



AUBURN UNIVERSITY AT MONTGOMERY BASKETBALL

2022-2023 AUM MEN'S BASKETBALL GAME NOTES | 35 POSTSEASON APPEARANCES | 12 NATIONAL TOURNAMENT APPEARANCES | 17 ALL-AMERICANS

AUBURN MONTGOMERY

7-8
OVERALL

5-6
GSC

NR/NR
NABC TOP 25 / D2SIDA TOP 25

MICHAEL CHEANEY
HEAD COACH

165-193
OVERALL

13th
SEASON

AT

MONTGOMERY

6-9
OVERALL

4-7
GSC

NR/NR
NABC TOP 25 / D2SIDA TOP 25

ANTHONY KOMARA
HEAD COACH

6-9
OVERALL

1st
SEASON

STARTING LINEUP: WARHAWKS TRAVEL UP THE ROAD FOR RIVALRY GAME

GAME INFORMATION:

GM NO. 16: Auburn Montgomery at the University of Montevallo | **Venue:** Trustmark Arena | **City:** Montevallo, Ala. | **Tipoff:** Jan. 7, 4 PM
TV: Falcon Sports Network | **Live Stats:** MontevalloFalcons.com | **Social Media:** @AUMWarhawksMBB

HOT-SHOOTING GIVES AUM SEASON-HIGH SCORING OUTPUT AGAINST WEST FLORIDA:

24 points from Joseph Lanzi and a 74.5 percent shooting clip sent the Warhawks to a season-high 98 points and a 23-point win over the University of West Florida Argonauts last time out. Lanzi went 10-of-13 from the field and 4-for-7 from three-point range, his only missed shots of the game. AUM posted the third-best single-game field goal percentage in Gulf South Conference history in the win. James Graham pitched in 20 points, nine rebounds, and six blocks, while point guard Travis Anderson tallied a season-high 10 assists and chipped in 18 points. Jalen Gaston marked the fourth Warhawk in double-figures with 10 points.

CLEANING UP THE BOARDS:

The Warhawks are averaging 36.5 rebounds per game, which ranks third in the GSC, and James Graham leads the way with 6.9 rebounds per game. Graham ranked second in the GSC last season at 7.1 rebounds per game, and ranks sixth this season. He tallied 11 rebounds against Rollins, a season-high 14 against Florida Tech, and added 10 against West Georgia. Roderick Smith ranks second on the team averaging 6.2 rebounds, and Jalen Gaston ranks third on the team averaging 5.1 rebounds. Forward Deven Tucker ranks fourth on the team in rebounding, clearing 3.7 boards per game.

SCOUTING THE FALCONS:

The Montevallo Falcons are led by Braxton Bertollette, who ranks second in the GSC in scoring at 20.1 points per contest. Bertollette is second on the team with 5.2 rebounds per game, and also leads the way in three-point shooting with a 42.6 percent shooting clip from beyond the three-point arc. Bertollette has eight times scored 20 or more points, and also has three 30-point games, including 32 against West Georgia, 36 against Alabama Huntsville, and 33 against West Florida. Bertollette is also a perfect 47-for-47 from the foul line, which is tops in the league without a miss. Hometown product MJ Jones, who has been GSC Freshman of the Week four times this season, is second on the team at 13.0 points per game. Mason Shifflett is the third Falcon in double-figures, as he scores 11.1 points per contest.

PROBABLE STARTING LINEUP:

0

DEVEN TUCKER
Sr. • F • 6-5 • 190

2

SAM YOUNGBLOOD
So. • G • 6-4 • 195

3

TRAVIS ANDERSON
Jr. • G • 6-0 • 175

4

JALEN GASTON
Sr. • G • 6-2 • 175

22

JOSEPH LANZI
Jr. • G • 6-5 • 195

2022-2023 SCHEDULE & RESULTS

| | |
|-------------------------------|------------------------|
| OVERALL RECORD: | 7-8 |
| GSC: | 5-6 |
| NON-CONFERENCE: | 2-2 |
| HOME AWAY NEUTRAL: | 4-3 3-3 0-2 |

NOVEMBER (2-4)

| | | |
|----|---------------------------------------|-----------|
| 3 | Jacksonville State (Exhibition) | L, 101-93 |
| 11 | vs. RV Rollins College* | L, 85-83 |
| 12 | vs. Florida Tech* | L, 80-72 |
| 19 | #24 University of Alabama Huntsville* | L, 84-74 |
| 22 | Spring Hill College | W, 87-84 |
| 26 | RV University of West Alabama* | L, 81-51 |
| 28 | at Shorter University* | W, 74-58 |

DECEMBER (4-4)

| | | |
|----|-----------------------------------|---------------|
| 2 | Delta State University* | W, 74-66 |
| 4 | Mississippi College* | W, 79-74 |
| 9 | at Lee University* | L, 85-60 |
| 11 | University of West Georgia* | L, 63-60 |
| 16 | at Christian Brothers University* | W, 77-74 |
| 18 | at Union University* | L, 92-87 (OT) |
| 29 | at Georgia College | W, 67-64 |
| 31 | Valdosta State University* | L, 77-71 |

JANUARY (1-0)

| | | |
|----|-----------------------------------|----------|
| 2 | University of West Florida* | W, 98-75 |
| 7 | at University of Montevallo* | 4 PM |
| 14 | University of Alabama Huntsville* | 4 PM |
| 18 | at University of West Alabama* | 7 PM |
| 21 | Shorter University* | 4 PM |
| 26 | at Mississippi College* | 7:30 PM |
| 28 | at Delta State University* | 4 PM |

FEBRUARY (0-0)

| | | |
|----|--------------------------------|---------|
| 1 | at University of West Georgia* | 6:30 PM |
| 4 | Lee University* | 4 PM |
| 9 | Union University* | 8 PM |
| 11 | Christian Brothers University* | 4 PM |
| 16 | at University of West Florida* | 7:30 PM |
| 18 | at Valdosta State University* | 3 PM |
| 25 | University of Montevallo* | 4 PM |
| 28 | GSC Tournament Super Tuesday | TBA |

MARCH-APRIL | POSTSEASON

| | | |
|-------|----------------------------|-----|
| 4 & 5 | GSC Final Four! | TBA |
| 11-14 | NCAA South Regional* | TBA |
| 21-25 | NCAA Elite Eight* | TBA |
| 3-25 | NCAA National Championship | TBA |

* - GSC Games | * - South Region Tip-Off Challenge in Columbia, S.C.

1 - GSC Semifinals & Finals Played at Pete Hanna Center in Birmingham, Ala.

*NCAA South Regional Games Played at Host Campus Site TBA | *NCAA Elite Eight Games Played at TBA

ALL TIMES CENTRAL



NEWS & NOTES:

➔ RETURNING WARHAWKS:

The Warhawks return 10 players from last season's squad that went 12-16 and 9-11 in the GSC. AUM finished in a tie for eighth place in the GSC standings last year but lost out on a playoff birth in a tiebreaker scenario. AUM's top returning scorer is James Graham, who ranked 22nd in the GSC last season averaging 12.5 points per game. He also ranked second in the league in rebounding at 7.7 rebounds per contest. AUM also returns the team's top three shot blockers from last season's squad that finished first in all of NCAA Division II in blocks (174) and blocks per game (6.2). Graham (2.1) ranked first in the GSC in blocks, Roderick Smith (1.6) finished second, and Jelal Williams (1.2) finished fifth in the league in the category. Deven Tucker, Sam Youngblood, Tysen Banks, Jaxon Hunter, Strahinja Ivic, Zameron Boozer, and Gilbert Croley also all return for the Warhawks.

➔ ANDERSON NAMED A TOP NEWCOMER TO WATCH IN GSC:

Auburn University at Montgomery guard Travis Anderson was named to the Gulf South Conference Newcomer Watch List in the preseason. Anderson, a junior from Atlanta, Ga., is a transfer from Charleston Southern University. He was a Big South All-Freshman team member in 2019-2020 after averaging 8.9 points per game and led all Big South bench players in scoring average. He played 45 games for the Buccaneers and played 16.7 minutes per night.

➔ GULF SOUTH CONFERENCE PRESEASON POLL:

AUM was picked to finish 10th in this season's preseason coaches' poll. Defending Gulf South Conference tournament champion the University of Alabama in Huntsville was picked to win the league. They were followed by tournament runner-up, Lee. Valdosta State was picked to finish third in the league, West Alabama (104) was picked fourth, and Union (103) was picked fifth.

➔ CHASING 800:

The Warhawks own a 799-616 record all-time as a program. AUM, who began competing as an NAIA institution in the 1975-76 season, started the school's transition to NCAA Division II in 2016-17 when they competed as an NCAA independent. The Warhawks began playing a Gulf South Conference schedule in 2017-2018. AUM needs one more win to reach 800 program wins.

➔ NEWCOMER SCORING INFUSION:

The Warhawks have relied heavily on an infusion of scoring by new players on the roster this season. Newcomers this season account for 51.7 percent of AUM's scoring, or 576 of 1,114 points. The team's leading scorer, at 15.5 points per game, is guard Travis Anderson. Jalen Gaston is second on the squad at 12.9 points per game. Transfer wing Joe Lanzi is fourth on the team in scoring at 11.3 points per contest for the Warhawks.

➔ MONTGOMERY BLOCK PARTY:

AUM blocked 13 shot attempts against the University of West Alabama earlier this season, setting a new school record along the way. The previous record had been 11 blocks in a game, which the Warhawks did twice (in 2021 against Southeastern Baptist, and in 1997 against LaGrange). For the season, the Warhawks have blocked 28 shots as a team in five games, averaging 5.6 blocks per game. That number ranks first in the Gulf South Conference. James Graham leads the team and the league this season with 16 blocks (3.2 per game). AUM's top three shot blockers from last season are still on the roster, as Graham averaged 2.1 blocks to rank first in the league. The Warhawks totaled 174 blocks, or 6.2 per game. Roderick Smith (1.6) finished second in the GSC last season, and Jelal Williams (1.2) finished fifth.

➔ ANDERSON LEADING IN THE SCORING COLUMN:

Newcomer Travis Anderson leads the way for the AUM offense at 15.5 points per game. Anderson has posted double-figures nine times this year, including a season-high 32 points against Mississippi College. Anderson also tallied 27 points against Union, scored 26 against Shorter, and dropped 18 against UAH and UWF. Anderson also posted a season-best 10 assists for AUM in a 23-point win over West Florida. Anderson is averaging 15.5 points, 3.5 rebounds, 2.8 assists, and 1.5 steals in 36.0 minutes per game through the team's first eight games.

➔ GSC LEADERS: Newcomer guard Joseph Lanzi is third in the GSC in three-point percentage at 49.1 percent (26-for-53). James Graham leads the GSC in blocks with 36, averaging 2.4 blocks per game, and is sixth in rebounding at 6.9 rebounds per game. Gaston is seventh in steals per game (1.4) and ranks 10th in minutes played (33.3 per game). Travis Anderson ranks second in minutes played (36.0), 10th in scoring (15.5), and is tied for fifth in steals (1.5). The Warhawks rank first in the GSC in blocks per game (4.6), but also rank league-worst in the turnovers column with 16.9 per game.

➔ THE MICHAEL CHEANEY FILE:

The Warhawks' head men's basketball coach, Michael Cheaney, enters his 9th season at the helm of Auburn Montgomery and 13th overall as a collegiate head coach. Cheaney, a coaching veteran with more than 20 years of experience at the NCAA Division I, II, III and NAIA levels, took over the helm of AUM after spending four seasons as head coach at Voorhees College in Denmark, S.C.

Last season, AUM posted a record of 12-16 in 2021-22, highlighted by senior guard Isaiah Hart being named to the All-GSC second team. Hart finished third in the conference in points per game (18.2) and led the GSC with 114 assists. Senior guard Jeremiah Bozeman was named to the GSC All-Academic Team and the CoSIDA Academic All-District Team for his efforts both on the court and in the classroom. The Warhawks led all of NCAA Division II with 174 total blocked shots and 6.2 blocks per game. Junior forward James Graham led the GSC with 58 blocks while Roderick Smith ranked second with 42 and Jelal Williams ranked fifth with 30. Hart took home GSC player of the week honors twice over the course of the season while Bozeman and Graham were also named conference player of the week in 2021-22.

Prior to joining the coaching ranks, Cheaney was a standout student-athlete at Kentucky Wesleyan University. During his playing career, Cheaney earned the Senior Award as the Panthers' outstanding athlete and set the school record for field goal percentage, which he still owns today. He was also named the team's Most Improved Player. He still owns that Cheaney earned his bachelor's degree in criminal justice from Kentucky Wesleyan in 1996. He went on to earn a master's in sports management from Indiana State University.



▶ HOW THEY COMPARE



TALE OF THE TEAMS CATEGORY



| | | |
|------|----------------------------|------|
| 74.3 | POINTS PER GAME | 75.7 |
| 45.1 | FIELD GOAL PERCENTAGE | 44.2 |
| 36.4 | 3-PT FIELD GOAL PERCENTAGE | 31.9 |
| 77.7 | FREE THROW PERCENTAGE | 80.3 |
| 36.5 | REBOUNDS PER GAME | 32.7 |
| 9.9 | ASSISTS PER GAME | 12.4 |
| 16.9 | TURNOVERS PER GAME | 12.6 |
| -2.6 | TURNOVER MARGIN | 0.9 |
| 0.6 | ASSIST-TURNOVER RATIO | 1.0 |
| 15.3 | POINTS OFF TURNOVERS | 13.9 |
| 7.4 | STEALS PER GAME | 6.3 |
| 4.6 | BLOCKS PER GAME | 1.5 |

▶ ALL-TIME SERIES HISTORY

| DATE | SCORE | H/A/N |
|------------|----------|-------|
| 11.7.1997 | W, 90-73 | A |
| 11.20.1999 | L, 64-59 | A |
| 11.17.2016 | L, 71-64 | H |
| 12.8.2016 | L, 73-72 | A |
| 1.4.2018 | L, 80-77 | A |
| 12.13.2018 | L, 95-74 | A |
| 1.10.2019 | L, 95-79 | H |
| 12.16.2019 | L, 87-75 | H |
| 1.9.2020 | L, 63-62 | A |
| 1.8.2022 | W, 78-73 | A |
| 1.29.2022 | L, 86-83 | H |

Overall Series Record: **AUM trails 9-2**

Series Streak: **AUM L1**

AUM Home Record: **0-4**

AUM Road Record: **2-5**


AUM Neutral Site Record: **-**

AUM OT Record: **-**



AUBURN UNIVERSITY AT MONTGOMERY MEN'S BASKETBALL GAME NOTES


35 POSTSEASON APPEARANCES | 12 NATIONAL TOURNAMENT APPEARANCES | 17 ALL-AMERICANS




0
DEVEN TUCKER
Sr. • F • 6-5 • 190



1
RODERICK SMITH
Sr. • F • 6-8 • 240



2
SAM YOUNGBLOOD
So. • G • 6-4 • 195



3
TRAVIS ANDERSON
Jr. • G • 6-0 • 175



4
JALEN GASTON
Sr. • G • 6-2 • 175



5
TYSEN BANKS
Jr. • G • 6-0 • 185



10
JAXSON HUNTER
Sr. • G • 6-2 • 220



11
JAMES GRAHAM
Sr. • F • 6-7 • 225



12
STRAHINJA IVIC
Sr. • F • 6-7 • 215



14
JAUQUAN TYUS
Jr. • F • 6-6 • 225



15
ZAMERON BOOZER
Jr. • F • 6-8 • 240




20
JELAL WILLIAMS
R-Jr. • F • 6-9 • 185



21
GILBERT CROLEY
So. • G • 6-3 • 170



22
JOSEPH LANZI
Jr. • G • 6-5 • 195




25
ERIC STEWARD JR.
Fr. • G • 6-2 • 185



HC
MICHAEL CHEANEY
Head Coach



AC
BAILEY MCEWEN
Assistant Coach



AT
BRIELLE RINGLE
Athletic Training

QUICK FACTS • INFORMATION

| | |
|------------------------------|-------------------------------|
| Location | Montgomery, Ala., 36124 |
| Founded | 1967 |
| Enrollment | 5,211 |
| Nickname | Warhawks |
| Colors | Orange and Black |
| National Affiliation | NCAA Division II |
| Conference | Gulf South Conference |
| President | Dr. Carl Stockton |
| Athletic Director | Erik Maas |
| Senior Women's Administrator | Amber Rae Childers |
| FAR: | John Aho |
| Stadium (Capacity) | AUM Athletics Complex (2,650) |

COACHING STAFF

| | |
|--------------------|------------------------|
| Head Coach | Michael Cheaney |
| Alma Mater/Yr | Kentucky Wesleyan/1996 |
| Record at AUM/Yrs | 93-138/9th |
| Overall Record/Yrs | 165-193/13th |
| Assistant Coach | Bailey McEwen/4th |
| Alma Mater/Yr | Southern Indiana/2017 |

TEAM INFORMATION

| | |
|--|--------------|
| 2021-22 Record | 12-16 |
| Gulf South Conference Record | 9-11 |
| Regular Season | Tied for 8th |
| GSC Tournament | N/A |
| Final 2021-22 National Ranking | NR |
| Starters Returning/Lost (2021-22) | 3/2 |
| Letterwinners Returning/Lost (2021-22) | 10/3 |

BASKETBALL HISTORY

| | |
|--------------------------|---------|
| First Year of Basketball | 1975 |
| All-time Record: | 799-616 |
| All-time GSC Record: | 36-72 |
| NCAA Appearances/Record | N/A |
| Last Appearance | N/A |
| Place: | N/A |
| Result: | N/A |
| Location: | N/A |

EXTERNAL RELATIONS | ATHLETIC COMMUNICATIONS

The Auburn University at Montgomery **Sports Information Office** provides public relations to members of the media. Game day services include statistics, photography (when available), video clips (when available), and post-game access to coaches and student-athletes. The Sports Information office is located on the first floor of the AUM Athletics Complex in office suite 104.

Primary Contact **Cody Clark**

E-Mail: cclark26@aum.edu | Cell: (843) 610-6007

Secondary Contact **Mark Gilliam**

E-Mail: mgilliam@aum.edu | Cell: (205) 399-3114

2022-2023 AUBURN UNIVERSITY AT MONTGOMERY NUMERICAL ROSTER

| # | NAME | POS | HT | WT | CLASS | HOMETOWN / PREVIOUS SCHOOL |
|----|------------------|-----|-----|-----|-------|---|
| 0 | Deven Tucker | F | 6-5 | 190 | Sr. | Birmingham, Ala. / Helena HS |
| 1 | Roderick Smith | F | 6-8 | 240 | Sr. | Cyrstal Springs, Miss. / Western Illinois |
| 2 | Sam Youngblood | G | 6-4 | 195 | So. | McCalla, Ala. / McAdory HS |
| 3 | Travis Anderson | G | 6-0 | 175 | Jr. | Atlanta, Ga. / Charleston Southern |
| 4 | Jalen Gaston | G | 6-2 | 175 | Sr. | Montgomery, Ala. / Enterprise State CC |
| 5 | Tysen Banks | G | 6-0 | 185 | Jr. | Memphis, Tenn. / Kilgore College |
| 10 | Jaxson Hunter | G | 6-2 | 220 | Sr. | Trussville, Ala. / Hewitt-Trussville HS |
| 11 | James Graham | F | 6-7 | 225 | Sr. | Maywood, Ill. / Cuyahoga CC |
| 12 | Strahinja Ivic | F | 6-7 | 215 | Sr. | Belgrade, Serbia / Garrett College |
| 14 | JaQuan Tyus | F/C | 6-6 | 225 | Jr. | Memphis, Tenn. / Shawnee CC |
| 15 | Zameron Boozer | F/C | 6-8 | 240 | So. | Lanett, Ala. / Jacksonville Univ. |
| 20 | Jelal Williams | F | 6-9 | 185 | R-Jr. | Dallas, Ga. / UNC Pembroke |
| 21 | Gilbert Croley | G | 6-3 | 170 | So. | Atlanta, Ga. / East Coweta HS |
| 22 | Jospeh Lanzi | G | 6-5 | 195 | Jr. | Chelseas, Ala. / Univ. of Charleston |
| 25 | Eric Steward Jr. | G | 6-2 | 185 | Fr. | Memphis, Tenn. / Douglass HS |

Head Coach: Michael Cheaney (13th season - 9th at AUM)

Assistant Coach: Bailey McEwen (4th)

Athletic Training: Brielle Ringle (4th)

Sports Information: Cody Clark (3rd - 1st at AUM)



GULF SOUTH CONFERENCE STANDINGS

| SCHOOL | CONF | CPCT. | OVERALL | PCT. | HOME | AWAY | NEUTRAL | STREAK |
|--------------------------|------------|-------------|------------|-------------|------------|------------|------------|-----------|
| WEST ALABAMA | 9-2 | .818 | 13-2 | .867 | 8-2 | 5-0 | 0-0 | W7 |
| LEE | 9-2 | .818 | 10-2 | .833 | 6-0 | 4-2 | 0-0 | W8 |
| ALABAMA HUNTSVILLE | 8-3 | .727 | 13-4 | .765 | 9-0 | 3-3 | 1-1 | L1 |
| WEST GEORGIA | 8-3 | .727 | 8-4 | .667 | 5-1 | 3-3 | 0-0 | W1 |
| UNION | 8-3 | .727 | 9-6 | .600 | 5-3 | 3-3 | 1-0 | W1 |
| VALDOSTA STATE | 7-4 | .636 | 11-6 | .647 | 6-2 | 3-2 | 2-2 | W3 |
| AUBURN MONTGOMERY | 5-6 | .455 | 7-8 | .467 | 4-3 | 3-3 | 0-2 | W1 |
| MISSISSIPPI COLLEGE | 5-7 | .417 | 8-7 | .533 | 4-2 | 2-5 | 2-0 | L3 |
| MONTEVALLO | 4-7 | .364 | 6-9 | .400 | 4-3 | 1-5 | 1-1 | L1 |
| WEST FLORIDA | 3-8 | .273 | 7-8 | .467 | 5-4 | 2-4 | 0-0 | L3 |
| DELTA STATE | 3-8 | .273 | 4-10 | .286 | 1-5 | 3-5 | 0-0 | W3 |
| CHRISTIAN BROTHERS | 2-9 | .182 | 2-12 | .143 | 2-6 | 0-6 | 0-0 | L3 |
| SHORTER | 1-10 | .091 | 3-12 | .200 | 2-5 | 1-5 | 0-2 | L9 |

GULF SOUTH CONFERENCE WEEKLY HONORS

PLAYER OF THE WEEK

| | |
|---------------|--|
| Nov. 8 | Chaney Johnson, Alabama Huntsville |
| Nov. 15 | Chaney Johnson, Alabama Huntsville |
| Nov. 22 | Chaney Johnson, Alabama Huntsville |
| Nov. 29 | Braxton Bertollette, UM |
| Dec. 6 | Travis Anderson, AUM |
| Dec. 13 | Tradavis Thompson, Mississippi College |
| Dec. 20 | Tylandrius Parks, UU |
| Jan. 3 | Braxton Bertollette, UM |
| Jan. 10 | |
| Jan. 17 | |
| Jan. 24 | |
| Jan. 31 | |
| Feb. 4 | |
| Feb. 14 | |
| Feb. 21 | |
| Feb. 27 | |

FRESHMAN OF THE WEEK

| | |
|---------|----------------------|
| Nov. 8 | N/A |
| Nov. 15 | MJ Jones, Montevallo |
| Nov. 22 | MJ Jones, Montevallo |
| Nov. 29 | MJ Jones, Montevallo |
| Dec. 6 | MJ Jones, Montevallo |
| Dec. 13 | Ivan Prug, Union |
| Dec. 20 | Tyler Moore, UM |
| Jan. 3 | Tyler Moore, UM |
| Jan. 10 | |
| Jan. 17 | |
| Jan. 24 | |
| Jan. 31 | |
| Feb. 4 | |
| Feb. 14 | |
| Feb. 21 | |
| Feb. 27 | |



NATIONAL ASSOCIATION OF BASKETBALL COACHES TOP 25 POLL | JAN. 2, 2022

| RNK | SCHOOL | RECORD | POINTS | PREV |
|-----|--------------------------|--------|--------|------|
| 1 | INDIANA (PA.) (9) | 11-0 | 391 | 1 |
| 2 | NOVA SOUTHEASTERN (3) | 12-0 | 383 | 2 |
| 3 | BLACK HILLS STATE (2) | 12-0 | 372 | 3 |
| 4 | MISSOURI-ST. LOUIS | 12-0 | 346 | 5 |
| 5 | NORTHWEST MISSOURI STATE | 12-1 | 343 | 6 |
| 6 | LINCOLN MEMORIAL | 13-1 | 309 | 7 |
| 7 | COLORADO SCHOOL OF MINES | 12-1 | 299 | 8 |
| 8 | CENTRAL OKLAHOMA | 12-1 | 281 | 9 |
| 9 | WEST LIBERTY | 11-1 | 266 | 10 |
| 10 | AUGUSTA | 11-1 | 249 | 11 |
| 11 | HILLSDALE | 12-1 | 239 | 4 |
| 12 | CAL STATE SAN BERNADINO | 8-1 | 210 | 12 |
| 13 | UNC PEMBROKE | 12-1 | 207 | 13 |
| 14 | BENTLEY | 10-1 | 192 | 14 |
| 15 | FORT LEWIS | 11-1 | 183 | 15 |
| 16 | DOMINICAN | 13-1 | 156 | 17 |
| 17 | WEST VIRGINIA STATE | 11-1 | 153 | 16 |
| 18 | YOUNG HARRIS | 11-0 | 142 | 18 |
| 19 | VIRGINIA UNION | 11-2 | 94 | 19 |
| 20 | EMPORIA STATE | 10-2 | 70 | 20 |
| 21 | ST. THOMAS AQUINAS | 12-2 | 63 | 23 |
| 22 | NORTH GEORGIA | 9-1 | 55 | 24 |
| 23 | EAST STROUDSBURG | 10-1 | 39 | NR |
| 24 | CLAFLIN | 10-1 | 31 | 25 |
| 25 | MSU MOORHEAD | 11-2 | 27 | NR |

OTHERS RECEIVING VOTES:

EMBRY-RIDDLE 13, INDIANAPOLIS 13, FLA. SOUTHERN 10, MERCYHURST 9, POINT LOMA 8, WEST ALABAMA 8, SOUTHERN NAZARENE 6, PACE 5, SAINT MARTIN'S 5, HAWAII HILO 4, MINNESOTA STATE 11, FORT HAYS STATE 3, SAINT ANSEL 3.

DROPPED OUT: MINNESOTA DULUTH (21), FLORIDA SOUTHERN (22).



WARHAWKS BY THE NUMBERS

799

wins that the AUM Warhawks men's basketball program has amassed since its debut season in 1975-1976. AUM has posted an all-time record of 799-616, which translates to a .564 winning percentage. AUM needs just one more wins to register program win No. 800.

36.5

rebounds per game that the Warhawks average this year. AUM ranks third in the GSC in per-game rebounding. They are also second in the league in offensive rebounds, averaging 11.5 offensive boards per game.

13

blocks AUM tallied on Nov. 26 against the University of West Alabama to set a new school record. The 13 blocks is also tied for 6th all-time in GSC history in a single game. The Warhawks got six blocks from James Graham to lead the way, while Jelal Williams registered three blocks. Deven Tucker, Sam Youngblood, Jalen Gaston, and Zameron Boozer each posted one block in the contest.

1

more victory needed by the Auburn University at Montgomery Warhawks men's basketball program to reach 800 all-time. AUM began play in the 1975-1976 season.

4.6

blocks per game AUM averages this season, which leads the GSS. The Warhawks rank second in the league in blocks this year (69). AUM is fresh off a campaign last season in which they led all of NCAA Division II in blocks with 6.2 blocks per game in 28 games played.





GAME-BY-GAME TEAM COMPARISONS

| Opponent | W/L | FGM-FGA | PCT. | 3PM-3PA | PCT. | FTM-FTA | PCT. | OReb | DReb | TotReb | PF | AST | TO | BLK | STL | 1stH | 2ndH | OT | PTS |
|---------------------------|-----|---------|-------|---------|-------|---------|-------|------|------|--------|----|-----|----|-----|-----|------|------|----|-----|
| AUBURN MONTGOMERY | L | 32-62 | 51.6% | 11-22 | 50% | 8-10 | 80% | 11 | 22 | 33 | 18 | 15 | 20 | 4 | 9 | 40 | 43 | - | 83 |
| Rollins College | | 32-61 | 52.5% | 12-15 | 80% | 9-13 | 69.2% | 9 | 20 | 29 | 10 | 18 | 17 | 1 | 7 | 45 | 40 | - | 85 |
| AUBURN MONTGOMERY | L | 25-59 | 42.4% | 5-18 | 27.8% | 17-23 | 73.9% | 17 | 27 | 44 | 16 | 6 | 18 | 6 | 1 | 31 | 41 | - | 72 |
| Florida Tech | | 28-66 | 42.4% | 10-25 | 40% | 14-19 | 73.7% | 12 | 21 | 33 | 16 | 14 | 8 | 3 | 12 | 42 | 38 | - | 80 |
| AUBURN MONTGOMERY | L | 26-66 | 39.4% | 10-26 | 38.5% | 12-18 | 66.7% | 12 | 33 | 45 | 22 | 12 | 14 | 1 | 5 | 39 | 35 | - | 74 |
| at #24 Alabama Huntsville | | 26-61 | 42.6% | 9-38 | 23.7% | 23-27 | 85.2% | 5 | 33 | 38 | 17 | 13 | 7 | 2 | 7 | 38 | 46 | - | 84 |
| Spring Hill College | | 28-59 | 47.5% | 10-24 | 41.7% | 18-19 | 94.7% | 10 | 28 | 38 | 18 | 11 | 25 | 3 | 7 | 36 | 48 | - | 84 |
| vs. AUBURN MONTGOMERY | W | 34-77 | 44.2% | 10-27 | 37% | 9-11 | 81.8% | 17 | 21 | 38 | 15 | 11 | 19 | 4 | 12 | 41 | 46 | - | 87 |
| RV West Alabama | | 29-61 | 47.5% | 1-10 | 10% | 22-27 | 82% | 17 | 24 | 41 | 22 | 10 | 17 | 0 | 5 | 44 | 37 | - | 81 |
| vs. AUBURN MONTGOMERY | L | 19-49 | 39% | 2-11 | 18% | 11-20 | 55% | 8 | 15 | 23 | 22 | 7 | 21 | 13 | 10 | 18 | 33 | - | 51 |
| AUBURN MONTGOMERY | W | 29-63 | 46% | 6-17 | 35.3% | 10-12 | 83.3% | 11 | 26 | 37 | 13 | 10 | 5 | 2 | 8 | 36 | 38 | - | 74 |
| at Shorter | | 22-55 | 40% | 7-22 | 31.8% | 7-9 | 78% | 6 | 21 | 27 | 12 | 13 | 13 | 4 | 0 | 28 | 30 | - | 58 |
| Delta State | | 25-54 | 46.3% | 10-29 | 34.5% | 6-6 | 100% | 8 | 19 | 27 | 10 | 10 | 14 | 1 | 6 | 35 | 31 | - | 66 |
| vs. AUBURN MONTGOMERY | W | 29-56 | 51.8% | 12-22 | 54.5% | 4-4 | 100% | 8 | 21 | 29 | 10 | 8 | 11 | 1 | 7 | 38 | 36 | - | 74 |
| Mississippi College | | 28-56 | 50% | 0-10 | 0% | 18-24 | 75% | 9 | 19 | 28 | 20 | 12 | 13 | 0 | 3 | 39 | 35 | - | 74 |
| vs. AUBURN MONTGOMERY | W | 24-54 | 44.4% | 6-21 | 28.6% | 25-29 | 86.2% | 13 | 22 | 35 | 18 | 4 | 14 | 2 | 5 | 35 | 44 | - | 79 |
| AUBURN MONTGOMERY | L | 23-65 | 35.4% | 4-17 | 23.5% | 10-11 | 91% | 13 | 22 | 35 | 19 | 12 | 23 | 3 | 9 | 27 | 33 | - | 60 |
| at Lee | | 30-62 | 48.4% | 6-20 | 30% | 19-23 | 82.6% | 11 | 27 | 38 | 14 | 19 | 16 | 7 | 11 | 35 | 50 | - | 85 |
| RV West Georgia | | 22-62 | 35.5% | 5-20 | 25% | 14-17 | 82.4% | 10 | 22 | 32 | 11 | 4 | 10 | 1 | 9 | 37 | 26 | - | 63 |
| vs. AUBURN MONTGOMERY | L | 25-63 | 39.7% | 4-19 | 21.1% | 6-6 | 100% | 16 | 31 | 47 | 14 | 7 | 20 | 7 | 3 | 27 | 33 | - | 60 |
| AUBURN MONTGOMERY | W | 24-49 | 49% | 5-17 | 29.4% | 24-29 | 82.8% | 11 | 24 | 35 | 21 | 10 | 21 | 6 | 12 | 30 | 47 | - | 77 |
| at Christian Brothers | | 25-54 | 46.3% | 5-17 | 29.4% | 19-24 | 79.2% | 7 | 15 | 22 | 18 | 11 | 16 | 0 | 10 | 41 | 33 | - | 74 |
| AUBURN MONTGOMERY | L | 32-70 | 45.7% | 9-24 | 37.5% | 14-21 | 67% | 8 | 28 | 36 | 29 | 14 | 15 | 2 | 9 | 36 | 45 | 6 | 87 |
| at Union | | 24-56 | 42.9% | 13-23 | 56.5% | 31-43 | 72.1% | 11 | 35 | 46 | 19 | 17 | 18 | 1 | 4 | 34 | 47 | 11 | 92 |
| AUBURN MONTGOMERY | W | 22-55 | 40% | 6-16 | 37.5% | 17-22 | 77.3% | 9 | 34 | 43 | 15 | 2 | 17 | 3 | 7 | 32 | 35 | - | 67 |
| at Georgia College | | 23-63 | 36.5% | 9-27 | 33.3% | 9-18 | 50% | 10 | 27 | 37 | 16 | 15 | 13 | 2 | 5 | 32 | 32 | - | 64 |
| Valdosta State | | 26-59 | 44.1% | 4-17 | 23.5% | 21-31 | 67.7% | 11 | 26 | 37 | 17 | 8 | 15 | 3 | 10 | 35 | 42 | - | 77 |
| vs. AUBURN MONTGOMERY | L | 26-66 | 39.4% | 6-23 | 26.1% | 13-14 | 93% | 15 | 27 | 42 | 24 | 9 | 19 | 5 | 5 | 35 | 36 | - | 71 |
| West Florida | | 25-59 | 42.4% | 5-15 | 33.3% | 20-25 | 80% | 13 | 11 | 24 | 14 | 10 | 12 | 0 | 4 | 37 | 38 | - | 75 |
| vs. AUBURN MONTGOMERY | W | 38-51 | 74.5% | 14-22 | 63.6% | 8-12 | 67% | 3 | 23 | 26 | 19 | 21 | 17 | 10 | 9 | 41 | 57 | - | 98 |



WARHAWKS POINTS-REBOUNDS-ASSISTS

| | #0 | #1 | #2 | #3 | #4 | #10 | #11 | #12 | #15 | #20 | #21 | #22 | #25 |
|-------------------------|--------|--------|------------|----------|---------|--------|---------|-------|--------|----------|--------|--------|-------------|
| OPPONENT | TUCKER | SMITH | YOUNGBLOOD | ANDERSON | GASTON | HUNTER | GRAHAM | IVIC | BOOZER | WILLIAMS | CROLEY | LANZI | STEWART JR. |
| vs. Rollins College | 5-1-0 | 10-5-2 | DNP | 6-2-2 | 27-4-3 | DNP | 2-11-3 | 3-0-1 | DNP | 0-0-1 | 7-2-0 | 23-5-3 | DNP |
| vs. Florida Tech | 4-3-1 | 13-9-0 | DNP | 16-6-2 | 4-2-3 | DNP | 17-14-0 | 6-3-0 | 2-2-0 | 0-0-0 | 0-1-0 | 10-1-0 | DNP |
| at #24 Ala. Huntsville* | 0-3-1 | 8-2-0 | 8-3-2 | 18-8-2 | 16-10-4 | DNP | 11-7-1 | 3-3-0 | 0-0-0 | 1-2-0 | 0-2-0 | 9-2-2 | 0-0-0 |
| Spring Hill | 6-5-0 | DNP | 17-7-2 | 8-7-2 | 12-3-2 | DNP | 19-3-1 | 3-0-0 | 2-2-0 | 2-1-0 | 6-1-1 | 12-6-3 | 0-0-0 |
| RV West Alabama | 6-3-0 | DNP | 4-1-1 | 7-1-2 | 20-4-0 | DNP | 6-5-2 | 0-0-0 | 0-2-0 | 0-2-1 | DNP | 8-3-1 | DNP |
| at Shorter* | 2-6-0 | DNP | 6-4-1 | 26-2-0 | 10-8-2 | DNP | 19-7-1 | DNP | DNP | DNP | 5-0-1 | 6-5-1 | DNP |
| Delta State* | 4-5-0 | 4-3-0 | 16-5-3 | 14-3-2 | 19-4-1 | DNP | 12-3-1 | DNP | 0-0-0 | DNP | DNP | 5-3-1 | DNP |
| Mississippi College* | 4-3-0 | 8-5-0 | 0-4-0 | 32-6-2 | 17-6-1 | DNP | 14-5-0 | DNP | 0-0-0 | DNP | 0-0-0 | 4-3-1 | DNP |
| at Lee* | 2-3-0 | 13-8-0 | 10-3-2 | 2-3-6 | 15-4-3 | 0-0-0 | 6-7-0 | DNP | 0-0-0 | 0-1-0 | 5-1-1 | 2-1-0 | 5-1-0 |
| West Georgia* | 4-6-1 | 8-5-0 | 11-2-0 | DNP | 8-7-1 | DNP | 13-10-0 | DNP | 0-1-0 | DNP | 16-4-4 | 0-1-1 | 0-1-0 |
| at Christian Brothers* | 6-4-0 | 17-7-1 | 7-0-5 | - | 11-4-3 | DNP | 13-7-0 | 0-0-0 | 2-1-0 | 0-4-0 | - | 15-1-0 | 6-3-1 |
| at Union (Tenn.)* | 12-3-2 | 13-8-3 | 8-6-1 | 27-3-2 | 2-2-1 | DNP | 6-6-3 | 0-1-1 | DNP | DNP | - | 19-3-1 | 0-0-0 |
| at Georgia College | 4-0-0 | 5-7-0 | 7-1-0 | 17-3-0 | 7-11-2 | DNP | 12-7-0 | 0-0-0 | DNP | DNP | - | 15-5-0 | DNP |
| Valdosta State* | 4-9-0 | 8-9-0 | 5-3-0 | 10-2-5 | 16-6-1 | DNP | 10-3-1 | 0-0-0 | DNP | DNP | - | 18-4-2 | DNP |
| West Florida* | 2-0-0 | DNP | 14-3-2 | 18-0-10 | 10-1-2 | 0-0-1 | 20-9-3 | 0-0-0 | 4-4-0 | 6-4-0 | - | 24-2-3 | 0-0-0 |
| at Montevallo* | | | | | | | | | | | | | |
| Alabama Huntsville* | | | | | | | | | | | | | |
| at West Alabama* | | | | | | | | | | | | | |
| Shorter* | | | | | | | | | | | | | |
| at Mississippi College* | | | | | | | | | | | | | |
| at Delta State* | | | | | | | | | | | | | |
| at West Georgia* | | | | | | | | | | | | | |
| Lee* | | | | | | | | | | | | | |
| Union* | | | | | | | | | | | | | |
| Christian Brothers* | | | | | | | | | | | | | |
| at West Florida* | | | | | | | | | | | | | |
| at Valdosta State* | | | | | | | | | | | | | |
| Montevallo* | | | | | | | | | | | | | |

WARHAWKS GAME HIGHS

| Opponent | Pts | Rebs | Asts | Stls | Blks |
|-------------------------|---------------|-------------|----------------|----------------|------------|
| vs. Rollins College | Gaston (27) | Graham (11) | Three w/ 3 | Lanzi (4) | Graham (3) |
| vs. Florida Tech | Graham (17) | Graham (14) | Gaston (3) | Graham (3) | Graham (1) |
| #24 Ala. Huntsville* | Anderson (18) | Gaston (10) | Gaston (4) | Two w/ 2 | Graham (1) |
| Spring Hill* | Graham (19) | Two w/ 7 | Lanzi (3) | Two w/ 3 | Graham (3) |
| RV West Alabama* | Gaston (20) | Graham (5) | Two w/ 2 | Gaston (3) | Graham (6) |
| at Shorter* | Anderson (26) | Lanzi (10) | Lanzi (5) | Anderson (3) | Two w/ 1 |
| Delta State* | Gaston (19) | Two w/ 5 | Youngblood (3) | Two w/ 2 | Smith (1) |
| Mississippi College* | Anderson (32) | Two w/ 6 | Anderson (2) | Gaston (2) | Graham (2) |
| at Lee* | Gaston (15) | Smith (8) | Anderson (6) | Anderson (3) | Three w/ 1 |
| West Georgia* | Croley (16) | Graham (10) | Croley (4) | Three w/ 1 | Graham (5) |
| at Christian Brothers* | Smith (17) | Two w/ 7 | Youngblood (5) | Youngblood (3) | Graham (3) |
| at Union* | Anderson (27) | Smith (8) | Two w/ 3 | Gaston (3) | Two w/ 1 |
| at Georgia College* | Anderson (17) | Gaston (11) | Gaston (2) | Two w/ 2 | Three w/ 1 |
| Valdosta State* | Lanzi (18) | Two w/ 9 | Anderson (5) | Lanzi (3) | Smith (3) |
| West Florida* | Lanzi (24) | Graham (9) | Anderson (10) | Three w/ 2 | Graham (6) |
| at Montevallo* | | | | | |
| Ala. Huntsville* | | | | | |
| at West Alabama* | | | | | |
| Shorter* | | | | | |
| at Mississippi College* | | | | | |
| at Delta State* | | | | | |
| at West Georgia* | | | | | |
| Lee* | | | | | |
| Union* | | | | | |
| Christian Brothers* | | | | | |
| at West Florida* | | | | | |
| at Valdosta State* | | | | | |
| Montevallo* | | | | | |

WARHAWKS STARTING LINEUPS

| Opponent | G | G | G | F | F |
|-------------------------|----------|------------|------------|--------|--------|
| vs. Rollins College | Anderson | Gaston | Ivic | Graham | Smith |
| vs. Florida Tech | Anderson | Gaston | Ivic | Graham | Smith |
| #24 Ala. Huntsville* | Anderson | Gaston | Ivic | Graham | Tucker |
| Spring Hill* | Anderson | Gaston | Youngblood | Lanzi | Tucker |
| RV West Alabama* | Anderson | Gaston | Youngblood | Lanzi | Tucker |
| at Shorter* | Anderson | Gaston | Youngblood | Lanzi | Tucker |
| Delta State* | Anderson | Gaston | Youngblood | Lanzi | Tucker |
| Mississippi College* | Anderson | Gaston | Youngblood | Lanzi | Tucker |
| at Lee* | Anderson | Gaston | Youngblood | Lanzi | Tucker |
| West Georgia* | Gaston | Youngblood | Lanzi | Graham | Tucker |
| at Christian Brothers* | Gaston | Youngblood | Lanzi | Graham | Tucker |
| at Union* | Gaston | Youngblood | Lanzi | Graham | Tucker |
| at Georgia College* | Anderson | Gaston | Lanzi | Graham | Tucker |
| Valdosta State* | Anderson | Gaston | Lanzi | Graham | Tucker |
| West Florida* | Anderson | Youngblood | Lanzi | Graham | Tucker |
| at Montevallo* | | | | | |
| Ala. Huntsville* | | | | | |
| at West Alabama* | | | | | |
| Shorter* | | | | | |
| at Mississippi College* | | | | | |
| at Delta State* | | | | | |
| at West Georgia* | | | | | |
| Lee* | | | | | |
| Union* | | | | | |
| Christian Brothers* | | | | | |
| at West Florida* | | | | | |
| at Valdosta State* | | | | | |
| Montevallo* | | | | | |



RECORD VERSUS ALL OPPONENTS

GULF SOUTH CONFERENCE SCHOOLS:

| | |
|---------------------|-------|
| Alabama Huntsville | 20-22 |
| Christian Brothers | 4-3 |
| Delta State | 4-8 |
| Lee (Tenn.) | 10-17 |
| Mississippi College | 5-4 |
| Montevallo (Ala.) | 33-30 |
| Shorter | 28-5 |
| Union (Tenn.) | 2-10 |
| Valdosta State | 4-14 |
| West Alabama | 1-11 |
| West Georgia | 1-10 |
| West Florida | 10-12 |

ALABAMA SCHOOLS:

| | |
|---------------------|-------|
| Alabama Birmingham | 0-1 |
| Alabama State | 8-27 |
| Athens State (Ala.) | 33-34 |
| Birmingham Southern | 20-34 |
| Concordia (Ala.) | 9-1 |
| Faulkner | 44-33 |
| Huntingdon | 11-5 |
| Jacksonville State | 2-8 |
| Miles (Ala.) | 3-1 |
| Mobile (Ala.) | 20-14 |
| Samford | 0-3 |
| Selma | 28-3 |
| South Alabama | 0-2 |
| Spring Hill | 27-22 |
| Stillman College | 6-0 |
| Talladega | 51-8 |
| Troy | 4-7 |
| Tuskegee | 11-4 |

OTHER OPPONENTS:

| | |
|--------------------------|------|
| Albany State | 0-2 |
| Allen | 1-0 |
| Anderson | 2-0 |
| Arkansas-Monticello | 0-1 |
| Armstrong Atlantic State | 0-1 |
| Azusa Pacific | 0-2 |
| Baptist Christian | 1-0 |
| Barber-Scotia | 1-1 |
| Belhaven | 9-12 |
| Benedict College | 0-1 |
| Berry | 8-5 |
| Bethel (Tenn.) | 1-1 |
| Blue Mountain | 3-0 |
| Brevard | 1-0 |
| Brewton-Parker | 30-6 |
| Campbellsville | 1-0 |
| Carson Newman | 0-1 |
| Cedarville | 1-0 |
| Christian Heritage | 1-0 |
| Clafflin | 3-3 |
| Clark-Atlanta | 0-2 |
| Coastal Georgia | 5-2 |
| College of Charleston | 3-2 |
| Columbus State | 3-2 |

| | |
|-----------------------|-------|
| Crichton | 0-1 |
| Cumberland | 9-8 |
| Dalton State | 2-4 |
| Daniel Payne | 4-0 |
| DeVry Institute | 1-0 |
| Dillard | 22-9 |
| Earl Paulk | 3-0 |
| Edward Waters | 1-0 |
| Embry-Riddle | 2-2 |
| Emmanuel | 20-12 |
| Eureka | 1-0 |
| Findlay | 0-1 |
| Flagler | 0-1 |
| Florida International | 1-0 |
| Florida Memorial | 2-0 |
| Florida Southern | 1-0 |
| Florida Tech | 3-0 |
| Fort Hays State | 1-0 |
| Fort Valley State | 1-0 |
| Francis Marion | 0-1 |
| Freed-Hardeman | 0-4 |
| Georgia College | 1-2 |
| Georgia Southwestern | 16-20 |
| Georgetown (Ky.) | 0-1 |
| Grace | 1-0 |
| Grand Canyon | 0-1 |
| Hastings | 0-1 |
| Hawaii Pacific | 1-0 |
| High Point | 1-0 |
| Indiana State | 1-0 |
| Jarvis Christian | 1-0 |
| Johnson C. Smith | 2-0 |
| Kansas State | 0-1 |
| Kearney State | 0-1 |
| Kennesaw State | 1-0 |
| Kentucky State | 0-1 |
| Kentucky Wesleyan | 2-1 |
| LaGrange | 21-6 |
| Lambuth | 1-2 |
| Lander | 1-0 |
| Lees-McRae | 1-0 |
| Life | 1-15 |
| Limestone | 3-0 |
| Lipscomb | 0-1 |
| Loyola-New Orleans | 4-6 |
| LSU-Shreveport | 1-1 |
| Martin Methodist | 1-8 |
| Middle Georgia State | 3-4 |
| Mohawk | 1-0 |
| Morris Brown | 1-1 |
| North Alabama | 4-5 |
| North Georgia | 13-8 |
| Oakwood | 2-1 |
| Oklahoma | 0-1 |
| Oklahoma Baptist | 0-3 |
| Oklahoma City | 0-1 |
| Paine | 1-0 |
| Patton | 1-0 |

| | |
|----------------------------|-------|
| Paul Quinn | 1-0 |
| Pensacola Christian | 1-0 |
| Phillips | 1-0 |
| Piedmont | 1-1 |
| Pikeville | 1-0 |
| Point | 2-2 |
| Prairie View A&M | 1-0 |
| Puerto Rico-Mayaguez | 1-0 |
| Quincy | 0-1 |
| Reinhardt | 15-5 |
| Robert Morris-Chicago | 0-1 |
| Rollins College | 0-3 |
| South Carolina | 0-1 |
| Southeastern Baptist | 1-0 |
| South Carolina-Aiken | 1-1 |
| South Carolina-Spartanburg | 0-1 |
| Southern-Baton Rouge | 0-1 |
| Southern-New Orleans | 14-3 |
| Southern Benedictine | 7-2 |
| Southern Poly | 14-21 |
| Southern Wesleyan | 23-8 |
| St. Augustine's | 0-1 |
| St. Joseph's | 1-0 |
| St. Leo | 1-1 |
| St. Rose | 1-0 |
| St. Thomas Aquinas | 0-1 |
| Taylor (Ind.) | 0-1 |
| Tampa | 1-0 |
| Tennessee Temple | 1-0 |
| Tennessee Wesleyan | 2-0 |
| Texas College | 4-1 |
| Texas Tech | 0-1 |
| Thomas | 3-1 |
| Tiffin | 1-0 |
| Tougaloo | 1-0 |
| Trevecca Nazarene | 4-2 |
| Truett-McConnell | 2-0 |
| Tulane | 0-1 |
| Tusculum | 1-0 |
| University of the South | 1-0 |
| Voorhees | 4-1 |
| Washburn | 0-1 |
| Webber International | 1-0 |
| West Virginia Wesleyan | 0-1 |
| Westminster | 0-1 |
| Westmont | 0-1 |
| William Carey | 27-15 |
| William Jewell | 2-0 |
| Wisconsin-Eau Claire | 1-0 |
| Xavier (La.) | 15-6 |
| Young Harris | 0-2 |

2022-2023 Auburn University at Montgomery Men's Basketball
Overall Statistics (as of Jan 2, 2023)

Overall Record: 7-8 Conf: 5-6 Home: 4-3 Away: 3-3 Neutral: 0-2

| # | Player | GP-GS | MIN | AVG | FG | | 3PT | | FT | | Rebounds | | | | PF | DQ | A | TO | BLK | STL | PTS | AVG |
|-----------|-------------------|-------|------|-------|---------|------|---------|------|---------|------|----------|-----|-----|------|-----|----|-----|-----|-----|-----|------|-------|
| | | | | | FG-FGA | FG% | 3FG-FGA | 3FG% | FT-FTA | FT% | OFF | DEF | TOT | AVG | | | | | | | | |
| 03 | Anderson, Travis | 13-12 | 468 | 36.0 | 64-159 | .403 | 29-76 | .382 | 44-52 | .846 | 14 | 32 | 46 | 3.5 | 19 | 0 | 37 | 39 | 1 | 19 | 201 | 15.5 |
| 04 | Gaston, Jalen | 15-14 | 500 | 33.3 | 66-179 | .369 | 21-61 | .344 | 41-49 | .837 | 23 | 53 | 76 | 5.1 | 41 | 0 | 29 | 33 | 4 | 20 | 194 | 12.9 |
| 11 | Graham, James | 15-9 | 321 | 21.4 | 77-138 | .558 | 7-15 | .467 | 19-25 | .760 | 29 | 75 | 104 | 6.9 | 43 | 2 | 16 | 31 | 36 | 11 | 180 | 12.0 |
| 22 | Lanzi, Joseph | 15-12 | 440 | 29.3 | 63-124 | .508 | 26-53 | .491 | 18-21 | .857 | 15 | 35 | 50 | 3.3 | 43 | 1 | 23 | 32 | 1 | 20 | 170 | 11.3 |
| 01 | Smith, Roderick | 11-2 | 305 | 27.7 | 35-73 | .479 | 0-2 | .000 | 37-50 | .740 | 21 | 47 | 68 | 6.2 | 28 | 1 | 6 | 35 | 7 | 7 | 107 | 9.7 |
| 02 | Youngblood, Sam | 14-10 | 407 | 29.1 | 44-121 | .364 | 18-66 | .273 | 7-8 | .875 | 10 | 33 | 43 | 3.1 | 25 | 0 | 19 | 26 | 1 | 15 | 113 | 8.1 |
| 21 | Croley, Gilbert | 8-0 | 81 | 10.1 | 15-23 | .652 | 3-7 | .429 | 6-10 | .600 | 2 | 9 | 11 | 1.4 | 10 | 0 | 7 | 12 | 0 | 5 | 39 | 4.9 |
| 00 | Tucker, Deven | 15-13 | 264 | 17.6 | 29-44 | .659 | 0-0 | .000 | 7-10 | .700 | 23 | 32 | 55 | 3.7 | 33 | 0 | 5 | 13 | 7 | 4 | 65 | 4.3 |
| 25 | Steward Jr., Eric | 7-0 | 37 | 5.3 | 4-13 | .308 | 1-5 | .200 | 2-4 | .500 | 1 | 4 | 5 | 0.7 | 6 | 0 | 1 | 5 | 0 | 3 | 11 | 1.6 |
| 12 | Ivic, Strahinja | 10-3 | 82 | 8.2 | 5-18 | .278 | 5-17 | .294 | 0-0 | .000 | 0 | 7 | 7 | 0.7 | 12 | 0 | 2 | 3 | 2 | 2 | 15 | 1.5 |
| 20 | Williams, Jelal | 8-0 | 65 | 8.1 | 3-6 | .500 | 0-0 | .000 | 3-8 | .375 | 4 | 10 | 14 | 1.8 | 11 | 1 | 2 | 10 | 7 | 2 | 9 | 1.1 |
| 15 | Boozer, Zameron | 10-0 | 53 | 5.3 | 3-7 | .429 | 0-0 | .000 | 4-5 | .800 | 5 | 7 | 12 | 1.2 | 4 | 0 | 0 | 4 | 3 | 3 | 10 | 1.0 |
| 10 | Hunter, Jaxon | 2-0 | 3 | 1.5 | 0-0 | .000 | 0-0 | .000 | 0-0 | .000 | 0 | 0 | 0 | 0.0 | 0 | 0 | 1 | 1 | 0 | 0 | 0 | 0.0 |
| Total | | 15 | 3026 | 201.7 | 408-905 | .451 | 110-302 | .364 | 188-242 | .777 | 172 | 376 | 548 | 36.5 | 275 | 5 | 148 | 254 | 69 | 111 | 1114 | 74.27 |
| Opponents | | | 3025 | 201.7 | 393-888 | .443 | 106-312 | .340 | 250-325 | .769 | 149 | 348 | 497 | 33.1 | 234 | 5 | 185 | 214 | 28 | 100 | 1142 | 76.13 |

| Team Statistics | UAM | OPP | Conf | Date | Opponent | W/L | Score | Att. |
|-----------------------|---------|---------|---------------------|----------|-----------------------|--------|-------|------|
| SCORING | 1114 | 1142 | | 11/11/22 | vs Rollins | L | 83-85 | 75 |
| Points Per Game | 74.3 | 76.1 | | 11/12/22 | vs Florida Tech | L | 72-80 | 89 |
| Scoring Margin | -1.8 | - | * | 11/19/22 | at Alabama Huntsville | L | 74-84 | 335 |
| FIELD GOALS-ATT | 408-905 | 393-888 | | 11/22/22 | SPRING HILL | W | 87-84 | 204 |
| Field Goal Pct | .451 | .443 | * | 11/26/22 | WEST ALA. | L | 51-81 | 131 |
| 3 POINT FG-ATT | 110-302 | 106-312 | * | 11/28/22 | at Shorter | W | 74-58 | 175 |
| 3PT FG Pct | .364 | .340 | * | 12/02/22 | DELTA ST. | W | 74-66 | 228 |
| 3PT Made Per Game | 7.3 | 7.1 | * | 12/04/22 | MISSISSIPPI COL. | W | 79-74 | 258 |
| FREE THROWS-ATT | 188-242 | 250-325 | * | 12/09/22 | at Lee | L | 60-85 | 313 |
| FT Pct | .777 | .769 | * | 12/11/22 | WEST GA. | L | 60-63 | 159 |
| FT Made Per Game | 12.5 | 16.7 | * | 12/16/22 | at Christian Brothers | W | 77-74 | 219 |
| REBOUNDS | 548 | 497 | * | 12/18/22 | at Union (TN) | L (OT) | 87-92 | 150 |
| Rebounds Per Game | 36.5 | 33.1 | | 12/29/22 | at Georgia College | W | 67-64 | 167 |
| Rebounds Margin | 3.4 | - | * | 12/31/22 | VALDOSTA ST. | L | 71-77 | 181 |
| ASSISTS | 148 | 185 | * | 01/02/23 | WEST FLORIDA | W | 98-75 | 160 |
| Assists Per Game | 9.9 | 12.3 | * = Conference game | | | | | |
| TURNOVERS | 254 | 214 | | | | | | |
| Turnovers Per Game | 16.9 | 14.3 | | | | | | |
| Turnovers Margin | -2.6 | - | | | | | | |
| Assist/Turnover Ratio | 0.6 | 0.9 | | | | | | |
| STEALS | 111 | 100 | | | | | | |
| Steals Per Game | 7.4 | 6.7 | | | | | | |
| BLOCKS | 69 | 28 | | | | | | |
| Blocks Per Game | 4.6 | 1.9 | | | | | | |
| ATTENDANCE | 1,321 | 1,359 | | | | | | |
| Dates/Avg Per Date | 7-189 | 6-227 | | | | | | |
| Neutral Site #/Avg | - | 2-82 | | | | | | |

| Score by Periods | 1st | 2nd | OT | Total |
|-------------------|-----|-----|----|-------|
| Auburn-Montgomery | 506 | 602 | 6 | 1114 |
| Opponents | 558 | 573 | 11 | 1142 |

2022-2023 Auburn University at Montgomery Men's Basketball
Overall Statistics (as of Jan 2, 2023)

Conference Games Only

Conf: 5-6 Home: 3-3 Away: 2-3 Neutral: 0-0

| # | Player | GP-GS | MIN | AVG | FG | | 3PT | | FT | | Rebounds | | | | PF | DQ | A | TO | BLK | STL | PTS | AVG |
|-----------|-------------------|-------|------|-------|---------|------|---------|------|---------|------|----------|-----|-----|------|-----|----|-----|-----|-----|-----|-----|-------|
| | | | | | FG-FGA | FG% | 3FG-FGA | 3FG% | FT-FTA | FT% | OFF | DEF | TOT | AVG | | | | | | | | |
| 03 | Anderson, Travis | 9-8 | 327 | 36.3 | 50-115 | .435 | 24-56 | .429 | 30-34 | .882 | 8 | 20 | 28 | 3.1 | 15 | 0 | 31 | 20 | 0 | 17 | 154 | 17.1 |
| 04 | Gaston, Jalen | 11-10 | 370 | 33.6 | 48-128 | .375 | 16-46 | .348 | 32-39 | .821 | 18 | 38 | 56 | 5.1 | 29 | 0 | 19 | 31 | 2 | 15 | 144 | 13.1 |
| 11 | Graham, James | 11-6 | 240 | 21.8 | 56-97 | .577 | 4-10 | .400 | 14-18 | .778 | 15 | 54 | 69 | 6.3 | 35 | 2 | 12 | 18 | 26 | 9 | 130 | 11.8 |
| 22 | Lanzi, Joseph | 11-10 | 315 | 28.6 | 42-86 | .488 | 16-33 | .485 | 10-11 | .909 | 9 | 24 | 33 | 3.0 | 35 | 1 | 17 | 22 | 1 | 13 | 110 | 10.0 |
| 01 | Smith, Roderick | 8-0 | 209 | 26.1 | 25-52 | .481 | 0-1 | .000 | 29-39 | .744 | 16 | 31 | 47 | 5.9 | 21 | 1 | 4 | 29 | 7 | 6 | 79 | 9.9 |
| 02 | Youngblood, Sam | 11-9 | 347 | 31.5 | 35-95 | .368 | 14-53 | .264 | 5-6 | .833 | 9 | 25 | 34 | 3.1 | 22 | 0 | 17 | 24 | 1 | 12 | 89 | 8.1 |
| 21 | Croley, Gilbert | 5-0 | 53 | 10.6 | 10-15 | .667 | 2-4 | .500 | 4-5 | .800 | 0 | 7 | 7 | 1.4 | 6 | 0 | 6 | 2 | 0 | 1 | 26 | 5.2 |
| 00 | Tucker, Deven | 11-11 | 207 | 18.8 | 20-31 | .645 | 0-0 | .000 | 6-9 | .667 | 17 | 28 | 45 | 4.1 | 28 | 0 | 4 | 9 | 6 | 3 | 46 | 4.2 |
| 25 | Steward Jr., Eric | 6-0 | 33 | 5.5 | 4-11 | .364 | 1-5 | .200 | 2-4 | .500 | 1 | 4 | 5 | 0.8 | 5 | 0 | 1 | 5 | 0 | 2 | 11 | 1.8 |
| 20 | Williams, Jelal | 5-0 | 45 | 9.0 | 2-5 | .400 | 0-0 | .000 | 3-8 | .375 | 3 | 10 | 13 | 2.6 | 7 | 1 | 1 | 7 | 6 | 2 | 7 | 1.4 |
| 15 | Boozer, Zameron | 8-0 | 45 | 5.6 | 2-6 | .333 | 0-0 | .000 | 2-3 | .667 | 3 | 5 | 8 | 1.0 | 4 | 0 | 0 | 3 | 3 | 1 | 6 | 0.8 |
| 12 | Ivic, Strahinja | 6-1 | 31 | 5.2 | 1-11 | .091 | 1-11 | .091 | 0-0 | .000 | 0 | 4 | 4 | 0.7 | 4 | 0 | 1 | 2 | 0 | 1 | 3 | 0.5 |
| 10 | Hunter, Jaxon | 2-0 | 3 | 1.5 | 0-0 | .000 | 0-0 | .000 | 0-0 | .000 | 0 | 0 | 0 | 0.0 | 0 | 0 | 1 | 1 | 0 | 0 | 0 | 0.0 |
| Total | | 11 | 2225 | 202.3 | 295-652 | .452 | 78-219 | .356 | 137-176 | .778 | 118 | 272 | 390 | 35.5 | 211 | 5 | 114 | 180 | 52 | 82 | 805 | 73.18 |
| Opponents | | | 2225 | 202.3 | 282-639 | .441 | 65-221 | .294 | 200-256 | .781 | 108 | 252 | 360 | 32.7 | 174 | 3 | 127 | 151 | 19 | 69 | 829 | 75.36 |

| Team Statistics | UAM | OPP | Date | Opponent | W/L | Score | Att. |
|-----------------------|---------|---------|----------|-----------------------|--------|-------|------|
| SCORING | 805 | 829 | 11/19/22 | at Alabama Huntsville | L | 74-84 | 335 |
| Points Per Game | 73.2 | 75.4 | 11/26/22 | WEST ALA. | L | 51-81 | 131 |
| Scoring Margin | -2.2 | - | 11/28/22 | at Shorter | W | 74-58 | 175 |
| FIELD GOALS-ATT | 295-652 | 282-639 | 12/02/22 | DELTA ST. | W | 74-66 | 228 |
| Field Goal Pct | .452 | .441 | 12/04/22 | MISSISSIPPI COL. | W | 79-74 | 258 |
| 3 POINT FG-ATT | 78-219 | 65-221 | 12/09/22 | at Lee | L | 60-85 | 313 |
| 3PT FG Pct | .356 | .294 | 12/11/22 | WEST GA. | L | 60-63 | 159 |
| 3PT Made Per Game | 7.1 | 5.9 | 12/16/22 | at Christian Brothers | W | 77-74 | 219 |
| FREE THROWS-ATT | 137-176 | 200-256 | 12/18/22 | at Union (TN) | L (OT) | 87-92 | 150 |
| FT Pct | .778 | .781 | 12/31/22 | VALDOSTA ST. | L | 71-77 | 181 |
| FT Made Per Game | 12.5 | 18.2 | 01/02/23 | WEST FLORIDA | W | 98-75 | 160 |
| REBOUNDS | 390 | 360 | | | | | |
| Rebounds Per Game | 35.5 | 32.7 | | | | | |
| Rebounds Margin | 2.8 | - | | | | | |
| ASSISTS | 114 | 127 | | | | | |
| Assists Per Game | 10.4 | 11.5 | | | | | |
| TURNOVERS | 180 | 151 | | | | | |
| Turnovers Per Game | 16.4 | 13.7 | | | | | |
| Turnovers Margin | -2.7 | - | | | | | |
| Assist/Turnover Ratio | 0.6 | 0.8 | | | | | |
| STEALS | 82 | 69 | | | | | |
| Steals Per Game | 7.5 | 6.3 | | | | | |
| BLOCKS | 52 | 19 | | | | | |
| Blocks Per Game | 4.7 | 1.7 | | | | | |
| ATTENDANCE | 1,117 | 1,192 | | | | | |
| Dates-Avg Per Date | 6-186 | 5-238 | | | | | |
| Neutral Site #-Avg | - | 0-0 | | | | | |

| Score by Periods | 1st | 2nd | OT | Total |
|-------------------|-----|-----|----|-------|
| Auburn-Montgomery | 362 | 437 | 6 | 805 |
| Opponents | 403 | 415 | 11 | 829 |