



AUBURN UNIVERSITY AT MONTGOMERY BASKETBALL

2022-2023 AUM MEN'S BASKETBALL GAME NOTES | 35 POSTSEASON APPEARANCES | 12 NATIONAL TOURNAMENT APPEARANCES | 17 ALL-AMERICANS

AUBURN MONTGOMERY

10-10
OVERALL

8-8
GSC

NR/NR
NABC TOP 25 / D2SIDA TOP 25

MICHAEL CHEANEY
HEAD COACH

168-195
OVERALL

13th
SEASON

AT

DELTA STATE

6-14
OVERALL

5-12
GSC

NR/NR
NABC TOP 25 / D2SIDA TOP 25

MIKE NIENABER
HEAD COACH

624-566
OVERALL

40th
SEASON

STARTING LINEUP: WARHAWKS FINISH CRUCIAL TRIP WEST AGAINST DELTA STATE

➔ GAME INFORMATION:

GM NO. 21: Auburn Montgomery at Delta State University | **Venue:** Walter Sillers Coliseum | **City:** Cleveland, Miss. | **Tipoff:** Jan. 28, 4 PM
TV: Statesmen Sports Network | **Live Stats:** GoStatesmen.com | **Social Media:** @AUMWarhawksMBB

➔ WARHAWKS FEND OFF MISSISSIPPI COLLEGE LATE TO STEAL ROAD WIN:

The Auburn University at Montgomery men's basketball team forced 18 Mississippi College turnovers and outscored the Choctaws 18-3 in the second-chance points column en route to a 65-60 road victory on Thursday night at A.E. Wood Coliseum. Roderick Smith scored 11 points in the second half and 15 for the game, while three other Warhawks fought their way to double-figures. James Graham and Jalen Gaston led all scorers in the game with 18 points each, while Sam Youngblood chipped in 11 points for AUM.

➔ CLEANING UP THE BOARDS:

The Warhawks are averaging 36.6 rebounds per game, which ranks second in the GSC, and James Graham leads the way with 7.8 rebounds per game. Graham ranked second in the GSC last season at 7.1 rebounds per game, and ranks fourth this season. Graham has put up double-doubles in four of his last five games, including a season-high 15 rebounds against Alabama Huntsville. He is averaging 18.2 points and 10.0 rebounds per game in his last six contests. Graham has seven double-digit rebound games to go along with six double-doubles this season. Roderick Smith ranks second on the team averaging 5.8 rebounds, and Jalen Gaston ranks third on the team averaging 5.1 rebounds. Guard Joseph Lanzi ranks fourth on the squad in rebounding, clearing 4.0 boards per game.

➔ SCOUTING THE DELTA STATE STATESMEN:

The Delta State University men's basketball team comes into the weekend trying to get back on track. After big wins over Christian Brothers and Union University, the Statesmen are on a three-game slide with losses against West Florida, Valdosta State, and Montevallo. Maalik Cartwright leads the team in scoring at 20.1 points per game and is second in the GSC in that category. Sam Smith, a transfer from Arkansas Mid-South, is the only player in the GSC averaging a double-double (13.8 PPG, 10.5 RPG), has scored in double-figures 12 times for the green and white. He also has a pair of 20-plus point games. Smith had season-best lines of 29 points, nine rebounds, and five blocks against Southern Arkansas and 23 points with 17 rebounds against Christian Brothers.

PROBABLE STARTING LINEUP:

0

DEVEN TUCKER
Sr. • F • 6-5 • 190

2

SAM YOUNGBLOOD
So. • G • 6-4 • 195

3

TRAVIS ANDERSON
Jr. • G • 6-0 • 175

4

JALEN GASTON
Sr. • G • 6-2 • 175

22

JOSEPH LANZI
Jr. • G • 6-5 • 195

▶ 2022-2023 SCHEDULE & RESULTS

OVERALL RECORD:	10-10
GSC:	8-8
NON-CONFERENCE:	2-2
HOME AWAY NEUTRAL:	6-3 4-5 0-2

NOVEMBER (2-4)

3	Jacksonville State (Exhibition)	L, 101-93
11	vs. RV Rollins College*	L, 85-83
12	vs. Florida Tech*	L, 80-72
19	#24 University of Alabama Huntsville*	L, 84-74
22	Spring Hill College	W, 87-84
26	RV University of West Alabama*	L, 81-51
28	at Shorter University*	W, 74-58

DECEMBER (4-4)

2	Delta State University*	W, 74-66
4	Mississippi College*	W, 79-74
9	at Lee University*	L, 85-60
11	University of West Georgia*	L, 63-60
16	at Christian Brothers University*	W, 77-74
18	at Union University*	L, 92-87 (OT)
29	at Georgia College	W, 67-64
31	Valdosta State University*	L, 77-71

JANUARY (4-2)

2	University of West Florida*	W, 98-75
7	at University of Montevallo*	L, 98-96
14	University of Alabama Huntsville*	W, 83-78
18	at RV University of West Alabama*	L, 66-65
21	Shorter University*	W, 94-86
26	at Mississippi College*	W, 65-60
28	at Delta State University*	4 PM

FEBRUARY (0-0)

1	at University of West Georgia*	6:30 PM
4	Lee University*	4 PM
9	Union University*	8 PM
11	Christian Brothers University*	4 PM
16	at University of West Florida*	7:30 PM
18	at Valdosta State University*	3 PM
25	University of Montevallo*	4 PM
28	GSC Tournament Super Tuesday	TBA

MARCH-APRIL | POSTSEASON

4 & 5	GSC Final Four!	TBA
11-14	NCAA South Regional*	TBA
21-25	NCAA Elite Eight*	TBA
3-25	NCAA National Championship	TBA

* GSC Games | * South Region Tip-Off Challenge in Columbia, S.C.
 1 - GSC Semifinals & Finals Played at Pete Hanna Center in Birmingham, Ala.
 *NCAA South Regional Games Played at Host Campus Site TBA | *NCAA Elite Eight Games Played at TBA
 ALL TIMES CENTRAL



NEWS & NOTES:

➔ RETURNING WARHAWKS:

The Warhawks return 10 players from last season's squad that went 12-16 and 9-11 in the GSC. AUM finished in a tie for eighth place in the GSC standings last year but lost out on a playoff birth in a tiebreaker scenario. AUM's top returning scorer is James Graham, who ranked 22nd in the GSC last season averaging 12.5 points per game. He also ranked second in the league in rebounding at 7.7 rebounds per contest. AUM also returns the team's top three shot blockers from last season's squad that finished first in all of NCAA Division II in blocks (174) and blocks per game (6.2). Graham (2.1) ranked first in the GSC in blocks, Roderick Smith (1.6) finished second, and Jelal Williams (1.2) finished fifth in the league in the category. Deven Tucker, Sam Youngblood, Tysen Banks, Jaxon Hunter, Strahinja Ivic, Zameron Boozer, and Gilbert Croley also all return for the Warhawks.

➔ ANDERSON NAMED A TOP NEWCOMER TO WATCH IN GSC:

Auburn University at Montgomery guard Travis Anderson was named to the Gulf South Conference Newcomer Watch List in the preseason. Anderson, a junior from Atlanta, Ga., is a transfer from Charleston Southern University. He was a Big South All-Freshman team member in 2019-2020 after averaging 8.9 points per game and led all Big South bench players in scoring average. He played 45 games for the Buccaneers and played 16.7 minutes per night.

➔ GULF SOUTH CONFERENCE PRESEASON POLL:

AUM was picked to finish 10th in this season's preseason coaches' poll. Defending Gulf South Conference tournament champion the University of Alabama in Huntsville was picked to win the league. They were followed by tournament runner-up, Lee. Valdosta State was picked to finish third in the league, West Alabama (104) was picked fourth, and Union (103) was picked fifth.

➔ THE 800 WIN MILESTONE:

The Warhawks own a 802-618 record all-time as a program. AUM, who began competing as an NAIA institution in the 1975-76 season, started the school's transition to NCAA Division II in 2016-17 when they competed as an NCAA independent. The Warhawks began playing a GSC schedule in 2017-2018. AUM reached the 800-win mark with a 83-78 win over Alabama Huntsville on Jan. 14 at home.

➔ NEWCOMER SCORING INFUSION:

The Warhawks have relied heavily on an infusion of scoring by new players on the roster this season. Newcomers this season account for 52.2 percent of AUM's scoring, or 792 of 1,517 points. The team's leading scorer, at 16.1 points per contest, is point guard Travis Anderson. Jalen Gaston is second on the squad at 13.7 points per game. Transfer wing Joe Lanzi is fourth on the team in scoring at 11.5 points per contest for the Warhawks.

➔ MONTGOMERY BLOCK PARTY:

AUM blocked 13 shot attempts against the University of West Alabama earlier this season, setting a new school record along the way. The previous record had been 11 blocks in a game, which the Warhawks did twice (in 2021 against Southeastern Baptist, and in 1997 against LaGrange). For the season, the Warhawks have blocked 28 shots as a team in five games, averaging 5.6 blocks per game. That number ranks first in the Gulf South Conference. James Graham leads the team and the league this season with 16 blocks (3.2 per game). AUM's top three shot blockers from last season are still on the roster, as Graham averaged 2.1 blocks to rank first in the league. The Warhawks totaled 174 blocks, or 6.2 per game. Roderick Smith (1.6) finished second in the GSC last season, and Jelal Williams (1.2) finished fifth.

➔ ANDERSON LEADING IN THE SCORING COLUMN:

Newcomer Travis Anderson leads the way for the AUM offense at 16.1 points per game. Anderson, currently ranked seventh in the Gulf South Conference in scoring, has posted double-figures 13 times this year, including in eight straight games. He scored a season-high 32 points against Mississippi College, and has scored 23 points or more five times this season. Anderson is also sixth in the GSC in assists at 3.6 per game, Anderson posted a season-best 10 assists for AUM in a 23-point win over West Florida. Anderson is averaging 16.1 points, 3.4 rebounds, 3.6 assists, and 1.4 steals in 35.6 minutes per game season.


➔ GSC LEADERS: Newcomer guard Joseph Lanzi is second in the GSC in three-point percentage at 46.4 percent (32-for-69). James Graham leads the GSC in blocks with 50, averaging 2.5 blocks per game, and is fourth in rebounding at 7.8 rebounds per game. Travis Anderson ranks second in minutes played (35.6), seventh in scoring (16.1), is sixth in assists (3.6), and ranks seventh in three-point shots made (46). The Warhawks rank tops in the league in blocked shots per contest (4.6), but also rank league-worst in the turnovers column with 16.1 per game.

➔ THE MICHAEL CHEANEY FILE:

The Warhawks' head men's basketball coach, Michael Cheaney, enters his 9th season at the helm of Auburn Montgomery and 13th overall as a collegiate head coach. Cheaney, a coaching veteran with more than 20 years of experience at the NCAA Division I, II, III and NAIA levels, took over the helm of AUM after spending four seasons as head coach at Voorhees College in Denmark, S.C.

Last season, AUM posted a record of 12-16 in 2021-22, highlighted by senior guard Isaiah Hart being named to the All-GSC second team. Hart finished third in the conference in points per game (18.2) and led the GSC with 114 assists. Senior guard Jeremiah Bozeman was named to the GSC All-Academic Team and the CoSIDA Academic All-District Team for his efforts both on the court and in the classroom. The Warhawks led all of NCAA Division II with 174 total blocked shots and 6.2 blocks per game. Junior forward James Graham led the GSC with 58 blocks while Roderick Smith ranked second with 42 and Jelal Williams ranked fifth with 30. Hart took home GSC player of the week honors twice over the course of the season while Bozeman and Graham were also named conference player of the week in 2021-22.

Prior to joining the coaching ranks, Cheaney was a standout student-athlete at Kentucky Wesleyan University. During his playing career, Cheaney earned the Senior Award as the Panthers' outstanding athlete and set the school record for field goal percentage, which he still owns today. He was also named the team's Most Improved Player. He still owns that Cheaney earned his bachelor's degree in criminal justice from Kentucky Wesleyan in 1996. He went on to earn a master's in sports management from Indiana State University.



▶ HOW THEY COMPARE



TALE OF THE TEAMS CATEGORY



75.9	POINTS PER GAME	64.7
46.2	FIELD GOAL PERCENTAGE	41.7
37.0	3-PT FIELD GOAL PERCENTAGE	31.3
76.1	FREE THROW PERCENTAGE	64.7
36.6	REBOUNDS PER GAME	29.7
10.6	ASSISTS PER GAME	12.2
16.1	TURNOVERS PER GAME	12.6
-1.8	TURNOVER MARGIN	-1.3
0.7	ASSIST-TURNOVER RATIO	1.0
15.0	POINTS OFF TURNOVERS	11.4
7.5	STEALS PER GAME	5.5
4.6	BLOCKS PER GAME	1.9

▶ ALL-TIME SERIES HISTORY

DATE	SCORE	H/A/N
11.25.1994	L, 71-70	A
1.18.1997	L, 80-53	A
2.13.1997	W, 79-70	H
12.16.2017	L, 71-64	H
2.3.2018	L, 80-74	A
1.31.2019	L, 80-73	H
2.9.2019	L, 77-67	A
2.1.2020	L, 97-88 (2 OT)	A
2.22.2020	W, 84-83	H
12.12.2021	L, 78-67	H
2.17.2022	W, 61-57	A
12.2.2022	W, 74-66	H

Overall Series Record: **DSU leads 8-4**

Series Streak: **AUM W2**

AUM Home Record: **3-3**


AUM Road Record: **1-5**

AUM Neutral Site Record: **0-0**

AUM OT Record: **0-1**


0
DEVEN TUCKER
Sr. • F • 6-5 • 190


1
RODERICK SMITH
Sr. • F • 6-8 • 240



2
SAM YOUNGBLOOD
So. • G • 6-4 • 195


3
TRAVIS ANDERSON
Jr. • G • 6-0 • 175



4
JALEN GASTON
Sr. • G • 6-2 • 175


5
TYSEN BANKS
Jr. • G • 6-0 • 185


10
JAXSON HUNTER
Sr. • G • 6-2 • 220


11
JAMES GRAHAM
Sr. • F • 6-7 • 225


12
STRAHINJA IVIC
Sr. • F • 6-7 • 215


14
JAUQUAN TYUS
Jr. • F • 6-6 • 225


15
ZAMERON BOOZER
Jr. • F • 6-8 • 240


20
JELAL WILLIAMS
R-Jr. • F • 6-9 • 185



21
GILBERT CROLEY
So. • G • 6-3 • 170


22
JOSEPH LANZI
Jr. • G • 6-5 • 195


25
ERIC STEWARD JR.
Fr. • G • 6-2 • 185


HC
MICHAEL CHEANEY
Head Coach


AC
BAILEY MCEWEN
Assistant Coach


AT
BRIELLE RINGLE
Athletic Training

QUICK FACTS • INFORMATION	
Location	Montgomery, Ala., 36124
Founded	1967
Enrollment	5,211
Nickname	Warhawks
Colors	Orange and Black
National Affiliation	NCAA Division II
Conference	Gulf South Conference
President	Dr. Carl. Stockton
Athletic Director	Erik Maas
Senior Women's Administrator	Amber Rae Childers
FAR:	John Aho
Stadium (Capacity)	AUM Athletics Complex (2,650)

COACHING STAFF	
Head Coach	Michael Cheaney
Alma Mater/Yr	Kentucky Wesleyan/1996
Record at AUM/Yrs	96-140/9th
Overall Record/Yrs	168-195/13th
Assistant Coach	Bailey McEwen/4th
Alma Mater/Yr	Southern Indiana/2017

TEAM INFORMATION	
2021-22 Record	12-16
Gulf South Conference Record	9-11
Regular Season	Tied for 8th
GSC Tournament	N/A
Final 2021-22 National Ranking	NR
Starters Returning/Lost (2021-22)	3/2
Letterwinners Returning/Lost (2021-22)	10/3

BASKETBALL HISTORY	
First Year of Basketball	1975
All-time Record:	802-618
All-time GSC Record:	39-74
NCAA Appearances/Record	N/A
Last Appearance	N/A
Place:	N/A
Result:	N/A
Location:	N/A

EXTERNAL RELATIONS | ATHLETIC COMMUNICATIONS

The Auburn University at Montgomery **Sports Information Office** provides public relations to members of the media. Game day services include statistics, photography (when available), video clips (when available), and post-game access to coaches and student-athletes. The Sports Information office is located on the first floor of the AUM Athletics Complex in office suite 104.

Primary Contact **Cody Clark**
E-Mail: cclark26@aum.edu | Cell: (843) 610-6007

Secondary Contact **Mark Gilliam**
E-Mail: mgilliam@aum.edu | Cell: (205) 399-3114

2022-2023 AUBURN UNIVERSITY AT MONTGOMERY NUMERICAL ROSTER

#	NAME	POS	HT	WT	CLASS	HOMETOWN / PREVIOUS SCHOOL
0	Deven Tucker	F	6-5	190	Sr.	Birmingham, Ala. / Helena HS
1	Roderick Smith	F	6-8	240	Sr.	Cyrstal Springs, Miss. / Western Illinois
2	Sam Youngblood	G	6-4	195	So.	McCalla, Ala. / McAdory HS
3	Travis Anderson	G	6-0	175	Jr.	Atlanta, Ga. / Charleston Southern
4	Jalen Gaston	G	6-2	175	Sr.	Montgomery, Ala. / Enterprise State CC
5	Tysen Banks	G	6-0	185	Jr.	Memphis, Tenn. / Kilgore College
10	Jaxson Hunter	G	6-2	220	Sr.	Trussville, Ala. / Hewitt-Trussville HS
11	James Graham	F	6-7	225	Sr.	Maywood, Ill. / Cuyahoga CC
12	Strahinja Ivic	F	6-7	215	Sr.	Belgrade, Serbia / Garrett College
14	JaQuan Tyus	F/C	6-6	225	Jr.	Memphis, Tenn. / Shawnee CC
15	Zameron Boozer	F/C	6-8	240	So.	Lanett, Ala. / Jacksonville Univ.
20	Jelal Williams	F	6-9	185	R-Jr.	Dallas, Ga. / UNC Pembroke
21	Gilbert Croley	G	6-3	170	So.	Atlanta, Ga. / East Coweta HS
22	Jospeh Lanzi	G	6-5	195	Jr.	Chelseas, Ala. / Univ. of Charleston
25	Eric Steward Jr.	G	6-2	185	Fr.	Memphis, Tenn. / Douglass HS

Head Coach: Michael Cheaney (13th season - 9th at AUM)

Assistant Coach: Bailey McEwen (4th)

Athletic Training: Brielle Ringle (4th)

Sports Information: Cody Clark (3rd - 1st at AUM)



GULF SOUTH CONFERENCE STANDINGS

SCHOOL	CONF	CPCT.	OVERALL	PCT.	HOME	AWAY	NEUTRAL	STREAK
1. WEST ALABAMA	12-4	.750	16-4	.800	9-3	7-1	0-0	W3
2. LEE	12-4	.750	13-4	.765	8-1	5-3	0-0	L1
3. WEST GEORGIA	12-4	.750	13-5	.722	7-1	6-4	0-0	L1
4. ALABAMA HUNTSVILLE	11-5	.688	16-6	.727	10-1	5-4	1-1	W1
5. UNION	11-5	.688	12-8	.600	7-3	4-5	1-0	W1
6. VALDOSTA STATE	10-6	.625	14-8	.636	8-3	4-3	2-2	W1
7. AUBURN MONTGOMERY	8-8	.500	10-10	.500	6-3	4-5	0-2	W2
8. MISSISSIPPI COLLEGE	7-10	.412	11-10	.524	6-4	3-6	2-0	L2
WEST FLORIDA	7-10	.412	11-10	.524	8-5	3-5	0-0	W4
MONTEVALLO	7-10	.412	9-12	.429	5-5	3-6	1-1	W1
DELTA STATE	5-12	.294	6-14	.300	3-7	3-7	0-0	L3
CHRISTIAN BROTHERS	3-13	.188	3-16	.158	3-7	0-9	0-0	L4
SHORTER	1-15	.062	3-17	.150	2-8	1-7	0-2	L14

GULF SOUTH CONFERENCE WEEKLY HONORS

PLAYER OF THE WEEK

Nov. 8	Chaney Johnson, Alabama Huntsville
Nov. 15	Chaney Johnson, Alabama Huntsville
Nov. 22	Chaney Johnson, Alabama Huntsville
Nov. 29	Braxton Bertolette, UM
Dec. 6	Travis Anderson, AUM
Dec. 13	Tradavis Thompson, Mississippi College
Dec. 20	Tylandrius Parks, UU
Jan. 3	Braxton Bertolette, UM
Jan. 10	Boe Nguidjol, UU
Jan. 17	Maalik Cartwright, DSU
Jan. 24	Zawdie Jackson, UWG
Jan. 31	
Feb. 4	
Feb. 14	
Feb. 21	
Feb. 27	

FRESHMAN OF THE WEEK

Nov. 8	N/A
Nov. 15	MJ Jones, Montevallo
Nov. 22	MJ Jones, Montevallo
Nov. 29	MJ Jones, Montevallo
Dec. 6	MJ Jones, Montevallo
Dec. 13	Ivan Prug, Union
Dec. 20	Tyler Moore, UM
Jan. 3	Tyler Moore, UM
Jan. 10	Tyler Moore, UM
Jan. 17	Caleb Allen, DSU
Jan. 24	Tyler Moore, UM
Jan. 31	
Feb. 4	
Feb. 14	
Feb. 21	
Feb. 27	



NATIONAL ASSOCIATION OF BASKETBALL COACHES TOP 25 POLL | JAN. 23, 2022

RNK	SCHOOL	RECORD	POINTS	PREV
1	INDIANA (PA.) (12)	17-0	396	1
2	NOVA SOUTHEASTERN (3)	18-0	383	2
3	LINCOLN MEMORIAL	19-1	356	3
4	CENTRAL OKLAHOMA	18-1	355	4
5	COLORADO SCHOOL OF MINES	18-1	336	5
6	BLACK HILLS STATE	16-1	318	8
7	NORTHWEST MISSOURI STATE (1)	17-2	309	9
8	UNC PEMBROKE	19-1	287	10
9	AUGUSTA	16-2	265	6
10	INDIANAPOLIS	16-2	239	18
11	HILLSDALE	17-2	236	7
12	CAL STATE SAN BERNARDINO	15-2	214	19
13	POINT LOMA	18-3	178	20
14	BENTLEY	15-2	173	11
15	MSU MOORHEAD	17-3	157	22
16	COLORADO MESA	15-3	147	23
17	FORT LEWIS	16-2	136	12
18	NORTH GEORGIA	13-2	112	25
19	MISSOURI-ST. LOUIS	16-3	94	16
20	MERCYHURST	13-2	89	NR
21	ANGELO STATE	15-3	79	NR
22	WEST LIBERTY	15-3	76	15
23	ST. THOMAS AQUINAS	17-3	49	NR
24	WEST VIRGINIA STATE	15-3	41	13
25	EAST STROUDSBURG	14-3	39	14

OTHERS RECEIVING VOTES:

LEE UNIVERSITY 34, SOUTHERN NAZARENE 23, WEST ALABAMA 16, EMPORIA STATE 15, DOMINICAN 8, YOUNG HARRIS 8, WEST GEORGIA 7, MONTANA STATE BILLINGS 6, NEW HAVEN 6, LANDER 5, FLORIDA SOUTHERN 4, SAINT ANSELM 3, WEST TEXAS A&M 1.

DROPPED OUT:

YOUNG HARRIS (17), DOMINICAN (21), EMPORIA STATE (24).



WARHAWKS BY THE NUMBERS

802

wins that the AUM Warhawks men's basketball program has amassed since its debut season in 1975-1976. AUM has posted an all-time record of 802-618, which translates to a .564 winning percentage. AUM reached the 800-win mark as a program on Saturday, Jan., 14 in an 83-78 win over the University of Alabama in Huntsville.

36.6

rebounds per game that the Warhawks average this year. AUM ranks second in the GSC in per-game rebounding. They are also tied for second in the league in offensive rebounding, averaging 11.4 offensive boards per game.

13

blocks AUM tallied on Nov. 26 against the University of West Alabama to set a new school record. The 13 blocks is also tied for 6th all-time in GSC history in a single game. The Warhawks got six blocks from James Graham to lead the way, while Jelal Williams registered three blocks. Deven Tucker, Sam Youngblood, Jalen Gaston, and Zameron Boozer each posted one block in the contest.

4.6

blocks per game AUM averages this season, which leads the GSC. The Warhawks rank second in the league in blocks this year (92). AUM is fresh off a campaign last season in which they led all of NCAA Division II in blocks with 6.2 blocks per game in 28 games played.




GAME-BY-GAME TEAM COMPARISONS

Opponent	W/L	FGM-FGA	PCT.	3PM-3PA	PCT.	FTM-FTA	PCT.	OReb	DReb	TotReb	PF	AST	TO	BLK	STL	1stH	2ndH	OT	PTS
AUBURN MONTGOMERY	L	32-62	51.6%	11-22	50%	8-10	80%	11	22	33	18	15	20	4	9	40	43	-	83
Rollins College		32-61	52.5%	12-15	80%	9-13	69.2%	9	20	29	10	18	17	1	7	45	40	-	85
AUBURN MONTGOMERY	L	25-59	42.4%	5-18	27.8%	17-23	73.9%	17	27	44	16	6	18	6	1	31	41	-	72
Florida Tech		28-66	42.4%	10-25	40%	14-19	73.7%	12	21	33	16	14	8	3	12	42	38	-	80
AUBURN MONTGOMERY	L	26-66	39.4%	10-26	38.5%	12-18	66.7%	12	33	45	22	12	14	1	5	39	35	-	74
at #24 Alabama Huntsville		26-61	42.6%	9-38	23.7%	23-27	85.2%	5	33	38	17	13	7	2	7	38	46	-	84
Spring Hill College		28-59	47.5%	10-24	41.7%	18-19	94.7%	10	28	38	18	11	25	3	7	36	48	-	84
vs. AUBURN MONTGOMERY	W	34-77	44.2%	10-27	37%	9-11	81.8%	17	21	38	15	11	19	4	12	41	46	-	87
RV West Alabama		29-61	47.5%	1-10	10%	22-27	82%	17	24	41	22	10	17	0	5	44	37	-	81
vs. AUBURN MONTGOMERY	L	19-49	39%	2-11	18%	11-20	55%	8	15	23	22	7	21	13	10	18	33	-	51
AUBURN MONTGOMERY	W	29-63	46%	6-17	35.3%	10-12	83.3%	11	26	37	13	10	5	2	8	36	38	-	74
at Shorter		22-55	40%	7-22	31.8%	7-9	78%	6	21	27	12	13	13	4	0	28	30	-	58
Delta State		25-54	46.3%	10-29	34.5%	6-6	100%	8	19	27	10	10	14	1	6	35	31	-	66
vs. AUBURN MONTGOMERY	W	29-56	51.8%	12-22	54.5%	4-4	100%	8	21	29	10	8	11	1	7	38	36	-	74
Mississippi College		28-56	50%	0-10	0%	18-24	75%	9	19	28	20	12	13	0	3	39	35	-	74
vs. AUBURN MONTGOMERY	W	24-54	44.4%	6-21	28.6%	25-29	86.2%	13	22	35	18	4	14	2	5	35	44	-	79
AUBURN MONTGOMERY	L	23-65	35.4%	4-17	23.5%	10-11	91%	13	22	35	19	12	23	3	9	27	33	-	60
at Lee		30-62	48.4%	6-20	30%	19-23	82.6%	11	27	38	14	19	16	7	11	35	50	-	85
RV West Georgia		22-62	35.5%	5-20	25%	14-17	82.4%	10	22	32	11	4	10	1	9	37	26	-	63
vs. AUBURN MONTGOMERY	L	25-63	39.7%	4-19	21.1%	6-6	100%	16	31	47	14	7	20	7	3	27	33	-	60
AUBURN MONTGOMERY	W	24-49	49%	5-17	29.4%	24-29	82.8%	11	24	35	21	10	21	6	12	30	47	-	77
at Christian Brothers		25-54	46.3%	5-17	29.4%	19-24	79.2%	7	15	22	18	11	16	0	10	41	33	-	74
AUBURN MONTGOMERY	L	32-70	45.7%	9-24	37.5%	14-21	67%	8	28	36	29	14	15	2	9	36	45	6	87
at Union		24-56	42.9%	13-23	56.5%	31-43	72.1%	11	35	46	19	17	18	1	4	34	47	11	92
AUBURN MONTGOMERY	W	22-55	40%	6-16	37.5%	17-22	77.3%	9	34	43	15	2	17	3	7	32	35	-	67
at Georgia College		23-63	36.5%	9-27	33.3%	9-18	50%	10	27	37	16	15	13	2	5	32	32	-	64
Valdosta State		26-59	44.1%	4-17	23.5%	21-31	67.7%	11	26	37	17	8	15	3	10	35	42	-	77
vs. AUBURN MONTGOMERY	L	26-66	39.4%	6-23	26.1%	13-14	93%	15	27	42	24	9	19	5	5	35	36	-	71
West Florida		25-59	42.4%	5-15	33.3%	20-25	80%	13	11	24	14	10	12	0	4	37	38	-	75
vs. AUBURN MONTGOMERY	W	38-51	74.5%	14-22	63.6%	8-12	67%	3	23	26	19	21	17	10	9	41	57	-	98
AUBURN MONTGOMERY	L	35-63	55.6%	11-26	42.3%	15-24	62.5%	11	28	39	14	23	19	10	11	52	44	-	96
at Montevallo		35-74	47.3%	12-27	44.4%	16-19	84.2%	14	21	35	16	18	14	5	11	52	46	-	98
Alabama-Huntsville		27-65	41.5%	14-36	38.9%	10-11	90.9%	12	20	32	13	13	11	0	5	39	39	-	78
vs. AUBURN MONTGOMERY	W	32-65	49.2%	14-33	42.4%	5-6	83.3%	14	27	41	12	14	12	3	6	42	41	-	83
AUBURN MONTGOMERY	L	27-57	47.4%	7-16	43.8%	4-6	67%	9	22	31	19	12	15	6	4	19	46	-	65
at RV West Alabama		20-58	34.5%	6-20	30%	20-23	87%	17	21	38	8	10	14	1	5	19	47	-	66
Shorter		30-67	44.8%	14-30	46.7%	12-17	70.6%	12	25	37	19	14	14	2	5	43	43	-	86
vs. AUBURN MONTGOMERY	W	35-65	53.8%	6-17	35.3%	18-25	72%	11	25	36	14	12	9	1	10	49	45	-	94
AUBURN MONTGOMERY	W	25-62	40.3%	3-14	21.4%	12-15	80%	12	25	37	11	2	12	3	8	33	32	-	65
at Mississippi College		23-54	42.6%	7-22	31.8%	7-11	63.6%	8	27	35	15	14	18	1	6	31	29	-	60



WARHAWKS POINTS-REBOUNDS-ASSISTS

	#0	#1	#2	#3	#4	#10	#11	#12	#15	#20	#21	#22	#25
OPPONENT	TUCKER	SMITH	YOUNGBLOOD	ANDERSON	GASTON	HUNTER	GRAHAM	IVIC	BOOZER	WILLIAMS	CROLEY	LANZI	STEWART JR.
vs. Rollins College	5-1-0	10-5-2	DNP	6-2-2	27-4-3	DNP	2-11-3	3-0-1	DNP	0-0-1	7-2-0	23-5-3	DNP
vs. Florida Tech	4-3-1	13-9-0	DNP	16-6-2	4-2-3	DNP	17-14-0	6-3-0	2-2-0	0-0-0	0-1-0	10-1-0	DNP
at #24 Ala. Huntsville*	0-3-1	8-2-0	8-3-2	18-8-2	16-10-4	DNP	11-7-1	3-3-0	0-0-0	1-2-0	0-2-0	9-2-2	0-0-0
Spring Hill	6-5-0	DNP	17-7-2	8-7-2	12-3-2	DNP	19-3-1	3-0-0	2-2-0	2-1-0	6-1-1	12-6-3	0-0-0
RV West Alabama	6-3-0	DNP	4-1-1	7-1-2	20-4-0	DNP	6-5-2	0-0-0	0-2-0	0-2-1	DNP	8-3-1	DNP
at Shorter*	2-6-0	DNP	6-4-1	26-2-0	10-8-2	DNP	19-7-1	DNP	DNP	DNP	5-0-1	6-5-1	DNP
Delta State*	4-5-0	4-3-0	16-5-3	14-3-2	19-4-1	DNP	12-3-1	DNP	0-0-0	DNP	DNP	5-3-1	DNP
Mississippi College*	4-3-0	8-5-0	0-4-0	32-6-2	17-6-1	DNP	14-5-0	DNP	0-0-0	DNP	0-0-0	4-3-1	DNP
at Lee*	2-3-0	13-8-0	10-3-2	2-3-6	15-4-3	0-0-0	6-7-0	DNP	0-0-0	0-1-0	5-1-1	2-1-0	5-1-0
West Georgia*	4-6-1	8-5-0	11-2-0	-	8-7-1	DNP	13-10-0	DNP	0-1-0	DNP	16-4-4	0-1-1	0-1-0
at Christian Brothers*	6-4-0	17-7-1	7-0-5	-	11-4-3	DNP	13-7-0	0-0-0	2-1-0	0-4-0	-	15-1-0	6-3-1
at Union (Tenn.)*	12-3-2	13-8-3	8-6-1	27-3-2	2-2-1	DNP	6-6-3	0-1-1	DNP	DNP	-	19-3-1	0-0-0
at Georgia College	4-0-0	5-7-0	7-1-0	17-3-0	7-11-2	DNP	12-7-0	0-0-0	DNP	DNP	-	15-5-0	DNP
Valdosta State*	4-9-0	8-9-0	5-3-0	10-2-5	16-6-1	DNP	10-3-1	0-0-0	DNP	DNP	-	18-4-2	DNP
West Florida*	2-0-0	-	14-3-2	18-0-10	10-1-2	0-0-1	20-9-3	0-0-0	4-4-0	6-4-0	-	24-2-3	0-0-0
at Montevallo*	4-1-1	-	7-2-2	23-7-6	14-8-3	DNP	17-10-4	0-0-0	6-2-0	8-4-1	-	17-4-6	DNP
Alabama Huntsville*	0-4-0	-	11-3-1	23-3-8	14-4-0	DNP	18-15-1	-	0-1-0	0-1-0	-	17-6-4	DNP
at RV West Alabama*	2-4-1	-	7-3-1	15-1-8	16-2-1	DNP	18-11-0	-	DNP	DNP	-	7-5-1	0-2-0
Shorter*	3-3-0	9-2-1	12-0-5	11-1-3	17-4-2	DNP	18-10-0	-	DNP	2-0-0	-	17-11-1	5-1-0
at Mississippi College*	0-4-0	15-6-0	11-4-0	-	18-7-1	DNP	18-5-0	-	DNP	1-2-0	-	2-3-1	DNP
at Delta State*													
at West Georgia*													
Lee*													
Union*													
Christian Brothers*													
at West Florida*													
at Valdosta State*													
Montevallo*													

WARHAWKS GAME HIGHS

Opponent	Pts	Rebs	Asts	Stls	Blks
vs. Rollins College	Gaston (27)	Graham (11)	Three w/ 3	Lanzi (4)	Graham (3)
vs. Florida Tech	Graham (17)	Graham (14)	Gaston (3)	Graham (3)	Graham (1)
#24 Ala. Huntsville*	Anderson (18)	Gaston (10)	Gaston (4)	Two w/ 2	Graham (1)
Spring Hill*	Graham (19)	Two w/ 7	Lanzi (3)	Two w/ 3	Graham (3)
RV West Alabama*	Gaston (20)	Graham (5)	Two w/ 2	Gaston (3)	Graham (6)
at Shorter*	Anderson (26)	Lanzi (10)	Lanzi (5)	Anderson (3)	Two w/ 1
Delta State*	Gaston (19)	Two w/ 5	Youngblood (3)	Two w/ 2	Smith (1)
Mississippi College*	Anderson (32)	Two w/ 6	Anderson (2)	Gaston (2)	Graham (2)
at Lee*	Gaston (15)	Smith (8)	Anderson (6)	Anderson (3)	Three w/ 1
West Georgia*	Croley (16)	Graham (10)	Croley (4)	Three w/ 1	Graham (5)
at Christian Brothers*	Smith (17)	Two w/ 7	Youngblood (5)	Youngblood (3)	Graham (3)
at Union*	Anderson (27)	Smith (8)	Two w/ 3	Gaston (3)	Two w/ 1
at Georgia College*	Anderson (17)	Gaston (11)	Gaston (2)	Two w/ 2	Three w/ 1
Valdosta State*	Lanzi (18)	Two w/ 9	Anderson (5)	Lanzi (3)	Smith (3)
West Florida*	Lanzi (24)	Graham (9)	Anderson (10)	Three w/ 2	Graham (6)
at Montevallo*	Anderson (23)	Graham (10)	Two w/ 6	Lanzi (3)	Graham (5)
Ala. Huntsville*	Anderson (23)	Graham (15)	Anderson (8)	Youngblood (2)	Graham (3)
at RV West Alabama*	Graham (18)	Graham (11)	Anderson (8)	Four w/ 1	Graham (5)
Shorter*	Graham (18)	Lanzi (11)	Youngblood (5)	Three w/ 2	Graham (1)
at Mississippi College*	Two w/ 18	Gaston (7)	Two w/ 1	Gaston (4)	Youngblood (2)
at Delta State*					
at West Georgia*					
Lee*					
Union*					
Christian Brothers*					
at West Florida*					
at Valdosta State*					
Montevallo*					

WARHAWKS STARTING LINEUPS

Opponent	G	G	G	F	F
vs. Rollins College	Anderson	Gaston	Ivic	Graham	Smith
vs. Florida Tech	Anderson	Gaston	Ivic	Graham	Smith
#24 Ala. Huntsville*	Anderson	Gaston	Ivic	Graham	Tucker
Spring Hill*	Anderson	Gaston	Youngblood	Lanzi	Tucker
RV West Alabama*	Anderson	Gaston	Youngblood	Lanzi	Tucker
at Shorter*	Anderson	Gaston	Youngblood	Lanzi	Tucker
Delta State*	Anderson	Gaston	Youngblood	Lanzi	Tucker
Mississippi College*	Anderson	Gaston	Youngblood	Lanzi	Tucker
at Lee*	Anderson	Gaston	Youngblood	Lanzi	Tucker
West Georgia*	Gaston	Youngblood	Lanzi	Graham	Tucker
at Christian Brothers*	Gaston	Youngblood	Lanzi	Graham	Tucker
at Union*	Gaston	Youngblood	Lanzi	Graham	Tucker
at Georgia College*	Anderson	Gaston	Lanzi	Graham	Tucker
Valdosta State*	Anderson	Gaston	Lanzi	Graham	Tucker
West Florida*	Anderson	Youngblood	Lanzi	Graham	Tucker
at Montevallo*	Anderson	Youngblood	Lanzi	Graham	Tucker
Ala. Huntsville*	Anderson	Youngblood	Lanzi	Graham	Tucker
at RV West Alabama*	Anderson	Youngblood	Lanzi	Graham	Tucker
Shorter*	Anderson	Youngblood	Lanzi	Graham	Tucker
at Mississippi College*	Gaston	Youngblood	Lanzi	Graham	Tucker
at Delta State*					
at West Georgia*					
Lee*					
Union*					
Christian Brothers*					
at West Florida*					
at Valdosta State*					
Montevallo*					



RECORD VERSUS ALL OPPONENTS

GULF SOUTH CONFERENCE SCHOOLS:

Alabama Huntsville	20-22
Christian Brothers	4-3
Delta State	4-8
Lee (Tenn.)	10-17
Mississippi College	6-4
Montevallo (Ala.)	33-31
Shorter	29-5
Union (Tenn.)	2-10
Valdosta State	4-14
West Alabama	1-11
West Georgia	1-10
West Florida	10-12

ALABAMA SCHOOLS:

Alabama Birmingham	0-1
Alabama State	8-27
Athens State (Ala.)	33-34
Birmingham Southern	20-34
Concordia (Ala.)	9-1
Faulkner	44-33
Huntingdon	11-5
Jacksonville State	2-8
Miles (Ala.)	3-1
Mobile (Ala.)	20-14
Samford	0-3
Selma	28-3
South Alabama	0-2
Spring Hill	27-22
Stillman College	6-0
Talladega	51-8
Troy	4-7
Tuskegee	11-4

OTHER OPPONENTS:

Albany State	0-2
Allen	1-0
Anderson	2-0
Arkansas-Monticello	0-1
Armstrong Atlantic State	0-1
Azusa Pacific	0-2
Baptist Christian	1-0
Barber-Scotia	1-1
Belhaven	9-12
Benedict College	0-1
Berry	8-5
Bethel (Tenn.)	1-1
Blue Mountain	3-0
Brevard	1-0
Brewton-Parker	30-6
Campbellsville	1-0
Carson Newman	0-1
Cedarville	1-0
Christian Heritage	1-0
Clafflin	3-3
Clark-Atlanta	0-2
Coastal Georgia	5-2
College of Charleston	3-2
Columbus State	3-2

Crichton	0-1
Cumberland	9-8
Dalton State	2-4
Daniel Payne	4-0
DeVry Institute	1-0
Dillard	22-9
Earl Paulk	3-0
Edward Waters	1-0
Embry-Riddle	2-2
Emmanuel	20-12
Eureka	1-0
Findlay	0-1
Flagler	0-1
Florida International	1-0
Florida Memorial	2-0
Florida Southern	1-0
Florida Tech	3-0
Fort Hays State	1-0
Fort Valley State	1-0
Francis Marion	0-1
Freed-Hardeman	0-4
Georgia College	1-2
Georgia Southwestern	16-20
Georgetown (Ky.)	0-1
Grace	1-0
Grand Canyon	0-1
Hastings	0-1
Hawaii Pacific	1-0
High Point	1-0
Indiana State	1-0
Jarvis Christian	1-0
Johnson C. Smith	2-0
Kansas State	0-1
Kearney State	0-1
Kennesaw State	1-0
Kentucky State	0-1
Kentucky Wesleyan	2-1
LaGrange	21-6
Lambuth	1-2
Lander	1-0
Lees-McRae	1-0
Life	1-15
Limestone	3-0
Lipscomb	0-1
Loyola-New Orleans	4-6
LSU-Shreveport	1-1
Martin Methodist	1-8
Middle Georgia State	3-4
Mohawk	1-0
Morris Brown	1-1
North Alabama	4-5
North Georgia	13-8
Oakwood	2-1
Oklahoma	0-1
Oklahoma Baptist	0-3
Oklahoma City	0-1
Paine	1-0
Patton	1-0

Paul Quinn	1-0
Pensacola Christian	1-0
Phillips	1-0
Piedmont	1-1
Pikeville	1-0
Point	2-2
Prairie View A&M	1-0
Puerto Rico-Mayaguez	1-0
Quincy	0-1
Reinhardt	15-5
Robert Morris-Chicago	0-1
Rollins College	0-3
South Carolina	0-1
Southeastern Baptist	1-0
South Carolina-Aiken	1-1
South Carolina-Spartanburg	0-1
Southern-Baton Rouge	0-1
Southern-New Orleans	14-3
Southern Benedictine	7-2
Southern Poly	14-21
Southern Wesleyan	23-8
St. Augustine's	0-1
St. Joseph's	1-0
St. Leo	1-1
St. Rose	1-0
St. Thomas Aquinas	0-1
Taylor (Ind.)	0-1
Tampa	1-0
Tennessee Temple	1-0
Tennessee Wesleyan	2-0
Texas College	4-1
Texas Tech	0-1
Thomas	3-1
Tiffin	1-0
Tougaloo	1-0
Trevecca Nazarene	4-2
Truett-McConnell	2-0
Tulane	0-1
Tusculum	1-0
University of the South	1-0
Voorhees	4-1
Washburn	0-1
Webber International	1-0
West Virginia Wesleyan	0-1
Westminster	0-1
Westmont	0-1
William Carey	27-15
William Jewell	2-0
Wisconsin-Eau Claire	1-0
Xavier (La.)	15-6
Young Harris	0-2

2022-2023 Auburn University at Montgomery Men's Basketball
Overall Statistics (as of Jan 26, 2023)

Overall Record: 10-10 Conf: 8-8 Home: 6-3 Away: 4-5 Neutral: 0-2

#	Player	GP-GS	MIN	AVG	FG		3PT		FT		Rebounds				PF	DQ	A	TO	BLK	STL	PTS	AVG
					FG-FGA	FG%	3FG-FGA	3FG%	FT-FTA	FT%	OFF	DEF	TOT	AVG								
03	Anderson, Travis	17-16	605	35.6	88-204	.431	46-109	.422	51-60	.850	17	41	58	3.4	22	0	62	53	2	24	273	16.1
04	Gaston, Jalen	20-15	656	32.8	97-242	.401	30-86	.349	49-61	.803	28	73	101	5.1	53	0	36	43	6	28	273	13.7
11	Graham, James	20-14	496	24.8	115-206	.558	8-20	.400	31-40	.775	46	109	155	7.8	57	2	21	43	50	19	269	13.5
22	Lanzi, Joseph	20-17	624	31.2	86-177	.486	32-71	.451	26-34	.765	26	53	79	4.0	56	1	36	44	1	28	230	11.5
01	Smith, Roderick	13-2	349	26.8	44-88	.500	0-2	.000	43-58	.741	25	51	76	5.8	33	1	7	39	7	7	131	10.1
02	Youngblood, Sam	19-15	573	30.2	62-166	.373	25-88	.284	12-14	.857	10	45	55	2.9	33	0	28	34	3	21	161	8.5
21	Croley, Gilbert	8-0	81	10.1	15-23	.652	3-7	.429	6-10	.600	2	9	11	1.4	10	0	7	12	0	5	39	4.9
00	Tucker, Deven	20-18	341	17.1	32-51	.627	0-0	.000	10-16	.625	28	43	71	3.6	44	0	7	17	9	5	74	3.7
25	Steward Jr., Eric	9-0	61	6.8	6-18	.333	2-8	.250	2-4	.500	2	6	8	0.9	6	0	1	5	0	4	16	1.8
20	Williams, Jelal	12-0	92	7.7	6-13	.462	0-0	.000	8-16	.500	7	14	21	1.8	15	1	3	10	9	3	20	1.7
12	Ivic, Strahinja	11-3	84	7.6	5-18	.278	5-17	.294	0-0	.000	0	7	7	0.6	12	0	2	3	2	2	15	1.4
15	Boozer, Zameron	12-0	61	5.1	6-11	.545	0-0	.000	4-5	.800	6	9	15	1.3	4	0	0	5	3	4	16	1.3
10	Hunter, Jaxon	2-0	3	1.5	0-0	.000	0-0	.000	0-0	.000	0	0	0	0.0	0	0	1	1	0	0	0	0.0
Total		20	4026	201.3	562-1217	.462	151-408	.370	242-318	.761	229	503	732	36.6	345	5	211	321	92	150	1517	75.85
Opponents			4025	201.3	528-1206	.438	159-447	.356	315-406	.776	212	462	674	33.7	305	6	254	285	37	132	1530	76.50

Team Statistics			UAM	OPP	Conf	Date	Opponent	W/L	Score	Att.
SCORING			1517	1530		11/11/22	vs Rollins	L	83-85	75
Points Per Game			75.9	76.5		11/12/22	vs Florida Tech	L	72-80	89
Scoring Margin			-0.6	-	*	11/19/22	at Alabama Huntsville	L	74-84	335
FIELD GOALS-ATT			562-1217	528-1206		11/22/22	SPRING HILL	W	87-84	204
Field Goal Pct			.462	.438	*	11/26/22	WEST ALA.	L	51-81	131
3 POINT FG-ATT			151-408	159-447	*	11/28/22	at Shorter	W	74-58	175
3PT FG Pct			.370	.356	*	12/02/22	DELTA ST.	W	74-66	228
3PT Made Per Game			7.6	8.0	*	12/04/22	MISSISSIPPI COL.	W	79-74	258
FREE THROWS-ATT			242-318	315-406	*	12/09/22	at Lee	L	60-85	313
FT Pct			.761	.776	*	12/11/22	WEST GA.	L	60-63	159
FT Made Per Game			12.1	15.8	*	12/16/22	at Christian Brothers	W	77-74	219
REBOUNDS			732	674	*	12/18/22	at Union (TN)	L (OT)	87-92	150
Rebounds Per Game			36.6	33.7		12/29/22	at Georgia College	W	67-64	167
Rebounds Margin			2.9	-	*	12/31/22	VALDOSTA ST.	L	71-77	181
ASSISTS			211	254	*	01/02/23	WEST FLORIDA	W	98-75	160
Assists Per Game			10.6	12.7	*	01/07/23	at Montevallo	L	96-98	198
TURNOVERS			321	285	*	01/14/23	ALABAMA HUNTSVILLE	W	83-78	560
Turnovers Per Game			16.1	14.3	*	01/18/23	at West Ala.	L	65-66	301
Turnovers Margin			-1.8	-	*	01/21/23	SHORTER	W	94-86	410
Assist/Turnover Ratio			0.7	0.9	*	01/26/23	at Mississippi Col.	W	65-60	0
STEALS			150	132	* = Conference game					
Steals Per Game			7.5	6.6						
BLOCKS			92	37						
Blocks Per Game			4.6	1.9						
ATTENDANCE			2,291	1,858						
Dates/Avg Per Date			9-255	9-206						
Neutral Site #/Avg			-	2-82						

Score by Periods	1st	2nd	OT	Total
Auburn-Montgomery	701	810	6	1517
Opponents	742	777	11	1530

2022-2023 Auburn University at Montgomery Men's Basketball
Overall Statistics (as of Jan 26, 2023)

Conference Games Only

Conf: 8-8 Home: 5-3 Away: 3-5 Neutral: 0-0

#	Player	GP-GS	MIN	AVG	FG		3PT		FT		Rebounds				PF	DQ	A	TO	BLK	STL	PTS	AVG
					FG-FGA	FG%	3FG-FGA	3FG%	FT-FTA	FT%	OFF	DEF	TOT	AVG								
03	Anderson, Travis	13-12	464	35.7	74-160	.463	41-89	.461	37-42	.881	11	29	40	3.1	18	0	56	34	1	22	226	17.4
04	Gaston, Jalen	16-11	526	32.9	79-191	.414	25-71	.352	40-51	.784	23	58	81	5.1	41	0	26	41	4	23	223	13.9
11	Graham, James	16-11	415	25.9	94-165	.570	5-15	.333	26-33	.788	32	88	120	7.5	49	2	17	30	40	17	219	13.7
22	Lanzi, Joseph	16-15	499	31.2	65-139	.468	22-51	.431	18-24	.750	20	42	62	3.9	48	1	30	34	1	21	170	10.6
01	Smith, Roderick	10-0	253	25.3	34-67	.507	0-1	.000	35-47	.745	20	35	55	5.5	26	1	5	33	7	6	103	10.3
02	Youngblood, Sam	16-14	513	32.1	53-140	.379	21-75	.280	10-12	.833	9	37	46	2.9	30	0	26	32	3	18	137	8.6
21	Croley, Gilbert	5-0	53	10.6	10-15	.667	2-4	.500	4-5	.800	0	7	7	1.4	6	0	6	2	0	1	26	5.2
00	Tucker, Deven	16-16	284	17.8	23-38	.605	0-0	.000	9-15	.600	22	39	61	3.8	39	0	6	13	8	4	55	3.4
25	Steward Jr., Eric	8-0	57	7.1	6-16	.375	2-8	.250	2-4	.500	2	6	8	1.0	5	0	1	5	0	3	16	2.0
20	Williams, Jelal	9-0	72	8.0	5-12	.417	0-0	.000	8-16	.500	6	14	20	2.2	11	1	2	7	8	3	18	2.0
15	Boozer, Zameron	10-0	53	5.3	5-10	.500	0-0	.000	2-3	.667	4	7	11	1.1	4	0	0	4	3	2	12	1.2
12	Ivic, Strahinja	7-1	33	4.7	1-11	.091	1-11	.091	0-0	.000	0	4	4	0.6	4	0	1	2	0	1	3	0.4
10	Hunter, Jaxon	2-0	3	1.5	0-0	.000	0-0	.000	0-0	.000	0	0	0	0.0	0	0	1	1	0	0	0	0.0
Total		16	3225	201.6	449-964	.466	119-325	.366	191-252	.758	175	399	574	35.9	281	5	177	247	75	121	1208	75.50
Opponents			3225	201.6	417-957	.436	118-356	.331	265-337	.786	171	366	537	33.6	245	4	196	222	28	101	1217	76.06

Team Statistics			UAM	OPP	Date	Opponent	W/L	Score	Att.
SCORING			1208	1217	11/19/22	at Alabama Huntsville	L	74-84	335
Points Per Game			75.5	76.1	11/26/22	WEST ALA.	L	51-81	131
Scoring Margin			-0.6	-	11/28/22	at Shorter	W	74-58	175
FIELD GOALS-ATT			449-964	417-957	12/02/22	DELTA ST.	W	74-66	228
Field Goal Pct			.466	.436	12/04/22	MISSISSIPPI COL.	W	79-74	258
3 POINT FG-ATT			119-325	118-356	12/09/22	at Lee	L	60-85	313
3PT FG Pct			.366	.331	12/11/22	WEST GA.	L	60-63	159
3PT Made Per Game			7.4	7.4	12/16/22	at Christian Brothers	W	77-74	219
FREE THROWS-ATT			191-252	265-337	12/18/22	at Union (TN)	L (OT)	87-92	150
FT Pct			.758	.786	12/31/22	VALDOSTA ST.	L	71-77	181
FT Made Per Game			11.9	16.6	01/02/23	WEST FLORIDA	W	98-75	160
REBOUNDS			574	537	01/07/23	at Montevallo	L	96-98	198
Rebounds Per Game			35.9	33.6	01/14/23	ALABAMA HUNTSVILLE	W	83-78	560
Rebounds Margin			2.3	-	01/18/23	at West Ala.	L	65-66	301
ASSISTS			177	196	01/21/23	SHORTER	W	94-86	410
Assists Per Game			11.1	12.3	01/26/23	at Mississippi Col.	W	65-60	0
TURNOVERS			247	222					
Turnovers Per Game			15.4	13.9					
Turnovers Margin			-1.5	-					
Assist/Turnover Ratio			0.7	0.9					
STEALS			121	101					
Steals Per Game			7.6	6.3					
BLOCKS			75	28					
Blocks Per Game			4.7	1.8					
ATTENDANCE			2,087	1,691					
Dates-Avg Per Date			8-261	8-211					
Neutral Site #-Avg			-	0-0					

Score by Periods	1st	2nd	OT	Total
Auburn-Montgomery	557	645	6	1208
Opponents	587	619	11	1217