



# AUBURN UNIVERSITY AT MONTGOMERY BASKETBALL

2022-2023 AUM MEN'S BASKETBALL GAME NOTES | 35 POSTSEASON APPEARANCES | 12 NATIONAL TOURNAMENT APPEARANCES | 17 ALL-AMERICANS

### AUBURN MONTGOMERY

**9-10**  
OVERALL

**7-8**  
GSC

**NR/NR**  
NABC TOP 25 / D2SIDA TOP 25

**MICHAEL CHEANEY**  
HEAD COACH

**167-195**  
OVERALL

**13th**  
SEASON

AT

### MISSISSIPPI COLLEGE

**11-9**  
OVERALL

**7-9**  
GSC

**NR/NR**  
NABC TOP 25 / D2SIDA TOP 25

**RANDY BOLDEN**  
HEAD COACH

**20-125**  
OVERALL

**6th**  
SEASON

## STARTING LINEUP: WARHAWKS MAKE CRUCIAL TRIP WEST TO TAKE ON MC, DELTA STATE

### ➔ GAME INFORMATION:

**GM NO. 20:** Auburn Montgomery at Mississippi College | **Venue:** A.E. Wood Coliseum | **City:** Clinton, Miss. | **Tipoff:** Jan. 26, 7:30 PM  
**TV:** Choctaws Sports Network | **Live Stats:** GoChoctaws.com | **Social Media:** @AUMWarhawksMBB

### ➔ WARHAWKS TAKE CARE OF BUSINESS AGAINST SHORTER:

James Graham and Joseph Lanzi each registered a double-double, and the Auburn University at Montgomery men's basketball team shot better than 50 percent from the floor for the fifth time this season to help AUM knock off Shorter University 94-86 on Saturday night. Graham made it four consecutive games with a double-double as he turned in an 18-point, 10-rebound effort. Lanzi tallied his first career AUM double-double, as he put up 17 points and 11 rebounds. Graham added a block and two steals, while Lanzi had one assist and two steals.

### ➔ CLEANING UP THE BOARDS:

The Warhawks are averaging 36.6 rebounds per game, which ranks second in the GSC, and James Graham leads the way with 7.9 rebounds per game. Graham ranked second in the GSC last season at 7.1 rebounds per game, and ranks third this season. Graham is coming off of four consecutive double-doubles, including a season-high 15 rebounds against Alabama Huntsville. He is averaging 18.2 points and 11.0 rebounds per game in his last five contests. Graham has seven double-digit rebound games to go along with six double-doubles this season. Roderick Smith ranks second on the team averaging 5.8 rebounds, and Jalen Gaston ranks third on the team averaging 4.9 rebounds. Guard Travis Anderson ranks fourth on the squad in rebounding, clearing 4.0 boards per game.

### ➔ SCOUTING THE MISSISSIPPI CHOCTAWS:

A year removed from a 7-19 record overall and just five wins in GSC play, the Mississippi College Choctaws are 11-9 overall and a 7-9 mark in conference play. Tradavis Thompson leads the Choctaws with 18.6 points per game, while forward Galen Smith is second on the team in scoring (15.5) and leads the squad in rebounding (7.3). Justin Reid is the third leading Choctaw scorer, scoring 8.8 points a night. Guard Miles Miller leads the conference in assists at 6.5 per game, and he has accumulated 129 assists on the season.

## PROBABLE STARTING LINEUP:

**0**

**DEVEN TUCKER**  
Sr. • F • 6-5 • 190

**2**

**SAM YOUNGBLOOD**  
So. • G • 6-4 • 195

**3**

**TRAVIS ANDERSON**  
Jr. • G • 6-0 • 175

**4**

**JALEN GASTON**  
Sr. • G • 6-2 • 175

**22**

**JOSEPH LANZI**  
Jr. • G • 6-5 • 195

## ▶ 2022-2023 SCHEDULE & RESULTS

<b>OVERALL RECORD:</b>	<b>9-10</b>
GSC:	7-8
NON-CONFERENCE:	2-2
HOME   AWAY   NEUTRAL:	6-3   3-5   0-2

### NOVEMBER (2-4)

3	Jacksonville State (Exhibition)	L, 101-93
11	vs. RV Rollins College*	L, 85-83
12	vs. Florida Tech*	L, 80-72
19	#24 University of Alabama Huntsville*	L, 84-74
22	Spring Hill College	W, 87-84
26	RV University of West Alabama*	L, 81-51
28	at Shorter University*	W, 74-58

### DECEMBER (4-4)

2	Delta State University*	W, 74-66
4	Mississippi College*	W, 79-74
9	at Lee University*	L, 85-60
11	University of West Georgia*	L, 63-60
16	at Christian Brothers University*	W, 77-74
18	at Union University*	L, 92-87 (OT)
29	at Georgia College	W, 67-64
31	Valdosta State University*	L, 77-71

### JANUARY (3-2)

2	University of West Florida*	W, 98-75
7	at University of Montevallo*	L, 98-96
14	University of Alabama Huntsville*	W, 83-78
18	at RV University of West Alabama*	L, 66-65
21	Shorter University*	W, 94-86
26	at Mississippi College*	7:30 PM
28	at Delta State University*	4 PM

### FEBRUARY (0-0)

1	at University of West Georgia*	6:30 PM
4	Lee University*	4 PM
9	Union University*	8 PM
11	Christian Brothers University*	4 PM
16	at University of West Florida*	7:30 PM
18	at Valdosta State University*	3 PM
25	University of Montevallo*	4 PM
28	GSC Tournament Super Tuesday	TBA

### MARCH-APRIL | POSTSEASON

4 & 5	GSC Final Four!	TBA
11-14	NCAA South Regional*	TBA
21-25	NCAA Elite Eight*	TBA
3-25	NCAA National Championship	TBA

\* - GSC Games | \* - South Region Tip-Off Challenge in Columbia, S.C.  
 1 - GSC Semifinals & Finals Played at Pete Hanna Center in Birmingham, Ala.  
 \*NCAA South Regional Games Played at Host Campus Site TBA | \* NCAA Elite Eight Games Played at TBA  
 ALL TIMES CENTRAL



## NEWS & NOTES:

### ➔ RETURNING WARHAWKS:

The Warhawks return 10 players from last season's squad that went 12-16 and 9-11 in the GSC. AUM finished in a tie for eighth place in the GSC standings last year but lost out on a playoff birth in a tiebreaker scenario. AUM's top returning scorer is James Graham, who ranked 22nd in the GSC last season averaging 12.5 points per game. He also ranked second in the league in rebounding at 7.7 rebounds per contest. AUM also returns the team's top three shot blockers from last season's squad that finished first in all of NCAA Division II in blocks (174) and blocks per game (6.2). Graham (2.1) ranked first in the GSC in blocks, Roderick Smith (1.6) finished second, and Jelal Williams (1.2) finished fifth in the league in the category. Deven Tucker, Sam Youngblood, Tysen Banks, Jaxon Hunter, Strahinja Ivic, Zameron Boozer, and Gilbert Croley also all return for the Warhawks.

### ➔ ANDERSON NAMED A TOP NEWCOMER TO WATCH IN GSC:

Auburn University at Montgomery guard Travis Anderson was named to the Gulf South Conference Newcomer Watch List in the preseason. Anderson, a junior from Atlanta, Ga., is a transfer from Charleston Southern University. He was a Big South All-Freshman team member in 2019-2020 after averaging 8.9 points per game and led all Big South bench players in scoring average. He played 45 games for the Buccaneers and played 16.7 minutes per night.

### ➔ GULF SOUTH CONFERENCE PRESEASON POLL:

AUM was picked to finish 10th in this season's preseason coaches' poll. Defending Gulf South Conference tournament champion the University of Alabama in Huntsville was picked to win the league. They were followed by tournament runner-up, Lee. Valdosta State was picked to finish third in the league, West Alabama (104) was picked fourth, and Union (103) was picked fifth.

### ➔ THE 800 WIN MILESTONE:

The Warhawks own a 801-618 record all-time as a program. AUM, who began competing as an NAIA institution in the 1975-76 season, started the school's transition to NCAA Division II in 2016-17 when they competed as an NCAA independent. The Warhawks began playing a GSC schedule in 2017-2018. AUM reached the 800-win mark with a 83-78 win over Alabama Huntsville on Jan. 14 at home.

### ➔ NEWCOMER SCORING INFUSION:

The Warhawks have relied heavily on an infusion of scoring by new players on the roster this season. Newcomers this season account for 53.1 percent of AUM's scoring, or 772 of 1,452 points. The team's leading scorer, at 16.1 points per contest, is point guard Travis Anderson. Jalen Gaston is second on the squad at 13.4 points per game. Transfer wing Joe Lanzi is fourth on the team in scoring at 12.0 points per contest for the Warhawks.

### ➔ MONTGOMERY BLOCK PARTY:

AUM blocked 13 shot attempts against the University of West Alabama earlier this season, setting a new school record along the way. The previous record had been 11 blocks in a game, which the Warhawks did twice (in 2021 against Southeastern Baptist, and in 1997 against LaGrange). For the season, the Warhawks have blocked 28 shots as a team in five games, averaging 5.6 blocks per game. That number ranks first in the Gulf South Conference. James Graham leads the team and the league this season with 16 blocks (3.2 per game). AUM's top three shot blockers from last season are still on the roster, as Graham averaged 2.1 blocks to rank first in the league. The Warhawks totaled 174 blocks, or 6.2 per game. Roderick Smith (1.6) finished second in the GSC last season, and Jelal Williams (1.2) finished fifth.

### ➔ ANDERSON LEADING IN THE SCORING COLUMN:

Newcomer Travis Anderson leads the way for the AUM offense at 16.1 points per game. Anderson, currently ranked seventh in the Gulf South Conference in scoring, has posted double-figures 13 times this year, including in eight straight games. He scored a season-high 32 points against Mississippi College, and has scored 23 points or more five times this season. Anderson is also sixth in the GSC in assists at 3.6 per game, Anderson posted a season-best 10 assists for AUM in a 23-point win over West Florida. Anderson is averaging 16.1 points, 3.4 rebounds, 3.6 assists, and 1.4 steals in 35.6 minutes per game season.


### ➔ GSC LEADERS: Newcomer guard Joseph Lanzi is second in the GSC in three-point percentage at 46.4 percent (32-for-69). James Graham leads the GSC in blocks with 50, averaging 2.6 blocks per game, and is third in rebounding at 7.9 rebounds per game. Travis Anderson ranks second in minutes played (35.6), seventh in scoring (16.1), is sixth in assists (3.6), and ranks seventh in three-point shots made (46). The Warhawks rank tops in the league in blocked shots per contest (4.7), but also rank league-worst in the turnovers column with 16.3 per game.

### ➔ THE MICHAEL CHEANEY FILE:

The Warhawks' head men's basketball coach, Michael Cheaney, enters his 9th season at the helm of Auburn Montgomery and 13th overall as a collegiate head coach. Cheaney, a coaching veteran with more than 20 years of experience at the NCAA Division I, II, III and NAIA levels, took over the helm of AUM after spending four seasons as head coach at Voorhees College in Denmark, S.C.

Last season, AUM posted a record of 12-16 in 2021-22, highlighted by senior guard Isaiah Hart being named to the All-GSC second team. Hart finished third in the conference in points per game (18.2) and led the GSC with 114 assists. Senior guard Jeremiah Bozeman was named to the GSC All-Academic Team and the CoSIDA Academic All-District Team for his efforts both on the court and in the classroom. The Warhawks led all of NCAA Division II with 174 total blocked shots and 6.2 blocks per game. Junior forward James Graham led the GSC with 58 blocks while Roderick Smith ranked second with 42 and Jelal Williams ranked fifth with 30. Hart took home GSC player of the week honors twice over the course of the season while Bozeman and Graham were also named conference player of the week in 2021-22.

Prior to joining the coaching ranks, Cheaney was a standout student-athlete at Kentucky Wesleyan University. During his playing career, Cheaney earned the Senior Award as the Panthers' outstanding athlete and set the school record for field goal percentage, which he still owns today. He was also named the team's Most Improved Player. He still owns that Cheaney earned his bachelor's degree in criminal justice from Kentucky Wesleyan in 1996. He went on to earn a master's in sports management from Indiana State University.



## ▶ HOW THEY COMPARE



### TALE OF THE TEAMS CATEGORY



76.4	POINTS PER GAME	74.6
46.5	FIELD GOAL PERCENTAGE	48.3
37.6	3-PT FIELD GOAL PERCENTAGE	35.0
75.9	FREE THROW PERCENTAGE	73.3
36.6	REBOUNDS PER GAME	33.4
11.0	ASSISTS PER GAME	14.8
16.3	TURNOVERS PER GAME	13.8
-2.2	TURNOVER MARGIN	1.2
0.7	ASSIST-TURNOVER RATIO	1.1
15.0	POINTS OFF TURNOVERS	15.8
7.5	STEALS PER GAME	6.7
4.7	BLOCKS PER GAME	1.6

## ▶ ALL-TIME SERIES HISTORY

DATE	SCORE	H/A/N
11.26.1994	L, 82-71	A
11.22.2016	L, 73-71	A
12.18.2017	L, 95-84	H
2.1.2018	W, 85-83	A
2.7.2019	W, 87-85	A
2.8.2020	W, 93-59	H
1.31.2022	W, 68-60	H
2.19.2022	L, 67-58	A
12.4.2022	W, 79-74	H
12.6.2023		

Overall Series Record: Series is tied 5-4

Series Streak: AUM W1

AUM Home Record: 3-1

AUM Road Record: 2-3


AUM Neutral Site Record: -

AUM OT Record: -



# AUBURN UNIVERSITY AT MONTGOMERY MEN'S BASKETBALL GAME NOTES


35 POSTSEASON APPEARANCES | 12 NATIONAL TOURNAMENT APPEARANCES | 17 ALL-AMERICANS



**0**  
**DEVEN TUCKER**  
Sr. • F • 6-5 • 190



**1**  
**RODERICK SMITH**  
Sr. • F • 6-8 • 240



**2**  
**SAM YOUNGBLOOD**  
So. • G • 6-4 • 195



**3**  
**TRAVIS ANDERSON**  
Jr. • G • 6-0 • 175



**4**  
**JALEN GASTON**  
Sr. • G • 6-2 • 175



**5**  
**TYSEN BANKS**  
Jr. • G • 6-0 • 185



**10**  
**JAXSON HUNTER**  
Sr. • G • 6-2 • 220



**11**  
**JAMES GRAHAM**  
Sr. • F • 6-7 • 225



**12**  
**STRAHINJA IVIC**  
Sr. • F • 6-7 • 215



**14**  
**JAUQUAN TYUS**  
Jr. • F • 6-6 • 225



**15**  
**ZAMERON BOOZER**  
Jr. • F • 6-8 • 240




**20**  
**JELAL WILLIAMS**  
R-Jr. • F • 6-9 • 185



**21**  
**GILBERT CROLEY**  
So. • G • 6-3 • 170



**22**  
**JOSEPH LANZI**  
Jr. • G • 6-5 • 195




**25**  
**ERIC STEWARD JR.**  
Fr. • G • 6-2 • 185



**HC**  
**MICHAEL CHEANEY**  
Head Coach



**AC**  
**BAILEY MCEWEN**  
Assistant Coach



**AT**  
**BRIELLE RINGLE**  
Athletic Training

## QUICK FACTS • INFORMATION

Location	Montgomery, Ala., 36124
Founded	1967
Enrollment	5,211
Nickname	Warhawks
Colors	Orange and Black
National Affiliation	NCAA Division II
Conference	Gulf South Conference
President	Dr. Carl Stockton
Athletic Director	Erik Maas
Senior Women's Administrator	Amber Rae Childers
FAR:	John Aho
Stadium (Capacity)	AUM Athletics Complex (2,650)

## COACHING STAFF

Head Coach	Michael Cheaney
Alma Mater/Yr	Kentucky Wesleyan/1996
Record at AUM/Yrs	95-140/9th
Overall Record/Yrs	167-195/13th
Assistant Coach	Bailey McEwen/4th
Alma Mater/Yr	Southern Indiana/2017

## TEAM INFORMATION

2021-22 Record	12-16
Gulf South Conference Record	9-11
Regular Season	Tied for 8th
GSC Tournament	N/A
Final 2021-22 National Ranking	NR
Starters Returning/Lost (2021-22)	3/2
Letterwinners Returning/Lost (2021-22)	10/3

## BASKETBALL HISTORY

First Year of Basketball	1975
All-time Record:	801-618
All-time GSC Record:	38-74
NCAA Appearances/Record	N/A
Last Appearance	N/A
Place:	N/A
Result:	N/A
Location:	N/A

## EXTERNAL RELATIONS | ATHLETIC COMMUNICATIONS

The Auburn University at Montgomery **Sports Information Office** provides public relations to members of the media. Game day services include statistics, photography (when available), video clips (when available), and post-game access to coaches and student-athletes. The Sports Information office is located on the first floor of the AUM Athletics Complex in office suite 104.

**Primary Contact** ..... **Cody Clark**

E-Mail: cclark26@aum.edu | Cell: (843) 610-6007

**Secondary Contact** ..... **Mark Gilliam**

E-Mail: mgilliam@aum.edu | Cell: (205) 399-3114

## 2022-2023 AUBURN UNIVERSITY AT MONTGOMERY NUMERICAL ROSTER

#	NAME	POS	HT	WT	CLASS	HOMETOWN / PREVIOUS SCHOOL
0	Deven Tucker	F	6-5	190	Sr.	Birmingham, Ala. / Helena HS
1	Roderick Smith	F	6-8	240	Sr.	Cyrstal Springs, Miss. / Western Illinois
2	Sam Youngblood	G	6-4	195	So.	McCalla, Ala. / McAdory HS
3	Travis Anderson	G	6-0	175	Jr.	Atlanta, Ga. / Charleston Southern
4	Jalen Gaston	G	6-2	175	Sr.	Montgomery, Ala. / Enterprise State CC
5	Tyson Banks	G	6-0	185	Jr.	Memphis, Tenn. / Kilgore College
10	Jaxson Hunter	G	6-2	220	Sr.	Trussville, Ala. / Hewitt-Trussville HS
11	James Graham	F	6-7	225	Sr.	Maywood, Ill. / Cuyahoga CC
12	Strahinja Ivic	F	6-7	215	Sr.	Belgrade, Serbia / Garrett College
14	JaQuan Tyus	F/C	6-6	225	Jr.	Memphis, Tenn. / Shawnee CC
15	Zameron Boozer	F/C	6-8	240	So.	Lanett, Ala. / Jacksonville Univ.
20	Jelal Williams	F	6-9	185	R-Jr.	Dallas, Ga. / UNC Pembroke
21	Gilbert Croley	G	6-3	170	So.	Atlanta, Ga. / East Coweta HS
22	Jospeh Lanzi	G	6-5	195	Jr.	Chelseas, Ala. / Univ. of Charleston
25	Eric Steward Jr.	G	6-2	185	Fr.	Memphis, Tenn. / Douglass HS

**Head Coach:** Michael Cheaney (13th season - 9th at AUM)

**Assistant Coach:** Bailey McEwen (4th)

**Athletic Training:** Brielle Ringle (4th)

**Sports Information:** Cody Clark (3rd - 1st at AUM)





## GULF SOUTH CONFERENCE STANDINGS

SCHOOL	CONF	CPCT.	OVERALL	PCT.	HOME	AWAY	NEUTRAL	STREAK
1. LEE	12-3	.800	13-3	.812	8-0	5-3	0-0	W3
2. WEST GEORGIA	12-4	.750	13-5	.722	7-1	6-4	0-0	L1
3. WEST ALABAMA	11-4	.733	15-4	.789	9-3	6-1	0-0	W2
4. ALABAMA HUNTSVILLE	10-5	.667	15-6	.714	10-1	4-4	1-1	L1
5. UNION	10-5	.667	11-8	.579	6-3	4-5	1-0	L1
6. VALDOSTA STATE	10-6	.625	14-8	.636	8-3	4-3	2-2	W1
7. AUBURN MONTGOMERY	7-8	.467	9-10	.474	6-3	3-5	0-2	W1
8. MISSISSIPPI COLLEGE	7-9	.438	11-9	.550	6-3	3-6	2-0	L1
WEST FLORIDA	7-10	.412	11-10	.524	8-5	3-5	0-0	W4
MONTEVALLO	6-10	.375	8-12	.400	5-5	2-6	1-1	L3
DELTA STATE	5-11	.312	6-13	.316	3-6	3-7	0-0	L2
CHRISTIAN BROTHERS	3-12	.200	3-15	.167	3-7	0-8	0-0	L3
SHORTER	1-14	.067	3-16	.158	2-7	1-7	0-2	L13

## GULF SOUTH CONFERENCE WEEKLY HONORS

## PLAYER OF THE WEEK

Nov. 8	Chaney Johnson, Alabama Huntsville
Nov. 15	Chaney Johnson, Alabama Huntsville
Nov. 22	Chaney Johnson, Alabama Huntsville
Nov. 29	Braxton Bertolette, UM
Dec. 6	Travis Anderson, AUM
Dec. 13	Tradavis Thompson, Mississippi College
Dec. 20	Tylandrius Parks, UU
Jan. 3	Braxton Bertolette, UM
Jan. 10	Boe Nguidjol, UU
Jan. 17	Maalik Cartwright, DSU
Jan. 24	Zawdie Jackson, UWG
Jan. 31	
Feb. 4	
Feb. 14	
Feb. 21	
Feb. 27	

## FRESHMAN OF THE WEEK

Nov. 8	N/A
Nov. 15	MJ Jones, Montevallo
Nov. 22	MJ Jones, Montevallo
Nov. 29	MJ Jones, Montevallo
Dec. 6	MJ Jones, Montevallo
Dec. 13	Ivan Prug, Union
Dec. 20	Tyler Moore, UM
Jan. 3	Tyler Moore, UM
Jan. 10	Tyler Moore, UM
Jan. 17	Caleb Allen, DSU
Jan. 24	Tyler Moore, UM
Jan. 31	
Feb. 4	
Feb. 14	
Feb. 21	
Feb. 27	



## NATIONAL ASSOCIATION OF BASKETBALL COACHES TOP 25 POLL | JAN. 23, 2022

RNK	SCHOOL	RECORD	POINTS	PREV
1	INDIANA (PA.) (12)	17-0	396	1
2	NOVA SOUTHEASTERN (3)	18-0	383	2
3	LINCOLN MEMORIAL	19-1	356	3
4	CENTRAL OKLAHOMA	18-1	355	4
5	COLORADO SCHOOL OF MINES	18-1	336	5
6	BLACK HILLS STATE	16-1	318	8
7	NORTHWEST MISSOURI STATE (1)	17-2	309	9
8	UNC PEMBROKE	19-1	287	10
9	AUGUSTA	16-2	265	6
10	INDIANAPOLIS	16-2	239	18
11	HILLSDALE	17-2	236	7
12	CAL STATE SAN BERNARDINO	15-2	214	19
13	POINT LOMA	18-3	178	20
14	BENTLEY	15-2	173	11
15	MSU MOORHEAD	17-3	157	22
16	COLORADO MESA	15-3	147	23
17	FORT LEWIS	16-2	136	12
18	NORTH GEORGIA	13-2	112	25
19	MISSOURI-ST. LOUIS	16-3	94	16
20	MERCYHURST	13-2	89	NR
21	ANGELO STATE	15-3	79	NR
22	WEST LIBERTY	15-3	76	15
23	ST. THOMAS AQUINAS	17-3	49	NR
24	WEST VIRGINIA STATE	15-3	41	13
25	EAST STROUDSBURG	14-3	39	14

## OTHERS RECEIVING VOTES:

LEE UNIVERSITY 34, SOUTHERN NAZARENE 23, WEST ALABAMA 16, EMPORIA STATE 15, DOMINICAN 8, YOUNG HARRIS 8, WEST GEORGIA 7, MONTANA STATE BILLINGS 6, NEW HAVEN 6, LANDER 5, FLORIDA SOUTHERN 4, SAINT ANSELM 3, WEST TEXAS A&M 1.

## DROPPED OUT:

YOUNG HARRIS (17), DOMINICAN (21), EMPORIA STATE (24).



## WARHAWKS BY THE NUMBERS

801

wins that the AUM Warhawks men's basketball program has amassed since its debut season in 1975-1976. AUM has posted an all-time record of 801-618, which translates to a .564 winning percentage. AUM reached the 800-win mark as a program on Saturday, Jan., 14 in an 83-78 win over the University of Alabama in Huntsville.

36.6

rebounds per game that the Warhawks average this year. AUM ranks second in the GSC in per-game rebounding. They are also tied for second in the league in offensive rebounding, averaging 11.4 offensive boards per game.

13

blocks AUM tallied on Nov. 26 against the University of West Alabama to set a new school record. The 13 blocks is also tied for 6th all-time in GSC history in a single game. The Warhawks got six blocks from James Graham to lead the way, while Jelal Williams registered three blocks. Deven Tucker, Sam Youngblood, Jalen Gaston, and Zameron Boozer each posted one block in the contest.

4.7

blocks per game AUM averages this season, which leads the GSS. The Warhawks rank second in the league in blocks this year (89). AUM is fresh off a campaign last season in which they led all of NCAA Division II in blocks with 6.2 blocks per game in 28 games played.





## GAME-BY-GAME TEAM COMPARISONS

Opponent	W/L	FGM-FGA	PCT.	3PM-3PA	PCT.	FTM-FTA	PCT.	OReb	DReb	TotReb	PF	AST	TO	BLK	STL	1stH	2ndH	OT	PTS
AUBURN MONTGOMERY	L	32-62	51.6%	11-22	50%	8-10	80%	11	22	33	18	15	20	4	9	40	43	-	83
Rollins College		32-61	52.5%	12-15	80%	9-13	69.2%	9	20	29	10	18	17	1	7	45	40	-	85
AUBURN MONTGOMERY	L	25-59	42.4%	5-18	27.8%	17-23	73.9%	17	27	44	16	6	18	6	1	31	41	-	72
Florida Tech		28-66	42.4%	10-25	40%	14-19	73.7%	12	21	33	16	14	8	3	12	42	38	-	80
AUBURN MONTGOMERY	L	26-66	39.4%	10-26	38.5%	12-18	66.7%	12	33	45	22	12	14	1	5	39	35	-	74
at #24 Alabama Huntsville		26-61	42.6%	9-38	23.7%	23-27	85.2%	5	33	38	17	13	7	2	7	38	46	-	84
Spring Hill College		28-59	47.5%	10-24	41.7%	18-19	94.7%	10	28	38	18	11	25	3	7	36	48	-	84
vs. AUBURN MONTGOMERY	W	34-77	44.2%	10-27	37%	9-11	81.8%	17	21	38	15	11	19	4	12	41	46	-	87
RV West Alabama		29-61	47.5%	1-10	10%	22-27	82%	17	24	41	22	10	17	0	5	44	37	-	81
vs. AUBURN MONTGOMERY	L	19-49	39%	2-11	18%	11-20	55%	8	15	23	22	7	21	13	10	18	33	-	51
AUBURN MONTGOMERY	W	29-63	46%	6-17	35.3%	10-12	83.3%	11	26	37	13	10	5	2	8	36	38	-	74
at Shorter		22-55	40%	7-22	31.8%	7-9	78%	6	21	27	12	13	13	4	0	28	30	-	58
Delta State		25-54	46.3%	10-29	34.5%	6-6	100%	8	19	27	10	10	14	1	6	35	31	-	66
vs. AUBURN MONTGOMERY	W	29-56	51.8%	12-22	54.5%	4-4	100%	8	21	29	10	8	11	1	7	38	36	-	74
Mississippi College		28-56	50%	0-10	0%	18-24	75%	9	19	28	20	12	13	0	3	39	35	-	74
vs. AUBURN MONTGOMERY	W	24-54	44.4%	6-21	28.6%	25-29	86.2%	13	22	35	18	4	14	2	5	35	44	-	79
AUBURN MONTGOMERY	L	23-65	35.4%	4-17	23.5%	10-11	91%	13	22	35	19	12	23	3	9	27	33	-	60
at Lee		30-62	48.4%	6-20	30%	19-23	82.6%	11	27	38	14	19	16	7	11	35	50	-	85
RV West Georgia		22-62	35.5%	5-20	25%	14-17	82.4%	10	22	32	11	4	10	1	9	37	26	-	63
vs. AUBURN MONTGOMERY	L	25-63	39.7%	4-19	21.1%	6-6	100%	16	31	47	14	7	20	7	3	27	33	-	60
AUBURN MONTGOMERY	W	24-49	49%	5-17	29.4%	24-29	82.8%	11	24	35	21	10	21	6	12	30	47	-	77
at Christian Brothers		25-54	46.3%	5-17	29.4%	19-24	79.2%	7	15	22	18	11	16	0	10	41	33	-	74
AUBURN MONTGOMERY	L	32-70	45.7%	9-24	37.5%	14-21	67%	8	28	36	29	14	15	2	9	36	45	6	87
at Union		24-56	42.9%	13-23	56.5%	31-43	72.1%	11	35	46	19	17	18	1	4	34	47	11	92
AUBURN MONTGOMERY	W	22-55	40%	6-16	37.5%	17-22	77.3%	9	34	43	15	2	17	3	7	32	35	-	67
at Georgia College		23-63	36.5%	9-27	33.3%	9-18	50%	10	27	37	16	15	13	2	5	32	32	-	64
Valdosta State		26-59	44.1%	4-17	23.5%	21-31	67.7%	11	26	37	17	8	15	3	10	35	42	-	77
vs. AUBURN MONTGOMERY	L	26-66	39.4%	6-23	26.1%	13-14	93%	15	27	42	24	9	19	5	5	35	36	-	71
West Florida		25-59	42.4%	5-15	33.3%	20-25	80%	13	11	24	14	10	12	0	4	37	38	-	75
vs. AUBURN MONTGOMERY	W	38-51	74.5%	14-22	63.6%	8-12	67%	3	23	26	19	21	17	10	9	41	57	-	98
AUBURN MONTGOMERY	L	35-63	55.6%	11-26	42.3%	15-24	62.5%	11	28	39	14	23	19	10	11	52	44	-	96
at Montevallo		35-74	47.3%	12-27	44.4%	16-19	84.2%	14	21	35	16	18	14	5	11	52	46	-	98
Alabama-Huntsville		27-65	41.5%	14-36	38.9%	10-11	90.9%	12	20	32	13	13	11	0	5	39	39	-	78
vs. AUBURN MONTGOMERY	W	32-65	49.2%	14-33	42.4%	5-6	83.3%	14	27	41	12	14	12	3	6	42	41	-	83
AUBURN MONTGOMERY	L	27-57	47.4%	7-16	43.8%	4-6	67%	9	22	31	19	12	15	6	4	19	46	-	65
at RV West Alabama		20-58	34.5%	6-20	30%	20-23	87%	17	21	38	8	10	14	1	5	19	47	-	66
Shorter		30-67	44.8%	14-30	46.7%	12-17	70.6%	12	25	37	19	14	14	2	5	43	43	-	86
vs. AUBURN MONTGOMERY	W	35-65	53.8%	6-17	35.3%	18-25	72%	11	25	36	14	12	9	1	10	49	45	-	94



## WARHAWKS POINTS-REBOUNDS-ASSISTS

	#0	#1	#2	#3	#4	#10	#11	#12	#15	#20	#21	#22	#25
OPPONENT	TUCKER	SMITH	YOUNGBLOOD	ANDERSON	GASTON	HUNTER	GRAHAM	IVIC	BOOZER	WILLIAMS	CROLEY	LANZI	STEWART JR.
vs. Rollins College	5-1-0	10-5-2	DNP	6-2-2	27-4-3	DNP	2-11-3	3-0-1	DNP	0-0-1	7-2-0	23-5-3	DNP
vs. Florida Tech	4-3-1	13-9-0	DNP	16-6-2	4-2-3	DNP	17-14-0	6-3-0	2-2-0	0-0-0	0-1-0	10-1-0	DNP
at #24 Ala. Huntsville*	0-3-1	8-2-0	8-3-2	18-8-2	16-10-4	DNP	11-7-1	3-3-0	0-0-0	1-2-0	0-2-0	9-2-2	0-0-0
Spring Hill	6-5-0	DNP	17-7-2	8-7-2	12-3-2	DNP	19-3-1	3-0-0	2-2-0	2-1-0	6-1-1	12-6-3	0-0-0
RV West Alabama	6-3-0	DNP	4-1-1	7-1-2	20-4-0	DNP	6-5-2	0-0-0	0-2-0	0-2-1	DNP	8-3-1	DNP
at Shorter*	2-6-0	DNP	6-4-1	26-2-0	10-8-2	DNP	19-7-1	DNP	DNP	DNP	5-0-1	6-5-1	DNP
Delta State*	4-5-0	4-3-0	16-5-3	14-3-2	19-4-1	DNP	12-3-1	DNP	0-0-0	DNP	DNP	5-3-1	DNP
Mississippi College*	4-3-0	8-5-0	0-4-0	32-6-2	17-6-1	DNP	14-5-0	DNP	0-0-0	DNP	0-0-0	4-3-1	DNP
at Lee*	2-3-0	13-8-0	10-3-2	2-3-6	15-4-3	0-0-0	6-7-0	DNP	0-0-0	0-1-0	5-1-1	2-1-0	5-1-0
West Georgia*	4-6-1	8-5-0	11-2-0	-	8-7-1	DNP	13-10-0	DNP	0-1-0	DNP	16-4-4	0-1-1	0-1-0
at Christian Brothers*	6-4-0	17-7-1	7-0-5	-	11-4-3	DNP	13-7-0	0-0-0	2-1-0	0-4-0	-	15-1-0	6-3-1
at Union (Tenn.)*	12-3-2	13-8-3	8-6-1	27-3-2	2-2-1	DNP	6-6-3	0-1-1	DNP	DNP	-	19-3-1	0-0-0
at Georgia College	4-0-0	5-7-0	7-1-0	17-3-0	7-11-2	DNP	12-7-0	0-0-0	DNP	DNP	-	15-5-0	DNP
Valdosta State*	4-9-0	8-9-0	5-3-0	10-2-5	16-6-1	DNP	10-3-1	0-0-0	DNP	DNP	-	18-4-2	DNP
West Florida*	2-0-0	-	14-3-2	18-0-10	10-1-2	0-0-1	20-9-3	0-0-0	4-4-0	6-4-0	-	24-2-3	0-0-0
at Montevallo*	4-1-1	-	7-2-2	23-7-6	14-8-3	DNP	17-10-4	0-0-0	6-2-0	8-4-1	-	17-4-6	DNP
Alabama Huntsville*	0-4-0	-	11-3-1	23-3-8	14-4-0	DNP	18-15-1	-	0-1-0	0-1-0	-	17-6-4	DNP
at RV West Alabama*	2-4-1	-	7-3-1	15-1-8	16-2-1	DNP	18-11-0	-	DNP	DNP	-	7-5-1	0-2-0
Shorter*	3-3-0	9-2-1	12-0-5	11-1-3	17-4-2	DNP	18-10-0	-	DNP	2-0-0	-	17-11-1	5-1-0
at Mississippi College*													
at Delta State*													
at West Georgia*													
Lee*													
Union*													
Christian Brothers*													
at West Florida*													
at Valdosta State*													
Montevallo*													

## WARHAWKS GAME HIGHS

Opponent	Pts	Rebs	Asts	Stls	Blks
vs. Rollins College	Gaston (27)	Graham (11)	Three w/ 3	Lanzi (4)	Graham (3)
vs. Florida Tech	Graham (17)	Graham (14)	Gaston (3)	Graham (3)	Graham (1)
#24 Ala. Huntsville*	Anderson (18)	Gaston (10)	Gaston (4)	Two w/ 2	Graham (1)
Spring Hill*	Graham (19)	Two w/ 7	Lanzi (3)	Two w/ 3	Graham (3)
RV West Alabama*	Gaston (20)	Graham (5)	Two w/ 2	Gaston (3)	Graham (6)
at Shorter*	Anderson (26)	Lanzi (10)	Lanzi (5)	Anderson (3)	Two w/ 1
Delta State*	Gaston (19)	Two w/ 5	Youngblood (3)	Two w/ 2	Smith (1)
Mississippi College*	Anderson (32)	Two w/ 6	Anderson (2)	Gaston (2)	Graham (2)
at Lee*	Gaston (15)	Smith (8)	Anderson (6)	Anderson (3)	Three w/ 1
West Georgia*	Croley (16)	Graham (10)	Croley (4)	Three w/ 1	Graham (5)
at Christian Brothers*	Smith (17)	Two w/ 7	Youngblood (5)	Youngblood (3)	Graham (3)
at Union*	Anderson (27)	Smith (8)	Two w/ 3	Gaston (3)	Two w/ 1
at Georgia College*	Anderson (17)	Gaston (11)	Gaston (2)	Two w/ 2	Three w/ 1
Valdosta State*	Lanzi (18)	Two w/ 9	Anderson (5)	Lanzi (3)	Smith (3)
West Florida*	Lanzi (24)	Graham (9)	Anderson (10)	Three w/ 2	Graham (6)
at Montevallo*	Anderson (23)	Graham (10)	Two w/ 6	Lanzi (3)	Graham (5)
Ala. Huntsville*	Anderson (23)	Graham (15)	Anderson (8)	Youngblood (2)	Graham (3)
at RV West Alabama*	Graham (18)	Graham (11)	Anderson (8)	Four w/ 1	Graham (5)
Shorter*	Graham (18)	Lanzi (11)	Youngblood (5)	Three w/ 2	Graham (1)
at Mississippi College*					
at Delta State*					
at West Georgia*					
Lee*					
Union*					
Christian Brothers*					
at West Florida*					
at Valdosta State*					
Montevallo*					

## WARHAWKS STARTING LINEUPS

Opponent	G	G	G	F	F
vs. Rollins College	Anderson	Gaston	Ivic	Graham	Smith
vs. Florida Tech	Anderson	Gaston	Ivic	Graham	Smith
#24 Ala. Huntsville*	Anderson	Gaston	Ivic	Graham	Tucker
Spring Hill*	Anderson	Gaston	Youngblood	Lanzi	Tucker
RV West Alabama*	Anderson	Gaston	Youngblood	Lanzi	Tucker
at Shorter*	Anderson	Gaston	Youngblood	Lanzi	Tucker
Delta State*	Anderson	Gaston	Youngblood	Lanzi	Tucker
Mississippi College*	Anderson	Gaston	Youngblood	Lanzi	Tucker
at Lee*	Anderson	Gaston	Youngblood	Lanzi	Tucker
West Georgia*	Gaston	Youngblood	Lanzi	Graham	Tucker
at Christian Brothers*	Gaston	Youngblood	Lanzi	Graham	Tucker
at Union*	Gaston	Youngblood	Lanzi	Graham	Tucker
at Georgia College*	Anderson	Gaston	Lanzi	Graham	Tucker
Valdosta State*	Anderson	Gaston	Lanzi	Graham	Tucker
West Florida*	Anderson	Youngblood	Lanzi	Graham	Tucker
at Montevallo*	Anderson	Youngblood	Lanzi	Graham	Tucker
Ala. Huntsville*	Anderson	Youngblood	Lanzi	Graham	Tucker
at RV West Alabama*	Anderson	Youngblood	Lanzi	Graham	Tucker
Shorter*	Anderson	Youngblood	Lanzi	Graham	Tucker
at Mississippi College*					
at Delta State*					
at West Georgia*					
Lee*					
Union*					
Christian Brothers*					
at West Florida*					
at Valdosta State*					
Montevallo*					



## RECORD VERSUS ALL OPPONENTS

### GULF SOUTH CONFERENCE SCHOOLS:

Alabama Huntsville	20-22
Christian Brothers	4-3
Delta State	4-8
Lee (Tenn.)	10-17
Mississippi College	5-4
Montevallo (Ala.)	33-31
Shorter	29-5
Union (Tenn.)	2-10
Valdosta State	4-14
West Alabama	1-11
West Georgia	1-10
West Florida	10-12

### ALABAMA SCHOOLS:

Alabama Birmingham	0-1
Alabama State	8-27
Athens State (Ala.)	33-34
Birmingham Southern	20-34
Concordia (Ala.)	9-1
Faulkner	44-33
Huntingdon	11-5
Jacksonville State	2-8
Miles (Ala.)	3-1
Mobile (Ala.)	20-14
Samford	0-3
Selma	28-3
South Alabama	0-2
Spring Hill	27-22
Stillman College	6-0
Talladega	51-8
Troy	4-7
Tuskegee	11-4

### OTHER OPPONENTS:

Albany State	0-2
Allen	1-0
Anderson	2-0
Arkansas-Monticello	0-1
Armstrong Atlantic State	0-1
Azusa Pacific	0-2
Baptist Christian	1-0
Barber-Scotia	1-1
Belhaven	9-12
Benedict College	0-1
Berry	8-5
Bethel (Tenn.)	1-1
Blue Mountain	3-0
Brevard	1-0
Brewton-Parker	30-6
Campbellsville	1-0
Carson Newman	0-1
Cedarville	1-0
Christian Heritage	1-0
Clafflin	3-3
Clark-Atlanta	0-2
Coastal Georgia	5-2
College of Charleston	3-2
Columbus State	3-2

Crichton	0-1
Cumberland	9-8
Dalton State	2-4
Daniel Payne	4-0
DeVry Institute	1-0
Dillard	22-9
Earl Paulk	3-0
Edward Waters	1-0
Embry-Riddle	2-2
Emmanuel	20-12
Eureka	1-0
Findlay	0-1
Flagler	0-1
Florida International	1-0
Florida Memorial	2-0
Florida Southern	1-0
Florida Tech	3-0
Fort Hays State	1-0
Fort Valley State	1-0
Francis Marion	0-1
Freed-Hardeman	0-4
Georgia College	1-2
Georgia Southwestern	16-20
Georgetown (Ky.)	0-1
Grace	1-0
Grand Canyon	0-1
Hastings	0-1
Hawaii Pacific	1-0
High Point	1-0
Indiana State	1-0
Jarvis Christian	1-0
Johnson C. Smith	2-0
Kansas State	0-1
Kearney State	0-1
Kennesaw State	1-0
Kentucky State	0-1
Kentucky Wesleyan	2-1
LaGrange	21-6
Lambuth	1-2
Lander	1-0
Lees-McRae	1-0
Life	1-15
Limestone	3-0
Lipscomb	0-1
Loyola-New Orleans	4-6
LSU-Shreveport	1-1
Martin Methodist	1-8
Middle Georgia State	3-4
Mohawk	1-0
Morris Brown	1-1
North Alabama	4-5
North Georgia	13-8
Oakwood	2-1
Oklahoma	0-1
Oklahoma Baptist	0-3
Oklahoma City	0-1
Paine	1-0
Patton	1-0

Paul Quinn	1-0
Pensacola Christian	1-0
Phillips	1-0
Piedmont	1-1
Pikeville	1-0
Point	2-2
Prairie View A&M	1-0
Puerto Rico-Mayaguez	1-0
Quincy	0-1
Reinhardt	15-5
Robert Morris-Chicago	0-1
Rollins College	0-3
South Carolina	0-1
Southeastern Baptist	1-0
South Carolina-Aiken	1-1
South Carolina-Spartanburg	0-1
Southern-Baton Rouge	0-1
Southern-New Orleans	14-3
Southern Benedictine	7-2
Southern Poly	14-21
Southern Wesleyan	23-8
St. Augustine's	0-1
St. Joseph's	1-0
St. Leo	1-1
St. Rose	1-0
St. Thomas Aquinas	0-1
Taylor (Ind.)	0-1
Tampa	1-0
Tennessee Temple	1-0
Tennessee Wesleyan	2-0
Texas College	4-1
Texas Tech	0-1
Thomas	3-1
Tiffin	1-0
Tougaloo	1-0
Trevecca Nazarene	4-2
Truett-McConnell	2-0
Tulane	0-1
Tusculum	1-0
University of the South	1-0
Voorhees	4-1
Washburn	0-1
Webber International	1-0
West Virginia Wesleyan	0-1
Westminster	0-1
Westmont	0-1
William Carey	27-15
William Jewell	2-0
Wisconsin-Eau Claire	1-0
Xavier (La.)	15-6
Young Harris	0-2

2022-2023 Auburn University at Montgomery Men's Basketball  
Overall Statistics (as of Jan 21, 2023)

Overall Record: 9-10    Conf: 7-8    Home: 6-3    Away: 3-5    Neutral: 0-2

#	Player	GP-GS	MIN	AVG	FG		3PT		FT		Rebounds				PF	DQ	A	TO	BLK	STL	PTS	AVG
					FG-FGA	FG%	3FG-FGA	3FG%	FT-FTA	FT%	OFF	DEF	TOT	AVG								
03	Anderson, Travis	17-16	605	35.6	88-204	.431	46-109	.422	51-60	.850	17	41	58	3.4	22	0	62	53	2	24	273	16.1
04	Gaston, Jalen	19-14	616	32.4	90-222	.405	29-81	.358	46-57	.807	27	67	94	4.9	52	0	35	42	6	24	255	13.4
11	Graham, James	19-13	461	24.3	108-192	.563	7-17	.412	28-37	.757	43	107	150	7.9	55	2	21	41	50	17	251	13.2
22	Lanzi, Joseph	19-16	584	30.7	85-170	.500	32-69	.464	26-34	.765	24	52	76	4.0	54	1	35	41	1	26	228	12.0
01	Smith, Roderick	12-2	324	27.0	38-78	.487	0-2	.000	40-54	.741	22	48	70	5.8	31	1	7	35	7	7	116	9.7
02	Youngblood, Sam	18-14	533	29.6	58-155	.374	24-84	.286	10-12	.833	10	41	51	2.8	31	0	28	33	1	21	150	8.3
21	Croley, Gilbert	8-0	81	10.1	15-23	.652	3-7	.429	6-10	.600	2	9	11	1.4	10	0	7	12	0	5	39	4.9
00	Tucker, Deven	19-17	326	17.2	32-51	.627	0-0	.000	10-16	.625	28	39	67	3.5	43	0	7	16	8	5	74	3.9
25	Steward Jr., Eric	9-0	61	6.8	6-18	.333	2-8	.250	2-4	.500	2	6	8	0.9	6	0	1	5	0	4	16	1.8
20	Williams, Jelal	11-0	87	7.9	6-13	.462	0-0	.000	7-14	.500	6	13	19	1.7	14	1	3	10	9	3	19	1.7
12	Ivic, Strahinja	11-3	84	7.6	5-18	.278	5-17	.294	0-0	.000	0	7	7	0.6	12	0	2	3	2	2	15	1.4
15	Boozer, Zameron	12-0	61	5.1	6-11	.545	0-0	.000	4-5	.800	6	9	15	1.3	4	0	0	5	3	4	16	1.3
10	Hunter, Jaxon	2-0	3	1.5	0-0	.000	0-0	.000	0-0	.000	0	0	0	0.0	0	0	1	1	0	0	0	0.0
Total		19	3826	201.4	537-1155	.465	148-394	.376	230-303	.759	217	478	695	36.6	334	5	209	309	89	142	1452	76.42
Opponents			3825	201.3	505-1152	.438	152-425	.358	308-395	.780	204	435	639	33.6	290	5	240	267	36	126	1470	77.37

Team Statistics	UAM	OPP	Conf	Date	Opponent	W/L	Score	Att.
SCORING	1452	1470		11/11/22	vs Rollins	L	83-85	75
Points Per Game	76.4	77.4		11/12/22	vs Florida Tech	L	72-80	89
Scoring Margin	-1.0	-	*	11/19/22	at Alabama Huntsville	L	74-84	335
FIELD GOALS-ATT	537-1155	505-1152		11/22/22	SPRING HILL	W	87-84	204
Field Goal Pct	.465	.438	*	11/26/22	WEST ALA.	L	51-81	131
3 POINT FG-ATT	148-394	152-425	*	11/28/22	at Shorter	W	74-58	175
3PT FG Pct	.376	.358	*	12/02/22	DELTA ST.	W	74-66	228
3PT Made Per Game	7.8	8.0	*	12/04/22	MISSISSIPPI COL.	W	79-74	258
FREE THROWS-ATT	230-303	308-395	*	12/09/22	at Lee	L	60-85	313
FT Pct	.759	.780	*	12/11/22	WEST GA.	L	60-63	159
FT Made Per Game	12.1	16.2	*	12/16/22	at Christian Brothers	W	77-74	219
REBOUNDS	695	639	*	12/18/22	at Union (TN)	L (OT)	87-92	150
Rebounds Per Game	36.6	33.6		12/29/22	at Georgia College	W	67-64	167
Rebounds Margin	3.0	-	*	12/31/22	VALDOSTA ST.	L	71-77	181
ASSISTS	209	240	*	01/02/23	WEST FLORIDA	W	98-75	160
Assists Per Game	11.0	12.6	*	01/07/23	at Montevallo	L	96-98	198
TURNOVERS	309	267	*	01/14/23	ALABAMA HUNTSVILLE	W	83-78	560
Turnovers Per Game	16.3	14.1	*	01/18/23	at West Ala.	L	65-66	301
Turnovers Margin	-2.2	-	*	01/21/23	SHORTER	W	94-86	410
Assist/Turnover Ratio	0.7	0.9	* = Conference game					
STEALS	142	126						
Steals Per Game	7.5	6.6						
BLOCKS	89	36						
Blocks Per Game	4.7	1.9						
ATTENDANCE	2,291	1,858						
Dates/Avg Per Date	9-255	8-232						
Neutral Site #/Avg	-	2-82						

Score by Periods	1st	2nd	OT	Total
Auburn-Montgomery	668	778	6	1452
Opponents	711	748	11	1470



2022-2023 Auburn University at Montgomery Men's Basketball  
Overall Statistics (as of Jan 21, 2023)

Conference Games Only

Conf: 7-8   Home: 5-3   Away: 2-5   Neutral: 0-0

#	Player	GP-GS	MIN	AVG	FG		3PT		FT		Rebounds				PF	DQ	A	TO	BLK	STL	PTS	AVG
					FG-FGA	FG%	3FG-FGA	3FG%	FT-FTA	FT%	OFF	DEF	TOT	AVG								
03	Anderson, Travis	13-12	464	35.7	74-160	.463	41-89	.461	37-42	.881	11	29	40	3.1	18	0	56	34	1	22	226	17.4
04	Gaston, Jalen	15-10	486	32.4	72-171	.421	24-66	.364	37-47	.787	22	52	74	4.9	40	0	25	40	4	19	205	13.7
11	Graham, James	15-10	380	25.3	87-151	.576	4-12	.333	23-30	.767	29	86	115	7.7	47	2	17	28	40	15	201	13.4
22	Lanzi, Joseph	15-14	459	30.6	64-132	.485	22-49	.449	18-24	.750	18	41	59	3.9	46	1	29	31	1	19	168	11.2
01	Smith, Roderick	9-0	228	25.3	28-57	.491	0-1	.000	32-43	.744	17	32	49	5.4	24	1	5	29	7	6	88	9.8
02	Youngblood, Sam	15-13	473	31.5	49-129	.380	20-71	.282	8-10	.800	9	33	42	2.8	28	0	26	31	1	18	126	8.4
21	Croley, Gilbert	5-0	53	10.6	10-15	.667	2-4	.500	4-5	.800	0	7	7	1.4	6	0	6	2	0	1	26	5.2
00	Tucker, Deven	15-15	269	17.9	23-38	.605	0-0	.000	9-15	.600	22	35	57	3.8	38	0	6	12	7	4	55	3.7
20	Williams, Jelal	8-0	67	8.4	5-12	.417	0-0	.000	7-14	.500	5	13	18	2.3	10	1	2	7	8	3	17	2.1
25	Steward Jr., Eric	8-0	57	7.1	6-16	.375	2-8	.250	2-4	.500	2	6	8	1.0	5	0	1	5	0	3	16	2.0
15	Boozer, Zameron	10-0	53	5.3	5-10	.500	0-0	.000	2-3	.667	4	7	11	1.1	4	0	0	4	3	2	12	1.2
12	Ivic, Strahinja	7-1	33	4.7	1-11	.091	1-11	.091	0-0	.000	0	4	4	0.6	4	0	1	2	0	1	3	0.4
10	Hunter, Jaxon	2-0	3	1.5	0-0	.000	0-0	.000	0-0	.000	0	0	0	0.0	0	0	1	1	0	0	0	0.0
Total		15	3025	201.7	424-902	.470	116-311	.373	179-237	.755	163	374	537	35.8	270	5	175	235	72	113	1143	76.20
Opponents			3025	201.7	394-903	.436	111-334	.332	258-326	.791	163	339	502	33.5	230	3	182	204	27	95	1157	77.13

Team Statistics			UAM	OPP	Date	Opponent	W/L	Score	Att.
SCORING			1143	1157	11/19/22	at Alabama Huntsville	L	74-84	335
Points Per Game			76.2	77.1	11/26/22	WEST ALA.	L	51-81	131
Scoring Margin			-0.9	-	11/28/22	at Shorter	W	74-58	175
FIELD GOALS-ATT			424-902	394-903	12/02/22	DELTA ST.	W	74-66	228
Field Goal Pct			.470	.436	12/04/22	MISSISSIPPI COL.	W	79-74	258
3 POINT FG-ATT			116-311	111-334	12/09/22	at Lee	L	60-85	313
3PT FG Pct			.373	.332	12/11/22	WEST GA.	L	60-63	159
3PT Made Per Game			7.7	7.4	12/16/22	at Christian Brothers	W	77-74	219
FREE THROWS-ATT			179-237	258-326	12/18/22	at Union (TN)	L (OT)	87-92	150
FT Pct			.755	.791	12/31/22	VALDOSTA ST.	L	71-77	181
FT Made Per Game			11.9	17.2	01/02/23	WEST FLORIDA	W	98-75	160
REBOUNDS			537	502	01/07/23	at Montevallo	L	96-98	198
Rebounds Per Game			35.8	33.5	01/14/23	ALABAMA HUNTSVILLE	W	83-78	560
Rebounds Margin			2.3	-	01/18/23	at West Ala.	L	65-66	301
ASSISTS			175	182	01/21/23	SHORTER	W	94-86	410
Assists Per Game			11.7	12.1					
TURNOVERS			235	204					
Turnovers Per Game			15.7	13.6					
Turnovers Margin			-2.1	-					
Assist/Turnover Ratio			0.7	0.9					
STEALS			113	95					
Steals Per Game			7.5	6.3					
BLOCKS			72	27					
Blocks Per Game			4.8	1.8					
ATTENDANCE			2,087	1,691					
Dates-Avg Per Date			8-261	7-242					
Neutral Site #-Avg			-	0-0					

Score by Periods	1st	2nd	OT	Total
Auburn-Montgomery	524	613	6	1143
Opponents	556	590	11	1157