



# AUBURN UNIVERSITY AT MONTGOMERY BASKETBALL

2022-2023 AUM MEN'S BASKETBALL GAME NOTES | 35 POSTSEASON APPEARANCES | 12 NATIONAL TOURNAMENT APPEARANCES | 17 ALL-AMERICANS

### AUBURN MONTGOMERY

8-10  
OVERALL

6-8  
GSC

**NR/NR**  
NABC TOP 25 / D2SIDA TOP 25

**MICHAEL CHEANEY**  
HEAD COACH

166-195  
OVERALL

13th  
SEASON

VS

### SHORTER

3-15  
OVERALL

1-13  
GSC

**NR/NR**  
NABC TOP 25 / D2SIDA TOP 25

**WADE ANDERSON**  
HEAD COACH

20-125  
OVERALL

6th  
SEASON

## STARTING LINEUP: WARHAWKS, HAWKS CLASH IN GULF SOUTH CONFERENCE ACTION

### ➔ GAME INFORMATION:

**GM NO. 19:** Auburn Montgomery vs. Shorter | **Venue:** AUM Athletics Complex | **City:** Montgomery, Ala. | **Tipoff:** Jan. 21, 4 PM  
**TV:** Warhawk Sports Network | **Play-by-Play:** Cody Clark | **Live Stats:** AUMathletics.com | **Social Media:** @AUMWarhawksMBB

### ➔ WEST ALABAMA BUZZER-BEATER DEFEATS MEN'S BASKETBALL:

Travis Anderson nailed a contested three-pointer at the top of the key with less than five seconds left in regulation for Auburn University at Montgomery, but West Alabama answered on the other end with a three-point basket as time expired to steal a 66-65 win Wednesday night at Pruitt Hall. James Graham led the way for the Warhawks with 18 points and 11 rebounds to go along with five blocked shots. Anderson doled out a game-high eight assists and added 15 points, while Jalen Gaston went 7-for-11 from the floor to total 16 points on the night.


### ➔ CLEANING UP THE BOARDS:

The Warhawks are averaging 36.6 rebounds per game, which ranks second in the GSC, and James Graham leads the way with 7.8 rebounds per game. Graham ranked second in the GSC last season at 7.1 rebounds per game, and ranks third this season. Graham is coming off of three consecutive double-doubles, including a season-high 15 rebounds against Alabama Huntsville. He is averaging 17.7 points and 12.0 rebounds per game in his last three contests. Graham has six double-digit rebound games to go along with five double-doubles this season. Roderick Smith ranks second on the team averaging 6.2 rebounds, and Jalen Gaston ranks third on the team averaging 5.0 rebounds. Guard Travis Anderson ranks fourth on the squad in rebounding, clearing 3.6 boards per game.

### ➔ SCOUTING THE SHORTER HAWKS:

Shorter University comes into its conference tilt against the Warhawks 3-15 overall and 1-13 in GSC play. The Hawks beat the University of West Florida in Pensacola, Fla. in their GSC opener before falling to Valdosta State University. Ricky Knight Jr. leads the way in scoring for the Hawks at 11.5 points per game. Raphael Houssou is second on the team in scoring and is the only other Shorter player scoring double-figure points each night (11.2 points per game). Jaden Dunham leads the team in rebounding at 5.2 per game, but Shorter ranks second worst in the GSC with 30.7 rebounds per game as a team. Shorter also turns the ball over at the second-highest rate in the GSC (16.0), trailing only the Warhawks, who cough it up 16.7 times per game.

## PROBABLE STARTING LINEUP:



**DEVEN TUCKER**  
Sr. • F • 6-5 • 190



**SAM YOUNGBLOOD**  
So. • G • 6-4 • 195



**TRAVIS ANDERSON**  
Jr. • G • 6-0 • 175



**JALEN GASTON**  
Sr. • G • 6-2 • 175



**JOSEPH LANZI**  
Jr. • G • 6-5 • 195

## ▶ 2022-2023 SCHEDULE & RESULTS

<b>OVERALL RECORD:</b>	<b>8-10</b>
GSC:	6-8
NON-CONFERENCE:	2-2
HOME   AWAY   NEUTRAL:	5-3   3-5   0-2

### NOVEMBER (2-4)

3	Jacksonville State (Exhibition)	L, 101-93
11	vs. RV Rollins College*	L, 85-83
12	vs. Florida Tech*	L, 80-72
19	#24 University of Alabama Huntsville*	L, 84-74
22	Spring Hill College	W, 87-84
26	RV University of West Alabama*	L, 81-51
28	at Shorter University*	W, 74-58

### DECEMBER (4-4)

2	Delta State University*	W, 74-66
4	Mississippi College*	W, 79-74
9	at Lee University*	L, 85-60
11	University of West Georgia*	L, 63-60
16	at Christian Brothers University*	W, 77-74
18	at Union University*	L, 92-87 (OT)
29	at Georgia College	W, 67-64
31	Valdosta State University*	L, 77-71

### JANUARY (2-2)

2	University of West Florida*	W, 98-75
7	at University of Montevallo*	L, 98-96
14	University of Alabama Huntsville*	W, 83-78
18	at RV University of West Alabama*	L, 66-65
21	Shorter University*	4 PM
26	at Mississippi College*	7:30 PM
28	at Delta State University*	4 PM

### FEBRUARY (0-0)

1	at University of West Georgia*	6:30 PM
4	Lee University*	4 PM
9	Union University*	8 PM
11	Christian Brothers University*	4 PM
16	at University of West Florida*	7:30 PM
18	at Valdosta State University*	3 PM
25	University of Montevallo*	4 PM
28	GSC Tournament Super Tuesday	TBA

### MARCH-APRIL | POSTSEASON

4 & 5	GSC Final Four!	TBA
11-14	NCAA South Regional*	TBA
21-25	NCAA Elite Eight*	TBA
3-25	NCAA National Championship	TBA

\* - GSC Games | \* - South Region Tip-Off Challenge in Columbia, S.C.

1 - GSC Semifinals & Finals Played at Pete Hanna Center in Birmingham, Ala.

\*NCAA South Regional Games Played at Host Campus Site TBA | \* NCAA Elite Eight Games Played at TBA

ALL TIMES CENTRAL



## NEWS & NOTES:

### ➔ RETURNING WARHAWKS:

The Warhawks return 10 players from last season's squad that went 12-16 and 9-11 in the GSC. AUM finished in a tie for eighth place in the GSC standings last year but lost out on a playoff birth in a tiebreaker scenario. AUM's top returning scorer is James Graham, who ranked 22nd in the GSC last season averaging 12.5 points per game. He also ranked second in the league in rebounding at 7.7 rebounds per contest. AUM also returns the team's top three shot blockers from last season's squad that finished first in all of NCAA Division II in blocks (174) and blocks per game (6.2). Graham (2.1) ranked first in the GSC in blocks, Roderick Smith (1.6) finished second, and Jelal Williams (1.2) finished fifth in the league in the category. Deven Tucker, Sam Youngblood, Tysen Banks, Jaxon Hunter, Strahinja Ivic, Zameron Boozer, and Gilbert Croley also all return for the Warhawks.

### ➔ ANDERSON NAMED A TOP NEWCOMER TO WATCH IN GSC:

Auburn University at Montgomery guard Travis Anderson was named to the Gulf South Conference Newcomer Watch List in the preseason. Anderson, a junior from Atlanta, Ga., is a transfer from Charleston Southern University. He was a Big South All-Freshman team member in 2019-2020 after averaging 8.9 points per game and led all Big South bench players in scoring average. He played 45 games for the Buccaneers and played 16.7 minutes per night.

### ➔ GULF SOUTH CONFERENCE PRESEASON POLL:

AUM was picked to finish 10th in this season's preseason coaches' poll. Defending Gulf South Conference tournament champion the University of Alabama in Huntsville was picked to win the league. They were followed by tournament runner-up, Lee. Valdosta State was picked to finish third in the league, West Alabama (104) was picked fourth, and Union (103) was picked fifth.

### ➔ THE 800 WIN MILESTONE:

The Warhawks own a 800-618 record all-time as a program. AUM, who began competing as an NAIA institution in the 1975-76 season, started the school's transition to NCAA Division II in 2016-17 when they competed as an NCAA independent. The Warhawks began playing a GSC schedule in 2017-2018. AUM reached the 800-win mark with a 83-78 win over Alabama Huntsville on Jan. 14 at home.

### ➔ NEWCOMER SCORING INFUSION:

The Warhawks have relied heavily on an infusion of scoring by new players on the roster this season. Newcomers this season account for 53.1 percent of AUM's scoring, or 722 of 1,358 points. The team's leading scorer, at 16.4 points per contest, is point guard Travis Anderson. Jalen Gaston is second on the squad at 13.2 points per game. Transfer wing Joe Lanzi is fourth on the team in scoring at 11.7 points per contest for the Warhawks.

### ➔ MONTGOMERY BLOCK PARTY:

AUM blocked 13 shot attempts against the University of West Alabama earlier this season, setting a new school record along the way. The previous record had been 11 blocks in a game, which the Warhawks did twice (in 2021 against Southeastern Baptist, and in 1997 against LaGrange). For the season, the Warhawks have blocked 28 shots as a team in five games, averaging 5.6 blocks per game. That number ranks first in the Gulf South Conference. James Graham leads the team and the league this season with 16 blocks (3.2 per game). AUM's top three shot blockers from last season are still on the roster, as Graham averaged 2.1 blocks to rank first in the league. The Warhawks totaled 174 blocks, or 6.2 per game. Roderick Smith (1.6) finished second in the GSC last season, and Jelal Williams (1.2) finished fifth.

### ➔ ANDERSON LEADING IN THE SCORING COLUMN:

Newcomer Travis Anderson leads the way for the AUM offense at 16.4 points per game. Anderson, currently ranked eighth in the Gulf South Conference in scoring, has posted double-figures 12 times this year, including in six straight games. He scored a season-high 32 points against Mississippi College, and has scored 23 points or more five times this season. Anderson is also tied for fifth in the GSC in assists at 3.7 per game. Anderson posted a season-best 10 assists for AUM in a 23-point win over West Florida. Anderson is averaging 16.4 points, 3.6 rebounds, 3.7 assists, and 1.4 steals in 36.8 minutes per game season.


➔ **GSC LEADERS:** Newcomer guard Joseph Lanzi is second in the GSC in three-point percentage at 47.7 percent (31-for-65). James Graham leads the GSC in blocks with 49, averaging 2.7 blocks per game, and is third in rebounding at 7.8 rebounds per game. Travis Anderson ranks second in minutes played (36.8), eighth in scoring (16.4), is tied for fifth in assists (3.7), and ranks sixth in three-point shots made (45). The Warhawks rank tops in the league in blocked shots per contest (4.9), but also rank league-worst in the turnovers column with 16.7 per game.

### ➔ THE MICHAEL CHEANEY FILE:

The Warhawks' head men's basketball coach, Michael Cheaney, enters his 9th season at the helm of Auburn Montgomery and 13th overall as a collegiate head coach. Cheaney, a coaching veteran with more than 20 years of experience at the NCAA Division I, II, III and NAIA levels, took over the helm of AUM after spending four seasons as head coach at Voorhees College in Denmark, S.C.

Last season, AUM posted a record of 12-16 in 2021-22, highlighted by senior guard Isaiah Hart being named to the All-GSC second team. Hart finished third in the conference in points per game (18.2) and led the GSC with 114 assists. Senior guard Jeremiah Bozeman was named to the GSC All-Academic Team and the CoSIDA Academic All-District Team for his efforts both on the court and in the classroom. The Warhawks led all of NCAA Division II with 174 total blocked shots and 6.2 blocks per game. Junior forward James Graham led the GSC with 58 blocks while Roderick Smith ranked second with 42 and Jelal Williams ranked fifth with 30. Hart took home GSC player of the week honors twice over the course of the season while Bozeman and Graham were also named conference player of the week in 2021-22.

Prior to joining the coaching ranks, Cheaney was a standout student-athlete at Kentucky Wesleyan University. During his playing career, Cheaney earned the Senior Award as the Panthers' outstanding athlete and set the school record for field goal percentage, which he still owns today. He was also named the team's Most Improved Player. He still owns that Cheaney earned his bachelor's degree in criminal justice from Kentucky Wesleyan in 1996. He went on to earn a master's in sports management from Indiana State University.



## ▶ HOW THEY COMPARE



### TALE OF THE TEAMS CATEGORY



	TALE OF THE TEAMS CATEGORY	
75.4	POINTS PER GAME	62.1
46.1	FIELD GOAL PERCENTAGE	43.2
37.7	3-PT FIELD GOAL PERCENTAGE	33.3
76.3	FREE THROW PERCENTAGE	68.2
36.6	REBOUNDS PER GAME	30.7
10.9	ASSISTS PER GAME	12.5
16.7	TURNOVERS PER GAME	16.0
-2.6	TURNOVER MARGIN	-5.0
0.7	ASSIST-TURNOVER RATIO	0.8
14.9	POINTS OFF TURNOVERS	10.6
7.3	STEALS PER GAME	5.6
4.9	BLOCKS PER GAME	2.2

## ▶ ALL-TIME SERIES HISTORY

DATE	SCORE	H/A/N
11.18.1977	W, 73-64	H
1.22.2000	W, 81-62	H
2.26.2000	W, 85-79	A
1.20.2001	L, 93-86	A
2.17.2001	W, 87-73	H
1.24.2002	W, 72-66	H
2.21.2002	W, 66-47	A
1.30.2003	W, 98-94 (OT)	A
2.24.2003	W, 73-71	H
1.17.2004	L, 81-59	A
2.19.2004	W, 88-62	H
2.12.2005	W, 72-61	A
2.19.2005	W, 93-76	H
11.19.2005	W, 84-74	H
1.21.2006	W, 72-59	A
1.13.2007	W, 77-76 (OT)	H
2.24.2007	W, 71-58	A
12.1.2007	W, 72-56	H
2.2.2008	W, 61-54	A
11.22.2008	L, 77-61	A
1.31.2009	W, 77-52	H
1.11.2010	W, 58-52	H
2.4.2010	W, 79-72 (OT)	A
3.4.2010	W, 62-59	H
11.19.2011	L, 65-49	A
12.2.2017	W, 66-61	A
1.12.2019	W, 87-69	A
2.23.2019	W, 79-63	H
1.12.2020	W, 99-90	H
2.13.2020	W, 99-91	A
2.9.2021	L, 66-61	A
2.22.2022	W, 79-75	A
11.28.2022	W, 74-58	H

Overall Series Record: AUM leads 28-5

Series Streak: AUM W2

AUM Home Record: 15-0

AUM Road Record: 13-5


AUM Neutral Site Record: 0-0

AUM OT Record: 3-0



# AUBURN UNIVERSITY AT MONTGOMERY MEN'S BASKETBALL GAME NOTES


35 POSTSEASON APPEARANCES | 12 NATIONAL TOURNAMENT APPEARANCES | 17 ALL-AMERICANS



**0**  
**DEVEN TUCKER**  
Sr. • F • 6-5 • 190



**1**  
**RODERICK SMITH**  
Sr. • F • 6-8 • 240



**2**  
**SAM YOUNGBLOOD**  
So. • G • 6-4 • 195



**3**  
**TRAVIS ANDERSON**  
Jr. • G • 6-0 • 175



**4**  
**JALEN GASTON**  
Sr. • G • 6-2 • 175



**5**  
**TYSEN BANKS**  
Jr. • G • 6-0 • 185



**10**  
**JAXSON HUNTER**  
Sr. • G • 6-2 • 220



**11**  
**JAMES GRAHAM**  
Sr. • F • 6-7 • 225



**12**  
**STRAHINJA IVIC**  
Sr. • F • 6-7 • 215



**14**  
**JAUQUAN TYUS**  
Jr. • F • 6-6 • 225



**15**  
**ZAMERON BOOZER**  
Jr. • F • 6-8 • 240




**20**  
**JELAL WILLIAMS**  
R-Jr. • F • 6-9 • 185



**21**  
**GILBERT CROLEY**  
So. • G • 6-3 • 170



**22**  
**JOSEPH LANZI**  
Jr. • G • 6-5 • 195




**25**  
**ERIC STEWARD JR.**  
Fr. • G • 6-2 • 185



**HC**  
**MICHAEL CHEANEY**  
Head Coach



**AC**  
**BAILEY MCEWEN**  
Assistant Coach



**AT**  
**BRIELLE RINGLE**  
Athletic Training

## QUICK FACTS • INFORMATION

Location	Montgomery, Ala., 36124
Founded	1967
Enrollment	5,211
Nickname	Warhawks
Colors	Orange and Black
National Affiliation	NCAA Division II
Conference	Gulf South Conference
President	Dr. Carl Stockton
Athletic Director	Erik Maas
Senior Women's Administrator	Amber Rae Childers
FAR:	John Aho
Stadium (Capacity)	AUM Athletics Complex (2,650)

## COACHING STAFF

Head Coach	Michael Cheaney
Alma Mater/Yr	Kentucky Wesleyan/1996
Record at AUM/Yrs	94-140/9th
Overall Record/Yrs	166-195/13th
Assistant Coach	Bailey McEwen/4th
Alma Mater/Yr	Southern Indiana/2017

## TEAM INFORMATION

2021-22 Record	12-16
Gulf South Conference Record	9-11
Regular Season	Tied for 8th
GSC Tournament	N/A
Final 2021-22 National Ranking	NR
Starters Returning/Lost (2021-22)	3/2
Letterwinners Returning/Lost (2021-22)	10/3

## BASKETBALL HISTORY

First Year of Basketball	1975
All-time Record:	800-618
All-time GSC Record:	37-74
NCAA Appearances/Record	N/A
Last Appearance	N/A
Place:	N/A
Result:	N/A
Location:	N/A

## EXTERNAL RELATIONS | ATHLETIC COMMUNICATIONS

The Auburn University at Montgomery **Sports Information Office** provides public relations to members of the media. Game day services include statistics, photography (when available), video clips (when available), and post-game access to coaches and student-athletes. The Sports Information office is located on the first floor of the AUM Athletics Complex in office suite 104.

**Primary Contact** ..... **Cody Clark**

E-Mail: cclark26@aum.edu | Cell: (843) 610-6007

**Secondary Contact** ..... **Mark Gilliam**

E-Mail: mgilliam@aum.edu | Cell: (205) 399-3114

## 2022-2023 AUBURN UNIVERSITY AT MONTGOMERY NUMERICAL ROSTER

#	NAME	POS	HT	WT	CLASS	HOMETOWN / PREVIOUS SCHOOL
0	Deven Tucker	F	6-5	190	Sr.	Birmingham, Ala. / Helena HS
1	Roderick Smith	F	6-8	240	Sr.	Cyrstal Springs, Miss. / Western Illinois
2	Sam Youngblood	G	6-4	195	So.	McCalla, Ala. / McAdory HS
3	Travis Anderson	G	6-0	175	Jr.	Atlanta, Ga. / Charleston Southern
4	Jalen Gaston	G	6-2	175	Sr.	Montgomery, Ala. / Enterprise State CC
5	Tyson Banks	G	6-0	185	Jr.	Memphis, Tenn. / Kilgore College
10	Jaxson Hunter	G	6-2	220	Sr.	Trussville, Ala. / Hewitt-Trussville HS
11	James Graham	F	6-7	225	Sr.	Maywood, Ill. / Cuyahoga CC
12	Strahinja Ivic	F	6-7	215	Sr.	Belgrade, Serbia / Garrett College
14	JaQuan Tyus	F/C	6-6	225	Jr.	Memphis, Tenn. / Shawnee CC
15	Zameron Boozer	F/C	6-8	240	So.	Lanett, Ala. / Jacksonville Univ.
20	Jelal Williams	F	6-9	185	R-Jr.	Dallas, Ga. / UNC Pembroke
21	Gilbert Croley	G	6-3	170	So.	Atlanta, Ga. / East Coweta HS
22	Jospeh Lanzi	G	6-5	195	Jr.	Chelseas, Ala. / Univ. of Charleston
25	Eric Steward Jr.	G	6-2	185	Fr.	Memphis, Tenn. / Douglass HS

**Head Coach:** Michael Cheaney (13th season - 9th at AUM)

**Assistant Coach:** Bailey McEwen (4th)

**Athletic Training:** Brielle Ringle (4th)

**Sports Information:** Cody Clark (3rd - 1st at AUM)





## GULF SOUTH CONFERENCE STANDINGS

SCHOOL	CONF	CPCT.	OVERALL	PCT.	HOME	AWAY	NEUTRAL	STREAK
LEE	11-3	.786	12-3	.800	8-0	4-3	0-0	W2
WEST GEORGIA	11-3	.786	12-4	.750	7-1	5-3	0-0	W5
WEST ALABAMA	10-4	.714	14-4	.778	9-3	5-1	0-0	W1
ALABAMA HUNTSVILLE	10-4	.714	15-5	.750	10-0	4-4	1-1	W1
UNION	10-5	.667	11-8	.579	6-3	4-5	1-0	L1
VALDOSTA STATE	9-6	.600	13-8	.619	7-3	4-3	2-2	L2
MISSISSIPPI COLLEGE	7-8	.467	11-8	.579	6-3	3-5	2-0	W1
<b>AUBURN MONTGOMERY</b>	<b>6-8</b>	<b>.429</b>	<b>8-10</b>	<b>.444</b>	<b>5-3</b>	<b>3-5</b>	<b>0-2</b>	<b>L1</b>
MONTEVALLO	6-9	.400	8-11	.421	5-4	2-6	1-1	L2
WEST FLORIDA	5-10	.333	9-10	.474	6-5	3-5	0-0	W2
DELTA STATE	5-10	.333	6-12	.333	3-6	3-6	0-0	L1
CHRISTIAN BROTHERS	3-11	.214	3-14	.176	3-6	0-8	0-0	L2
SHORTER	1-13	.071	3-15	.167	2-7	1-6	0-2	L12

## GULF SOUTH CONFERENCE WEEKLY HONORS

### PLAYER OF THE WEEK

Nov. 8	Chaney Johnson, Alabama Huntsville
Nov. 15	Chaney Johnson, Alabama Huntsville
Nov. 22	Chaney Johnson, Alabama Huntsville
Nov. 29	Braxton Bertollette, UM
<b>Dec. 6</b>	<b>Travis Anderson, AUM</b>
Dec. 13	Tradavis Thompson, Mississippi College
Dec. 20	Tylandrius Parks, UU
Jan. 3	Braxton Bertollette, UM
Jan. 10	Boe Nguidjol, UU
Jan. 17	Maalik Cartwright, DSU
Jan. 24	
Jan. 31	
Feb. 4	
Feb. 14	
Feb. 21	
Feb. 27	

### FRESHMAN OF THE WEEK

Nov. 8	N/A
Nov. 15	MJ Jones, Montevallo
Nov. 22	MJ Jones, Montevallo
Nov. 29	MJ Jones, Montevallo
Dec. 6	MJ Jones, Montevallo
Dec. 13	Ivan Prug, Union
Dec. 20	Tyler Moore, UM
Jan. 3	Tyler Moore, UM
Jan. 10	Tyler Moore, UM
Jan. 17	Caleb Allen, DSU
Jan. 24	
Jan. 31	
Feb. 4	
Feb. 14	
Feb. 21	
Feb. 27	



## NATIONAL ASSOCIATION OF BASKETBALL COACHES TOP 25 POLL | JAN. 2, 2022

RNK	SCHOOL	RECORD	POINTS	PREV
1	INDIANA ( PA.) (12)	15-0	396	1
2	NOVA SOUTHEASTERN (3)	16-0	385	2
3	LINCOLN MEMORIAL	17-1	353	5
4	CENTRAL OKLAHOMA	17-1	348	7
5	COLORADO SCHOOL OF MINES	16-1	341	6
6	AUGUSTA	15-1	310	9
7	HILLSDALE, MICH.	16-1	294	10
8	BLACK HILLS STATE	14-1	291	3
9	NORTHWEST MISSOURI STATE	15-2	268	4
10	UNC PEMBROKE	16-1	258	13
11	BENTLEY	14-1	249	14
12	FORT LEWIS	15-1	230	15
13	WEST VIRGINIA STATE	15-1	197	17
14	EAST STROUDSBURG	14-1	179	19
15	WEST LIBERTY	14-2	157	8
16	MISSOURI-ST. LOUIS	14-2	155	11
17	YOUNG HARRIS	14-1	132	22
18	INDIANAPOLIS	14-2	126	24
19	CAL STATE SAN BERNARDINO	12-2	111	12
20	POINT LOMA	16-3	92	25
21	DOMINICAN	15-2	78	16
22	MSU MOORHEAD	15-3	44	20
23	COLORADO MESA	14-3	38	NR
24	EMPORIA STATE	14-3	35	NR
25	NORTH GEORGIA	11-2	29	NR

### OTHERS RECEIVING VOTES:

ANGELO STATE 24, MERCYHURST 24, ST. THOMAS AQUINAS 21, NORTHERN MICHIGAN 9, PITTSBURGH-JOHNSTOWN 7, LEE 5, CLAFIN 3, NEW HAVEN 3, SOUTHERN NAZARENE 3, WEST ALABAMA 3, FLORIDA TECH 2.

### DROPPED OUT:

ST. THOMAS AQUINAS (18), CLAFIN (21), EMBRY-RIDDLE (23).



## WARHAWKS BY THE NUMBERS

**800**

wins that the AUM Warhawks men's basketball program has amassed since its debut season in 1975-1976. AUM has posted an all-time record of 800-618, which translates to a .564 winning percentage. AUM reached the 800-win mark as a program on Saturday, Jan., 14 in an 83-78 win over the University of Alabama in Huntsville.

**36.6**

rebounds per game that the Warhawks average this year. AUM ranks second in the GSC in per-game rebounding. They are also fourth in the league in offensive rebounding, averaging 11.2 offensive boards per game.

**13**

blocks AUM tallied on Nov. 26 against the University of West Alabama to set a new school record. The 13 blocks is also tied for 6th all-time in GSC history in a single game. The Warhawks got six blocks from James Graham to lead the way, while Jelal Williams registered three blocks. Deven Tucker, Sam Youngblood, Jalen Gaston, and Zameron Boozer each posted one block in the contest.

**4.9**

blocks per game AUM averages this season, which leads the GSS. The Warhawks rank second in the league in blocks this year (88). AUM is fresh off a campaign last season in which they led all of NCAA Division II in blocks with 6.2 blocks per game in 28 games played.





## GAME-BY-GAME TEAM COMPARISONS

Opponent	W/L	FGM-FGA	PCT.	3PM-3PA	PCT.	FTM-FTA	PCT.	OReb	DReb	TotReb	PF	AST	TO	BLK	STL	1stH	2ndH	OT	PTS
AUBURN MONTGOMERY	L	32-62	51.6%	11-22	50%	8-10	80%	11	22	33	18	15	20	4	9	40	43	-	83
Rollins College		32-61	52.5%	12-15	80%	9-13	69.2%	9	20	29	10	18	17	1	7	45	40	-	85
AUBURN MONTGOMERY	L	25-59	42.4%	5-18	27.8%	17-23	73.9%	17	27	44	16	6	18	6	1	31	41	-	72
Florida Tech		28-66	42.4%	10-25	40%	14-19	73.7%	12	21	33	16	14	8	3	12	42	38	-	80
AUBURN MONTGOMERY	L	26-66	39.4%	10-26	38.5%	12-18	66.7%	12	33	45	22	12	14	1	5	39	35	-	74
at #24 Alabama Huntsville		26-61	42.6%	9-38	23.7%	23-27	85.2%	5	33	38	17	13	7	2	7	38	46	-	84
Spring Hill College		28-59	47.5%	10-24	41.7%	18-19	94.7%	10	28	38	18	11	25	3	7	36	48	-	84
vs. AUBURN MONTGOMERY	W	34-77	44.2%	10-27	37%	9-11	81.8%	17	21	38	15	11	19	4	12	41	46	-	87
RV West Alabama		29-61	47.5%	1-10	10%	22-27	82%	17	24	41	22	10	17	0	5	44	37	-	81
vs. AUBURN MONTGOMERY	L	19-49	39%	2-11	18%	11-20	55%	8	15	23	22	7	21	13	10	18	33	-	51
AUBURN MONTGOMERY	W	29-63	46%	6-17	35.3%	10-12	83.3%	11	26	37	13	10	5	2	8	36	38	-	74
at Shorter		22-55	40%	7-22	31.8%	7-9	78%	6	21	27	12	13	13	4	0	28	30	-	58
Delta State		25-54	46.3%	10-29	34.5%	6-6	100%	8	19	27	10	10	14	1	6	35	31	-	66
vs. AUBURN MONTGOMERY	W	29-56	51.8%	12-22	54.5%	4-4	100%	8	21	29	10	8	11	1	7	38	36	-	74
Mississippi College		28-56	50%	0-10	0%	18-24	75%	9	19	28	20	12	13	0	3	39	35	-	74
vs. AUBURN MONTGOMERY	W	24-54	44.4%	6-21	28.6%	25-29	86.2%	13	22	35	18	4	14	2	5	35	44	-	79
AUBURN MONTGOMERY	L	23-65	35.4%	4-17	23.5%	10-11	91%	13	22	35	19	12	23	3	9	27	33	-	60
at Lee		30-62	48.4%	6-20	30%	19-23	82.6%	11	27	38	14	19	16	7	11	35	50	-	85
RV West Georgia		22-62	35.5%	5-20	25%	14-17	82.4%	10	22	32	11	4	10	1	9	37	26	-	63
vs. AUBURN MONTGOMERY	L	25-63	39.7%	4-19	21.1%	6-6	100%	16	31	47	14	7	20	7	3	27	33	-	60
AUBURN MONTGOMERY	W	24-49	49%	5-17	29.4%	24-29	82.8%	11	24	35	21	10	21	6	12	30	47	-	77
at Christian Brothers		25-54	46.3%	5-17	29.4%	19-24	79.2%	7	15	22	18	11	16	0	10	41	33	-	74
AUBURN MONTGOMERY	L	32-70	45.7%	9-24	37.5%	14-21	67%	8	28	36	29	14	15	2	9	36	45	6	87
at Union		24-56	42.9%	13-23	56.5%	31-43	72.1%	11	35	46	19	17	18	1	4	34	47	11	92
AUBURN MONTGOMERY	W	22-55	40%	6-16	37.5%	17-22	77.3%	9	34	43	15	2	17	3	7	32	35	-	67
at Georgia College		23-63	36.5%	9-27	33.3%	9-18	50%	10	27	37	16	15	13	2	5	32	32	-	64
Valdosta State		26-59	44.1%	4-17	23.5%	21-31	67.7%	11	26	37	17	8	15	3	10	35	42	-	77
vs. AUBURN MONTGOMERY	L	26-66	39.4%	6-23	26.1%	13-14	93%	15	27	42	24	9	19	5	5	35	36	-	71
West Florida		25-59	42.4%	5-15	33.3%	20-25	80%	13	11	24	14	10	12	0	4	37	38	-	75
vs. AUBURN MONTGOMERY	W	38-51	74.5%	14-22	63.6%	8-12	67%	3	23	26	19	21	17	10	9	41	57	-	98
AUBURN MONTGOMERY	L	35-63	55.6%	11-26	42.3%	15-24	62.5%	11	28	39	14	23	19	10	11	52	44	-	96
at Montevallo		35-74	47.3%	12-27	44.4%	16-19	84.2%	14	21	35	16	18	14	5	11	52	46	-	98
Alabama-Huntsville		27-65	41.5%	14-36	38.9%	10-11	90.9%	12	20	32	13	13	11	0	5	39	39	-	78
vs. AUBURN MONTGOMERY	W	32-65	49.2%	14-33	42.4%	5-6	83.3%	14	27	41	12	14	12	3	6	42	41	-	83
AUBURN MONTGOMERY	L	27-57	47.4%	7-16	43.8%	4-6	67%	9	22	31	19	12	15	6	4	19	46	-	65
at RV West Alabama		20-58	34.5%	6-20	30%	20-23	87%	17	21	38	8	10	14	1	5	19	47	-	66



## WARHAWKS POINTS-REBOUNDS-ASSISTS

	#0	#1	#2	#3	#4	#10	#11	#12	#15	#20	#21	#22	#25
OPPONENT	TUCKER	SMITH	YOUNGBLOOD	ANDERSON	GASTON	HUNTER	GRAHAM	IVIC	BOOZER	WILLIAMS	CROLEY	LANZI	STEWART JR.
vs. Rollins College	5-1-0	10-5-2	DNP	6-2-2	27-4-3	DNP	2-11-3	3-0-1	DNP	0-0-1	7-2-0	23-5-3	DNP
vs. Florida Tech	4-3-1	13-9-0	DNP	16-6-2	4-2-3	DNP	17-14-0	6-3-0	2-2-0	0-0-0	0-1-0	10-1-0	DNP
at #24 Ala. Huntsville*	0-3-1	8-2-0	8-3-2	18-8-2	16-10-4	DNP	11-7-1	3-3-0	0-0-0	1-2-0	0-2-0	9-2-2	0-0-0
Spring Hill	6-5-0	DNP	17-7-2	8-7-2	12-3-2	DNP	19-3-1	3-0-0	2-2-0	2-1-0	6-1-1	12-6-3	0-0-0
RV West Alabama	6-3-0	DNP	4-1-1	7-1-2	20-4-0	DNP	6-5-2	0-0-0	0-2-0	0-2-1	DNP	8-3-1	DNP
at Shorter*	2-6-0	DNP	6-4-1	26-2-0	10-8-2	DNP	19-7-1	DNP	DNP	DNP	5-0-1	6-5-1	DNP
Delta State*	4-5-0	4-3-0	16-5-3	14-3-2	19-4-1	DNP	12-3-1	DNP	0-0-0	DNP	DNP	5-3-1	DNP
Mississippi College*	4-3-0	8-5-0	0-4-0	32-6-2	17-6-1	DNP	14-5-0	DNP	0-0-0	DNP	0-0-0	4-3-1	DNP
at Lee*	2-3-0	13-8-0	10-3-2	2-3-6	15-4-3	0-0-0	6-7-0	DNP	0-0-0	0-1-0	5-1-1	2-1-0	5-1-0
West Georgia*	4-6-1	8-5-0	11-2-0	DNP	8-7-1	DNP	13-10-0	DNP	0-1-0	DNP	16-4-4	0-1-1	0-1-0
at Christian Brothers*	6-4-0	17-7-1	7-0-5	-	11-4-3	DNP	13-7-0	0-0-0	2-1-0	0-4-0	-	15-1-0	6-3-1
at Union (Tenn.)*	12-3-2	13-8-3	8-6-1	27-3-2	2-2-1	DNP	6-6-3	0-1-1	DNP	DNP	-	19-3-1	0-0-0
at Georgia College	4-0-0	5-7-0	7-1-0	17-3-0	7-11-2	DNP	12-7-0	0-0-0	DNP	DNP	-	15-5-0	DNP
Valdosta State*	4-9-0	8-9-0	5-3-0	10-2-5	16-6-1	DNP	10-3-1	0-0-0	DNP	DNP	-	18-4-2	DNP
West Florida*	2-0-0	-	14-3-2	18-0-10	10-1-2	0-0-1	20-9-3	0-0-0	4-4-0	6-4-0	-	24-2-3	0-0-0
at Montevallo*	4-1-1	-	7-2-2	23-7-6	14-8-3	DNP	17-10-4	0-0-0	6-2-0	8-4-1	-	17-4-6	DNP
Alabama Huntsville*	0-4-0	-	11-3-1	23-3-8	14-4-0	DNP	18-15-1	-	0-1-0	0-1-0	-	17-6-4	DNP
at RV West Alabama*	2-4-1	-	7-3-1	15-1-8	16-2-1	DNP	18-11-0	-	DNP	DNP	-	7-5-1	0-2-0
Shorter*													
at Mississippi College*													
at Delta State*													
at West Georgia*													
Lee*													
Union*													
Christian Brothers*													
at West Florida*													
at Valdosta State*													
Montevallo*													

## WARHAWKS GAME HIGHS

Opponent	Pts	Rebs	Asts	Stls	Blks
vs. Rollins College	Gaston (27)	Graham (11)	Three w/ 3	Lanzi (4)	Graham (3)
vs. Florida Tech	Graham (17)	Graham (14)	Gaston (3)	Graham (3)	Graham (1)
#24 Ala. Huntsville*	Anderson (18)	Gaston (10)	Gaston (4)	Two w/ 2	Graham (1)
Spring Hill*	Graham (19)	Two w/ 7	Lanzi (3)	Two w/ 3	Graham (3)
RV West Alabama*	Gaston (20)	Graham (5)	Two w/ 2	Gaston (3)	Graham (6)
at Shorter*	Anderson (26)	Lanzi (10)	Lanzi (5)	Anderson (3)	Two w/ 1
Delta State*	Gaston (19)	Two w/ 5	Youngblood (3)	Two w/ 2	Smith (1)
Mississippi College*	Anderson (32)	Two w/ 6	Anderson (2)	Gaston (2)	Graham (2)
at Lee*	Gaston (15)	Smith (8)	Anderson (6)	Anderson (3)	Three w/ 1
West Georgia*	Croley (16)	Graham (10)	Croley (4)	Three w/ 1	Graham (5)
at Christian Brothers*	Smith (17)	Two w/ 7	Youngblood (5)	Youngblood (3)	Graham (3)
at Union*	Anderson (27)	Smith (8)	Two w/ 3	Gaston (3)	Two w/ 1
at Georgia College*	Anderson (17)	Gaston (11)	Gaston (2)	Two w/ 2	Three w/ 1
Valdosta State*	Lanzi (18)	Two w/ 9	Anderson (5)	Lanzi (3)	Smith (3)
West Florida*	Lanzi (24)	Graham (9)	Anderson (10)	Three w/ 2	Graham (6)
at Montevallo*	Anderson (23)	Graham (10)	Two w/ 6	Lanzi (3)	Graham (5)
Ala. Huntsville*	Anderson (23)	Graham (15)	Anderson (8)	Youngblood (2)	Graham (3)
at RV West Alabama*	Graham (18)	Graham (11)	Anderson (8)	Four w/ 1	Graham (5)
Shorter*					
at Mississippi College*					
at Delta State*					
at West Georgia*					
Lee*					
Union*					
Christian Brothers*					
at West Florida*					
at Valdosta State*					
Montevallo*					

## WARHAWKS STARTING LINEUPS

Opponent	G	G	G	F	F
vs. Rollins College	Anderson	Gaston	Ivic	Graham	Smith
vs. Florida Tech	Anderson	Gaston	Ivic	Graham	Smith
#24 Ala. Huntsville*	Anderson	Gaston	Ivic	Graham	Tucker
Spring Hill*	Anderson	Gaston	Youngblood	Lanzi	Tucker
RV West Alabama*	Anderson	Gaston	Youngblood	Lanzi	Tucker
at Shorter*	Anderson	Gaston	Youngblood	Lanzi	Tucker
Delta State*	Anderson	Gaston	Youngblood	Lanzi	Tucker
Mississippi College*	Anderson	Gaston	Youngblood	Lanzi	Tucker
at Lee*	Anderson	Gaston	Youngblood	Lanzi	Tucker
West Georgia*	Gaston	Youngblood	Lanzi	Graham	Tucker
at Christian Brothers*	Gaston	Youngblood	Lanzi	Graham	Tucker
at Union*	Gaston	Youngblood	Lanzi	Graham	Tucker
at Georgia College*	Anderson	Gaston	Lanzi	Graham	Tucker
Valdosta State*	Anderson	Gaston	Lanzi	Graham	Tucker
West Florida*	Anderson	Youngblood	Lanzi	Graham	Tucker
at Montevallo*	Anderson	Youngblood	Lanzi	Graham	Tucker
Ala. Huntsville*	Anderson	Youngblood	Lanzi	Graham	Tucker
at RV West Alabama*	Anderson	Youngblood	Lanzi	Graham	Tucker
Shorter*					
at Mississippi College*					
at Delta State*					
at West Georgia*					
Lee*					
Union*					
Christian Brothers*					
at West Florida*					
at Valdosta State*					
Montevallo*					



## RECORD VERSUS ALL OPPONENTS

### GULF SOUTH CONFERENCE SCHOOLS:

Alabama Huntsville	20-22
Christian Brothers	4-3
Delta State	4-8
Lee (Tenn.)	10-17
Mississippi College	5-4
Montevallo (Ala.)	33-31
Shorter	28-5
Union (Tenn.)	2-10
Valdosta State	4-14
West Alabama	1-11
West Georgia	1-10
West Florida	10-12

### ALABAMA SCHOOLS:

Alabama Birmingham	0-1
Alabama State	8-27
Athens State (Ala.)	33-34
Birmingham Southern	20-34
Concordia (Ala.)	9-1
Faulkner	44-33
Huntingdon	11-5
Jacksonville State	2-8
Miles (Ala.)	3-1
Mobile (Ala.)	20-14
Samford	0-3
Selma	28-3
South Alabama	0-2
Spring Hill	27-22
Stillman College	6-0
Talladega	51-8
Troy	4-7
Tuskegee	11-4

### OTHER OPPONENTS:

Albany State	0-2
Allen	1-0
Anderson	2-0
Arkansas-Monticello	0-1
Armstrong Atlantic State	0-1
Azusa Pacific	0-2
Baptist Christian	1-0
Barber-Scotia	1-1
Belhaven	9-12
Benedict College	0-1
Berry	8-5
Bethel (Tenn.)	1-1
Blue Mountain	3-0
Brevard	1-0
Brewton-Parker	30-6
Campbellsville	1-0
Carson Newman	0-1
Cedarville	1-0
Christian Heritage	1-0
Clafflin	3-3
Clark-Atlanta	0-2
Coastal Georgia	5-2
College of Charleston	3-2
Columbus State	3-2

Crichton	0-1
Cumberland	9-8
Dalton State	2-4
Daniel Payne	4-0
DeVry Institute	1-0
Dillard	22-9
Earl Paulk	3-0
Edward Waters	1-0
Embry-Riddle	2-2
Emmanuel	20-12
Eureka	1-0
Findlay	0-1
Flagler	0-1
Florida International	1-0
Florida Memorial	2-0
Florida Southern	1-0
Florida Tech	3-0
Fort Hays State	1-0
Fort Valley State	1-0
Francis Marion	0-1
Freed-Hardeman	0-4
Georgia College	1-2
Georgia Southwestern	16-20
Georgetown (Ky.)	0-1
Grace	1-0
Grand Canyon	0-1
Hastings	0-1
Hawaii Pacific	1-0
High Point	1-0
Indiana State	1-0
Jarvis Christian	1-0
Johnson C. Smith	2-0
Kansas State	0-1
Kearney State	0-1
Kennesaw State	1-0
Kentucky State	0-1
Kentucky Wesleyan	2-1
LaGrange	21-6
Lambuth	1-2
Lander	1-0
Lees-McRae	1-0
Life	1-15
Limestone	3-0
Lipscomb	0-1
Loyola-New Orleans	4-6
LSU-Shreveport	1-1
Martin Methodist	1-8
Middle Georgia State	3-4
Mohawk	1-0
Morris Brown	1-1
North Alabama	4-5
North Georgia	13-8
Oakwood	2-1
Oklahoma	0-1
Oklahoma Baptist	0-3
Oklahoma City	0-1
Paine	1-0
Patton	1-0

Paul Quinn	1-0
Pensacola Christian	1-0
Phillips	1-0
Piedmont	1-1
Pikeville	1-0
Point	2-2
Prairie View A&M	1-0
Puerto Rico-Mayaguez	1-0
Quincy	0-1
Reinhardt	15-5
Robert Morris-Chicago	0-1
Rollins College	0-3
South Carolina	0-1
Southeastern Baptist	1-0
South Carolina-Aiken	1-1
South Carolina-Spartanburg	0-1
Southern-Baton Rouge	0-1
Southern-New Orleans	14-3
Southern Benedictine	7-2
Southern Poly	14-21
Southern Wesleyan	23-8
St. Augustine's	0-1
St. Joseph's	1-0
St. Leo	1-1
St. Rose	1-0
St. Thomas Aquinas	0-1
Taylor (Ind.)	0-1
Tampa	1-0
Tennessee Temple	1-0
Tennessee Wesleyan	2-0
Texas College	4-1
Texas Tech	0-1
Thomas	3-1
Tiffin	1-0
Tougaloo	1-0
Trevecca Nazarene	4-2
Truett-McConnell	2-0
Tulane	0-1
Tusculum	1-0
University of the South	1-0
Voorhees	4-1
Washburn	0-1
Webber International	1-0
West Virginia Wesleyan	0-1
Westminster	0-1
Westmont	0-1
William Carey	27-15
William Jewell	2-0
Wisconsin-Eau Claire	1-0
Xavier (La.)	15-6
Young Harris	0-2

2022-2023 Auburn University at Montgomery Men's Basketball  
Overall Statistics (as of Jan 18, 2023)

Overall Record: 8-10    Conf: 6-8    Home: 5-3    Away: 3-5    Neutral: 0-2

#	Player	GP-GS	MIN	AVG	FG		3PT		FT		Rebounds				PF	DQ	A	TO	BLK	STL	PTS	AVG
					FG-FGA	FG%	3FG-FGA	3FG%	FT-FTA	FT%	OFF	DEF	TOT	AVG								
03	Anderson, Travis	16-15	588	36.8	84-196	.429	45-107	.421	49-58	.845	17	40	57	3.6	22	0	59	50	2	23	262	16.4
04	Gaston, Jalen	18-14	583	32.4	84-212	.396	27-76	.355	43-52	.827	27	63	90	5.0	51	0	33	38	6	23	238	13.2
11	Graham, James	18-12	428	23.8	99-179	.553	7-17	.412	28-36	.778	40	100	140	7.8	51	2	21	41	49	15	233	12.9
22	Lanzi, Joseph	18-15	544	30.2	80-159	.503	31-65	.477	20-27	.741	21	44	65	3.6	53	1	34	40	1	24	211	11.7
01	Smith, Roderick	11-2	305	27.7	35-73	.479	0-2	.000	37-50	.740	21	47	68	6.2	28	1	6	35	7	7	107	9.7
02	Youngblood, Sam	17-13	509	29.9	54-147	.367	23-81	.284	7-8	.875	10	41	51	3.0	29	0	23	32	1	19	138	8.1
21	Croley, Gilbert	8-0	81	10.1	15-23	.652	3-7	.429	6-10	.600	2	9	11	1.4	10	0	7	12	0	5	39	4.9
00	Tucker, Deven	18-16	314	17.4	31-47	.660	0-0	.000	9-14	.643	27	37	64	3.6	41	0	7	16	8	4	71	3.9
20	Williams, Jelal	10-0	84	8.4	5-12	.417	0-0	.000	7-14	.500	6	13	19	1.9	13	1	3	10	9	3	17	1.7
12	Ivic, Strahinja	11-3	84	7.6	5-18	.278	5-17	.294	0-0	.000	0	7	7	0.6	12	0	2	3	2	2	15	1.4
25	Steward Jr., Eric	8-0	42	5.3	4-13	.308	1-5	.200	2-4	.500	1	6	7	0.9	6	0	1	5	0	3	11	1.4
15	Boozer, Zameron	12-0	61	5.1	6-11	.545	0-0	.000	4-5	.800	6	9	15	1.3	4	0	0	5	3	4	16	1.3
10	Hunter, Jaxon	2-0	3	1.5	0-0	.000	0-0	.000	0-0	.000	0	0	0	0.0	0	0	1	1	0	0	0	0.0
Total		18	3626	201.4	502-1090	.461	142-377	.377	212-278	.763	206	453	659	36.6	320	5	197	300	88	132	1358	75.44
Opponents			3625	201.4	475-1085	.438	138-395	.349	296-378	.783	192	410	602	33.4	271	5	226	253	34	121	1384	76.89

Team Statistics	UAM	OPP	Conf	Date	Opponent	W/L	Score	Att.
SCORING	1358	1384		11/11/22	vs Rollins	L	83-85	75
Points Per Game	75.4	76.9		11/12/22	vs Florida Tech	L	72-80	89
Scoring Margin	-1.5	-	*	11/19/22	at Alabama Huntsville	L	74-84	335
FIELD GOALS-ATT	502-1090	475-1085		11/22/22	SPRING HILL	W	87-84	204
Field Goal Pct	.461	.438	*	11/26/22	WEST ALA.	L	51-81	131
3 POINT FG-ATT	142-377	138-395	*	11/28/22	at Shorter	W	74-58	175
3PT FG Pct	.377	.349	*	12/02/22	DELTA ST.	W	74-66	228
3PT Made Per Game	7.9	7.7	*	12/04/22	MISSISSIPPI COL.	W	79-74	258
FREE THROWS-ATT	212-278	296-378	*	12/09/22	at Lee	L	60-85	313
FT Pct	.763	.783	*	12/11/22	WEST GA.	L	60-63	159
FT Made Per Game	11.8	16.4	*	12/16/22	at Christian Brothers	W	77-74	219
REBOUNDS	659	602	*	12/18/22	at Union (TN)	L (OT)	87-92	150
Rebounds Per Game	36.6	33.4		12/29/22	at Georgia College	W	67-64	167
Rebounds Margin	3.2	-	*	12/31/22	VALDOSTA ST.	L	71-77	181
ASSISTS	197	226	*	01/02/23	WEST FLORIDA	W	98-75	160
Assists Per Game	10.9	12.6	*	01/07/23	at Montevallo	L	96-98	198
TURNOVERS	300	253	*	01/14/23	ALABAMA HUNTSVILLE	W	83-78	560
Turnovers Per Game	16.7	14.1	*	01/18/23	at West Ala.	L	65-66	301
Turnovers Margin	-2.6	-	* = Conference game					
Assist/Turnover Ratio	0.7	0.9						
STEALS	132	121						
Steals Per Game	7.3	6.7						
BLOCKS	88	34						
Blocks Per Game	4.9	1.9						
ATTENDANCE	1,881	1,858						
Dates/Avg Per Date	8-235	8-232						
Neutral Site #/Avg	-	2-82						

Score by Periods	1st	2nd	OT	Total
Auburn-Montgomery	619	733	6	1358
Opponents	668	705	11	1384



2022-2023 Auburn University at Montgomery Men's Basketball  
Overall Statistics (as of Jan 18, 2023)

Conference Games Only

Conf: 6-8    Home: 4-3    Away: 2-5    Neutral: 0-0

#	Player				FG		3PT		FT		Rebounds											
		GP-GS	MIN	AVG	FG-FGA	FG%	3FG-FGA	3FG%	FT-FTA	FT%	OFF	DEF	TOT	AVG	PF	DQ	A	TO	BLK	STL	PTS	AVG
03	Anderson, Travis	12-11	447	37.3	70-152	.461	40-87	.460	35-40	.875	11	28	39	3.3	18	0	53	31	1	21	215	17.9
04	Gaston, Jalen	14-10	453	32.4	66-161	.410	22-61	.361	34-42	.810	22	48	70	5.0	39	0	23	36	4	18	188	13.4
11	Graham, James	14-9	347	24.8	78-138	.565	4-12	.333	23-29	.793	26	79	105	7.5	43	2	17	28	39	13	183	13.1
22	Lanzi, Joseph	14-13	419	29.9	59-121	.488	21-45	.467	12-17	.706	15	33	48	3.4	45	1	28	30	1	17	151	10.8
01	Smith, Roderick	8-0	209	26.1	25-52	.481	0-1	.000	29-39	.744	16	31	47	5.9	21	1	4	29	7	6	79	9.9
02	Youngblood, Sam	14-12	449	32.1	45-121	.372	19-68	.279	5-6	.833	9	33	42	3.0	26	0	21	30	1	16	114	8.1
21	Croley, Gilbert	5-0	53	10.6	10-15	.667	2-4	.500	4-5	.800	0	7	7	1.4	6	0	6	2	0	1	26	5.2
00	Tucker, Deven	14-14	257	18.4	22-34	.647	0-0	.000	8-13	.615	21	33	54	3.9	36	0	6	12	7	3	52	3.7
20	Williams, Jelal	7-0	64	9.1	4-11	.364	0-0	.000	7-14	.500	5	13	18	2.6	9	1	2	7	8	3	15	2.1
25	Steward Jr., Eric	7-0	38	5.4	4-11	.364	1-5	.200	2-4	.500	1	6	7	1.0	5	0	1	5	0	2	11	1.6
15	Boozer, Zameron	10-0	53	5.3	5-10	.500	0-0	.000	2-3	.667	4	7	11	1.1	4	0	0	4	3	2	12	1.2
12	Ivic, Strahinja	7-1	33	4.7	1-11	.091	1-11	.091	0-0	.000	0	4	4	0.6	4	0	1	2	0	1	3	0.4
10	Hunter, Jaxon	2-0	3	1.5	0-0	.000	0-0	.000	0-0	.000	0	0	0	0.0	0	0	1	1	0	0	0	0.0
Total		14	2825	201.8	389-837	.465	110-294	.374	161-212	.759	152	349	501	35.8	256	5	163	226	71	103	1049	74.93
Opponents			2825	201.8	364-836	.435	97-304	.319	246-309	.796	151	314	465	33.2	211	3	168	190	25	90	1071	76.50

Team Statistics			UAM	OPP	Date	Opponent	W/L	Score	Att.
SCORING			1049	1071	11/19/22	at Alabama Huntsville	L	74-84	335
Points Per Game			74.9	76.5	11/26/22	WEST ALA.	L	51-81	131
Scoring Margin			-1.6	-	11/28/22	at Shorter	W	74-58	175
FIELD GOALS-ATT			389-837	364-836	12/02/22	DELTA ST.	W	74-66	228
Field Goal Pct			.465	.435	12/04/22	MISSISSIPPI COL.	W	79-74	258
3 POINT FG-ATT			110-294	97-304	12/09/22	at Lee	L	60-85	313
3PT FG Pct			.374	.319	12/11/22	WEST GA.	L	60-63	159
3PT Made Per Game			7.9	6.9	12/16/22	at Christian Brothers	W	77-74	219
FREE THROWS-ATT			161-212	246-309	12/18/22	at Union (TN)	L (OT)	87-92	150
FT Pct			.759	.796	12/31/22	VALDOSTA ST.	L	71-77	181
FT Made Per Game			11.5	17.6	01/02/23	WEST FLORIDA	W	98-75	160
REBOUNDS			501	465	01/07/23	at Montevallo	L	96-98	198
Rebounds Per Game			35.8	33.2	01/14/23	ALABAMA HUNTSVILLE	W	83-78	560
Rebounds Margin			2.6	-	01/18/23	at West Ala.	L	65-66	301
ASSISTS			163	168					
Assists Per Game			11.6	12.0					
TURNOVERS			226	190					
Turnovers Per Game			16.1	13.6					
Turnovers Margin			-2.5	-					
Assist/Turnover Ratio			0.7	0.9					
STEALS			103	90					
Steals Per Game			7.4	6.4					
BLOCKS			71	25					
Blocks Per Game			5.1	1.8					
ATTENDANCE			1,677	1,691					
Dates-Avg Per Date			7-240	7-242					
Neutral Site #-Avg			-	0-0					

Score by Periods	1st	2nd	OT	Total
Auburn-Montgomery	475	568	6	1049
Opponents	513	547	11	1071