



# AUBURN UNIVERSITY AT MONTGOMERY BASKETBALL

2022-2023 AUM MEN'S BASKETBALL GAME NOTES | 35 POSTSEASON APPEARANCES | 12 NATIONAL TOURNAMENT APPEARANCES | 17 ALL-AMERICANS

### AUBURN MONTGOMERY

8-9  
OVERALL

6-7  
GSC

NR/NR  
NABC TOP 25 / D2SIDA TOP 25

MICHAEL CHEANEY  
HEAD COACH

166-194  
OVERALL

13th  
SEASON

AT

### WEST ALABAMA

13-4  
OVERALL

9-4  
GSC

RV/NR  
NABC TOP 25 / D2SIDA TOP 25

NICK WOODRUFF  
HEAD COACH

45-17  
OVERALL

3rd  
SEASON

## STARTING LINEUP: WARHAWKS VISIT TIGERS FOR MIDWEEK TUSSLE

### ➔ GAME INFORMATION:

**GM NO. 18:** Auburn Montgomery at RV West Alabama | **Venue:** Pruitt Hall | **City:** Livingston, Ala. | **Tipoff:** Jan. 18, 7 PM

**TV:** UWA Sports Network | **Live Stats:** UWA Athletics.com | **Social Media:** @AUMWarhawksMBB

### ➔ FIVE IN DOUBLE FIGURES KEY HOME WIN OVER ALABAMA HUNTSVILLE:

Point guard Travis Anderson scored 23 points, five AUM players scored in double-figures, and the Auburn University at Montgomery men's basketball team edged the University of Alabama in Huntsville 83-78 to pick up a key home win. Anderson scored 23 points, dished out eight assists, and collected three rebounds. He also hit six three-pointers. James Graham added 18 points and 15 rebounds, Joseph Lanzi posted 17 points, Jalen Gaston registered 14 points, and Sam Youngblood added 11 points for AUM.


### ➔ CLEANING UP THE BOARDS:

The Warhawks are averaging 36.9 rebounds per game, which ranks second in the GSC, and James Graham leads the way with 7.6 rebounds per game. Graham ranked second in the GSC last season at 7.1 rebounds per game, and ranks fourth this season. Graham is coming off of back-to-back double-doubles, including a season-high 15 rebounds against Alabama Huntsville. He is averaging 17.5 points and 12.5 rebounds per game in his last two games. Graham has five double-digit rebound games to go along with four double-doubles this season. Roderick Smith ranks second on the team averaging 6.2 rebounds, and Jalen Gaston ranks third on the team averaging 5.2 rebounds. Forward Travis Anderson ranks fourth on the squad in rebounding, clearing 3.7 boards per game.

### ➔ SCOUTING THE WEST ALABAMA TIGERS:

The University of West Alabama Tigers are receiving votes in the NABC Top 25 coaches poll. West Alabama comes into the matchup with AUM sporting a 13-4 overall record and are 9-4 in GSC play. The Tigers currently sit tied for fourth in the Gulf South Conference standings with the University of Alabama in Huntsville. Forward Shardarrion Allen leads the scoring for UWA at 14.3 points per game, followed by newcomer Terry Durham at 13.9 points per game, to go along with a team-leading 8.0 rebounds per game. Justin Allison (12.8) and Kuran Garner (11.2) are also scoring in double figures. Allen was named to the 2022 Preseason All-Gulf South Conference team for the Tigers. Allen collected Second Team All-GSC honors last season for UWA. Newcomers Durham and Garner were also named to the conference's newcomers watch list. The Tigers were picked to finish fourth and received 104 votes in the league's preseason poll.

## PROBABLE STARTING LINEUP:



**DEVEN TUCKER**  
Sr. • F • 6-5 • 190



**SAM YOUNGBLOOD**  
So. • G • 6-4 • 195



**TRAVIS ANDERSON**  
Jr. • G • 6-0 • 175



**JALEN GASTON**  
Sr. • G • 6-2 • 175



**JOSEPH LANZI**  
Jr. • G • 6-5 • 195

## ▶ 2022-2023 SCHEDULE & RESULTS

<b>OVERALL RECORD:</b>	<b>8-9</b>
GSC:	6-7
NON-CONFERENCE:	2-2
HOME   AWAY   NEUTRAL:	4-3   3-4   0-2

### NOVEMBER (2-4)

3	Jacksonville State (Exhibition)	L, 101-93
11	vs. RV Rollins College*	L, 85-83
12	vs. Florida Tech*	L, 80-72
19	#24 University of Alabama Huntsville*	L, 84-74
22	Spring Hill College	W, 87-84
26	RV University of West Alabama*	L, 81-51
28	at Shorter University*	W, 74-58

### DECEMBER (4-4)

2	Delta State University*	W, 74-66
4	Mississippi College*	W, 79-74
9	at Lee University*	L, 85-60
11	University of West Georgia*	L, 63-60
16	at Christian Brothers University*	W, 77-74
18	at Union University*	L, 92-87 (OT)
29	at Georgia College	W, 67-64
31	Valdosta State University*	L, 77-71

### JANUARY (2-1)

2	University of West Florida*	W, 98-75
7	at University of Montevallo*	L, 98-96
14	University of Alabama Huntsville*	W, 83-78
18	at RV University of West Alabama*	7 PM
21	Shorter University*	4 PM
26	at Mississippi College*	7:30 PM
28	at Delta State University*	4 PM

### FEBRUARY (0-0)

1	at University of West Georgia*	6:30 PM
4	Lee University*	4 PM
9	Union University*	8 PM
11	Christian Brothers University*	4 PM
16	at University of West Florida*	7:30 PM
18	at Valdosta State University*	3 PM
25	University of Montevallo*	4 PM
28	GSC Tournament Super Tuesday	TBA

### MARCH-APRIL | POSTSEASON

4 & 5	GSC Final Four!	TBA
11-14	NCAA South Regional*	TBA
21-25	NCAA Elite Eight*	TBA
3-25	NCAA National Championship	TBA

\* - GSC Games | \* - South Region Tip-Off Challenge in Columbia, S.C.

1 - GSC Semifinals & Finals Played at Pete Hanna Center in Birmingham, Ala.

\*NCAA South Regional Games Played at Host Campus Site TBA | \* NCAA Elite Eight Games Played at TBA

ALL TIMES CENTRAL



## NEWS & NOTES:

### ➔ RETURNING WARHAWKS:

The Warhawks return 10 players from last season's squad that went 12-16 and 9-11 in the GSC. AUM finished in a tie for eighth place in the GSC standings last year but lost out on a playoff birth in a tiebreaker scenario. AUM's top returning scorer is James Graham, who ranked 22nd in the GSC last season averaging 12.5 points per game. He also ranked second in the league in rebounding at 7.7 rebounds per contest. AUM also returns the team's top three shot blockers from last season's squad that finished first in all of NCAA Division II in blocks (174) and blocks per game (6.2). Graham (2.1) ranked first in the GSC in blocks, Roderick Smith (1.6) finished second, and Jelal Williams (1.2) finished fifth in the league in the category. Deven Tucker, Sam Youngblood, Tysen Banks, Jaxon Hunter, Strahinja Ivic, Zameron Boozer, and Gilbert Croley also all return for the Warhawks.

### ➔ ANDERSON NAMED A TOP NEWCOMER TO WATCH IN GSC:

Auburn University at Montgomery guard Travis Anderson was named to the Gulf South Conference Newcomer Watch List in the preseason. Anderson, a junior from Atlanta, Ga., is a transfer from Charleston Southern University. He was a Big South All-Freshman team member in 2019-2020 after averaging 8.9 points per game and led all Big South bench players in scoring average. He played 45 games for the Buccaneers and played 16.7 minutes per night.

### ➔ GULF SOUTH CONFERENCE PRESEASON POLL:

AUM was picked to finish 10th in this season's preseason coaches' poll. Defending Gulf South Conference tournament champion the University of Alabama in Huntsville was picked to win the league. They were followed by tournament runner-up, Lee. Valdosta State was picked to finish third in the league, West Alabama (104) was picked fourth, and Union (103) was picked fifth.

### ➔ THE 800 WIN MILESTONE:

The Warhawks own a 800-617 record all-time as a program. AUM, who began competing as an NAIA institution in the 1975-76 season, started the school's transition to NCAA Division II in 2016-17 when they competed as an NCAA independent. The Warhawks began playing a GSC schedule in 2017-2018. AUM reached the 800-win mark with a 83-78 win over Alabama Huntsville on Jan. 14 at home.

### ➔ NEWCOMER SCORING INFUSION:

The Warhawks have relied heavily on an infusion of scoring by new players on the roster this season. Newcomers this season account for 52.9 percent of AUM's scoring, or 684 of 1,293 points. The team's leading scorer, at 16.5 points per contest, is point guard Travis Anderson. Jalen Gaston is second on the squad at 13.1 points per game. Transfer wing Joe Lanzi is fourth on the team in scoring at 12.0 points per contest for the Warhawks.

### ➔ MONTGOMERY BLOCK PARTY:

AUM blocked 13 shot attempts against the University of West Alabama earlier this season, setting a new school record along the way. The previous record had been 11 blocks in a game, which the Warhawks did twice (in 2021 against Southeastern Baptist, and in 1997 against LaGrange). For the season, the Warhawks have blocked 28 shots as a team in five games, averaging 5.6 blocks per game. That number ranks first in the Gulf South Conference. James Graham leads the team and the league this season with 16 blocks (3.2 per game). AUM's top three shot blockers from last season are still on the roster, as Graham averaged 2.1 blocks to rank first in the league. The Warhawks totaled 174 blocks, or 6.2 per game. Roderick Smith (1.6) finished second in the GSC last season, and Jelal Williams (1.2) finished fifth.

### ➔ ANDERSON LEADING IN THE SCORING COLUMN:

Newcomer Travis Anderson leads the way for the AUM offense at 16.5 points per game. Anderson has posted double-figures 11 times this year, including a season-high 32 points against Mississippi College. Anderson also tallied 27 points against Union, scored 26 against Shorter, dropped 23 against Montevallo, and tallied 23 points against Alabama Huntsville with eight assists. Anderson also posted a season-best 10 assists for AUM in a 23-point win over West Florida. Anderson is averaging 16.5 points, 3.7 rebounds, 3.4 assists, and 1.5 steals in 36.5 minutes per game to this point in the season for the Warhawks.


### ➔ GSC LEADERS: Newcomer guard Joseph Lanzi is second in the GSC in three-point percentage at 46.9 percent (30-for-64). James Graham leads the GSC in blocks with 44, averaging 2.6 blocks per game, and is fourth in rebounding at 7.6 rebounds per game. Travis Anderson ranks second in minutes played (36.3), eighth in scoring (16.5), is seventh in assists (3.4), and ranks ninth in steals per game (1.5). The Warhawks rank tops in the league in blocked shots per contest (4.8), but also rank league-worst in the turnovers column with 16.8 per game.

### ➔ THE MICHAEL CHEANEY FILE:

The Warhawks' head men's basketball coach, Michael Cheaney, enters his 9th season at the helm of Auburn Montgomery and 13th overall as a collegiate head coach. Cheaney, a coaching veteran with more than 20 years of experience at the NCAA Division I, II, III and NAIA levels, took over the helm of AUM after spending four seasons as head coach at Voorhees College in Denmark, S.C.

Last season, AUM posted a record of 12-16 in 2021-22, highlighted by senior guard Isaiah Hart being named to the All-GSC second team. Hart finished third in the conference in points per game (18.2) and led the GSC with 114 assists. Senior guard Jeremiah Bozeman was named to the GSC All-Academic Team and the CoSIDA Academic All-District Team for his efforts both on the court and in the classroom. The Warhawks led all of NCAA Division II with 174 total blocked shots and 6.2 blocks per game. Junior forward James Graham led the GSC with 58 blocks while Roderick Smith ranked second with 42 and Jelal Williams ranked fifth with 30. Hart took home GSC player of the week honors twice over the course of the season while Bozeman and Graham were also named conference player of the week in 2021-22.

Prior to joining the coaching ranks, Cheaney was a standout student-athlete at Kentucky Wesleyan University. During his playing career, Cheaney earned the Senior Award as the Panthers' outstanding athlete and set the school record for field goal percentage, which he still owns today. He was also named the team's Most Improved Player. He still owns that Cheaney earned his bachelor's degree in criminal justice from Kentucky Wesleyan in 1996. He went on to earn a master's in sports management from Indiana State University.



## ▶ HOW THEY COMPARE



### TALE OF THE TEAMS CATEGORY



76.1	POINTS PER GAME	75.1
46.0	FIELD GOAL PERCENTAGE	44.9
37.4	3-PT FIELD GOAL PERCENTAGE	28.6
76.5	FREE THROW PERCENTAGE	71.8
36.9	REBOUNDS PER GAME	40.5
10.9	ASSISTS PER GAME	12.9
16.8	TURNOVERS PER GAME	12.8
-2.7	TURNOVER MARGIN	1.7
0.6	ASSIST-TURNOVER RATIO	1.0
15.4	POINTS OFF TURNOVERS	16.18
7.5	STEALS PER GAME	6.4
4.8	BLOCKS PER GAME	1.5

## ▶ ALL-TIME SERIES HISTORY

DATE	SCORE	H/A/N
1.16.2012	W, 65-64	H
1.25.2012	L, 72-70	A
1.1.2015	L, 95-67	A
12.31.2015	L, 73-61	A
12.3.2016	L, 70-54	A
12.29.2016	L, 73-68	H
11.25.2017	L, 91-77	N
1.27.2018	L, 107-85	H
1.7.2019	L, 69-58	H
1.2.2020	L, 61-59	A
1.12.2022	L, 72-64	H
1.12.2022	L, 81-51	H

Overall Series Record: UWA leads 11-1

Series Streak: UWA W11

AUM Home Record: 1-4


AUM Road Record: 0-5

AUM Neutral Site Record: 0-1



# AUBURN UNIVERSITY AT MONTGOMERY MEN'S BASKETBALL GAME NOTES


35 POSTSEASON APPEARANCES | 12 NATIONAL TOURNAMENT APPEARANCES | 17 ALL-AMERICANS



**0**  
**DEVEN TUCKER**  
Sr. • F • 6-5 • 190



**1**  
**RODERICK SMITH**  
Sr. • F • 6-8 • 240



**2**  
**SAM YOUNGBLOOD**  
So. • G • 6-4 • 195



**3**  
**TRAVIS ANDERSON**  
Jr. • G • 6-0 • 175



**4**  
**JALEN GASTON**  
Sr. • G • 6-2 • 175



**5**  
**TYSEN BANKS**  
Jr. • G • 6-0 • 185



**10**  
**JAXSON HUNTER**  
Sr. • G • 6-2 • 220



**11**  
**JAMES GRAHAM**  
Sr. • F • 6-7 • 225



**12**  
**STRAHINJA IVIC**  
Sr. • F • 6-7 • 215



**14**  
**JAUQUAN TYUS**  
Jr. • F • 6-6 • 225



**15**  
**ZAMERON BOOZER**  
Jr. • F • 6-8 • 240




**20**  
**JELAL WILLIAMS**  
R-Jr. • F • 6-9 • 185



**21**  
**GILBERT CROLEY**  
So. • G • 6-3 • 170



**22**  
**JOSEPH LANZI**  
Jr. • G • 6-5 • 195




**25**  
**ERIC STEWARD JR.**  
Fr. • G • 6-2 • 185



**HC**  
**MICHAEL CHEANEY**  
Head Coach



**AC**  
**BAILEY MCEWEN**  
Assistant Coach



**AT**  
**BRIELLE RINGLE**  
Athletic Training

## QUICK FACTS • INFORMATION

Location	Montgomery, Ala., 36124
Founded	1967
Enrollment	5,211
Nickname	Warhawks
Colors	Orange and Black
National Affiliation	NCAA Division II
Conference	Gulf South Conference
President	Dr. Carl Stockton
Athletic Director	Erik Maas
Senior Women's Administrator	Amber Rae Childers
FAR:	John Aho
Stadium (Capacity)	AUM Athletics Complex (2,650)

## COACHING STAFF

Head Coach	Michael Cheaney
Alma Mater/Yr	Kentucky Wesleyan/1996
Record at AUM/Yrs	94-139/9th
Overall Record/Yrs	166-194/13th
Assistant Coach	Bailey McEwen/4th
Alma Mater/Yr	Southern Indiana/2017

## TEAM INFORMATION

2021-22 Record	12-16
Gulf South Conference Record	9-11
Regular Season	Tied for 8th
GSC Tournament	N/A
Final 2021-22 National Ranking	NR
Starters Returning/Lost (2021-22)	3/2
Letterwinners Returning/Lost (2021-22)	10/3

## BASKETBALL HISTORY

First Year of Basketball	1975
All-time Record:	800-617
All-time GSC Record:	37-73
NCAA Appearances/Record	N/A
Last Appearance	N/A
Place:	N/A
Result:	N/A
Location:	N/A

## EXTERNAL RELATIONS | ATHLETIC COMMUNICATIONS

The Auburn University at Montgomery **Sports Information Office** provides public relations to members of the media. Game day services include statistics, photography (when available), video clips (when available), and post-game access to coaches and student-athletes. The Sports Information office is located on the first floor of the AUM Athletics Complex in office suite 104.

**Primary Contact** ..... **Cody Clark**

E-Mail: cclark26@aum.edu | Cell: (843) 610-6007

**Secondary Contact** ..... **Mark Gilliam**

E-Mail: mgilliam@aum.edu | Cell: (205) 399-3114

## 2022-2023 AUBURN UNIVERSITY AT MONTGOMERY NUMERICAL ROSTER

#	NAME	POS	HT	WT	CLASS	HOMETOWN / PREVIOUS SCHOOL
0	Deven Tucker	F	6-5	190	Sr.	Birmingham, Ala. / Helena HS
1	Roderick Smith	F	6-8	240	Sr.	Cyrstal Springs, Miss. / Western Illinois
2	Sam Youngblood	G	6-4	195	So.	McCalla, Ala. / McAdory HS
3	Travis Anderson	G	6-0	175	Jr.	Atlanta, Ga. / Charleston Southern
4	Jalen Gaston	G	6-2	175	Sr.	Montgomery, Ala. / Enterprise State CC
5	Tysen Banks	G	6-0	185	Jr.	Memphis, Tenn. / Kilgore College
10	Jaxson Hunter	G	6-2	220	Sr.	Trussville, Ala. / Hewitt-Trussville HS
11	James Graham	F	6-7	225	Sr.	Maywood, Ill. / Cuyahoga CC
12	Strahinja Ivic	F	6-7	215	Sr.	Belgrade, Serbia / Garrett College
14	JaQuan Tyus	F/C	6-6	225	Jr.	Memphis, Tenn. / Shawnee CC
15	Zameron Boozer	F/C	6-8	240	So.	Lanett, Ala. / Jacksonville Univ.
20	Jelal Williams	F	6-9	185	R-Jr.	Dallas, Ga. / UNC Pembroke
21	Gilbert Croley	G	6-3	170	So.	Atlanta, Ga. / East Coweta HS
22	Jospeh Lanzi	G	6-5	195	Jr.	Chelseas, Ala. / Univ. of Charleston
25	Eric Steward Jr.	G	6-2	185	Fr.	Memphis, Tenn. / Douglass HS

**Head Coach:** Michael Cheaney (13th season - 9th at AUM)

**Assistant Coach:** Bailey McEwen (4th)

**Athletic Training:** Brielle Ringle (4th)

**Sports Information:** Cody Clark (3rd - 1st at AUM)





## GULF SOUTH CONFERENCE STANDINGS

SCHOOL	CONF	CPCT.	OVERALL	PCT.	HOME	AWAY	NEUTRAL	STREAK
LEE	11-3	.786	12-3	.800	8-0	4-3	0-0	W2
WEST GEORGIA	10-3	.769	11-4	.733	6-1	5-3	0-0	W4
UNION	10-4	.714	11-7	.611	6-3	4-4	1-0	W1
WEST ALABAMA	9-4	.692	13-4	.765	8-3	5-1	0-0	L2
ALABAMA HUNTSVILLE	9-4	.692	14-5	.737	9-0	4-4	1-1	L1
VALDOSTA STATE	9-5	.643	13-7	.650	7-2	4-3	2-2	L1
<b>AUBURN MONTGOMERY</b>	<b>6-7</b>	<b>.462</b>	<b>8-9</b>	<b>.471</b>	<b>5-3</b>	<b>3-4</b>	<b>0-2</b>	<b>W1</b>
MISSISSIPPI COLLEGE	6-8	.429	10-8	.556	6-3	2-5	2-0	L1
MONTEVALLO	6-8	.429	8-10	.444	5-4	2-5	1-1	L1
DELTA STATE	5-9	.357	6-11	.353	3-6	3-5	0-0	W2
WEST FLORIDA	4-10	.286	8-10	.444	5-5	3-5	0-0	W1
CHRISTIAN BROTHERS	3-11	.214	3-14	.176	3-6	0-8	0-0	L2
SHORTER	1-13	.071	3-15	.167	2-7	1-6	0-2	L12

## GULF SOUTH CONFERENCE WEEKLY HONORS

### PLAYER OF THE WEEK

Nov. 8	Chaney Johnson, Alabama Huntsville
Nov. 15	Chaney Johnson, Alabama Huntsville
Nov. 22	Chaney Johnson, Alabama Huntsville
Nov. 29	Braxton Bertollette, UM
<b>Dec. 6</b>	<b>Travis Anderson, AUM</b>
Dec. 13	Tradavis Thompson, Mississippi College
Dec. 20	Tylandrius Parks, UU
Jan. 3	Braxton Bertollette, UM
Jan. 10	Boe Nguidjol, UU
Jan. 17	Maalik Cartwright, DSU
Jan. 24	
Jan. 31	
Feb. 4	
Feb. 14	
Feb. 21	
Feb. 27	

### FRESHMAN OF THE WEEK

Nov. 8	N/A
Nov. 15	MJ Jones, Montevallo
Nov. 22	MJ Jones, Montevallo
Nov. 29	MJ Jones, Montevallo
Dec. 6	MJ Jones, Montevallo
Dec. 13	Ivan Prug, Union
Dec. 20	Tyler Moore, UM
Jan. 3	Tyler Moore, UM
Jan. 10	Tyler Moore, UM
Jan. 17	Caleb Allen, DSU
Jan. 24	
Jan. 31	
Feb. 4	
Feb. 14	
Feb. 21	
Feb. 27	



## NATIONAL ASSOCIATION OF BASKETBALL COACHES TOP 25 POLL | JAN. 2, 2022

RNK	SCHOOL	RECORD	POINTS	PREV
1	INDIANA ( PA.) (12)	15-0	396	1
2	NOVA SOUTHEASTERN (3)	16-0	385	2
3	LINCOLN MEMORIAL	17-1	353	5
4	CENTRAL OKLAHOMA	17-1	348	7
5	COLORADO SCHOOL OF MINES	16-1	341	6
6	AUGUSTA	15-1	310	9
7	HILLSDALE, MICH.	16-1	294	10
8	BLACK HILLS STATE	14-1	291	3
9	NORTHWEST MISSOURI STATE	15-2	268	4
10	UNC PEMBROKE	16-1	258	13
11	BENTLEY	14-1	249	14
12	FORT LEWIS	15-1	230	15
13	WEST VIRGINIA STATE	15-1	197	17
14	EAST STROUDSBURG	14-1	179	19
15	WEST LIBERTY	14-2	157	8
16	MISSOURI-ST. LOUIS	14-2	155	11
17	YOUNG HARRIS	14-1	132	22
18	INDIANAPOLIS	14-2	126	24
19	CAL STATE SAN BERNARDINO	12-2	111	12
20	POINT LOMA	16-3	92	25
21	DOMINICAN	15-2	78	16
22	MSU MOORHEAD	15-3	44	20
23	COLORADO MESA	14-3	38	NR
24	EMPORIA STATE	14-3	35	NR
25	NORTH GEORGIA	11-2	29	NR

### OTHERS RECEIVING VOTES:

ANGELO STATE 24, MERCYHURST 24, ST. THOMAS AQUINAS 21, NORTHERN MICHIGAN 9, PITTSBURGH-JOHNSTOWN 7, LEE 5, CLAFIN 3, NEW HAVEN 3, SOUTHERN NAZARENE 3, WEST ALABAMA 3, FLORIDA TECH 2.

### DROPPED OUT:

ST. THOMAS AQUINAS (18), CLAFIN (21), EMBRY-RIDDLE (23).



## WARHAWKS BY THE NUMBERS

800

wins that the AUM Warhawks men's basketball program has amassed since its debut season in 1975-1976. AUM has posted an all-time record of 800-616, which translates to a .564 winning percentage. AUM reached the 800-win mark as a program on Saturday, Jan., 14 in an 83-78 win over the University of Alabama in Huntsville.

36.9

rebounds per game that the Warhawks average this year. AUM ranks second in the GSC in per-game rebounding. They are also second in the league in offensive rebounds, averaging 11.6 offensive boards per game.

13

blocks AUM tallied on Nov. 26 against the University of West Alabama to set a new school record. The 13 blocks is also tied for 6th all-time in GSC history in a single game. The Warhawks got six blocks from James Graham to lead the way, while Jelal Williams registered three blocks. Deven Tucker, Sam Youngblood, Jalen Gaston, and Zameron Boozer each posted one block in the contest.

4.9

blocks per game AUM averages this season, which leads the GSS. The Warhawks rank second in the league in blocks this year (79). AUM is fresh off a campaign last season in which they led all of NCAA Division II in blocks with 6.2 blocks per game in 28 games played.




**GAME-BY-GAME TEAM COMPARISONS**

Opponent	W/L	FGM-FGA	PCT.	3PM-3PA	PCT.	FTM-FTA	PCT.	OReb	DReb	TotReb	PF	AST	TO	BLK	STL	1stH	2ndH	OT	PTS
AUBURN MONTGOMERY	L	32-62	51.6%	11-22	50%	8-10	80%	11	22	33	18	15	20	4	9	40	43	-	83
Rollins College		32-61	52.5%	12-15	80%	9-13	69.2%	9	20	29	10	18	17	1	7	45	40	-	85
AUBURN MONTGOMERY	L	25-59	42.4%	5-18	27.8%	17-23	73.9%	17	27	44	16	6	18	6	1	31	41	-	72
Florida Tech		28-66	42.4%	10-25	40%	14-19	73.7%	12	21	33	16	14	8	3	12	42	38	-	80
AUBURN MONTGOMERY	L	26-66	39.4%	10-26	38.5%	12-18	66.7%	12	33	45	22	12	14	1	5	39	35	-	74
at #24 Alabama Huntsville		26-61	42.6%	9-38	23.7%	23-27	85.2%	5	33	38	17	13	7	2	7	38	46	-	84
Spring Hill College		28-59	47.5%	10-24	41.7%	18-19	94.7%	10	28	38	18	11	25	3	7	36	48	-	84
vs. AUBURN MONTGOMERY	W	34-77	44.2%	10-27	37%	9-11	81.8%	17	21	38	15	11	19	4	12	41	46	-	87
RV West Alabama		29-61	47.5%	1-10	10%	22-27	82%	17	24	41	22	10	17	0	5	44	37	-	81
vs. AUBURN MONTGOMERY	L	19-49	39%	2-11	18%	11-20	55%	8	15	23	22	7	21	13	10	18	33	-	51
AUBURN MONTGOMERY	W	29-63	46%	6-17	35.3%	10-12	83.3%	11	26	37	13	10	5	2	8	36	38	-	74
at Shorter		22-55	40%	7-22	31.8%	7-9	78%	6	21	27	12	13	13	4	0	28	30	-	58
Delta State		25-54	46.3%	10-29	34.5%	6-6	100%	8	19	27	10	10	14	1	6	35	31	-	66
vs. AUBURN MONTGOMERY	W	29-56	51.8%	12-22	54.5%	4-4	100%	8	21	29	10	8	11	1	7	38	36	-	74
Mississippi College		28-56	50%	0-10	0%	18-24	75%	9	19	28	20	12	13	0	3	39	35	-	74
vs. AUBURN MONTGOMERY	W	24-54	44.4%	6-21	28.6%	25-29	86.2%	13	22	35	18	4	14	2	5	35	44	-	79
AUBURN MONTGOMERY	L	23-65	35.4%	4-17	23.5%	10-11	91%	13	22	35	19	12	23	3	9	27	33	-	60
at Lee		30-62	48.4%	6-20	30%	19-23	82.6%	11	27	38	14	19	16	7	11	35	50	-	85
RV West Georgia		22-62	35.5%	5-20	25%	14-17	82.4%	10	22	32	11	4	10	1	9	37	26	-	63
vs. AUBURN MONTGOMERY	L	25-63	39.7%	4-19	21.1%	6-6	100%	16	31	47	14	7	20	7	3	27	33	-	60
AUBURN MONTGOMERY	W	24-49	49%	5-17	29.4%	24-29	82.8%	11	24	35	21	10	21	6	12	30	47	-	77
at Christian Brothers		25-54	46.3%	5-17	29.4%	19-24	79.2%	7	15	22	18	11	16	0	10	41	33	-	74
AUBURN MONTGOMERY	L	32-70	45.7%	9-24	37.5%	14-21	67%	8	28	36	29	14	15	2	9	36	45	6	87
at Union		24-56	42.9%	13-23	56.5%	31-43	72.1%	11	35	46	19	17	18	1	4	34	47	11	92
AUBURN MONTGOMERY	W	22-55	40%	6-16	37.5%	17-22	77.3%	9	34	43	15	2	17	3	7	32	35	-	67
at Georgia College		23-63	36.5%	9-27	33.3%	9-18	50%	10	27	37	16	15	13	2	5	32	32	-	64
Valdosta State		26-59	44.1%	4-17	23.5%	21-31	67.7%	11	26	37	17	8	15	3	10	35	42	-	77
vs. AUBURN MONTGOMERY	L	26-66	39.4%	6-23	26.1%	13-14	93%	15	27	42	24	9	19	5	5	35	36	-	71
West Florida		25-59	42.4%	5-15	33.3%	20-25	80%	13	11	24	14	10	12	0	4	37	38	-	75
vs. AUBURN MONTGOMERY	W	38-51	74.5%	14-22	63.6%	8-12	67%	3	23	26	19	21	17	10	9	41	57	-	98
AUBURN MONTGOMERY	L	35-63	55.6%	11-26	42.3%	15-24	62.5%	11	28	39	14	23	19	10	11	52	44	-	96
at Montevallo		35-74	47.3%	12-27	44.4%	16-19	84.2%	14	21	35	16	18	14	5	11	52	46	-	98
Alabama-Huntsville		27-65	41.5%	14-36	38.9%	10-11	90.9%	12	20	32	13	13	11	0	5	39	39	-	78
vs. AUBURN MONTGOMERY	W	32-65	49.2%	14-33	42.4%	5-6	83.3%	14	27	41	12	14	12	3	6	42	41	-	83



## WARHAWKS POINTS-REBOUNDS-ASSISTS

	#0	#1	#2	#3	#4	#10	#11	#12	#15	#20	#21	#22	#25
OPPONENT	TUCKER	SMITH	YOUNGBLOOD	ANDERSON	GASTON	HUNTER	GRAHAM	IVIC	BOOZER	WILLIAMS	CROLEY	LANZI	STEWART JR.
vs. Rollins College	5-1-0	10-5-2	DNP	6-2-2	27-4-3	DNP	2-11-3	3-0-1	DNP	0-0-1	7-2-0	23-5-3	DNP
vs. Florida Tech	4-3-1	13-9-0	DNP	16-6-2	4-2-3	DNP	17-14-0	6-3-0	2-2-0	0-0-0	0-1-0	10-1-0	DNP
at #24 Ala. Huntsville*	0-3-1	8-2-0	8-3-2	18-8-2	16-10-4	DNP	11-7-1	3-3-0	0-0-0	1-2-0	0-2-0	9-2-2	0-0-0
Spring Hill	6-5-0	DNP	17-7-2	8-7-2	12-3-2	DNP	19-3-1	3-0-0	2-2-0	2-1-0	6-1-1	12-6-3	0-0-0
RV West Alabama	6-3-0	DNP	4-1-1	7-1-2	20-4-0	DNP	6-5-2	0-0-0	0-2-0	0-2-1	DNP	8-3-1	DNP
at Shorter*	2-6-0	DNP	6-4-1	26-2-0	10-8-2	DNP	19-7-1	DNP	DNP	DNP	5-0-1	6-5-1	DNP
Delta State*	4-5-0	4-3-0	16-5-3	14-3-2	19-4-1	DNP	12-3-1	DNP	0-0-0	DNP	DNP	5-3-1	DNP
Mississippi College*	4-3-0	8-5-0	0-4-0	32-6-2	17-6-1	DNP	14-5-0	DNP	0-0-0	DNP	0-0-0	4-3-1	DNP
at Lee*	2-3-0	13-8-0	10-3-2	2-3-6	15-4-3	0-0-0	6-7-0	DNP	0-0-0	0-1-0	5-1-1	2-1-0	5-1-0
West Georgia*	4-6-1	8-5-0	11-2-0	DNP	8-7-1	DNP	13-10-0	DNP	0-1-0	DNP	16-4-4	0-1-1	0-1-0
at Christian Brothers*	6-4-0	17-7-1	7-0-5	-	11-4-3	DNP	13-7-0	0-0-0	2-1-0	0-4-0	-	15-1-0	6-3-1
at Union (Tenn.)*	12-3-2	13-8-3	8-6-1	27-3-2	2-2-1	DNP	6-6-3	0-1-1	DNP	DNP	-	19-3-1	0-0-0
at Georgia College	4-0-0	5-7-0	7-1-0	17-3-0	7-11-2	DNP	12-7-0	0-0-0	DNP	DNP	-	15-5-0	DNP
Valdosta State*	4-9-0	8-9-0	5-3-0	10-2-5	16-6-1	DNP	10-3-1	0-0-0	DNP	DNP	-	18-4-2	DNP
West Florida*	2-0-0	-	14-3-2	18-0-10	10-1-2	0-0-1	20-9-3	0-0-0	4-4-0	6-4-0	-	24-2-3	0-0-0
at Montevallo*	4-1-1	-	7-2-2	23-7-6	14-8-3	DNP	17-10-4	0-0-0	6-2-0	8-4-1	-	17-4-6	DNP
Alabama Huntsville*	0-4-0	-	11-3-1	23-3-8	14-4-0	DNP	18-15-1	-	0-1-0	0-1-0	-	17-6-4	DNP
at RV West Alabama*													
Shorter*													
at Mississippi College*													
at Delta State*													
at West Georgia*													
Lee*													
Union*													
Christian Brothers*													
at West Florida*													
at Valdosta State*													
Montevallo*													

## WARHAWKS GAME HIGHS

Opponent	Pts	Rebs	Asts	Stls	Blks
vs. Rollins College	Gaston (27)	Graham (11)	Three w/ 3	Lanzi (4)	Graham (3)
vs. Florida Tech	Graham (17)	Graham (14)	Gaston (3)	Graham (3)	Graham (1)
#24 Ala. Huntsville*	Anderson (18)	Gaston (10)	Gaston (4)	Two w/ 2	Graham (1)
Spring Hill*	Graham (19)	Two w/ 7	Lanzi (3)	Two w/ 3	Graham (3)
RV West Alabama*	Gaston (20)	Graham (5)	Two w/ 2	Gaston (3)	Graham (6)
at Shorter*	Anderson (26)	Lanzi (10)	Lanzi (5)	Anderson (3)	Two w/ 1
Delta State*	Gaston (19)	Two w/ 5	Youngblood (3)	Two w/ 2	Smith (1)
Mississippi College*	Anderson (32)	Two w/ 6	Anderson (2)	Gaston (2)	Graham (2)
at Lee*	Gaston (15)	Smith (8)	Anderson (6)	Anderson (3)	Three w/ 1
West Georgia*	Croley (16)	Graham (10)	Croley (4)	Three w/ 1	Graham (5)
at Christian Brothers*	Smith (17)	Two w/ 7	Youngblood (5)	Youngblood (3)	Graham (3)
at Union*	Anderson (27)	Smith (8)	Two w/ 3	Gaston (3)	Two w/ 1
at Georgia College*	Anderson (17)	Gaston (11)	Gaston (2)	Two w/ 2	Three w/ 1
Valdosta State*	Lanzi (18)	Two w/ 9	Anderson (5)	Lanzi (3)	Smith (3)
West Florida*	Lanzi (24)	Graham (9)	Anderson (10)	Three w/ 2	Graham (6)
at Montevallo*	Anderson (23)	Graham (10)	Two w/ 6	Lanzi (3)	Graham (5)
Ala. Huntsville*	Anderson (23)	Graham (15)	Anderson (8)	Youngblood (2)	Graham (3)
at RV West Alabama*					
Shorter*					
at Mississippi College*					
at Delta State*					
at West Georgia*					
Lee*					
Union*					
Christian Brothers*					
at West Florida*					
at Valdosta State*					
Montevallo*					

## WARHAWKS STARTING LINEUPS

Opponent	G	G	G	F	F
vs. Rollins College	Anderson	Gaston	Ivic	Graham	Smith
vs. Florida Tech	Anderson	Gaston	Ivic	Graham	Smith
#24 Ala. Huntsville*	Anderson	Gaston	Ivic	Graham	Tucker
Spring Hill*	Anderson	Gaston	Youngblood	Lanzi	Tucker
RV West Alabama*	Anderson	Gaston	Youngblood	Lanzi	Tucker
at Shorter*	Anderson	Gaston	Youngblood	Lanzi	Tucker
Delta State*	Anderson	Gaston	Youngblood	Lanzi	Tucker
Mississippi College*	Anderson	Gaston	Youngblood	Lanzi	Tucker
at Lee*	Anderson	Gaston	Youngblood	Lanzi	Tucker
West Georgia*	Gaston	Youngblood	Lanzi	Graham	Tucker
at Christian Brothers*	Gaston	Youngblood	Lanzi	Graham	Tucker
at Union*	Gaston	Youngblood	Lanzi	Graham	Tucker
at Georgia College*	Anderson	Gaston	Lanzi	Graham	Tucker
Valdosta State*	Anderson	Gaston	Lanzi	Graham	Tucker
West Florida*	Anderson	Youngblood	Lanzi	Graham	Tucker
at Montevallo*	Anderson	Youngblood	Lanzi	Graham	Tucker
Ala. Huntsville*	Anderson	Youngblood	Lanzi	Graham	Tucker
at RV West Alabama*					
Shorter*					
at Mississippi College*					
at Delta State*					
at West Georgia*					
Lee*					
Union*					
Christian Brothers*					
at West Florida*					
at Valdosta State*					
Montevallo*					



## RECORD VERSUS ALL OPPONENTS

### GULF SOUTH CONFERENCE SCHOOLS:

Alabama Huntsville	20-22
Christian Brothers	4-3
Delta State	4-8
Lee (Tenn.)	10-17
Mississippi College	5-4
Montevallo (Ala.)	33-31
Shorter	28-5
Union (Tenn.)	2-10
Valdosta State	4-14
West Alabama	1-11
West Georgia	1-10
West Florida	10-12

### ALABAMA SCHOOLS:

Alabama Birmingham	0-1
Alabama State	8-27
Athens State (Ala.)	33-34
Birmingham Southern	20-34
Concordia (Ala.)	9-1
Faulkner	44-33
Huntingdon	11-5
Jacksonville State	2-8
Miles (Ala.)	3-1
Mobile (Ala.)	20-14
Samford	0-3
Selma	28-3
South Alabama	0-2
Spring Hill	27-22
Stillman College	6-0
Talladega	51-8
Troy	4-7
Tuskegee	11-4

### OTHER OPPONENTS:

Albany State	0-2
Allen	1-0
Anderson	2-0
Arkansas-Monticello	0-1
Armstrong Atlantic State	0-1
Azusa Pacific	0-2
Baptist Christian	1-0
Barber-Scotia	1-1
Belhaven	9-12
Benedict College	0-1
Berry	8-5
Bethel (Tenn.)	1-1
Blue Mountain	3-0
Brevard	1-0
Brewton-Parker	30-6
Campbellsville	1-0
Carson Newman	0-1
Cedarville	1-0
Christian Heritage	1-0
Clafflin	3-3
Clark-Atlanta	0-2
Coastal Georgia	5-2
College of Charleston	3-2
Columbus State	3-2

Crichton	0-1
Cumberland	9-8
Dalton State	2-4
Daniel Payne	4-0
DeVry Institute	1-0
Dillard	22-9
Earl Paulk	3-0
Edward Waters	1-0
Embry-Riddle	2-2
Emmanuel	20-12
Eureka	1-0
Findlay	0-1
Flagler	0-1
Florida International	1-0
Florida Memorial	2-0
Florida Southern	1-0
Florida Tech	3-0
Fort Hays State	1-0
Fort Valley State	1-0
Francis Marion	0-1
Freed-Hardeman	0-4
Georgia College	1-2
Georgia Southwestern	16-20
Georgetown (Ky.)	0-1
Grace	1-0
Grand Canyon	0-1
Hastings	0-1
Hawaii Pacific	1-0
High Point	1-0
Indiana State	1-0
Jarvis Christian	1-0
Johnson C. Smith	2-0
Kansas State	0-1
Kearney State	0-1
Kennesaw State	1-0
Kentucky State	0-1
Kentucky Wesleyan	2-1
LaGrange	21-6
Lambuth	1-2
Lander	1-0
Lees-McRae	1-0
Life	1-15
Limestone	3-0
Lipscomb	0-1
Loyola-New Orleans	4-6
LSU-Shreveport	1-1
Martin Methodist	1-8
Middle Georgia State	3-4
Mohawk	1-0
Morris Brown	1-1
North Alabama	4-5
North Georgia	13-8
Oakwood	2-1
Oklahoma	0-1
Oklahoma Baptist	0-3
Oklahoma City	0-1
Paine	1-0
Patton	1-0

Paul Quinn	1-0
Pensacola Christian	1-0
Phillips	1-0
Piedmont	1-1
Pikeville	1-0
Point	2-2
Prairie View A&M	1-0
Puerto Rico-Mayaguez	1-0
Quincy	0-1
Reinhardt	15-5
Robert Morris-Chicago	0-1
Rollins College	0-3
South Carolina	0-1
Southeastern Baptist	1-0
South Carolina-Aiken	1-1
South Carolina-Spartanburg	0-1
Southern-Baton Rouge	0-1
Southern-New Orleans	14-3
Southern Benedictine	7-2
Southern Poly	14-21
Southern Wesleyan	23-8
St. Augustine's	0-1
St. Joseph's	1-0
St. Leo	1-1
St. Rose	1-0
St. Thomas Aquinas	0-1
Taylor (Ind.)	0-1
Tampa	1-0
Tennessee Temple	1-0
Tennessee Wesleyan	2-0
Texas College	4-1
Texas Tech	0-1
Thomas	3-1
Tiffin	1-0
Tougaloo	1-0
Trevecca Nazarene	4-2
Truett-McConnell	2-0
Tulane	0-1
Tusculum	1-0
University of the South	1-0
Voorhees	4-1
Washburn	0-1
Webber International	1-0
West Virginia Wesleyan	0-1
Westminster	0-1
Westmont	0-1
William Carey	27-15
William Jewell	2-0
Wisconsin-Eau Claire	1-0
Xavier (La.)	15-6
Young Harris	0-2

2022-2023 Auburn University at Montgomery Men's Basketball  
Overall Statistics (as of Jan 14, 2023)

Overall Record: 8-9    Conf: 6-7    Home: 5-3    Away: 3-4    Neutral: 0-2

#	Player	GP-GS	MIN	AVG	FG		3PT		FT		Rebounds				PF	DQ	A	TO	BLK	STL	PTS	AVG
					FG-FGA	FG%	3FG-FGA	3FG%	FT-FTA	FT%	OFF	DEF	TOT	AVG								
03	Anderson, Travis	15-14	548	36.5	79-187	.422	42-101	.416	47-56	.839	16	40	56	3.7	20	0	51	47	1	22	247	16.5
04	Gaston, Jalen	17-14	554	32.6	77-201	.383	25-73	.342	43-51	.843	26	62	88	5.2	47	0	32	36	6	22	222	13.1
11	Graham, James	17-11	390	22.9	91-161	.565	7-16	.438	26-33	.788	38	91	129	7.6	47	2	21	39	44	14	215	12.6
22	Lanzi, Joseph	17-14	517	30.4	77-151	.510	30-64	.469	20-27	.741	19	41	60	3.5	49	1	33	37	1	23	204	12.0
01	Smith, Roderick	11-2	305	27.7	35-73	.479	0-2	.000	37-50	.740	21	47	68	6.2	28	1	6	35	7	7	107	9.7
02	Youngblood, Sam	16-12	469	29.3	51-137	.372	22-76	.289	7-8	.875	10	38	48	3.0	27	0	22	29	1	19	131	8.2
21	Croley, Gilbert	8-0	81	10.1	15-23	.652	3-7	.429	6-10	.600	2	9	11	1.4	10	0	7	12	0	5	39	4.9
00	Tucker, Deven	17-15	293	17.2	30-46	.652	0-0	.000	9-14	.643	25	35	60	3.5	38	0	6	14	8	4	69	4.1
20	Williams, Jelal	10-0	84	8.4	5-12	.417	0-0	.000	7-14	.500	6	13	19	1.9	13	1	3	10	9	3	17	1.7
25	Steward Jr., Eric	7-0	37	5.3	4-13	.308	1-5	.200	2-4	.500	1	4	5	0.7	6	0	1	5	0	3	11	1.6
12	Ivic, Strahinja	11-3	84	7.6	5-18	.278	5-17	.294	0-0	.000	0	7	7	0.6	12	0	2	3	2	2	15	1.4
15	Boozer, Zameron	12-0	61	5.1	6-11	.545	0-0	.000	4-5	.800	6	9	15	1.3	4	0	0	5	3	4	16	1.3
10	Hunter, Jaxon	2-0	3	1.5	0-0	.000	0-0	.000	0-0	.000	0	0	0	0.0	0	0	1	1	0	0	0	0.0
Total		17	3426	201.5	475-1033	.460	135-361	.374	208-272	.765	197	431	628	36.9	301	5	185	285	82	128	1293	76.06
Opponents			3425	201.5	455-1027	.443	132-375	.352	276-355	.777	175	389	564	33.2	263	5	216	239	33	116	1318	77.53

Team Statistics	UAM	OPP	Conf	Date	Opponent	W/L	Score	Att.
SCORING	1293	1318		11/11/22	vs Rollins	L	83-85	75
Points Per Game	76.1	77.5		11/12/22	vs Florida Tech	L	72-80	89
Scoring Margin	-1.4	-	*	11/19/22	at Alabama Huntsville	L	74-84	335
FIELD GOALS-ATT	475-1033	455-1027		11/22/22	SPRING HILL	W	87-84	204
Field Goal Pct	.460	.443	*	11/26/22	WEST ALA.	L	51-81	131
3 POINT FG-ATT	135-361	132-375	*	11/28/22	at Shorter	W	74-58	175
3PT FG Pct	.374	.352	*	12/02/22	DELTA ST.	W	74-66	228
3PT Made Per Game	7.9	7.8	*	12/04/22	MISSISSIPPI COL.	W	79-74	258
FREE THROWS-ATT	208-272	276-355	*	12/09/22	at Lee	L	60-85	313
FT Pct	.765	.777	*	12/11/22	WEST GA.	L	60-63	159
FT Made Per Game	12.2	16.2	*	12/16/22	at Christian Brothers	W	77-74	219
REBOUNDS	628	564	*	12/18/22	at Union (TN)	L (OT)	87-92	150
Rebounds Per Game	36.9	33.2		12/29/22	at Georgia College	W	67-64	167
Rebounds Margin	3.7	-	*	12/31/22	VALDOSTA ST.	L	71-77	181
ASSISTS	185	216	*	01/02/23	WEST FLORIDA	W	98-75	160
Assists Per Game	10.9	12.7	*	01/07/23	at Montevallo	L	96-98	198
TURNOVERS	285	239	*	01/14/23	ALABAMA HUNTSVILLE	W	83-78	560
Turnovers Per Game	16.8	14.1	* = Conference game					
Turnovers Margin	-2.7	-						
Assist/Turnover Ratio	0.6	0.9						
STEALS	128	116						
Steals Per Game	7.5	6.8						
BLOCKS	82	33						
Blocks Per Game	4.8	1.9						
ATTENDANCE	1,881	1,557						
Dates/Avg Per Date	8-235	7-222						
Neutral Site #/Avg	-	2-82						

Score by Periods	1st	2nd	OT	Total
Auburn-Montgomery	600	687	6	1293
Opponents	649	658	11	1318



2022-2023 Auburn University at Montgomery Men's Basketball  
Overall Statistics (as of Jan 14, 2023)

Conference Games Only

Conf: 6-7   Home: 4-3   Away: 2-4   Neutral: 0-0

#	Player	GP-GS	MIN	AVG	FG		3PT		FT		Rebounds				PF	DQ	A	TO	BLK	STL	PTS	AVG
					FG-FGA	FG%	3FG-FGA	3FG%	FT-FTA	FT%	OFF	DEF	TOT	AVG								
03	Anderson, Travis	11-10	407	37.0	65-143	.455	37-81	.457	33-38	.868	10	28	38	3.5	16	0	45	28	0	20	200	18.2
04	Gaston, Jalen	13-10	424	32.6	59-150	.393	20-58	.345	34-41	.829	21	47	68	5.2	35	0	22	34	4	17	172	13.2
11	Graham, James	13-8	309	23.8	70-120	.583	4-11	.364	21-26	.808	24	70	94	7.2	39	2	17	26	34	12	165	12.7
22	Lanzi, Joseph	13-12	392	30.2	56-113	.496	20-44	.455	12-17	.706	13	30	43	3.3	41	1	27	27	1	16	144	11.1
01	Smith, Roderick	8-0	209	26.1	25-52	.481	0-1	.000	29-39	.744	16	31	47	5.9	21	1	4	29	7	6	79	9.9
02	Youngblood, Sam	13-11	409	31.5	42-111	.378	18-63	.286	5-6	.833	9	30	39	3.0	24	0	20	27	1	16	107	8.2
21	Croley, Gilbert	5-0	53	10.6	10-15	.667	2-4	.500	4-5	.800	0	7	7	1.4	6	0	6	2	0	1	26	5.2
00	Tucker, Deven	13-13	236	18.2	21-33	.636	0-0	.000	8-13	.615	19	31	50	3.8	33	0	5	10	7	3	50	3.8
20	Williams, Jelal	7-0	64	9.1	4-11	.364	0-0	.000	7-14	.500	5	13	18	2.6	9	1	2	7	8	3	15	2.1
25	Steward Jr., Eric	6-0	33	5.5	4-11	.364	1-5	.200	2-4	.500	1	4	5	0.8	5	0	1	5	0	2	11	1.8
15	Boozer, Zameron	10-0	53	5.3	5-10	.500	0-0	.000	2-3	.667	4	7	11	1.1	4	0	0	4	3	2	12	1.2
12	Ivic, Strahinja	7-1	33	4.7	1-11	.091	1-11	.091	0-0	.000	0	4	4	0.6	4	0	1	2	0	1	3	0.4
10	Hunter, Jaxon	2-0	3	1.5	0-0	.000	0-0	.000	0-0	.000	0	0	0	0.0	0	0	1	1	0	0	0	0.0
Total		13	2625	201.9	362-780	.464	103-278	.371	157-206	.762	143	327	470	36.2	237	5	151	211	65	99	984	75.69
Opponents			2625	201.9	344-778	.442	91-284	.320	226-286	.790	134	293	427	32.8	203	3	158	176	24	85	1005	77.31

Team Statistics			UAM	OPP	Date	Opponent	W/L	Score	Att.
SCORING			984	1005	11/19/22	at Alabama Huntsville	L	74-84	335
Points Per Game			75.7	77.3	11/26/22	WEST ALA.	L	51-81	131
Scoring Margin			-1.6	-	11/28/22	at Shorter	W	74-58	175
FIELD GOALS-ATT			362-780	344-778	12/02/22	DELTA ST.	W	74-66	228
Field Goal Pct			.464	.442	12/04/22	MISSISSIPPI COL.	W	79-74	258
3 POINT FG-ATT			103-278	91-284	12/09/22	at Lee	L	60-85	313
3PT FG Pct			.371	.320	12/11/22	WEST GA.	L	60-63	159
3PT Made Per Game			7.9	7.0	12/16/22	at Christian Brothers	W	77-74	219
FREE THROWS-ATT			157-206	226-286	12/18/22	at Union (TN)	L (OT)	87-92	150
FT Pct			.762	.790	12/31/22	VALDOSTA ST.	L	71-77	181
FT Made Per Game			12.1	17.4	01/02/23	WEST FLORIDA	W	98-75	160
REBOUNDS			470	427	01/07/23	at Montevallo	L	96-98	198
Rebounds Per Game			36.2	32.8	01/14/23	ALABAMA HUNTSVILLE	W	83-78	560
Rebounds Margin			3.4	-					
ASSISTS			151	158					
Assists Per Game			11.6	12.2					
TURNOVERS			211	176					
Turnovers Per Game			16.2	13.5					
Turnovers Margin			-2.7	-					
Assist/Turnover Ratio			0.7	0.9					
STEALS			99	85					
Steals Per Game			7.6	6.5					
BLOCKS			65	24					
Blocks Per Game			5.0	1.8					
ATTENDANCE			1,677	1,390					
Dates-Avg Per Date			7-240	6-232					
Neutral Site #-Avg			-	0-0					

Score by Periods	1st	2nd	OT	Total
Auburn-Montgomery	456	522	6	984
Opponents	494	500	11	1005