



AUBURN UNIVERSITY AT MONTGOMERY BASKETBALL

2022-2023 AUM MEN'S BASKETBALL GAME NOTES | 35 POSTSEASON APPEARANCES | 12 NATIONAL TOURNAMENT APPEARANCES | 17 ALL-AMERICANS

AUBURN MONTGOMERY

7-9
OVERALL

5-7
GSC

NR/NR
NABC TOP 25 / D2SIDA TOP 25

VS

MICHAEL CHEANEY
HEAD COACH

165-194
OVERALL

13th
SEASON

ALABAMA HUNTSVILLE

14-4
OVERALL

9-3
GSC

NR/NR
NABC TOP 25 / D2SIDA TOP 25

JOHN SHULMAN
HEAD COACH

223-170
OVERALL

13th
SEASON

STARTING LINEUP: WARHAWKS HOST CHARGERS IN WEEKEND GSC TILT

➔ GAME INFORMATION:

GM NO. 17: Auburn Montgomery vs Alabama Huntsville | **Venue:** AUM Athletics Complex | **City:** Montgomery, Ala. | **Tipoff:** Jan. 14, 4 PM
TV: Warhawk Sports Network | **Live Stats:** AUMathletics.com | **Social Media:** @AUMWarhawksMBB

➔ HOT-SHOOTING GIVES AUM SEASON-HIGH SCORING OUTPUT AGAINST WEST FLORIDA:

24 points from Joseph Lanzi and a 74.5 percent shooting clip sent the Warhawks to a season-high 98 points and a 23-point win over the University of West Florida Argonauts last time out. Lanzi went 10-of-13 from the field and 4-for-7 from three-point range, his only missed shots of the game. AUM posted the third-best single-game field goal percentage in Gulf South Conference history in the win. James Graham pitched in 20 points, nine rebounds, and six blocks, while point guard Travis Anderson tallied a season-high 10 assists and chipped in 18 points. Jalen Gaston marked the fourth Warhawk in double-figures with 10 points.

➔ CLEANING UP THE BOARDS:

The Warhawks are averaging 36.7 rebounds per game, which ranks third in the GSC, and James Graham leads the way with 7.1 rebounds per game. Graham ranked second in the GSC last season at 7.1 rebounds per game, and ranks fifth this season. He tallied 11 rebounds against Rollins, a season-high 14 against Florida Tech, and added 10 against West Georgia and Montevallo. Roderick Smith ranks second on the team averaging 6.2 rebounds, and Jalen Gaston ranks third on the team averaging 5.3 rebounds. Forward Deven Tucker ranks fourth on the squad in rebounding, clearing 3.8 boards per game.

PROBABLE STARTING LINEUP:

0
DEVEN TUCKER
Sr. • F • 6-5 • 190

2
SAM YOUNGBLOOD
So. • G • 6-4 • 195

3
TRAVIS ANDERSON
Jr. • G • 6-0 • 175

4
JALEN GASTON
Sr. • G • 6-2 • 175

22
JOSEPH LANZI
Jr. • G • 6-5 • 195

▶ 2022-2023 SCHEDULE & RESULTS

OVERALL RECORD:	7-9
GSC:	5-7
NON-CONFERENCE:	2-2
HOME AWAY NEUTRAL:	4-3 3-4 0-2

NOVEMBER (2-4)

3	Jacksonville State (Exhibition)	L, 101-93
11	vs. RV Rollins College*	L, 85-83
12	vs. Florida Tech*	L, 80-72
19	#24 University of Alabama Huntsville*	L, 84-74
22	Spring Hill College	W, 87-84
26	RV University of West Alabama*	L, 81-51
28	at Shorter University*	W, 74-58

DECEMBER (4-4)

2	Delta State University*	W, 74-66
4	Mississippi College*	W, 79-74
9	at Lee University*	L, 85-60
11	University of West Georgia*	L, 63-60
16	at Christian Brothers University*	W, 77-74
18	at Union University*	L, 92-87 (OT)
29	at Georgia College	W, 67-64
31	Valdosta State University*	L, 77-71

JANUARY (1-1)

2	University of West Florida*	W, 98-75
7	at University of Montevallo*	L, 98-96
14	University of Alabama Huntsville*	4 PM
18	at University of West Alabama*	7 PM
21	Shorter University*	4 PM
26	at Mississippi College*	7:30 PM
28	at Delta State University*	4 PM

FEBRUARY (0-0)

1	at University of West Georgia*	6:30 PM
4	Lee University*	4 PM
9	Union University*	8 PM
11	Christian Brothers University*	4 PM
16	at University of West Florida*	7:30 PM
18	at Valdosta State University*	3 PM
25	University of Montevallo*	4 PM
28	GSC Tournament Super Tuesday	TBA

MARCH-APRIL | POSTSEASON

4 & 5	GSC Final Four!	TBA
11-14	NCAA South Regional*	TBA
21-25	NCAA Elite Eight*	TBA
3-25	NCAA National Championship	TBA

* - GSC Games | * - South Region Tip-Off Challenge in Columbia, S.C.

1 - GSC Semifinals & Finals Played at Pete Hanna Center in Birmingham, Ala.

*NCAA South Regional Games Played at Host Campus Site TBA | *NCAA Elite Eight Games Played at TBA

ALL TIMES CENTRAL



NEWS & NOTES:

➔ RETURNING WARHAWKS:

The Warhawks return 10 players from last season's squad that went 12-16 and 9-11 in the GSC. AUM finished in a tie for eighth place in the GSC standings last year but lost out on a playoff birth in a tiebreaker scenario. AUM's top returning scorer is James Graham, who ranked 22nd in the GSC last season averaging 12.5 points per game. He also ranked second in the league in rebounding at 7.7 rebounds per contest. AUM also returns the team's top three shot blockers from last season's squad that finished first in all of NCAA Division II in blocks (174) and blocks per game (6.2). Graham (2.1) ranked first in the GSC in blocks, Roderick Smith (1.6) finished second, and Jelal Williams (1.2) finished fifth in the league in the category. Deven Tucker, Sam Youngblood, Tysen Banks, Jaxon Hunter, Strahinja Ivic, Zameron Boozer, and Gilbert Croley also all return for the Warhawks.

➔ ANDERSON NAMED A TOP NEWCOMER TO WATCH IN GSC:

Auburn University at Montgomery guard Travis Anderson was named to the Gulf South Conference Newcomer Watch List in the preseason. Anderson, a junior from Atlanta, Ga., is a transfer from Charleston Southern University. He was a Big South All-Freshman team member in 2019-2020 after averaging 8.9 points per game and led all Big South bench players in scoring average. He played 45 games for the Buccaneers and played 16.7 minutes per night.

➔ GULF SOUTH CONFERENCE PRESEASON POLL:

AUM was picked to finish 10th in this season's preseason coaches' poll. Defending Gulf South Conference tournament champion the University of Alabama in Huntsville was picked to win the league. They were followed by tournament runner-up, Lee. Valdosta State was picked to finish third in the league, West Alabama (104) was picked fourth, and Union (103) was picked fifth.

➔ CHASING 800:

The Warhawks own a 799-617 record all-time as a program. AUM, who began competing as an NAIA institution in the 1975-76 season, started the school's transition to NCAA Division II in 2016-17 when they competed as an NCAA independent. The Warhawks began playing a Gulf South Conference schedule in 2017-2018. AUM needs one more win to reach 800 program wins.

➔ NEWCOMER SCORING INFUSION:

The Warhawks have relied heavily on an infusion of scoring by new players on the roster this season. Newcomers this season account for 52.1 percent of AUM's scoring, or 630 of 1,210 points. The team's leading scorer, at 16.0 points per contest, is point guard Travis Anderson. Jalen Gaston is second on the squad at 13.0 points per game. Transfer wing Joe Lanzi is fourth on the team in scoring at 11.7 points per contest for the Warhawks.

➔ MONTGOMERY BLOCK PARTY:

AUM blocked 13 shot attempts against the University of West Alabama earlier this season, setting a new school record along the way. The previous record had been 11 blocks in a game, which the Warhawks did twice (in 2021 against Southeastern Baptist, and in 1997 against LaGrange). For the season, the Warhawks have blocked 28 shots as a team in five games, averaging 5.6 blocks per game. That number ranks first in the Gulf South Conference. James Graham leads the team and the league this season with 16 blocks (3.2 per game). AUM's top three shot blockers from last season are still on the roster, as Graham averaged 2.1 blocks to rank first in the league. The Warhawks totaled 174 blocks, or 6.2 per game. Roderick Smith (1.6) finished second in the GSC last season, and Jelal Williams (1.2) finished fifth.

➔ ANDERSON LEADING IN THE SCORING COLUMN:

Newcomer Travis Anderson leads the way for the AUM offense at 16.0 points per game. Anderson has posted double-figures 10 times this year, including a season-high 32 points against Mississippi College. Anderson also tallied 27 points against Union, scored 26 against Shorter, and dropped 23 against Montevallo. Anderson also posted a season-best 10 assists for AUM in a 23-point win over West Florida. Anderson is averaging 16.0 points, 3.8 rebounds, 3.1 assists, and 1.5 steals in 36.5 minutes per game to this point in the season for the Warhawks.

➔ **GSC LEADERS:** Newcomer guard Joseph Lanzi is fourth in the GSC in three-point percentage at 46.6 percent (27-for-58). James Graham leads the GSC in blocks with 41, averaging 2.6 blocks per game, and is fifth in rebounding at 7.1 rebounds per game. Gaston ranks 13th in minutes played (33.0 per game) for the Warhawks. Travis Anderson ranks second in minutes played (36.3), eighth in scoring (16.0), and is seventh in steals (1.5). The Warhawks rank first in the GSC in blocks per game (4.9), but also rank league-worst in the turnovers column with 17.1 per game.

➔ THE MICHAEL CHEANEY FILE:



The Warhawks' head men's basketball coach, Michael Cheaney, enters his 9th season at the helm of Auburn Montgomery and 13th overall as a collegiate head coach. Cheaney, a coaching veteran with more than 20 years of experience at the NCAA Division I, II, III and NAIA levels, took over the helm of AUM after spending four seasons as head coach at Voorhees College in Denmark, S.C.

Last season, AUM posted a record of 12-16 in 2021-22, highlighted by senior guard Isaiah Hart being named to the All-GSC second team. Hart finished third in the conference in points per game (18.2) and led the GSC with 114 assists. Senior guard Jeremiah Bozeman was named to the GSC All-Academic Team and the CoSIDA Academic All-District Team for his efforts both on the court and in the classroom. The Warhawks led all of NCAA Division II with 174 total blocked shots and 6.2 blocks per game. Junior forward James Graham led the GSC with 58 blocks while Roderick Smith ranked second with 42 and Jelal Williams ranked fifth with 30. Hart took home GSC player of the week honors twice over the course of the season while Bozeman and Graham were also named conference player of the week in 2021-22.

Prior to joining the coaching ranks, Cheaney was a standout student-athlete at Kentucky Wesleyan University. During his playing career, Cheaney earned the Senior Award as the Panthers' outstanding athlete and set the school record for field goal percentage, which he still owns today. He was also named the team's Most Improved Player. He still owns that Cheaney earned his bachelor's degree in criminal justice from Kentucky Wesleyan in 1996. He went on to earn a master's in sports management from Indiana State University.



▶ HOW THEY COMPARE

	TALE OF THE TEAMS CATEGORY	
75.6	POINTS PER GAME	75.1
45.8	FIELD GOAL PERCENTAGE	44.6
36.9	3-PT FIELD GOAL PERCENTAGE	35.6
76.3	FREE THROW PERCENTAGE	74.9
36.7	REBOUNDS PER GAME	32.9
10.7	ASSISTS PER GAME	14.8
17.1	TURNOVERS PER GAME	11.1
-2.8	TURNOVER MARGIN	3.2
0.6	ASSIST-TURNOVER RATIO	1.3
15.3	POINTS OFF TURNOVERS	16.1
7.6	STEALS PER GAME	7.4
4.9	BLOCKS PER GAME	1.7


▶ ALL-TIME SERIES HISTORY

DATE	SCORE	H/A/N
12.11.1975	W, 103-99	A
1.13.1976	L, 85-74	H
12.11.1976	L, 82-75	H
2.11.1977	L, 86-84	A
12.17.1977	L, 63-55	A
1.27.1978	L, 71-48	H
2.23.1978	L, 77-56	A
1.25.1978	L, 102-85	H
1.13.1979	W, 79-66	A
2.23.1979	L, 88-70	H*
12.6.1979	L, 100-81	A
1.18.1980	L, 72-60	H
2.23.1980	L, 84-68	H*
1.10.1981	W, 91-82	A
2.7.1981	L, 96-75	H
1.9.1982	W, 47-44	H
2.12.1982	W, 58-56	A
2.24.1982	L, 50-45	H
12.10.1982	W, 60-54	H
1.15.1983	W, 75-63	A
2.14.1983	L, 69-55	H
2.25.1983	L, 73-70	A
3.5.1983	L, 75-63	A*
1.19.1984	W, 84-79	A
2.11.1984	W, 99-60	A
1.19.1985	W, 65-62	A
2.18.1985	W, 66-59	H
1.11.1986	W, 83-66	A
2.20.1986	W, 77-75	H
1.26.1987	W, 75-59	A
2.23.1987	W, 78-76	A
12.11.1987	W, 88-77	H
1.2.1988	W, 86-75	H
1.14.1988	W, 97-80	A
12.21.1991	L, 81-80	H
12.19.1992	W, 103-97	H
11.26.2011	L, 61-46	H
1.13.2018	L, 106-77	H
12.1.2018	L, 80-78	H
11.25.2019	L, 68-54	A
1.22.2022	W, 107-97 (2OT)	H
11.19.2022	L, 84-74	A
1.14.2023		

Overall Series Record: UAH leads 22-20
Series Streak: UAH W1
AUM Home Record: 8-14
AUM Road Record: 12-8
AUM Neutral Site Record: -
AUM OT Record: 1-0


0
DEVEN TUCKER
Sr. • F • 6-5 • 190


1
RODERICK SMITH
Sr. • F • 6-8 • 240



2
SAM YOUNGBLOOD
So. • G • 6-4 • 195


3
TRAVIS ANDERSON
Jr. • G • 6-0 • 175



4
JALEN GASTON
Sr. • G • 6-2 • 175


5
TYSEN BANKS
Jr. • G • 6-0 • 185


10
JAXSON HUNTER
Sr. • G • 6-2 • 220


11
JAMES GRAHAM
Sr. • F • 6-7 • 225


12
STRAHINJA IVIC
Sr. • F • 6-7 • 215


14
JAUQUAN TYUS
Jr. • F • 6-6 • 225


15
ZAMERON BOOZER
Jr. • F • 6-8 • 240


20
JELAL WILLIAMS
R-Jr. • F • 6-9 • 185



21
GILBERT CROLEY
So. • G • 6-3 • 170


22
JOSEPH LANZI
Jr. • G • 6-5 • 195


25
ERIC STEWARD JR.
Fr. • G • 6-2 • 185


HC
MICHAEL CHEANEY
Head Coach


AC
BAILEY MCEWEN
Assistant Coach


AT
BRIELLE RINGLE
Athletic Training

QUICK FACTS • INFORMATION	
Location	Montgomery, Ala., 36124
Founded	1967
Enrollment	5,211
Nickname	Warhawks
Colors	Orange and Black
National Affiliation	NCAA Division II
Conference	Gulf South Conference
President	Dr. Carl. Stockton
Athletic Director	Erik Maas
Senior Women's Administrator	Amber Rae Childers
FAR:	John Aho
Stadium (Capacity)	AUM Athletics Complex (2,650)

COACHING STAFF	
Head Coach	Michael Cheaney
Alma Mater/Yr	Kentucky Wesleyan/1996
Record at AUM/Yrs	93-139/9th
Overall Record/Yrs	165-194/13th
Assistant Coach	Bailey McEwen/4th
Alma Mater/Yr	Southern Indiana/2017

TEAM INFORMATION	
2021-22 Record	12-16
Gulf South Conference Record	9-11
Regular Season	Tied for 8th
GSC Tournament	N/A
Final 2021-22 National Ranking	NR
Starters Returning/Lost (2021-22)	3/2
Letterwinners Returning/Lost (2021-22)	10/3

BASKETBALL HISTORY	
First Year of Basketball	1975
All-time Record:	799-617
All-time GSC Record:	36-73
NCAA Appearances/Record	N/A
Last Appearance	N/A
Place:	N/A
Result:	N/A
Location:	N/A

EXTERNAL RELATIONS | ATHLETIC COMMUNICATIONS

The Auburn University at Montgomery **Sports Information Office** provides public relations to members of the media. Game day services include statistics, photography (when available), video clips (when available), and post-game access to coaches and student-athletes. The Sports Information office is located on the first floor of the AUM Athletics Complex in office suite 104.

Primary Contact **Cody Clark**
E-Mail: cclark26@aum.edu | Cell: (843) 610-6007

Secondary Contact **Mark Gilliam**
E-Mail: mgilliam@aum.edu | Cell: (205) 399-3114

2022-2023 AUBURN UNIVERSITY AT MONTGOMERY NUMERICAL ROSTER

#	NAME	POS	HT	WT	CLASS	HOMETOWN / PREVIOUS SCHOOL
0	Deven Tucker	F	6-5	190	Sr.	Birmingham, Ala. / Helena HS
1	Roderick Smith	F	6-8	240	Sr.	Cyrstal Springs, Miss. / Western Illinois
2	Sam Youngblood	G	6-4	195	So.	McCalla, Ala. / McAdory HS
3	Travis Anderson	G	6-0	175	Jr.	Atlanta, Ga. / Charleston Southern
4	Jalen Gaston	G	6-2	175	Sr.	Montgomery, Ala. / Enterprise State CC
5	Tysen Banks	G	6-0	185	Jr.	Memphis, Tenn. / Kilgore College
10	Jaxson Hunter	G	6-2	220	Sr.	Trussville, Ala. / Hewitt-Trussville HS
11	James Graham	F	6-7	225	Sr.	Maywood, Ill. / Cuyahoga CC
12	Strahinja Ivic	F	6-7	215	Sr.	Belgrade, Serbia / Garrett College
14	JaQuan Tyus	F/C	6-6	225	Jr.	Memphis, Tenn. / Shawnee CC
15	Zameron Boozer	F/C	6-8	240	So.	Lanett, Ala. / Jacksonville Univ.
20	Jelal Williams	F	6-9	185	R-Jr.	Dallas, Ga. / UNC Pembroke
21	Gilbert Croley	G	6-3	170	So.	Atlanta, Ga. / East Coweta HS
22	Jospeh Lanzi	G	6-5	195	Jr.	Chelseas, Ala. / Univ. of Charleston
25	Eric Steward Jr.	G	6-2	185	Fr.	Memphis, Tenn. / Douglass HS

Head Coach: Michael Cheaney (13th season - 9th at AUM)
Assistant Coach: Bailey McEwen (4th)
Athletic Training: Brielle Ringle (4th)
Sports Information: Cody Clark (3rd - 1st at AUM)



GULF SOUTH CONFERENCE STANDINGS

SCHOOL	CONF	CPCT.	OVERALL	PCT.	HOME	AWAY	NEUTRAL	STREAK
LEE	10-3	.769	11-3	.786	7-0	4-3	0-0	W1
ALABAMA HUNTSVILLE	9-3	.750	14-4	.778	9-0	4-3	1-1	W1
WEST GEORGIA	9-3	.750	10-4	.714	6-1	4-3	0-0	W3
UNION	9-3	.750	10-7	.588	6-3	3-4	1-0	L1
WEST ALABAMA	9-4	.692	13-4	.765	8-3	5-1	0-0	L2
VALDOSTA STATE	9-4	.692	13-6	.684	7-2	4-2	2-2	W5
MISSISSIPPI COLLEGE	6-7	.462	10-7	.588	6-2	2-5	2-0	W2
MONTEVALLO	6-7	.462	8-9	.471	5-3	2-5	1-1	W2
AUBURN MONTGOMERY	5-7	.417	7-9	.438	4-3	3-4	0-2	L1
DELTA STATE	3-9	.250	5-11	.312	2-6	3-5	0-0	W1
WEST FLORIDA	3-10	.231	7-10	.412	5-5	2-5	0-0	L5
CHRISTIAN BROTHERS	3-10	.231	3-13	.188	3-6	0-7	0-0	L1
SHORTER	1-12	.077	3-14	.176	2-6	1-6	0-2	L11

GULF SOUTH CONFERENCE WEEKLY HONORS

PLAYER OF THE WEEK

Nov. 8	Chaney Johnson, Alabama Huntsville
Nov. 15	Chaney Johnson, Alabama Huntsville
Nov. 22	Chaney Johnson, Alabama Huntsville
Nov. 29	Braxton Bertollette, UM
Dec. 6	Travis Anderson, AUM
Dec. 13	Tradavis Thompson, Mississippi College
Dec. 20	Tylandrius Parks, UU
Jan. 3	Braxton Bertollette, UM
Jan. 10	Boe Nguidjol, UU
Jan. 17	
Jan. 24	
Jan. 31	
Feb. 4	
Feb. 14	
Feb. 21	
Feb. 27	

FRESHMAN OF THE WEEK

Nov. 8	N/A
Nov. 15	MJ Jones, Montevallo
Nov. 22	MJ Jones, Montevallo
Nov. 29	MJ Jones, Montevallo
Dec. 6	MJ Jones, Montevallo
Dec. 13	Ivan Prug, Union
Dec. 20	Tyler Moore, UM
Jan. 3	Tyler Moore, UM
Jan. 10	Tyler Moore, UM
Jan. 17	
Jan. 24	
Jan. 31	
Feb. 4	
Feb. 14	
Feb. 21	
Feb. 27	



NATIONAL ASSOCIATION OF BASKETBALL COACHES TOP 25 POLL | JAN. 2, 2022

RNK	SCHOOL	RECORD	POINTS	PREV
1	INDIANA (PA.) (10)	13-0	393	1
2	NOVA SOUTHEASTERN (3)	14-0	384	2
3	BLACK HILLS STATE (1)	13-0	369	3
4	NORTHWEST MISSOURI STATE (2)	14-1	356	5
5	LINCOLN MEMORIAL	15-1	326	6
6	COLORADO SCHOOL OF MINES	14-1	311	7
7	CENTRAL OKLAHOMA	15-1	304	8
8	WEST LIBERTY	13-1	280	9
9	AUGUSTA	13-1	267	10
10	HILLSDALE, MICH.	14-1	249	11
11	MISSOURI-ST. LOUIS	13-1	236	4
12	CAL STATE SAN BERNARDINO	10-1	232	12
13	UNC PEMBROKE	14-1	212	13
14	BENTLEY	12-1	201	14
15	FORT LEWIS	13-1	174	15
16	DOMINICAN	14-1	165	16
17	WEST VIRGINIA STATE	13-1	147	17
18	ST. THOMAS AQUINAS	14-2	100	21
19	EAST STROUDSBURG	12-1	96	23
20	MSU MOORHEAD	13-2	73	25
21	CLAFLIN	12-1	63	24
22	YOUNG HARRIS	12-1	52	18
23	EMBRY-RIDDLE	12-2	45	NR
24	INDIANAPOLIS	12-2	29	NR
25	POINT LOMA	14-3	26	NR

OTHERS RECEIVING VOTES:

EMPORIA STATE 22, SAINT MARTIN'S 19, SOUTHERN NAZARENE 17, PACE 14, NORTH GEORGIA 5, COLORADO MESA 5, AZUSA PACIFIC 4, NORTHERN STATE 4, ANGELO STATE 3, MERCYHURST 3, MINNESOTA DULUTH 3, NORTHERN MICHIGAN 3, PITTSBURGH-JOHNSTOWN 3, VIRGINIA UNION 3, WEST ALABAMA 2, NEW HAVEN 1.

DROPPED OUT:

VIRGINIA UNION (19), EMPORIA STATE (20), NORTH GEORGIA (22)



WARHAWKS BY THE NUMBERS

799

wins that the AUM Warhawks men's basketball program has amassed since its debut season in 1975-1976. AUM has posted an all-time record of 799-616, which translates to a .564 winning percentage. AUM needs just one more wins to register program win No. 800.

36.7

rebounds per game that the Warhawks average this year. AUM ranks third in the GSC in per-game rebounding. They are also second in the league in offensive rebounds, averaging 11.4 offensive boards per game.

13

blocks AUM tallied on Nov. 26 against the University of West Alabama to set a new school record. The 13 blocks is also tied for 6th all-time in GSC history in a single game. The Warhawks got six blocks from James Graham to lead the way, while Jelal Williams registered three blocks. Deven Tucker, Sam Youngblood, Jalen Gaston, and Zameron Boozer each posted one block in the contest.

1

more victory needed by the Auburn University at Montgomery Warhawks men's basketball program to reach 800 all-time. AUM began play in the 1975-1976 season.

4.9

blocks per game AUM averages this season, which leads the GSC. The Warhawks rank second in the league in blocks this year (79). AUM is fresh off a campaign last season in which they led all of NCAA Division II in blocks with 6.2 blocks per game in 28 games played.





GAME-BY-GAME TEAM COMPARISONS

Opponent	W/L	FGM-FGA	PCT.	3PM-3PA	PCT.	FTM-FTA	PCT.	OReb	DReb	TotReb	PF	AST	TO	BLK	STL	1stH	2ndH	OT	PTS
AUBURN MONTGOMERY	L	32-62	51.6%	11-22	50%	8-10	80%	11	22	33	18	15	20	4	9	40	43	-	83
Rollins College		32-61	52.5%	12-15	80%	9-13	69.2%	9	20	29	10	18	17	1	7	45	40	-	85
AUBURN MONTGOMERY	L	25-59	42.4%	5-18	27.8%	17-23	73.9%	17	27	44	16	6	18	6	1	31	41	-	72
Florida Tech		28-66	42.4%	10-25	40%	14-19	73.7%	12	21	33	16	14	8	3	12	42	38	-	80
AUBURN MONTGOMERY	L	26-66	39.4%	10-26	38.5%	12-18	66.7%	12	33	45	22	12	14	1	5	39	35	-	74
at #24 Alabama Huntsville		26-61	42.6%	9-38	23.7%	23-27	85.2%	5	33	38	17	13	7	2	7	38	46	-	84
Spring Hill College		28-59	47.5%	10-24	41.7%	18-19	94.7%	10	28	38	18	11	25	3	7	36	48	-	84
vs. AUBURN MONTGOMERY	W	34-77	44.2%	10-27	37%	9-11	81.8%	17	21	38	15	11	19	4	12	41	46	-	87
RV West Alabama		29-61	47.5%	1-10	10%	22-27	82%	17	24	41	22	10	17	0	5	44	37	-	81
vs. AUBURN MONTGOMERY	L	19-49	39%	2-11	18%	11-20	55%	8	15	23	22	7	21	13	10	18	33	-	51
AUBURN MONTGOMERY	W	29-63	46%	6-17	35.3%	10-12	83.3%	11	26	37	13	10	5	2	8	36	38	-	74
at Shorter		22-55	40%	7-22	31.8%	7-9	78%	6	21	27	12	13	13	4	0	28	30	-	58
Delta State		25-54	46.3%	10-29	34.5%	6-6	100%	8	19	27	10	10	14	1	6	35	31	-	66
vs. AUBURN MONTGOMERY	W	29-56	51.8%	12-22	54.5%	4-4	100%	8	21	29	10	8	11	1	7	38	36	-	74
Mississippi College		28-56	50%	0-10	0%	18-24	75%	9	19	28	20	12	13	0	3	39	35	-	74
vs. AUBURN MONTGOMERY	W	24-54	44.4%	6-21	28.6%	25-29	86.2%	13	22	35	18	4	14	2	5	35	44	-	79
AUBURN MONTGOMERY	L	23-65	35.4%	4-17	23.5%	10-11	91%	13	22	35	19	12	23	3	9	27	33	-	60
at Lee		30-62	48.4%	6-20	30%	19-23	82.6%	11	27	38	14	19	16	7	11	35	50	-	85
RV West Georgia		22-62	35.5%	5-20	25%	14-17	82.4%	10	22	32	11	4	10	1	9	37	26	-	63
vs. AUBURN MONTGOMERY	L	25-63	39.7%	4-19	21.1%	6-6	100%	16	31	47	14	7	20	7	3	27	33	-	60
AUBURN MONTGOMERY	W	24-49	49%	5-17	29.4%	24-29	82.8%	11	24	35	21	10	21	6	12	30	47	-	77
at Christian Brothers		25-54	46.3%	5-17	29.4%	19-24	79.2%	7	15	22	18	11	16	0	10	41	33	-	74
AUBURN MONTGOMERY	L	32-70	45.7%	9-24	37.5%	14-21	67%	8	28	36	29	14	15	2	9	36	45	6	87
at Union		24-56	42.9%	13-23	56.5%	31-43	72.1%	11	35	46	19	17	18	1	4	34	47	11	92
AUBURN MONTGOMERY	W	22-55	40%	6-16	37.5%	17-22	77.3%	9	34	43	15	2	17	3	7	32	35	-	67
at Georgia College		23-63	36.5%	9-27	33.3%	9-18	50%	10	27	37	16	15	13	2	5	32	32	-	64
Valdosta State		26-59	44.1%	4-17	23.5%	21-31	67.7%	11	26	37	17	8	15	3	10	35	42	-	77
vs. AUBURN MONTGOMERY	L	26-66	39.4%	6-23	26.1%	13-14	93%	15	27	42	24	9	19	5	5	35	36	-	71
West Florida		25-59	42.4%	5-15	33.3%	20-25	80%	13	11	24	14	10	12	0	4	37	38	-	75
vs. AUBURN MONTGOMERY	W	38-51	74.5%	14-22	63.6%	8-12	67%	3	23	26	19	21	17	10	9	41	57	-	98
AUBURN MONTGOMERY	L	35-63	55.6%	11-26	42.3%	15-24	62.5%	11	28	39	14	23	19	10	11	52	44	-	96
at Montevallo		35-74	47.3%	12-27	44.4%	16-19	84.2%	14	21	35	16	18	14	5	11	52	46	-	98



WARHAWKS POINTS-REBOUNDS-ASSISTS

	#0	#1	#2	#3	#4	#10	#11	#12	#15	#20	#21	#22	#25
OPPONENT	TUCKER	SMITH	YOUNGBLOOD	ANDERSON	GASTON	HUNTER	GRAHAM	IVIC	BOOZER	WILLIAMS	CROLEY	LANZI	STEWART JR.
vs. Rollins College	5-1-0	10-5-2	DNP	6-2-2	27-4-3	DNP	2-11-3	3-0-1	DNP	0-0-1	7-2-0	23-5-3	DNP
vs. Florida Tech	4-3-1	13-9-0	DNP	16-6-2	4-2-3	DNP	17-14-0	6-3-0	2-2-0	0-0-0	0-1-0	10-1-0	DNP
at #24 Ala. Huntsville*	0-3-1	8-2-0	8-3-2	18-8-2	16-10-4	DNP	11-7-1	3-3-0	0-0-0	1-2-0	0-2-0	9-2-2	0-0-0
Spring Hill	6-5-0	DNP	17-7-2	8-7-2	12-3-2	DNP	19-3-1	3-0-0	2-2-0	2-1-0	6-1-1	12-6-3	0-0-0
RV West Alabama	6-3-0	DNP	4-1-1	7-1-2	20-4-0	DNP	6-5-2	0-0-0	0-2-0	0-2-1	DNP	8-3-1	DNP
at Shorter*	2-6-0	DNP	6-4-1	26-2-0	10-8-2	DNP	19-7-1	DNP	DNP	DNP	5-0-1	6-5-1	DNP
Delta State*	4-5-0	4-3-0	16-5-3	14-3-2	19-4-1	DNP	12-3-1	DNP	0-0-0	DNP	DNP	5-3-1	DNP
Mississippi College*	4-3-0	8-5-0	0-4-0	32-6-2	17-6-1	DNP	14-5-0	DNP	0-0-0	DNP	0-0-0	4-3-1	DNP
at Lee*	2-3-0	13-8-0	10-3-2	2-3-6	15-4-3	0-0-0	6-7-0	DNP	0-0-0	0-1-0	5-1-1	2-1-0	5-1-0
West Georgia*	4-6-1	8-5-0	11-2-0	DNP	8-7-1	DNP	13-10-0	DNP	0-1-0	DNP	16-4-4	0-1-1	0-1-0
at Christian Brothers*	6-4-0	17-7-1	7-0-5	-	11-4-3	DNP	13-7-0	0-0-0	2-1-0	0-4-0	-	15-1-0	6-3-1
at Union (Tenn.)*	12-3-2	13-8-3	8-6-1	27-3-2	2-2-1	DNP	6-6-3	0-1-1	DNP	DNP	-	19-3-1	0-0-0
at Georgia College	4-0-0	5-7-0	7-1-0	17-3-0	7-11-2	DNP	12-7-0	0-0-0	DNP	DNP	-	15-5-0	DNP
Valdosta State*	4-9-0	8-9-0	5-3-0	10-2-5	16-6-1	DNP	10-3-1	0-0-0	DNP	DNP	-	18-4-2	DNP
West Florida*	2-0-0	-	14-3-2	18-0-10	10-1-2	0-0-1	20-9-3	0-0-0	4-4-0	6-4-0	-	24-2-3	0-0-0
at Montevallo*	4-1-1	-	7-2-2	23-7-6	14-8-3	-	17-10-4	0-0-0	6-2-0	8-4-1	-	17-4-6	DNP
Alabama Huntsville*													
at West Alabama*													
Shorter*													
at Mississippi College*													
at Delta State*													
at West Georgia*													
Lee*													
Union*													
Christian Brothers*													
at West Florida*													
at Valdosta State*													
Montevallo*													

WARHAWKS GAME HIGHS

Opponent	Pts	Rebs	Asts	Stls	Blks
vs. Rollins College	Gaston (27)	Graham (11)	Three w/ 3	Lanzi (4)	Graham (3)
vs. Florida Tech	Graham (17)	Graham (14)	Gaston (3)	Graham (3)	Graham (1)
#24 Ala. Huntsville*	Anderson (18)	Gaston (10)	Gaston (4)	Two w/ 2	Graham (1)
Spring Hill*	Graham (19)	Two w/ 7	Lanzi (3)	Two w/ 3	Graham (3)
RV West Alabama*	Gaston (20)	Graham (5)	Two w/ 2	Gaston (3)	Graham (6)
at Shorter*	Anderson (26)	Lanzi (10)	Lanzi (5)	Anderson (3)	Two w/ 1
Delta State*	Gaston (19)	Two w/ 5	Youngblood (3)	Two w/ 2	Smith (1)
Mississippi College*	Anderson (32)	Two w/ 6	Anderson (2)	Gaston (2)	Graham (2)
at Lee*	Gaston (15)	Smith (8)	Anderson (6)	Anderson (3)	Three w/ 1
West Georgia*	Croley (16)	Graham (10)	Croley (4)	Three w/ 1	Graham (5)
at Christian Brothers*	Smith (17)	Two w/ 7	Youngblood (5)	Youngblood (3)	Graham (3)
at Union*	Anderson (27)	Smith (8)	Two w/ 3	Gaston (3)	Two w/ 1
at Georgia College*	Anderson (17)	Gaston (11)	Gaston (2)	Two w/ 2	Three w/ 1
Valdosta State*	Lanzi (18)	Two w/ 9	Anderson (5)	Lanzi (3)	Smith (3)
West Florida*	Lanzi (24)	Graham (9)	Anderson (10)	Three w/ 2	Graham (6)
at Montevallo*	Anderson (23)	Graham (10)	Two w/ 6	Lanzi (3)	Graham (5)
Ala. Huntsville*					
at West Alabama*					
Shorter*					
at Mississippi College*					
at Delta State*					
at West Georgia*					
Lee*					
Union*					
Christian Brothers*					
at West Florida*					
at Valdosta State*					
Montevallo*					

WARHAWKS STARTING LINEUPS

Opponent	G	G	G	F	F
vs. Rollins College	Anderson	Gaston	Ivic	Graham	Smith
vs. Florida Tech	Anderson	Gaston	Ivic	Graham	Smith
#24 Ala. Huntsville*	Anderson	Gaston	Ivic	Graham	Tucker
Spring Hill*	Anderson	Gaston	Youngblood	Lanzi	Tucker
RV West Alabama*	Anderson	Gaston	Youngblood	Lanzi	Tucker
at Shorter*	Anderson	Gaston	Youngblood	Lanzi	Tucker
Delta State*	Anderson	Gaston	Youngblood	Lanzi	Tucker
Mississippi College*	Anderson	Gaston	Youngblood	Lanzi	Tucker
at Lee*	Anderson	Gaston	Youngblood	Lanzi	Tucker
West Georgia*	Gaston	Youngblood	Lanzi	Graham	Tucker
at Christian Brothers*	Gaston	Youngblood	Lanzi	Graham	Tucker
at Union*	Gaston	Youngblood	Lanzi	Graham	Tucker
at Georgia College*	Anderson	Gaston	Lanzi	Graham	Tucker
Valdosta State*	Anderson	Gaston	Lanzi	Graham	Tucker
West Florida*	Anderson	Youngblood	Lanzi	Graham	Tucker
at Montevallo*	Anderson	Youngblood	Lanzi	Graham	Tucker
Ala. Huntsville*					
at West Alabama*					
Shorter*					
at Mississippi College*					
at Delta State*					
at West Georgia*					
Lee*					
Union*					
Christian Brothers*					
at West Florida*					
at Valdosta State*					
Montevallo*					



RECORD VERSUS ALL OPPONENTS

GULF SOUTH CONFERENCE SCHOOLS:

Alabama Huntsville	20-22
Christian Brothers	4-3
Delta State	4-8
Lee (Tenn.)	10-17
Mississippi College	5-4
Montevallo (Ala.)	33-31
Shorter	28-5
Union (Tenn.)	2-10
Valdosta State	4-14
West Alabama	1-11
West Georgia	1-10
West Florida	10-12

ALABAMA SCHOOLS:

Alabama Birmingham	0-1
Alabama State	8-27
Athens State (Ala.)	33-34
Birmingham Southern	20-34
Concordia (Ala.)	9-1
Faulkner	44-33
Huntingdon	11-5
Jacksonville State	2-8
Miles (Ala.)	3-1
Mobile (Ala.)	20-14
Samford	0-3
Selma	28-3
South Alabama	0-2
Spring Hill	27-22
Stillman College	6-0
Talladega	51-8
Troy	4-7
Tuskegee	11-4

OTHER OPPONENTS:

Albany State	0-2
Allen	1-0
Anderson	2-0
Arkansas-Monticello	0-1
Armstrong Atlantic State	0-1
Azusa Pacific	0-2
Baptist Christian	1-0
Barber-Scotia	1-1
Belhaven	9-12
Benedict College	0-1
Berry	8-5
Bethel (Tenn.)	1-1
Blue Mountain	3-0
Brevard	1-0
Brewton-Parker	30-6
Campbellsville	1-0
Carson Newman	0-1
Cedarville	1-0
Christian Heritage	1-0
Clafflin	3-3
Clark-Atlanta	0-2
Coastal Georgia	5-2
College of Charleston	3-2
Columbus State	3-2

Crichton	0-1
Cumberland	9-8
Dalton State	2-4
Daniel Payne	4-0
DeVry Institute	1-0
Dillard	22-9
Earl Paulk	3-0
Edward Waters	1-0
Embry-Riddle	2-2
Emmanuel	20-12
Eureka	1-0
Findlay	0-1
Flagler	0-1
Florida International	1-0
Florida Memorial	2-0
Florida Southern	1-0
Florida Tech	3-0
Fort Hays State	1-0
Fort Valley State	1-0
Francis Marion	0-1
Freed-Hardeman	0-4
Georgia College	1-2
Georgia Southwestern	16-20
Georgetown (Ky.)	0-1
Grace	1-0
Grand Canyon	0-1
Hastings	0-1
Hawaii Pacific	1-0
High Point	1-0
Indiana State	1-0
Jarvis Christian	1-0
Johnson C. Smith	2-0
Kansas State	0-1
Kearney State	0-1
Kennesaw State	1-0
Kentucky State	0-1
Kentucky Wesleyan	2-1
LaGrange	21-6
Lambuth	1-2
Lander	1-0
Lees-McRae	1-0
Life	1-15
Limestone	3-0
Lipscomb	0-1
Loyola-New Orleans	4-6
LSU-Shreveport	1-1
Martin Methodist	1-8
Middle Georgia State	3-4
Mohawk	1-0
Morris Brown	1-1
North Alabama	4-5
North Georgia	13-8
Oakwood	2-1
Oklahoma	0-1
Oklahoma Baptist	0-3
Oklahoma City	0-1
Paine	1-0
Patton	1-0

Paul Quinn	1-0
Pensacola Christian	1-0
Phillips	1-0
Piedmont	1-1
Pikeville	1-0
Point	2-2
Prairie View A&M	1-0
Puerto Rico-Mayaguez	1-0
Quincy	0-1
Reinhardt	15-5
Robert Morris-Chicago	0-1
Rollins College	0-3
South Carolina	0-1
Southeastern Baptist	1-0
South Carolina-Aiken	1-1
South Carolina-Spartanburg	0-1
Southern-Baton Rouge	0-1
Southern-New Orleans	14-3
Southern Benedictine	7-2
Southern Poly	14-21
Southern Wesleyan	23-8
St. Augustine's	0-1
St. Joseph's	1-0
St. Leo	1-1
St. Rose	1-0
St. Thomas Aquinas	0-1
Taylor (Ind.)	0-1
Tampa	1-0
Tennessee Temple	1-0
Tennessee Wesleyan	2-0
Texas College	4-1
Texas Tech	0-1
Thomas	3-1
Tiffin	1-0
Tougaloo	1-0
Trevecca Nazarene	4-2
Truett-McConnell	2-0
Tulane	0-1
Tusculum	1-0
University of the South	1-0
Voorhees	4-1
Washburn	0-1
Webber International	1-0
West Virginia Wesleyan	0-1
Westminster	0-1
Westmont	0-1
William Carey	27-15
William Jewell	2-0
Wisconsin-Eau Claire	1-0
Xavier (La.)	15-6
Young Harris	0-2

2022-2023 Auburn University at Montgomery Men's Basketball
Overall Statistics (as of Jan 7, 2023)

Overall Record: 7-9 Conf: 5-7 Home: 4-3 Away: 3-4 Neutral: 0-2

#	Player	GP-GS	MIN	AVG	FG		3PT		FT		Rebounds				PF	DQ	A	TO	BLK	STL	PTS	AVG
					FG-FGA	FG%	3FG-FGA	3FG%	FT-FTA	FT%	OFF	DEF	TOT	AVG								
03	Anderson, Travis	14-13	508	36.3	72-171	.421	36-87	.414	44-52	.846	15	38	53	3.8	19	0	43	44	1	21	224	16.0
04	Gaston, Jalen	16-14	528	33.0	71-188	.378	23-67	.343	43-51	.843	23	61	84	5.3	43	0	32	35	6	21	208	13.0
11	Graham, James	16-10	355	22.2	83-148	.561	7-15	.467	24-31	.774	32	82	114	7.1	46	2	20	37	41	13	197	12.3
22	Lanzi, Joseph	16-13	480	30.0	70-141	.496	27-58	.466	20-27	.741	18	36	54	3.4	46	1	29	36	1	23	187	11.7
01	Smith, Roderick	11-2	305	27.7	35-73	.479	0-2	.000	37-50	.740	21	47	68	6.2	28	1	6	35	7	7	107	9.7
02	Youngblood, Sam	15-11	429	28.6	47-128	.367	19-70	.271	7-8	.875	10	35	45	3.0	27	0	21	27	1	17	120	8.0
21	Croley, Gilbert	8-0	81	10.1	15-23	.652	3-7	.429	6-10	.600	2	9	11	1.4	10	0	7	12	0	5	39	4.9
00	Tucker, Deven	16-14	279	17.4	30-45	.667	0-0	.000	9-14	.643	24	32	56	3.5	35	0	6	13	8	4	69	4.3
20	Williams, Jelal	9-0	79	8.8	5-10	.500	0-0	.000	7-14	.500	6	12	18	2.0	13	1	3	10	9	2	17	1.9
25	Steward Jr., Eric	7-0	37	5.3	4-13	.308	1-5	.200	2-4	.500	1	4	5	0.7	6	0	1	5	0	3	11	1.6
15	Boozer, Zameron	11-0	58	5.3	6-10	.600	0-0	.000	4-5	.800	6	8	14	1.3	4	0	0	4	3	4	16	1.5
12	Ivic, Strahinja	11-3	84	7.6	5-18	.278	5-17	.294	0-0	.000	0	7	7	0.6	12	0	2	3	2	2	15	1.4
10	Hunter, Jaxon	2-0	3	1.5	0-0	.000	0-0	.000	0-0	.000	0	0	0	0.0	0	0	1	1	0	0	0	0.0
Total		16	3226	201.6	443-968	.458	121-328	.369	203-266	.763	183	404	587	36.7	289	5	171	273	79	122	1210	75.63
Opponents			3225	201.6	428-962	.445	118-339	.348	266-344	.773	163	369	532	33.3	250	5	203	228	33	111	1240	77.50

Team Statistics	UAM	OPP	Conf	Date	Opponent	W/L	Score	Att.
SCORING	1210	1240		11/11/22	vs Rollins	L	83-85	75
Points Per Game	75.6	77.5		11/12/22	vs Florida Tech	L	72-80	89
Scoring Margin	-1.9	-	*	11/19/22	at Alabama Huntsville	L	74-84	335
FIELD GOALS-ATT	443-968	428-962		11/22/22	SPRING HILL	W	87-84	204
Field Goal Pct	.458	.445	*	11/26/22	WEST ALA.	L	51-81	131
3 POINT FG-ATT	121-328	118-339	*	11/28/22	at Shorter	W	74-58	175
3PT FG Pct	.369	.348	*	12/02/22	DELTA ST.	W	74-66	228
3PT Made Per Game	7.6	7.4	*	12/04/22	MISSISSIPPI COL.	W	79-74	258
FREE THROWS-ATT	203-266	266-344	*	12/09/22	at Lee	L	60-85	313
FT Pct	.763	.773	*	12/11/22	WEST GA.	L	60-63	159
FT Made Per Game	12.7	16.6	*	12/16/22	at Christian Brothers	W	77-74	219
REBOUNDS	587	532	*	12/18/22	at Union (TN)	L (OT)	87-92	150
Rebounds Per Game	36.7	33.3		12/29/22	at Georgia College	W	67-64	167
Rebounds Margin	3.4	-	*	12/31/22	VALDOSTA ST.	L	71-77	181
ASSISTS	171	203	*	01/02/23	WEST FLORIDA	W	98-75	160
Assists Per Game	10.7	12.7	*	01/07/23	at Montevallo	L	96-98	198
TURNOVERS	273	228	* = Conference game					
Turnovers Per Game	17.1	14.3						
Turnovers Margin	-2.8	-						
Assist/Turnover Ratio	0.6	0.9						
STEALS	122	111						
Steals Per Game	7.6	6.9						
BLOCKS	79	33						
Blocks Per Game	4.9	2.1						
ATTENDANCE	1,321	1,557						
Dates/Avg Per Date	7-189	7-222						
Neutral Site #/Avg	-	2-82						

Score by Periods	1st	2nd	OT	Total
Auburn-Montgomery	558	646	6	1210
Opponents	610	619	11	1240

2022-2023 Auburn University at Montgomery Men's Basketball
Overall Statistics (as of Jan 7, 2023)

Conference Games Only

Conf: 5-7 Home: 3-3 Away: 2-4 Neutral: 0-0

#	Player	GP-GS	MIN	AVG	FG		3PT		FT		Rebounds				PF	DQ	A	TO	BLK	STL	PTS	AVG
					FG-FGA	FG%	3FG-FGA	3FG%	FT-FTA	FT%	OFF	DEF	TOT	AVG								
03	Anderson, Travis	10-9	367	36.7	58-127	.457	31-67	.463	30-34	.882	9	26	35	3.5	15	0	37	25	0	19	177	17.7
04	Gaston, Jalen	12-10	398	33.2	53-137	.387	18-52	.346	34-41	.829	18	46	64	5.3	31	0	22	33	4	16	158	13.2
11	Graham, James	12-7	274	22.8	62-107	.579	4-10	.400	19-24	.792	18	61	79	6.6	38	2	16	24	31	11	147	12.3
22	Lanzi, Joseph	12-11	355	29.6	49-103	.476	17-38	.447	12-17	.706	12	25	37	3.1	38	1	23	26	1	16	127	10.6
01	Smith, Roderick	8-0	209	26.1	25-52	.481	0-1	.000	29-39	.744	16	31	47	5.9	21	1	4	29	7	6	79	9.9
02	Youngblood, Sam	12-10	369	30.8	38-102	.373	15-57	.263	5-6	.833	9	27	36	3.0	24	0	19	25	1	14	96	8.0
21	Croley, Gilbert	5-0	53	10.6	10-15	.667	2-4	.500	4-5	.800	0	7	7	1.4	6	0	6	2	0	1	26	5.2
00	Tucker, Deven	12-12	222	18.5	21-32	.656	0-0	.000	8-13	.615	18	28	46	3.8	30	0	5	9	7	3	50	4.2
20	Williams, Jelal	6-0	59	9.8	4-9	.444	0-0	.000	7-14	.500	5	12	17	2.8	9	1	2	7	8	2	15	2.5
25	Steward Jr., Eric	6-0	33	5.5	4-11	.364	1-5	.200	2-4	.500	1	4	5	0.8	5	0	1	5	0	2	11	1.8
15	Boozer, Zameron	9-0	50	5.6	5-9	.556	0-0	.000	2-3	.667	4	6	10	1.1	4	0	0	3	3	2	12	1.3
12	Ivic, Strahinja	7-1	33	4.7	1-11	.091	1-11	.091	0-0	.000	0	4	4	0.6	4	0	1	2	0	1	3	0.4
10	Hunter, Jaxon	2-0	3	1.5	0-0	.000	0-0	.000	0-0	.000	0	0	0	0.0	0	0	1	1	0	0	0	0.0
Total		12	2425	202.1	330-715	.462	89-245	.363	152-200	.760	129	300	429	35.8	225	5	137	199	62	93	901	75.08
Opponents			2425	202.1	317-713	.445	77-248	.310	216-275	.785	122	273	395	32.9	190	3	145	165	24	80	927	77.25

Team Statistics			UAM	OPP	Date	Opponent	W/L	Score	Att.
SCORING			901	927	11/19/22	at Alabama Huntsville	L	74-84	335
Points Per Game			75.1	77.3	11/26/22	WEST ALA.	L	51-81	131
Scoring Margin			-2.2	-	11/28/22	at Shorter	W	74-58	175
FIELD GOALS-ATT			330-715	317-713	12/02/22	DELTA ST.	W	74-66	228
Field Goal Pct			.462	.445	12/04/22	MISSISSIPPI COL.	W	79-74	258
3 POINT FG-ATT			89-245	77-248	12/09/22	at Lee	L	60-85	313
3PT FG Pct			.363	.310	12/11/22	WEST GA.	L	60-63	159
3PT Made Per Game			7.4	6.4	12/16/22	at Christian Brothers	W	77-74	219
FREE THROWS-ATT			152-200	216-275	12/18/22	at Union (TN)	L (OT)	87-92	150
FT Pct			.760	.785	12/31/22	VALDOSTA ST.	L	71-77	181
FT Made Per Game			12.7	18.0	01/02/23	WEST FLORIDA	W	98-75	160
REBOUNDS			429	395	01/07/23	at Montevallo	L	96-98	198
Rebounds Per Game			35.8	32.9					
Rebounds Margin			2.9	-					
ASSISTS			137	145					
Assists Per Game			11.4	12.1					
TURNOVERS			199	165					
Turnovers Per Game			16.6	13.8					
Turnovers Margin			-2.8	-					
Assist/Turnover Ratio			0.7	0.9					
STEALS			93	80					
Steals Per Game			7.8	6.7					
BLOCKS			62	24					
Blocks Per Game			5.2	2.0					
ATTENDANCE			1,117	1,390					
Dates-Avg Per Date			6-186	6-232					
Neutral Site #-Avg			-	0-0					

Score by Periods	1st	2nd	OT	Total
Auburn-Montgomery	414	481	6	901
Opponents	455	461	11	927