



**MEN'S BASKETBALL  
RECORD BOOK**

**\*UPDATED MARCH 12, 2022**

## ALL-TIME SERIES RESULTS

Alabama Huntsville .....	20-21	Grand Canyon .....	0-1	Southeastern Baptist.....	1-0
Alabama State.....	8-27	Hastings .....	0-1	South Carolina-Aiken.....	1-1
Albany State.....	0-2	Hawaii Pacific.....	1-0	South Carolina-Spartanburg .....	0-1
Allen .....	1-0	High Point .....	1-0	Southern-Baton Rouge .....	0-1
Anderson .....	2-0	Huntingdon .....	11-5	Southern-New Orleans .....	14-3
Arkansas-Monticello .....	0-1	Indiana State.....	1-0	Southern Benedictine.....	7-2
Armstrong Atlantic State .....	0-1	Jacksonville State .....	2-8	Southern Poly .....	14-21
Athens State (Ala.) .....	33-34	Jarvis Christian .....	1-0	Southern Wesleyan .....	23-8
Azusa Pacific .....	0-2	Johnson C. Smith .....	2-0	Spring Hill.....	27-22
Baptist Christian .....	1-0	Kansas State.....	0-1	St. Augustine's.....	0-1
Barber-Scotia .....	1-1	Kearney State .....	0-1	St. Joseph's .....	1-0
Belhaven .....	9-12	Kennesaw State .....	1-0	St. Leo .....	1-1
Benedict College .....	0-1	Kentucky State .....	0-1	St. Rose .....	1-0
Berry.....	8-5	Kentucky Wesleyan .....	2-1	St. Thomas Aquinas.....	0-1
Bethel (Tenn.).....	1-1	LaGrange.....	21-6	Stillman.....	6-0
Birmingham Southern .....	20-34	Lambuth .....	1-2	Talladega.....	51-8
Blue Mountain .....	3-0	Lander.....	1-0	Taylor (Ind.).....	0-1
Brevard .....	1-0	Lee.....	10-17	Tampa .....	1-0
Brewton-Parker.....	30-6	Lees-McRae .....	1-0	Tennessee Temple .....	1-0
Campbellsville .....	1-0	Life.....	1-15	Tennessee Wesleyan .....	2-0
Carson Newman .....	0-1	Limestone .....	3-0	Texas College.....	4-1
Cedarville .....	1-0	Lipscomb.....	0-1	Texas Tech .....	0-1
Christian Brothers .....	3-3	Loyola-New Orleans .....	4-6	Thomas .....	3-1
Christian Heritage .....	1-0	LSU-Shreveport .....	1-1	Tiffin .....	1-0
Clafin .....	3-3	Martin Methodist.....	1-8	Tougaloo .....	1-0
Clark-Atlanta .....	0-2	Middle Georgia State .....	3-4	Trevecca Nazarene .....	4-2
Coastal Georgia .....	5-2	Miles .....	3-1	Troy.....	4-7
College of Charleston .....	3-2	Mississippi College .....	4-4	Truett-McConnell .....	2-0
Columbus State .....	3-2	Mobile .....	20-14	Tulane .....	0-1
Concordia (Ala.) .....	9-1	Mohawk .....	1-0	Tusculum.....	1-0
Crichton .....	0-1	Montevallo .....	33-30	Tuskegee .....	11-4
Cumberland .....	9-8	Morris Brown.....	1-1	UAB.....	0-1
Dalton State .....	2-4	North Alabama.....	4-5	Union (Tenn.) .....	2-9
Daniel Payne .....	4-0	North Georgia .....	13-8	University of the South.....	1-0
Delta State .....	3-8	Oakwood .....	2-1	Valdosta State .....	4-13
DeVry Institute .....	1-0	Oklahoma .....	0-1	Voorhees.....	4-1
Dillard .....	22-9	Oklahoma Baptist.....	0-3	Washburn .....	0-1
Earl Paulk .....	3-0	Oklahoma City .....	0-1	Webber International.....	1-0
Edward Waters .....	1-0	Paine.....	1-0	West Alabama.....	4-11
Embry-Riddle .....	2-2	Patton .....	1-0	West Florida.....	9-12
Emmanuel .....	20-12	Paul Quinn .....	1-0	West Georgia .....	1-9
Eureka .....	1-0	Pensacola Christian .....	1-0	West Virginia Wesleyan.....	0-1
Faulkner .....	44-33	Phillips .....	1-0	Westminster.....	0-1
Findlay .....	0-1	Piedmont .....	1-1	Westmont .....	0-1
Flagler.....	0-1	Pikeville .....	1-0	William Carey.....	27-15
Florida International .....	1-0	Point .....	2-2	William Jewell.....	2-0
Florida Memorial .....	2-0	Prairie View A&M .....	1-0	Wisconsin-Eau Claire .....	1-0
Florida Southern .....	1-0	Puerto Rico-Mayaguez .....	1-0	Xavier (La.).....	15-6
Florida Tech.....	3-0	Quincy .....	0-1	Young Harris.....	0-2
Fort Hays State .....	1-0	Reinhardt .....	15-5		
Fort Valley State .....	1-0	Robert Morris-Chicago .....	0-1		
Francis Marion .....	0-1	Rollins College.....	0-3		
Freed-Hardeman .....	0-4	Samford .....	0-3		
Georgia College.....	0-2	Selma .....	28-3		
Georgia Southwestern.....	16-20	Shorter.....	27-5		
Georgetown (Ky.) .....	0-1	South Alabama.....	0-2		
Grace .....	1-0	South Carolina.....	0-1		

**ALL-TIME RECORD**  
**792-608 (.566)**

## AUM Game Records

### Individual Game Highs

Points .....	45, Albert Lewis, vs. William Carey, 1994
Field Goals Made .....	19, Dan Boyd, vs. Spring Hill, 1979
Field Goals Attempted .....	34, Jesse Phillips, vs. LaGrange, 1983
Consecutive Field Goals .....	14, Jesse Phillips, vs. Stillman, 1981
Three-Point Field Goals Made .....	10, Albert Lewis, vs. William Carey, 1994
.....	10, Torey Harris, vs. Talladega, 2000
Three-Point Field Goals Attempted ..	17, Albert Lewis, vs. William Carey, 1994
.....	17, Torey Harris, vs. Talladega, 2000
Free Throws Made .....	19, Kip Small, vs. Mobile, 2007
Free Throws Attempted .....	22, Kip Small, vs. Mobile, 2007
Rebounds .....	23, Anthony Murray, vs. Selma, 1993
.....	23, Jarett Croff, at Mississippi College, 2018
Assists .....	20, Bernie Norris, vs. Talladega College, 1978
Steals .....	8, Marcus Bullard, vs. Athens State, 1997
Blocked Shots .....	8, Nathan Thomas, vs. Dillard, 12/9/06

### Team Game Highs

Points .....	134, vs. Troy, 1991
Fewest Points .....	23, vs. Alabama State, 1981
.....	23, vs. William Carey, 1980
Field Goals Made .....	57, vs. DeVry Institute, 1989
Field Goals Attempted .....	99, vs. Talladega, 1978
Three-Point Field Goals .....	20, vs. Selma, 2001
Three-Point Field Goals Attempted .....	39, vs. Alabama Huntsville, 2018
Free Throws Made .....	46, vs. Xavier College, 1980
Free Throws Attempted .....	65, vs. Xavier College, 1980
Rebounds .....	66 vs. Troy, 1991
.....	66, Spring Hill, 1979
Assists .....	35, vs. Talladega, 1978
Blocked Shots .....	11, vs. Southeastern Baptist, 2021
.....	11, vs. LaGrange, 1997
Steals .....	27, vs. LaGrange, 2000
Fewest Turnovers .....	2, vs. Brewton-Parker, 2008

## AUM Season Records

### Individual Season Highs

Points .....	725, Torey Harris, 2001-02
Scoring Average .....	26.6, Marcus Bullard, 1997-98
Field Goals Made .....	277, Jesse Phillips, 1983-84
Field Goals Attempted .....	559, Torey Harris, 2001-02
Consecutive Field Goals Made .....	14, Jesse Phillips, 1981-82
Field-Goal Percentage .....	66.7, Marty Werner, 1984-85
Three-Point Field Goals Made .....	122, Torey Harris, 2001-02
Free Throws Made .....	217, Robert Johnson, 2008-09
Free Throws Attempted .....	305, Robert Johnson, 2008-09
Consecutive Free Throws Made .....	27, Reggie Mantooth, 1989-90
Free-Throw Percentage .....	90.0, Terry Sellers, 1975-76
Rebounds .....	401, Orlando Graham, 1987-88
Rebound Average .....	12.3, Emmett Thomas, 1976-77
Fouls .....	112, Lonnie Nickson, 1982-83
Assists .....	224, Bernie Norris, 1977-78
Assists Average .....	8.0, Bernie Norris, 1977-78
Steals .....	79, Quinton James, 1997-98
Blocked Shots .....	83, Gary Nottingham, 1997-98

### Team Season Highs

Points .....	2,794, 1987-88
Scoring Average .....	92.8, 2000-01
Field Goals Made .....	1,057, 1987-88
Field Goals Attempted .....	2,246, 1976-77
Field-Goal Percentage .....	51.6, 1983-84
Free Throws Made .....	642, 2008-09
Free Throws Attempted .....	905, 2008-09
Free-Throw Percentage .....	76.2, 2000-01
Rebounds .....	1,459, 1987-88
Wins .....	32, 1987-88
Longest Winning Streak .....	16, 1987-88
Winning Percentage .....	.(914), 1987-88 (32-3)

## AUM All-Americans

### 1975-76 Honorable Mention:

Jerome Liggett

### 1983-84 Second Team:

Jesse Phillips

### 1985-86 Honorable Mention:

Jesse Phillips

### 1987-88 First Team:

Orlando Graham (Player of the Year)

### 1987-88 Honorable Mention:

Ed Card

### 1989-90 Third Team:

Darryl Gresham

### 1989-90 Honorable Mention:

Alphonso Bell

### 1992-93 Second Team:

Darrell Anderson

### 1993-94 Honorable Mention:

Albert Lewis

### 1998-99 Honorable Mention:

Bryant Pound

### 2000-01 Second Team:

David Whaley

### 2000-01 Honorable Mention:

Torey Harris

### 2000-01 Third Team:

Sean Stackhouse

### 2001-02 Honorable Mention:

Rod Shiver

### 2002-03 Honorable Mention:

Ellis Powell

### 2003-04 Honorable Mention:

Joseph Manuel

### 2004-05 Second Team:

Joseph Manuel

### 2005-06 Honorable Mention:

Joseph Manuel

### 2006-07 Second Team:

Joseph Manuel

### 2008-09 Honorable Mention:


Robert Johnson

### 2009-10 Honorable Mention:

Nathan Thomas

# Career Records

Points		
Name	Years	Total
Jesse Phillips	1981-86	2,256
Jerome Liggett	1975-79	1,988
Torey Harris	1997-02	1,766
Joseph Manuel	2003-07	1,711
Albert Lewis	1991-95	1,668
Darrion Taylor	2016-20	1,310
Darrell Anderson	1991-94	1,297
Glenn Ferguson	1979-83	1,284
Michael Thomas	1979-83	1,236
Fran Sims	1997-02	1,219



Jesse Phillips is the only player in AUM history to score more than 2,000 points in his career, finishing with 2,256 in his four years.


Scoring Average		
Name	Years	Total
Marcus Bullard	1997-98	26.6
Jesse Phillips	1981-85	18.6
Isaiah Hart	2021-22	18.2
David Whaley	2000-01	18.1
Sean Stackhouse	2000-01	17.8
Bryant Pound	1996-99	17.1
Jerome Liggett	1975-79	17.0
Orlando Graham	1986-88	16.4
Gary Nottingham	1997-98	15.8
Dan Boyd	1978-80	15.3

Rebounds		
Name	Years	Total
Glenn Ferguson	1979-83	1,141
Darrell Anderson	1991-94	748
Jerome Liggett	1975-79	712
Lonnie Nickson	1979-83	673
Robert Johnson	2005-09	670
James Gambrell	2001-05	663

Stephen Jordan	2008-12	628
Fran Sims	1997-01	613
Orlando Graham	1986-88	566
Alphonso Bell	1984-89	555
Nathan Thomas	2006-10	499

Rebounding Average		
Name	Years	Total
Orlando Graham	1986-88	9.8
David Whaley	2000-01	9.8
Etdrick Bohannon	1995-97	9.6
Gary Nottingham	1997-98	8.7
Glenn Ferguson	1979-83	8.4
Darrell Anderson	1991-94	8.3
Aaron Reddick	2018-20	7.3
Robert Johnson	2005-09	7.2
Maharrith Jackson	2019-21	7.1
Antwun Walter	2000-02	7.1

Games Played		
Name	Years	Total
Alphonso Bell	1984-88	124
Kent Crenshaw	1984-88	124
Michael Thomas	1979-83	124
Fran Sims	1997-01	124
Ed Card	1984-88	122
L.K. Hooten	1984-88	121
Jesse Phillips	1981-84	121
James Gambrell	2001-05	121
Glenn Ferguson	1979-83	120
Torre Smith	1997-01	119
Lonnie Nickson	1979-83	119




Alphonso Bell is one of four Warhawks to play in a school-record 124 games during his career.

Field Goals Made		
Name	Years	Total
Jesse Phillips	1981-85	942
Jerome Liggett	1975-79	869
Joseph Manuel	2003-07	587

Torey Harris	1997-02	576
Albert Lewis	1991-95	534
Glenn Ferguson	1979-83	519
Michael Thomas	1979-83	517
Darrell Anderson	1991-94	478
Carl Gallup	1977-81	462
Darrion Taylor	2016-20	461
Kijana Howard	1998-01	421
Fran Sims	1997-01	415

Field Goals Attempted		
Name	Years	Total
Jesse Phillips	1981-85	1,909
Jerome Liggett	1975-79	1,788
Joseph Manuel	2003-07	1,393
Torey Harris	1997-20	1,339
Albert Lewis	1991-95	1,156
Michael Thomas	1979-83	1,110
Darrion Taylor	2016-20	1,077
Glenn Ferguson	1979-83	941
Fran Sims	1997-01	888
Alphonso Bell	1984-89	887

Field Goal Percentage		
Name	Years	Total
Reggie Page	1993-94	.670
Carl Rawls	1982-85	.645
Gary Nottingham	1997-98	.639
Marcus Townsend	1989-91	.639
Joe Cameron	1986-91	.618
Anthony Murray	1992-94	.617
Marty Werner	1983-85	.607
Barry Fencher	1982-83	.606



Joe Cameron lettered for the Warhawks from 1986-91 and finished his career fifth in school history by converting 61.8 percent of his field goals.

# Career Records

## 3-Point Field Goals Made

Name	Years	Total
Torey Harris	1997-02	309
Darrion Taylor	2016-20	248
Joseph Manuel	2003-07	247
Albert Lewis	1991-95	195
Rod Ladd	1992-94	171
Stanley Davis	2018-22	158
Fran Sims	1997-01	144
Kenneth Rush	1991-96	144
Quinton James	1997-99	138
David Gallagher	2005-09	121

## 3-Point Field Goals Attempted

Name	Years	Total
Torey Harris	1997-02	745
Joseph Manuel	2003-07	694
Darrion Taylor	2016-20	623
Albert Lewis	1991-95	511
Stanley Davis	2018-22	435
Fran Sims	1997-01	376
Kenneth Rush	1991-96	373
Rod Ladd	1992-94	358
Spencer Jones	2012-16	356
Quadavious Brown	2007-09	343
Bryant Pound	1996-99	330

## 3-Point Percentage

Name	Years	Total
Kenneth Rush	1991-96	.488
Rod Ladd	1994-96	.478
Sean Stackhouse	2000-01	.453
Pat Aaron	1990-92	.452
Quinton James	1997-99	.442
Kijana Howard	1998-01	.422
Gudjon Skulason	1990-92	.420
David Gallagher	2005-09	.413
Torey Harris	1997-02	.412

## Free Throws Made

Name	Years	Total
Jesse Phillips	1981-85	408
Albert Lewis	1991-95	389
Robert Johnson	2005-09	381
Torey Harris	1997-02	307
Kip Small, Jr.	2007-10	307
Darrell Anderson	1996-98	300
Joseph Manuel	2003-07	290
Henry Howell	1988-92	281
Nathan Thomas	2006-10	262
Alphonso Bell	1984-89	251

## Free Throws Attempted

Name	Years	Total
Robert Johnson	2005-09	538
Albert Lewis	1991-95	507
Jesse Phillips	1981-85	498
Glenn Ferguson	1979-83	424

Darrell Anderson	1996-98	416
Torey Harris	1997-02	407
Ed Card	1984-88	389
Joseph Manuel	2003-07	388
Nathan Thomas	2006-10	384
Kip Small, Jr.	2007-10	380



Robert Johnson is the school-record holder in free throws attempted and ranks third in free throws made during his career.

## Free Throw Percentage

Name	Years	Total
Terry Sellers	1976-77	.885
Brandon Howard	2013-15	.859
Isaiah Hart	2021-22	.838
Darrion Taylor	2016-20	.828
Stanley Davis	2018-22	.825
Fran Sims	1997-01	.811
Jesse Phillips	1981-85	.809
Ted Looney	1989-91	.809
Kip Small, Jr.	2007-10	.808
Sean Stackhouse	2000-01	.791
Justin Zachary	2011-13	.788

## Fouls

Name	Years	Total
Nathan Thomas	2006-10	383
Jerome Liggett	1975-79	378
Fran Sims	1997-01	365
Lonnie Nickson	1979-83	290
Torre Smith	1997-01	276
Kijana Howard	1998-01	245
Prelvis Paster	1991-94	235
Carl Gallup	1977-81	226
Torey Harris	1997-02	226
Tristen Harrell	2012-16	226

## Assists

Name	Years	Total
Torre Smith	1997-01	644
Bernie Norris	1978-80	537
Ed Card	1984-88	484


Desmond DeRamus	2015-18	389
L.K. Hooten	1984-88	375
Kip Small, Jr.	2007-10	365
Michael Thomas	1979-83	358
Darrion Taylor	2016-20	346
Curtis Stallworth	1995-97	336
Jesse Phillips	1981-86	283

## Blocked Shots

Name	Years	Total
Nathan Thomas	2006-10	203
Glenn Ferguson	1979-83	192
Etdrick Bohannon	1995-97	99
Robert Johnson	2005-09	96
Aaron Reddick	2016-20	93
Anthony Murray	1992-94	87
Gary Nottingham	1997-98	83
Leon Miller	1986-88	81
Darrell Anderson	1991-94	72
Orlando Graham	1986-88	71
Tommy Dukes	1988-90	69
James Graham	2020-pres.	68

## Steals

Name	Years	Total
Michael Thomas	1979-83	221
Torre Smith	1997-01	184
Ronnie Hickman	2005-09	166
Suraz Eastes	1997-00	163
Desmond DeRamus	2015-18	161
Ed Card	1984-88	160
Quinton James	1997-99	139
Kip Small	2007-10	135
Darrion Taylor	2016-20	131
Jesse Phillips	1981-86	126



Michael Thomas posted a school-record 221 steals during his career. He also ranks in the top 10 in assists.

# Season Records

Points		
Name	Year	Total
Torey Harris	2001-02	725
Jesse Phillips	1985-86	705
Jesse Phillips	1983-84	690
Marcus Bullard	1997-98	664
Orlando Graham	1987-88	645
Joseph Manuel	2004-05	643
Albert Lewis	1994-95	637
Robert Johnson	2008-09	548
Daryl Gresham	1988-89	537
Sean Stackhouse	2000-01	534



Scoring Average (min. 10 games)		
Name	Year	Total
Marcus Bullard	1997-98	26.6
Jesse Phillips	1985-86	24.3
Torey Harris	2001-02	22.7
Jesse Phillips	1983-84	22.3
Phillip Rankin	2015-16	22.2
Albert Lewis	1994-95	21.2
Joseph Manuel	2004-05	20.7
Orlando Graham	1987-88	18.4
Jerome Liggett	1977-78	18.3
Isaiah Hart	2021-22	18.2

Rebounds		
Name	Year	Total
Orlando Graham	1987-88	401
Emmett Thomas	1976-77	361
Antwun Walter	2001-02	309
Robert Johnson	2008-09	308
Darrell Anderson	1992-93	304
David Whaley	2000-01	288
Gary Nottingham	1997-98	278
Glenn Ferguson	1982-83	277

Dan Boyd	1978-79	273
Darrell Anderson	1993-94	268

Rebounding Average (min. 10 games)		
Name	Year	Total
Emmett Thomas	1976-77	12.0
Orlando Graham	1987-88	11.5
Phillip Rankin	2015-16	10.8
Darrell Anderson	1992-93	10.5
Etdrick Bohannon	1995-96	10.2
Antwun Walter	2001-02	9.7
David Whaley	2000-01	9.6
Etdrick Bohannon	1996-97	9.4
Robert Johnson	2008-09	9.1
Stephen Jordan	2010-11	8.9

Minutes Averaged (min. 15 games)		
Name	Year	Total
Isaiah Hart	2021-22	39.0
Jeremiah Bozeman	2021-22	38.8
Jesse Phillips	1985-86	37.7
Kip Small	2007-08	37.3
Desmond DeRamus	2016-17	37.0
Kip Small	2008-09	36.3
Jesse Phillips	1983-84	36.1
Desmond DeRamus	2017-18	35.9
Charles Perona	2009-10	35.8
Curtis Stallworth	1996-97	35.7
Charles Perona	2010-11	35.5
Quay Davis	2014-15	35.4



Total Minutes		
Name	Year	Total
Kip Small	2008-09	1234
Robert Johnson	2008-09	1121
Jesse Phillips	1983-84	1119

Torey Harris	2001-02	1113
Ronnie Hickman	2008-09	1097
Jesse Phillips	1985-86	1094
Isaiah Hart	2021-22	1091
Michael Thomas	1982-83	1088
Jeremiah Bozeman	2021-22	1086
Curtis Stallworth	1996-97	1072

Field Goals Made		
Name	Year	Total
Jesse Phillips	1983-84	277
Jesse Phillips	1985-86	262
Orlando Graham	1987-88	261
Jerome Liggett	1976-77	236
Joseph Manuel	2004-05	226
Torey Harris	2001-02	226
Jerome Liggett	1975-76	224
Marcus Bullard	1997-98	215
Dan Boyd	1979-80	213
Albert Lewis	1994-95	212

Field Goals Attempted		
Name	Years	Total
Akeem Hardman	2003-04	583
Torey Harris	2001-02	559
Jesse Phillips	1983-84	557
Joseph Manuel	2004-05	556
Jesse Phillips	1985-86	509
Jerome Liggett	1976-77	496
Albert Lewis	1994-95	462
Jerome Liggett	1977-78	453
Marcus Bullard	1997-98	440
Jerome Liggett	1975-76	435

Field Goal Percentage (min. 30 made)		
Name	Year	Total
Leonard Scott	2005-06	.674
Marcus Townsend	1990-91	.673
Reggie Page	1993-94	.670
Marty Werner	1984-85	.667
Larry Flournoy	1995-96	.653
Stephen Jordan	2011-12	.653
Jamor Thompson	1990-91	.651
Carl Rawls	1984-85	.650
James Gambrell	2001-02	.646
Joe Cameron	1990-91	.645

# Season Records

## 3-Point Field Goals Made

Name	Year	Total
Torey Harris	2001-02	122
Sean Stackhouse	2000-01	102
Torey Harris	2000-01	97
Albert Lewis	1994-95	93
Joseph Manuel	2004-05	90
Marcus Bullard	1997-98	89
Rod Ladd	1992-93	88
Ellis Powell	2002-03	87
Bobby Harris	1987-88	78
Torey Harris	1999-00	76

## 3-Point Field Goals Attempted

Name	Year	Total
Torey Harris	2001-02	303
Joseph Manuel	2004-05	269
Ellis Powell	2002-03	260
Albert Lewis	1994-95	230
Sean Stackhouse	2000-01	224
Marcus Bullard	1997-98	219
Torey Harris	2000-01	218
Ellis Powell	2001-02	204
Reagan Eubanks	2015-16	193
Rod Ladd	1992-93	182

## 3-Point Percentage (min. 15 made)

Name	Year	Total
Darrell Anderson	1992-93	.625
Ed Card	1987-88	.542
Kijana Howard	1999-00	.526
Kenneth Rush	1995-96	.495
Bobby Harris	1986-87	.490
Rod Ladd	1992-93	.484
Kijana Howard	2000-01	.469
David Gallagher	2008-09	.463
Darrion Taylor	2019-20	.455
Sean Stackhouse	2000-01	.455


## Free Throws Made

Name	Year	Total
Robert Johnson	2008-09	217
Jesse Phillips	1985-86	181
David Whaley	2000-01	154
Torey Harris	2001-02	151
Marcus Bullard	1997-98	145
Jesse Phillips	1983-84	136
Kip Small	2008-09	132
Kip Small	2007-08	132
Carlos Bell	2019-20	129
Bryant Pound	1996-97	128

## Free Throws Attempted

Name	Year	Total
Robert Johnson	2008-09	305
Jesse Phillips	1985-86	212
Orlando Graham	1987-88	207
Gary Nottingham	1997-98	204

David Whaley	2000-01	197
Marcus Bullard	1997-98	191
Torey Harris	2001-02	189
Darren Golson	1985-86	186
Bryant Pound	1998-99	176
Anthony Murray	1992-93	171



Torey Harris knocked down a single-season record 122 three-pointers in 2001-02, on a single-season record 303 attempts.

## Free Throw Percentage

Name	Year	Total
Gudjon Skulason	1990-91	.907
Brandon Howard	2014-15	.903
Terry Sellers	1975-76	.900
Taylor Hart	1982-83	.897
Darrion Taylor	2017-18	.892
Darrion Taylor	2019-20	.881
Justin Zachary	2012-13	.879
Jarett Croff	2017-18	.878
Julius McCoy	2015-16	.875
Stanley Davis	2020-21	.867
Taylor Hart	1980-81	.854

## Assists

Name	Year	Total
Torre Smith	2000-01	238
Bernie Norris	1977-78	224
Torre Smith	1999-00	215
Bernie Norris	1979-80	203
Desmond DeRamus	2015-16	175
Kip Small	2008-09	175
Ed Card	1987-88	172
Curtis Stallworth	1996-97	171
Michael Thomas	1982-83	167
Curtis Stallworth	1995-96	165

## Assists Per Game (min. 10 games)

Name	Year	Total
Bernie Norris	1977-78	8.0
Torre Smith	2000-01	7.9
Torre Smith	1999-00	6.7

Bernie Norris	1979-80	6.5
Bernie Norris	1980-81	6.1
Curtis Stallworth	1995-96	6.1
Desmond DeRamus	2015-16	5.8
Kip Small	2009-10	5.7
Curtis Stallworth	1996-97	5.7
Michael Thomas	1982-83	5.2

## Blocked Shots

Name	Years	Total
Gary Nottingham	1997-98	83
Glenn Ferguson	1982-83	74
Derrick Russell	2004-05	73
Glenn Ferguson	1981-82	66
Nathan Thomas	2007-08	62
James Graham	2021-22	58
Etdrick Bohannon	1996-97	57
Nathan Thomas	2009-10	57
Martin Yokum	1994-95	57
Orlando Graham	1987-88	54

## Blocked Shots Per Game (min. 10 games)


Name	Years	Total
Phillip Rankin	2015-16	3.7
Etdrick Bohannon	1995-96	3.5
Gary Nottingham	1997-98	2.6
Etdrick Bohannon	1996-97	2.4
Derrick Russell	2004-05	2.4
Glenn Ferguson	1982-83	2.3
Nathan Thomas	2007-08	2.2
Glenn Ferguson	1981-82	2.2
James Graham	2021-22	2.1
Nathan Thomas	2009-10	2.1
MacKenzie Clark	2005-06	2.1

## Steals

Name	Years	Total
Sean Stackhouse	2000-01	81
Quinton James	1997-98	79
Marcus Bullard	1997-98	76
Jeremiah Bozeman	2021-22	73
Kip Small	2008-09	73
Suraz Eastes	1999-00	70
Ronnie Hickman	2008-09	69
Torre Smith	1999-00	68
Jerome Liggett	1977-78	65
Leon Corder	1988-89	65




# 1,000-Point Club



# 1

**Jesse Phillips**  
2,256 Points  
1981-86


Seasons	G	FGM-FGA	Pct.	3FG-3FGA	Pct.	FTM-FTA	Pct.	Reb.	Avg.	Pts.	Avg.
1981-82	30	208-406	.512	----	----	43-65	.662	58	1.9	459	15.3
1982-83	31	177-370	.478	----	----	48-66	.727	46	1.5	402	13.0
1983-84	31	277-577	.480	----	----	129-155	.832	57	1.8	690	22.3
1985-86	29	280-556	.504	----	----	181-212	.854	70	2.4	705	24.3
<b>Career</b>	<b>121</b>	<b>942-1,909</b>	<b>.493</b>	----	----	<b>401-498</b>	<b>.805</b>	<b>231</b>	<b>1.9</b>	<b>2,256</b>	<b>18.6</b>



# 2

**Jerome Liggett**  
1,988 Points  
1975-79

Seasons	G	FGM-FGA	Pct.	3FG-3FGA	Pct.	FTM-FTA	Pct.	Reb.	Avg.	Pts.	Avg.
1975-76	28	224-435	.515	----	----	47-63	.746	157	5.6	495	17.7
1976-77	31	236-496	.476	----	----	50-71	.704	202	6.5	522	17.4
1977-78	27	211-453	.466	----	----	71-89	.798	207	7.7	493	18.3
1978-79	31	198-404	.490	----	----	82-117	.701	146	4.7	478	15.4
<b>Career</b>	<b>117</b>	<b>869-1,788</b>	<b>.486</b>	----	----	<b>250-340</b>	<b>.735</b>	<b>712</b>	<b>6.1</b>	<b>1,988</b>	<b>17.0</b>



# 3

**Torey Harris**  
1,766 Points  
1997-02


Seasons	G	FGM-FGA	Pct.	3FG-3FGA	Pct.	FTM-FTA	Pct.	Reb.	Avg.	Pts.	Avg.
1997-98	29	37-105	.352	12-45	.267	21-35	.600	53	1.8	107	3.7
1999-00	29	160-357	.448	76-179	.425	77-108	.713	123	4.2	473	16.3
2000-01	27	153-318	.481	97-218	.445	58-75	.773	122	4.5	461	17.1
2001-02	32	226-559	.404	122-303	.403	151-189	.799	189	5.8	725	22.7
<b>Career</b>	<b>117</b>	<b>576-1,339</b>	<b>.430</b>	<b>307-745</b>	<b>.412</b>	<b>307-407</b>	<b>.754</b>	<b>376</b>	<b>3.2</b>	<b>1,766</b>	<b>15.1</b>



# 4

**Joseph Manuel**  
1,711 Points  
2003-07


Seasons	G	FGM-FGA	Pct.	3FG-3FGA	Pct.	FTM-FTA	Pct.	Reb.	Avg.	Pts.	Avg.
2003-04	30	85-184	.462	37-91	.407	43-63	.683	94	3.1	250	8.3
2004-05	31	226-556	.406	90-269	.335	101-138	.732	127	4.1	643	20.7
2005-06	24	148-326	.454	69-169	.408	74-93	.796	136	5.4	439	18.3
2006-07	26	128-327	.391	51-165	.309	72-94	.766	133	5.1	379	14.6
<b>Career</b>	<b>111</b>	<b>587-1,393</b>	<b>.421</b>	<b>247-694</b>	<b>.356</b>	<b>290-388</b>	<b>.747</b>	<b>490</b>	<b>4.4</b>	<b>1,711</b>	<b>15.4</b>



# 5

**Albert Lewis**  
1,652 Points  
1991-95

Seasons	G	FGM-FGA	Pct.	3FG-3FGA	Pct.	FTM-FTA	Pct.	Reb.	Avg.	Pts.	Avg.
1991-92	23	101-239	.423	32-83	.386	79-100	.790	46	2.0	330	13.6
1992-93	29	100-187	.535	26-65	.400	110-141	.780	94	3.2	336	11.6
1993-94	32	121-268	.451	44-133	.331	80-112	.714	93	2.9	366	11.4
1994-95	30	212-462	.459	93-230	.404	120-154	.779	92	3.1	637	21.2
<b>Career</b>	<b>114</b>	<b>534-1,156</b>	<b>.462</b>	<b>195-511</b>	<b>.382</b>	<b>389-507</b>	<b>.767</b>	<b>325</b>	<b>2.9</b>	<b>1,669</b>	<b>14.5</b>




# 6

**Darrion Taylor**  
1,310 Points  
2016-20

Seasons	G	FGM-FGA	Pct.	3FG-3FGA	Pct.	FTM-FTA	Pct.	Reb.	Avg.	Pts.	Avg.
2016-17	26	120-279	.430	64-155	.413	16-25	.640	69	2.7	320	12.3
2017-18	28	87-236	.369	50-157	.318	33-37	.892	58	2.1	257	9.2
2018-19	28	124-292	.425	69-168	.411	39-48	.813	60	2.1	356	12.7
2019-20	29	130-270	.481	65-143	.455	52-59	.881	56	1.9	377	13
<b>Career</b>	<b>111</b>	<b>461-1,077</b>	<b>.428</b>	<b>248-623</b>	<b>.398</b>	<b>140-169</b>	<b>.828</b>	<b>243</b>	<b>2.2</b>	<b>1,310</b>	<b>11.8</b>

# 1,000-Point Club




# 7

## Darrell Anderson

1,297 Points  
1996-98

Seasons	G	FGM-FGA	Pct.	3FG-3FGA	Pct.	FTM-FTA	Pct.	Reb.	Avg.	Pts.	Avg.
1991-92	29	136-271	.502	----	----	78-97	.804	176	6.1	361	12.4
1992-93	29	169-308	.549	----	----	109-157	.694	304	10.5	467	16.1
1993-94	32	173-305	.567	10-34	.294	113-162	.698	268	8.4	469	14.7
<b>Career</b>	<b>90</b>	<b>478-884</b>	<b>.541</b>	<b>10-34</b>	<b>.294</b>	<b>300-416</b>	<b>.721</b>	<b>748</b>	<b>8.3</b>	<b>1,297</b>	<b>14.4</b>




# 8

## Glenn Ferguson

1,284 Points  
1979-83

Seasons	G	FGM-FGA	Pct.	3FG-3FGA	Pct.	FTM-FTA	Pct.	Reb.	Avg.	Pts.	Avg.
1979-80	32	160-317	.505	----	----	68-114	.596	260	8.1	388	12.1
1980-81	26	140-225	.622	----	----	42-82	.512	214	8.2	322	12.4
1981-82	30	110-202	.545	----	----	63-98	.643	262	8.7	283	9.4
1982-83	32	109-197	.553	----	----	73-130	.561	277	8.7	291	9.1
<b>Career</b>	<b>120</b>	<b>519-941</b>	<b>.552</b>	<b>----</b>	<b>----</b>	<b>246-424</b>	<b>.580</b>	<b>1,013</b>	<b>8.4</b>	<b>1,284</b>	<b>10.7</b>




# 9

## Michael Thomas

1,236 Points  
1979-83

Seasons	G	FGM-FGA	Pct.	3FG-3FGA	Pct.	FTM-FTA	Pct.	Reb.	Avg.	Pts.	Avg.
1979-80	32	118-248	.476	----	----	68-88	.773	58	1.8	304	9.5
1980-81	30	165-345	.478	----	----	45-61	.738	58	1.9	375	12.5
1981-82	30	106-255	.416	----	----	46-55	.836	64	2.1	258	8.6
1982-83	32	128-262	.489	----	----	43-59	.729	65	2.0	299	9.3
<b>Career</b>	<b>124</b>	<b>517-1,110</b>	<b>.466</b>	<b>----</b>	<b>----</b>	<b>202-263</b>	<b>.768</b>	<b>245</b>	<b>2.0</b>	<b>1,236</b>	<b>10.0</b>



# 10

## Fran Sims

1,219 Points  
1997-01

Seasons	G	FGM-FGA	Pct.	3FG-3FGA	Pct.	FTM-FTA	Pct.	Reb.	Avg.	Pts.	Avg.
1997-98	32	94-187	.503	15-47	.319	52-64	.813	192	6.0	255	8.0
1998-99	31	99-224	.442	30-74	.405	66-88	.750	101	4.9	294	9.5
1999-00	32	115-266	.432	46-112	.411	104-122	.852	150	4.7	380	11.9
2000-01	28	107-211	.507	53-133	.398	23-28	.821	119	4.3	290	10.4
<b>Career</b>	<b>123</b>	<b>415-888</b>	<b>.467</b>	<b>144-376</b>	<b>.383</b>	<b>245-302</b>	<b>.811</b>	<b>562</b>	<b>4.6</b>	<b>1,219</b>	<b>9.9</b>




# 11

## Robert Johnson

1,182 Points  
2005-09

Seasons	G	FGM-FGA	Pct.	3FG-3FGA	Pct.	FTM-FTA	Pct.	Reb.	Avg.	Pts.	Avg.
2005-06	26	87-162	.537	18-41	.439	45-66	.682	143	5.5	237	9.1
2006-07	29	119-263	.452	12-45	.267	102-141	.723	192	6.6	352	12.1
2007-08	4	14-32	.438	0-6	.000	17-26	.654	27	6.8	45	11.3
2008-09	34	165-301	.548	1-15	.067	217-305	.711	308	9.1	548	16.1
<b>Career</b>	<b>93</b>	<b>385-758</b>	<b>.508</b>	<b>31-107</b>	<b>.290</b>	<b>381-538</b>	<b>.708</b>	<b>670</b>	<b>7.2</b>	<b>1,182</b>	<b>12.7</b>




# 12

## Carl Gallop

1,148 Points  
1977-81

Seasons	G	FGM-FGA	Pct.	3FG-3FGA	Pct.	FTM-FTA	Pct.	Reb.	Avg.	Pts.	Avg.
1977-78	26	137-268	.511	----	----	44-73	.603	128	4.9	318	12.2
1978-79	33	158-301	.525	----	----	85-133	.639	204	6.2	401	12.2
1979-80	29	98-193	.508	----	----	45-73	.616	98	3.4	241	8.3
1980-81	19	69-124	.556	----	----	50-71	.704	64	3.4	188	9.9
<b>Career</b>	<b>107</b>	<b>462-886</b>	<b>.521</b>	<b>----</b>	<b>----</b>	<b>224-350</b>	<b>.640</b>	<b>494</b>	<b>4.6</b>	<b>1,148</b>	<b>10.7</b>



# 13

## Alphonso Bell

1,120 Points  
1984-89

Seasons	G	FGM-FGA	Pct.	3FG-3FGA	Pct.	FTM-FTA	Pct.	Reb.	Avg.	Pts.	Avg.
1984-85	30	91-206	.442	----	----	47-67	.700	115	3.8	229	7.6
1985-86	1	1-3	.333	----	----	1-3	.333	1	1.0	2	2.0
1986-87	30	81-189	.429	----	----	35-45	.778	92	3.1	226	7.5
1987-88	32	96-216	.444	----	----	61-94	.649	107	3.3	269	8.4
1988-89	31	130-273	.476	27-62	.435	107-145	.738	240	7.7	394	12.7


# 1,000-Point Club



# 14

**Desmond DeRamus**  
1,093 Points  
2015-18


Seasons	G	FGM-FGA	Pct.	3FG-3FGA	Pct.	FTM-FTA	Pct.	Reb.	Avg.	Pts.	Avg.
2015-16	30	112-234	.479	10-37	.270	73-134	.545	132	4.4	307	10.2
2016-17	25	129-294	.439	38-94	.404	85-115	.739	169	6.8	381	15.2
2017-18	27	149-314	.475	38-115	.330	69-99	.697	116	4.3	405	15.0
<b>Career</b>	<b>82</b>	<b>309-482</b>	<b>.463</b>	<b>86-284</b>	<b>.350</b>	<b>227-348</b>	<b>.652</b>	<b>417</b>	<b>45.1</b>	<b>1,093</b>	<b>13.3</b>



# 15

**Nathan Thomas**  
1,090 Points  
2006-10


Seasons	G	FGM-FGA	Pct.	3FG-3FGA	Pct.	FTM-FTA	Pct.	Reb.	Avg.	Pts.	Avg.
2006-07	31	103-230	.448	3-11	.273	59-93	.634	130	4.2	268	8.6
2007-08	28	103-229	.450	7-13	.538	72-106	.679	141	5.0	285	10.2
2008-09	30	77-158	.487	0-5	.000	50-70	.714	107	3.6	204	6.8
2009-10	27	126-268	.470	0-5	.000	81-115	.704	129	4.8	333	12.3
<b>Career</b>	<b>116</b>	<b>409-885</b>	<b>.462</b>	<b>10-34</b>	<b>.294</b>	<b>262-384</b>	<b>.682</b>	<b>507</b>	<b>4.4</b>	<b>1,090</b>	<b>9.4</b>



# 16

**Ed Card**  
1,069 Points  
1984-88


Seasons	G	FGM-FGA	Pct.	3FG-3FGA	Pct.	FTM-FTA	Pct.	Reb.	Avg.	Pts.	Avg.
1984-85	28	81-168	.482	----	----	47-69	.681	53	1.8	209	7.2
1985-86	27	46-108	.426	----	----	32-80	.400	48	1.8	113	4.2
1986-87	32	119-243	.490	----	----	75-108	.694	87	2.7	319	10.0
1987-88	35	156-319	.489	----	----	90-132	.667	92	2.6	428	12.2
<b>Career</b>	<b>122</b>	<b>402-838</b>	<b>.480</b>	<b>----</b>	<b>----</b>	<b>244-389</b>	<b>.627</b>	<b>280</b>	<b>2.3</b>	<b>1,069</b>	<b>8.8</b>



# 17

**Lonnie Nickson**  
1,057 Points  
1979-83


Seasons	G	FGM-FGA	Pct.	3FG-3FGA	Pct.	FTM-FTA	Pct.	Reb.	Avg.	Pts.	Avg.
1979-80	30	76-136	.559	----	----	50-81	.617	114	3.8	202	6.7
1980-81	26	93-203	.458	----	----	48-78	.615	189	7.3	234	9.0
1981-82	30	86-173	.497	----	----	48-71	.676	147	4.9	220	7.3
1982-83	32	156-324	.481	----	----	89-131	.679	223	7.0	401	12.5
<b>Career</b>	<b>118</b>	<b>411-836</b>	<b>.492</b>	<b>----</b>	<b>----</b>	<b>235-361</b>	<b>.651</b>	<b>673</b>	<b>5.7</b>	<b>1,057</b>	<b>9.0</b>



# 18

**Kijana Howard**  
1,043 Points  
1998-01

Seasons	G	FGM-FGA	Pct.	3FG-3FGA	Pct.	FTM-FTA	Pct.	Reb.	Avg.	Pts.	Avg.
1998-99	31	138-277	.498	11-41	.268	43-62	.694	175	5.6	330	10.6
1999-00	23	131-235	.557	20-38	.526	45-63	.714	118	5.1	327	14.2
2000-01	29	152-249	.610	23-49	.469	59-73	.808	137	4.7	386	13.3
<b>Career</b>	<b>83</b>	<b>421-761</b>	<b>.553</b>	<b>54-128</b>	<b>.422</b>	<b>147-198</b>	<b>.742</b>	<b>430</b>	<b>5.2</b>	<b>1,043</b>	<b>12.6</b>




# 19


**Bryant Pound**  
1,009 Points  
1996-98

Seasons	G	FGM-FGA	Pct.	3FG-3FGA	Pct.	FTM-FTA	Pct.	Reb.	Avg.	Pts.	Avg.
1996-97	30	159-360	.442	55-171	.322	128-153	.837	160	5.3	501	16.7
1998-99	29	165-379	.435	56-159	.352	122-176	.693	120	4.1	508	17.5
<b>Career</b>	<b>59</b>	<b>324-739</b>	<b>.438</b>	<b>111-330</b>	<b>.336</b>	<b>250-329</b>	<b>.760</b>	<b>280</b>	<b>4.7</b>	<b>1,009</b>	<b>17.1</b>


# NAIA ALL-AMERICANS




**Jerome Liggett**




**Jesse Phillips**




**Orlando Graham**




**Ed Card**




**Darryl Gresham**




**Alphonso Bell**




**Darrell Anderson**




**Albert Lewis**




**Bryant Pound**




**David Whaley**




**Torey Harris**



**Sean Stackhouse**



**Rod Shiver**



**Ellis Powell**



**Joseph Manuel**



**Robert Johnson**

## Auburn University at Montgomery Players in the NBA

**Orlando Graham**

Miami Heat (1990-92)

**Etdrick Bohannon**


Indiana Pacers (1997-98)

Washington Wizards (1998-99)

New York Knicks (1999-2000)

L.A. Clippers (2000)

Cleveland Cavaliers (2000-01)



**Nathan Thomas**

# Year-by-Year Results

## 1975-76 10-19

vs. Talladega	L, 78-73
at Montevallo	L, 79-64
vs. Alabama State	L, 99-68
vs. Huntingdon	L, 72-66
vs. Montevallo	L, 84-73
at Spring Hill	L, 99-84
at Athens State	L, 74-70
at Alabama-Huntsville	W, 103-99
at Tennessee Wesleyan	W, 90-74
vs. Birmingham Southern	L, 89-60
at Huntingdon	L, 89-85
vs. Athens State	L, 90-79
at Talladega	W, 93-73
at West Florida	L, 78-58
vs. Southern Benedictine	L, 96-88
vs. Alabama-Huntsville	L, 85-74
at Alabama State	L, 94-71
at Southern Benedictine	W, 95-76
vs. Livingston	W, 79-78
at Birmingham Southern	W, 80-79
at Huntingdon	L, 74-72
vs. LaGrange	W, 88-79
vs. Spring Hill	W, 82-80
vs. North Alabama	L, 98-72
at Livingston	L, 81-79
at LaGrange	W, 97-77
vs. West Florida	W, 81-73
at William Carey	L, 80-76
at Montevallo	L, 78-68

## 1976-77 16-10

at LaGrange	W, 80-75
at Talladega	W, 93-83
vs. Alabama State	W, 99-94
vs. Tuskegee	W, 90-67
at Alabama State	L, 114-81
vs. William Carey	W, 90-88
vs. Belhaven	W, 60-58
at Columbus	L, 90-86
at North Georgia	L, 72-63
at Athens State	W, 68-65
vs. Alabama-Huntsville	L, 82-75
vs. LaGrange	L, 80-76
vs. Daniel Payne	W, 82-72
vs. LaGrange	L, 73-67
at Southern Benedictine	W, 78-61
at Montevallo	W, 73-45
vs. Talladega	W, 82-80
vs. Huntingdon	W, 96-82
at Spring Hill	W, 83-64
at Alabama State	L, 83-72
at Huntingdon	L, 74-67
vs. Athens State	W, 102-90
at Alabama-Huntsville	L, 86-84
vs. Columbus	W, 85-81
vs. Southern Benedictine	W, 82-81
vs. Birmingham Southern@	L, 91-77

@ NIAA District 27 Playoff

## 1977-78 16-16

11/18 vs. Shorter	W, 73-64
11/19 vs. Montevallo	L, 80-79
11/21 vs. LaGrange	W, 77-75
11/25 at Athens State	L, 65-63
12/2 at Montevallo	L, 71-66
12/3 at Spring Hill	L, 83-61
12/6 vs. LaGrange	L, 87-76
12/9 vs. William Carey	L, 97-91
12/10 vs. Belhaven	W, 67-55
12/15 vs. Tuskegee	W, 56-53
12/17 at Alabama-Huntsville	L, 63-55
12/27 vs. Montevallo	L, 60-55
12/28 at Daniel Payne	W, 114-86

12/29 at Huntingdon	W, 76-66
1/6 at William Carey	W, 87-72
1/7 at Belhaven	L, 75-73
1/9 at Tuskegee	W, 94-75
1/14 vs. Huntingdon	L, 63-59
1/16 at Alabama State	W, 2-0 (forfeit)
1/18 vs. Talladega	W, 114-86
1/20 vs. Montevallo	W, 65-60
1/21 vs. Spring Hill	L, 75-60
1/27 vs. Alabama-Huntsville	L, 71-48
1/28 vs. Athens State	L, 70-61
2/3 at Southern Benedictine	W, 67-44
2/4 at Birmingham Southern	W, 75-73
2/10 vs. Southern Benedictine	W, 82-66
2/11 vs. Birmingham Southern	L, 63-62
2/14 at Alabama State	W, 2-0 (forfeit)
2/18 at Huntingdon	W, 80-62
2/20 at Talladega	L, 62-58
2/23 at Alabama-Huntsville	L, 77-56

## 1978-79 20-15

11/20 at LaGrange	L, 2-0 (forfeit)
11/25 vs. Alabama-Huntsville	L, 102-85
11/27 vs. Athens State	L, 84-79
11/30 at Southern Benedictine	L, 70-64
12/2 at Mississippi State	L, 98-60
12/4 vs. Birmingham Southern	L, 88-71
12/5 at Tuskegee	W, 68-66
12/6 at Jacksonville State	L, 96-93
12/9 vs. William Carey	W, 93-92
12/11 vs. Belhaven	W, 54-52
12/15 at Cumberland	W, 69-67
12/16 at Columbus	W, 78-71
12/29 vs. University of the South	W, 105-81
12/30 at Valdosta State	L, 108-77
1/6 at Huntingdon	W, 68-58
1/8 vs. Daniel Payne	W, 2-0 (forfeit)
1/13 at Alabama-Huntsville	W, 79-66
1/15 at Athens State	L, 58-56
1/18 vs. LaGrange	W, 79-78
1/20 vs. Montevallo	W, 57-44
1/22 at Spring Hill	L, 69-66
1/25 at Talladega	W, 74-61
1/27 vs. Huntingdon	W, 85-61
1/29 vs. Alabama State	L, 48-43
2/1 at Daniel Payne	W, 2-0 (forfeit)
2/3 at Southern Benedictine	W, 43-34
2/7 vs. Birmingham Southern	L, 79-58
2/9 vs. Belhaven	W, 70-69
2/10 at William Carey	W, 85-65
2/12 vs. Talladega	W, 103-69
2/17 vs. Montevallo	L, 80-78
2/19 at Spring Hill	W, 79-75
2/22 vs. Southern Benedictine#	W, 59-50
2/23 vs. Alabama-Huntsville#	L, 88-70
2/27 at Alabama State	L, 107-76

## 1979-80 20-12

11/14 vs. Georgia College	W, 103-83
11/15 vs. Spring Hill	W, 115-104
11/24 at Stillman	W, 82-80
11/26 at LaGrange	W, 75-65
11/28 vs. Birmingham Southern	L, 73-63
12/6 at Alabama-Huntsville	L, 100-81
12/8 at Athens State	L, 73-63
12/10 vs. Talladega	W, 81-71
12/14 at William Carey	W, 93-76
12/15 at Belhaven	W, 65-54
12/20 at South Carolina	L, 65-64
12/27 at College of Charleston	W, 65-57
12/28 vs. USC-Aiken	W, 69-55
1/3 vs. LaGrange	L, 64-62
1/7 at Spring Hill	W, 88-78

1/9 at Birmingham Southern	L, 78-71
1/12 vs. Stillman	W, 101-86
1/18 vs. Alabama-Huntsville	L, 72-60
1/19 vs. Athens State	L, 72-59
1/23 vs. Valdosta State	W, 79-70 (OT)
1/26 vs. Montevallo	W, 79-70
1/28 at Alabama State	L, 76-51
2/2 vs. Spring Hill	W, 101-56
2/4 at Valdosta State	W, 80-71
2/7 at Talladega	W, 106-74
2/9 vs. Belhaven	W, 39-34
2/11 vs. William Carey	W, 81-71
2/14 at Alabama State	L, 82-73
2/16 at Montevallo	L, 72-69
2/21 vs. Belhaven#	W, 64-60
2/22 vs. Birmingham Southern#	W, 64-57 (OT)
2/23 vs. Alabama-Huntsville#	L, 84-68

## 1980-81 17-13

11/18 vs. LaGrange	W, 91-73
11/21 vs. North Georgia	W, 71-55
11/22 at Pikeville	W, 91-69
11/24 at Talladega	W, 93-72
11/28 at Xavier	W, 88-84
12/6 vs. Spring Hill	W, 99-85
12/9 at Indiana State	W, 59-58
12/13 vs. Talladega	W, 81-61
12/17 at Jacksonville State	W, 57-50
12/19 vs. Georgia Southwestern	W, 73-66
12/20 at USC-Aiken	L, 90-82
1/5 at LaGrange	W, 58-47
1/8 at Athens State	W, 74-48
1/10 at Alabama-Huntsville	W, 91-82
1/14 vs. Montevallo	L, 82-69
1/17 vs. Birmingham Southern	L, 76-70
1/22 at Belhaven	L, 70-68
1/24 at William Carey	W, 61-50
1/26 vs. Alabama State	L, 83-76
1/28 at Birmingham Southern	L, 82-75
1/31 at Montevallo	W, 68-60
2/2 vs. Jacksonville State	L, 84-79
2/5 vs. Athens State	L, 70-67
2/7 vs. Alabama-Huntsville	L, 96-75
2/9 vs. Xavier	W, 122-103
2/12 vs. Belhaven	L, 43-41
2/14 vs. William Carey	L, 26-23
2/16 at Spring Hill	W, 46-39
2/21 at Alabama State	L, 26-23
2/24 at Belhaven	L, 73-70

## 1981-82 20-10

11/16 at Stillman	W, 105-94
11/21 at LaGrange	W, 85-69
11/24 vs. Talladega	W, 83-63
11/27 at Mississippi State	L, 68-43
12/1 vs. Spring Hill	W, 78-63
12/3 at Kansas State	L, 83-46
12/11 vs. Edward Waters	W, 107-73
12/12 vs. Livingston	W, 75-38
12/15 vs. LaGrange	W, 99-74
12/19 at Jacksonville State	W, 80-56
12/27 vs. Fort Hays	W, 36-35
12/28 vs. Quincy	L, 76-73
12/29 vs. Kearney State	L, 85-71
1/7 vs. Athens State	L, 65-62
1/9 vs. Alabama-Huntsville	W, 47-44
1/16 at Birmingham Southern	L, 60-55
1/18 vs. Montevallo	W, 61-42
1/21 vs. Jacksonville State	L, 62-61
1/28 at Montevallo	W, 62-55
1/30 vs. Birmingham Southern	W, 72-63
2/2 vs. Talladega	W, 124-76
2/4 vs. Livingston	W, 70-66

# Year-by-Year Results

2/6	at Valdosta State	W, 79-71	2/23	vs. Faulkner	W, 73-64	11/21	at Southern-New Orleans	W, 92-65
2/12	at Alabama-Huntsville	W, 58-56	2/24	vs. Athens State	W, 69-68	11/22	at Xavier	W, 75-73
2/13	at Athens State	W, 69-55	2/25	vs. Montevallo	W, 63-60	11/24	at William Carey	L, 80-78
2/16	vs. Stillman	W, 121-76	3/1	at Birmingham Southern	L, 69-61	11/28	vs. Troy State	W, 69-61
2/19	vs. Tougaloo	W, 74-58	3/3	at Birmingham Southern@	L, 76-69	11/29	vs. Alabama State	W, 83-78
2/24	vs. Alabama-Huntsville	L, 50-45		@ NAIA District 27 Playoff		12/5	at Limestone	W, 83-75
2/27	vs. Athens State	L, 76-75				12/6	at Southern Polytechnic	L, 73-71 (OT)
3/1	vs. Athens State@	L, 87-68				12/8	vs. North Alabama	W, 70-64
	@ NAIA District 27 Playoff					12/12	vs. Dillard	W, 106-90

## 1982-83 20-12

11/16	at LaGrange	W, 76-63	11/19	at Faulkner	W, 116-53	12/12	vs. Dillard	W, 106-90
11/19	at North Georgia	W, 76-73	11/20	at Carson Newman	L, 58-55	12/13	at Troy State	W, 76-71
11/20	vs. Cumberland	W, 54-53	11/23	vs. Tuskegee	W, 76-64	12/29	vs. Xavier	W, 64-60
11/23	at Talladega	W, 98-82	11/24	at Alabama State	W, 66-65	1/3	vs. Georgia Southwestern	L, 68-65
11/26	at Birmingham Southern	W, 78-57	11/29	vs. Xavier	L, 81-72	1/10	at Athens State	L, 65-61
11/27	vs. Alabama State	L, 76-75	12/1	at Miles	W, 83-69	1/15	vs. Montevallo	W, 74-51
11/29	at Texas Tech	L, 70-60	12/3	at Jacksonville State	L, 94-76	1/17	vs. Birmingham Southern	W, 85-73
11/30	at Oklahoma	L, 104-83	12/7	at Dillard	W, 67-65	1/22	at Talladega	W, 89-69
12/3	vs. Florida International	W, 81-61	12/8	at Southern-New Orleans	W, 81-79	1/24	vs. Faulkner	W, 73-71
12/4	at Troy State	L, 53-51	12/15	vs. Talladega	W, 69-67	1/26	at Alabama-Huntsville	W, 75-59
12/10	vs. Alabama-Huntsville	W, 60-54	12/21	vs. Southern-New Orleans	W, 68-54	1/29	at North Alabama	L, 68-54
12/11	at Montevallo	W, 57-55	12/22	vs. William Carey	L, 63-62	1/31	vs. Alabama State	L, 71-68
12/17	vs. Xavier	W, 66-64	1/4	vs. West Virginia Wesleyan	L, 58-54	2/7	at Faulkner	L, 88-81
12/29	at Paine	W, 64-54	1/5	at Tusculum	W, 92-37	2/9	vs. Talladega	W, 84-58
12/30	vs. Tuskegee	L, 73-67	1/8	vs. Alabama State	L, 70-63	2/12	at Birmingham Southern	W, 65-59
1/6	at Tuskegee	W, 79-68	1/12	vs. Faulkner	W, 88-55	2/14	at Montevallo	W, 64-60
1/8	at Xavier	W, 69-56	1/18	at Athens State	L, 68-64	2/17	vs. William Carey	W, 73-60
1/10	vs. Talladega	W, 114-63	1/19	at Alabama-Huntsville	W, 65-62	2/21	at Athens State	W, 76-74
1/14	at Athens State	L, 49-46	1/24	vs. Montevallo	W, 74-59	2/23	at Alabama-Huntsville	W, 78-76
1/15	at Alabama-Huntsville	W, 75-63	1/26	at Birmingham Southern	L, 77-66	2/28	vs. Faulkner@	W, 90-75
1/19	vs. Montevallo	W, 85-68	1/28	at Xavier	W, 71-54	3/3	vs. Birmingham Southern@	W, 49-46
1/22	vs. Birmingham Southern	L, 69-68	2/2	at Jacksonville State	L, 93-60	3/12	vs. Eureka%	W, 85-54
1/29	at Faulkner	W, 75-65	2/4	at Phillips	W, 69-60	3/13	vs. St. Joseph's%	W, 76-66
2/2	at Birmingham Southern	W, 76-65	2/7	vs. Birmingham Southern	W, 34-33	3/14	vs. Washburn%	L, 69-61
2/5	at Montevallo	W, 82-59	2/9	vs. Montevallo	L, 43-40		@ NAIA District 27 Playoffs	
2/10	vs. Athens State	L, 70-65	2/16	vs. Athens State	L, 71-54		% NAIA National Tournament	
2/14	vs. Alabama-Huntsville	L, 69-55	2/18	vs. Alabama-Huntsville	W, 66-59			
2/17	at Lipscomb	L, 58-56	2/21	at Talladega	W, 82-65			
2/19	vs. Faulkner	W, 100-76	2/23	vs. Faulkner	W, 89-45			
2/24	vs. Montevallo	W, 30-27	3/2	vs. Birmingham Southern@	L, 41-38			
2/25	at Alabama-Huntsville	L, 73-70		@ NAIA District 27 Playoff				
3/5	at Alabama-Huntsville@	L, 75-63						
	@ NAIA District 27 Playoff							

## 1983-84 20-13

11/12	at Southern-New Orleans	W, 101-80	11/16	at Dillard	L, 70-68	11/17	vs. William Carey	W, 86-70
11/15	vs. LaGrange	W, 65-64	11/23	at Xavier	W, 88-77	11/20	vs. Morris Brown	W, 76-54
11/18	vs. Stillman	W, 78-61	11/29	at Ft. Valley State	W, 97-77	11/21	at Columbus	W, 63-58
11/19	at Athens State	W, 72-58	11/30	vs. Armstrong State	L, 73-68	11/27	vs. Xavier	W, 83-66
11/25	vs. Prairie View	W, 71-52	12/2	at College of Charleston	L, 69-64	12/3	at Tennessee Wesleyan	W, 89-67
11/26	at Alabama State	L, 103-81	12/6	vs. Tennessee Temple	W, 63-52	12/4	at Trevecca Nazarene	W, 78-73
11/29	at Xavier	L, 64-61	12/7	vs. Limestone	W, 80-74	12/5	at Cumberland	W, 58-57
12/1	vs. Jacksonville State	L, 84-73	12/14	vs. Southern-New Orleans	W, 97-74	12/11	vs. Alabama-Huntsville	W, 88-77
12/3	at North Georgia	W, 73-62	12/16	at William Carey	W, 72-71	12/12	vs. Cedarville	W, 75-72
12/10	at Talladega	W, 92-59	12/20	at Montevallo	W, 83-72	12/15	at Xavier	W, 85-76
12/16	at Spring Hill	W, 67-52	12/21	vs. College of Charleston	W, 67-56	12/16	at Dillard	W, 100-78
12/17	at Jacksonville State	L, 83-74	12/30	vs. Xavier	W, 77-73	1/2	vs. Alabama-Huntsville	W, 86-75
12/29	vs. Xavier	L, 60-57	1/4	at Georgia Southwestern	W, 101-74	1/11	at William Carey	W, 96-70
12/30	vs. Montevallo	L, 66-59	1/6	vs. William Carey	W, 78-69	1/14	at Alabama-Huntsville	W, 97-80
1/4	at North Georgia	W, 84-69	1/9	vs. Athens State	W, 58-56	1/16	at Athens State	W, 60-53
1/12	vs. Jacksonville State	L, 104-89	1/11	at Alabama-Huntsville	W, 83-66	1/21	vs. Montevallo	W, 59-53
1/14	at Faulkner	W, 83-60	1/16	vs. Montevallo	W, 60-57	1/23	vs. Birmingham Southern	L, 70-68
1/19	at Alabama-Huntsville	W, 84-79	1/18	at Birmingham Southern	L, 54-50	1/28	vs. Florida Memorial	W, 79-65
1/21	vs. Athens State	L, 55-51	1/25	at Faulkner	W, 99-71	2/1	vs. Alabama State	W, 96-90
1/26	vs. Montevallo	W, 67-72	1/30	vs. Dillard	W, 89-71	2/4	at Miles	W, 101-71
2/2	vs. Birmingham Southern	W, 62-61	2/1	vs. Talladega	W, 70-66	2/6	vs. Faulkner	W, 84-71
2/4	at Montevallo	L, 61-58	2/5	at Alabama State	L, 86-84	2/10	at North Alabama	W, 84-81
2/6	at Birmingham Southern	L, 78-55	2/8	vs. Faulkner	W, 73-61	2/11	at Talladega	W, 74-70
2/10	at Athens State	L, 77-69	2/13	vs. Birmingham Southern	L, 59-56	2/13	at Faulkner	W, 87-70
2/11	at Alabama-Huntsville	W, 99-60	2/15	vs. Montevallo	W, 68-54	2/18	at Birmingham Southern	W, 72-66
2/13	vs. Southern-New Orleans	W, 85-63	2/17	vs. Talladega	W, 95-78	2/20	at Montevallo	L, 85-73
2/16	vs. Talladega	W, 106-72	2/20	vs. Alabama-Huntsville	W, 77-75	2/25	vs. Talladega	W, 89-68
2/18	at Faulkner	W, 89-82	2/22	at Athens State	L, 65-62	2/27	vs. Athens State	W, 78-59
			2/28	at Athens State@	L, 71-65	3/5	vs. Athens State@	W, 94-68
				@ NAIA District 27 Playoff		3/8	vs. Birmingham Southern@	W, 73-61
						3/17	vs. Hawaii Pacific%	W, 79-69
						3/18	vs. Grace%	W, 73-66
						3/19	vs. William Jewell%	W, 51-49
						3/21	vs. College of Charleston%	W, 74-70
						3/22	vs. Grand Canyon%	L, 88-86
							@ NAIA District 27 Playoffs	
							% NAIA National Tournament	

## 1986-87 25-8

11/15	vs. Southern-New Orleans	W, 92-79
-------	--------------------------	----------

# Year-by-Year Results

## 1988-89 24-7

11/12	vs. William Carey	W, 101-68
11/13	vs. Xavier	W, 84-70
11/18	at Central Wesleyan	W, 80-50
11/19	at College of Charleston	L, 75-67
11/21	at Georgia Southwestern	L, 85-75
11/25	at Paul Quinn	W, 118-94
11/26	at Alabama State	L, 88-71
11/29	at William Carey	W, 96-93 (2OT)
12/3	vs. North Alabama	L, 78-66
12/9	vs. Brewton-Parker	W, 96-81
12/12	at Xavier	W, 88-59
12/13	at Southern-New Orleans	W, 108-67
12/16	at Brewton-Parker	W, 94-89
12/17	at North Alabama	W, 88-63
1/7	vs. Earl Paulk	W, 120-90
1/12	at Athens State	W, 75-61
1/14	at Talladega	W, 80-72
1/19	at Birmingham Southern	W, 73-71
1/21	at Montevallo	L, 58-54
1/28	vs. Faulkner	W, 83-76
1/31	at Earl Paulk	W, 93-76
2/2	at North Alabama	L, 84-67
2/11	at Faulkner	W, 88-79
2/16	vs. Birmingham Southern	W, 82-69
2/18	vs. Montevallo	W, 73-68 (OT)
2/23	vs. Athens State	W, 79-67
2/27	at Georgia Southwestern	W, 96-78
3/4	vs. Talladega@	W, 100-85
3/7	vs. Montevallo@	W, 81-62
3/14	vs. St. Rose%	W, 105-97
3/16	vs. Hastings%	L, 73-63
@ NAIA District 27 Playoff		
% NAIA National Tournament		

## 1989-90 17-11

11/18	at Troy State	L, 85-81
11/19	vs. Morris Brown	L, 82-78
11/20	vs. West Georgia	W, 72-69
11/25	vs. DeVry Institute	W, 127-84
11/27	at Georgia Southwestern	L, 79-76
12/1	vs. High Point (N.C.)	W, 87-83
12/2	at Southern Poly	W, 72-65
12/9	vs. Spring Hill	W, 80-74
12/12	at Earl Paulk	W, 102-87
12/15	vs. Southern-New Orleans	W, 83-73
12/16	vs. Troy State	L, 84-76
12/18	at Dillard	L, 97-92
1/8	vs. Dillard	W, 112-84
1/11	at Athens State	L, 65-58
1/13	vs. Talladega	W, 87-86
1/18	vs. Birmingham Southern	W, 80-75
1/20	at Montevallo	L, 90-70
1/25	vs. Georgia Southwestern	L, 81-78
1/27	at Faulkner	W, 79-57
2/5	vs. Brewton-Parker	W, 71-65
2/7	vs. Alabama State	W, 83-82
2/10	vs. Faulkner	W, 80-60
2/15	at Birmingham Southern	L, 80-74
2/17	vs. Montevallo	W, 84-72
2/22	vs. Athens State	W, 78-75
2/24	at Talladega	L, 100-76
3/3	vs. Talladega@	W, 85-80
3/6	at Birmingham Southern@	L, 90-77
@NAIA District 27 Playoffs		

## 1990-91 15-11

11/15	at Mobile	W, 89-80
11/16	at Dillard	W, 101-81
11/17	at William Carey	W, 113-90
11/21	vs. Georgia Southwestern	W, 85-71
11/24	at Clark-Atlanta	L, 108-93
11/26	vs. William Carey	W, 105-88
11/29	vs. Taylor	L, 70-63

12/1	vs. Lander	W, 87-64
12/10	at Georgia Southwestern	L, 89-77
12/14	vs. Dillard	W, 107-90
12/15	vs. Troy State	W, 114-84
12/18	vs. William Carey	W, 123-109
1/12	vs. Athens State	L, 79-64
1/17	vs. Montevallo	L, 80-66
1/19	at Birmingham Southern	L, 98-75
1/21	vs. Selma	W, 129-68
1/24	vs. Voorhees	W, 83-78
1/29	at Alabama State	L, 94-85
2/2	at Athens State	L, 86-65
2/7	vs. Talladega	L, 72-69
2/9	at Montevallo	W, 60-59
2/16	vs. Birmingham Southern	L, 76-71
2/21	at Selma	W, 92-76
2/23	vs. Faulkner	W, 90-79
2/28	vs. Talladega@	W, 69-64
3/2	at Birmingham Southern@	L, 73-67
@ NAIA District 27 Playoffs		

## 1991-92 15-18

11/16	vs. Spring Hill	L, 73-60
11/18	vs. William Carey	L, 75-64
11/22	vs. Clark-Atlanta	L, 72-71
11/25	at Trevecca Nazarene	W, 86-77
11/27	vs. Georgia Southwestern	L, 75-66
11/30	vs. Dillard	W, 94-88
12/4	at Spring Hill	L, 107-60
12/14	vs. Trevecca Nazarene	W, 104-97
12/16	at William Carey	L, 102-81
12/20	vs. Lees-McRae	W, 71-61
12/21	vs. Alabama-Huntsville	L, 81-80
1/2	vs. Berry	W, 85-75
1/3	vs. Anderson	W, 74-67
1/4	at Mobile	L, 77-76
1/9	vs. Talladega	W, 75-68
1/11	at Athens State	W, 64-63
1/16	vs. Montevallo	W, 61-58
1/21	at Dillard	L, 87-75
1/23	vs. Selma	W, 91-77
1/25	vs. Troy State	W, 134-113
1/28	vs. Birmingham Southern	W, 71-68
1/30	at Alabama State	L, 118-81
2/2	vs. Faulkner	L, 107-93
2/3	at Troy State	L, 133-111
2/6	vs. Selma	W, 114-88
2/13	at Talladega	L, 54-52
2/15	vs. Athens State	W, 101-87
2/20	at Birmingham Southern	L, 95-80
2/22	at Montevallo	L, 93-75
2/27	at Georgia Southwestern	L, 80-75
2/29	at Faulkner	L, 99-90
3/5	at Talladega@	W, 69-64
3/7	at Birmingham Southern@	L, 73-67
@ NAIA District 27 Playoffs		

## 1992-93 19-11

11/14	at Spring Hill	L, 97-94
11/17	at Mobile	W, 79-77
11/19	vs. Spring Hill	W, 83-77
11/21	at Dillard	W, 84-76
11/23	at William Carey	W, 91-89
12/11	vs. Dillard	W, 89-66
12/12	vs. Georgia Southwestern	W, 86-74
12/14	vs. Mobile	L, 82-60
12/18	vs. Troy State	L, 112-107
12/19	vs. Alabama-Huntsville	W, 103-97
1/2	at Wisconsin-Eau Claire	W, 83-75
1/3	at Findlay	L, 91-81
1/9	vs. Athens State	L, 95-93
1/14	at Montevallo	L, 84-64
1/16	at Birmingham Southern	L, 87-72
1/18	vs. William Carey	W, 82-80

1/21	vs. Selma	W, 91-77
1/23	at Troy State	L, 85-80
1/27	vs. Georgia Southwestern	W, 73-70
1/30	at Faulkner	W, 67-64
2/4	at Selma	W, 93-62
2/11	at Talladega	W, 102-79
2/13	at Athens State	W, 79-75
2/18	vs. Birmingham Southern	L, 75-69
2/20	vs. Montevallo	L, 47-51
2/22	vs. Talladega	W, 80-75
2/27	vs. Faulkner	W, 74-71
3/1	at Georgia Southwestern	W, 80-74
3/4	vs. Talladega@	W, 79-74
3/6	at Montevallo@	L, 81-63
@ NAIA District 27 Playoffs		

## 1993-94 21-12

11/12	at Baptist Christian	W, 119-72
11/13	at William Carey	L, 85-80
11/19	at Cumberland	W, 59-58
11/20	at Georgia Southwestern	L, 73-65
11/23	vs. Mobile	W, 71-68
11/26	at LaGrange	W, 80-62
11/27	vs. Georgia Southwestern	W, 95-73
12/1	vs. Spring Hill	W, 87-85
12/2	vs. Life	L, 81-74
12/4	at Mobile	L, 83-77
12/11	at Spring Hill	L, 77-61
12/17	vs. Stillman	W, 92-73
12/18	vs. William Carey	W, 76-70
12/20	at Patton	W, 2-0 (forfeit)
1/6	vs. Talladega	W, 71-68
1/8	at Athens State	L, 88-70
1/13	vs. Montevallo	L, 75-64
1/15	vs. Birmingham Southern	W, 81-80
1/20	at West Florida	W, 71-62
1/22	vs. Selma	W, 114-79
1/29	vs. Faulkner	W, 87-68
2/3	at Talladega	W, 80-76
2/6	vs. Athens State	L, 79-76
2/10	at Montevallo	L, 89-85
2/12	at Birmingham Southern	W, 78-75
2/15	vs. West Florida	W, 95-77
2/19	at Selma	W, 82-69
2/26	at Faulkner	L, 111-95
2/28	at Life	L, 96-94
3/3	vs. Faulkner#	W, 93-77
3/5	at Athens State#	W, 78-69
3/8	at Montevallo#	W, 63-61
3/16	vs. Westminster%	L, 72-67

# Southern States Conference Tournament

% NAIA National Tournament

## 1994-95 13-19

11/10	vs. Spring Hill	L, 65-64
11/12	at LaGrange	W, 86-61
11/15	vs. William Carey	W, 116-85
11/21	at Life	L, 104-96 (2OT)
11/25	at Delta State	L, 71-70
11/26	at Mississippi College	L, 82-71
12/2	at Voorhees	L, 72-66
12/3	vs. Mohawk	W, 99-79
12/10	at William Carey	W, 96-76
12/12	at Spring Hill	L, 88-84 (OT)
12/16	vs. Voorhees	W, 99-95
12/17	vs. Georgia Southwestern	L, 87-66
1/5	vs. Talladega	W, 93-72
1/7	vs. Athens State	W, 88-71
1/12	at Montevallo	W, 88-71
1/14	at Birmingham Southern	L, 81-69
1/16	vs. Life	L, 69-60
1/19	vs. Selma	W, 99-71
1/21	vs. Georgia Southwestern	L, 69-66
1/23	at Selma	L, 75-74

# Year-by-Year Results

1/26	at Alabama State	L, 68-56
1/28	at Faulkner	L, 68-60
2/2	at Talladega	L, 80-76
2/4	at Athens State	W, 83-80
2/9	vs. Montevallo	W, 70-65
2/11	vs. Birmingham Southern	L, 77-57
2/13	vs. LaGrange	W, 100-63
2/20	at Georgia Southwestern	L, 94-75
2/23	at Tuskegee	W, 69-67
2/25	vs. Faulkner	L, 71-67
3/2	at Talladega#	W, 106-90
3/4	at Birmingham Southern#	L, 90-83

# Southern States Conference Tournament

## 1995-96 20-8

10/31	at Concordia	W, 96-95
11/9	vs. LaGrange	W, 109-69
11/13	at Xavier	L, 64-62
11/14	at Dillard	L, 68-63
11/20	vs. Spring Hill	W, 79-60
11/27	vs. Dillard	W, 86-71
12/1	vs. Talladega	W, 97-86
12/2	vs. Johnson C. Smith	W, 101-93
12/9	vs. Xavier	W, 84-65
12/11	at Spring Hill	L, 94-60
12/15	vs. Voorhees	W, 93-60
12/16	vs. Talladega	W, 111-75
1/6	at Athens State	W, 84-80
1/9	vs. Talladega	W, 93-78
1/13	vs. Birmingham Southern	W, 78-74
1/18	vs. Selma	W, 120-84
1/22	vs. Life	L, 73-66
1/27	at Faulkner	W, 102-84
1/29	at Talladega	L, 66-65
2/1	at LaGrange	W, 75-70
2/3	vs. Athens State	W, 54-49
2/6	at Life	L, 83-75
2/10	at Birmingham Southern	L, 66-62
2/13	vs. Concordia	W, 127-83
2/19	vs. Selma	W, 116-58
2/21	vs. Tuskegee	W, 53-34
2/24	vs. Faulkner	W, 80-67
3/2	vs. Talladega	L, 80-77

## 1996-97 19-12

10/31	vs. Selma	W, 116-55
11/2	vs. Spring Hill	W, 68-67
11/9	at Spring Hill	L, 80-59
11/12	vs. Dillard	W, 77-75
11/23	vs. Xavier	W, 88-74
11/25	at Dillard	W, 66-57
11/29	at Oklahoma City	L, 89-74
11/30	at Oklahoma Baptist	L, 93-71
12/3	at Mobile	W, 72-48
12/6	at Johnson C. Smith	W, 77-68
12/7	at Montevallo	W, 90-70
12/16	at Xavier	L, 79-71
12/20	vs. Montevallo	W, 69-62
12/21	vs. Mobile	W, 90-77
1/4	vs. Athens State	L, 73-68
1/7	vs. St. Thomas Aquinas	L, 63-41
1/13	at Life	L, 107-77
1/18	at Delta State	L, 80-53
1/22	at Talladega	W, 87-84
1/25	at Faulkner	W, 75-74 (OT)
1/27	vs. Thomas	W, 56-53
2/1	at Athens State	L, 71-62
2/3	at Selma	W, 78-55
2/8	vs. Talladega	W, 95-75
2/13	vs. Delta State	W, 79-70
2/15	vs. Life	L, 96-91
2/22	vs. Faulkner	L, 57-53
2/24	at Thomas	W, 85-57
3/5	vs. Talladega	W, 85-57

3/7	vs. Athens State	W, 77-62
3/8	at Life	L, 97-75

## 1997-98 19-13

10/31	vs. Claffin	L, 79-76 (OT)
11/1	vs. LaGrange	W, 122-72
11/4	at William Carey	W, 89-73
11/7	at Union	W, 90-73
11/8	vs. Lambuth	L, 90-81
11/11	at Birmingham Southern	L, 84-65
11/21	vs. Lambuth	W, 80-70
11/22	vs. William Carey	W, 99-72
11/25	at Spring Hill	L, 70-67
11/29	vs. Dillard	W, 73-56
12/2	vs. Spring Hill	W, 85-74
12/5	vs. Mobile	L, 86-80
12/6	vs. Faulkner	W, 91-77
12/9	at Mobile	L, 90-88
12/13	at Alabama State	L, 86-66
1/3	at Dillard	W, 73-67
1/8	vs. Talladega	W, 102-76
1/10	vs. Birmingham Southern	L, 74-68
1/15	at Claffin	W, 73-49
1/17	vs. Life	L, 108-91
1/20	at Thomas	L, 68-67
1/24	vs. Faulkner	W, 61-45
1/31	at Athens State	W, 73-59
2/3	vs. Thomas	W, 99-70
2/7	vs. Athens State	W, 90-73
2/10	at Talladega	W, 84-68
2/14	vs. Selma	W, 84-52
2/21	at Faulkner	L, 74-72 (OT)
2/24	at Life	L, 89-74
2/28	at Selma	W, 102-51
3/6	at Faulkner^	W, 59-57
3/7	at Life^	L, 73-71

^ NAAIA Southeast Region Tournament

## 1998-99 19-12

11/6	vs. Selma	W, 85-55
11/7	vs. Claffin	W, 63-54
11/20	at Kennesaw College	W, 90-60
11/21	at Valdosta State	L, 74-72
11/23	at Spring Hill	L, 83-72
11/27	at Tuskegee	W, 76-62
12/1	vs. Spring Hill	L, 69-61
12/4	vs. Selma	W, 69-60
12/5	vs. Georgia Southwestern	L, 98-88
12/8	vs. Selma	W, 59-49
12/11	at Life	L, 77-73
12/12	at Claffin	W, 73-61
12/16	vs. Texas College	W, 85-82
12/18	vs. Cumberland	W, 86-78
1/7	vs. Talladega	W, 86-78
1/9	at Claffin	L, 59-58
1/12	at Alabama State	L, 86-54
1/16	at Athens State	W, 75-64
1/18	at Cumberland	W, 94-90
1/21	at Faulkner	L, 79-78
1/23	vs. Voorhees	W, 62-56
2/9	vs. Talladega	W, 83-67
2/11	at Southern Wesleyan	L, 73-72
2/13	vs. Athens State	L, 85-74
2/16	vs. Southern Wesleyan	W, 73-54
2/18	vs. Faulkner	L, 81-69
2/27	at Selma	W, 99-60
3/3	vs. Anderson^	W, 93-85
3/5	vs. Athens State^	W, 93-82
3/6	vs. Life^	W, 88-73
3/16	Oklahoma Baptist%	L, 80-63

^ NAAIA Southeast Region Tournament

% NAAIA National Tournament

## 1999-00 19-13

11/10	at Spring Hill	L, 86-61
11/19	at Lambuth	L, 80-70
11/20	at Union	L, 64-59
11/24	vs. Mobile	W, 77-74
11/27	vs. Emmanuel	L, 68-67
11/29	vs. Southern Wesleyan	W, 80-55
12/2	at Brewton-Parker	W, 71-61
12/4	at Georgia Southwestern	L, 73-59
12/17	vs. Spring Hill	W, 92-81
1/6	vs. LaGrange	W, 87-75
1/8	at Athens State	L, 69-61
1/11	at Mobile	W, 77-75
1/13	at Piedmont	L, 80-55
1/15	at North Georgia	L, 105-96 (OT)
1/20	vs. Southern Poly	L, 81-72
1/22	vs. Shorter	W, 81-62
1/24	at Faulkner	W, 74-72
1/27	at Emmanuel	L, 68-66
1/29	at Southern Wesleyan	W, 80-71
2/3	vs. Brewton-Parker	W, 74-53
2/5	vs. Georgia Southwestern	L, 80-70
2/7	at Selma	W, 76-70
2/10	at LaGrange	W, 100-70
2/12	vs. Athens State	W, 89-70
2/17	vs. Piedmont	W, 83-72
2/19	vs. North Georgia	W, 80-66
2/21	vs. Selma	W, 69-61
2/24	at Southern Poly	L, 100-70
2/26	at Shorter	W, 85-79
2/28	vs. Faulkner	W, 93-86
3/1	vs. LaGrange#	W, 119-75
3/3	at Faulkner#	L, 93-66

# Georgia-Alabama-Carolina Conference Tournament

## 2000-01 24-7

11/9	at Talladega	W, 109-83
11/15	vs. Selma	W, 93-69
11/17	vs. Texas College	W, 84-77
11/25	at Dillard	L, 100-78
11/29	at Athens State	L, 90-82
12/18	vs. Talladega	W, 108-79
1/4	vs. Dillard	W, 111-52
1/6	at Reinhardt	W, 87-72
1/11	vs. Brewton-Parker	W, 88-65
1/13	vs. Emmanuel	W, 106-96
1/15	Southern Wesleyan	W, 89-65
1/18	at Faulkner	W, 82-80
1/20	at Shorter	L, 93-86
1/22	at Southern Poly	W, 102-86
1/25	at Selma	W, 121-79
1/27	vs. North Georgia	W, 106-88
1/29	vs. Athens State	W, 110-90
2/1	vs. Georgia Southwestern	W, 97-76
2/3	vs. Reinhardt	W, 94-59
2/8	at Brewton-Parker	W, 100-88
2/10	at Emmanuel	W, 122-98
2/12	at Southern Wesleyan	L, 78-72
2/15	vs. Faulkner	W, 89-88
2/17	vs. Shorter	W, 87-73
2/19	vs. Southern Poly	W, 90-80
2/22	at Georgia Southwestern	W, 98-85
2/24	at North Georgia	L, 106-96
3/1	vs. North Georgia#	W, 80-75
3/2	vs. Brewton-Parker#	W, 70-67
3/3	vs. Southern Poly#	L, 95-85
3/15	Georgetown%	L, 95-85

# Georgia-Alabama-Carolina Conference Tournament

% NAAIA National Tournament

# Year-by-Year Results

## 2001-02 22-10

11/9	at Brevard	W, 70-64
11/10	at Barber-Scotia	L, 70-64
11/15	at Athens State	W, 82-77
12/3	vs. Texas College	W, 94-89
12/6	vs. Selma	L, 94-89
12/17	at Azusa Pacific	L, 82-76
12/18	at Christian Heritage	W, 86-80
12/29	vs. Dillard	L, 73-66
1/3	at Reinhardt	W, 88-69
1/5	at North Georgia	W, 94-87
1/10	vs. Brewton-Parker	W, 84-74
1/12	vs. Georgia Southwestern	W, 91-82
1/14	vs. Faulkner	L, 73-66
1/17	at Southern Wesleyan	W, 76-63
1/19	at Emmanuel	W, 94-75
1/24	vs. Shorter	W, 72-66
1/26	vs. Southern Poly	L, 82-79 (OT)
1/31	vs. Reinhardt	W, 104-90
2/2	vs. North Georgia	W, 90-76
2/4	vs. Athens State	W, 79-61
2/7	at Brewton-Parker	W, 71-59
2/9	at Georgia Southwestern	L, 101-77
2/14	vs. Southern Wesleyan	W, 70-64
2/17	vs. Emmanuel	W, 91-63
2/21	at Shorter	W, 66-47
2/23	at Southern Poly	L, 76-71
2/25	at Faulkner	W, 62-57
2/28	vs. Southern Wesleyan#	W, 63-58
3/1	vs. Southern Poly#	W, 72-63
3/2	vs. Faulkner#	L, 63-61
3/14	vs. Southern-New Orleans%	W, 56-55
3/15	vs. Azusa Pacific%	L, 97-50

# Georgia-Alabama-Carolina Conference Tournament

% NAIA National Tournament

## 2002-03 19-10

11/15	at Southern-New Orleans	L, 68-59
11/16	at Dillard	L, 82-61
11/22	at USC-Spartanburg	L, 60-52
11/23	at Limestone	W, 83-71
12/2	vs. Texas College	L, 67-64
12/6	at Dillard	W, 65-64
12/7	at William Carey	W, 90-45
12/14	at Athens State	W, 70-65
1/9	vs. Reinhardt	W, 75-58
1/11	vs. North Georgia	W, 64-59
1/16	at Brewton-Parker	L, 75-51
1/18	at Georgia Southwestern	W, 83-78
1/20	at Faulkner	L, 72-52
1/23	vs. Southern Wesleyan	W, 82-48
1/25	vs. Emmanuel	W, 89-70
1/30	at Shorter	W, 98-94 (OT)
2/1	at Southern Poly	L, 79-74
2/3	vs. Athens State	W, 67-66
2/6	at Reinhardt	W, 77-76
2/8	at North Georgia	W, 81-66
2/13	Brewton-Parker	W, 79-58
2/20	at Emmanuel	W, 83-73
2/22	at Southern Wesleyan	W, 69-66
2/24	vs. Shorter	W, 73-71
2/27	vs. Southern Poly	L, 64-63
3/3	vs. Georgia Southwestern	W, 72-63
3/8	vs. Faulkner	W, 69-61
3/13	vs. Southern Wesleyan#	L, 65-57
3/27	vs. Westmont%	L, 85-53

# Georgia-Alabama-Carolina Conference Tournament

% NAIA National Tournament

## 2003-04 13-18

11/12	vs. Mobile	L, 82-68
11/15	at Cumberland	L, 96-87
11/17	at Athens State	L, 76-64
11/21	at Barber-Scotia	W, 70-57

11/22	at Florida Memorial	W, 68-53
12/5	at Southern-New Orleans	L, 85-67
12/6	at Dillard	L, 95-67
1/3	vs. Dillard	W, 72-65
1/8	vs. Brewton-Parker	L, 67-63
1/10	at Reinhardt	L, 82-66
1/15	vs. Emmanuel	W, 70-64
1/17	at Shorter	L, 81-59
1/22	vs. Faulkner	L, 65-61
1/24	at Southern Poly	L, 86-64
1/27	vs. Athens State	W, 60-56
1/29	at Georgia Southwestern	L, 87-81
1/31	at Southern Wesleyan	L, 54-53
2/5	vs. North Georgia	W, 67-63
2/7	at Brewton-Parker	L, 71-58
2/12	vs. Reinhardt	L, 77-73
2/14	at Emmanuel	W, 63-61
2/17	vs. Cumberland	L, 82-71
2/19	vs. Shorter	W, 88-62
2/21	at Faulkner	W, 60-57
2/26	vs. Southern Poly	L, 85-73
2/28	vs. Georgia Southwestern	W, 66-51
3/4	vs. Southern Wesleyan	W, 51-49
3/6	at North Georgia	L, 89-85
3/10	vs. Emmanuel#	W, 75-63
3/11	vs. Southern Poly#	W, 69-68
3/12	vs. Brewton-Parker#	L, 69-67

# Georgia-Alabama-Carolina Conference Tournament

## 2004-05 14-18

11/13	vs. West Florida	W, 60-52
11/17	vs. Dillard	W, 58-56
11/19	at Martin Methodist	L, 66-57
11/20	at Cumberland	L, 60-53
11/27	at South Alabama	L, 73-63
11/29	vs. Berry	L, 78-65
12/2	at Brewton-Parker	W, 78-53
12/4	vs. Emmanuel	W, 73-63
12/11	vs. Faulkner	L, 84-70
12/21	at Arkansas-Monticello	L, 78-59
1/6	at Lee	L, 73-68 (OT)
1/8	vs. North Georgia	L, 70-66
1/10	at Reinhardt	L, 77-65
1/15	at Southern Poly	L, 90-58
1/17	vs. Cumberland	L, 70-67
1/20	vs. Southern Wesleyan	W, 73-64
1/24	at Berry	L, 76-71
1/27	vs. Brewton-Parker	W, 65-53
2/1	vs. Concordia	W, 68-50
2/3	at Faulkner	L, 57-56
2/5	at Georgia Southwestern	L, 57-51
2/7	vs. Lee	W, 86-71
2/10	at North Georgia	L, 75-70
2/12	at Shorter	W, 72-61
2/15	at Emmanuel	W, 80-40
2/17	vs. Reinhardt	W, 74-59
2/19	vs. Shorter	W, 93-76
2/21	at Concordia	W, 83-72
2/24	vs. Southern Poly	W, 81-67
2/26	vs. Georgia Southwestern	L, 68-43
2/28	at Southern Wesleyan	L, 62-43
3/3	vs. North Georgia#	L, 81-69

# Southern States Athletic Conference Tournament

## 2005-06 16-11

11/12	vs. Texas College	W, 83-77
11/17	vs. Berry	L, 75-69
11/19	vs. Shorter	W, 84-74
11/21	vs. Faulkner	W, 95-92 (2OT)
11/28	at West Florida	L, 74-71
12/1	at Lee	L, 94-79
12/9	vs. Reinhardt	L, 63-62
12/10	at Oakwood	L, 93-84
1/5	at Georgia Southwestern	W, 68-66

1/7	at Brewton-Parker	W, 65-54
1/12	vs. Emmanuel	W, 81-73
1/14	vs. Southern Wesleyan	W, 74-55
1/19	at Berry	W, 84-73
1/21	at Shorter	W, 72-59
1/26	vs. Lee	W, 74-60
1/30	vs. Mobile	W, 77-49
2/2	at Southern Poly	W, 58-56
2/4	at Reinhardt	L, 73-69
2/9	vs. Brewton-Parker	W, 75-53
2/11	vs. Georgia Southwestern	L, 73-67
2/13	at Mobile	L, 93-83
2/16	at Emmanuel	W, 57-47
2/18	at Southern Wesleyan	W, 78-59
2/22	vs. Southern Poly	L, 63-59
2/25	at Faulkner	L, 63-59
3/3	vs. Faulkner#	W, 89-75
3/4	vs. Southern Wesleyan#	L, 68-66

# Southern States Athletic Conference Tournament

## 2006-07 27-5

11/4	vs. Allen	W, 82-63
11/6	vs. Dillard	W, 76-73
11/11	at Mobile	W, 73-51
11/18	at Brewton-Parker	W, 74-69
11/20	vs. Mobile	W, 68-62
11/30	at Faulkner	L, 57-48
12/1	vs. Trevecca Nazarene	W, 80-74
12/2	at Cumberland	W, 62-55
12/9	at Dillard	W, 73-70
1/4	at Southern Wesleyan	W, 83-56
1/6	vs. Berry	L, 77-48
1/8	at Reinhardt	W, 83-77
1/11	at Southern Poly	L, 67-41
1/13	vs. Shorter	W, 77-76 (OT)
1/15	at Concordia	W, 87-70
1/20	vs. Emmanuel	W, 83-73
1/23	vs. Lee	W, 74-55
1/25	vs. Faulkner	L, 63-58
1/27	vs. Brewton-Parker	W, 70-52
2/1	vs. Reinhardt	W, 61-45
2/3	at Lee	W, 70-63
2/8	vs. Southern Wesleyan	W, 84-49
2/10	vs. Concordia	W, 77-54
2/15	vs. Southern Poly	W, 79-65
2/17	at Berry	W, 74-54
2/22	at Emmanuel	W, 82-70 (OT)
2/24	at Shorter	W, 71-58
3/1	vs. Reinhardt#	W, 83-66
3/2	vs. Lee#	W, 70-54
3/3	vs. Emmanuel#	W, 68-66 (OT)
3/14	vs. Jarvis Christian%	W, 61-60
3/16	vs. Crichton College%	L, 73-70

# Southern States Athletic Conference Tournament

% NAIA National Tournament

## 2007-08 19-9

11/3	vs. Southern-New Orleans	W, 105-77
11/6	vs. Mobile	W, 67-60
11/10	vs. Spring Hill	W, 87-74
11/16	at Southern-New Orleans	W, 77-64
11/17	at Dillard	L, 81-74
11/26	at Mobile	W, 90-88 (2OT)
11/29	vs. Berry	W, 69-53
12/1	vs. Shorter	W, 72-56
12/6	at Lee	L, 81-72
12/8	at Reinhardt	W, 86-71
12/17	at Spring Hill	L, 81-65
12/22	at Alabama State	L, 70-52
1/3	at Southern Wesleyan	W, 86-68
1/12	vs. Brewton-Parker	W, 71-46
1/17	at Emmanuel	L, 62-47
1/26	vs. Faulkner	L, 86-65
1/31	at Berry	W, 70-49

# Year-by-Year Results

2/2	at Shorter	W, 61-54	2/13	vs. Lee	L, 66-54	11/27	vs. Young Harris	L, 65-59
2/4	vs. Southern Poly	W, 62-54	2/18	vs. Southern Wesleyan	W, 65-55	11/30	at Coastal Georgia	W, 85-77
2/7	vs. Lee	W, 69-67	2/25	at Brewton-Parker	W, 55-50	12/1	at Brewton-Parker	W, 68-66
2/9	vs. Reinhardt	W, 66-51	2/27	at Southern Poly	L, 83-82 (2OT)	12/8	at Young Harris	L, 102-86
2/14	vs. Southern Wesleyan	W, 83-62	3/4	vs. Shorter#	W, 62-59	12/17	vs. Freed-Hardeman	L, 69-56
2/21	at Southern Poly	W, 72-67	3/5	vs. Southern Poly#	L, 56-53	1/4	vs. Emmanuel	L, 61-39
2/23	at Brewton-Parker	W, 63-61 (OT)	# Southern States Athletic Conference Tournament			1/5	vs. Southern Poly	W, 83-74
2/26	at Faulkner	L, 76-65	<u>2010-11 8-18</u>			1/12	vs. Faulkner	L, 79-53
2/28	vs. Emmanuel	W, 59-51	11/5	vs. Life&	L, 83-72	1/17	at Spring Hill	L, 57-55
3/5	vs. Emmanuel#	L, 81-71	11/6	vs. LSU-Shreveport&	L, 87-73	1/19	vs. Belhaven	W, 67-66
3/20	vs. Oklahoma Baptist%	L, 71-70 (OT)	11/9	at Martin Methodist	L, 79-66	1/24	at Mobile	W, 57-50

# Southern States Athletic Conference Tournament

% NAIA National Tournament

## 2008-09 27-7

11/1	vs. Southern-New Orleans	W, 78-49	11/20	at Brewton-Parker	W, 56-52	2/7	at Faulkner	L, 63-46
11/3	vs. Dillard	W, 88-72	11/23	vs. Cumberland	W, 88-73	2/9	at Belhaven	W, 63-56
11/8	vs. Spring Hill	W, 74-54	12/3	vs. Freed-Hardeman	L, 70-50	2/14	vs. Spring Hill	W, 72-63
11/10	vs. Mobile	W, 69-67	12/4	vs. Truett-McConnell	W, 84-74	2/16	vs. Mobile	W, 50-47
11/14	vs. Campbellsville	W, 83-73 (2OT)	12/7	at Southern Poly	L, 77-62	2/18	vs. Huntingdon	W, 80-78 (OT)
11/15	vs. LSU-Shreveport	W, 73-70	12/21	at Tulane	L, 91-70	2/21	at William Carey	L, 69-60
11/20	at Berry	W, 91-80	1/3	vs. Martin Methodist	L, 83-77	2/23	vs. Loyola	W, 79-78 (OT)
11/22	at Shorter	L, 77-61	1/6	at Emmanuel	L, 66-59	2/28	vs. Emmanuel#	L, 59-43
12/1	at Spring Hill	W, 70-64	1/13	vs. Belhaven	W, 78-71	& Jimmy Faulkner Classic (Montgomery, Ala.)		
12/4	vs. Lee	W, 71-69	1/15	at Spring Hill	W, 60-57	# Southern States Athletic Conference Tournament		
12/6	vs. Reinhardt	W, 82-64	1/20	at Mobile	L, 84-71	<u>2013-14 9-18</u>		
12/9	at Southern Poly	W, 67-62	1/22	vs. William Carey	W, 62-52	11/1	vs. Pensacola Christian&	W, 79-59
12/19	at Alabama State	L, 73-64	1/24	at Cumberland	L, 69-61	11/2	vs. Concordia-Selma&	L, 86-82
1/8	at Southern Poly	W, 2-0 (forfeit)	1/29	vs. Loyola	L, 70-54	11/7	at Point	L, 85-79
1/10	at Brewton-Parker	W, 73-49	2/3	at Faulkner	L, 49-46	11/15	vs. Martin Methodist	L, 77-74
1/13	vs. Southern Wesleyan	W, 77-68	2/5	at Belhaven	L, 77-76	11/16	vs. Loyola	W, 77-57
1/15	vs. Emmanuel	W, 86-75	2/10	vs. Spring Hill	W, 68-51	11/22	at Belhaven	L, 85-52
1/19	at Mobile	L, 72-65 (2OT)	2/12	vs. Mobile	W, 54-52	11/23	at William Carey	L, 99-76
1/24	vs. Faulkner	W, 66-61	2/17	at William Carey	L, 60-48	11/25	vs. Huntingdon	W, 89-73
1/29	vs. Berry	W, 96-71	2/19	at Loyola	L, 96-91 (OT)	11/26	at Dalton State	L, 75-68
1/31	vs. Shorter	W, 77-52	2/26	vs. Faulkner	L, 68-67	12/3	at Freed-Hardeman	L, 82-74
2/5	at Lee	L, 80-63	& Jimmy Faulkner Classic (Montgomery, Ala.)			12/6	at Albany State	L, 70-59
2/7	at Reinhardt	W, 61-58	<u>2011-12 5-23</u>			12/6	at Albany State	L, 70-59
2/12	at Southern Wesleyan	W, 113-69	10/31	at Martin Methodist	L, 83-60	1/7	at Huntingdon	W, 80-74
2/19	vs. Southern Poly	L, 73-66	11/4	vs. Concordia-Selma&	W, 63-56	1/10	vs. Spring Hill	W, 76-58
2/21	vs. Brewton-Parker	W, 79-65	11/5	vs. Webber International&	W, 73-62	1/11	at Mobile	L, 76-53
2/23	at Faulkner	W, 73-57	11/7	vs. Martin Methodist	L, 81-61	1/16	at Faulkner	L, 63-49
2/26	at Emmanuel	W, 77-76 (OT)	11/18	at Lee	L, 61-49	1/18	vs. Coastal Georgia	W, 95-61
3/5	vs. Faulkner#	W, 81-77	11/19	at Shorter	L, 65-49	1/23	at Emmanuel	L, 85-73
3/6	vs. Southern Poly#	W, 81-61	11/25	at West Florida	L, 73-57	1/25	vs. Brewton-Parker	W, 79-69
3/7	vs. Lee#	L, 85-70	11/26	vs. Alabama-Huntsville	L, 61-46	2/6	vs. Southern Poly	L, 82-76
3/18	vs. Cumberland%	W, 72-62	12/2	vs. Southern Poly	L, 77-60	2/8	at Coastal Georgia	L, 95-88
3/20	vs. William Jewell%	W, 83-67	12/3	vs. Brewton-Parker	L, 55-48	2/17	at Southern Wesleyan	L, 82-65
3/21	vs. Robert Morris%	L, 87-76	12/17	at Cumberland	L, 68-57	2/18	at Brewton-Parker	W, 68-67

# Southern States Athletic Conference Tournament

% NAIA National Tournament

## 2009-10 14-13

10/30	at Blue Mountain	W, 99-75	1/16	vs. West Alabama	W, 65-64	& Jimmy Faulkner Classic (Montgomery, Ala.)		
10/31	at Freed-Hardeman	L, 79-77	1/19	vs. Mobile	W, 57-56 (OT)	<u>2014-15 15-14</u>		
11/13	at Life	L, 96-94 (2OT)	1/21	at William Carey	L, 83-59	10/31	vs. Concordia-Selma&	W, 63-61
11/14	at Martin Methodist	W, 73-65 (2OT)	1/25	at West Alabama	L, 72-70	11/1	vs. Point&	W, 71-49
11/16	at Spring Hill	L, 82-70	1/28	at Loyola-New Orleans	L, 81-55	11/11	vs. Selma	W, 100-70
11/19	at Mobile	L, 78-76	1/30	vs. Cumberland	L, 54-52	11/15	at Oakwood	W, 2-0 (forfeit)
11/21	at Emmanuel	W, 78-75	2/2	vs. Faulkner	L, 66-56	11/17	vs. Albany State	L, 73-70
11/23	vs. Spring Hill	W, 71-46	2/4	vs. Belhaven	L, 63-59	11/21	vs. Martin Methodist	L, 75-50
12/5	vs. Berry	W, 95-77	2/9	at Spring Hill	L, 73-58	11/22	vs. William Carey	L, 71-50
12/12	vs. Mobile	W, 76-66	2/11	at Mobile	L, 69-64	11/28	at Blue Mountain	W, 63-53
12/19	at Alabama State	L, 79-66	2/16	vs. William Carey	L, 65-61	11/29	at Bethel	L, 72-69
1/9	at Lee	L, 67-63	2/18	vs. Loyola	L, 76-71	12/5	at Huntingdon	W, 88-65
1/11	vs. Shorter	W, 58-52	2/25	at Faulkner	L, 66-54	12/8	at Selma	L, 81-79
1/16	at Southern Wesleyan	W, 83-71	& Jimmy Faulkner Classic (Montgomery, Ala.)			1/1	at West Alabama	L, 95-67
1/21	vs. Brewton-Parker	W, 63-47	<u>2012-13 13-14</u>			1/3	vs. Loyola	L, 73-68
1/23	vs. Southern Poly	L, 54-52	11/2	vs. Concordia-Selma&	W, 63-47	1/6	vs. Huntingdon	W, 81-40
1/25	vs. Faulkner	W, 69-59	11/3	vs. Cumberland&	L, 81-63	1/9	at Dalton State	L, 77-62
1/30	vs. Emmanuel	L, 73-66	11/8	vs. Point	L, 78-65	1/13	vs. Oakwood	W, 92-74
2/4	at Shorter	W, 79-72 (OT)	11/16	vs. Lee	L, 87-67	1/17	at Belhaven	L, 88-83
2/6	at Berry	L, 80-75 (OT)	11/17	vs. Southern Wesleyan	W, 65-64			
2/9	at Faulkner	L, 66-53						

# Year-by-Year Results

1/22	at Faulkner	W, 68-64
1/24	vs. Brewton-Parker	W, 86-79
1/29	vs. Coastal Georgia	W, 79-72
1/31	at Middle Georgia	W, 64-61
2/5	at Mobile	L, 63-60
2/7	vs. Faulkner	L, 73-52
2/12	vs. Belhaven	L, 77-76
2/19	at Coastal Georgia	W, 85-77 (OT)
2/21	at Brewton-Parker	L, 85-55
2/26	vs. Middle Georgia	W, 83-81 (OT)
2/28	vs. Mobile	W, 65-56 (OT)
3/4	vs. Belhaven#	L, 71-63

& Jimmy Faulkner Classic (Montgomery, Ala.)

# Southern States Athletic Conference Tournament

## 2015-16 17-13

10/30	vs. Oakwood University	W, 101-87
10/31	vs. Selma University	W, 84-53
11/3	vs. Reinhardt University	W, 91-87
11/5	at Troy	L, 97-70
11/10	at Point University	W, 89-84
11/13	at South Alabama	L, 88-68
11/16	at Samford University	L, 94-79
11/19	at Southern University at New Orleans	L, 90-77
11/21	at University at Mobile	L, 79-76
11/23	at Loyola University	W, 88-79
11/28	at Selma University	W, 88-77
11/30	vs. Southern University- New Orleans	W, 77-75
12/3	at Alabama State	L, 80-78
12/5	at Lagrange College	L, 102-85
12/31	at West Alabama	L, 73-61
01/2	at Bethel University	W, 106-94
01/4	at Martin Methodist	L, 77-60
1/7	vs. William Carey University	L, 75-72
1/9	vs. Blue Mountain College	W, 70-58
1/13	at Xavier	L, 64-55
1/16	vs. University of Mobile	W, 71-65
1/18	vs. Loyola University	W, 104-80
1/21	at Brewton-Parker	W, 88-79
1/23	at College of Coastal Georgia	L, 74-69
1/30	at Faulkner University	L, 81-71
2/4	vs. Middle Georgia State	L, 91-90
2/6	vs. Dalton State College	W, 81-70
2/13	vs. Faulkner University	L, 79-76
2/18	at Middle Georgia State	W, 75-59
2/20	at Dalton State College	L, 71-62
2/25	vs. Brewton-Parker	W, 106-70
2/27	vs. College of Coastal Georgia	W, 91-67
3/3	vs. Dalton State	W, 73-66
3/4	vs. Middle Georgia State	L, 76-66

## 2016-17 7-19

11/1	at Alabama State(exhibition)	L, 56-50
11/3	at Troy (exhibition)	L, 84-65
11/15	at Georgia Southwestern State	L, 62-49
11/17	vs. Union University (Tenn.)	L, 71-64
11/22	at Mississippi College	L, 73-71
11/25	vs. Francis Marion University*	L, 77-75 (OT)
11/26	vs. St. Augustine's University*	L, 65-56
11/29	vs. Georgia Southwestern State	W, 88-63
12/3	at West Alabama	L, 70-54
12/8	at Union University (Tenn.)	L, 73-72
12/10	at Montevallo	L, 67-52
12/12	at Albany State University	W, 69-68
12/16	at Saint Leo University	W, 91-71
12/17	at Florida Southern	W, 99-81
12/29	vs. West Alabama	L, 73-68
12/31	at Columbus State	L, 87-71
1/2	vs. Montevallo	L, 86-74
1/9	vs. Middle Georgia State	L, 75-66
1/12	at Kentucky Wesleyan	L, 77-74
1/14	at Trevecca Nazarene (Tenn.)	L, 82-71
1/21	at Selma University	W, 98-77
1/28	at Kentucky State	L, 82-76
2/1	vs. Trevecca Nazarene (Tenn.)	L, 85-78
2/7	at Tuskegee	L, 60-49
2/13	at Middle Georgia State	W, 66-57

2/20	vs. West Florida	L, 87-76
2/25	vs. Selma University	W, 101-79

\*Daytona Mitsubishi/Kia Shootout

## 2017-18 9-19

11/3	at Alabama State (Exhibition)	L, 76-73
11/10	at Claflin University%	L, 91-59
11/11	vs. Benedict College%	L, 86-75
11/18	vs. #24 Kentucky Wesleyan	W, 80-72
11/21	vs. Tuskegee	W, 68-66
11/24	at Embry-Riddle\$	W, 101-92
11/25	vs. West Alabama\$	L, 91-77
11/30	at Lee University	L, 82-63
12/2	at Shorter	W, 66-61
12/13	at Spring Hill College	W, 84-77
12/16	vs. Delta State	L, 71-64
12/18	vs. Mississippi College	L, 95-84
1/2	at #5 Christian Brothers	W, 77-68
1/4	at Union University (Tenn.)	L, 80-77
1/9	at West Georgia	L, 103-100
1/13	vs. Alabama Huntsville	L, 106-77
1/15	vs. North Alabama	W, 96-89
1/19	at Valdosta State	L, 104-81
1/21	at #13 West Florida	W, 73-70
1/25	vs. Montevallo	L, 72-68
1/27	vs. West Alabama	L, 107-85
1/30	at Tuskegee	L, 77-68
2/1	at Mississippi College	W, 85-83
2/3	at Delta State	L, 80-74
2/8	vs. #20 West Florida	L, 63-46
2/10	vs. #9 Valdosta State	L, 94-92
2/14	at North Alabama	L, 89-69
2/17	vs. Christian Brothers	L, 83-61
2/22	vs West Georgia	L, 86-80

% SIAC/GSC Challenge

\$ Embry-Riddle Tournament

## 2018-19 8-20

11/9	% at Florida Tech	W, 71-65
11/10	% vs. Rollins College	L, 86-76
11/16	\$ at Saint Leo	L, 83-72
11/17	\$ vs. Tampa	W, 72-69
11/20	at Tuskegee	W, 80-71
11/25	vs. Spring Hill College	W, 72-58
11/29	vs. Lee University	L, 74-56
12/1	vs. Alabama Huntsville	L, 80-78
12/3	vs. Tuskegee	L, 62-57
12/11	at Spring Hill College	L, 111-105
12/13	at Union University (Tenn.)	L, 95-74
12/15	at Christian Brothers	L, 107-87
1/3	vs. Montevallo	W, 83-80
1/7	vs. West Alabama	L, 69-58
1/10	vs. Union University (Tenn.)	L, 95-79
1/12	at Shorter	W, 87-69
1/19	at Montevallo	L, 63-47
1/26	vs. Valdosta State	L, 113-91
1/28	at West Florida	L, 88-78
1/31	vs. Delta State	L, 80-73
2/4	vs. West Florida	L, 92-85
2/7	at Mississippi College	W, 87-85
2/9	at Delta State	L, 77-67
2/14	vs. West Georgia	L, 98-89
2/16	at Lee University	L, 73-63
2/21	at West Georgia	L, 90-68
2/23	vs. Shorter	W, 79-63
2/28	at #20 Valdosta State	L, 101-84

% SIAC/GSC Challenge

\$ Saint Leo Classic

## 2019-20 15-14

11/8	vs. Rollins College#	L, 76-71
11/9	vs. Florida Tech#	W, 88-84
11/13	at Miles College	L, 73-70
11/15	vs. Puerto Rico-Mayaguez\$	W, 97-74
11/16	at Embry-Riddle\$	L, 115-80
11/20	vs. Miles College	W, 66-64
11/23	vs. Lee University	W, 73-71
11/25	at Alabama-Huntsville	L, 68-54

11/29	vs. Tiffin University%	W, 99-85
11/30	at Kentucky Wesleyan%	W, 81-63
12/3	at Samford (Exh.)	L, 97-64
12/16	vs. Union	L, 87-75
12/21	vs. West Georgia	L, 89-77
1/2	at West Alabama	L, 61-59
1/4	at Montevallo	L, 75-72 (OT)
1/9	at Union	L, 63-62
1/12	vs. Shorter	W, 99-90
1/18	vs. Montevallo	W, 74-71
1/23	at West Florida	W, 73-66
1/25	at Valdosta State	L, 95-83
1/30	vs. West Florida	W, 72-66
2/1	at Delta State	L, 97-88 (2OT)
2/8	vs. Mississippi College	W, 93-59
2/13	at Shorter	W, 99-91
2/15	at Lee	W, 80-73
2/20	vs. Christian Brothers	W, 66-64
2/22	vs. Delta State	W, 84-83
2/27	at West Georgia	L, 95-74
2/29	vs. Valdosta State	L, 98-86
3/3	at Lee^	L, 81-57

# South Region Tip-Off (Montgomery, AL)

\$ Daytona Mitsubishi/Kia Shootout

%Kentucky Wesleyan Thanksgiving Classic

^GSC Postseason Tournament

## \*2020-21 3-14

1/2	vs. Valdosta State	L, 89-76
1/3	vs. Valdosta State	L, 99-72
1/5	at West Florida	W, 81-72
1/9	at West Florida	L, 78-70
1/29	vs. Montevallo	L, 92-76
1/30	vs. Montevallo	W, 89-75
2/2	vs. Lee	L, 62-56
2/9	at Shorter	L, 66-61
2/12	at Valdosta State	L, 91-87
2/13	at Valdosta State	L, 101-84
2/17	at Montevallo	L, 83-74
2/19	vs. West Florida	W, 74-65
2/20	vs. West Florida	L, 71-59
2/23	vs. West Georgia	L, 77-63
2/24	at West Georgia	L, 93-56
2/26	at Lee	L, 83-52
2/27	at Lee	L, 77-76

\* A condensed 17-game, GSC-only schedule was played in 2020-21 due to the COVID-19 Pandemic

## 2021-22 12-16

11/1	at UAB (EXH.)	L, 101-70
11/12	vs. Florida Tech#	W, 83-81
11/13	at Rollins#	L, 101-77
11/19	vs. #14 Flagler%	L, 78-58
11/20	at #11 Embry-Riddle%	L, 82-74
11/23	vs. North Georgia	L, 71-61
11/27	vs. Georgia College	L, 67-63
12/1	vs. Southeastern Baptist	W, 116-74
12/4	at Montevallo*	L, 90-85
12/8	at North Georgia	W, 71-60
12/12	vs. Delta State*	L, 78-67
12/18	at West Florida*	L, 74-69
12/20	at Valdosta State*	L, 84-78
1/2	vs. Lee*	W, 68-61
1/6	at Christian Brothers*	W, 83-81 (3OT)
1/8	at (RV)Union*	W, 78-73
1/12	vs. West Alabama*	L, 72-64
1/19	at West Georgia*	L, 86-76
1/22	vs. Alabama Huntsville*	W, 107-97 (2OT)
1/27	vs. Christian Brothers*	L, 54-47
1/29	vs. Union*	L, 86-83
1/31	vs. Mississippi College*	W, 68-60
2/5	at Lee*	L, 74-60
2/10	vs. Valdosta State*	W, 72-59
2/12	vs. West Florida*	L, 71-67
2/17	at Delta State*	W, 61-57
2/19	at Mississippi College*	L, 67-58
2/22	at Shorter*	W, 79-75
2/26	vs. Montevallo*	W, 85-72

# South Region Tip-Off (Winter Park, Fla.)

% Bahama House Shootout (Daytona Beach, Fla.)

# All-Time Roster

## -A-

AARON, Pat ..... 1990-91  
 ABNEY, Zach..... 2005-07  
 ACOFF, Michael..... 2012-13  
 AHMAD,Farid..... 1992-93  
 ALLEN, Darrel..... 1982-83  
 ANDERSON, Darrell..... 1991-94  
 ANDERSON, Sandy..... 1986-88  
 ANGANTYSSON, Agust..... 2006-09  
 ANSLEY, A.J ..... 2010-12  
 ASHMORE, John ..... 2002-03

## -B-

BAKER, Durrell..... 2008-09  
 BANKS, Khalid..... 2015-16  
 BARKSDALE, Travis..... 2002-03  
 BELL, Alphonso ..... 1984-89  
 BELL, Carlos ..... 2018-20  
 BELL, Chris ..... 2012-13  
 BELL, Matt ..... 1995-00  
 BELL, Tony ..... 1980-84  
 BERZETT, Johnny..... 1975-76  
 BICKHAM, Reshad..... 2012-13  
 BITON, Elad ..... 1975-76  
 BLUNT, Dwayne ..... 1978-79  
 BOATFIELD, Michael..... 1993-95  
 BOHANNON, Etdrick..... 1995-97  
 BOOKER, Landon ..... 2004-05  
 BOOTH, Jim ..... 1983-84  
 BOOZER, Cameron ..... 2021-22  
 BOOZER, Zameron .....2021-pres.  
 BOSWELL, Joe Lee..... 1975-76  
 BROOKS, Marquez ..... 2010-12  
 BROTHERTON, Joe ..... 1975-77  
 BROWN, Quadavious..... 2007-09  
 BOYD, Dan ..... 1978-80  
 BOZEMAN, Jeremiah..... 2019-22  
 BRADFORD, Bob ..... 1977-78  
 BRANDT, John..... 1977-78  
 BRIGGS, Phillip ..... 2004-05  
 BROOKS, Airen..... 2017-18  
 BROOKS, Kendrick ..... 1989-91  
 BROWN, Alex..... 2008-09  
 BROWN, Devorious..... 2018-20  
 BROWN, Reggie ..... 2014-15  
 BRYANT, Michael ..... 2016-20  
 BULLARD, Marcus ..... 1997-98  
 BUTLER, Ricky..... 1988-91

## -C-

CAMERON, Joe ..... 1988-92  
 CARD, EJ ..... 2018-19  
 CARD, Ed ..... 1984-88  
 CARD, Nigel ..... 1978-80  
 CARLTON, Antonio..... 1998-99  
 CARNLEY, Jake ..... 2013-17  
 CARTER, Devonte..... 2016-17  
 CASLIN, Jerome ..... 1995-97  
 CHANDLER, Scott ..... 1984-89  
 CHAPMAN, Larry, Jr..... 1991-92  
 CHESTNUT, Andre ..... 1996-97

CHIDREY, Luke..... 1985-87  
 CLARK, MacKenzie ..... 2005-06  
 COLE, Caz..... 2010-12  
 CONWAY, Byron ..... 2005-06  
 COOLEY, Phil ..... 1984-86  
 CORDER, Leon..... 1988-89  
 CRENSHAW, Kent ..... 1984-88  
 CRITTENDON, Montrelle ..... 2005-07  
 CROFF, Jarett..... 2016-18  
 CROLEY, Gilbert.....2021-pres.  
 CROWE, Mike ..... 1975-77  
 CURRY, Garriet..... 1995-97  
 CURTIS, Rashad ..... 2004-05

## -D-

DeRAMUS, Desmond ..... 2015-18  
 DAVIS, Dan ..... 1995-99  
 DAVIS, Mikel ..... 2018-19  
 DAVIS, Quay ..... 2012-15  
 DAVIS, Stanley ..... 2018-22  
 DAVID, Jerome..... 2007-08  
 DAVIS, Paul..... 1991-95  
 DEBROW, Everett ..... 1981-82  
 DIAGNE, Moustapha ..... 2004-05  
 DICKINSON, Romalis..... 2001-03  
 DONALD, Andrew ..... 2005-06  
 DOSS, Marcus ..... 2002-05  
 DOZIER, Steve ..... 1998-99  
 DRAKE, Cedric..... 2001-03  
 DUKES, Tommy ..... 1988-90

## -E-

EAGER, Romoane..... 2015-17  
 EASTES, Suraz ..... 1998-01  
 EDELSON, Steve ..... 1989-90  
 EIDSMOE, Justin ..... 2012-13  
 ELLIS, Dominique ..... 2012-13  
 EMERSON, Jackson ..... 2015-16  
 EUBANKS, Reagan..... 2015-16, 2017-18

## -F-

FARMER, Adrian ..... 2005-06  
 FENCHER, Barry ..... 1982-83  
 FERGUSON, Chandler..... 2016-18  
 FERGUSON, Glenn ..... 1979-83  
 FIELDS, Eddie ..... 1995-96  
 FINLEY, Jameson ..... 2007-08  
 FITZPATRICK, Thaddeus..... 1976-78  
 FLOURNOY, Larry ..... 1995-97  
 FORBES, Marcus ..... 2004-06  
 FORTO, Elmir ..... 2006-07  
 FRANKLIN, Chris..... 1981-82  
 FREEMAN, Jerald ..... 1995-96

## -G-

GALLAGHER, David ..... 2005-09  
 GALLOP, Carl ..... 1977-81  
 GAMBRELL, James ..... 2001-05  
 GETER, Trey ..... 2011-12  
 GIBBONS, Charlemagne ..... 1997-01  
 GIBSON, Brandon ..... 2000-02

GILLIAM, Casey ..... 1995-96  
 GIPSON, Adrian ..... 2002-03  
 GOETTSCH, Ernie ..... 1990-94  
 GOGGANS, Derek ..... 1977-79  
 GOLSON, Darren ..... 1985-87  
 GRAHAM, James.....2020-pres.  
 GRAHAM, Orlando..... 1986-88  
 GRESHAM, Darryl ..... 1988-89  
 GRISHAM, Tommy ..... 2009-10  
 GRIGGS, Roderick ..... 1997-98

## -H-

HALL, Lorwnzo..... 1978-79  
 HALL, Mark..... 1994-99  
 HAMRICK, Sam ..... 1978-79  
 HANSBROUGH, Tre ..... 2018-19  
 HARDMAN, Akeem ..... 2001-04  
 HARRELL, Tristen ..... 2012-16  
 HARRIS, Bobby ..... 1986-88  
 HARRIS, Jerome..... 2000-01  
 HARRIS, Lamar..... 1979-81  
 HARRIS, Matt..... 2007-09  
 HARRIS, Paul..... 2013-16  
 HARRIS, Torey..... 1997-02  
 HART, Isaiah..... 2021-22  
 HART, Taylor ..... 1980-83  
 HARTLEY, Chad..... 1993-94  
 HAYMON, Jon ..... 2004-05  
 HENDERSON, Phillip..... 1983-86  
 HENRY, James ..... 2002-03  
 HERGOTT, Alex..... 2010-12  
 HICKMAN, Ronnie..... 2005-09  
 HIGGINBOTHAM, Trae ..... 2017-18  
 HODGE, Kareem ..... 2003-04  
 HOLMES, Brandon ..... 2009-12  
 HOOTEN, L.K..... 1983-88  
 HORNBUCKLE, Kameron ..... 2016-18  
 HORNE, Wesley ..... 1999-00  
 HOWARD, Brandon ..... 2012-15  
 HOWARD, Kijana..... 1998-01  
 HOWELL, Henry ..... 1988-92  
 HUDSON, Michael..... 1986-91  
 HULL, Jimmy..... 1994-96  
 HUNTER, Jaxon .....2019-pres.

## -I-

IVIC, Strahinja.....2020-pres.

## -J-

JACKSON, Corey..... 1994-95  
 JACKSON, LaRel ..... 2012-14  
 JACKSON, Marcus ..... 2015-18  
 JACKSON, Maharrith ..... 2019-21  
 JAMES, Henry ..... 1975-77  
 JAMES, Quinton ..... 1998-99  
 JAMES-CORE, Lafayette ..... 2016-18  
 JOHNSON, Jarvis ..... 2016-18  
 JOHNSON, Robert ..... 1984-86  
 JOHNSON, Robert ..... 2005-09  
 JONES, Darryl..... 2018-21  
 JONES, Spencer..... 2012-16  
 JORDAN, Stephen ..... 2008-12

# All-Time Roster

-K-

KEITH, Kenneth..... 2017-19  
 KEITH, Kenneth..... 2017-19  
 KELLAND, Eddie ..... 1978-79  
 KELLAND, Eddie ..... 1978-79  
 KELLEY, Andre ..... 1994-95  
 KELLEY, Ricardo..... 2002-03  
 KELLY, Solomon..... 2014-15  
 KLINGER, Ken..... 1995-97

-L-

LADD, Rod ..... 1992-94  
 LANE, Lushers..... 2000-01  
 LEE, Michael ..... 2009-12  
 LEVESTON, Tommy..... 1991-92  
 LEWIS, Albert..... 1991-95  
 LEWIS, Quentin..... 1998-00  
 LEWIS, Tommy ..... 1977-78  
 LIGGETT, Jerome ..... 1975-79  
 LILLY, John..... 2004-05  
 LOONEY, Ted ..... 1989-91  
 LORD, Clifford ..... 1994-97  
 LOWE, Tyler ..... 2010-11  
 LUNDY, C.S. .... 1980-84  
 LUSK, Mario..... 2005-07

-M-

MANTOOTH, Reggie..... 1988-90  
 MANUEL, Joseph ..... 2003-07  
 MARSHALL, Reggie ..... 1998-99  
 McCLESKEY, Saye ..... 1992-93  
 McCOY, Jeff ..... 1986-88  
 McCoy, Julius ..... 2015-17  
 McDANIEL, Darren..... 2011-12  
 McGHEE, Chuck ..... 1998-99  
 McMORRIS, Matt..... 2017-18  
 MERRIWEATHER, OJ..... 2017-19  
 MILLER, Leon ..... 1986-88  
 MILLER, Trey ..... 2006-08  
 MOORE, Joshua ..... 2018-20  
 MORRIS, Drexel ..... 1979-80  
 MORRIS, Lester..... 1991-95  
 MURPHY, LeShaun ..... 2013-15  
 MURRAY, Anthony ..... 1992-95

-N-

NDIOUR, El Hadji ..... 2010-11  
 NESBA, Karim ..... 2008-09  
 NEWKIRK, Jeremy ..... 2004-05  
 NEWTON, Jeremy ..... 2014-15  
 NICKSON, Lonnie ..... 1979-83  
 NIELSON, Matt..... 2006-08  
 NOTTINGHAM, Gary ..... 1997-98  
 NORRIS, Bernie..... 1977-81  
 NORRIS, Ryan ..... 2009-11

-O-

OGLESBY, Hunter..... 2007-09

-P-

PAGE, Reggie ..... 1993-94  
 PASCLEY, Jonathan ..... 2009-10  
 PASTER, Prelvis ..... 1991-94  
 PERONA, Charles ..... 2009-11  
 PERSON, Brett..... 2012-14  
 PHILLIPS, Jesse..... 1981-86  
 PIERCE, Jessie ..... 1988-92  
 PIPER, Phillip ..... 1990-91  
 PITTS, Antoine ..... 2017-18  
 POUND, Bryant..... 1996-99  
 POWELL, Doyle ..... 1975-76  
 POWELL, Ellis ..... 2001-03  
 POWELL, Ryan ..... 2004-05  
 PREWITT, Jaylin..... 2012-13  
 PRIDEMORE, Cameron..... 2011-12

-Q-

QUINLAN, Daniel ..... 2009-10

-R-

RANDALL, Joshua..... 2007-08  
 RANKIN, Phillip..... 2015-16  
 RAWLS, Carl..... 1982-85  
 REDDICK, Aaron..... 2018-20  
 REMBERT, Ron ..... 1993-94  
 RICHARDSON, Jamal ..... 2005-08  
 RIDLEY, Gabe ..... 2000-02  
 RILEY, Clarence ..... 1998-99  
 ROBERTSON, Mike ..... 2007-08  
 ROBINSON, James ..... 1993-94  
 ROBINSON, Roderick ..... 2014-16  
 ROGERS, Draper..... 1999-00  
 ROWE, Joe ..... 1980-81  
 RUSH, Kenneth ..... 1991-96  
 RUSSELL, Derrick..... 2004-05

-S-

SANDERS, Ryan..... 2020-21  
 SCHWARTZ, Scott..... 1978-81  
 SCOTT, Leonard..... 2005-06  
 SELLERS, Toby ..... 1975-77  
 SELPH, Donald ..... 1987-90  
 SHINES, Chauncey..... 1989-91  
 SHIVER, Rod..... 2001-03  
 SIMPKINS, Charles ..... 1979-82  
 SIMS, Fran ..... 1997-01  
 SKULASON, Gudjon..... 1990-91  
 SMALL, Kip, Jr. .... 2007-10  
 SMART, David ..... 1978-79  
 SMART, Jamichael..... 2019  
 SMITH, LaNorris..... 2008-10  
 SMITH, RODERICK.....2020-pres.  
 SMITH, Torre..... 1997-01  
 SMITH, Van..... 1978-79  
 SMOOT, Allen ..... 1983-84  
 SOTO, Jeremy ..... 2004-05  
 STACKHOUSE, Sean ..... 2000-01

STALEY, Bernard ..... 1985-90  
 STALLWORTH, Curtis ..... 1995-97  
 STAMP, Jason ..... 1995-96  
 STANGLINE, Jerry ..... 2010-11  
 STOUTEMIRE, Chris..... 1996-97  
 STRANGE, Burt..... 1988-89  
 STUART, Aaron..... 1992-93  
 STUKES, Rickie ..... 1975-76  
 SYER, Patrick..... 1987-90

-T-

TAYLOR, Chris..... 2006-07  
 TAYLOR, Darrion ..... 2016-20  
 TAYLOR, Ernest ..... 1984-85  
 TAYLOR, Jalen ..... 2018-21  
 TAYLOR, Jon ..... 2013-14  
 THOMAS, Ben ..... 2009-10  
 THOMAS, Emmitt..... 1976-77  
 THOMAS, Michael ..... 1979-83  
 THOMAS, Monroe ..... 1981-85  
 THOMAS, Nathan ..... 2006-10  
 THOMAS, Ramahd ..... 2011-12  
 THOMPSON, Bobby ..... 2014-16  
 THOMPSON, Jamor..... 1990-91  
 TOWNSEND, Marcus ..... 1989-91  
 TROTTER, Justin ..... 2011-13  
 TUCKER, Bobby..... 1994-96  
 TUCKER, Deven.....2018-pres.  
 TYE, Keith ..... 1978-79

-W-

WADE, Da'Keidres..... 2011-13  
 WALLACE, Bill ..... 1976-79  
 WALTER, Antwun ..... 2000-02  
 WARD, Jim ..... 1976-78  
 WASHINGTON, Keith..... 2013-14  
 WATKINS, Sandy ..... 1980-84  
 WELCH, Carlos ..... 1994-96  
 WELCH, Scott ..... 1996-97  
 WELLS, D'Wayne..... 2002-05  
 WERNER, Marty..... 1983-85  
 WHALEY, David ..... 2000-01  
 WHITE, Jeffery ..... 2015-16  
 WILLIAMS, Cornell ..... 1988-90  
 WILLIAMS, DeAndre ..... 2014-15  
 WILLIAMS, DeMario ..... 2001-04  
 WILLIAMS, Eric ..... 2001-05  
 WILLIAMS, Jelal .....2021-pres.  
 WILLIAMS, Johnny ..... 2008-11  
 WILLIAMS, Miguel ..... 2020-21  
 WILLIAMS, Sam ..... 1999-01  
 WILLIS, Michael ..... 2011-13  
 WINGFIELD, Banastreus ..... 1991-92  
 WOODARD, Ray ..... 1975-76  
 WOOLFOLK, Larry ..... 1975-77

-Y-

YOKUM, Martin ..... 1994-95  
 YOUNGBLOOD, Sam.....2020-pres.