



# AUBURN UNIVERSITY AT MONTGOMERY BASKETBALL

2022-2023 AUM MEN'S BASKETBALL GAME NOTES | 35 POSTSEASON APPEARANCES | 12 NATIONAL TOURNAMENT APPEARANCES | 17 ALL-AMERICANS

### AUBURN MONTGOMERY

**4-4**  
OVERALL

**3-2**  
GSC

**NR/NR**  
NABC TOP 25 / D2SIDA TOP 25

**MICHAEL CHEANEY**  
HEAD COACH

AT

**BUBBA SMITH**  
HEAD COACH

**162-189**  
OVERALL

**13th**  
SEASON

### LEE UNIVERSITY

**3-2**  
OVERALL

**3-2**  
GSC

**NR/NR**  
NABC TOP 25 / D2SIDA TOP 25

**BUBBA SMITH**  
HEAD COACH

AT

**MICHAEL CHEANEY**  
HEAD COACH

**293-222**  
OVERALL

**20th**  
SEASON

## STARTING LINEUP: WARHAWKS, FLAMES SET FOR FRIDAY NIGHT MATCHUP

### ➔ GAME INFORMATION:

**GM NO. 9:** Auburn University at Montgomery at Lee | **Venue:** Paul Dana Walker Arena | **City:** Cleveland, Tenn. | **Tipoff:** Dec. 9, 7 PM |  
**TV:** Lee Flames Sports Network | **Live Stats:** LeeUFlames.com | **Social Media:** @AUMWarhawksMBB

### ➔ WARHAWKS DOWN MISSISSIPPI COLLEGE FOR THIRD STRAIGHT WIN:

Travis Anderson scored 32 points and hit a 30-foot three-point shot with 3.5 seconds remaining in regulation as the Auburn University at Montgomery men's basketball team earned a 79-74 win over Mississippi College. Anderson went 8-for-17 from the floor and 4-for-9 from three-point territory. He also went 12-for-13 at the foul line, pulled down six rebounds, and totaled two assists while playing all 40 minutes of the game. The Warhawks have won a season-high three games after wins over Shorter, Delta State, and Mississippi College.

### ➔ ANDERSON NAMED GULF SOUTH CONFERENCE PLAYER OF THE WEEK:

Point guard Travis Anderson was named GSC Player of the Week for the first time this year after he scored 32 points and hit the game-winning three-pointer with 3.5 seconds left to beat Mississippi College and cap a 3-0 week for AUM. Anderson also scored 26 points and had three steals in a win over Shorter, and 14 points and four three-pointers in a win over Delta State. For the week, Anderson averaged 24.0 points, 3.7 rebounds, 1.7 steals, and shot 50% (12-24) from three-point territory. He went 18-20 from the free throw line and also played all 40 minutes against Delta State and MC over the weekend after scoring his 26 points in 34 minutes at Shorter.


### ➔ CLEANING UP THE BOARDS:

The Warhawks are averaging 35.5 rebounds per game, which ranks fourth in the GSC, and James Graham leads the way with 6.9 rebounds per game. Graham ranked second in the GSC last season at 7.1 rebounds per game, and ranks eighth this season. He tallied 11 rebounds against Rollins and a season-high 14 against Florida Tech. Jalen Gaston is second on the team averaging 5.1 rebounds and Roderick Smith ranks third on the team averaging 4.8 rebounds. Point guard Travis Anderson ranks fourth on the team with 4.4 boards per game.


### ➔ SCOUTING THE LEE FLAMES:

Jayce Willingham scores 18.4 points per game to lead the way for Lee, who is 3-2 in GSC play. The Flames are third in the GSC in scoring defense (65 points per game) and also rank first in opposing field goal percentage (40.5 percent). Lee has also been the most successful team in the GSC in knocking down three-point shots, as the Flames have hit 38.9 percent of their three-point attempts.

## PROBABLE STARTING LINEUP:



**0**  
**DEVEN TUCKER**  
Sr. • F • 6-5 • 190



**2**  
**SAM YOUNGBLOOD**  
So. • G • 6-4 • 195



**3**  
**TRAVIS ANDERSON**  
Jr. • G • 6-0 • 175



**4**  
**JALEN GASTON**  
Sr. • G • 6-2 • 175



**22**  
**JOSEPH LANZI**  
Jr. • G • 6-5 • 195

## ▶ 2022-2023 SCHEDULE & RESULTS

<b>OVERALL RECORD:</b>	<b>4-4</b>
GSC:	3-2
NON-CONFERENCE:	1-2
HOME   AWAY   NEUTRAL:	3-1   1-1   0-2

### NOVEMBER (2-4)

3	Jacksonville State (Exhibition)	L, 101-93
11	vs. RV Rollins College*	L, 85-83
12	vs. Florida Tech*	L, 80-72
19	#24 University of Alabama Huntsville*	L, 84-74
22	Spring Hill College	W, 87-84
26	RV University of West Alabama*	L, 81-51
28	at Shorter University*	W, 74-58

### DECEMBER (2-0)

2	Delta State University*	W, 74-66
4	Mississippi College*	W, 79-74
9	at Lee University*	7 PM
11	University of West Georgia*	4 PM
16	at Christian Brothers University*	7 PM
18	at Union University*	4 PM
29	at Georgia College	3 PM
31	Valdosta State University*	4 PM

### JANUARY (0-0)

2	University of West Florida*	3 PM
7	at University of Montevallo*	4 PM
14	University of Alabama Huntsville*	4 PM
18	at University of West Alabama*	7 PM
21	Shorter University*	4 PM
26	at Mississippi College*	7:30 PM
28	at Delta State University*	4 PM

### FEBRUARY (0-0)

1	at University of West Georgia*	6:30 PM
4	Lee University*	4 PM
9	Union University*	8 PM
11	Christian Brothers University*	4 PM
16	at University of West Florida*	7:30 PM
18	at Valdosta State University*	3 PM
25	University of Montevallo*	4 PM
28	GSC Tournament Super Tuesday	TBA

### MARCH-APRIL | POSTSEASON

4 & 5	GSC Final Four!	TBA
11-14	NCAA South Regional*	TBA
21-25	NCAA Elite Eight*	TBA
3-25	NCAA National Championship	TBA

\* - GSC Games | \* - South Region Tip-Off Challenge in Columbia, S.C.

1 - GSC Semifinals & Finals Played at Pete Hanna Center in Birmingham, Ala.

\*NCAA South Regional Games Played at Host Campus Site TBA | \*NCAA Elite Eight Games Played at TBA

ALL TIMES CENTRAL



## NEWS & NOTES:

### ➔ RETURNING WARHAWKS:

The Warhawks return 10 players from last season's squad that went 12-16 and 9-11 in the GSC. AUM finished in a tie for eighth place in the GSC standings last year but lost out on a playoff birth in a tiebreaker scenario. AUM's top returning scorer is James Graham, who ranked 22nd in the GSC last season averaging 12.5 points per game. He also ranked second in the league in rebounding at 7.7 rebounds per contest. AUM also returns the team's top three shot blockers from last season's squad that finished first in all of NCAA Division II in blocks (174) and blocks per game (6.2). Graham (2.1) ranked first in the GSC in blocks, Roderick Smith (1.6) finished second, and Jelal Williams (1.2) finished fifth in the league in the category. Deven Tucker, Sam Youngblood, Tysen Banks, Jaxon Hunter, Strahinja Ivic, Zameron Boozer, and Gilbert Croley also all return for the Warhawks.

### ➔ ANDERSON NAMED A TOP NEWCOMER TO WATCH IN GSC:

Auburn University at Montgomery guard Travis Anderson was named to the Gulf South Conference Newcomer Watch List in the preseason. Anderson, a junior from Atlanta, Ga., is a transfer from Charleston Southern University. He was a Big South All-Freshman team member in 2019-2020 after averaging 8.9 points per game and led all Big South bench players in scoring average. He played 45 games for the Buccaneers and played 16.7 minutes per night.

### ➔ GULF SOUTH CONFERENCE PRESEASON POLL:

AUM was picked to finish 10th in this season's preseason coaches' poll. Defending Gulf South Conference tournament champion the University of Alabama in Huntsville was picked to win the league. They were followed by tournament runner-up, Lee. Valdosta State was picked to finish third in the league, West Alabama (104) was picked fourth, and Union (103) was picked fifth.

### ➔ CHASING 800:

The Warhawks own a 796-612 record all-time as a program. AUM, who began competing as an NAIA institution in the 1975-76 season, started the school's transition to NCAA Division II in 2016-17 when they competed as an NCAA independent. The Warhawks began playing a Gulf South Conference schedule in 2017-2018. AUM needs four more wins to reach 800 program wins.

### ➔ NEWCOMER SCORING INFUSION:

The Warhawks have relied heavily on an infusion of scoring by new players on the roster this season. Newcomers this season account for 55.3 percent of AUM's scoring, or 329 of 594 points. The team's leading scorer, at 15.9 points per game, is guard Travis Anderson. Jalen Gaston is second on the squad at 15.6 points per game. Transfer wing Joe Lanzi is also fourth on the team in scoring at 9.6 points per contest for the Warhawks.

### ➔ MONTGOMERY BLOCK PARTY:

AUM blocked 13 shot attempts against the University of West Alabama earlier this season, setting a new school record along the way. The previous record had been 11 blocks in a game, which the Warhawks did twice (in 2021 against Southeastern Baptist, and in 1997 against LaGrange). For the season, the Warhawks have blocked 28 shots as a team in five games, averaging 5.6 blocks per game. That number ranks first in the Gulf South Conference. James Graham leads the team and the league this season with 16 blocks (3.2 per game). AUM's top three shot blockers from last season are still on the roster, as Graham averaged 2.1 blocks to rank first in the league. The Warhawks totaled 174 blocks, or 6.2 per game. Roderick Smith (1.6) finished second in the GSC last season, and Jelal Williams (1.2) finished fifth.

### ➔ ANDERSON LEADING IN THE SCORING COLUMN:

Newcomer Travis Anderson leads the way for the AUM offense at 15.9 points per game. Anderson has posted double-figures five times this year, including 32 points against Mississippi College. Anderson also tallied 26 points in a GSC win over Spring Hill, dropped 18 against Alabama Huntsville, put up 16 against Florida Tech, and 14 points against Delta State. Anderson is averaging 15.9 points, 4.4 rebounds, 1.8 assists, and 1.4 steals in 36.5 minutes per game through the team's first eight games.

### ➔ GSC LEADERS: Newcomer guard Joseph Lanzi is second in the GSC in three-point percentage at 47.8 percent (11-for-23). James Graham leads the GSC in blocks with 19, averaging 2.4 blocks per game, and is eighth in the league in rebounding at 6.9 rebounds per game. Gaston is tied for fifth in steals per game at 1.5 and ranks third in minutes played (35.3 per night). Travis Anderson ranks second in the GSC in minutes played (36.5). The Warhawks rank third in the GSC in blocks per game (4.1), but also rank second-worst in the league in turnovers with 15.3 per game.

### ➔ THE MICHAEL CHEANEY FILE:

The Warhawks' head men's basketball coach, Michael Cheaney, enters his 9th season at the helm of Auburn Montgomery and 13th overall as a collegiate head coach. Cheaney, a coaching veteran with more than 20 years of experience at the NCAA Division I, II, III and NAIA levels, took over the helm of AUM after spending four seasons as head coach at Voorhees College in Denmark, S.C.

Last season, AUM posted a record of 12-16 in 2021-22, highlighted by senior guard Isaiah Hart being named to the All-GSC second team. Hart finished third in the conference in points per game (18.2) and led the GSC with 114 assists. Senior guard Jeremiah Bozeman was named to the GSC All-Academic Team and the CoSIDA Academic All-District Team for his efforts both on the court and in the classroom. The Warhawks led all of NCAA Division II with 174 total blocked shots and 6.2 blocks per game. Junior forward James Graham led the GSC with 58 blocks while Roderick Smith ranked second with 42 and Jelal Williams ranked fifth with 30. Hart took home GSC player of the week honors twice over the course of the season while Bozeman and Graham were also named conference player of the week in 2021-22.

Prior to joining the coaching ranks, Cheaney was a standout student-athlete at Kentucky Wesleyan University. During his playing career, Cheaney earned the Senior Award as the Panthers' outstanding athlete and set the school record for field goal percentage, which he still owns today. He was also named the team's Most Improved Player. He still owns that Cheaney earned his bachelor's degree in criminal justice from Kentucky Wesleyan in 1996. He went on to earn a master's in sports management from Indiana State University.



## ▶ HOW THEY COMPARE



### TALE OF THE TEAMS CATEGORY



	TALE OF THE TEAMS CATEGORY	
74.3	POINTS PER GAME	70.0
44.9	FIELD GOAL PERCENTAGE	48.2
37.8	3-PT FIELD GOAL PERCENTAGE	38.9
75.6	FREE THROW PERCENTAGE	61.3
35.5	REBOUNDS PER GAME	31.2
9.1	ASSISTS PER GAME	15.4
15.3	TURNOVERS PER GAME	11.6
-1.0	TURNOVER MARGIN	1.2
0.6	ASSIST-TURNOVER RATIO	1.3
14.1	POINTS OFF TURNOVERS	14.0
7.1	STEALS PER GAME	5.0
4.1	BLOCKS PER GAME	2.4

## ▶ ALL-TIME SERIES HISTORY

DATE	SCORE	H/A/N
1.6.2005	L, 73-68 (OT)	A
2.7.2005	W, 86-71	H
12.1.2005	L, 94-79	A
1.26.2006	W, 74-60	H
1.23.2007	W, 74-55	H
2.3.2007	W, 70-63	A
3.2.2007	W, 70-54	H
12.6.2007	L, 81-72	A
2.7.2008	W, 69-67	H
12.4.2008	W, 71-69	H
2.5.2009	L, 80-63	A
3.7.2009	L, 85-70	H
1.9.2010	L, 67-63	A
2.13.2010	L, 66-54	H
11.18.2011	L, 61-49	A
11.16.2012	L, 87-67	H
11.30.2017	L, 82-63	A
11.29.2018	L, 74-56	H
2.16.2019	L, 73-63	A
11.23.2019	W, 73-71	H
2.15.2020	W, 80-73	A
3.3.2020	L, 81-57	A
2.2.2021	L, 62-56	H
2.26.2021	L, 83-52	A
2.27.2021	L, 77-76	A
1.2.2022	W, 68-61	H
2.5.2022	L, 74-60	A

Overall Series Record: AUM trails 17-10

Series Streak: Lee W1

AUM Home Record:

AUM Road Record: 2-12


AUM Neutral Site Record: -8-5

AUM OT Record: 0-1



# AUBURN UNIVERSITY AT MONTGOMERY MEN'S BASKETBALL GAME NOTES


35 POSTSEASON APPEARANCES | 12 NATIONAL TOURNAMENT APPEARANCES | 17 ALL-AMERICANS




**0**  
**DEVEN TUCKER**  
Sr. • F • 6-5 • 190



**1**  
**RODERICK SMITH**  
Sr. • F • 6-8 • 240



**2**  
**SAM YOUNGBLOOD**  
So. • G • 6-4 • 195



**3**  
**TRAVIS ANDERSON**  
Jr. • G • 6-0 • 175



**4**  
**JALEN GASTON**  
Sr. • G • 6-2 • 175



**5**  
**TYSEN BANKS**  
Jr. • G • 6-0 • 185



**10**  
**JAXSON HUNTER**  
Sr. • G • 6-2 • 220



**11**  
**JAMES GRAHAM**  
Sr. • F • 6-7 • 225



**12**  
**STRAHINJA IVIC**  
Sr. • F • 6-7 • 215



**14**  
**JAUQUAN TYUS**  
Jr. • F • 6-6 • 225



**15**  
**ZAMERON BOOZER**  
Jr. • F • 6-8 • 240




**20**  
**JELAL WILLIAMS**  
R-Jr. • F • 6-9 • 185



**21**  
**GILBERT CROLEY**  
So. • G • 6-3 • 170



**22**  
**JOSEPH LANZI**  
Jr. • G • 6-5 • 195




**25**  
**ERIC STEWARD JR.**  
Fr. • G • 6-2 • 185



**HC**  
**MICHAEL CHEANEY**  
Head Coach



**AC**  
**BAILEY MCEWEN**  
Assistant Coach



**AT**  
**BRIELLE RINGLE**  
Athletic Training

## QUICK FACTS • INFORMATION

Location	Montgomery, Ala., 36124
Founded	1967
Enrollment	5,211
Nickname	Warhawks
Colors	Orange and Black
National Affiliation	NCAA Division II
Conference	Gulf South Conference
President	Dr. Carl Stockton
Athletic Director	Erik Maas
Senior Women's Administrator	Amber Rae Childers
FAR:	John Aho
Stadium (Capacity)	AUM Athletics Complex (2,650)

## COACHING STAFF

Head Coach	Michael Cheaney
Alma Mater/Yr	Kentucky Wesleyan/1996
Record at AUM/Yrs	90-134/9th
Overall Record/Yrs	162-189/13th
Assistant Coach	Bailey McEwen/4th
Alma Mater/Yr	Southern Indiana/2017

## TEAM INFORMATION

2021-22 Record	12-16
Gulf South Conference Record	9-11
Regular Season	Tied for 8th
GSC Tournament	N/A
Final 2021-22 National Ranking	NR
Starters Returning/Lost (2021-22)	3/2
Letterwinners Returning/Lost (2021-22)	10/3

## BASKETBALL HISTORY

First Year of Basketball	1975
All-time Record:	796-612
All-time GSC Record:	34-68
NCAA Appearances/Record	N/A
Last Appearance	N/A
Place:	N/A
Result:	N/A
Location:	N/A

## EXTERNAL RELATIONS | ATHLETIC COMMUNICATIONS

The Auburn University at Montgomery **Sports Information Office** provides public relations to members of the media. Game day services include statistics, photography (when available), video clips (when available), and post-game access to coaches and student-athletes. The Sports Information office is located on the first floor of the AUM Athletics Complex in office suite 104.

**Primary Contact** ..... **Cody Clark**

E-Mail: cclark26@aum.edu | Cell: (843) 610-6007

**Secondary Contact** ..... **Mark Gilliam**

E-Mail: mgilliam@aum.edu | Cell: (205) 399-3114

## 2022-2023 AUBURN UNIVERSITY AT MONTGOMERY NUMERICAL ROSTER

#	NAME	POS	HT	WT	CLASS	HOMETOWN / PREVIOUS SCHOOL
0	Deven Tucker	F	6-5	190	Sr.	Birmingham, Ala. / Helena HS
1	Roderick Smith	F	6-8	240	Sr.	Cyrstal Springs, Miss. / Western Illinois
2	Sam Youngblood	G	6-4	195	So.	McCalla, Ala. / McAdory HS
3	Travis Anderson	G	6-0	175	Jr.	Atlanta, Ga. / Charleston Southern
4	Jalen Gaston	G	6-2	175	Sr.	Montgomery, Ala. / Enterprise State CC
5	Tysen Banks	G	6-0	185	Jr.	Memphis, Tenn. / Kilgore College
10	Jaxson Hunter	G	6-2	220	Sr.	Trussville, Ala. / Hewitt-Trussville HS
11	James Graham	F	6-7	225	Sr.	Maywood, Ill. / Cuyahoga CC
12	Strahinja Ivic	F	6-7	215	Sr.	Belgrade, Serbia / Garrett College
14	JaQuan Tyus	F/C	6-6	225	Jr.	Memphis, Tenn. / Shawnee CC
15	Zameron Boozer	F/C	6-8	240	So.	Lanett, Ala. / Jacksonville Univ.
20	Jelal Williams	F	6-9	185	R-Jr.	Dallas, Ga. / UNC Pembroke
21	Gilbert Croley	G	6-3	170	So.	Atlanta, Ga. / East Coweta HS
22	Jospeh Lanzi	G	6-5	195	Jr.	Chelseas, Ala. / Univ. of Charleston
25	Eric Steward Jr.	G	6-2	185	Fr.	Memphis, Tenn. / Douglass HS

**Head Coach:** Michael Cheaney (13th season - 9th at AUM)

**Assistant Coach:** Bailey McEwen (4th)

**Athletic Training:** Brielle Ringle (4th)

**Sports Information:** Cody Clark (3rd - 1st at AUM)





## GULF SOUTH CONFERENCE STANDINGS

SCHOOL	CONF	CPCT.	OVERALL	PCT.	HOME	AWAY	NEUTRAL	STREAK
WEST GEORGIA	5-0	1.000	5-1	.833	3-0	2-1	0-0	W5
ALABAMA HUNTSVILLE	4-1	.800	8-2	.800	6-0	1-1	1-1	W3
UNION	3-1	.750	4-4	.500	2-3	1-1	1-0	W1
WEST ALABAMA	3-2	.600	6-2	.750	4-2	2-0	0-0	L1
LEE	3-2	.600	3-2	.600	1-0	2-2	0-0	W1
VALDOSTA STATE	3-2	.600	6-4	.600	3-1	1-1	2-2	L2
<b>AUBURN MONTGOMERY</b>	<b>3-2</b>	<b>.600</b>	<b>4-4</b>	<b>.500</b>	<b>3-1</b>	<b>1-1</b>	<b>0-2</b>	<b>W3</b>
MISSISSIPPI COLLEGE	3-3	.500	6-3	.667	3-0	1-3	2-0	L2
MONTEVALLO	2-4	.333	3-6	.333	2-2	0-3	1-1	L1
CHRISTIAN BROTHERS	1-3	.250	1-5	.167	1-3	0-2	0-0	L4
WEST FLORIDA	1-4	.200	4-4	.500	3-2	1-2	0-0	L1
SHORTER	1-4	.200	3-6	.333	2-1	1-3	0-2	L3
DELTA STATE	1-5	.167	1-7	.125	0-3	1-4	0-0	W1

## GULF SOUTH CONFERENCE WEEKLY HONORS

## PLAYER OF THE WEEK

Nov. 8	Chaney Johnson, Alabama Huntsville
Nov. 15	Chaney Johnson, Alabama Huntsville
Nov. 22	Chaney Johnson, Alabama Huntsville
Nov. 29	Braxton Bertollette, UM
<b>Dec. 6</b>	<b>Travis Anderson, AUM</b>
Dec. 13	
Dec. 20	
Jan. 3	
Jan. 10	
Jan. 17	
Jan. 24	
Jan. 31	
Feb. 4	
Feb. 14	
Feb. 21	
Feb. 27	

## FRESHMAN OF THE WEEK

Nov. 8	N/A
Nov. 15	MJ Jones, Montevallo
Nov. 22	MJ Jones, Montevallo
Nov. 29	MJ Jones, Montevallo
Dec. 6	MJ Jones, Montevallo
Dec. 13	
Dec. 20	
Jan. 3	
Jan. 10	
Jan. 17	
Jan. 24	
Jan. 31	
Feb. 4	
Feb. 14	
Feb. 21	
Feb. 27	



## NATIONAL ASSOCIATION OF BASKETBALL COACHES TOP 25 POLL | NOV. 29, 2022

RNK	SCHOOL	RECORD	POINTS	PREV
1	NW MISSOURI STATE (14)	6-0	398	1
2	AUGUSTA	4-0	376	2
3	INDIANA (PA) (1)	5-0	368	3
4	NOVA SOUTHEASTERN	5-0	347	4
5	WEST LIBERTY	5-0	320	5
6	BLACK HILLS STATE	5-0	319	6
7	CENTRAL OKLAHOMA	5-0	302	8
8	UNC PEMBROKE	7-0	283	9
9	HILLSDALE	7-0	274	10
10	COLORADO SCHOOL OF MINES	6-0	242	13
11	LINCOLN MEMORIAL	7-1	216	11
12	FAIRMONT STATE	4-0	215	12
13	EMBRY-RIDDLE	6-0	192	17
14	FLORIDA SOUTHERN	6-0	190	18
15	CAL STATE SAN BERNARDINO	5-1	178	7
16	MINNESOTA STATE	7-0	177	21
17	SOUTHWEST BAPTIST	5-0	144	22
18	MISSOURI-ST. LOUIS	5-0	119	24
19	FORT LEWIS	6-0	112	25
20	VIRGINIA UNION	6-1	64	23
21	WEST ALABAMA	5-0	57	NR
22	BENTLEY	5-1	42	NR
23	EMPORIA STATE	5-0	40	NR
24	MILES	6-0	28	NR
25	WEST TEXAS A&M	2-2	21	NR

**OTHERS RECEIVING VOTES:** DOMINICAN 19, MINNESOTA DULUTH 16, SAINT MARTIN'S 16, TEXAS-TYLER 12, WAYNE STATE 9, SOUTHERN NAZARENE 8, WESTERN WASHINGTON 8, ST. THOMAS AQUINAS 7, WEST VIRGINIA STATE 7, TUSCULUM 6, ALABAMA HUNTSVILLE 5, COLORADO MESA 4, FORT HAYS STATE 4, INDIANAPOLIS 4, ACADEMY OF ART 3, LANDER 3, WEST CHESTER 3, MERCYHURST 1, PACE 1, WINONA STATE 1, YOUNG HARRIS 1.

**DROPPED OUT:** MINNESOTA DULUTH (14), ALABAMA HUNTSVILLE (15), SOUTHERN NAZARENE (16), SAINT MARTIN'S (19), INDIANAPOLIS (20).



## WARHAWKS BY THE NUMBERS

796

wins that the AUM Warhawks men's basketball program has amassed since its debut season in 1975-1976. AUM has posted an all-time record of 796-612, which translates to a .565 winning percentage. AUM needs just four more wins to register program win No. 800 this season.

35.5

rebounds per game that AUM averages this year. The Warhawks rank fourth in the GSC in per-game rebounding.

They are also second in the league in offensive rebounds, averaging 12.1 offensive boards per game.

13

blocks AUM tallied on Nov. 26 against the University of West Alabama to set a new school record. The 13 blocks is also tied for 6th all-time in GSC history in a single game. The Warhawks got six blocks from James Graham to lead the way, while Jelal Williams registered three blocks. Deven Tucker, Sam Youngblood, Jalen Gaston, and Zameron Boozer each posted one block in the contest.

4

more victories needed by the Auburn University at Montgomery Warhawks men's basketball program to reach 800 all-time. AUM began play in the 1975-1976 season.

4.1

blocks per game that AUM averages this season. The Warhawks rank third in the Gulf South Conference in blocks this year (33). The Warhawks are fresh off a campaign last season in which they led all of NCAA Division II in blocks with 6.2 blocks per game in 28 games played.





## GAME-BY-GAME TEAM COMPARISONS

Opponent	W/L	FGM-FGA	PCT.	3PM-3PA	PCT.	FTM-FTA	PCT.	OReb	DReb	TotReb	PF	AST	TO	BLK	STL	1stH	2ndH	OT	PTS
AUBURN MONTGOMERY	L	32-62	51.6%	11-22	50%	8-10	80%	11	22	33	18	15	20	4	9	40	43	-	83
Rollins College		32-61	52.5%	12-15	80%	9-13	69.2%	9	20	29	10	18	17	1	7	45	40	-	85
AUBURN MONTGOMERY	L	25-59	42.4%	5-18	27.8%	17-23	73.9%	17	27	44	16	6	18	6	1	31	41	-	72
Florida Tech		28-66	42.4%	10-25	40%	14-19	73.7%	12	21	33	16	14	8	3	12	42	38	-	80
AUBURN MONTGOMERY	L	26-66	39.4%	10-26	38.5%	12-18	66.7%	12	33	45	22	12	14	1	5	39	35	-	74
at #24 Alabama Huntsville		26-61	42.6%	9-38	23.7%	23-27	85.2%	5	33	38	17	13	7	2	7	38	46	-	84
Spring Hill College		28-59	47.5%	10-24	41.7%	18-19	94.7%	10	28	38	18	11	25	3	7	36	48	-	84
vs. AUBURN MONTGOMERY	W	34-77	44.2%	10-27	37%	9-11	81.8%	17	21	38	15	11	19	4	12	41	46	-	87
RV West Alabama		29-61	47.5%	1-10	10%	22-27	82%	17	24	41	22	10	17	0	5	44	37	-	81
vs. AUBURN MONTGOMERY	L	19-49	39%	2-11	18%	11-20	55%	8	15	23	22	7	21	13	10	18	33	-	51
AUBURN MONTGOMERY	W	29-63	46%	6-17	35.3%	10-12	83.3%	11	26	37	13	10	5	2	8	36	38	-	74
at Shorter		22-55	40%	7-22	31.8%	7-9	78%	6	21	27	12	13	13	4	0	28	30	-	58
Delta State		25-54	46.3%	10-29	34.5%	6-6	100%	8	19	27	10	10	14	1	6	35	31	-	66
vs. AUBURN MONTGOMERY	W	29-56	51.8%	12-22	54.5%	4-4	100%	8	21	29	10	8	11	1	7	38	36	-	74
Mississippi College		28-56	50%	0-10	0%	18-24	75%	9	19	28	20	12	13	0	3	39	35	-	74
vs. AUBURN MONTGOMERY	W	24-54	44.4%	6-21	28.6%	25-29	86.2%	13	22	35	18	4	14	2	5	35	44	-	79



## WARHAWKS POINTS-REBOUNDS-ASSISTS

OPPONENT	#0 TUCKER	#1 SMITH	#2 YOUNGBLOOD	#3 ANDERSON	#4 GASTON	#11 GRAHAM	#12 IVIC	#15 BOOZER	#20 WILLIAMS	#21 CROLEY	#22 LANZI	#25 STEWART JR.
vs. Rollins College	5-1-0	10-5-2	DNP	6-2-2	27-4-3	2-11-3	3-0-1	DNP	0-0-1	7-2-0	23-5-3	DNP
vs. Florida Tech	4-3-1	13-9-0	DNP	16-6-2	4-2-3	17-14-0	6-3-0	2-2-0	0-0-0	0-1-0	10-1-0	DNP
at #24 Ala. Huntsville*	0-3-1	8-2-0	8-3-2	18-8-2	16-10-4	11-7-1	3-3-0	0-0-0	1-2-0	0-2-0	9-2-2	0-0-0
Spring Hill	6-5-0	DNP	17-7-2	8-7-2	12-3-2	19-3-1	3-0-0	2-2-0	2-1-0	6-1-1	12-6-3	0-0-0
RV West Alabama	6-3-0	DNP	4-1-1	7-1-2	20-4-0	6-5-2	0-0-0	0-2-0	0-2-1	DNP	8-3-1	DNP
at Shorter*	2-6-0	DNP	6-4-1	26-2-0	10-8-2	19-7-1	DNP	DNP	DNP	5-0-1	6-5-1	DNP
Delta State*	4-5-0	4-3-0	16-5-3	14-3-2	19-4-1	12-3-1	DNP	0-0-0	DNP	DNP	5-3-1	DNP
Mississippi College*	4-3-0	8-5-0	0-4-0	32-6-2	17-6-1	14-5-0	DNP	0-0-0	DNP	0-0-0	4-3-1	DNP
at Lee*												
West Georgia*												
at Christian Brothers*												
at Union (Tenn.)*												
at Georgia College												
Valdosta State*												
West Florida*												
at Montevallo*												
Alabama Huntsville*												
at West Alabama*												
Shorter*												
at Mississippi College*												
at Delta State*												
at West Georgia*												
Lee*												
Union*												
Christian Brothers*												
at West Florida*												
at Valdosta State*												
Montevallo*												

## WARHAWKS GAME HIGHS

Opponent	Pts	Rebs	Asts	Stls	Blks
vs. Rollins College	Gaston (27)	Graham (11)	Three w/ 3	Lanzi (4)	Graham (3)
vs. Florida Tech	Graham (17)	Graham (14)	Gaston (3)	Graham (3)	Graham (1)
#24 Ala. Huntsville*	Anderson (18)	Gaston (10)	Gaston (4)	Two w/ 2	Graham (1)
Spring Hill*	Graham (19)	Two w/ 7	Lanzi (3)	Two w/ 3	Graham (3)
RV West Alabama*	Gaston (20)	Graham (5)	Two w/ 2	Gaston (3)	Graham (6)
at Shorter*	Anderson (26)	Lanzi (10)	Lanzi (5)	Anderson (3)	Two w/ 1
Delta State*	Gaston (19)	Two w/ 5	Youngblood (3)	Two w/ 2	Smith (1)
Mississippi College*	Anderson (32)	Two w/ 6	Anderson (2)	Gaston (2)	Graham (2)
at Lee*					
West Georgia*					
at Christian Brothers*					
at Union*					
at Georgia College*					
Valdosta State*					
West Florida*					
at Montevallo*					
Ala. Huntsville*					
at West Alabama*					
Shorter*					
at Mississippi College*					
at Delta State*					
at West Georgia*					
Lee*					
Union*					
Christian Brothers*					
at West Florida*					
at Valdosta State*					
Montevallo*					

## WARHAWKS STARTING LINEUPS

Opponent	G	G	G	F	F
vs. Rollins College	Anderson	Gaston	Ivic	Graham	Smith
vs. Florida Tech	Anderson	Gaston	Ivic	Graham	Smith
#24 Ala. Huntsville*	Anderson	Gaston	Ivic	Graham	Tucker
Spring Hill*	Anderson	Gaston	Youngblood	Lanzi	Tucker
RV West Alabama*	Anderson	Gaston	Youngblood	Lanzi	Tucker
at Shorter*	Anderson	Gaston	Youngblood	Lanzi	Tucker
Delta State*	Anderson	Gaston	Youngblood	Lanzi	Tucker
Mississippi College*	Anderson	Gaston	Youngblood	Lanzi	Tucker
at Lee*					
West Georgia*					
at Christian Brothers*					
at Union*					
at Georgia College*					
Valdosta State*					
West Florida*					
at Montevallo*					
Ala. Huntsville*					
at West Alabama*					
Shorter*					
at Mississippi College*					
at Delta State*					
at West Georgia*					
Lee*					
Union*					
Christian Brothers*					
at West Florida*					
at Valdosta State*					
Montevallo*					



## RECORD VERSUS ALL OPPONENTS

### GULF SOUTH CONFERENCE SCHOOLS:

Alabama Huntsville	20-22
Christian Brothers	3-3
Delta State	4-8
Lee (Tenn.)	10-17
Mississippi College	5-4
Montevallo (Ala.)	33-30
Shorter	28-5
Union (Tenn.)	2-9
Valdosta State	4-13
West Alabama	1-11
West Georgia	1-9
West Florida	9-12

### ALABAMA SCHOOLS:

Alabama Birmingham	0-1
Alabama State	8-27
Athens State (Ala.)	33-34
Birmingham Southern	20-34
Concordia (Ala.)	9-1
Faulkner	44-33
Huntingdon	11-5
Jacksonville State	2-8
Miles (Ala.)	3-1
Mobile (Ala.)	20-14
Samford	0-3
Selma	28-3
South Alabama	0-2
Spring Hill	27-22
Stillman College	6-0
Talladega	51-8
Troy	4-7
Tuskegee	11-4

### OTHER OPPONENTS:

Albany State	0-2
Allen	1-0
Anderson	2-0
Arkansas-Monticello	0-1
Armstrong Atlantic State	0-1
Azusa Pacific	0-2
Baptist Christian	1-0
Barber-Scotia	1-1
Belhaven	9-12
Benedict College	0-1
Berry	8-5
Bethel (Tenn.)	1-1
Blue Mountain	3-0
Brevard	1-0
Brewton-Parker	30-6
Campbellsville	1-0
Carson Newman	0-1
Cedarville	1-0
Christian Heritage	1-0
Clafflin	3-3
Clark-Atlanta	0-2
Coastal Georgia	5-2
College of Charleston	3-2
Columbus State	3-2

Crichton	0-1
Cumberland	9-8
Dalton State	2-4
Daniel Payne	4-0
DeVry Institute	1-0
Dillard	22-9
Earl Paulk	3-0
Edward Waters	1-0
Embry-Riddle	2-2
Emmanuel	20-12
Eureka	1-0
Findlay	0-1
Flagler	0-1
Florida International	1-0
Florida Memorial	2-0
Florida Southern	1-0
Florida Tech	3-0
Fort Hays State	1-0
Fort Valley State	1-0
Francis Marion	0-1
Freed-Hardeman	0-4
Georgia College	0-2
Georgia Southwestern	16-20
Georgetown (Ky.)	0-1
Grace	1-0
Grand Canyon	0-1
Hastings	0-1
Hawaii Pacific	1-0
High Point	1-0
Indiana State	1-0
Jarvis Christian	1-0
Johnson C. Smith	2-0
Kansas State	0-1
Kearney State	0-1
Kennesaw State	1-0
Kentucky State	0-1
Kentucky Wesleyan	2-1
LaGrange	21-6
Lambuth	1-2
Lander	1-0
Lees-McRae	1-0
Life	1-15
Limestone	3-0
Lipscomb	0-1
Loyola-New Orleans	4-6
LSU-Shreveport	1-1
Martin Methodist	1-8
Middle Georgia State	3-4
Mohawk	1-0
Morris Brown	1-1
North Alabama	4-5
North Georgia	13-8
Oakwood	2-1
Oklahoma	0-1
Oklahoma Baptist	0-3
Oklahoma City	0-1
Paine	1-0
Patton	1-0

Paul Quinn	1-0
Pensacola Christian	1-0
Phillips	1-0
Piedmont	1-1
Pikeville	1-0
Point	2-2
Prairie View A&M	1-0
Puerto Rico-Mayaguez	1-0
Quincy	0-1
Reinhardt	15-5
Robert Morris-Chicago	0-1
Rollins College	0-3
South Carolina	0-1
Southeastern Baptist	1-0
South Carolina-Aiken	1-1
South Carolina-Spartanburg	0-1
Southern-Baton Rouge	0-1
Southern-New Orleans	14-3
Southern Benedictine	7-2
Southern Poly	14-21
Southern Wesleyan	23-8
St. Augustine's	0-1
St. Joseph's	1-0
St. Leo	1-1
St. Rose	1-0
St. Thomas Aquinas	0-1
Taylor (Ind.)	0-1
Tampa	1-0
Tennessee Temple	1-0
Tennessee Wesleyan	2-0
Texas College	4-1
Texas Tech	0-1
Thomas	3-1
Tiffin	1-0
Tougaloo	1-0
Trevecca Nazarene	4-2
Truett-McConnell	2-0
Tulane	0-1
Tusculum	1-0
University of the South	1-0
Voorhees	4-1
Washburn	0-1
Webber International	1-0
West Virginia Wesleyan	0-1
Westminster	0-1
Westmont	0-1
William Carey	27-15
William Jewell	2-0
Wisconsin-Eau Claire	1-0
Xavier (La.)	15-6
Young Harris	0-2

2022-2023 Auburn University at Montgomery Men's Basketball  
Overall Statistics (as of Dec 4, 2022)

Overall Record: 4-4    Conf: 3-2    Home: 3-1    Away: 1-1    Neutral: 0-2

#	Player	GP-GS	MIN	AVG	FG		3PT		FT		Rebounds				PF	DQ	A	TO	BLK	STL	PTS	AVG
					FG-FGA	FG%	3FG-FGA	3FG%	FT-FTA	FT%	OFF	DEF	TOT	AVG								
03	Anderson, Travis	8-8	292	36.5	42-101	.416	19-48	.396	24-28	.857	12	23	35	4.4	10	0	14	23	0	11	127	15.9
04	Gaston, Jalen	8-8	282	35.3	44-112	.393	13-36	.361	24-32	.750	17	24	41	5.1	22	0	16	11	2	13	125	15.6
11	Graham, James	8-3	156	19.5	42-76	.553	4-7	.571	12-16	.750	21	34	55	6.9	26	0	9	14	19	5	100	12.5
22	Lanzi, Joseph	8-5	221	27.6	29-55	.527	11-23	.478	8-11	.727	10	23	33	4.1	18	1	16	18	1	11	77	9.6
01	Smith, Roderick	5-2	138	27.6	13-28	.464	0-1	.000	17-20	.850	9	15	24	4.8	11	1	2	14	1	3	43	8.6
02	Youngblood, Sam	7-5	191	27.3	20-56	.357	8-33	.242	3-4	.750	5	20	25	3.6	14	0	9	9	1	5	51	7.3
00	Tucker, Deven	8-6	134	16.8	14-25	.560	0-0	.000	3-6	.500	12	17	29	3.6	16	0	2	6	2	1	31	3.9
12	Ivic, Strahinja	5-3	65	13.0	5-12	.417	5-11	.455	0-0	.000	0	6	6	1.2	6	0	1	2	2	0	15	3.0
21	Croley, Gilbert	6-0	43	7.2	7-13	.538	2-5	.400	2-6	.333	2	4	6	1.0	5	0	2	10	0	4	18	3.0
15	Boozer, Zameron	6-0	31	5.2	1-3	.333	0-0	.000	2-2	1.000	2	4	6	1.0	0	0	0	2	1	2	4	0.7
20	Williams, Jelal	5-0	42	8.4	1-3	.333	0-0	.000	1-2	.500	2	3	5	1.0	5	0	2	8	4	1	3	0.6
25	Steward Jr., Eric	2-0	6	3.0	0-2	.000	0-0	.000	0-0	.000	0	0	0	0.0	1	0	0	0	0	1	0	0.0
Total		8	1601	200.1	218-486	.449	62-164	.378	96-127	.756	97	187	284	35.5	134	2	73	122	33	57	594	74.25
Opponents			1600	200.0	218-473	.461	59-173	.341	117-144	.813	76	185	261	32.6	125	5	101	114	14	47	612	76.50

Team Statistics	UAM	OPP
SCORING	594	612
Points Per Game	74.3	76.5
Scoring Margin	-2.2	-
FIELD GOALS-ATT	218-486	218-473
Field Goal Pct	.449	.461
3 POINT FG-ATT	62-164	59-173
3PT FG Pct	.378	.341
3PT Made Per Game	7.8	7.4
FREE THROWS-ATT	96-127	117-144
FT Pct	.756	.813
FT Made Per Game	12.0	14.6
REBOUNDS	284	261
Rebounds Per Game	35.5	32.6
Rebounds Margin	2.9	-
ASSISTS	73	101
Assists Per Game	9.1	12.6
TURNOVERS	122	114
Turnovers Per Game	15.3	14.3
Turnovers Margin	-1.0	-
Assist/Turnover Ratio	0.6	0.9
STEALS	57	47
Steals Per Game	7.1	5.9
BLOCKS	33	14
Blocks Per Game	4.1	1.8
ATTENDANCE	821	510
Dates/Avg Per Date	4-205	2-255
Neutral Site #/Avg	-	2-82

Conf	Date	Opponent	W/L	Score	Att.
	11/11/22	vs Rollins	L	83-85	75
	11/12/22	vs Florida Tech	L	72-80	89
*	11/19/22	at Alabama Huntsville	L	74-84	335
	11/22/22	SPRING HILL	W	87-84	204
*	11/26/22	WEST ALA.	L	51-81	131
*	11/28/22	at Shorter	W	74-58	175
*	12/02/22	DELTA ST.	W	74-66	228
*	12/04/22	MISSISSIPPI COL.	W	79-74	258

\* = Conference game

Score by Periods	1st	2nd	Total
Auburn-Montgomery	278	316	594
Opponents	307	305	612



2022-2023 Auburn University at Montgomery Men's Basketball  
Overall Statistics (as of Dec 4, 2022)

Conference Games Only

Conf: 3-2   Home: 2-1   Away: 1-1   Neutral: 0-0

#	Player	GP-GS	MIN	AVG	FG		3PT		FT		Rebounds				PF	DQ	A	TO	BLK	STL	PTS	AVG
					FG-FGA	FG%	3FG-FGA	3FG%	FT-FTA	FT%	OFF	DEF	TOT	AVG								
03	Anderson, Travis	5-5	187	37.4	31-67	.463	16-33	.485	19-22	.864	6	14	20	4.0	6	0	8	9	0	9	97	19.4
04	Gaston, Jalen	5-5	185	37.0	28-69	.406	9-23	.391	17-24	.708	13	19	32	6.4	12	0	8	9	1	9	82	16.4
11	Graham, James	5-1	100	20.0	26-45	.578	1-3	.333	9-11	.818	9	18	27	5.4	19	0	5	4	10	4	62	12.4
02	Youngblood, Sam	5-4	154	30.8	13-39	.333	5-24	.208	3-4	.750	4	13	17	3.4	11	0	7	7	1	4	34	6.8
01	Smith, Roderick	3-0	65	21.7	5-12	.417	0-1	.000	10-12	.833	4	6	10	3.3	8	1	0	12	1	2	20	6.7
22	Lanzi, Joseph	5-4	136	27.2	14-28	.500	3-6	.500	1-2	.500	5	16	21	4.2	14	1	10	12	1	6	32	6.4
00	Tucker, Deven	5-5	94	18.8	7-14	.500	0-0	.000	2-5	.400	7	13	20	4.0	11	0	1	2	1	0	16	3.2
21	Croley, Gilbert	3-0	15	5.0	2-5	.400	1-2	.500	0-1	.000	0	2	2	0.7	1	0	1	0	0	0	5	1.7
12	Ivic, Strahinja	2-1	17	8.5	1-5	.200	1-5	.200	0-0	.000	0	3	3	1.5	2	0	0	1	0	0	3	1.5
20	Williams, Jelal	2-0	22	11.0	0-2	.000	0-0	.000	1-2	.500	1	3	4	2.0	1	0	1	5	3	1	1	0.5
15	Boozer, Zameron	4-0	23	5.8	0-2	.000	0-0	.000	0-0	.000	0	2	2	0.5	0	0	0	1	1	0	0	0.0
25	Steward Jr., Eric	1-0	2	2.0	0-0	.000	0-0	.000	0-0	.000	0	0	0	0.0	0	0	0	0	0	0	0	0.0
Total		5	1000	200.0	127-288	.441	36-97	.371	62-83	.747	52	117	169	33.8	85	2	41	65	19	35	352	70.40
Opponents			1000	200.0	130-287	.453	27-109	.248	76-93	.817	45	116	161	32.2	81	3	58	64	7	21	363	72.60

Team Statistics	UAM	OPP
SCORING	352	363
Points Per Game	70.4	72.6
Scoring Margin	-2.2	-
FIELD GOALS-ATT	127-288	130-287
Field Goal Pct	.441	.453
3 POINT FG-ATT	36-97	27-109
3PT FG Pct	.371	.248
3PT Made Per Game	7.2	5.4
FREE THROWS-ATT	62-83	76-93
FT Pct	.747	.817
FT Made Per Game	12.4	15.2
REBOUNDS	169	161
Rebounds Per Game	33.8	32.2
Rebounds Margin	1.6	-
ASSISTS	41	58
Assists Per Game	8.2	11.6
TURNOVERS	65	64
Turnovers Per Game	13.0	12.8
Turnovers Margin	-0.2	-
Assist/Turnover Ratio	0.6	0.9
STEALS	35	21
Steals Per Game	7.0	4.2
BLOCKS	19	7
Blocks Per Game	3.8	1.4
ATTENDANCE	617	510
Dates-Avg Per Date	3-206	2-255
Neutral Site #-Avg	-	0-0

Date	Opponent	W/L	Score	Att.
11/19/22	at Alabama Huntsville	L	74-84	335
11/26/22	WEST ALA.	L	51-81	131
11/28/22	at Shorter	W	74-58	175
12/02/22	DELTA ST.	W	74-66	228
12/04/22	MISSISSIPPI COL.	W	79-74	258

Score by Periods	1st	2nd	Total
Auburn-Montgomery	166	186	352
Opponents	184	179	363