



# AUBURN UNIVERSITY AT MONTGOMERY BASKETBALL

2022-2023 AUM MEN'S BASKETBALL GAME NOTES | 35 POSTSEASON APPEARANCES | 12 NATIONAL TOURNAMENT APPEARANCES | 17 ALL-AMERICANS

### AUBURN MONTGOMERY

**3-4**  
OVERALL

**2-2**  
GSC

**NR/NR**  
NABC TOP 25 / D2SIDA TOP 25

**MICHAEL CHEANEY**  
HEAD COACH

**161-189**  
OVERALL

**13th**  
SEASON

VS

### MISSISSIPPI COLLEGE

**6-2**  
OVERALL

**3-2**  
GSC

**NR/NR**  
NABC TOP 25 / D2SIDA TOP 25

**RANDY BOLDEN**  
HEAD COACH

**13-22**  
OVERALL

**2nd**  
SEASON

## STARTING LINEUP: WARHAWKS PLAY HOST TO MISSISSIPPI COLLEGE

### ➔ GAME INFORMATION:

**GM NO. 8:** Auburn University at Montgomery vs. Delta State | **Venue:** AUM Athletics Complex | **City:** Montgomery, Ala. | **Tipoff:** Dec. 4, 4 PM | **TV:** Warhawk Sports Network | **Talent:** Cody Clark (PxP) | **Live Stats:** AUMathletics.com | **Social Media:** @AUMWarhawksMBB

### ➔ FOUR DOUBLE-FIGURE SCORERS KEY WIN OVER DELTA STATE:

The Auburn University at Montgomery men's basketball team knocked down a season-high 12 three-pointers, got 19 points from Jalen Gaston, and had four players score in double figures as the Warhawks earned a 74-66 win over Delta State University. Gaston led AUM with 19 points while also going a perfect 5-for-5 from three-point territory. Sam Youngblood added 16 points, Travis Anderson posted 14 points, and James Graham totaled 12 points in 15 minutes off the bench for the Warhawks.

### ➔ CLEANING UP THE BOARDS:

The Warhawks are averaging 35.6 rebounds per game, which ranks fourth in the GSC, and James Graham leads the way with 7.8 rebounds per game. Graham ranked eighth in the GSC last season at 7.1 rebounds a game, and already has two double-digit rebound games. He tallied 11 rebounds against Rollins and a season-high 14 against Florida Tech. Newcomer Jalen Gaston is second on the team averaging 5.0 rebounds and Roderick Smith ranks third on the team averaging 4.8 rebounds. Guard Joseph Lanzi ranks fourth on the team with 4.3 boards per game.

### ➔ TRIMMING DOWN THE TURNOVERS:

AUM, which ranks second-worst in the GSC in turnovers per game at 15.4, have turned a corner the last two games. The Warhawks, who had averaged nearly 20 turnovers per game in the first three games of the season, coughed up the ball just five times against Shorter and 11 against Delta State. The five turnovers are a season-low, and their lowest amount since February 3, 2018, when the Warhawks had just four turnovers against Delta State.

### ➔ SCOUTING THE MISSISSIPPI CHOCTAWS:

A year removed from a 7-19 record overall and just five wins in GSC play, the Mississippi College Choctaws are out to a 6-2 start and a 3-2 mark in conference play. Tradavis Thompson leads the Choctaws with 16.6 points per game, while forward Galen Smith is second on the team in scoring (15.8) and leads the squad in rebounding (6.8). Justin Reid is the third Choctaw scoring double-digit points at 11.0 points a night. Guard Miles Miller leads the conference in assists at 7.5 per game, and he has accumulated 60 assists through eight games.

## PROBABLE STARTING LINEUP:

**0**

**DEVEN TUCKER**  
Sr. • F • 6-5 • 190

**2**

**SAM YOUNGBLOOD**  
So. • G • 6-4 • 195

**3**

**TRAVIS ANDERSON**  
Jr. • G • 6-0 • 175

**4**

**JALEN GASTON**  
Sr. • G • 6-2 • 175

**22**

**JOSEPH LANZI**  
Jr. • G • 6-5 • 195

## ▶ 2022-2023 SCHEDULE & RESULTS

<b>OVERALL RECORD:</b>	<b>3-4</b>
GSC:	2-2
NON-CONFERENCE:	1-2
HOME   AWAY   NEUTRAL:	2-1   1-1   0-2

### NOVEMBER (2-4)

3	Jacksonville State (Exhibition)	L, 101-93
11	vs. RV Rollins College*	L, 85-83
12	vs. Florida Tech*	L, 80-72
19	#24 University of Alabama Huntsville*	L, 84-74
22	Spring Hill College	W, 87-84
26	RV University of West Alabama*	L, 81-51
28	at Shorter University*	W, 74-58

### DECEMBER (1-0)

2	Delta State University*	W, 74-66
4	Mississippi College*	4 PM
9	at Lee University*	7 PM
11	University of West Georgia*	4 PM
16	at Christian Brothers University*	7 PM
18	at Union University*	4 PM
29	at Georgia College	3 PM
31	Valdosta State University*	4 PM

### JANUARY (0-0)

2	University of West Florida*	3 PM
7	at University of Montevallo*	4 PM
14	University of Alabama Huntsville*	4 PM
18	at University of West Alabama*	7 PM
21	Shorter University*	4 PM
26	at Mississippi College*	7:30 PM
28	at Delta State University*	4 PM

### FEBRUARY (0-0)

1	at University of West Georgia*	6:30 PM
4	Lee University*	4 PM
9	Union University*	8 PM
11	Christian Brothers University*	4 PM
16	at University of West Florida*	7:30 PM
18	at Valdosta State University*	3 PM
25	University of Montevallo*	4 PM
28	GSC Tournament Super Tuesday	TBA

### MARCH-APRIL | POSTSEASON

4 & 5	GSC Final Four!	TBA
11-14	NCAA South Regional*	TBA
21-25	NCAA Elite Eight*	TBA
3-25	NCAA National Championship	TBA

\* - GSC Games | 1 - South Region Tip-Off Challenge in Columbia, S.C.

1 - GSC Semifinals & Finals Played at Pete Hanna Center in Birmingham, Ala.

\*NCAA South Regional Games Played at Host Campus Site TBA | \*NCAA Elite Eight Games Played at TBA

ALL TIMES CENTRAL



## NEWS & NOTES:

### ➔ RETURNING WARHAWKS:

The Warhawks return 10 players from last season's squad that went 12-16 and 9-11 in the GSC. AUM finished in a tie for eighth place in the GSC standings last year but lost out on a playoff birth in a tiebreaker scenario. AUM's top returning scorer is James Graham, who ranked 22nd in the GSC last season averaging 12.5 points per game. He also ranked second in the league in rebounding at 7.7 rebounds per contest. AUM also returns the team's top three shot blockers from last season's squad that finished first in all of NCAA Division II in blocks (174) and blocks per game (6.2). Graham (2.1) ranked first in the GSC in blocks, Roderick Smith (1.6) finished second, and Jelal Williams (1.2) finished fifth in the league in the category. Deven Tucker, Sam Youngblood, Tysen Banks, Jaxon Hunter, Strahinja Ivic, Zameron Boozer, and Gilbert Croley also all return for the Warhawks.

### ➔ ANDERSON NAMED A TOP NEWCOMER TO WATCH IN GSC:

Auburn University at Montgomery guard Travis Anderson was named to the Gulf South Conference Newcomer Watch List in the preseason. Anderson, a junior from Atlanta, Ga., is a transfer from Charleston Southern University. He was a Big South All-Freshman team member in 2019-2020 after averaging 8.9 points per game and led all Big South bench players in scoring average. He played 45 games for the Buccaneers and played 16.7 minutes per night.

### ➔ GULF SOUTH CONFERENCE PRESEASON POLL:

AUM was picked to finish 10th in this season's preseason coaches' poll. Defending Gulf South Conference tournament champion the University of Alabama in Huntsville was picked to win the league. They were followed by tournament runner-up, Lee. Valdosta State was picked to finish third in the league, West Alabama (104) was picked fourth, and Union (103) was picked fifth.

### ➔ CHASING 800:

The Warhawks own a 795-612 record all-time as a program. AUM, who began competing as an NAIA institution in the 1975-76 season, started the school's transition to NCAA Division II in 2016-17 when they competed as an NCAA independent. The Warhawks began playing a Gulf South Conference schedule in 2017-2018. AUM needs five more wins to reach 800 program wins.

### ➔ NEWCOMER SCORING INFUSION:

The Warhawks have relied heavily on an infusion of scoring by new players on the roster this season. Newcomers this season account for 53.5 percent of AUM's scoring, or 276 of 515 points. The team's leading scorer, at 15.4 points per game, is newcomer Jalen Gaston. Transfer point guard Travis Anderson is second on the squad at 13.6 points per game. Transfer wing Joe Lanzi is also fourth on the team in scoring at 10.4 points per contest.

### ➔ MONTGOMERY BLOCK PARTY:

AUM blocked 13 shot attempts against the University of West Alabama earlier this season, setting a new school record along the way. The previous record had been 11 blocks in a game, which the Warhawks did twice (in 2021 against Southeastern Baptist, and in 1997 against LaGrange). For the season, the Warhawks have blocked 28 shots as a team in five games, averaging 5.6 blocks per game. That number ranks first in the Gulf South Conference. James Graham leads the team and the league this season with 16 blocks (3.2 per game). AUM's top three shot blockers from last season are still on the roster, as Graham averaged 2.1 blocks to rank first in the league. The Warhawks totaled 174 blocks, or 6.2 per game. Roderick Smith (1.6) finished second in the GSC last season, and Jelal Williams (1.2) finished fifth.

### ➔ GASTON LEADING IN THE SCORING COLUMN:

Newcomer Jalen Gaston leads the way for the AUM offense at 15.4 points per game. Gaston has posted double-figures six times this year, including 27 points in the season opener against Rollins. Gaston tallied 16 points and 10 rebounds in AUM's conference opener, added 12 points against Spring Hill, and scored 20 points in AUM's loss against West Alabama. Gaston is averaging 15.4 points, 5.0 rebounds, 2.1 assists, and 1.6 steals per game in 35.0 minutes per game through the team's first seven games.

➔ **GSC LEADERS:** Newcomer guard Joseph Lanzi is tied for the GSC lead in three-point percentage at 50 percent (11-for-22). James Graham leads the GSC in blocks with 17, averaging 2.4 blocks per game, and is eighth in the league in rebounding at 7.1 rebounds per game. Jalen Gaston is tied for fourth in steals per game at 1.6 and ranks third in minutes played (35.0 per night). Travis Anderson ranks second in the GSC in minutes played (36.0). The Warhawks rank second in the GSC in blocks per game (4.4), but also rank second-worst in the league in turnovers with 15.4 per game.

### ➔ THE MICHAEL CHEANEY FILE:

The Warhawks' head men's basketball coach, Michael Cheaney, enters his 9th season at the helm of Auburn Montgomery and 13th overall as a collegiate head coach. Cheaney, a coaching veteran with more than 20 years of experience at the NCAA Division I, II, III and NAIA levels, took over the helm of AUM after spending four seasons as head coach at Voorhees College in Denmark, S.C.

Last season, AUM posted a record of 12-16 in 2021-22, highlighted by senior guard Isaiah Hart being named to the All-GSC second team. Hart finished third in the conference in points per game (18.2) and led the GSC with 114 assists. Senior guard Jeremiah Bozeman was named to the GSC All-Academic Team and the CoSIDA Academic All-District Team for his efforts both on the court and in the classroom. The Warhawks led all of NCAA Division II with 174 total blocked shots and 6.2 blocks per game. Junior forward James Graham led the GSC with 58 blocks while Roderick Smith ranked second with 42 and Jelal Williams ranked fifth with 30. Hart took home GSC player of the week honors twice over the course of the season while Bozeman and Graham were also named conference player of the week in 2021-22.

Prior to joining the coaching ranks, Cheaney was a standout student-athlete at Kentucky Wesleyan University. During his playing career, Cheaney earned the Senior Award as the Panthers' outstanding athlete and set the school record for field goal percentage, which he still owns today. He was also named the team's Most Improved Player. He still owns that Cheaney earned his bachelor's degree in criminal justice from Kentucky Wesleyan in 1996. He went on to earn a master's in sports management from Indiana State University.



## ▶ HOW THEY COMPARE



### TALE OF THE TEAMS CATEGORY



73.6	POINTS PER GAME	85.6
44.9	FIELD GOAL PERCENTAGE	50.7
39.2	3-PT FIELD GOAL PERCENTAGE	39.0
72.4	FREE THROW PERCENTAGE	73.9
35.6	REBOUNDS PER GAME	36.8
9.9	ASSISTS PER GAME	18.0
15.4	TURNOVERS PER GAME	13.4
-1.0	TURNOVER MARGIN	1.3
0.6	ASSIST-TURNOVER RATIO	1.3
14.4	POINTS OFF TURNOVERS	16.8
7.4	STEALS PER GAME	7.0
4.4	BLOCKS PER GAME	1.6

## ▶ ALL-TIME SERIES HISTORY

DATE	SCORE	H/A/N
11.26.1994	L, 82-71	A
11.22.2016	L, 73-71	A
12.18.2017	L, 95-84	H
2.1.2018	W, 85-83	A
2.7.2019	W, 87-85	A
2.8.2020	W, 93-59	H
1.31.2022	W, 68-60	H
2.19.2022	L, 67-58	A
12.4.2022		

Overall Series Record: Series is tied 4-4

Series Streak: MC W1

AUM Home Record: 2-1

AUM Road Record: 2-3


AUM Neutral Site Record: 0-0

AUM OT Record: -



# AUBURN UNIVERSITY AT MONTGOMERY MEN'S BASKETBALL GAME NOTES


35 POSTSEASON APPEARANCES | 12 NATIONAL TOURNAMENT APPEARANCES | 17 ALL-AMERICANS




**0**  
**DEVEN TUCKER**  
Sr. • F • 6-5 • 190



**1**  
**RODERICK SMITH**  
Sr. • F • 6-8 • 240



**2**  
**SAM YOUNGBLOOD**  
So. • G • 6-4 • 195



**3**  
**TRAVIS ANDERSON**  
Jr. • G • 6-0 • 175



**4**  
**JALEN GASTON**  
Sr. • G • 6-2 • 175



**5**  
**TYSEN BANKS**  
Jr. • G • 6-0 • 185



**10**  
**JAXSON HUNTER**  
Sr. • G • 6-2 • 220



**11**  
**JAMES GRAHAM**  
Sr. • F • 6-7 • 225



**12**  
**STRAHINJA IVIC**  
Sr. • F • 6-7 • 215



**14**  
**JAUQUAN TYUS**  
Jr. • F • 6-6 • 225



**15**  
**ZAMERON BOOZER**  
Jr. • F • 6-8 • 240




**20**  
**JELAL WILLIAMS**  
R-Jr. • F • 6-9 • 185



**21**  
**GILBERT CROLEY**  
So. • G • 6-3 • 170



**22**  
**JOSEPH LANZI**  
Jr. • G • 6-5 • 195




**25**  
**ERIC STEWARD JR.**  
Fr. • G • 6-2 • 185



**HC**  
**MICHAEL CHEANEY**  
Head Coach



**AC**  
**BAILEY MCEWEN**  
Assistant Coach



**AT**  
**BRIELLE RINGLE**  
Athletic Training

## QUICK FACTS • INFORMATION

Location	Montgomery, Ala., 36124
Founded	1967
Enrollment	5,211
Nickname	Warhawks
Colors	Orange and Black
National Affiliation	NCAA Division II
Conference	Gulf South Conference
President	Dr. Carl Stockton
Athletic Director	Erik Maas
Senior Women's Administrator	Amber Rae Childers
FAR:	John Aho
Stadium (Capacity)	AUM Athletics Complex (2,650)

## COACHING STAFF

Head Coach	Michael Cheaney
Alma Mater/Yr	Kentucky Wesleyan/1996
Record at AUM/Yrs	89-134/9th
Overall Record/Yrs	161-189/13th
Assistant Coach	Bailey McEwen/4th
Alma Mater/Yr	Southern Indiana/2017

## TEAM INFORMATION

2021-22 Record	12-16
Gulf South Conference Record	9-11
Regular Season	Tied for 8th
GSC Tournament	N/A
Final 2021-22 National Ranking	NR
Starters Returning/Lost (2021-22)	3/2
Letterwinners Returning/Lost (2021-22)	10/3

## BASKETBALL HISTORY

First Year of Basketball	1975
All-time Record:	795-612
All-time GSC Record:	33-68
NCAA Appearances/Record	N/A
Last Appearance	N/A
Place:	N/A
Result:	N/A
Location:	N/A

## EXTERNAL RELATIONS | ATHLETIC COMMUNICATIONS

The Auburn University at Montgomery **Sports Information Office** provides public relations to members of the media. Game day services include statistics, photography (when available), video clips (when available), and post-game access to coaches and student-athletes. The Sports Information office is located on the first floor of the AUM Athletics Complex in office suite 104.

**Primary Contact** ..... **Cody Clark**

E-Mail: cclark26@aum.edu | Cell: (843) 610-6007

**Secondary Contact** ..... **Mark Gilliam**

E-Mail: mgilliam@aum.edu | Cell: (205) 399-3114

## 2022-2023 AUBURN UNIVERSITY AT MONTGOMERY NUMERICAL ROSTER

#	NAME	POS	HT	WT	CLASS	HOMETOWN / PREVIOUS SCHOOL
0	Deven Tucker	F	6-5	190	Sr.	Birmingham, Ala. / Helena HS
1	Roderick Smith	F	6-8	240	Sr.	Cyrstal Springs, Miss. / Western Illinois
2	Sam Youngblood	G	6-4	195	So.	McCalla, Ala. / McAdory HS
3	Travis Anderson	G	6-0	175	Jr.	Atlanta, Ga. / Charleston Southern
4	Jalen Gaston	G	6-2	175	Sr.	Montgomery, Ala. / Enterprise State CC
5	Tyson Banks	G	6-0	185	Jr.	Memphis, Tenn. / Kilgore College
10	Jaxson Hunter	G	6-2	220	Sr.	Trussville, Ala. / Hewitt-Trussville HS
11	James Graham	F	6-7	225	Sr.	Maywood, Ill. / Cuyahoga CC
12	Strahinja Ivic	F	6-7	215	Sr.	Belgrade, Serbia / Garrett College
14	JaQuan Tyus	F/C	6-6	225	Jr.	Memphis, Tenn. / Shawnee CC
15	Zameron Boozer	F/C	6-8	240	So.	Lanett, Ala. / Jacksonville Univ.
20	Jelal Williams	F	6-9	185	R-Jr.	Dallas, Ga. / UNC Pembroke
21	Gilbert Croley	G	6-3	170	So.	Atlanta, Ga. / East Coweta HS
22	Jospeh Lanzi	G	6-5	195	Jr.	Chelseas, Ala. / Univ. of Charleston
25	Eric Steward Jr.	G	6-2	185	Fr.	Memphis, Tenn. / Douglass HS

**Head Coach:** Michael Cheaney (13th season - 9th at AUM)

**Assistant Coach:** Bailey McEwen (4th)

**Athletic Training:** Brielle Ringle (4th)

**Sports Information:** Cody Clark (3rd - 1st at AUM)





## GULF SOUTH CONFERENCE STANDINGS

SCHOOL	CONF	CPCT.	OVERALL	PCT.	HOME	AWAY	NEUTRAL	STREAK
WEST GEORGIA	4-0	1.000	4-1	.800	2-0	2-1	0-0	W4
MISSISSIPPI COLLEGE	3-2	.600	6-2	.750	3-0	1-2	2-0	L1
WEST ALABAMA	3-1	.750	6-1	.857	4-1	2-0	0-0	W1
ALABAMA HUNTSVILLE	3-1	.750	7-2	.778	5-0	1-1	1-1	W2
UNION	3-1	.750	4-4	.500	2-3	1-1	1-0	W1
VALDOSTA STATE	3-2	.600	6-4	.600	3-1	1-1	2-2	L2
LEE	2-2	.500	2-2	.500	1-0	1-2	0-0	L1
<b>AUBURN MONTGOMERY</b>	<b>2-2</b>	<b>.500</b>	<b>3-4</b>	<b>.429</b>	<b>2-1</b>	<b>1-1</b>	<b>0-2</b>	<b>W2</b>
MONTEVALLO	2-3	.400	3-5	.375	2-1	0-3	1-1	W1
WEST FLORIDA	1-3	.250	4-3	.571	3-2	1-1	0-0	W1
SHORTER	1-3	.250	3-5	.375	2-1	1-2	0-2	L2
CHRISTIAN BROTHERS	1-3	.250	1-5	.167	1-3	0-2	0-0	L4
DELTA STATE	0-5	.000	0-7	.000	0-3	0-4	0-0	L7

## GULF SOUTH CONFERENCE WEEKLY HONORS

### PLAYER OF THE WEEK

Nov. 8	Chaney Johnson, Alabama Huntsville
Nov. 15	Chaney Johnson, Alabama Huntsville
Nov. 22	Chaney Johnson, Alabama Huntsville
Nov. 29	Braxton Bertolette, UM
Dec. 6	
Dec. 13	
Dec. 20	
Jan. 3	
Jan. 10	
Jan. 17	
Jan. 24	
Jan. 31	
Feb. 4	
Feb. 14	
Feb. 21	
Feb. 27	

### FRESHMAN OF THE WEEK

Nov. 8	N/A
Nov. 15	MJ Jones, Montevallo
Nov. 22	MJ Jones, Montevallo
Nov. 29	MJ Jones, Montevallo
Dec. 6	
Dec. 13	
Dec. 20	
Jan. 3	
Jan. 10	
Jan. 17	
Jan. 24	
Jan. 31	
Feb. 4	
Feb. 14	
Feb. 21	
Feb. 27	



## NATIONAL ASSOCIATION OF BASKETBALL COACHES TOP 25 POLL | NOV. 29, 2022

RNK	SCHOOL	RECORD	POINTS	PREV
1	NW MISSOURI STATE (14)	6-0	398	1
2	AUGUSTA	4-0	376	2
3	INDIANA (PA) (1)	5-0	368	3
4	NOVA SOUTHEASTERN	5-0	347	4
5	WEST LIBERTY	5-0	320	5
6	BLACK HILLS STATE	5-0	319	6
7	CENTRAL OKLAHOMA	5-0	302	8
8	UNC PEMBROKE	7-0	283	9
9	HILLSDALE	7-0	274	10
10	COLORADO SCHOOL OF MINES	6-0	242	13
11	LINCOLN MEMORIAL	7-1	216	11
12	FAIRMONT STATE	4-0	215	12
13	EMBRY-RIDDLE	6-0	192	17
14	FLORIDA SOUTHERN	6-0	190	18
15	CAL STATE SAN BERNARDINO	5-1	178	7
16	MINNESOTA STATE	7-0	177	21
17	SOUTHWEST BAPTIST	5-0	144	22
18	MISSOURI-ST. LOUIS	5-0	119	24
19	FORT LEWIS	6-0	112	25
20	VIRGINIA UNION	6-1	64	23
21	WEST ALABAMA	5-0	57	NR
22	BENTLEY	5-1	42	NR
23	EMPORIA STATE	5-0	40	NR
24	MILES	6-0	28	NR
25	WEST TEXAS A&M	2-2	21	NR

**OTHERS RECEIVING VOTES:** DOMINICAN 19, MINNESOTA DULUTH 16, SAINT MARTIN'S 16, TEXAS-TYLER 12, WAYNE STATE 9, SOUTHERN NAZARENE 8, WESTERN WASHINGTON 8, ST. THOMAS AQUINAS 7, WEST VIRGINIA STATE 7, TUSCULUM 6, ALABAMA HUNTSVILLE 5, COLORADO MESA 4, FORT HAYS STATE 4, INDIANAPOLIS 4, ACADEMY OF ART 3, LANDER 3, WEST CHESTER 3, MERCYHURST 1, PAGE 1, WINONA STATE 1, YOUNG HARRIS 1.

**DROPPED OUT:** MINNESOTA DULUTH (14), ALABAMA HUNTSVILLE (15), SOUTHERN NAZARENE (16), SAINT MARTIN'S (19), INDIANAPOLIS (20).



## WARHAWKS BY THE NUMBERS

# 795

wins that the AUM Warhawks men's basketball program has amassed since its debut season in 1975-1976. AUM has posted an all-time record of 795-612, which translates to a .565 winning percentage. AUM needs just seven more wins to register program win No. 800 this season.

# 35.6

rebounds per game that AUM averages this year. The Warhawks rank fourth in the GSC in per-game rebounding.

They are also second in the league in offensive rebounds, averaging 12.0 offensive boards per game.

# 13

blocks AUM tallied on Nov. 26 against the University of West Alabama to set a new school record. The 13 blocks is also tied for 6th all-time in GSC history in a single game. The Warhawks got six blocks from James Graham to lead the way, while Jelal Williams registered three blocks. Deven Tucker, Sam Youngblood, Jalen Gaston, and Zameron Boozer each posted one block in the contest.

# 5

more victories needed by the Auburn University at Montgomery Warhawks men's basketball program to reach 800 all-time. AUM began play in the 1975-1976 season.

# 4.4

blocks per game that AUM averages this season. The Warhawks rank third in the Gulf South Conference in blocks this year (31). The Warhawks are fresh off a campaign last season in which they led all of NCAA Division II in blocks with 6.2 blocks per game in 28 games played.





## GAME-BY-GAME TEAM COMPARISONS

Opponent	W/L	FGM-FGA	PCT.	3PM-3PA	PCT.	FTM-FTA	PCT.	OReb	DReb	TotReb	PF	AST	TO	BLK	STL	1stH	2ndH	OT	PTS
AUBURN MONTGOMERY	L	32-62	51.6%	11-22	50%	8-10	80%	11	22	33	18	15	20	4	9	40	43	-	83
Rollins College		32-61	52.5%	12-15	80%	9-13	69.2%	9	20	29	10	18	17	1	7	45	40	-	85
AUBURN MONTGOMERY	L	25-59	42.4%	5-18	27.8%	17-23	73.9%	17	27	44	16	6	18	6	1	31	41	-	72
Florida Tech		28-66	42.4%	10-25	40%	14-19	73.7%	12	21	33	16	14	8	3	12	42	38	-	80
AUBURN MONTGOMERY	L	26-66	39.4%	10-26	38.5%	12-18	66.7%	12	33	45	22	12	14	1	5	39	35	-	74
at #24 Alabama Huntsville		26-61	42.6%	9-38	23.7%	23-27	85.2%	5	33	38	17	13	7	2	7	38	46	-	84
Spring Hill College		28-59	47.5%	10-24	41.7%	18-19	94.7%	10	28	38	18	11	25	3	7	36	48	-	84
vs. AUBURN MONTGOMERY	W	34-77	44.2%	10-27	37%	9-11	81.8%	17	21	38	15	11	19	4	12	41	46	-	87
RV West Alabama		29-61	47.5%	1-10	10%	22-27	82%	17	24	41	22	10	17	0	5	44	37	-	81
vs. AUBURN MONTGOMERY	L	19-49	39%	2-11	18%	11-20	55%	8	15	23	22	7	21	13	10	18	33	-	51
AUBURN MONTGOMERY	W	29-63	46%	6-17	35.3%	10-12	83.3%	11	26	37	13	10	5	2	8	36	38	-	74
at Shorter		22-55	40%	7-22	31.8%	7-9	78%	6	21	27	12	13	13	4	0	28	30	-	58
Delta State		25-54	46.3%	10-29	34.5%	6-6	100%	8	19	27	10	10	14	1	6	35	31	-	66
vs. AUBURN MONTGOMERY	W	29-56	51.8%	12-22	54.5%	4-4	100%	8	21	29	10	8	11	1	7	38	36	-	74



## WARHAWKS POINTS-REBOUNDS-ASSISTS

	#0	#1	#2	#3	#4	#11	#12	#15	#20	#21	#22	#25
OPPONENT	TUCKER	SMITH	YOUNGBLOOD	ANDERSON	GASTON	GRAHAM	IVIC	BOOZER	WILLIAMS	CROLEY	LANZI	STEWART JR.
vs. Rollins College	5-1-0	10-5-2	DNP	6-2-2	27-4-3	2-11-3	3-0-1	DNP	0-0-1	7-2-0	23-5-3	DNP
vs. Florida Tech	4-3-1	13-9-0	DNP	16-6-2	4-2-3	17-14-0	6-3-0	2-2-0	0-0-0	0-1-0	10-1-0	DNP
at #24 Ala. Huntsville*	0-3-1	8-2-0	8-3-2	18-8-2	16-10-4	11-7-1	3-3-0	0-0-0	1-2-0	0-2-0	9-2-2	0-0-0
Spring Hill	6-5-0	DNP	17-7-2	8-7-2	12-3-2	19-3-1	3-0-0	2-2-0	2-1-0	6-1-1	12-6-3	0-0-0
RV West Alabama	6-3-0	DNP	4-1-1	7-1-2	20-4-0	6-5-2	0-0-0	0-2-0	0-2-1	DNP	8-3-1	DNP
at Shorter*	2-6-0	DNP	6-4-1	26-2-0	10-8-2	19-7-1	DNP	DNP	DNP	5-0-1	6-5-1	DNP
Delta State*	4-5-0	4-3-0	16-5-3	14-3-2	19-4-1	12-3-1	DNP	0-0-0	DNP	DNP	5-3-1	DNP
Mississippi College*												
at Lee*												
West Georgia*												
at Christian Brothers*												
at Union (Tenn.)*												
at Georgia College												
Valdosta State*												
West Florida*												
at Montevallo*												
Alabama Huntsville*												
at West Alabama*												
Shorter*												
at Mississippi College*												
at Delta State*												
at West Georgia*												
Lee*												
Union*												
Christian Brothers*												
at West Florida*												
at Valdosta State*												
Montevallo*												

## WARHAWKS GAME HIGHS

Opponent	Pts	Rebs	Asts	Stls	Blks
vs. Rollins College	Gaston (27)	Graham (11)	Three w/ 3	Lanzi (4)	Graham (3)
vs. Florida Tech	Graham (17)	Graham (14)	Gaston (3)	Graham (3)	Graham (1)
#24 Ala. Huntsville*	Anderson (18)	Gaston (10)	Gaston (4)	Two w/ 2	Graham (1)
Spring Hill*	Graham (19)	Two w/ 7	Lanzi (3)	Two w/ 3	Graham (3)
RV West Alabama*	Gaston (20)	Graham (5)	Two w/ 2	Gaston (3)	Graham (6)
at Shorter*	Anderson (26)	Lanzi (10)	Lanzi (5)	Anderson (3)	Two w/ 1
Delta State*	Gaston (19)	Two w/ 5	Youngblood (3)	Two w/ 2	Smith (1)
Mississippi College*					
at Lee*					
West Georgia*					
at Christian Brothers*					
at Union*					
at Georgia College*					
Valdosta State*					
West Florida*					
at Montevallo*					
Ala. Huntsville*					
at West Alabama*					
Shorter*					
at Mississippi College*					
at Delta State*					
at West Georgia*					
Lee*					
Union*					
Christian Brothers*					
at West Florida*					
at Valdosta State*					
Montevallo*					

## WARHAWKS STARTING LINEUPS

Opponent	G	G	G	F	F
vs. Rollins College	Anderson	Gaston	Ivic	Graham	Smith
vs. Florida Tech	Anderson	Gaston	Ivic	Graham	Smith
#24 Ala. Huntsville*	Anderson	Gaston	Ivic	Graham	Tucker
Spring Hill*	Anderson	Gaston	Youngblood	Lanzi	Tucker
RV West Alabama*	Anderson	Gaston	Youngblood	Lanzi	Tucker
at Shorter*	Anderson	Gaston	Youngblood	Lanzi	Tucker
Delta State*	Anderson	Gaston	Youngblood	Lanzi	Tucker
Mississippi College*					
at Lee*					
West Georgia*					
at Christian Brothers*					
at Union*					
at Georgia College*					
Valdosta State*					
West Florida*					
at Montevallo*					
Ala. Huntsville*					
at West Alabama*					
Shorter*					
at Mississippi College*					
at Delta State*					
at West Georgia*					
Lee*					
Union*					
Christian Brothers*					
at West Florida*					
at Valdosta State*					
Montevallo*					

2022-2023 Auburn University at Montgomery Men's Basketball  
Overall Statistics (as of Dec 2, 2022)

Overall Record: 3-4    Conf: 2-2    Home: 2-1    Away: 1-1    Neutral: 0-2

#	Player	GP-GS	MIN	AVG	FG		3PT		FT		Rebounds				PF	DQ	A	TO	BLK	STL	PTS	AVG
					FG-FGA	FG%	3FG-FGA	3FG%	FT-FTA	FT%	OFF	DEF	TOT	AVG								
04	Gaston, Jalen	7-7	245	35.0	39-101	.386	11-30	.367	19-26	.731	16	19	35	5.0	20	0	15	10	2	11	108	15.4
03	Anderson, Travis	7-7	252	36.0	34-84	.405	15-39	.385	12-15	.800	10	19	29	4.1	10	0	12	20	0	11	95	13.6
11	Graham, James	7-3	132	18.9	36-67	.537	4-6	.667	10-14	.714	18	32	50	7.1	22	0	9	14	17	4	86	12.3
22	Lanzi, Joseph	7-4	193	27.6	27-48	.563	11-22	.500	8-11	.727	9	21	30	4.3	17	1	15	16	1	10	73	10.4
01	Smith, Roderick	4-2	114	28.5	12-26	.462	0-1	.000	11-13	.846	6	13	19	4.8	6	0	2	8	1	2	35	8.8
02	Youngblood, Sam	6-4	165	27.5	20-50	.400	8-29	.276	3-4	.750	4	17	21	3.5	11	0	9	9	1	5	51	8.5
00	Tucker, Deven	7-5	123	17.6	12-23	.522	0-0	.000	3-6	.500	10	16	26	3.7	14	0	2	5	2	1	27	3.9
21	Croley, Gilbert	5-0	40	8.0	7-13	.538	2-5	.400	2-5	.400	2	4	6	1.2	4	0	2	10	0	4	18	3.6
12	Ivic, Strahinja	5-3	65	13.0	5-12	.417	5-11	.455	0-0	.000	0	6	6	1.2	6	0	1	2	2	0	15	3.0
15	Boozer, Zameron	5-0	24	4.8	1-3	.333	0-0	.000	2-2	1.000	2	4	6	1.2	0	0	0	2	1	2	4	0.8
20	Williams, Jelal	5-0	42	8.4	1-3	.333	0-0	.000	1-2	.500	2	3	5	1.0	5	0	2	8	4	1	3	0.6
25	Steward Jr., Eric	2-0	6	3.0	0-2	.000	0-0	.000	0-0	.000	0	0	0	0.0	1	0	0	0	0	1	0	0.0
Total		7	1401	200.1	194-432	.449	56-143	.392	71-98	.724	84	165	249	35.6	116	1	69	108	31	52	515	73.57
Opponents			1400	200.0	190-417	.456	59-163	.362	99-120	.825	67	166	233	33.3	105	4	89	101	14	44	538	76.86

Team Statistics	UAM	OPP
SCORING	515	538
Points Per Game	73.6	76.9
Scoring Margin	-3.3	-
FIELD GOALS-ATT	194-432	190-417
Field Goal Pct	.449	.456
3 POINT FG-ATT	56-143	59-163
3PT FG Pct	.392	.362
3PT Made Per Game	8.0	8.4
FREE THROWS-ATT	71-98	99-120
FT Pct	.724	.825
FT Made Per Game	10.1	14.1
REBOUNDS	249	233
Rebounds Per Game	35.6	33.3
Rebounds Margin	2.3	-
ASSISTS	69	89
Assists Per Game	9.9	12.7
TURNOVERS	108	101
Turnovers Per Game	15.4	14.4
Turnovers Margin	-1.0	-
Assist/Turnover Ratio	0.6	0.9
STEALS	52	44
Steals Per Game	7.4	6.3
BLOCKS	31	14
Blocks Per Game	4.4	2.0
ATTENDANCE	563	510
Dates/Avg Per Date	3-188	2-255
Neutral Site #/Avg	-	2-82

Conf	Date	Opponent	W/L	Score	Att.
	11/11/22	vs Rollins	L	83-85	75
	11/12/22	vs Florida Tech	L	72-80	89
*	11/19/22	at Alabama Huntsville	L	74-84	335
	11/22/22	SPRING HILL	W	87-84	204
*	11/26/22	WEST ALA.	L	51-81	131
*	11/28/22	at Shorter	W	74-58	175
*	12/02/22	DELTA ST.	W	74-66	228

\* = Conference game

Score by Periods	1st	2nd	Total
Auburn-Montgomery	243	272	515
Opponents	268	270	538

2022-2023 Auburn University at Montgomery Men's Basketball  
Overall Statistics (as of Dec 2, 2022)

Conference Games Only

Conf: 2-2   Home: 1-1   Away: 1-1   Neutral: 0-0

#	Player	GP-GS	MIN	AVG	FG		3PT		FT		Rebounds											
					FG-FGA	FG%	3FG-FGA	3FG%	FT-FTA	FT%	OFF	DEF	TOT	AVG	PF	DQ	A	TO	BLK	STL	PTS	AVG
03	Anderson, Travis	4-4	147	36.8	23-50	.460	12-24	.500	7-9	.778	4	10	14	3.5	6	0	6	6	0	9	65	16.3
04	Gaston, Jalen	4-4	148	37.0	23-58	.397	7-17	.412	12-18	.667	12	14	26	6.5	10	0	7	8	1	7	65	16.3
11	Graham, James	4-1	76	19.0	20-36	.556	1-2	.500	7-9	.778	6	16	22	5.5	15	0	5	4	8	3	48	12.0
02	Youngblood, Sam	4-3	128	32.0	13-33	.394	5-20	.250	3-4	.750	3	10	13	3.3	8	0	7	7	1	4	34	8.5
22	Lanzi, Joseph	4-3	108	27.0	12-21	.571	3-5	.600	1-2	.500	4	14	18	4.5	13	1	9	10	1	5	28	7.0
01	Smith, Roderick	2-0	41	20.5	4-10	.400	0-1	.000	4-5	.800	1	4	5	2.5	3	0	0	6	1	1	12	6.0
00	Tucker, Deven	4-4	83	20.8	5-12	.417	0-0	.000	2-5	.400	5	12	17	4.3	9	0	1	1	1	0	12	3.0
21	Croley, Gilbert	2-0	12	6.0	2-5	.400	1-2	.500	0-0	.000	0	2	2	1.0	0	0	1	0	0	0	5	2.5
12	Ivic, Strahinja	2-1	17	8.5	1-5	.200	1-5	.200	0-0	.000	0	3	3	1.5	2	0	0	1	0	0	3	1.5
20	Williams, Jelal	2-0	22	11.0	0-2	.000	0-0	.000	1-2	.500	1	3	4	2.0	1	0	1	5	3	1	1	0.5
15	Boozer, Zameron	3-0	16	5.3	0-2	.000	0-0	.000	0-0	.000	0	2	2	0.7	0	0	0	1	1	0	0	0.0
25	Steward Jr., Eric	1-0	2	2.0	0-0	.000	0-0	.000	0-0	.000	0	0	0	0.0	0	0	0	0	0	0	0	0.0
Total		4	800	200.0	103-234	.440	30-76	.395	37-54	.685	39	95	134	33.5	67	1	37	51	17	30	273	68.25
Opponents			800	200.0	102-231	.442	27-99	.273	58-69	.841	36	97	133	33.3	61	2	46	51	7	18	289	72.25

Team Statistics	UAM	OPP
SCORING	273	289
Points Per Game	68.3	72.3
Scoring Margin	-4.0	-
FIELD GOALS-ATT	103-234	102-231
Field Goal Pct	.440	.442
3 POINT FG-ATT	30-76	27-99
3PT FG Pct	.395	.273
3PT Made Per Game	7.5	6.8
FREE THROWS-ATT	37-54	58-69
FT Pct	.685	.841
FT Made Per Game	9.3	14.5
REBOUNDS	134	133
Rebounds Per Game	33.5	33.3
Rebounds Margin	0.2	-
ASSISTS	37	46
Assists Per Game	9.3	11.5
TURNOVERS	51	51
Turnovers Per Game	12.8	12.8
Turnovers Margin	0.0	-
Assist/Turnover Ratio	0.7	0.9
STEALS	30	18
Steals Per Game	7.5	4.5
BLOCKS	17	7
Blocks Per Game	4.3	1.8
ATTENDANCE	359	510
Dates-Avg Per Date	2-180	2-255
Neutral Site #-Avg	-	0-0

Date	Opponent	W/L	Score	Att.
11/19/22	at Alabama Huntsville	L	74-84	335
11/26/22	WEST ALA.	L	51-81	131
11/28/22	at Shorter	W	74-58	175
12/02/22	DELTA ST.	W	74-66	228

Score by Periods	1st	2nd	Total
Auburn-Montgomery	131	142	273
Opponents	145	144	289



2022-2023 Mississippi College Men's Basketball  
Overall Statistics (as of Dec 2, 2022)

Overall Record: 6-2    Conf: 3-2    Home: 2-0    Away: 1-2    Neutral: 3-0

#	Player	GP-GS	MIN	AVG	FG		3PT		FT		Rebounds				PF	DQ	A	TO	BLK	STL	PTS	AVG
					FG-FGA	FG%	3FG-FGA	3FG%	FT-FTA	FT%	OFF	DEF	TOT	AVG								
03	Thompson, Tradavis	8-8	272	34.0	49-104	.471	21-42	.500	14-16	.875	8	22	30	3.8	18	0	21	12	0	7	133	16.6
15	Smith, Galen	8-8	198	24.8	47-74	.635	1-1	1.000	31-37	.838	23	31	54	6.8	18	1	17	11	5	5	126	15.8
23	Reid, Justin	8-5	146	18.3	33-50	.660	0-0	.000	22-31	.710	14	20	34	4.3	12	0	5	7	2	8	88	11.0
01	Miller, Miles	8-8	271	33.9	27-58	.466	9-23	.391	13-15	.867	7	35	42	5.3	16	0	60	23	0	13	76	9.5
05	Smith, Paul	5-0	50	10.0	18-25	.720	0-0	.000	1-4	.250	6	7	13	2.6	13	0	2	5	1	0	37	7.4
14	Gross, Ankerion	8-3	140	17.5	17-44	.386	14-37	.378	2-2	1.000	3	19	22	2.8	5	0	6	6	1	2	50	6.3
04	Williams, Blayton	7-2	126	18.0	18-35	.514	5-11	.455	2-5	.400	7	10	17	2.4	6	0	10	8	0	6	43	6.1
10	Ratliff Jr., Anthony	5-0	83	16.6	12-29	.414	1-5	.200	2-5	.400	6	15	21	4.2	10	0	1	5	3	1	27	5.4
20	Clark, Darrius	6-2	85	14.2	9-22	.409	4-11	.364	5-5	1.000	1	6	7	1.2	10	0	1	5	0	2	27	4.5
24	McCrary, Bee	8-0	108	13.5	14-25	.560	0-1	.000	7-11	.636	1	11	12	1.5	9	0	14	8	0	7	35	4.4
00	Franklin, James	6-4	83	13.8	8-17	.471	4-9	.444	2-5	.400	1	6	7	1.2	7	0	2	1	1	1	22	3.7
02	Johnson, Calvin	4-0	28	7.0	4-14	.286	1-9	.111	0-0	.000	1	2	3	0.8	1	0	2	3	0	2	9	2.3
32	Land, Judah	4-0	23	5.8	2-6	.333	0-0	.000	2-2	1.000	1	6	7	1.8	2	0	0	1	0	0	6	1.5
13	Bates III, Trey	5-0	22	4.4	2-6	.333	0-1	.000	2-4	.500	0	1	1	0.2	4	0	3	3	0	1	6	1.2
12	Thurman, Tanner	2-0	15	7.5	0-4	.000	0-4	.000	0-0	.000	0	1	1	0.5	4	0	0	1	0	1	0	0.0
Total		8	1650	206.3	260-513	.507	60-154	.390	105-142	.739	85	209	294	36.8	135	1	144	107	13	56	685	85.63
Opponents			1650	206.3	196-459	.427	61-165	.370	109-158	.690	80	187	267	33.4	135	6	93	134	23	45	562	70.25

Team Statistics	Miss	OPP
SCORING	685	562
Points Per Game	85.6	70.3
Scoring Margin	15.3	-
FIELD GOALS-ATT	260-513	196-459
Field Goal Pct	.507	.427
3 POINT FG-ATT	60-154	61-165
3PT FG Pct	.390	.370
3PT Made Per Game	7.5	7.6
FREE THROWS-ATT	105-142	109-158
FT Pct	.739	.690
FT Made Per Game	13.1	13.6
REBOUNDS	294	267
Rebounds Per Game	36.8	33.4
Rebounds Margin	3.4	-
ASSISTS	144	93
Assists Per Game	18.0	11.6
TURNOVERS	107	134
Turnovers Per Game	13.4	16.8
Turnovers Margin	3.4	-
Assist/Turnover Ratio	1.3	0.7
STEALS	56	45
Steals Per Game	7.0	5.6
BLOCKS	13	23
Blocks Per Game	1.6	2.9
ATTENDANCE	684	910
Dates/Avg Per Date	3-228	3-303
Neutral Site #/Avg	-	2-213

Conf	Date	Opponent	W/L	Score	Att.
	11/11/22	vs Albany St. (GA)	W	80-50	215
	11/13/22	vs Central St. (OH)	W	90-68	210
*	11/17/22	at Union (TN)	L	69-74	170
*	11/19/22	at Christian Brothers	W	82-71	317
	11/22/22	SOUTHEASTERN BAPT.	W	98-50	227
*	11/26/22	WEST FLORIDA	W	88-68	212
*	11/28/22	VALDOSTA ST.	W (2 OT)	106-101	245
*	12/02/22	at Montevallo	L	72-80	423

\* = Conference game

Score by Periods	1st	2nd	OT	OT2	Total
Mississippi Col.	341	320	10	14	685
Opponents	267	276	10	9	562

# 2022-2023 Mississippi College Men's Basketball Overall Statistics (as of Dec 2, 2022)

## Conference Games Only

Conf: 3-2 Home: 1-0 Away: 1-2 Neutral: 1-0

#	Player	GP-GS	MIN	AVG	FG		3PT		FT		Rebounds				PF	DQ	A	TO	BLK	STL	PTS	AVG
					FG-FGA	FG%	3FG-FGA	3FG%	FT-FTA	FT%	OFF	DEF	TOT	AVG								
03	Thompson, Tradavis	5-5	192	38.4	31-69	.449	15-29	.517	9-11	.818	5	15	20	4.0	11	0	12	9	0	2	86	17.2
15	Smith, Galen	5-5	130	26.0	27-48	.563	1-1	1.000	25-30	.833	13	16	29	5.8	14	1	9	10	3	2	80	16.0
01	Miller, Miles	5-5	199	39.8	21-44	.477	7-18	.389	9-9	1.000	5	24	29	5.8	10	0	46	15	0	8	58	11.6
23	Reid, Justin	5-4	95	19.0	22-33	.667	0-0	.000	12-18	.667	7	8	15	3.0	6	0	3	6	2	6	56	11.2
05	Smith, Paul	3-0	30	10.0	14-18	.778	0-0	.000	1-3	.333	3	2	5	1.7	9	0	1	3	0	0	29	9.7
14	Gross, Ankerion	5-1	87	17.4	9-22	.409	8-21	.381	2-2	1.000	1	12	13	2.6	5	0	3	2	0	0	28	5.6
10	Ratliff Jr., Anthony	4-0	68	17.0	10-21	.476	1-5	.200	1-3	.333	2	12	14	3.5	9	0	0	5	3	0	22	5.5
24	McCrary, Bee	5-0	58	11.6	9-15	.600	0-0	.000	6-10	.600	0	8	8	1.6	4	0	7	4	0	6	24	4.8
20	Clark, Darrius	3-0	45	15.0	4-6	.667	2-4	.500	2-2	1.000	1	2	3	1.0	5	0	1	3	0	0	12	4.0
04	Williams, Blayton	4-2	66	16.5	4-16	.250	2-4	.500	0-1	.000	6	3	9	2.3	2	0	4	4	0	3	10	2.5
00	Franklin, James	4-3	61	15.3	3-10	.300	1-5	.200	2-5	.400	0	3	3	0.8	6	0	1	1	1	0	9	2.3
13	Bates III, Trey	2-0	9	4.5	1-5	.200	0-1	.000	1-2	.500	0	1	1	0.5	1	0	0	0	0	0	3	1.5
02	Johnson, Calvin	1-0	6	6.0	0-0	.000	0-0	.000	0-0	.000	0	0	0	0.0	1	0	0	1	0	1	0	0.0
32	Land, Judah	1-0	4	4.0	0-0	.000	0-0	.000	0-0	.000	0	0	0	0.0	1	0	0	0	0	0	0	0.0
<b>Total</b>		<b>5</b>	<b>1050</b>	<b>210.0</b>	<b>155-307</b>	<b>.505</b>	<b>37-88</b>	<b>.420</b>	<b>70-96</b>	<b>.729</b>	<b>46</b>	<b>122</b>	<b>168</b>	<b>33.6</b>	<b>84</b>	<b>1</b>	<b>87</b>	<b>66</b>	<b>9</b>	<b>28</b>	<b>417</b>	<b>83.40</b>
<b>Opponents</b>			<b>1050</b>	<b>210.0</b>	<b>139-300</b>	<b>.463</b>	<b>48-123</b>	<b>.390</b>	<b>68-94</b>	<b>.723</b>	<b>52</b>	<b>121</b>	<b>173</b>	<b>34.6</b>	<b>90</b>	<b>6</b>	<b>73</b>	<b>75</b>	<b>17</b>	<b>27</b>	<b>394</b>	<b>78.80</b>

Team Statistics	Miss	OPP	Date	Opponent	W/L	Score	Att.
SCORING	417	394	11/17/22	at Union (TN)	L	69-74	170
Points Per Game	83.4	78.8	11/19/22	at Christian Brothers	W	82-71	317
Scoring Margin	4.6	-	11/26/22	WEST FLORIDA	W	88-68	212
FIELD GOALS-ATT	155-307	139-300	11/28/22	VALDOSTA ST.	W (2 OT)	106-101	245
Field Goal Pct	.505	.463	12/02/22	at Montevallo	L	72-80	423
3 POINT FG-ATT	37-88	48-123					
3PT FG Pct	.420	.390					
3PT Made Per Game	7.4	9.6					
FREE THROWS-ATT	70-96	68-94					
FT Pct	.729	.723					
FT Made Per Game	14.0	13.6					
REBOUNDS	168	173					
Rebounds Per Game	33.6	34.6					
Rebounds Margin	-1.0	-					
ASSISTS	87	73					
Assists Per Game	17.4	14.6					
TURNOVERS	66	75					
Turnovers Per Game	13.2	15.0					
Turnovers Margin	1.8	-					
Assist/Turnover Ratio	1.3	1.0					
STEALS	28	27					
Steals Per Game	5.6	5.4					
BLOCKS	9	17					
Blocks Per Game	1.8	3.4					
ATTENDANCE	457	910					
Dates-Avg Per Date	2-229	3-303					
Neutral Site #-Avg	-	0-0					

Score by Periods	1st	2nd	OT	OT2	Total
Mississippi Col.	196	197	10	14	417
Opponents	188	187	10	9	394