



AUBURN UNIVERSITY AT MONTGOMERY BASKETBALL

2022-2023 AUM MEN'S BASKETBALL GAME NOTES | 35 POSTSEASON APPEARANCES | 12 NATIONAL TOURNAMENT APPEARANCES | 17 ALL-AMERICANS

AUBURN MONTGOMERY

4-6
OVERALL

3-4
GSC

NR/NR
NABC TOP 25 / D2SIDA TOP 25

MICHAEL CHEANEY
HEAD COACH

162-191
OVERALL

13th
SEASON

AT

CHRISTIAN BROTHERS

1-8
OVERALL

1-5
GSC

NR/NR
NABC TOP 25 / D2SIDA TOP 25

JOHN REILLY
HEAD COACH

499-359
OVERALL

30th
SEASON

STARTING LINEUP: WARHAWKS, WOLVES SET FOR SUNDAY AFTERNOON FEATURE

➔ GAME INFORMATION:

GM NO. 11: Auburn Montgomery at Christian Brothers University | **Venue:** Canale Arena | **City:** Memphis, Tenn. | **Tipoff:** Dec. 16, 7 PM
TV: CBU Bucs Sports Network | **Live Stats:** CBUBucs.com | **Social Media:** @AUMWarhawksMBB

➔ WEST GEORGIA SPOILS WARHAWKS' LATE COMEBACK ATTEMPT:

The Auburn University at Montgomery men's basketball team fought back from a 15-point deficit to give themselves a late game-tying look, but a three-point attempt from the right corner fell off the basket as West Georgia held on for a 63-60 win over the Warhawks. Sophomore guard Gilbert Croley tallied a new career-high with 16 points to go along with four rebounds and four assists. Forward James Graham added 13 points, 10 rebounds, and five blocks, and Sam Youngblood tallied 11 points for AUM.


➔ CLEANING UP THE BOARDS:

The Warhawks are averaging 36.6 rebounds per game, which ranks third in the GSC, and James Graham leads the way with 7.2 rebounds per game. Graham ranked second in the GSC last season at 7.1 rebounds per game, and ranks seventh this season. He tallied 11 rebounds against Rollins, a season-high 14 against Florida Tech, and added 10 against West Georgia. Roderick Smith ranks second on the team averaging 5.3 rebounds, and Jalen Gaston ranks third on the team averaging 5.2 rebounds. Point guard Travis Anderson ranks fourth on the team with 4.2 boards per game.


➔ SCOUTING THE BUCS:

CBU Bucs head coach John Reilly is one win away from notching 500 career victories and will look to achieve the career mark on Friday night against the Warhawks. The Bucs are led by Western Carolina transfer guard Madison Monroe, who scores 13.0 points per game and grabs 5.9 rebounds per game. Nick Deifel is the only other Buccaneer in double figures at 10.1 points per game, and he also adds a team-leading 6.0 rebounds per contest. CBU ranks fourth in the GSC in rebounding (36.2 per game) and ranks second in the league in offensive rebounds at 12.7 per game, just ahead of the Warhawks, who average 12.6 offensive boards per night. Point guard Aiden Rusthsatz also ranks 12th in the GSC in assists at 3.0 per game.

PROBABLE STARTING LINEUP:



DEVEN TUCKER
Sr. • F • 6-5 • 190



SAM YOUNGBLOOD
So. • G • 6-4 • 195



TRAVIS ANDERSON
Jr. • G • 6-0 • 175



JALEN GASTON
Sr. • G • 6-2 • 175



JOSEPH LANZ
Jr. • G • 6-5 • 195

▶ 2022-2023 SCHEDULE & RESULTS

OVERALL RECORD:	4-6
GSC:	3-4
NON-CONFERENCE:	1-2
HOME AWAY NEUTRAL:	3-2 1-2 0-2

NOVEMBER (2-4)

3	Jacksonville State (Exhibition)	L, 101-93
11	vs. RV Rollins College*	L, 85-83
12	vs. Florida Tech*	L, 80-72
19	#24 University of Alabama Huntsville*	L, 84-74
22	Spring Hill College	W, 87-84
26	RV University of West Alabama*	L, 81-51
28	at Shorter University*	W, 74-58

DECEMBER (2-1)

2	Delta State University*	W, 74-66
4	Mississippi College*	W, 79-74
9	at Lee University*	L, 85-60
11	University of West Georgia*	L, 63-60
16	at Christian Brothers University*	7 PM
18	at Union University*	4 PM
29	at Georgia College	3 PM
31	Valdosta State University*	4 PM

JANUARY (0-0)

2	University of West Florida*	3 PM
7	at University of Montevallo*	4 PM
14	University of Alabama Huntsville*	4 PM
18	at University of West Alabama*	7 PM
21	Shorter University*	4 PM
26	at Mississippi College*	7:30 PM
28	at Delta State University*	4 PM

FEBRUARY (0-0)

1	at University of West Georgia*	6:30 PM
4	Lee University*	4 PM
9	Union University*	8 PM
11	Christian Brothers University*	4 PM
16	at University of West Florida*	7:30 PM
18	at Valdosta State University*	3 PM
25	University of Montevallo*	4 PM
28	GSC Tournament Super Tuesday	TBA

MARCH-APRIL | POSTSEASON

4 & 5	GSC Final Four!	TBA
11-14	NCAA South Regional*	TBA
21-25	NCAA Elite Eight*	TBA
3-25	NCAA National Championship	TBA

* - GSC Games | 1 - South Region Tip-Off Challenge in Columbia, S.C.

1 - GSC Semifinals & Finals Played at Pete Hanna Center in Birmingham, Ala.

*NCAA South Regional Games Played at Host Campus Site TBA | *NCAA Elite Eight Games Played at TBA

ALL TIMES CENTRAL



NEWS & NOTES:

➔ RETURNING WARHAWKS:

The Warhawks return 10 players from last season's squad that went 12-16 and 9-11 in the GSC. AUM finished in a tie for eighth place in the GSC standings last year but lost out on a playoff birth in a tiebreaker scenario. AUM's top returning scorer is James Graham, who ranked 22nd in the GSC last season averaging 12.5 points per game. He also ranked second in the league in rebounding at 7.7 rebounds per contest. AUM also returns the team's top three shot blockers from last season's squad that finished first in all of NCAA Division II in blocks (174) and blocks per game (6.2). Graham (2.1) ranked first in the GSC in blocks, Roderick Smith (1.6) finished second, and Jelal Williams (1.2) finished fifth in the league in the category. Deven Tucker, Sam Youngblood, Tysen Banks, Jaxon Hunter, Strahinja Ivic, Zameron Boozer, and Gilbert Croley also all return for the Warhawks.

➔ ANDERSON NAMED A TOP NEWCOMER TO WATCH IN GSC:

Auburn University at Montgomery guard Travis Anderson was named to the Gulf South Conference Newcomer Watch List in the preseason. Anderson, a junior from Atlanta, Ga., is a transfer from Charleston Southern University. He was a Big South All-Freshman team member in 2019-2020 after averaging 8.9 points per game and led all Big South bench players in scoring average. He played 45 games for the Buccaneers and played 16.7 minutes per night.

➔ GULF SOUTH CONFERENCE PRESEASON POLL:

AUM was picked to finish 10th in this season's preseason coaches' poll. Defending Gulf South Conference tournament champion the University of Alabama in Huntsville was picked to win the league. They were followed by tournament runner-up, Lee. Valdosta State was picked to finish third in the league, West Alabama (104) was picked fourth, and Union (103) was picked fifth.

➔ CHASING 800:

The Warhawks own a 796-614 record all-time as a program. AUM, who began competing as an NAIA institution in the 1975-76 season, started the school's transition to NCAA Division II in 2016-17 when they competed as an NCAA independent. The Warhawks began playing a Gulf South Conference schedule in 2017-2018. AUM needs four more wins to reach 800 program wins.

➔ NEWCOMER SCORING INFUSION:

The Warhawks have relied heavily on an infusion of scoring by new players on the roster this season. Newcomers this season account for 50.5 percent of AUM's scoring, or 356 of 714 points. The team's leading scorer, at 14.8 points per game, is guard Jalen Gaston. Travis Anderson is second on the squad at 14.3 points per game. Transfer wing Joe Lanzi is also sixth on the team in scoring at 7.9 points per contest for the Warhawks.

➔ MONTGOMERY BLOCK PARTY:

AUM blocked 13 shot attempts against the University of West Alabama earlier this season, setting a new school record along the way. The previous record had been 11 blocks in a game, which the Warhawks did twice (in 2021 against Southeastern Baptist, and in 1997 against LaGrange). For the season, the Warhawks have blocked 28 shots as a team in five games, averaging 5.6 blocks per game. That number ranks first in the Gulf South Conference. James Graham leads the team and the league this season with 16 blocks (3.2 per game). AUM's top three shot blockers from last season are still on the roster, as Graham averaged 2.1 blocks to rank first in the league. The Warhawks totaled 174 blocks, or 6.2 per game. Roderick Smith (1.6) finished second in the GSC last season, and Jelal Williams (1.2) finished fifth.

➔ GASTON LEADING IN THE SCORING COLUMN:

Newcomer Jalen Gaston leads the way for the AUM offense at 14.8 points per game. Gaston has posted double-figures eight times this year, including 27 points in the season opener against Rollins. Gaston tallied 16 points and 10 rebounds in AUM's conference opener, added 12 points against Spring Hill, and scored 20 points in AUM's loss against West Alabama. Gaston is averaging 14.8 points, 5.2 rebounds, 2.0 assists, and 1.3 steals per game in 34.8 minutes per game through the team's first 10 games.

➔ **GSC LEADERS:** Newcomer guard Joseph Lanzi is fifth in the GSC in three-point percentage at 44 percent (11-for-25). James Graham leads the GSC in blocks with 19, averaging 2.1 blocks per game, and is seventh in the league in rebounding at 6.9 rebounds per game. Gaston is tied for fifth in steals per game at 1.4 and ranks fourth in minutes played (34.9 per night). Travis Anderson ranks second in the GSC in minutes played (36.0). The Warhawks rank third in the GSC in blocks per game (4.0), but also rank league-worst in the turnovers column with 16.1 per game.

➔ THE MICHAEL CHEANEY FILE:

The Warhawks' head men's basketball coach, Michael Cheaney, enters his 9th season at the helm of Auburn Montgomery and 13th overall as a collegiate head coach. Cheaney, a coaching veteran with more than 20 years of experience at the NCAA Division I, II, III and NAIA levels, took over the helm of AUM after spending four seasons as head coach at Voorhees College in Denmark, S.C.

Last season, AUM posted a record of 12-16 in 2021-22, highlighted by senior guard Isaiah Hart being named to the All-GSC second team. Hart finished third in the conference in points per game (18.2) and led the GSC with 114 assists. Senior guard Jeremiah Bozeman was named to the GSC All-Academic Team and the CoSIDA Academic All-District Team for his efforts both on the court and in the classroom. The Warhawks led all of NCAA Division II with 174 total blocked shots and 6.2 blocks per game. Junior forward James Graham led the GSC with 58 blocks while Roderick Smith ranked second with 42 and Jelal Williams ranked fifth with 30. Hart took home GSC player of the week honors twice over the course of the season while Bozeman and Graham were also named conference player of the week in 2021-22.

Prior to joining the coaching ranks, Cheaney was a standout student-athlete at Kentucky Wesleyan University. During his playing career, Cheaney earned the Senior Award as the Panthers' outstanding athlete and set the school record for field goal percentage, which he still owns today. He was also named the team's Most Improved Player. He still owns that Cheaney earned his bachelor's degree in criminal justice from Kentucky Wesleyan in 1996. He went on to earn a master's in sports management from Indiana State University.



▶ HOW THEY COMPARE



TALE OF THE TEAMS CATEGORY



71.4	POINTS PER GAME	65.1
43.3	FIELD GOAL PERCENTAGE	44.8
35.0	3-PT FIELD GOAL PERCENTAGE	36.1
77.8	FREE THROW PERCENTAGE	59.2
36.6	REBOUNDS PER GAME	36.2
9.2	ASSISTS PER GAME	14.4
16.5	TURNOVERS PER GAME	15.6
-2.5	TURNOVER MARGIN	-4.6
0.6	ASSIST-TURNOVER RATIO	0.9
14.3	POINTS OFF TURNOVERS	9.9
6.9	STEALS PER GAME	5.1
4.3	BLOCKS PER GAME	2.0

▶ ALL-TIME SERIES HISTORY

DATE	SCORE	H/A/N
12.2018	W, 77-68	A
2.17.2018	L, 83-61	H
12.15.2018	L, 107-87	A
2.20.2020	W, 66-64	H
1.6.2022	W, 83-81 (3OT)	A
1.27.2022	L, 54-47	H

Overall Series Record: Series is tied 3-3

Series Streak: AUM L1

AUM Home Record: 1-2


AUM Road Record: 2-1

AUM Neutral Site Record: -

AUM OT Record: 1-0


0
DEVEN TUCKER
Sr. • F • 6-5 • 190


1
RODERICK SMITH
Sr. • F • 6-8 • 240



2
SAM YOUNGBLOOD
So. • G • 6-4 • 195


3
TRAVIS ANDERSON
Jr. • G • 6-0 • 175



4
JALEN GASTON
Sr. • G • 6-2 • 175


5
TYSEN BANKS
Jr. • G • 6-0 • 185


10
JAXSON HUNTER
Sr. • G • 6-2 • 220


11
JAMES GRAHAM
Sr. • F • 6-7 • 225


12
STRAHINJA IVIC
Sr. • F • 6-7 • 215


14
JAUQUAN TYUS
Jr. • F • 6-6 • 225


15
ZAMERON BOOZER
Jr. • F • 6-8 • 240


20
JELAL WILLIAMS
R-Jr. • F • 6-9 • 185



21
GILBERT CROLEY
So. • G • 6-3 • 170


22
JOSEPH LANZI
Jr. • G • 6-5 • 195


25
ERIC STEWARD JR.
Fr. • G • 6-2 • 185


HC
MICHAEL CHEANEY
Head Coach


AC
BAILEY MCEWEN
Assistant Coach


AT
BRIELLE RINGLE
Athletic Training

QUICK FACTS • INFORMATION

Location	Montgomery, Ala., 36124
Founded	1967
Enrollment	5,211
Nickname	Warhawks
Colors	Orange and Black
National Affiliation	NCAA Division II
Conference	Gulf South Conference
President	Dr. Carl. Stockton
Athletic Director	Erik Maas
Senior Women's Administrator	Amber Rae Childers
FAR:	John Aho
Stadium (Capacity)	AUM Athletics Complex (2,650)

COACHING STAFF

Head Coach	Michael Cheaney
Alma Mater/Yr	Kentucky Wesleyan/1996
Record at AUM/Yrs	90-136/9th
Overall Record/Yrs	162-191/13th
Assistant Coach	Bailey McEwen/4th
Alma Mater/Yr	Southern Indiana/2017

TEAM INFORMATION

2021-22 Record	12-16
Gulf South Conference Record	9-11
Regular Season	Tied for 8th
GSC Tournament	N/A
Final 2021-22 National Ranking	NR
Starters Returning/Lost (2021-22)	3/2
Letterwinners Returning/Lost (2021-22)	10/3

BASKETBALL HISTORY

First Year of Basketball	1975
All-time Record:	796-614
All-time GSC Record:	34-70
NCAA Appearances/Record	N/A
Last Appearance	N/A
Place:	N/A
Result:	N/A
Location:	N/A

EXTERNAL RELATIONS | ATHLETIC COMMUNICATIONS

The Auburn University at Montgomery **Sports Information Office** provides public relations to members of the media. Game day services include statistics, photography (when available), video clips (when available), and post-game access to coaches and student-athletes. The Sports Information office is located on the first floor of the AUM Athletics Complex in office suite 104.

Primary Contact **Cody Clark**
E-Mail: cclark26@aum.edu | Cell: (843) 610-6007
Secondary Contact **Mark Gilliam**
E-Mail: mgilliam@aum.edu | Cell: (205) 399-3114

2022-2023 AUBURN UNIVERSITY AT MONTGOMERY NUMERICAL ROSTER

#	NAME	POS	HT	WT	CLASS	HOMETOWN / PREVIOUS SCHOOL
0	Deven Tucker	F	6-5	190	Sr.	Birmingham, Ala. / Helena HS
1	Roderick Smith	F	6-8	240	Sr.	Cyrstal Springs, Miss. / Western Illinois
2	Sam Youngblood	G	6-4	195	So.	McCalla, Ala. / McAdory HS
3	Travis Anderson	G	6-0	175	Jr.	Atlanta, Ga. / Charleston Southern
4	Jalen Gaston	G	6-2	175	Sr.	Montgomery, Ala. / Enterprise State CC
5	Tysen Banks	G	6-0	185	Jr.	Memphis, Tenn. / Kilgore College
10	Jaxson Hunter	G	6-2	220	Sr.	Trussville, Ala. / Hewitt-Trussville HS
11	James Graham	F	6-7	225	Sr.	Maywood, Ill. / Cuyahoga CC
12	Strahinja Ivic	F	6-7	215	Sr.	Belgrade, Serbia / Garrett College
14	JaQuan Tyus	F/C	6-6	225	Jr.	Memphis, Tenn. / Shawnee CC
15	Zameron Boozer	F/C	6-8	240	So.	Lanett, Ala. / Jacksonville Univ.
20	Jelal Williams	F	6-9	185	R-Jr.	Dallas, Ga. / UNC Pembroke
21	Gilbert Croley	G	6-3	170	So.	Atlanta, Ga. / East Coweta HS
22	Jospeh Lanzi	G	6-5	195	Jr.	Chelseas, Ala. / Univ. of Charleston
25	Eric Steward Jr.	G	6-2	185	Fr.	Memphis, Tenn. / Douglass HS

Head Coach: Michael Cheaney (13th season - 9th at AUM)

Assistant Coach: Bailey McEwen (4th)

Athletic Training: Brielle Ringle (4th)

Sports Information: Cody Clark (3rd - 1st at AUM)



GULF SOUTH CONFERENCE STANDINGS

SCHOOL	CONF	CPCT.	OVERALL	PCT.	HOME	AWAY	NEUTRAL	STREAK
WEST GEORGIA	6-0	1.000	6-1	.857	3-0	3-1	0-0	W6
UNION	5-1	.833	6-4	.600	2-3	3-1	1-0	W3
WEST ALABAMA	5-2	.714	9-2	.818	5-2	4-0	0-0	W3
ALABAMA HUNTSVILLE	5-2	.714	9-3	.750	6-0	2-2	1-1	L1
LEE	5-2	.714	5-2	.714	2-0	3-2	0-0	W3
VALDOSTA STATE	4-3	.571	7-5	.583	4-2	1-1	2-2	W1
MISSISSIPPI COLLEGE	4-4	.500	7-4	.636	4-1	1-3	2-0	W1
MONTEVALLO	3-4	.429	5-6	.455	3-2	1-3	1-1	W2
AUBURN MONTGOMERY	3-4	.429	4-6	.400	3-2	1-2	0-2	L2
WEST FLORIDA	2-5	.286	5-5	.500	4-3	1-2	0-0	W1
CHRISTIAN BROTHERS	1-5	.167	1-8	.111	1-4	0-4	0-0	L7
SHORTER	1-6	.143	3-8	.273	2-3	1-3	0-2	L5
DELTA STATE	1-7	.125	1-9	.100	0-5	1-4	0-0	L2

GULF SOUTH CONFERENCE WEEKLY HONORS

PLAYER OF THE WEEK

Nov. 8	Chaney Johnson, Alabama Huntsville
Nov. 15	Chaney Johnson, Alabama Huntsville
Nov. 22	Chaney Johnson, Alabama Huntsville
Nov. 29	Braxton Bertollette, UM
Dec. 6	Travis Anderson, AUM
Dec. 13	Tradavis Thompson, Mississippi College
Dec. 20	
Jan. 3	
Jan. 10	
Jan. 17	
Jan. 24	
Jan. 31	
Feb. 4	
Feb. 14	
Feb. 21	
Feb. 27	

FRESHMAN OF THE WEEK

Nov. 8	N/A
Nov. 15	MJ Jones, Montevallo
Nov. 22	MJ Jones, Montevallo
Nov. 29	MJ Jones, Montevallo
Dec. 6	MJ Jones, Montevallo
Dec. 13	Ivan Prug, Union
Dec. 20	
Jan. 3	
Jan. 10	
Jan. 17	
Jan. 24	
Jan. 31	
Feb. 4	
Feb. 14	
Feb. 21	
Feb. 27	



NATIONAL ASSOCIATION OF BASKETBALL COACHES TOP 25 POLL | DEC. 11, 2022

RNK	SCHOOL	RECORD	POINTS	PREV
1	NORTHWEST MISSOURI ST (14)	10-0	397	1
2	INDIANA (PA)	8-0	377	2
3	NOVA SOUTHEASTERN (1)	8-0	367	3
4	WEST LIBERTY	9-0	343	4
5	BLACK HILLS STATE (1)	10-0	342	5
6	HILLSDALE	10-0	325	7
7	MISSOURI-ST. LOUIS	9-0	296	11
8	LINCOLN MEMORIAL	9-1	274	10
9	FORT LEWIS	10-0	273	12
10	COLORADO SCHOOL OF MINES	9-1	233	8
11	CENTRAL OKLAHOMA	8-1	225	6
12	AUGUSTA	7-1	215	13
13	VIRGINIA UNION	8-1	198	14
14	MINNESOTA STATE	10-1	185	9
15	CAL STATE SAN BERNARDINO	6-1	168	15
16	FLORIDA SOUTHERN	8-1	159	18
17	UNC PEMBROKE	9-1	148	17
18	BENTLEY	8-1	125	20
19	TEXAS-TYLER	6-0	117	22
20	WEST VIRGINIA STATE	8-1	72	21
21	DOMINICAN	9-1	57	23
22	EMPORIA STATE	8-1	53	16
23	ST. THOMAS AQUINAS	9-1	47	25
24	WEST TEXAS A&M	6-2	43	24
25	EAST STROUDSBURG	8-0	42	NR

OTHERS RECEIVING VOTES:

YOUNG HARRIS (GA.) 37, MINNESOTA DULUTH 19, CLAFLIN (S.C.) 18, SAINT MARTIN'S (WASH.) 13, WEST GEORGIA 8, TUSCULUM (TENN.) 4, ANGELO STATE (TEXAS) 2, CAL POLY POMONA 1, WISCONSIN-PARKSIDE 1

DROPPED OUT: FAIRMONT STATE (19)



WARHAWKS BY THE NUMBERS

796

wins that the AUM Warhawks men's basketball program has amassed since its debut season in 1975-1976. AUM has posted an all-time record of 796-614, which translates to a .564 winning percentage. AUM needs just four more wins to register program win No. 800 this season.

36.6

rebounds per game that the Warhawks average this year. AUM ranks third in the GSC in per-game rebounding.

They are also third in the league in offensive rebounds, averaging 12.6 offensive boards per game.

13

blocks AUM tallied on Nov. 26 against the University of West Alabama to set a new school record. The 13 blocks is also tied for 6th all-time in GSC history in a single game. The Warhawks got six blocks from James Graham to lead the way, while Jelal Williams registered three blocks. Deven Tucker, Sam Youngblood, Jalen Gaston, and Zameron Boozer each posted one block in the contest.

4

more victories needed by the Auburn University at Montgomery Warhawks men's basketball program to reach 800 all-time. AUM began play in the 1975-1976 season.

4.3

blocks per game AUM averages this season. The Warhawks rank second in the Gulf South Conference in blocks this year (43). AUM is fresh off a campaign last season in which they led all of NCAA Division II in blocks with 6.2 blocks per game in 28 games played.





GAME-BY-GAME TEAM COMPARISONS

Opponent	W/L	FGM-FGA	PCT.	3PM-3PA	PCT.	FTM-FTA	PCT.	OReb	DReb	TotReb	PF	AST	TO	BLK	STL	1stH	2ndH	OT	PTS
AUBURN MONTGOMERY	L	32-62	51.6%	11-22	50%	8-10	80%	11	22	33	18	15	20	4	9	40	43	-	83
Rollins College		32-61	52.5%	12-15	80%	9-13	69.2%	9	20	29	10	18	17	1	7	45	40	-	85
AUBURN MONTGOMERY	L	25-59	42.4%	5-18	27.8%	17-23	73.9%	17	27	44	16	6	18	6	1	31	41	-	72
Florida Tech		28-66	42.4%	10-25	40%	14-19	73.7%	12	21	33	16	14	8	3	12	42	38	-	80
AUBURN MONTGOMERY	L	26-66	39.4%	10-26	38.5%	12-18	66.7%	12	33	45	22	12	14	1	5	39	35	-	74
at #24 Alabama Huntsville		26-61	42.6%	9-38	23.7%	23-27	85.2%	5	33	38	17	13	7	2	7	38	46	-	84
Spring Hill College		28-59	47.5%	10-24	41.7%	18-19	94.7%	10	28	38	18	11	25	3	7	36	48	-	84
vs. AUBURN MONTGOMERY	W	34-77	44.2%	10-27	37%	9-11	81.8%	17	21	38	15	11	19	4	12	41	46	-	87
RV West Alabama		29-61	47.5%	1-10	10%	22-27	82%	17	24	41	22	10	17	0	5	44	37	-	81
vs. AUBURN MONTGOMERY	L	19-49	39%	2-11	18%	11-20	55%	8	15	23	22	7	21	13	10	18	33	-	51
AUBURN MONTGOMERY	W	29-63	46%	6-17	35.3%	10-12	83.3%	11	26	37	13	10	5	2	8	36	38	-	74
at Shorter		22-55	40%	7-22	31.8%	7-9	78%	6	21	27	12	13	13	4	0	28	30	-	58
Delta State		25-54	46.3%	10-29	34.5%	6-6	100%	8	19	27	10	10	14	1	6	35	31	-	66
vs. AUBURN MONTGOMERY	W	29-56	51.8%	12-22	54.5%	4-4	100%	8	21	29	10	8	11	1	7	38	36	-	74
Mississippi College		28-56	50%	0-10	0%	18-24	75%	9	19	28	20	12	13	0	3	39	35	-	74
vs. AUBURN MONTGOMERY	W	24-54	44.4%	6-21	28.6%	25-29	86.2%	13	22	35	18	4	14	2	5	35	44	-	79
AUBURN MONTGOMERY	L	23-65	35.4%	4-17	23.5%	10-11	91%	13	22	35	19	12	23	3	9	27	33	-	60
at Lee		30-62	48.4%	6-20	30%	19-23	82.6%	11	27	38	14	19	16	7	11	35	50	-	85
RV West Georgia		22-62	35.5%	5-20	25%	14-17	82.4%	10	22	32	11	4	10	1	9	37	26	-	63
vs. AUBURN MONTGOMERY	L	25-63	39.7%	4-19	21.1%	6-6	100%	16	31	47	14	7	20	7	3	27	33	-	60



WARHAWKS POINTS-REBOUNDS-ASSISTS

	#0	#1	#2	#3	#4	#10	#11	#12	#15	#20	#21	#22	#25
OPPONENT	TUCKER	SMITH	YOUNGBLOOD	ANDERSON	GASTON	HUNTER	GRAHAM	IVIC	BOOZER	WILLIAMS	CROLEY	LANZI	STEWART JR.
vs. Rollins College	5-1-0	10-5-2	DNP	6-2-2	27-4-3	DNP	2-11-3	3-0-1	DNP	0-0-1	7-2-0	23-5-3	DNP
vs. Florida Tech	4-3-1	13-9-0	DNP	16-6-2	4-2-3	DNP	17-14-0	6-3-0	2-2-0	0-0-0	0-1-0	10-1-0	DNP
at #24 Ala. Huntsville*	0-3-1	8-2-0	8-3-2	18-8-2	16-10-4	DNP	11-7-1	3-3-0	0-0-0	1-2-0	0-2-0	9-2-2	0-0-0
Spring Hill	6-5-0	DNP	17-7-2	8-7-2	12-3-2	DNP	19-3-1	3-0-0	2-2-0	2-1-0	6-1-1	12-6-3	0-0-0
RV West Alabama	6-3-0	DNP	4-1-1	7-1-2	20-4-0	DNP	6-5-2	0-0-0	0-2-0	0-2-1	DNP	8-3-1	DNP
at Shorter*	2-6-0	DNP	6-4-1	26-2-0	10-8-2	DNP	19-7-1	DNP	DNP	DNP	5-0-1	6-5-1	DNP
Delta State*	4-5-0	4-3-0	16-5-3	14-3-2	19-4-1	DNP	12-3-1	DNP	0-0-0	DNP	DNP	5-3-1	DNP
Mississippi College*	4-3-0	8-5-0	0-4-0	32-6-2	17-6-1	DNP	14-5-0	DNP	0-0-0	DNP	0-0-0	4-3-1	DNP
at Lee*	2-3-0	13-8-0	10-3-2	2-3-6	15-4-3	0-0-0	6-7-0	DNP	0-0-0	0-1-0	5-1-1	2-1-0	5-1-0
West Georgia*	4-6-1	8-5-0	11-2-0	DNP	8-7-1	DNP	13-10-0	DNP	0-1-0	DNP	16-4-4	0-1-1	0-1-0
at Christian Brothers*													
at Union (Tenn.)*													
at Georgia College													
Valdosta State*													
West Florida*													
at Montevallo*													
Alabama Huntsville*													
at West Alabama*													
Shorter*													
at Mississippi College*													
at Delta State*													
at West Georgia*													
Lee*													
Union*													
Christian Brothers*													
at West Florida*													
at Valdosta State*													
Montevallo*													

WARHAWKS GAME HIGHS

Opponent	Pts	Rebs	Asts	Stls	Blks
vs. Rollins College	Gaston (27)	Graham (11)	Three w/ 3	Lanzi (4)	Graham (3)
vs. Florida Tech	Graham (17)	Graham (14)	Gaston (3)	Graham (3)	Graham (1)
#24 Ala. Huntsville*	Anderson (18)	Gaston (10)	Gaston (4)	Two w/ 2	Graham (1)
Spring Hill*	Graham (19)	Two w/ 7	Lanzi (3)	Two w/ 3	Graham (3)
RV West Alabama*	Gaston (20)	Graham (5)	Two w/ 2	Gaston (3)	Graham (6)
at Shorter*	Anderson (26)	Lanzi (10)	Lanzi (5)	Anderson (3)	Two w/ 1
Delta State*	Gaston (19)	Two w/ 5	Youngblood (3)	Two w/ 2	Smith (1)
Mississippi College*	Anderson (32)	Two w/ 6	Anderson (2)	Gaston (2)	Graham (2)
at Lee*	Gaston (15)	Smith (8)	Anderson (6)	Anderson (3)	Three w/ 1
West Georgia*	Croley (16)	Graham (10)	Croley (4)	Three w/ 1	Graham (5)
at Christian Brothers*					
at Union*					
at Georgia College*					
Valdosta State*					
West Florida*					
at Montevallo*					
Ala. Huntsville*					
at West Alabama*					
Shorter*					
at Mississippi College*					
at Delta State*					
at West Georgia*					
Lee*					
Union*					
Christian Brothers*					
at West Florida*					
at Valdosta State*					
Montevallo*					

WARHAWKS STARTING LINEUPS

Opponent	G	G	G	F	F
vs. Rollins College	Anderson	Gaston	Ivic	Graham	Smith
vs. Florida Tech	Anderson	Gaston	Ivic	Graham	Smith
#24 Ala. Huntsville*	Anderson	Gaston	Ivic	Graham	Tucker
Spring Hill*	Anderson	Gaston	Youngblood	Lanzi	Tucker
RV West Alabama*	Anderson	Gaston	Youngblood	Lanzi	Tucker
at Shorter*	Anderson	Gaston	Youngblood	Lanzi	Tucker
Delta State*	Anderson	Gaston	Youngblood	Lanzi	Tucker
Mississippi College*	Anderson	Gaston	Youngblood	Lanzi	Tucker
at Lee*	Anderson	Gaston	Youngblood	Lanzi	Tucker
West Georgia*	Gaston	Youngblood	Lanzi	Graham	Tucker
at Christian Brothers*					
at Union*					
at Georgia College*					
Valdosta State*					
West Florida*					
at Montevallo*					
Ala. Huntsville*					
at West Alabama*					
Shorter*					
at Mississippi College*					
at Delta State*					
at West Georgia*					
Lee*					
Union*					
Christian Brothers*					
at West Florida*					
at Valdosta State*					
Montevallo*					



RECORD VERSUS ALL OPPONENTS

GULF SOUTH CONFERENCE SCHOOLS:

Alabama Huntsville	20-22
Christian Brothers	3-3
Delta State	4-8
Lee (Tenn.)	10-17
Mississippi College	5-4
Montevallo (Ala.)	33-30
Shorter	28-5
Union (Tenn.)	2-9
Valdosta State	4-13
West Alabama	1-11
West Georgia	1-10
West Florida	9-12

ALABAMA SCHOOLS:

Alabama Birmingham	0-1
Alabama State	8-27
Athens State (Ala.)	33-34
Birmingham Southern	20-34
Concordia (Ala.)	9-1
Faulkner	44-33
Huntingdon	11-5
Jacksonville State	2-8
Miles (Ala.)	3-1
Mobile (Ala.)	20-14
Samford	0-3
Selma	28-3
South Alabama	0-2
Spring Hill	27-22
Stillman College	6-0
Talladega	51-8
Troy	4-7
Tuskegee	11-4

OTHER OPPONENTS:

Albany State	0-2
Allen	1-0
Anderson	2-0
Arkansas-Monticello	0-1
Armstrong Atlantic State	0-1
Azusa Pacific	0-2
Baptist Christian	1-0
Barber-Scotia	1-1
Belhaven	9-12
Benedict College	0-1
Berry	8-5
Bethel (Tenn.)	1-1
Blue Mountain	3-0
Brevard	1-0
Brewton-Parker	30-6
Campbellsville	1-0
Carson Newman	0-1
Cedarville	1-0
Christian Heritage	1-0
Clafflin	3-3
Clark-Atlanta	0-2
Coastal Georgia	5-2
College of Charleston	3-2
Columbus State	3-2

Crichton	0-1
Cumberland	9-8
Dalton State	2-4
Daniel Payne	4-0
DeVry Institute	1-0
Dillard	22-9
Earl Paulk	3-0
Edward Waters	1-0
Embry-Riddle	2-2
Emmanuel	20-12
Eureka	1-0
Findlay	0-1
Flagler	0-1
Florida International	1-0
Florida Memorial	2-0
Florida Southern	1-0
Florida Tech	3-0
Fort Hays State	1-0
Fort Valley State	1-0
Francis Marion	0-1
Freed-Hardeman	0-4
Georgia College	0-2
Georgia Southwestern	16-20
Georgetown (Ky.)	0-1
Grace	1-0
Grand Canyon	0-1
Hastings	0-1
Hawaii Pacific	1-0
High Point	1-0
Indiana State	1-0
Jarvis Christian	1-0
Johnson C. Smith	2-0
Kansas State	0-1
Kearney State	0-1
Kennesaw State	1-0
Kentucky State	0-1
Kentucky Wesleyan	2-1
LaGrange	21-6
Lambuth	1-2
Lander	1-0
Lees-McRae	1-0
Life	1-15
Limestone	3-0
Lipscomb	0-1
Loyola-New Orleans	4-6
LSU-Shreveport	1-1
Martin Methodist	1-8
Middle Georgia State	3-4
Mohawk	1-0
Morris Brown	1-1
North Alabama	4-5
North Georgia	13-8
Oakwood	2-1
Oklahoma	0-1
Oklahoma Baptist	0-3
Oklahoma City	0-1
Paine	1-0
Patton	1-0

Paul Quinn	1-0
Pensacola Christian	1-0
Phillips	1-0
Piedmont	1-1
Pikeville	1-0
Point	2-2
Prairie View A&M	1-0
Puerto Rico-Mayaguez	1-0
Quincy	0-1
Reinhardt	15-5
Robert Morris-Chicago	0-1
Rollins College	0-3
South Carolina	0-1
Southeastern Baptist	1-0
South Carolina-Aiken	1-1
South Carolina-Spartanburg	0-1
Southern-Baton Rouge	0-1
Southern-New Orleans	14-3
Southern Benedictine	7-2
Southern Poly	14-21
Southern Wesleyan	23-8
St. Augustine's	0-1
St. Joseph's	1-0
St. Leo	1-1
St. Rose	1-0
St. Thomas Aquinas	0-1
Taylor (Ind.)	0-1
Tampa	1-0
Tennessee Temple	1-0
Tennessee Wesleyan	2-0
Texas College	4-1
Texas Tech	0-1
Thomas	3-1
Tiffin	1-0
Tougaloo	1-0
Trevecca Nazarene	4-2
Truett-McConnell	2-0
Tulane	0-1
Tusculum	1-0
University of the South	1-0
Voorhees	4-1
Washburn	0-1
Webber International	1-0
West Virginia Wesleyan	0-1
Westminster	0-1
Westmont	0-1
William Carey	27-15
William Jewell	2-0
Wisconsin-Eau Claire	1-0
Xavier (La.)	15-6
Young Harris	0-2

2022-2023 Auburn University at Montgomery Men's Basketball
Overall Statistics (as of Dec 11, 2022)

Overall Record: 4-6 Conf: 3-4 Home: 3-2 Away: 1-2 Neutral: 0-2

#	Player	GP-GS	MIN	AVG	FG		3PT		FT		Rebounds				PF	DQ	A	TO	BLK	STL	PTS	AVG
					FG-FGA	FG%	3FG-FGA	3FG%	FT-FTA	FT%	OFF	DEF	TOT	AVG								
04	Gaston, Jalen	10-10	348	34.8	52-134	.388	15-42	.357	29-37	.784	19	33	52	5.2	26	0	20	20	3	13	148	14.8
03	Anderson, Travis	9-9	324	36.0	43-110	.391	19-51	.373	24-28	.857	13	25	38	4.2	12	0	20	26	0	14	129	14.3
11	Graham, James	10-4	205	20.5	51-95	.537	5-10	.500	12-16	.750	23	49	72	7.2	28	0	9	19	24	7	119	11.9
01	Smith, Roderick	7-2	189	27.0	21-43	.488	0-1	.000	22-26	.846	14	23	37	5.3	16	1	2	22	3	4	64	9.1
02	Youngblood, Sam	9-7	264	29.3	29-84	.345	11-46	.239	3-4	.750	7	23	30	3.3	17	0	11	15	1	7	72	8.0
22	Lanzi, Joseph	10-7	263	26.3	30-67	.448	11-28	.393	8-11	.727	11	24	35	3.5	24	1	17	21	1	11	79	7.9
21	Croley, Gilbert	8-0	81	10.1	15-23	.652	3-7	.429	6-10	.600	2	9	11	1.4	10	0	7	12	0	5	39	4.9
00	Tucker, Deven	10-8	162	16.2	16-28	.571	0-0	.000	5-8	.625	18	20	38	3.8	20	0	3	9	4	2	37	3.7
12	Ivic, Strahinja	5-3	65	13.0	5-12	.417	5-11	.455	0-0	.000	0	6	6	1.2	6	0	1	2	2	0	15	3.0
25	Steward Jr., Eric	4-0	16	4.0	2-9	.222	1-4	.250	0-0	.000	0	2	2	0.5	1	0	0	2	0	2	5	1.3
15	Boozer, Zameron	8-0	38	4.8	1-5	.200	0-0	.000	2-2	1.000	3	4	7	0.9	1	0	0	2	1	3	4	0.5
20	Williams, Jelal	6-0	45	7.5	1-4	.250	0-0	.000	1-2	.500	3	3	6	1.0	6	0	2	8	4	1	3	0.5
10	Hunter, Jaxon	1-0	1	1.0	0-0	.000	0-0	.000	0-0	.000	0	0	0	0.0	0	0	0	0	0	0	0	0.0
Total		10	2001	200.1	266-614	.433	70-200	.350	112-144	.778	126	240	366	36.6	167	2	92	165	43	69	714	71.40
Opponents			2000	200.0	270-597	.452	70-213	.329	150-184	.815	97	234	331	33.1	150	5	124	140	22	67	760	76.00

Team Statistics	UAM	OPP	Conf	Date	Opponent	W/L	Score	Att.
SCORING	714	760		11/11/22	vs Rollins	L	83-85	75
Points Per Game	71.4	76.0		11/12/22	vs Florida Tech	L	72-80	89
Scoring Margin	-4.6	-	*	11/19/22	at Alabama Huntsville	L	74-84	335
FIELD GOALS-ATT	266-614	270-597		11/22/22	SPRING HILL	W	87-84	204
Field Goal Pct	.433	.452	*	11/26/22	WEST ALA.	L	51-81	131
3 POINT FG-ATT	70-200	70-213	*	11/28/22	at Shorter	W	74-58	175
3PT FG Pct	.350	.329	*	12/02/22	DELTA ST.	W	74-66	228
3PT Made Per Game	7.0	7.0	*	12/04/22	MISSISSIPPI COL.	W	79-74	258
FREE THROWS-ATT	112-144	150-184	*	12/09/22	at Lee	L	60-85	313
FT Pct	.778	.815	*	12/11/22	WEST GA.	L	60-63	159
FT Made Per Game	11.2	15.0	* = Conference game					
REBOUNDS	366	331						
Rebounds Per Game	36.6	33.1						
Rebounds Margin	3.5	-						
ASSISTS	92	124						
Assists Per Game	9.2	12.4						
TURNOVERS	165	140						
Turnovers Per Game	16.5	14.0						
Turnovers Margin	-2.5	-						
Assist/Turnover Ratio	0.6	0.9						
STEALS	69	67						
Steals Per Game	6.9	6.7						
BLOCKS	43	22						
Blocks Per Game	4.3	2.2						
ATTENDANCE	980	823						
Dates/Avg Per Date	5-196	3-274						
Neutral Site #/Avg	-	2-82						

Score by Periods	1st	2nd	Total
Auburn-Montgomery	332	382	714
Opponents	379	381	760

2022-2023 Auburn University at Montgomery Men's Basketball
Overall Statistics (as of Dec 11, 2022)

Conference Games Only

Conf: 3-4 Home: 2-2 Away: 1-2 Neutral: 0-0

#	Player	GP-GS	MIN	AVG	FG		3PT		FT		Rebounds				PF	DQ	A	TO	BLK	STL	PTS	AVG
					FG-FGA	FG%	3FG-FGA	3FG%	FT-FTA	FT%	OFF	DEF	TOT	AVG								
03	Anderson, Travis	6-6	219	36.5	32-76	.421	16-36	.444	19-22	.864	7	16	23	3.8	8	0	14	12	0	12	99	16.5
04	Gaston, Jalen	7-7	251	35.9	36-91	.396	11-29	.379	22-29	.759	15	28	43	6.1	16	0	12	18	2	9	105	15.0
11	Graham, James	7-2	149	21.3	35-64	.547	2-6	.333	9-11	.818	11	33	44	6.3	21	0	5	9	15	6	81	11.6
01	Smith, Roderick	5-0	116	23.2	13-27	.481	0-1	.000	15-18	.833	9	14	23	4.6	13	1	0	20	3	3	41	8.2
02	Youngblood, Sam	7-6	227	32.4	22-67	.328	8-37	.216	3-4	.750	6	16	22	3.1	14	0	9	13	1	6	55	7.9
21	Croley, Gilbert	5-0	53	10.6	10-15	.667	2-4	.500	4-5	.800	0	7	7	1.4	6	0	6	2	0	1	26	5.2
22	Lanzi, Joseph	7-6	178	25.4	15-40	.375	3-11	.273	1-2	.500	6	17	23	3.3	20	1	11	15	1	6	34	4.9
00	Tucker, Deven	7-7	122	17.4	9-17	.529	0-0	.000	4-7	.571	13	16	29	4.1	15	0	2	5	3	1	22	3.1
25	Steward Jr., Eric	3-0	12	4.0	2-7	.286	1-4	.250	0-0	.000	0	2	2	0.7	0	0	0	2	0	1	5	1.7
12	Ivic, Strahinja	2-1	17	8.5	1-5	.200	1-5	.200	0-0	.000	0	3	3	1.5	2	0	0	1	0	0	3	1.5
20	Williams, Jelal	3-0	25	8.3	0-3	.000	0-0	.000	1-2	.500	2	3	5	1.7	2	0	1	5	3	1	1	0.3
15	Boozler, Zameron	6-0	30	5.0	0-4	.000	0-0	.000	0-0	.000	1	2	3	0.5	1	0	0	1	1	1	0	0.0
10	Hunter, Jaxon	1-0	1	1.0	0-0	.000	0-0	.000	0-0	.000	0	0	0	0.0	0	0	0	0	0	0	0	0.0
Total		7	1400	200.0	175-416	.421	44-133	.331	78-100	.780	81	170	251	35.9	118	2	60	108	29	47	472	67.43
Opponents			1400	200.0	182-411	.443	38-149	.255	109-133	.820	66	165	231	33.0	106	3	81	90	15	41	511	73.00

Team Statistics			UAM	OPP	Date	Opponent	W/L	Score	Att.
SCORING			472	511	11/19/22	at Alabama Huntsville	L	74-84	335
Points Per Game			67.4	73.0	11/26/22	WEST ALA.	L	51-81	131
Scoring Margin			-5.6	-	11/28/22	at Shorter	W	74-58	175
FIELD GOALS-ATT			175-416	182-411	12/02/22	DELTA ST.	W	74-66	228
Field Goal Pct			.421	.443	12/04/22	MISSISSIPPI COL.	W	79-74	258
3 POINT FG-ATT			44-133	38-149	12/09/22	at Lee	L	60-85	313
3PT FG Pct			.331	.255	12/11/22	WEST GA.	L	60-63	159
3PT Made Per Game			6.3	5.4					
FREE THROWS-ATT			78-100	109-133					
FT Pct			.780	.820					
FT Made Per Game			11.1	15.6					
REBOUNDS			251	231					
Rebounds Per Game			35.9	33.0					
Rebounds Margin			2.9	-					
ASSISTS			60	81					
Assists Per Game			8.6	11.6					
TURNOVERS			108	90					
Turnovers Per Game			15.4	12.9					
Turnovers Margin			-2.5	-					
Assist/Turnover Ratio			0.6	0.9					
STEALS			47	41					
Steals Per Game			6.7	5.9					
BLOCKS			29	15					
Blocks Per Game			4.1	2.1					
ATTENDANCE			776	823					
Dates-Avg Per Date			4-194	3-274					
Neutral Site #-Avg			-	0-0					

Score by Periods	1st	2nd	Total
Auburn-Montgomery	220	252	472
Opponents	256	255	511