



AUBURN UNIVERSITY AT MONTGOMERY BASKETBALL

2022-2023 AUM MEN'S BASKETBALL GAME NOTES | 35 POSTSEASON APPEARANCES | 12 NATIONAL TOURNAMENT APPEARANCES | 17 ALL-AMERICANS

AUBURN MONTGOMERY

4-5
OVERALL

3-3
GSC

NR/NR
NABC TOP 25 / D2SIDA TOP 25

MICHAEL CHEANEY
HEAD COACH

162-190
OVERALL

13th
SEASON

VS

WEST GEORGIA

5-1
OVERALL

5-0
GSC

RV/RV
NABC TOP 25 / D2SIDA TOP 25

DAVE MOORE
HEAD COACH

60-53
OVERALL

5th
SEASON

STARTING LINEUP: WARHAWKS, WOLVES SET FOR SUNDAY AFTERNOON FEATURE

➔ GAME INFORMATION:

GM NO. 10: Auburn Montgomery vs. West Georgia | **Venue:** AUM Athletics Complex | **City:** Montgomery, Ala. | **Tipoff:** Dec. 11, 4 PM
TV: Warhawk Sports Network | **Talent:** Cody Clark (PxP) | **Live Stats:** AUMathletics.com | **Social Media:** @AUMWarhawksMBB

➔ WARHAWKS SUFFER TOUGH LOSS AGAINST LEE:

The Auburn University at Montgomery men's basketball had its three-game winning streak snapped 85-60 at the hands of the Lee University Flames on Friday night at Paul Dana Walker Arena. Jalen Gaston scored 15 points, marking the seventh straight game in which he has scored double figures and the eighth time this season. The Flames out-rebounded the Warhawks 38-35, marking just the second time this season an opponent has out-rebounded AUM. Lee also out-scored the Warhawks 40-24 in the paint and 16-9 in fast break points.

➔ ANDERSON NAMED GULF SOUTH CONFERENCE PLAYER OF THE WEEK:

Point guard Travis Anderson was named GSC Player of the Week for the first time this year after he scored 32 points and hit the game-winning three-pointer with 3.5 seconds left to beat Mississippi College and cap a 3-0 week for AUM. Anderson also scored 26 points and had three steals in a win over Shorter, and 14 points and four three-pointers in a win over Delta State. For the week, Anderson averaged 24.0 points, 3.7 rebounds, 1.7 steals, and shot 50% (12-24) from three-point territory. He went 18-20 from the free throw line and also played all 40 minutes against Delta State and MC over the weekend after scoring his 26 points in 34 minutes at Shorter.


➔ CLEANING UP THE BOARDS:

The Warhawks are averaging 35.4 rebounds per game, which ranks fourth in the GSC, and James Graham leads the way with 6.9 rebounds per game. Graham ranked second in the GSC last season at 7.1 rebounds per game, and ranks seventh this season. He tallied 11 rebounds against Rollins and a season-high 14 against Florida Tech. Roderick Smith ranks second on the team averaging 5.3 rebounds, and Jalen Gaston ranks third on the team averaging 5.0 rebounds. Point guard Travis Anderson ranks fourth on the team with 4.2 boards per game.


➔ ZABETAKIS LEADING THE WEST GEORGIA WOLVES:

Michael Zabetakis, the leading scorer for the Wolves at 20.2 points per game, is the only Gulf South Conference player averaging more than 20 points per game. Four times Zabetakis has gone for 20-plus points, this season, including the last two games against Valdosta State (21) and West Florida (25). The guard is shooting 53 percent from the field, 45 percent from three-point territory, and 70 percent from the foul line.

PROBABLE STARTING LINEUP:



DEVEN TUCKER
Sr. • F • 6-5 • 190



SAM YOUNGBLOOD
So. • G • 6-4 • 195



TRAVIS ANDERSON
Jr. • G • 6-0 • 175



JALEN GASTON
Sr. • G • 6-2 • 175



JOSEPH LANZI
Jr. • G • 6-5 • 195

▶ 2022-2023 SCHEDULE & RESULTS

OVERALL RECORD:	4-5
GSC:	3-3
NON-CONFERENCE:	1-2
HOME AWAY NEUTRAL:	3-1 1-2 0-2

NOVEMBER (2-4)

3	Jacksonville State (Exhibition)	L, 101-93
11	vs. RV Rollins College*	L, 85-83
12	vs. Florida Tech*	L, 80-72
19	#24 University of Alabama Huntsville*	L, 84-74
22	Spring Hill College	W, 87-84
26	RV University of West Alabama*	L, 81-51
28	at Shorter University*	W, 74-58

DECEMBER (2-1)

2	Delta State University*	W, 74-66
4	Mississippi College*	W, 79-74
9	at Lee University*	L, 85-60
11	University of West Georgia*	4 PM
16	at Christian Brothers University*	7 PM
18	at Union University*	4 PM
29	at Georgia College	3 PM
31	Valdosta State University*	4 PM

JANUARY (0-0)

2	University of West Florida*	3 PM
7	at University of Montevallo*	4 PM
14	University of Alabama Huntsville*	4 PM
18	at University of West Alabama*	7 PM
21	Shorter University*	4 PM
26	at Mississippi College*	7:30 PM
28	at Delta State University*	4 PM

FEBRUARY (0-0)

1	at University of West Georgia*	6:30 PM
4	Lee University*	4 PM
9	Union University*	8 PM
11	Christian Brothers University*	4 PM
16	at University of West Florida*	7:30 PM
18	at Valdosta State University*	3 PM
25	University of Montevallo*	4 PM
28	GSC Tournament Super Tuesday	TBA

MARCH-APRIL | POSTSEASON

4 & 5	GSC Final Four!	TBA
11-14	NCAA South Regional*	TBA
21-25	NCAA Elite Eight*	TBA
3-25	NCAA National Championship	TBA

* - GSC Games | * - South Region Tip-Off Challenge in Columbia, S.C.

1 - GSC Semifinals & Finals Played at Pete Hanna Center in Birmingham, Ala.

*NCAA South Regional Games Played at Host Campus Site TBA | * NCAA Elite Eight Games Played at TBA

ALL TIMES CENTRAL



NEWS & NOTES:

➔ RETURNING WARHAWKS:

The Warhawks return 10 players from last season's squad that went 12-16 and 9-11 in the GSC. AUM finished in a tie for eighth place in the GSC standings last year but lost out on a playoff birth in a tiebreaker scenario. AUM's top returning scorer is James Graham, who ranked 22nd in the GSC last season averaging 12.5 points per game. He also ranked second in the league in rebounding at 7.7 rebounds per contest. AUM also returns the team's top three shot blockers from last season's squad that finished first in all of NCAA Division II in blocks (174) and blocks per game (6.2). Graham (2.1) ranked first in the GSC in blocks, Roderick Smith (1.6) finished second, and Jelal Williams (1.2) finished fifth in the league in the category. Deven Tucker, Sam Youngblood, Tysen Banks, Jaxon Hunter, Strahinja Ivic, Zameron Boozer, and Gilbert Croley also all return for the Warhawks.

➔ ANDERSON NAMED A TOP NEWCOMER TO WATCH IN GSC:

Auburn University at Montgomery guard Travis Anderson was named to the Gulf South Conference Newcomer Watch List in the preseason. Anderson, a junior from Atlanta, Ga., is a transfer from Charleston Southern University. He was a Big South All-Freshman team member in 2019-2020 after averaging 8.9 points per game and led all Big South bench players in scoring average. He played 45 games for the Buccaneers and played 16.7 minutes per night.

➔ GULF SOUTH CONFERENCE PRESEASON POLL:

AUM was picked to finish 10th in this season's preseason coaches' poll. Defending Gulf South Conference tournament champion the University of Alabama in Huntsville was picked to win the league. They were followed by tournament runner-up, Lee. Valdosta State was picked to finish third in the league, West Alabama (104) was picked fourth, and Union (103) was picked fifth.

➔ CHASING 800:

The Warhawks own a 796-613 record all-time as a program. AUM, who began competing as an NAIA institution in the 1975-76 season, started the school's transition to NCAA Division II in 2016-17 when they competed as an NCAA independent. The Warhawks began playing a Gulf South Conference schedule in 2017-2018. AUM needs four more wins to reach 800 program wins.

➔ NEWCOMER SCORING INFUSION:

The Warhawks have relied heavily on an infusion of scoring by new players on the roster this season. Newcomers this season account for 53.2 percent of AUM's scoring, or 348 of 654 points. The team's leading scorer, at 15.6 points per game, is guard Jalen Gaston. Travis Anderson is second on the squad at 14.3 points per game. Transfer wing Joe Lanzi is also fifth on the team in scoring at 8.8 points per contest for the Warhawks.

➔ MONTGOMERY BLOCK PARTY:

AUM blocked 13 shot attempts against the University of West Alabama earlier this season, setting a new school record along the way. The previous record had been 11 blocks in a game, which the Warhawks did twice (in 2021 against Southeastern Baptist, and in 1997 against LaGrange). For the season, the Warhawks have blocked 28 shots as a team in five games, averaging 5.6 blocks per game. That number ranks first in the Gulf South Conference. James Graham leads the team and the league this season with 16 blocks (3.2 per game). AUM's top three shot blockers from last season are still on the roster, as Graham averaged 2.1 blocks to rank first in the league. The Warhawks totaled 174 blocks, or 6.2 per game. Roderick Smith (1.6) finished second in the GSC last season, and Jelal Williams (1.2) finished fifth.

➔ GASTON LEADING IN THE SCORING COLUMN:

Newcomer Jalen Gaston leads the way for the AUM offense at 15.6 points per game. Gaston has posted double-figures eight times this year, including 27 points in the season opener against Rollins. Gaston tallied 16 points and 10 rebounds in AUM's conference opener, added 12 points against Spring Hill, and scored 20 points in AUM's loss against West Alabama. Gaston is averaging 15.6 points, 5.0 rebounds, 2.1 assists, and 1.4 steals per game in 34.9 minutes per game through the team's first nine games.

➔ **GSC LEADERS:** Newcomer guard Joseph Lanzi is fifth in the GSC in three-point percentage at 44 percent (11-for-25). James Graham leads the GSC in blocks with 19, averaging 2.1 blocks per game, and is seventh in the league in rebounding at 6.9 rebounds per game. Gaston is tied for fifth in steals per game at 1.4 and ranks fourth in minutes played (34.9 per night). Travis Anderson ranks second in the GSC in minutes played (36.0). The Warhawks rank third in the GSC in blocks per game (4.0), but also rank league-worst in the turnovers column with 16.1 per game.

➔ THE MICHAEL CHEANEY FILE:

The Warhawks' head men's basketball coach, Michael Cheaney, enters his 9th season at the helm of Auburn Montgomery and 13th overall as a collegiate head coach. Cheaney, a coaching veteran with more than 20 years of experience at the NCAA Division I, II, III and NAIA levels, took over the helm of AUM after spending four seasons as head coach at Voorhees College in Denmark, S.C.

Last season, AUM posted a record of 12-16 in 2021-22, highlighted by senior guard Isaiah Hart being named to the All-GSC second team. Hart finished third in the conference in points per game (18.2) and led the GSC with 114 assists. Senior guard Jeremiah Bozeman was named to the GSC All-Academic Team and the CoSIDA Academic All-District Team for his efforts both on the court and in the classroom. The Warhawks led all of NCAA Division II with 174 total blocked shots and 6.2 blocks per game. Junior forward James Graham led the GSC with 58 blocks while Roderick Smith ranked second with 42 and Jelal Williams ranked fifth with 30. Hart took home GSC player of the week honors twice over the course of the season while Bozeman and Graham were also named conference player of the week in 2021-22.

Prior to joining the coaching ranks, Cheaney was a standout student-athlete at Kentucky Wesleyan University. During his playing career, Cheaney earned the Senior Award as the Panthers' outstanding athlete and set the school record for field goal percentage, which he still owns today. He was also named the team's Most Improved Player. He still owns that Cheaney earned his bachelor's degree in criminal justice from Kentucky Wesleyan in 1996. He went on to earn a master's in sports management from Indiana State University.



▶ HOW THEY COMPARE



TALE OF THE TEAMS CATEGORY



72.7	POINTS PER GAME	74.7
43.7	FIELD GOAL PERCENTAGE	46.1
36.5	3-PT FIELD GOAL PERCENTAGE	36.7
76.8	FREE THROW PERCENTAGE	76.2
35.4	REBOUNDS PER GAME	34.3
9.4	ASSISTS PER GAME	13.3
16.1	TURNOVERS PER GAME	10.7
-1.7	TURNOVER MARGIN	3.5
0.6	ASSIST-TURNOVER RATIO	1.3
14.6	POINTS OFF TURNOVERS	16.5
7.3	STEALS PER GAME	8.5
4.0	BLOCKS PER GAME	3.5

▶ ALL-TIME SERIES HISTORY

DATE	SCORE	H/A/N
11.20.1989	W, 72-69	H
1.9.2018	L, 103-100	A
2.22.2018	L, 86-80	H
2.14.2019	L, 98-89	H
2.21.2019	L, 90-68	A
12.21.2019	L, 89-77	H
2.27.2020	L, 75-74	A
2.23.2021	L, 77-63	H
2.24.2021	L, 93-56	A
1.19.2022	L, 86-76	A

Overall Series Record: **AUM trails 9-1**


Series Streak: UWG W9

AUM Home Record: 1-4

AUM Road Record: 0-5

AUM Neutral Site Record: -

AUM OT Record: -


0
DEVEN TUCKER
Sr. • F • 6-5 • 190


1
RODERICK SMITH
Sr. • F • 6-8 • 240


2
SAM YOUNGBLOOD
So. • G • 6-4 • 195


3
TRAVIS ANDERSON
Jr. • G • 6-0 • 175


4
JALEN GASTON
Sr. • G • 6-2 • 175


5
TYSEN BANKS
Jr. • G • 6-0 • 185


10
JAXSON HUNTER
Sr. • G • 6-2 • 220


11
JAMES GRAHAM
Sr. • F • 6-7 • 225


12
STRAHINJA IVIC
Sr. • F • 6-7 • 215


14
JAUQUAN TYUS
Jr. • F • 6-6 • 225


15
ZAMERON BOOZER
Jr. • F • 6-8 • 240


20
JELAL WILLIAMS
R-Jr. • F • 6-9 • 185


21
GILBERT CROLEY
So. • G • 6-3 • 170


22
JOSEPH LANZI
Jr. • G • 6-5 • 195


25
ERIC STEWARD JR.
Fr. • G • 6-2 • 185


HC
MICHAEL CHEANEY
Head Coach


AC
BAILEY MCEWEN
Assistant Coach


AT
BRIELLE RINGLE
Athletic Training

QUICK FACTS • INFORMATION	
Location	Montgomery, Ala., 36124
Founded	1967
Enrollment	5,211
Nickname	Warhawks
Colors	Orange and Black
National Affiliation	NCAA Division II
Conference	Gulf South Conference
President	Dr. Carl. Stockton
Athletic Director	Erik Maas
Senior Women's Administrator	Amber Rae Childers
FAR:	John Aho
Stadium (Capacity)	AUM Athletics Complex (2,650)

COACHING STAFF	
Head Coach	Michael Cheaney
Alma Mater/Yr	Kentucky Wesleyan/1996
Record at AUM/Yrs	90-135/9th
Overall Record/Yrs	162-190/13th
Assistant Coach	Bailey McEwen/4th
Alma Mater/Yr	Southern Indiana/2017

TEAM INFORMATION	
2021-22 Record	12-16
Gulf South Conference Record	9-11
Regular Season	Tied for 8th
GSC Tournament	N/A
Final 2021-22 National Ranking	NR
Starters Returning/Lost (2021-22)	3/2
Letterwinners Returning/Lost (2021-22)	10/3

BASKETBALL HISTORY	
First Year of Basketball	1975
All-time Record:	796-613
All-time GSC Record:	34-69
NCAA Appearances/Record	N/A
Last Appearance	N/A
Place:	N/A
Result:	N/A
Location:	N/A

EXTERNAL RELATIONS | ATHLETIC COMMUNICATIONS

The Auburn University at Montgomery **Sports Information Office** provides public relations to members of the media. Game day services include statistics, photography (when available), video clips (when available), and post-game access to coaches and student-athletes. The Sports Information office is located on the first floor of the AUM Athletics Complex in office suite 104.

Primary Contact **Cody Clark**
E-Mail: cclark26@aum.edu | Cell: (843) 610-6007

Secondary Contact **Mark Gilliam**
E-Mail: mgilliam@aum.edu | Cell: (205) 399-3114

2022-2023 AUBURN UNIVERSITY AT MONTGOMERY NUMERICAL ROSTER

#	NAME	POS	HT	WT	CLASS	HOMETOWN / PREVIOUS SCHOOL
0	Deven Tucker	F	6-5	190	Sr.	Birmingham, Ala. / Helena HS
1	Roderick Smith	F	6-8	240	Sr.	Cyrstal Springs, Miss. / Western Illinois
2	Sam Youngblood	G	6-4	195	So.	McCalla, Ala. / McAdory HS
3	Travis Anderson	G	6-0	175	Jr.	Atlanta, Ga. / Charleston Southern
4	Jalen Gaston	G	6-2	175	Sr.	Montgomery, Ala. / Enterprise State CC
5	Tysen Banks	G	6-0	185	Jr.	Memphis, Tenn. / Kilgore College
10	Jaxson Hunter	G	6-2	220	Sr.	Trussville, Ala. / Hewitt-Trussville HS
11	James Graham	F	6-7	225	Sr.	Maywood, Ill. / Cuyahoga CC
12	Strahinja Ivic	F	6-7	215	Sr.	Belgrade, Serbia / Garrett College
14	JaQuan Tyus	F/C	6-6	225	Jr.	Memphis, Tenn. / Shawnee CC
15	Zameron Boozer	F/C	6-8	240	So.	Lanett, Ala. / Jacksonville Univ.
20	Jelal Williams	F	6-9	185	R-Jr.	Dallas, Ga. / UNC Pembroke
21	Gilbert Croley	G	6-3	170	So.	Atlanta, Ga. / East Coweta HS
22	Jospeh Lanzi	G	6-5	195	Jr.	Chelseas, Ala. / Univ. of Charleston
25	Eric Steward Jr.	G	6-2	185	Fr.	Memphis, Tenn. / Douglass HS

Head Coach: Michael Cheaney (13th season - 9th at AUM)
Assistant Coach: Bailey McEwen (4th)
Athletic Training: Brielle Ringle (4th)
Sports Information: Cody Clark (3rd - 1st at AUM)



GULF SOUTH CONFERENCE STANDINGS

SCHOOL	CONF	CPCT.	OVERALL	PCT.	HOME	AWAY	NEUTRAL	STREAK
WEST GEORGIA	5-0	1.000	5-1	.833	3-0	2-1	0-0	W5
ALABAMA HUNTSVILLE	5-1	.833	9-2	.818	6-0	2-1	1-1	W4
UNION	4-1	.800	5-4	.556	2-3	2-1	1-0	W2
WEST ALABAMA	4-2	.667	7-2	.778	4-2	3-0	0-0	W1
LEE	4-2	.667	4-2	.667	2-0	2-2	0-0	W2
VALDOSTA STATE	3-2	.600	6-4	.600	3-1	1-1	2-2	L2
AUBURN MONTGOMERY	3-3	.500	4-5	.444	3-1	1-2	0-2	L1
MISSISSIPPI COLLEGE	3-4	.429	6-4	.600	3-1	1-3	2-0	L3
MONTEVALLO	3-4	.429	4-6	.400	2-2	1-3	1-1	W1
CHRISTIAN BROTHERS	1-3	.250	1-6	.143	1-4	0-2	0-0	L5
WEST FLORIDA	1-5	.167	4-5	.444	3-3	1-2	0-0	L2
SHORTER	1-5	.167	3-7	.300	2-2	1-3	0-2	L4
DELTA STATE	1-6	.143	1-8	.111	0-4	1-4	0-0	L1

GULF SOUTH CONFERENCE WEEKLY HONORS

PLAYER OF THE WEEK

Nov. 8	Chaney Johnson, Alabama Huntsville
Nov. 15	Chaney Johnson, Alabama Huntsville
Nov. 22	Chaney Johnson, Alabama Huntsville
Nov. 29	Braxton Bertollette, UM
Dec. 6	Travis Anderson, AUM
Dec. 13	
Dec. 20	
Jan. 3	
Jan. 10	
Jan. 17	
Jan. 24	
Jan. 31	
Feb. 4	
Feb. 14	
Feb. 21	
Feb. 27	

FRESHMAN OF THE WEEK

Nov. 8	N/A
Nov. 15	MJ Jones, Montevallo
Nov. 22	MJ Jones, Montevallo
Nov. 29	MJ Jones, Montevallo
Dec. 6	MJ Jones, Montevallo
Dec. 13	
Dec. 20	
Jan. 3	
Jan. 10	
Jan. 17	
Jan. 24	
Jan. 31	
Feb. 4	
Feb. 14	
Feb. 21	
Feb. 27	



NATIONAL ASSOCIATION OF BASKETBALL COACHES TOP 25 POLL | NOV. 29, 2022

RNK	SCHOOL	RECORD	POINTS	PREV
1	NORTHWEST MISSOURI STATE (14)	8-0	397	1
2	INDIANA (PA)	7-0	380	3
3	NOVA SOUTHEASTERN (1)	7-0	367	4
4	WEST LIBERTY	7-0	345	5
5	BLACK HILLS STATE (1)	8-0	344	6
6	CENTRAL OKLAHOMA	5-0	317	7
7	HILLSDALE	9-0	300	9
8	COLORADO SCHOOL OF MINES	8-0	290	10
9	MINNESOTA STATE	9-0	256	16
10	LINCOLN MEMORIAL	8-1	225	11
11	MISSOURI-ST. LOUIS	8-0	224	18
12	FORT LEWIS	8-0	212	19
13	AUGUSTA	5-1	205	2
14	VIRGINIA UNION	7-1	178	20
15	CAL STATE SAN BERNARDINO	6-1	172	15
16	EMPORIA STATE	7-0	144	23
17	UNC PEMBROKE	8-1	124	8
18	FLORIDA SOUTHERN	7-1	113	14
19	FAIRMONT STATE	5-1	104	12
20	BENTLEY	6-1	95	22
21	WEST VIRGINIA STATE	7-0	90	NR
22	TEXAS-TYLER	5-0	72	NR
23	DOMINICAN	8-1	45	NR
24	WEST TEXAS A&M	4-2	30	25
25	ST. THOMAS AQUINAS	7-1	26	NR

OTHERS RECEIVING VOTES: SAINT MARTIN'S (WASH.) 23, YOUNG HARRIS (GA.) 17, MINNESOTA DULUTH 16, ALA. HUNTSVILLE 11, EAST STROUDSBURG (PA.) 10, EMBRY-RIDDLE (FLA.) 10, FORT HAYS STATE (KAN.) 7, CLAFLIN (S.C.) 9, MILES (ALA.) 7, SOUTHWEST BAPTIST (MO.) 7, ANGELO STATE (TEXAS) 5, LANDER (S.C.) 5, NEW HAVEN (CONN.) 3, WESTERN WASHINGTON 3, ILLINOIS SPRINGFIELD 2, WEST GEORGIA 2, FERRIS STATE (MICH.) 1, ST. EDWARD'S (TEXAS) 1.

DROPPED OUT: EMBRY-RIDDLE (13), SOUTHWEST BAPTIST (17), WEST ALABAMA (21), MILES (24).



WARHAWKS BY THE NUMBERS

796

wins that the AUM Warhawks men's basketball program has amassed since its debut season in 1975-1976. AUM has posted an all-time record of 796-612, which translates to a .565 winning percentage. AUM needs just four more wins to register program win No. 800 this season.

35.4

rebounds per game that AUM averages this year. The Warhawks rank fourth in the GSC in per-game rebounding.

They are also second in the league in offensive rebounds, averaging 12.1 offensive boards per game.

13

blocks AUM tallied on Nov. 26 against the University of West Alabama to set a new school record. The 13 blocks is also tied for 6th all-time in GSC history in a single game. The Warhawks got six blocks from James Graham to lead the way, while Jelal Williams registered three blocks. Deven Tucker, Sam Youngblood, Jalen Gaston, and Zameron Boozer each posted one block in the contest.

4

more victories needed by the Auburn University at Montgomery Warhawks men's basketball program to reach 800 all-time. AUM began play in the 1975-1976 season.

4.0

blocks per game that AUM averages this season. The Warhawks rank third in the Gulf South Conference in blocks this year (33). The Warhawks are fresh off a campaign last season in which they led all of NCAA Division II in blocks with 6.2 blocks per game in 28 games played.





GAME-BY-GAME TEAM COMPARISONS

Opponent	W/L	FGM-FGA	PCT.	3PM-3PA	PCT.	FTM-FTA	PCT.	OReb	DReb	TotReb	PF	AST	TO	BLK	STL	1stH	2ndH	OT	PTS
AUBURN MONTGOMERY	L	32-62	51.6%	11-22	50%	8-10	80%	11	22	33	18	15	20	4	9	40	43	-	83
Rollins College		32-61	52.5%	12-15	80%	9-13	69.2%	9	20	29	10	18	17	1	7	45	40	-	85
AUBURN MONTGOMERY	L	25-59	42.4%	5-18	27.8%	17-23	73.9%	17	27	44	16	6	18	6	1	31	41	-	72
Florida Tech		28-66	42.4%	10-25	40%	14-19	73.7%	12	21	33	16	14	8	3	12	42	38	-	80
AUBURN MONTGOMERY	L	26-66	39.4%	10-26	38.5%	12-18	66.7%	12	33	45	22	12	14	1	5	39	35	-	74
at #24 Alabama Huntsville		26-61	42.6%	9-38	23.7%	23-27	85.2%	5	33	38	17	13	7	2	7	38	46	-	84
Spring Hill College		28-59	47.5%	10-24	41.7%	18-19	94.7%	10	28	38	18	11	25	3	7	36	48	-	84
vs. AUBURN MONTGOMERY	W	34-77	44.2%	10-27	37%	9-11	81.8%	17	21	38	15	11	19	4	12	41	46	-	87
RV West Alabama		29-61	47.5%	1-10	10%	22-27	82%	17	24	41	22	10	17	0	5	44	37	-	81
vs. AUBURN MONTGOMERY	L	19-49	39%	2-11	18%	11-20	55%	8	15	23	22	7	21	13	10	18	33	-	51
AUBURN MONTGOMERY	W	29-63	46%	6-17	35.3%	10-12	83.3%	11	26	37	13	10	5	2	8	36	38	-	74
at Shorter		22-55	40%	7-22	31.8%	7-9	78%	6	21	27	12	13	13	4	0	28	30	-	58
Delta State		25-54	46.3%	10-29	34.5%	6-6	100%	8	19	27	10	10	14	1	6	35	31	-	66
vs. AUBURN MONTGOMERY	W	29-56	51.8%	12-22	54.5%	4-4	100%	8	21	29	10	8	11	1	7	38	36	-	74
Mississippi College		28-56	50%	0-10	0%	18-24	75%	9	19	28	20	12	13	0	3	39	35	-	74
vs. AUBURN MONTGOMERY	W	24-54	44.4%	6-21	28.6%	25-29	86.2%	13	22	35	18	4	14	2	5	35	44	-	79
AUBURN MONTGOMERY	L	23-65	35.4%	4-17	23.5%	10-11	91%	13	22	35	19	12	23	3	9	27	33	-	60
at Lee		30-62	48.4%	6-20	30%	19-23	82.6%	11	27	38	14	19	16	7	11	35	50	-	85



WARHAWKS POINTS-REBOUNDS-ASSISTS

	#0	#1	#2	#3	#4	#10	#11	#12	#15	#20	#21	#22	#25
OPPONENT	TUCKER	SMITH	YOUNGBLOOD	ANDERSON	GASTON	HUNTER	GRAHAM	IVIC	BOOZER	WILLIAMS	CROLEY	LANZI	STEWART JR.
vs. Rollins College	5-1-0	10-5-2	DNP	6-2-2	27-4-3	DNP	2-11-3	3-0-1	DNP	0-0-1	7-2-0	23-5-3	DNP
vs. Florida Tech	4-3-1	13-9-0	DNP	16-6-2	4-2-3	DNP	17-14-0	6-3-0	2-2-0	0-0-0	0-1-0	10-1-0	DNP
at #24 Ala. Huntsville*	0-3-1	8-2-0	8-3-2	18-8-2	16-10-4	DNP	11-7-1	3-3-0	0-0-0	1-2-0	0-2-0	9-2-2	0-0-0
Spring Hill	6-5-0	DNP	17-7-2	8-7-2	12-3-2	DNP	19-3-1	3-0-0	2-2-0	2-1-0	6-1-1	12-6-3	0-0-0
RV West Alabama	6-3-0	DNP	4-1-1	7-1-2	20-4-0	DNP	6-5-2	0-0-0	0-2-0	0-2-1	DNP	8-3-1	DNP
at Shorter*	2-6-0	DNP	6-4-1	26-2-0	10-8-2	DNP	19-7-1	DNP	DNP	DNP	5-0-1	6-5-1	DNP
Delta State*	4-5-0	4-3-0	16-5-3	14-3-2	19-4-1	DNP	12-3-1	DNP	0-0-0	DNP	DNP	5-3-1	DNP
Mississippi College*	4-3-0	8-5-0	0-4-0	32-6-2	17-6-1	DNP	14-5-0	DNP	0-0-0	DNP	0-0-0	4-3-1	DNP
at Lee*	2-3-0	13-8-0	10-3-2	2-3-6	15-4-3	0-0-0	6-7-0	DNP	0-0-0	0-1-0	5-1-1	2-1-0	5-1-0
West Georgia*													
at Christian Brothers*													
at Union (Tenn.)*													
at Georgia College													
Valdosta State*													
West Florida*													
at Montevallo*													
Alabama Huntsville*													
at West Alabama*													
Shorter*													
at Mississippi College*													
at Delta State*													
at West Georgia*													
Lee*													
Union*													
Christian Brothers*													
at West Florida*													
at Valdosta State*													
Montevallo*													

WARHAWKS GAME HIGHS

Opponent	Pts	Rebs	Asts	Stls	Blks
vs. Rollins College	Gaston (27)	Graham (11)	Three w/ 3	Lanzi (4)	Graham (3)
vs. Florida Tech	Graham (17)	Graham (14)	Gaston (3)	Graham (3)	Graham (1)
#24 Ala. Huntsville*	Anderson (18)	Gaston (10)	Gaston (4)	Two w/ 2	Graham (1)
Spring Hill*	Graham (19)	Two w/ 7	Lanzi (3)	Two w/ 3	Graham (3)
RV West Alabama*	Gaston (20)	Graham (5)	Two w/ 2	Gaston (3)	Graham (6)
at Shorter*	Anderson (26)	Lanzi (10)	Lanzi (5)	Anderson (3)	Two w/ 1
Delta State*	Gaston (19)	Two w/ 5	Youngblood (3)	Two w/ 2	Smith (1)
Mississippi College*	Anderson (32)	Two w/ 6	Anderson (2)	Gaston (2)	Graham (2)
at Lee*	Gaston (15)	Smith (8)	Anderson (6)	Anderson (3)	Three w/ 1
West Georgia*					
at Christian Brothers*					
at Union*					
at Georgia College*					
Valdosta State*					
West Florida*					
at Montevallo*					
Ala. Huntsville*					
at West Alabama*					
Shorter*					
at Mississippi College*					
at Delta State*					
at West Georgia*					
Lee*					
Union*					
Christian Brothers*					
at West Florida*					
at Valdosta State*					
Montevallo*					

WARHAWKS STARTING LINEUPS

Opponent	G	G	G	F	F
vs. Rollins College	Anderson	Gaston	Ivic	Graham	Smith
vs. Florida Tech	Anderson	Gaston	Ivic	Graham	Smith
#24 Ala. Huntsville*	Anderson	Gaston	Ivic	Graham	Tucker
Spring Hill*	Anderson	Gaston	Youngblood	Lanzi	Tucker
RV West Alabama*	Anderson	Gaston	Youngblood	Lanzi	Tucker
at Shorter*	Anderson	Gaston	Youngblood	Lanzi	Tucker
Delta State*	Anderson	Gaston	Youngblood	Lanzi	Tucker
Mississippi College*	Anderson	Gaston	Youngblood	Lanzi	Tucker
at Lee*	Anderson	Gaston	Youngblood	Lanzi	Tucker
West Georgia*					
at Christian Brothers*					
at Union*					
at Georgia College*					
Valdosta State*					
West Florida*					
at Montevallo*					
Ala. Huntsville*					
at West Alabama*					
Shorter*					
at Mississippi College*					
at Delta State*					
at West Georgia*					
Lee*					
Union*					
Christian Brothers*					
at West Florida*					
at Valdosta State*					
Montevallo*					



RECORD VERSUS ALL OPPONENTS

GULF SOUTH CONFERENCE SCHOOLS:

Alabama Huntsville	20-22
Christian Brothers	3-3
Delta State	4-8
Lee (Tenn.)	10-17
Mississippi College	5-4
Montevallo (Ala.)	33-30
Shorter	28-5
Union (Tenn.)	2-9
Valdosta State	4-13
West Alabama	1-11
West Georgia	1-9
West Florida	9-12

ALABAMA SCHOOLS:

Alabama Birmingham	0-1
Alabama State	8-27
Athens State (Ala.)	33-34
Birmingham Southern	20-34
Concordia (Ala.)	9-1
Faulkner	44-33
Huntingdon	11-5
Jacksonville State	2-8
Miles (Ala.)	3-1
Mobile (Ala.)	20-14
Samford	0-3
Selma	28-3
South Alabama	0-2
Spring Hill	27-22
Stillman College	6-0
Talladega	51-8
Troy	4-7
Tuskegee	11-4

OTHER OPPONENTS:

Albany State	0-2
Allen	1-0
Anderson	2-0
Arkansas-Monticello	0-1
Armstrong Atlantic State	0-1
Azusa Pacific	0-2
Baptist Christian	1-0
Barber-Scotia	1-1
Belhaven	9-12
Benedict College	0-1
Berry	8-5
Bethel (Tenn.)	1-1
Blue Mountain	3-0
Brevard	1-0
Brewton-Parker	30-6
Campbellsville	1-0
Carson Newman	0-1
Cedarville	1-0
Christian Heritage	1-0
Clafflin	3-3
Clark-Atlanta	0-2
Coastal Georgia	5-2
College of Charleston	3-2
Columbus State	3-2

Crichton	0-1
Cumberland	9-8
Dalton State	2-4
Daniel Payne	4-0
DeVry Institute	1-0
Dillard	22-9
Earl Paulk	3-0
Edward Waters	1-0
Embry-Riddle	2-2
Emmanuel	20-12
Eureka	1-0
Findlay	0-1
Flagler	0-1
Florida International	1-0
Florida Memorial	2-0
Florida Southern	1-0
Florida Tech	3-0
Fort Hays State	1-0
Fort Valley State	1-0
Francis Marion	0-1
Freed-Hardeman	0-4
Georgia College	0-2
Georgia Southwestern	16-20
Georgetown (Ky.)	0-1
Grace	1-0
Grand Canyon	0-1
Hastings	0-1
Hawaii Pacific	1-0
High Point	1-0
Indiana State	1-0
Jarvis Christian	1-0
Johnson C. Smith	2-0
Kansas State	0-1
Kearney State	0-1
Kennesaw State	1-0
Kentucky State	0-1
Kentucky Wesleyan	2-1
LaGrange	21-6
Lambuth	1-2
Lander	1-0
Lees-McRae	1-0
Life	1-15
Limestone	3-0
Lipscomb	0-1
Loyola-New Orleans	4-6
LSU-Shreveport	1-1
Martin Methodist	1-8
Middle Georgia State	3-4
Mohawk	1-0
Morris Brown	1-1
North Alabama	4-5
North Georgia	13-8
Oakwood	2-1
Oklahoma	0-1
Oklahoma Baptist	0-3
Oklahoma City	0-1
Paine	1-0
Patton	1-0

Paul Quinn	1-0
Pensacola Christian	1-0
Phillips	1-0
Piedmont	1-1
Pikeville	1-0
Point	2-2
Prairie View A&M	1-0
Puerto Rico-Mayaguez	1-0
Quincy	0-1
Reinhardt	15-5
Robert Morris-Chicago	0-1
Rollins College	0-3
South Carolina	0-1
Southeastern Baptist	1-0
South Carolina-Aiken	1-1
South Carolina-Spartanburg	0-1
Southern-Baton Rouge	0-1
Southern-New Orleans	14-3
Southern Benedictine	7-2
Southern Poly	14-21
Southern Wesleyan	23-8
St. Augustine's	0-1
St. Joseph's	1-0
St. Leo	1-1
St. Rose	1-0
St. Thomas Aquinas	0-1
Taylor (Ind.)	0-1
Tampa	1-0
Tennessee Temple	1-0
Tennessee Wesleyan	2-0
Texas College	4-1
Texas Tech	0-1
Thomas	3-1
Tiffin	1-0
Tougaloo	1-0
Trevecca Nazarene	4-2
Truett-McConnell	2-0
Tulane	0-1
Tusculum	1-0
University of the South	1-0
Voorhees	4-1
Washburn	0-1
Webber International	1-0
West Virginia Wesleyan	0-1
Westminster	0-1
Westmont	0-1
William Carey	27-15
William Jewell	2-0
Wisconsin-Eau Claire	1-0
Xavier (La.)	15-6
Young Harris	0-2

2022-2023 Auburn University at Montgomery Men's Basketball
Overall Statistics (as of Dec 9, 2022)

Overall Record: 4-5 Conf: 3-3 Home: 3-1 Away: 1-2 Neutral: 0-2

#	Player	GP-GS	MIN	AVG	FG		3PT		FT		Rebounds				PF	DQ	A	TO	BLK	STL	PTS	AVG
					FG-FGA	FG%	3FG-FGA	3FG%	FT-FTA	FT%	OFF	DEF	TOT	AVG								
04	Gaston, Jalen	9-9	314	34.9	48-124	.387	15-40	.375	29-37	.784	17	28	45	5.0	24	0	19	15	3	13	140	15.6
03	Anderson, Travis	9-9	324	36.0	43-110	.391	19-51	.373	24-28	.857	13	25	38	4.2	12	0	20	26	0	14	129	14.3
11	Graham, James	9-3	171	19.0	45-83	.542	4-8	.500	12-16	.750	21	41	62	6.9	26	0	9	18	19	6	106	11.8
01	Smith, Roderick	6-2	163	27.2	18-37	.486	0-1	.000	20-24	.833	13	19	32	5.3	14	1	2	18	2	4	56	9.3
22	Lanzi, Joseph	9-6	245	27.2	30-61	.492	11-25	.440	8-11	.727	10	24	34	3.8	22	1	16	20	1	11	79	8.8
02	Youngblood, Sam	8-6	228	28.5	25-70	.357	8-38	.211	3-4	.750	6	22	28	3.5	16	0	11	11	1	7	61	7.6
00	Tucker, Deven	9-7	147	16.3	15-27	.556	0-0	.000	3-6	.500	15	17	32	3.6	17	0	2	7	3	2	33	3.7
21	Croley, Gilbert	7-0	55	7.9	8-15	.533	3-6	.500	4-8	.500	2	5	7	1.0	8	0	3	11	0	4	23	3.3
12	Ivic, Strahinja	5-3	65	13.0	5-12	.417	5-11	.455	0-0	.000	0	6	6	1.2	6	0	1	2	2	0	15	3.0
25	Steward Jr., Eric	3-0	10	3.3	2-5	.400	1-1	1.000	0-0	.000	0	1	1	0.3	1	0	0	2	0	1	5	1.7
15	Boozer, Zameron	7-0	33	4.7	1-3	.333	0-0	.000	2-2	1.000	2	4	6	0.9	1	0	0	2	1	3	4	0.6
20	Williams, Jelal	6-0	45	7.5	1-4	.250	0-0	.000	1-2	.500	3	3	6	1.0	6	0	2	8	4	1	3	0.5
10	Hunter, Jaxon	1-0	1	1.0	0-0	.000	0-0	.000	0-0	.000	0	0	0	0.0	0	0	0	0	0	0	0	0.0
Total		9	1801	200.1	241-551	.437	66-181	.365	106-138	.768	110	209	319	35.4	153	2	85	145	36	66	654	72.67
Opponents			1800	200.0	248-535	.464	65-193	.337	136-167	.814	87	212	299	33.2	139	5	120	130	21	58	697	77.44

Team Statistics	UAM	OPP	Conf	Date	Opponent	W/L	Score	Att.
SCORING	654	697		11/11/22	vs Rollins	L	83-85	75
Points Per Game	72.7	77.4		11/12/22	vs Florida Tech	L	72-80	89
Scoring Margin	-4.7	-	*	11/19/22	at Alabama Huntsville	L	74-84	335
FIELD GOALS-ATT	241-551	248-535		11/22/22	SPRING HILL	W	87-84	204
Field Goal Pct	.437	.464	*	11/26/22	WEST ALA.	L	51-81	131
3 POINT FG-ATT	66-181	65-193	*	11/28/22	at Shorter	W	74-58	175
3PT FG Pct	.365	.337	*	12/02/22	DELTA ST.	W	74-66	228
3PT Made Per Game	7.3	7.2	*	12/04/22	MISSISSIPPI COL.	W	79-74	258
FREE THROWS-ATT	106-138	136-167	*	12/09/22	at Lee	L	60-85	313
FT Pct	.768	.814	* = Conference game					
FT Made Per Game	11.8	15.1						
REBOUNDS	319	299						
Rebounds Per Game	35.4	33.2						
Rebounds Margin	2.2	-						
ASSISTS	85	120						
Assists Per Game	9.4	13.3						
TURNOVERS	145	130						
Turnovers Per Game	16.1	14.4						
Turnovers Margin	-1.7	-						
Assist/Turnover Ratio	0.6	0.9						
STEALS	66	58						
Steals Per Game	7.3	6.4						
BLOCKS	36	21						
Blocks Per Game	4.0	2.3						
ATTENDANCE	821	823						
Dates/Avg Per Date	4-205	3-274						
Neutral Site #/Avg	-	2-82						

Score by Periods	1st	2nd	Total
Auburn-Montgomery	305	349	654
Opponents	342	355	697

2022-2023 Auburn University at Montgomery Men's Basketball
Overall Statistics (as of Dec 9, 2022)

Conference Games Only

Conf: 3-3 Home: 2-1 Away: 1-2 Neutral: 0-0

#	Player	GP-GS	MIN	AVG	FG		3PT		FT		Rebounds				PF	DQ	A	TO	BLK	STL	PTS	AVG
					FG-FGA	FG%	3FG-FGA	3FG%	FT-FTA	FT%	OFF	DEF	TOT	AVG								
03	Anderson, Travis	6-6	219	36.5	32-76	.421	16-36	.444	19-22	.864	7	16	23	3.8	8	0	14	12	0	12	99	16.5
04	Gaston, Jalen	6-6	217	36.2	32-81	.395	11-27	.407	22-29	.759	13	23	36	6.0	14	0	11	13	2	9	97	16.2
11	Graham, James	6-1	115	19.2	29-52	.558	1-4	.250	9-11	.818	9	25	34	5.7	19	0	5	8	10	5	68	11.3
01	Smith, Roderick	4-0	90	22.5	10-21	.476	0-1	.000	13-16	.813	8	10	18	4.5	11	1	0	16	2	3	33	8.3
02	Youngblood, Sam	6-5	191	31.8	18-53	.340	5-29	.172	3-4	.750	5	15	20	3.3	13	0	9	9	1	6	44	7.3
22	Lanzi, Joseph	6-5	160	26.7	15-34	.441	3-8	.375	1-2	.500	5	17	22	3.7	18	1	10	14	1	6	34	5.7
00	Tucker, Deven	6-6	107	17.8	8-16	.500	0-0	.000	2-5	.400	10	13	23	3.8	12	0	1	3	2	1	18	3.0
21	Croley, Gilbert	4-0	27	6.8	3-7	.429	2-3	.667	2-3	.667	0	3	3	0.8	4	0	2	1	0	0	10	2.5
25	Steward Jr., Eric	2-0	6	3.0	2-3	.667	1-1	1.000	0-0	.000	0	1	1	0.5	0	0	0	2	0	0	5	2.5
12	Ivic, Strahinja	2-1	17	8.5	1-5	.200	1-5	.200	0-0	.000	0	3	3	1.5	2	0	0	1	0	0	3	1.5
20	Williams, Jelal	3-0	25	8.3	0-3	.000	0-0	.000	1-2	.500	2	3	5	1.7	2	0	1	5	3	1	1	0.3
15	Boozer, Zameron	5-0	25	5.0	0-2	.000	0-0	.000	0-0	.000	0	2	2	0.4	1	0	0	1	1	1	0	0.0
10	Hunter, Jaxon	1-0	1	1.0	0-0	.000	0-0	.000	0-0	.000	0	0	0	0.0	0	0	0	0	0	0	0	0.0
Total		6	1200	200.0	150-353	.425	40-114	.351	72-94	.766	65	139	204	34.0	104	2	53	88	22	44	412	68.67
Opponents			1200	200.0	160-349	.458	33-129	.256	95-116	.819	56	143	199	33.2	95	3	77	80	14	32	448	74.67

Team Statistics	UAM	OPP
SCORING	412	448
Points Per Game	68.7	74.7
Scoring Margin	-6.0	-
FIELD GOALS-ATT	150-353	160-349
Field Goal Pct	.425	.458
3 POINT FG-ATT	40-114	33-129
3PT FG Pct	.351	.256
3PT Made Per Game	6.7	5.5
FREE THROWS-ATT	72-94	95-116
FT Pct	.766	.819
FT Made Per Game	12.0	15.8
REBOUNDS	204	199
Rebounds Per Game	34.0	33.2
Rebounds Margin	0.8	-
ASSISTS	53	77
Assists Per Game	8.8	12.8
TURNOVERS	88	80
Turnovers Per Game	14.7	13.3
Turnovers Margin	-1.4	-
Assist/Turnover Ratio	0.6	1.0
STEALS	44	32
Steals Per Game	7.3	5.3
BLOCKS	22	14
Blocks Per Game	3.7	2.3
ATTENDANCE	617	823
Dates-Avg Per Date	3-206	3-274
Neutral Site #-Avg	-	0-0

Date	Opponent	W/L	Score	Att.
11/19/22	at Alabama Huntsville	L	74-84	335
11/26/22	WEST ALA.	L	51-81	131
11/28/22	at Shorter	W	74-58	175
12/02/22	DELTA ST.	W	74-66	228
12/04/22	MISSISSIPPI COL.	W	79-74	258
12/09/22	at Lee	L	60-85	313

Score by Periods	1st	2nd	Total
Auburn-Montgomery	193	219	412
Opponents	219	229	448

2022-2023 University of West Georgia Men's Basketball

Overall Statistics (as of Dec 4, 2022)

Overall Record: 5-1 Conf: 5-0 Home: 3-0 Away: 2-1 Neutral: 0-0

#	Player	GP-GS	MIN	AVG	FG		3PT		FT		Rebounds				PF	DQ	A	TO	BLK	STL	PTS	AVG
01	Zabetakis, Michael	6-6	196	32.7	42-79	.532	16-35	.457	21-30	.700	10	25	35	5.8	20	1	14	17	1	9	121	20.2
03	Jackson, Zawdie	6-6	205	34.2	28-58	.483	4-13	.308	24-29	.828	3	11	14	2.3	16	0	32	12	1	9	84	14.0
05	Sasser, Jalen	6-6	158	26.3	35-61	.574	0-0	.000	10-15	.667	17	17	34	5.7	17	0	2	12	11	7	80	13.3
02	Donatlan, Camron	3-0	55	18.3	11-20	.550	1-2	.500	3-6	.500	1	14	15	5.0	1	0	2	2	1	4	26	8.7
13	Fisher, Cole	6-6	122	20.3	16-37	.432	8-22	.364	3-3	1.000	3	9	12	2.0	3	0	8	3	1	3	43	7.2
11	Griffin, Kolten	6-6	191	31.8	17-40	.425	5-15	.333	3-5	.600	10	32	42	7.0	10	0	8	7	4	6	42	7.0
20	Barnes, J.J.	6-0	165	27.5	11-41	.268	3-10	.300	15-16	.938	8	11	19	3.2	10	0	11	6	0	9	40	6.7
25	Gini, Tommaso	6-0	71	11.8	3-15	.200	3-11	.273	0-0	.000	0	5	5	0.8	8	0	2	1	1	3	9	1.5
10	Griffin, Michael	4-0	15	3.8	1-2	.500	0-1	.000	1-1	1.000	1	5	6	1.5	1	0	0	1	1	1	3	0.8
12	Beaty , Braxton	4-0	22	5.5	0-3	.000	0-0	.000	0-0	.000	1	1	2	0.5	2	0	1	1	0	0	0	0.0
Total		6	1200	200.0	164-356	.461	40-109	.367	80-105	.762	62	144	206	34.3	88	1	80	64	21	51	448	74.67
Opponents			1200	200.0	150-346	.434	49-132	.371	71-92	.772	62	142	204	34.0	101	1	83	85	23	28	420	70.00

Team Statistics	UWG	OPP	Conf	Date	Opponent	W/L	Score	Att.
SCORING	448	420		11/12/22	at Embry-Riddle (FL)	L	65-70	777
Points Per Game	74.7	70.0	*	11/16/22	MONTEVALLO	W	80-75	762
Scoring Margin	4.7	-	*	11/22/22	CHRISTIAN BROTHERS	W	75-73	324
FIELD GOALS-ATT	164-356	150-346	*	11/26/22	at Union (TN)	W	71-64	150
Field Goal Pct	.461	.434	*	12/01/22	at Valdosta St.	W	88-76	1,036
3 POINT FG-ATT	40-109	49-132	*	12/04/22	WEST FLORIDA	W	69-62	473
3PT FG Pct	.367	.371	* = Conference game					
3PT Made Per Game	6.7	8.2						
FREE THROWS-ATT	80-105	71-92						
FT Pct	.762	.772						
FT Made Per Game	13.3	11.8						
REBOUNDS	206	204						
Rebounds Per Game	34.3	34.0						
Rebounds Margin	0.3	-						
ASSISTS	80	83						
Assists Per Game	13.3	13.8						
TURNOVERS	64	85						
Turnovers Per Game	10.7	14.2						
Turnovers Margin	3.5	-						
Assist/Turnover Ratio	1.3	1.0						
STEALS	51	28						
Steals Per Game	8.5	4.7						
BLOCKS	21	23						
Blocks Per Game	3.5	3.8						
ATTENDANCE	1,559	1,963						
Dates/Avg Per Date	3-520	3-654						
Neutral Site #/Avg	-	0-0						

Score by Periods	1st	2nd	Total
West Ga.	207	241	448
Opponents	202	218	420

2022-2023 University of West Georgia Men's Basketball

Overall Statistics (as of Dec 4, 2022)

Conference Games Only

Conf: 5-0 Home: 3-0 Away: 2-0 Neutral: 0-0

#	Player	GP-GS	MIN	AVG	FG		3PT		FT		Rebounds				PF	DQ	A	TO	BLK	STL	PTS	AVG
					FG-FGA	FG%	3FG-FGA	3FG%	FT-FTA	FT%	OFF	DEF	TOT	AVG								
01	Zabetakis, Michael	5-5	159	31.8	37-63	.587	15-30	.500	10-19	.526	9	21	30	6.0	18	1	11	14	1	6	99	19.8
03	Jackson, Zawdie	5-5	173	34.6	25-52	.481	4-13	.308	19-23	.826	2	8	10	2.0	13	0	30	10	0	6	73	14.6
05	Sasser, Jalen	5-5	133	26.6	27-49	.551	0-0	.000	8-12	.667	16	14	30	6.0	14	0	2	11	10	6	62	12.4
02	Donatlan, Camron	3-0	55	18.3	11-20	.550	1-2	.500	3-6	.500	1	14	15	5.0	1	0	2	2	1	4	26	8.7
13	Fisher, Cole	5-5	106	21.2	16-37	.432	8-22	.364	3-3	1.000	3	7	10	2.0	3	0	7	1	1	3	43	8.6
11	Griffin, Kolten	5-5	157	31.4	16-36	.444	5-13	.385	2-3	.667	8	29	37	7.4	8	0	7	4	4	5	39	7.8
20	Barnes, J.J.	5-0	132	26.4	9-34	.265	3-9	.333	11-12	.917	8	8	16	3.2	8	0	9	5	0	7	32	6.4
25	Gini, Tommaso	5-0	56	11.2	2-10	.200	2-7	.286	0-0	.000	0	4	4	0.8	7	0	1	1	1	3	6	1.2
10	Griffin, Michael	3-0	12	4.0	1-2	.500	0-1	.000	1-1	1.000	1	5	6	2.0	0	0	0	1	1	0	3	1.0
12	Beaty , Braxton	3-0	17	5.7	0-2	.000	0-0	.000	0-0	.000	1	1	2	0.7	1	0	1	0	0	0	0	0.0
Total		5	1000	200.0	144-305	.472	38-97	.392	57-79	.722	56	122	178	35.6	73	1	70	51	19	40	383	76.60
Opponents			1000	200.0	126-293	.430	40-106	.377	58-75	.773	53	116	169	33.8	81	1	64	68	21	24	350	70.00

Team Statistics	UWG	OPP	Date	Opponent	W/L	Score	Att.
SCORING	383	350	11/16/22	MONTEVALLO	W	80-75	762
Points Per Game	76.6	70.0	11/22/22	CHRISTIAN BROTHERS	W	75-73	324
Scoring Margin	6.6	-	11/26/22	at Union (TN)	W	71-64	150
FIELD GOALS-ATT	144-305	126-293	12/01/22	at Valdosta St.	W	88-76	1036
Field Goal Pct	.472	.430	12/04/22	WEST FLORIDA	W	69-62	473
3 POINT FG-ATT	38-97	40-106					
3PT FG Pct	.392	.377					
3PT Made Per Game	7.6	8.0					
FREE THROWS-ATT	57-79	58-75					
FT Pct	.722	.773					
FT Made Per Game	11.4	11.6					
REBOUNDS	178	169					
Rebounds Per Game	35.6	33.8					
Rebounds Margin	1.8	-					
ASSISTS	70	64					
Assists Per Game	14.0	12.8					
TURNOVERS	51	68					
Turnovers Per Game	10.2	13.6					
Turnovers Margin	3.4	-					
Assist/Turnover Ratio	1.4	0.9					
STEALS	40	24					
Steals Per Game	8.0	4.8					
BLOCKS	19	21					
Blocks Per Game	3.8	4.2					
ATTENDANCE	1,559	1,186					
Dates-Avg Per Date	3-520	2-593					
Neutral Site #-Avg	-	0-0					

Score by Periods	1st	2nd	Total
West Ga.	179	204	383
Opponents	168	182	350