



# AUBURN UNIVERSITY AT MONTGOMERY BASKETBALL

2022-2023 AUM MEN'S BASKETBALL GAME NOTES | 35 POSTSEASON APPEARANCES | 12 NATIONAL TOURNAMENT APPEARANCES | 17 ALL-AMERICANS

**AUBURN MONTGOMERY**

**2-4**  
OVERALL

**1-2**  
GSC

**NR/NR**  
NABC TOP 25 / D2SIDA TOP 25

**MICHAEL CHEANEY**  
HEAD COACH

**160-189**  
OVERALL

**13th**  
SEASON

**VS**

**DELTA STATE**

**0-6**  
OVERALL

**0-4**  
GSC

**NR/NR**  
NABC TOP 25 / D2SIDA TOP 25

**MIKE NIENABER**  
HEAD COACH

**618-558**  
OVERALL

**40th**  
SEASON

## STARTING LINEUP: WARHAWKS CONTINUE GSC PLAY AGAINST DELTA STATE

### ➔ GAME INFORMATION:

**GM NO. 7:** Auburn University at Montgomery vs. Delta State | **Venue:** AUM Athletics Complex | **City:** Montgomery, Ala. | **Tipoff:** Dec. 2, 8PM | **TV:** Warhawk Sports Network | **Talent:** Cody Clark (PxP) | **Live Stats:** AUMathletics.com | **Social Media:** @AUMWarhawksMBB

### ➔ ANDERSON DROPS 26, WARHAWKS SECURE ROAD WIN OVER SHORTER:

Newcomer Travis Anderson poured in 26 points and the Auburn University at Montgomery men's basketball team secured its first win in GSC play, a 74-58 victory over Shorter on the road. Anderson scored 26 in 34 minutes, as went 9-of-16 from the floor and 4-of-7 from three-point territory. Anderson also added three of AUM's eight steals in the game. James Graham also added 19 points and seven rebounds, while Jalen Gaston scored 10 points and pulled down eight rebounds.

### ➔ CLEANING UP THE BOARDS:

The Warhawks are averaging 36.7 rebounds per game, which ranks fourth in the GSC, and James Graham leads the way with 7.8 rebounds per game. Graham ranked second in the GSC last season at 7.7 rebounds a game, and already has two double-digit rebound games. He tallied 11 rebounds against Rollins and a season-high 14 against Florida Tech. Roderick Smith is second on the team averaging 5.3 rebounds per game. Newcomer Jalen Gaston is third on the team averaging 5.2 rebounds per contest.

### ➔ TRIMMING DOWN THE TURNOVERS:

AUM, who ranks second-worst in the GSC in turnovers per game at 16.2, turned a bit of a corner last time out against the Shorter Hawks. The Warhawks, who had been averaging nearly 20 turnovers per game, coughed up the ball just five times against the Hawks. The five turnovers are a season-low, and their lowest amount since February 3, 2018, when the Warhawks had just four turnovers against Delta State.

### ➔ SCOUTING THE DELTA STATE STATESMEN:

The Delta State University men's basketball team comes into the weekend seeking its first win of the season. Maalik Cartwright leads the team in scoring at 18.0 points per game, but he has missed four games due to injury. Sam Smith, a transfer from Arkansas Mid-South, carried the bulk of the load in Cartwright's absence. Smith, the only player in the GSC averaging a double-double (15.8 PPG, 10.0 RPG), has scored in double-figures in five of DSU's six games. He also has a pair of 20-plus point games. Smith had season-best lines of 29 points, nine rebounds, and five blocks against Southern Arkansas and 23 points with 17 rebounds against Christian Brothers.

## PROBABLE STARTING LINEUP:



**0**

**DEVEN TUCKER**  
Sr. • F • 6-5 • 190



**2**

**SAM YOUNGBLOOD**  
So. • G • 6-4 • 195



**3**

**TRAVIS ANDERSON**  
Jr. • G • 6-0 • 175



**4**

**JALEN GASTON**  
Sr. • G • 6-2 • 175



**22**

**JOSEPH LANZ**  
Jr. • G • 6-5 • 195

## ▶ 2022-2023 SCHEDULE & RESULTS

<b>OVERALL RECORD:</b>	<b>2-4</b>
GSC:	1-2
NON-CONFERENCE:	1-2
HOME   AWAY   NEUTRAL:	1-1   1-1   0-2

### NOVEMBER (2-4)

3	Jacksonville State (Exhibition)	L, 101-93
11	vs. RV Rollins College*	L, 85-83
12	vs. Florida Tech*	L, 80-72
19	#24 University of Alabama Huntsville*	L, 84-74
22	Spring Hill College	W, 87-84
26	RV University of West Alabama*	L, 81-51
28	at Shorter University*	W, 74-58

### DECEMBER (0-0)

2	Delta State University*	8 PM
4	Mississippi College*	4 PM
9	at Lee University*	7 PM
11	University of West Georgia*	4 PM
16	at Christian Brothers University*	7 PM
18	at Union University*	4 PM
29	at Georgia College	3 PM
31	Valdosta State University*	4 PM

### JANUARY (0-0)

2	University of West Florida*	3 PM
7	at University of Montevallo*	4 PM
14	University of Alabama Huntsville*	4 PM
18	at University of West Alabama*	7 PM
21	Shorter University*	4 PM
26	at Mississippi College*	7:30 PM
28	at Delta State University*	4 PM

### FEBRUARY (0-0)

1	at University of West Georgia*	6:30 PM
4	Lee University*	4 PM
9	Union University*	8 PM
11	Christian Brothers University*	4 PM
16	at University of West Florida*	7:30 PM
18	at Valdosta State University*	3 PM
25	University of Montevallo*	4 PM
28	GSC Tournament Super Tuesday	TBA

### MARCH-APRIL | POSTSEASON

4 & 5	GSC Final Four!	TBA
11-14	NCAA South Regional*	TBA
21-25	NCAA Elite Eight*	TBA
3-25	NCAA National Championship	TBA

\* - GSC Games | \* - South Region Tip-Off Challenge in Columbia, S.C.

1 - GSC Semifinals & Finals Played at Pete Hanna Center in Birmingham, Ala.

\*NCAA South Regional Games Played at Host Campus Site TBA | \*NCAA Elite Eight Games Played at TBA

ALL TIMES CENTRAL



## NEWS & NOTES:

### ➔ RETURNING WARHAWKS:

The Warhawks return 10 players from last season's squad that went 12-16 and 9-11 in the GSC. AUM finished in a tie for eighth place in the GSC standings last year but lost out on a playoff birth in a tiebreaker scenario. AUM's top returning scorer is James Graham, who ranked 22nd in the GSC last season averaging 12.5 points per game. He also ranked second in the league in rebounding at 7.7 rebounds per contest. AUM also returns the team's top three shot blockers from last season's squad that finished first in all of NCAA Division II in blocks (174) and blocks per game (6.2). Graham (2.1) ranked first in the GSC in blocks, Roderick Smith (1.6) finished second, and Jelal Williams (1.2) finished fifth in the league in the category. Deven Tucker, Sam Youngblood, Tysen Banks, Jaxon Hunter, Strahinja Ivic, Zameron Boozer, and Gilbert Croley also all return for the Warhawks.

### ➔ ANDERSON NAMED A TOP NEWCOMER TO WATCH IN GSC:

Auburn University at Montgomery guard Travis Anderson was named to the Gulf South Conference Newcomer Watch List in the preseason. Anderson, a junior from Atlanta, Ga., is a transfer from Charleston Southern University. He was a Big South All-Freshman team member in 2019-2020 after averaging 8.9 points per game and led all Big South bench players in scoring average. He played 45 games for the Buccaneers and played 16.7 minutes per night.

### ➔ GULF SOUTH CONFERENCE PRESEASON POLL:

AUM was picked to finish 10th in this season's preseason coaches' poll. Defending Gulf South Conference tournament champion the University of Alabama in Huntsville was picked to win the league. They were followed by tournament runner-up, Lee. Valdosta State was picked to finish third in the league, West Alabama (104) was picked fourth, and Union (103) was picked fifth.

### ➔ CHASING 800:

The Warhawks own a 794-612 record all-time as a program. AUM, who began competing as an NAIA institution in the 1975-76 season, started the school's transition to NCAA Division II in 2016-17 when they competed as an NCAA independent. The Warhawks began playing a Gulf South Conference schedule in 2017-2018. AUM needs six more wins to reach 800 program wins.

### ➔ NEWCOMER SCORING INFUSION:

The Warhawks have relied heavily on an infusion of scoring by new players on the roster this season. Newcomers this season account for 53.9 percent of AUM's scoring, or 238 of 441 points. The team's leading scorer, at 14.8 points per game, is newcomer Jalen Gaston. Transfer point guard Travis Anderson is second on the squad at 13.5 points per game. Transfer wing Joe Lanzi is also fourth on the team in scoring at 11.3 points per contest.

### ➔ MONTGOMERY BLOCK PARTY:

AUM blocked 13 shot attempts against the University of West Alabama earlier this season, setting a new school record along the way. The previous record had been 11 blocks in a game, which the Warhawks did twice (in 2021 against Southeastern Baptist, and in 1997 against LaGrange). For the season, the Warhawks have blocked 28 shots as a team in five games, averaging 5.6 blocks per game. That number ranks first in the Gulf South Conference. James Graham leads the team and the league this season with 16 blocks (3.2 per game). AUM's top three shot blockers from last season are still on the roster, as Graham averaged 2.1 blocks to rank first in the league. The Warhawks totaled 174 blocks, or 6.2 per game. Roderick Smith (1.6) finished second in the GSC last season, and Jelal Williams (1.2) finished fifth.

### ➔ GASTON LEADING IN THE SCORING COLUMN:

Newcomer Jalen Gaston leads the way for the AUM offense at 14.8 points per game. Gaston has posted double-figures five times this year, including 27 points in the season opener against Rollins. Gaston tallied 16 points and 10 rebounds in AUM's conference opener, added 12 points against Spring Hill, and scored 20 points in AUM's loss against West Alabama. Gaston is averaging 14.8 points, 5.2 rebounds, 2.3 assists, and 1.7 steals per game in 34.5 minutes per game through the team's first six games.

➔ **GSC LEADERS:** Newcomer guard Joseph Lanzi is tied for fourth in the GSC in three-point percentage at 47.6 percent (10-for-21). James Graham leads the GSC in blocks with 17, averaging 2.8 blocks per game, and is fourth in the league in rebounding at 7.8 rebounds per game. Jalen Gaston is tied for third in steals per game at 1.7 and ranks fifth in minutes played (34.5 per night). Travis Anderson ranks second in the GSC in minutes played (35.3). The Warhawks lead the GSC in blocks per game (5.0), but also rank second-worst in the league in turnovers with 16.2 turnovers per game.

### ➔ THE MICHAEL CHEANEY FILE:

The Warhawks' head men's basketball coach, Michael Cheaney, enters his 9th season at the helm of Auburn Montgomery and 13th overall as a collegiate head coach. Cheaney, a coaching veteran with more than 20 years of experience at the NCAA Division I, II, III and NAIA levels, took over the helm of AUM after spending four seasons as head coach at Voorhees College in Denmark, S.C.

Last season, AUM posted a record of 12-16 in 2021-22, highlighted by senior guard Isaiah Hart being named to the All-GSC second team. Hart finished third in the conference in points per game (18.2) and led the GSC with 114 assists. Senior guard Jeremiah Bozeman was named to the GSC All-Academic Team and the CoSIDA Academic All-District Team for his efforts both on the court and in the classroom. The Warhawks led all of NCAA Division II with 174 total blocked shots and 6.2 blocks per game. Junior forward James Graham led the GSC with 58 blocks while Roderick Smith ranked second with 42 and Jelal Williams ranked fifth with 30. Hart took home GSC player of the week honors twice over the course of the season while Bozeman and Graham were also named conference player of the week in 2021-22.

Prior to joining the coaching ranks, Cheaney was a standout student-athlete at Kentucky Wesleyan University. During his playing career, Cheaney earned the Senior Award as the Panthers' outstanding athlete and set the school record for field goal percentage, which he still owns today. He was also named the team's Most Improved Player. He still owns that Cheaney earned his bachelor's degree in criminal justice from Kentucky Wesleyan in 1996. He went on to earn a master's in sports management from Indiana State University.



## ▶ HOW THEY COMPARE



### TALE OF THE TEAMS CATEGORY



73.5	POINTS PER GAME	59.5
43.9	FIELD GOAL PERCENTAGE	37.8
36.4	3-PT FIELD GOAL PERCENTAGE	26.8
71.3	FREE THROW PERCENTAGE	55.4
36.7	REBOUNDS PER GAME	29.7
10.2	ASSISTS PER GAME	12.3
16.2	TURNOVERS PER GAME	14.5
-1.7	TURNOVER MARGIN	-2.2
0.6	ASSIST-TURNOVER RATIO	0.9
13.7	POINTS OFF TURNOVERS	10.3
7.5	STEALS PER GAME	5.2
5.0	BLOCKS PER GAME	2.3

## ▶ ALL-TIME SERIES HISTORY

DATE	SCORE	H/A/N
11.25.1994	L, 71-70	A
1.18.1997	L, 80-53	A
2.13.1997	W, 79-70	H
12.16.2017	L, 71-64	H
2.3.2018	L, 80-74	A
1.31.2019	L, 80-73	H
2.9.2019	L, 77-67	A
2.1.2020	L, 97-88 (2 OT)	A
2.22.2020	W, 84-83	H
12.12.2021	L, 78-67	H
2.17.2022	W, 61-57	A
12.2.2022		

Overall Series Record: **DSU leads 8-3**

Series Streak: **AUM W1**

AUM Home Record: **2-3**

AUM Road Record: **1-5**


AUM Neutral Site Record: **0-0**

AUM OT Record: **0-1**



# AUBURN UNIVERSITY AT MONTGOMERY MEN'S BASKETBALL GAME NOTES


35 POSTSEASON APPEARANCES | 12 NATIONAL TOURNAMENT APPEARANCES | 17 ALL-AMERICANS




**0**  
**DEVEN TUCKER**  
Sr. • F • 6-5 • 190



**1**  
**RODERICK SMITH**  
Sr. • F • 6-8 • 240



**2**  
**SAM YOUNGBLOOD**  
So. • G • 6-4 • 195



**3**  
**TRAVIS ANDERSON**  
Jr. • G • 6-0 • 175



**4**  
**JALEN GASTON**  
Sr. • G • 6-2 • 175



**5**  
**TYSEN BANKS**  
Jr. • G • 6-0 • 185



**10**  
**JAXSON HUNTER**  
Sr. • G • 6-2 • 220



**11**  
**JAMES GRAHAM**  
Sr. • F • 6-7 • 225



**12**  
**STRAHINJA IVIC**  
Sr. • F • 6-7 • 215



**14**  
**JAUQUAN TYUS**  
Jr. • F • 6-6 • 225



**15**  
**ZAMERON BOOZER**  
Jr. • F • 6-8 • 240




**20**  
**JELAL WILLIAMS**  
R-Jr. • F • 6-9 • 185



**21**  
**GILBERT CROLEY**  
So. • G • 6-3 • 170



**22**  
**JOSEPH LANZI**  
Jr. • G • 6-5 • 195




**25**  
**ERIC STEWARD JR.**  
Fr. • G • 6-2 • 185



**HC**  
**MICHAEL CHEANEY**  
Head Coach



**AC**  
**BAILEY MCEWEN**  
Assistant Coach



**AT**  
**BRIELLE RINGLE**  
Athletic Training

## QUICK FACTS • INFORMATION

Location	Montgomery, Ala., 36124
Founded	1967
Enrollment	5,211
Nickname	Warhawks
Colors	Orange and Black
National Affiliation	NCAA Division II
Conference	Gulf South Conference
President	Dr. Carl Stockton
Athletic Director	Erik Maas
Senior Women's Administrator	Amber Rae Childers
FAR:	John Aho
Stadium (Capacity)	AUM Athletics Complex (2,650)

## COACHING STAFF

Head Coach	Michael Cheaney
Alma Mater/Yr	Kentucky Wesleyan/1996
Record at AUM/Yrs	88-134/9th
Overall Record/Yrs	160-189/13th
Assistant Coach	Bailey McEwen/4th
Alma Mater/Yr	Southern Indiana/2017

## TEAM INFORMATION

2021-22 Record	12-16
Gulf South Conference Record	9-11
Regular Season	Tied for 8th
GSC Tournament	N/A
Final 2021-22 National Ranking	NR
Starters Returning/Lost (2021-22)	3/2
Letterwinners Returning/Lost (2021-22)	10/3

## BASKETBALL HISTORY

First Year of Basketball	1975
All-time Record:	794-612
All-time GSC Record:	32-68
NCAA Appearances/Record	N/A
Last Appearance	N/A
Place:	N/A
Result:	N/A
Location:	N/A

## EXTERNAL RELATIONS | ATHLETIC COMMUNICATIONS

The Auburn University at Montgomery **Sports Information Office** provides public relations to members of the media. Game day services include statistics, photography (when available), video clips (when available), and post-game access to coaches and student-athletes. The Sports Information office is located on the first floor of the AUM Athletics Complex in office suite 104.

**Primary Contact** ..... **Cody Clark**

E-Mail: cclark26@aum.edu | Cell: (843) 610-6007

**Secondary Contact** ..... **Mark Gilliam**

E-Mail: mgilliam@aum.edu | Cell: (205) 399-3114

## 2022-2023 AUBURN UNIVERSITY AT MONTGOMERY NUMERICAL ROSTER

#	NAME	POS	HT	WT	CLASS	HOMETOWN / PREVIOUS SCHOOL
0	Deven Tucker	F	6-5	190	Sr.	Birmingham, Ala. / Helena HS
1	Roderick Smith	F	6-8	240	Sr.	Cyrstal Springs, Miss. / Western Illinois
2	Sam Youngblood	G	6-4	195	So.	McCalla, Ala. / McAdory HS
3	Travis Anderson	G	6-0	175	Jr.	Atlanta, Ga. / Charleston Southern
4	Jalen Gaston	G	6-2	175	Sr.	Montgomery, Ala. / Enterprise State CC
5	Tysen Banks	G	6-0	185	Jr.	Memphis, Tenn. / Kilgore College
10	Jaxson Hunter	G	6-2	220	Sr.	Trussville, Ala. / Hewitt-Trussville HS
11	James Graham	F	6-7	225	Sr.	Maywood, Ill. / Cuyahoga CC
12	Strahinja Ivic	F	6-7	215	Sr.	Belgrade, Serbia / Garrett College
14	JaQuan Tyus	F/C	6-6	225	Jr.	Memphis, Tenn. / Shawnee CC
15	Zameron Boozer	F/C	6-8	240	So.	Lanett, Ala. / Jacksonville Univ.
20	Jelal Williams	F	6-9	185	R-Jr.	Dallas, Ga. / UNC Pembroke
21	Gilbert Croley	G	6-3	170	So.	Atlanta, Ga. / East Coweta HS
22	Jospeh Lanzi	G	6-5	195	Jr.	Chelseas, Ala. / Univ. of Charleston
25	Eric Steward Jr.	G	6-2	185	Fr.	Memphis, Tenn. / Douglass HS

**Head Coach:** Michael Cheaney (13th season - 9th at AUM)

**Assistant Coach:** Bailey McEwen (4th)

**Athletic Training:** Brielle Ringle (4th)

**Sports Information:** Cody Clark (3rd - 1st at AUM)





## GULF SOUTH CONFERENCE STANDINGS

SCHOOL	CONF	CPCT.	OVERALL	PCT.	HOME	AWAY	NEUTRAL	STREAK
WEST GEORGIA	3-0	1.000	3-1	.750	2-0	1-1	0-0	W3
MISSISSIPPI COLLEGE	3-1	.750	6-1	.857	3-0	1-1	2-0	W4
VALDOSTA STATE	3-1	.750	6-3	.667	3-0	1-1	2-2	L1
WEST ALABAMA	2-1	.667	5-1	.833	3-1	2-0	0-0	L1
ALABAMA HUNTSVILLE	2-1	.667	6-2	.750	4-0	1-1	1-1	W1
UNION	2-1	.667	3-3	.500	2-2	0-1	1-0	L2
LEE	2-1	.667	2-1	.667	1-0	1-1	0-0	W2
SHORTER	1-2	.333	3-4	.429	2-1	1-1	0-2	L1
<b>AUBURN MONTGOMERY</b>	<b>1-2</b>	<b>.333</b>	<b>2-4</b>	<b>.333</b>	<b>1-1</b>	<b>1-1</b>	<b>0-2</b>	<b>W1</b>
MONTEVALLO	1-3	.250	2-5	.286	1-1	0-3	1-1	L1
CHRISTIAN BROTHERS	1-2	.333	1-4	.200	1-2	0-2	0-0	L3
WEST FLORIDA	1-3	.250	4-3	.571	3-2	1-1	0-0	W1
DELTA STATE	0-4	.000	0-6	.000	0-3	0-3	0-0	L6

## GULF SOUTH CONFERENCE WEEKLY HONORS

## PLAYER OF THE WEEK

Nov. 8	Chaney Johnson, Alabama Huntsville
Nov. 15	Chaney Johnson, Alabama Huntsville
Nov. 22	Chaney Johnson, Alabama Huntsville
Nov. 29	Braxton Bertolette, UM
Dec. 6	
Dec. 13	
Dec. 20	
Jan. 3	
Jan. 10	
Jan. 17	
Jan. 24	
Jan. 31	
Feb. 4	
Feb. 14	
Feb. 21	
Feb. 27	

## FRESHMAN OF THE WEEK

Nov. 8	N/A
Nov. 15	MJ Jones, Montevallo
Nov. 22	MJ Jones, Montevallo
Nov. 29	MJ Jones, Montevallo
Dec. 6	
Dec. 13	
Dec. 20	
Jan. 3	
Jan. 10	
Jan. 17	
Jan. 24	
Jan. 31	
Feb. 4	
Feb. 14	
Feb. 21	
Feb. 27	



## NATIONAL ASSOCIATION OF BASKETBALL COACHES TOP 25 POLL | NOV. 29, 2022

RNK	SCHOOL	RECORD	POINTS	PREV
1	NW MISSOURI STATE (14)	6-0	398	1
2	AUGUSTA	4-0	376	2
3	INDIANA (PA) (1)	5-0	368	3
4	NOVA SOUTHEASTERN	5-0	347	4
5	WEST LIBERTY	5-0	320	5
6	BLACK HILLS STATE	5-0	319	6
7	CENTRAL OKLAHOMA	5-0	302	8
8	UNC PEMBROKE	7-0	283	9
9	HILLSDALE	7-0	274	10
10	COLORADO SCHOOL OF MINES	6-0	242	13
11	LINCOLN MEMORIAL	7-1	216	11
12	FAIRMONT STATE	4-0	215	12
13	EMBRY-RIDDLE	6-0	192	17
14	FLORIDA SOUTHERN	6-0	190	18
15	CAL STATE SAN BERNARDINO	5-1	178	7
16	MINNESOTA STATE	7-0	177	21
17	SOUTHWEST BAPTIST	5-0	144	22
18	MISSOURI-ST. LOUIS	5-0	119	24
19	FORT LEWIS	6-0	112	25
20	VIRGINIA UNION	6-1	64	23
21	WEST ALABAMA	5-0	57	NR
22	BENTLEY	5-1	42	NR
23	EMPORIA STATE	5-0	40	NR
24	MILES	6-0	28	NR
25	WEST TEXAS A&M	2-2	21	NR

**OTHERS RECEIVING VOTES:** DOMINICAN 19, MINNESOTA DULUTH 16, SAINT MARTIN'S 16, TEXAS-TYLER 12, WAYNE STATE 9, SOUTHERN NAZARENE 8, WESTERN WASHINGTON 8, ST. THOMAS AQUINAS 7, WEST VIRGINIA STATE 7, TUSCULUM 6, ALABAMA HUNTSVILLE 5, COLORADO MESA 4, FORT HAYS STATE 4, INDIANAPOLIS 4, ACADEMY OF ART 3, LANDER 3, WEST CHESTER 3, MERCYHURST 1, PAGE 1, WINONA STATE 1, YOUNG HARRIS 1.

**DROPPED OUT:** MINNESOTA DULUTH (14), ALABAMA HUNTSVILLE (15), SOUTHERN NAZARENE (16), SAINT MARTIN'S (19), INDIANAPOLIS (20).



## WARHAWKS BY THE NUMBERS

794

wins that the AUM Warhawks men's basketball program has amassed since its debut season in 1975-1976. AUM has posted an all-time record of 793-612, which translates to a .565 winning percentage. AUM needs just seven more wins to register program win No. 800 this season.

36.7

rebounds per game that AUM averages this year. The Warhawks rank fourth in the GSC in per-game rebounding.

They are also second in the league in offensive rebounds, averaging 13.0 offensive boards per game.

13

blocks AUM tallied on Nov. 26 against the University of West Alabama to set a new school record. The 13 blocks is also tied for 6th all-time in GSC history in a single game. The Warhawks got six blocks from James Graham to lead the way, while Jelal Williams registered three blocks. Deven Tucker, Sam Youngblood, Jalen Gaston, and Zameron Boozer each posted one block in the contest.

6

more victories needed by the Auburn University at Montgomery Warhawks men's basketball program to reach 800 all-time. AUM began play in the 1975-1976 season.

5.0

blocks per game that AUM averages this season. The Warhawks rank first in the Gulf South Conference in blocks this year (30). The Warhawks are fresh off a campaign last season in which they led all of NCAA Division II in blocks with 6.2 blocks per game in 28 games played.



**GAME-BY-GAME TEAM COMPARISONS**

Opponent	W/L	FGM-FGA	PCT.	3PM-3PA	PCT.	FTM-FTA	PCT.	OReb	DReb	TotReb	PF	AST	TO	BLK	STL	1stH	2ndH	OT	PTS
AUBURN MONTGOMERY	L	32-62	51.6%	11-22	50%	8-10	80%	11	22	33	18	15	20	4	9	40	43	-	83
Rollins College		32-61	52.5%	12-15	80%	9-13	69.2%	9	20	29	10	18	17	1	7	45	40	-	85
AUBURN MONTGOMERY	L	25-59	42.4%	5-18	27.8%	17-23	73.9%	17	27	44	16	6	18	6	1	31	41	-	72
Florida Tech		28-66	42.4%	10-25	40%	14-19	73.7%	12	21	33	16	14	8	3	12	42	38	-	80
AUBURN MONTGOMERY	L	26-66	39.4%	10-26	38.5%	12-18	66.7%	12	33	45	22	12	14	1	5	39	35	-	74
at #24 Alabama Huntsville		26-61	42.6%	9-38	23.7%	23-27	85.2%	5	33	38	17	13	7	2	7	38	46	-	84
Spring Hill College		28-59	47.5%	10-24	41.7%	18-19	94.7%	10	28	38	18	11	25	3	7	36	48	-	84
vs. AUBURN MONTGOMERY	W	34-77	44.2%	10-27	37%	9-11	81.8%	17	21	38	15	11	19	4	12	41	46	-	87
RV West Alabama		29-61	47.5%	1-10	10%	22-27	82%	17	24	41	22	10	17	0	5	44	37	-	81
vs. AUBURN MONTGOMERY	L	19-49	39%	2-11	18%	11-20	55%	8	15	23	22	7	21	13	10	18	33	-	51
AUBURN MONTGOMERY	W	29-63	46%	6-17	35.3%	10-12	83.3%	11	26	37	13	10	5	2	8	36	38	-	74
at Shorter		22-55	40%	7-22	31.8%	7-9	78%	6	21	27	12	13	13	4	0	28	30	-	58



## WARHAWKS POINTS-REBOUNDS-ASSISTS

	#0	#1	#2	#3	#4	#11	#12	#15	#20	#21	#22	#25
OPPONENT	TUCKER	SMITH	YOUNGBLOOD	ANDERSON	GASTON	GRAHAM	IVIC	BOOZER	WILLIAMS	CROLEY	LANZI	STEWART JR.
vs. Rollins College	5-1-0	10-5-2	DNP	6-2-2	27-4-3	2-11-3	3-0-1	DNP	0-0-1	7-2-0	23-5-3	DNP
vs. Florida Tech	4-3-1	13-9-0	DNP	16-6-2	4-2-3	17-14-0	6-3-0	2-2-0	0-0-0	0-1-0	10-1-0	DNP
at #24 Ala. Huntsville*	0-3-1	8-2-0	8-3-2	18-8-2	16-10-4	11-7-1	3-3-0	0-0-0	1-2-0	0-2-0	9-2-2	0-0-0
Spring Hill	6-5-0	DNP	17-7-2	8-7-2	12-3-2	19-3-1	3-0-0	2-2-0	2-1-0	6-1-1	12-6-3	0-0-0
RV West Alabama	6-3-0	DNP	4-1-1	7-1-2	20-4-0	6-5-2	0-0-0	0-2-0	0-2-1	DNP	8-3-1	DNP
at Shorter*	2-6-0	DNP	6-4-1	26-2-0	10-8-2	19-7-1	DNP	DNP	DNP	5-0-1	6-5-1	DNP
Delta State*												
Mississippi College*												
at Lee*												
West Georgia*												
at Christian Brothers*												
at Union (Tenn.)*												
at Georgia College												
Valdosta State*												
West Florida*												
at Montevallo*												
Alabama Huntsville*												
at West Alabama*												
Shorter*												
at Mississippi College*												
at Delta State*												
at West Georgia*												
Lee*												
Union*												
Christian Brothers*												
at West Florida*												
at Valdosta State*												
Montevallo*												

## WARHAWKS GAME HIGHS

Opponent	Pts	Rebs	Asts	Stls	Blks
vs. Rollins College	Gaston (27)	Graham (11)	Three w/ 3	Lanzi (4)	Graham (3)
vs. Florida Tech	Graham (17)	Graham (14)	Gaston (3)	Graham (3)	Graham (1)
#24 Ala. Huntsville*	Anderson (18)	Gaston (10)	Gaston (4)	Two w/ 2	Graham (1)
Spring Hill*	Graham (19)	Two w/ 7	Lanzi (3)	Two w/ 3	Graham (3)
RV West Alabama*	Gaston (20)	Graham (5)	Two w/ 2	Gaston (3)	Graham (6)
at Shorter*					
Delta State*					
Mississippi College*					
at Lee*					
West Georgia*					
at Christian Brothers*					
at Union*					
at Georgia College*					
Valdosta State*					
West Florida*					
at Montevallo*					
Ala. Huntsville*					
at West Alabama*					
Shorter*					
at Mississippi College*					
at Delta State*					
at West Georgia*					
Lee*					
Union*					
Christian Brothers*					
at West Florida*					
at Valdosta State*					
Montevallo*					

## WARHAWKS STARTING LINEUPS

Opponent	G	G	G	F	F
vs. Rollins College	Anderson	Gaston	Ivic	Graham	Smith
vs. Florida Tech	Anderson	Gaston	Ivic	Graham	Smith
#24 Ala. Huntsville*	Anderson	Gaston	Ivic	Graham	Tucker
Spring Hill*	Anderson	Gaston	Youngblood	Lanzi	Tucker
RV West Alabama*	Anderson	Gaston	Youngblood	Lanzi	Tucker
at Shorter*	Anderson	Gaston	Youngblood	Lanzi	Tucker
Delta State*					
Mississippi College*					
at Lee*					
West Georgia*					
at Christian Brothers*					
at Union*					
at Georgia College*					
Valdosta State*					
West Florida*					
at Montevallo*					
Ala. Huntsville*					
at West Alabama*					
Shorter*					
at Mississippi College*					
at Delta State*					
at West Georgia*					
Lee*					
Union*					
Christian Brothers*					
at West Florida*					
at Valdosta State*					
Montevallo*					



## RECORD VERSUS ALL OPPONENTS

### GULF SOUTH CONFERENCE SCHOOLS:

Alabama Huntsville	20-22
Christian Brothers	3-3
Delta State	3-8
Lee (Tenn.)	10-17
Mississippi College	4-4
Montevallo (Ala.)	33-30
Shorter	28-5
Union (Tenn.)	2-9
Valdosta State	4-13
West Alabama	1-11
West Georgia	1-9
West Florida	9-12

### ALABAMA SCHOOLS:

Alabama Birmingham	0-1
Alabama State	8-27
Athens State (Ala.)	33-34
Birmingham Southern	20-34
Concordia (Ala.)	9-1
Faulkner	44-33
Huntingdon	11-5
Jacksonville State	2-8
Miles (Ala.)	3-1
Mobile (Ala.)	20-14
Samford	0-3
Selma	28-3
South Alabama	0-2
Spring Hill	27-22
Stillman College	6-0
Talladega	51-8
Troy	4-7
Tuskegee	11-4

### OTHER OPPONENTS:

Albany State	0-2
Allen	1-0
Anderson	2-0
Arkansas-Monticello	0-1
Armstrong Atlantic State	0-1
Azusa Pacific	0-2
Baptist Christian	1-0
Barber-Scotia	1-1
Belhaven	9-12
Benedict College	0-1
Berry	8-5
Bethel (Tenn.)	1-1
Blue Mountain	3-0
Brevard	1-0
Brewton-Parker	30-6
Campbellsville	1-0
Carson Newman	0-1
Cedarville	1-0
Christian Heritage	1-0
Clafflin	3-3
Clark-Atlanta	0-2
Coastal Georgia	5-2
College of Charleston	3-2
Columbus State	3-2

Crichton	0-1
Cumberland	9-8
Dalton State	2-4
Daniel Payne	4-0
DeVry Institute	1-0
Dillard	22-9
Earl Paulk	3-0
Edward Waters	1-0
Embry-Riddle	2-2
Emmanuel	20-12
Eureka	1-0
Findlay	0-1
Flagler	0-1
Florida International	1-0
Florida Memorial	2-0
Florida Southern	1-0
Florida Tech	3-0
Fort Hays State	1-0
Fort Valley State	1-0
Francis Marion	0-1
Freed-Hardeman	0-4
Georgia College	0-2
Georgia Southwestern	16-20
Georgetown (Ky.)	0-1
Grace	1-0
Grand Canyon	0-1
Hastings	0-1
Hawaii Pacific	1-0
High Point	1-0
Indiana State	1-0
Jarvis Christian	1-0
Johnson C. Smith	2-0
Kansas State	0-1
Kearney State	0-1
Kennesaw State	1-0
Kentucky State	0-1
Kentucky Wesleyan	2-1
LaGrange	21-6
Lambuth	1-2
Lander	1-0
Lees-McRae	1-0
Life	1-15
Limestone	3-0
Lipscomb	0-1
Loyola-New Orleans	4-6
LSU-Shreveport	1-1
Martin Methodist	1-8
Middle Georgia State	3-4
Mohawk	1-0
Morris Brown	1-1
North Alabama	4-5
North Georgia	13-8
Oakwood	2-1
Oklahoma	0-1
Oklahoma Baptist	0-3
Oklahoma City	0-1
Paine	1-0
Patton	1-0

Paul Quinn	1-0
Pensacola Christian	1-0
Phillips	1-0
Piedmont	1-1
Pikeville	1-0
Point	2-2
Prairie View A&M	1-0
Puerto Rico-Mayaguez	1-0
Quincy	0-1
Reinhardt	15-5
Robert Morris-Chicago	0-1
Rollins College	0-3
South Carolina	0-1
Southeastern Baptist	1-0
South Carolina-Aiken	1-1
South Carolina-Spartanburg	0-1
Southern-Baton Rouge	0-1
Southern-New Orleans	14-3
Southern Benedictine	7-2
Southern Poly	14-21
Southern Wesleyan	23-8
St. Augustine's	0-1
St. Joseph's	1-0
St. Leo	1-1
St. Rose	1-0
St. Thomas Aquinas	0-1
Taylor (Ind.)	0-1
Tampa	1-0
Tennessee Temple	1-0
Tennessee Wesleyan	2-0
Texas College	4-1
Texas Tech	0-1
Thomas	3-1
Tiffin	1-0
Tougaloo	1-0
Trevecca Nazarene	4-2
Truett-McConnell	2-0
Tulane	0-1
Tusculum	1-0
University of the South	1-0
Voorhees	4-1
Washburn	0-1
Webber International	1-0
West Virginia Wesleyan	0-1
Westminster	0-1
Westmont	0-1
William Carey	27-15
William Jewell	2-0
Wisconsin-Eau Claire	1-0
Xavier (La.)	15-6
Young Harris	0-2

2022-2023 Auburn University at Montgomery Men's Basketball  
Overall Statistics (as of Nov 29, 2022)

Overall Record: 2-4    Conf: 1-2    Home: 1-1    Away: 1-1    Neutral: 0-2

#	Player	GP-GS	MIN	AVG	FG		3PT		FT		Rebounds				PF	DQ	A	TO	BLK	STL	PTS	AVG
					FG-FGA	FG%	3FG-FGA	3FG%	FT-FTA	FT%	OFF	DEF	TOT	AVG								
04	Gaston, Jalen	6-6	207	34.5	32-89	.360	6-25	.240	19-26	.731	15	16	31	5.2	19	0	14	6	2	10	89	14.8
03	Anderson, Travis	6-6	212	35.3	30-72	.417	11-31	.355	10-13	.769	8	18	26	4.3	10	0	10	19	0	9	81	13.5
11	Graham, James	6-3	117	19.5	30-59	.508	4-6	.667	10-14	.714	16	31	47	7.8	18	0	8	14	17	4	74	12.3
22	Lanzi, Joseph	6-3	173	28.8	25-45	.556	10-21	.476	8-11	.727	8	19	27	4.5	16	1	14	13	1	8	68	11.3
01	Smith, Roderick	3-2	97	32.3	11-23	.478	0-1	.000	9-11	.818	5	11	16	5.3	4	0	2	6	0	1	31	10.3
02	Youngblood, Sam	5-3	125	25.0	13-37	.351	6-21	.286	3-4	.750	4	12	16	3.2	10	0	6	8	1	4	35	7.0
00	Tucker, Deven	6-4	94	15.7	10-19	.526	0-0	.000	3-6	.500	9	12	21	3.5	13	0	2	5	2	1	23	3.8
21	Croley, Gilbert	5-0	40	8.0	7-13	.538	2-5	.400	2-5	.400	2	4	6	1.2	4	0	2	10	0	4	18	3.6
12	Ivic, Strahinja	5-3	65	13.0	5-12	.417	5-11	.455	0-0	.000	0	6	6	1.2	6	0	1	2	2	0	15	3.0
15	Boozer, Zameron	4-0	23	5.8	1-2	.500	0-0	.000	2-2	1.000	2	4	6	1.5	0	0	0	2	1	2	4	1.0
20	Williams, Jelal	5-0	42	8.4	1-3	.333	0-0	.000	1-2	.500	2	3	5	1.0	5	0	2	8	4	1	3	0.6
25	Steward Jr., Eric	2-0	6	3.0	0-2	.000	0-0	.000	0-0	.000	0	0	0	0.0	1	0	0	0	0	1	0	0.0
Total		6	1201	200.2	165-376	.439	44-121	.364	67-94	.713	76	144	220	36.7	106	1	61	97	30	45	441	73.50
Opponents			1200	200.0	165-363	.455	49-134	.366	93-114	.816	59	147	206	34.3	95	4	79	87	13	38	472	78.67

Team Statistics	UAM	OPP
SCORING	441	472
Points Per Game	73.5	78.7
Scoring Margin	-5.2	-
FIELD GOALS-ATT	165-376	165-363
Field Goal Pct	.439	.455
3 POINT FG-ATT	44-121	49-134
3PT FG Pct	.364	.366
3PT Made Per Game	7.3	8.2
FREE THROWS-ATT	67-94	93-114
FT Pct	.713	.816
FT Made Per Game	11.2	15.5
REBOUNDS	220	206
Rebounds Per Game	36.7	34.3
Rebounds Margin	2.4	-
ASSISTS	61	79
Assists Per Game	10.2	13.2
TURNOVERS	97	87
Turnovers Per Game	16.2	14.5
Turnovers Margin	-1.7	-
Assist/Turnover Ratio	0.6	0.9
STEALS	45	38
Steals Per Game	7.5	6.3
BLOCKS	30	13
Blocks Per Game	5.0	2.2
ATTENDANCE	335	510
Dates/Avg Per Date	2-168	2-255
Neutral Site #/Avg	-	2-82

Conf	Date	Opponent	W/L	Score	Att.
	11/11/22	vs Rollins	L	83-85	75
	11/12/22	vs Florida Tech	L	72-80	89
*	11/19/22	at Alabama Huntsville	L	74-84	335
	11/22/22	SPRING HILL	W	87-84	204
*	11/26/22	WEST ALA.	L	51-81	131
*	11/28/22	at Shorter	W	74-58	175

\* = Conference game

Score by Periods	1st	2nd	Total
Auburn-Montgomery	205	236	441
Opponents	233	239	472



2022-2023 Auburn University at Montgomery Men's Basketball  
Overall Statistics (as of Nov 29, 2022)

Conference Games Only

Conf: 1-2    Home: 0-1    Away: 1-1    Neutral: 0-0

#	Player	GP-GS	MIN	AVG	FG		3PT		FT		Rebounds				PF	DQ	A	TO	BLK	STL	PTS	AVG
					FG-FGA	FG%	3FG-FGA	3FG%	FT-FTA	FT%	OFF	DEF	TOT	AVG								
03	Anderson, Travis	3-3	107	35.7	19-38	.500	8-16	.500	5-7	.714	2	9	11	3.7	6	0	4	5	0	7	51	17.0
04	Gaston, Jalen	3-3	110	36.7	16-46	.348	2-12	.167	12-18	.667	11	11	22	7.3	9	0	6	4	1	6	46	15.3
11	Graham, James	3-1	61	20.3	14-28	.500	1-2	.500	7-9	.778	4	15	19	6.3	11	0	4	4	8	3	36	12.0
01	Smith, Roderick	1-0	24	24.0	3-7	.429	0-1	.000	2-3	.667	0	2	2	2.0	1	0	0	4	0	0	8	8.0
22	Lanzi, Joseph	3-2	88	29.3	10-18	.556	2-4	.500	1-2	.500	3	12	15	5.0	12	1	8	7	1	3	23	7.7
02	Youngblood, Sam	3-2	88	29.3	6-20	.300	3-12	.250	3-4	.750	3	5	8	2.7	7	0	4	6	1	3	18	6.0
00	Tucker, Deven	3-3	54	18.0	3-8	.375	0-0	.000	2-5	.400	4	8	12	4.0	8	0	1	1	1	0	8	2.7
21	Croley, Gilbert	2-0	12	6.0	2-5	.400	1-2	.500	0-0	.000	0	2	2	1.0	0	0	1	0	0	0	5	2.5
12	Ivic, Strahinja	2-1	17	8.5	1-5	.200	1-5	.200	0-0	.000	0	3	3	1.5	2	0	0	1	0	0	3	1.5
20	Williams, Jelal	2-0	22	11.0	0-2	.000	0-0	.000	1-2	.500	1	3	4	2.0	1	0	1	5	3	1	1	0.5
15	Boozer, Zameron	2-0	15	7.5	0-1	.000	0-0	.000	0-0	.000	0	2	2	1.0	0	0	0	1	1	0	0	0.0
25	Steward Jr., Eric	1-0	2	2.0	0-0	.000	0-0	.000	0-0	.000	0	0	0	0.0	0	0	0	0	0	0	0	0.0
Total		3	600	200.0	74-178	.416	18-54	.333	33-50	.660	31	74	105	35.0	57	1	29	40	16	23	199	66.33
Opponents			600	200.0	77-177	.435	17-70	.243	52-63	.825	28	78	106	35.3	51	2	36	37	6	12	223	74.33

Team Statistics	UAM	OPP
SCORING	199	223
Points Per Game	66.3	74.3
Scoring Margin	-8.0	-
FIELD GOALS-ATT	74-178	77-177
Field Goal Pct	.416	.435
3 POINT FG-ATT	18-54	17-70
3PT FG Pct	.333	.243
3PT Made Per Game	6.0	5.7
FREE THROWS-ATT	33-50	52-63
FT Pct	.660	.825
FT Made Per Game	11.0	17.3
REBOUNDS	105	106
Rebounds Per Game	35.0	35.3
Rebounds Margin	-0.3	-
ASSISTS	29	36
Assists Per Game	9.7	12.0
TURNOVERS	40	37
Turnovers Per Game	13.3	12.3
Turnovers Margin	-1.0	-
Assist/Turnover Ratio	0.7	1.0
STEALS	23	12
Steals Per Game	7.7	4.0
BLOCKS	16	6
Blocks Per Game	5.3	2.0
ATTENDANCE	131	510
Dates-Avg Per Date	1-131	2-255
Neutral Site #-Avg	-	0-0

Date	Opponent	W/L	Score	Att.
11/19/22	at Alabama Huntsville	L	74-84	335
11/26/22	WEST ALA.	L	51-81	131
11/28/22	at Shorter	W	74-58	175

Score by Periods	1st	2nd	Total
Auburn-Montgomery	93	106	199
Opponents	110	113	223