



# AUBURN UNIVERSITY AT MONTGOMERY BASKETBALL

2022-2023 AUM MEN'S BASKETBALL GAME NOTES | 35 POSTSEASON APPEARANCES | 12 NATIONAL TOURNAMENT APPEARANCES | 17 ALL-AMERICANS

### AUBURN MONTGOMERY

1-4  
OVERALL

0-2  
GSC

NR/NR  
NABC TOP 25 / D2SIDA TOP 25

MICHAEL CHEANEY  
HEAD COACH

159-189  
OVERALL

13th  
SEASON

AT

### SHORTER

3-3  
OVERALL

1-1  
GSC

NR/NR  
NABC TOP 25 / D2SIDA TOP 25

WADE ANDERSON  
HEAD COACH

20-113  
OVERALL

6th  
SEASON

## STARTING LINEUP: WARHAWKS TRAVEL TO THE PEACH STATE TO TAKE ON SHORTER

### GAME INFORMATION:

**GM NO. 6:** Auburn Montgomery at Shorter | **Venue:** AUM Athletics Complex | **City:** Rome, Ga. | **Tipoff:** Nov. 28, 6:30 PM |  
**YOUTUBE:** Hawks Sports Network | **Live Stats:** GoShorterHawks.com | **Social Media:** @AUMWarhawksMBB

### WARHAWKS SUFFER SECOND GULF SOUTH CONFERENCE LOSS:

Turnovers and cold-shooting plagued the Auburn University at Montgomery men's basketball team in the squad's second GSC game in an 81-51 loss to the University of West Alabama. The Tigers outscored AUM 26-9 in points off turnovers, out-rebounded AUM 41-23, and held advantages in bench scoring (26-6) and second-chance points (22-5) over the Warhawks.

### CLEANING UP THE BOARDS:

The Warhawks come into their GSC home opener averaging 36.6 rebounds per game. James Graham leads the way with 8.0 rebounds per game. Graham ranked second in the GSC last season at 7.7 rebounds a game, and already has two double-digit rebound games. He tallied 11 rebounds against Rollins and a season-high 14 against Florida Tech. Roderick Smith is second on the team averaging 5.3 rebounds per game. Newcomer Travis Anderson is third on the team averaging 4.8 rebounds per contest.


### GASTON LEADING IN THE SCORING COLUMN:

Newcomer Jalen Gaston leads the way for the AUM offense at 15.8 points per game. Gaston has posted double-figures four times this year, including 27 points in the season opener against Rollins. Gaston tallied 16 points and 10 rebounds in AUM's conference opener, and added 12 points against Spring Hill, and scored 20 points in AUM's loss against West Alabama. Gaston is averaging 15.8 points, 4.6 rebounds, 2.4 assists, and 1.8 steals per game in 33.4 minutes per game through the team's first five games.

### SCOUTING THE SHORTER HAWKS:

Shorter University comes into its conference tilt against the Warhawks 3-3 overall and 1-1 in GSC play. The Hawks beat the University of West Florida in Pensacola, Fla. in their GSC opener before falling to Valdosta State University. Raphael Houssou leads the way in scoring for the Hawks at 14.2 points per game. Ricky Knight Jr. is second on the team in scoring and is the only other Shorter player scoring double-figure points each night (12.2 points per game). Mark Wilcox Jr. leads the team in rebounding at 4.0 per game, but Shorter ranks last in the GSC as a team with 28.5 rebounds per game as a team. Shorter also turns the ball over at the second-highest rate in the GSC (17.8), second only to Auburn University at Montgomery (18.4).

## PROBABLE STARTING LINEUP:



**DEVEN TUCKER**  
Sr. • F • 6-5 • 190



**SAM YOUNGBLOOD**  
So. • G • 6-4 • 195



**TRAVIS ANDERSON**  
Jr. • G • 6-0 • 175



**JALEN GASTON**  
Sr. • G • 6-2 • 175



**JOSEPH LANZ**  
Jr. • G • 6-5 • 195

## 2022-2023 SCHEDULE & RESULTS

<b>OVERALL RECORD:</b>	<b>1-4</b>
<b>GSC:</b>	<b>0-2</b>
<b>NON-CONFERENCE:</b>	<b>1-2</b>
<b>HOME   AWAY   NEUTRAL:</b>	<b>1-1   0-1   0-2</b>

### NOVEMBER (1-4)

3	Jacksonville State (Exhibition)	L, 101-93
11	vs. RV Rollins College*	L, 85-83
12	vs. Florida Tech*	L, 80-72
19	#24 University of Alabama Huntsville*	L, 84-74
22	Spring Hill College	W, 87-84
26	RV University of West Alabama*	L, 81-51
28	at Shorter University*	6:30 PM

### DECEMBER (0-0)

2	Delta State University*	8 PM
4	Mississippi College*	4 PM
9	at Lee University*	7 PM
11	University of West Georgia*	4 PM
16	at Christian Brothers University*	7 PM
18	at Union University*	4 PM
29	at Georgia College	3 PM
31	Valdosta State University*	4 PM

### JANUARY (0-0)

2	University of West Florida*	3 PM
7	at University of Montevallo*	4 PM
14	University of Alabama Huntsville*	4 PM
18	at University of West Alabama*	7 PM
21	Shorter University*	4 PM
26	at Mississippi College*	7:30 PM
28	at Delta State University*	4 PM

### FEBRUARY (0-0)

1	at University of West Georgia*	6:30 PM
4	Lee University*	4 PM
9	Union University*	8 PM
11	Christian Brothers University*	4 PM
16	at University of West Florida*	7:30 PM
18	at Valdosta State University*	3 PM
25	University of Montevallo*	4 PM
28	GSC Tournament Super Tuesday	TBA

### MARCH-APRIL | POSTSEASON

4 & 5	GSC Final Four!	TBA
11-14	NCAA South Regional*	TBA
21-25	NCAA Elite Eight*	TBA
3-25	NCAA National Championship	TBA

\* - GSC Games | \* - South Region Tip-Off Challenge in Columbia, S.C.

1 - GSC Semifinals & Finals Played at Pete Hanna Center in Birmingham, Ala.

\*NCAA South Regional Games Played at Host Campus Site TBA | \* NCAA Elite Eight Games Played at TBA

ALL TIMES CENTRAL



## NEWS & NOTES:

### ➔ RETURNING WARHAWKS:

The Warhawks return 10 players from last season's squad that went 12-16 and 9-11 in the GSC. AUM finished in a tie for eighth place in the GSC standings last year but lost out on a playoff birth in a tiebreaker scenario. AUM's top returning scorer is James Graham, who ranked 22nd in the GSC last season averaging 12.5 points per game. He also ranked second in the league in rebounding at 7.7 rebounds per contest. AUM also returns the team's top three shot blockers from last season's squad that finished first in all of NCAA Division II in blocks (174) and blocks per game (6.2). Graham (2.1) ranked first in the GSC in blocks, Roderick Smith (1.6) finished second, and Jelal Williams (1.2) finished fifth in the league in the category. Deven Tucker, Sam Youngblood, Tysen Banks, Jaxon Hunter, Strahinja Ivic, Zameron Boozer, and Gilbert Croley also all return for the Warhawks.

### ➔ ANDERSON NAMED A TOP NEWCOMER TO WATCH IN GSC:

Auburn University at Montgomery guard Travis Anderson was named to the Gulf South Conference Newcomer Watch List in the preseason. Anderson, a junior from Atlanta, Ga., is a transfer from Charleston Southern University. He was a Big South All-Freshman team member in 2019-2020 after averaging 8.9 points per game and led all Big South bench players in scoring average. He played 45 games for the Buccaneers and played 16.7 minutes per night.

### ➔ GULF SOUTH CONFERENCE PRESEASON POLL:

AUM was picked to finish 10th in this season's preseason coaches' poll. Defending Gulf South Conference tournament champion the University of Alabama in Huntsville was picked to win the league. They were followed by tournament runner-up, Lee. Valdosta State was picked to finish third in the league, West Alabama (104) was picked fourth, and Union (103) was picked fifth.

### ➔ CHASING 800:

The Warhawks own a 793-612 record all-time as a program. AUM, who began competing as an NAIA institution in the 1975-76 season, started the school's transition to NCAA Division II in 2016-17 when they competed as an NCAA independent. The Warhawks began playing a Gulf South Conference schedule in 2017-2018. AUM needs seven more wins to reach 800 program wins.

### ➔ NEWCOMER SCORING INFUSION:

The Warhawks have relied heavily on an infusion of scoring by new players on the roster this season. Newcomers this season account for 53.4 percent of AUM's scoring, or 196 of 367 points. The team's leading scorer, at 15.8 points per game, is newcomer Jalen Gaston. Incoming transfer Joe Lanzi is second on the team in scoring at 12.4 points per contest, while transfer guard Travis Anderson is tied for third on the squad at 11.0 points per game.

### ➔ MONTGOMERY BLOCK PARTY:

AUM blocked 13 shot attempts against the University of West Alabama earlier this season, setting a new school record along the way. The previous record had been 11 blocks in a game, which the Warhawks did twice (in 2021 against Southeastern Baptist, and in 1997 against LaGrange). For the season, the Warhawks have blocked 28 shots as a team in five games, averaging 5.6 blocks per game. That number ranks first in the Gulf South Conference. James Graham leads the team and the league this season with 16 blocks (3.2 per game). AUM's top three shot blockers from last season are still on the roster, as Graham averaged 2.1 blocks to rank first in the league. The Warhawks totaled 174 blocks, or 6.2 per game. Roderick Smith (1.6) finished second in the GSC last season, and Jelal Williams (1.2) finished fifth.

➔ **CLEANING UP THE BOARDS:** The Warhawks come into their GSC home opener averaging 36.6 rebounds per game. James Graham leads the way with 8.0 rebounds per game. Graham ranked second in the GSC last season at 7.7 rebounds a game, and already has two double-digit rebound games (11 vs. Rollins, 14 vs. Florida Tech). Roderick Smith is second on the team for the Warhawks averaging 5.3 rebounds per game. Newcomer Travis Anderson is third on the team averaging 4.8 rebounds per contest.

➔ **GSC LEADERS:** Newcomer guard Joseph Lanzi is fifth in the GSC in three-point percentage at 50 percent (10-for-20). James Graham leads the GSC in blocks with 16, averaging 3.2 blocks per game, and is fourth in the league in rebounding at 8.0 rebounds per game. Jalen Gaston is tied for third in steals per game at 1.8 and ranks sixth in minutes played (33.4 per night). Travis Anderson ranks second in the GSC in minutes played (35.6). The Warhawks are the GSC leaders in blocks per game (5.6), but also rank tops in the league in turnovers with 18.4 turnovers per game.

### ➔ THE MICHAEL CHEANEY FILE:



The Warhawks' head men's basketball coach, Michael Cheaney, enters his 9th season at the helm of Auburn Montgomery and 13th overall as a collegiate head coach. Cheaney, a coaching veteran with more than 20 years of experience at the NCAA Division I, II, III and NAIA levels, took over the helm of AUM after spending four seasons as head coach at Voorhees College in Denmark, S.C.

Last season, AUM posted a record of 12-16 in 2021-22, highlighted by senior guard Isaiah Hart being named to the All-GSC second team. Hart finished third in the conference in points per game (18.2) and led the GSC with 114 assists. Senior guard Jeremiah Bozeman was named to the GSC All-Academic Team and the CoSIDA Academic All-District Team for his efforts both on the court and in the classroom. The Warhawks led all of NCAA Division II with 174 total blocked shots and 6.2 blocks per game. Junior forward James Graham led the GSC with 58 blocks while Roderick Smith ranked second with 42 and Jelal Williams ranked fifth with 30. Hart took home GSC player of the week honors twice over the course of the season while Bozeman and Graham were also named conference player of the week in 2021-22.

Prior to joining the coaching ranks, Cheaney was a standout student-athlete at Kentucky Wesleyan University. During his playing career, Cheaney earned the Senior Award as the Panthers' outstanding athlete and set the school record for field goal percentage, which he still owns today. He was also named the team's Most Improved Player. He still owns that Cheaney earned his bachelor's degree in criminal justice from Kentucky Wesleyan in 1996. He went on to earn a master's in sports management from Indiana State University.



## ▶ HOW THEY COMPARE

	TALE OF THE TEAMS CATEGORY	
73.4	POINTS PER GAME	69.7
43.5	FIELD GOAL PERCENTAGE	49.1
36.5	3-PT FIELD GOAL PERCENTAGE	39.6
69.5	FREE THROW PERCENTAGE	70.6
36.6	REBOUNDS PER GAME	28.5
10.2	ASSISTS PER GAME	15.3
18.4	TURNOVERS PER GAME	17.8
-3.6	TURNOVER MARGIN	-6.5
0.6	ASSIST-TURNOVER RATIO	0.9
14.4	POINTS OFF TURNOVERS	10.7
7.4	STEALS PER GAME	5.5
5.6	BLOCKS PER GAME	2.2

## ▶ ALL-TIME SERIES HISTORY

DATE	SCORE	H/A/N
11.18.1977	W, 73-64	H
1.22.2000	W, 81-62	H
2.26.2000	W, 85-79	A
1.20.2001	L, 93-86	A
2.17.2001	W, 87-73	H
1.24.2002	W, 72-66	H
2.21.2002	W, 66-47	A
1.30.2003	W, 98-94 (OT)	A
2.24.2003	W, 73-71	H
1.17.2004	L, 81-59	A
2.19.2004	W, 88-62	H
2.12.2005	W, 72-61	A
2.19.2005	W, 93-76	H
11.19.2005	W, 84-74	H
1.21.2006	W, 72-59	A
1.13.2007	W, 77-76 (OT)	H
2.24.2007	W, 71-58	A
12.1.2007	W, 72-56	H
2.2.2008	W, 61-54	A
11.22.2008	L, 77-61	A
1.31.2009	W, 77-52	H
1.11.2010	W, 58-52	H
2.4.2010	W, 79-72 (OT)	A
3.4.2010	W, 62-59	H
11.19.2011	L, 65-49	A
12.2.2017	W, 66-61	A
1.12.2019	W, 87-69	A
2.23.2019	W, 79-63	H
1.12.2020	W, 99-90	H
2.13.2020	W, 99-91	A
2.9.2021	L, 66-61	A
2.22.2022	W, 79-75	A
11.28.2022		

Overall Series Record: AUM leads 27-5

Series Streak: AUM W1

AUM Home Record: 15-0

AUM Road Record: 12-5


AUM Neutral Site Record: 0-0

AUM OT Record: 3-0



# AUBURN UNIVERSITY AT MONTGOMERY MEN'S BASKETBALL GAME NOTES


35 POSTSEASON APPEARANCES | 12 NATIONAL TOURNAMENT APPEARANCES | 17 ALL-AMERICANS



**0**  
**DEVEN TUCKER**  
Sr. • F • 6-5 • 190



**1**  
**RODERICK SMITH**  
Sr. • F • 6-8 • 240



**2**  
**SAM YOUNGBLOOD**  
So. • G • 6-4 • 195



**3**  
**TRAVIS ANDERSON**  
Jr. • G • 6-0 • 175



**4**  
**JALEN GASTON**  
Sr. • G • 6-2 • 175



**5**  
**TYSEN BANKS**  
Jr. • G • 6-0 • 185



**10**  
**JAXSON HUNTER**  
Sr. • G • 6-2 • 220



**11**  
**JAMES GRAHAM**  
Sr. • F • 6-7 • 225



**12**  
**STRAHINJA IVIC**  
Sr. • F • 6-7 • 215



**14**  
**JAUQUAN TYUS**  
Jr. • F • 6-6 • 225



**15**  
**ZAMERON BOOZER**  
Jr. • F • 6-8 • 240




**20**  
**JELAL WILLIAMS**  
R-Jr. • F • 6-9 • 185



**21**  
**GILBERT CROLEY**  
So. • G • 6-3 • 170



**22**  
**JOSEPH LANZI**  
Jr. • G • 6-5 • 195




**25**  
**ERIC STEWARD JR.**  
Fr. • G • 6-2 • 185



**HC**  
**MICHAEL CHEANEY**  
Head Coach



**AC**  
**BAILEY MCEWEN**  
Assistant Coach



**AT**  
**BRIELLE RINGLE**  
Athletic Training

## QUICK FACTS • INFORMATION

Location	Montgomery, Ala., 36124
Founded	1967
Enrollment	5,211
Nickname	Warhawks
Colors	Orange and Black
National Affiliation	NCAA Division II
Conference	Gulf South Conference
President	Dr. Carl Stockton
Athletic Director	Erik Maas
Senior Women's Administrator	Amber Rae Childers
FAR:	John Aho
Stadium (Capacity)	AUM Athletics Complex (2,650)

## COACHING STAFF

Head Coach	Michael Cheaney
Alma Mater/Yr	Kentucky Wesleyan/1996
Record at AUM/Yrs	87-134/9th
Overall Record/Yrs	159-189/13th
Assistant Coach	Bailey McEwen/4th
Alma Mater/Yr	Southern Indiana/2017

## TEAM INFORMATION

2021-22 Record	12-16
Gulf South Conference Record	9-11
Regular Season	Tied for 8th
GSC Tournament	N/A
Final 2021-22 National Ranking	NR
Starters Returning/Lost (2021-22)	3/2
Letterwinners Returning/Lost (2021-22)	10/3

## BASKETBALL HISTORY

First Year of Basketball	1975
All-time Record:	793-612
All-time GSC Record:	31-68
NCAA Appearances/Record	N/A
Last Appearance	N/A
Place:	N/A
Result:	N/A
Location:	N/A

## EXTERNAL RELATIONS | ATHLETIC COMMUNICATIONS

The Auburn University at Montgomery **Sports Information Office** provides public relations to members of the media. Game day services include statistics, photography (when available), video clips (when available), and post-game access to coaches and student-athletes. The Sports Information office is located on the first floor of the AUM Athletics Complex in office suite 104.

**Primary Contact** ..... **Cody Clark**

E-Mail: cclark26@aum.edu | Cell: (843) 610-6007

**Secondary Contact** ..... **Mark Gilliam**

E-Mail: mgilliam@aum.edu | Cell: (205) 399-3114

## 2022-2023 AUBURN UNIVERSITY AT MONTGOMERY NUMERICAL ROSTER

#	NAME	POS	HT	WT	CLASS	HOMETOWN / PREVIOUS SCHOOL
0	Deven Tucker	F	6-5	190	Sr.	Birmingham, Ala. / Helena HS
1	Roderick Smith	F	6-8	240	Sr.	Cyrstal Springs, Miss. / Western Illinois
2	Sam Youngblood	G	6-4	195	So.	McCalla, Ala. / McAdory HS
3	Travis Anderson	G	6-0	175	Jr.	Atlanta, Ga. / Charleston Southern
4	Jalen Gaston	G	6-2	175	Sr.	Montgomery, Ala. / Enterprise State CC
5	Tysen Banks	G	6-0	185	Jr.	Memphis, Tenn. / Kilgore College
10	Jaxson Hunter	G	6-2	220	Sr.	Trussville, Ala. / Hewitt-Trussville HS
11	James Graham	F	6-7	225	Sr.	Maywood, Ill. / Cuyahoga CC
12	Strahinja Ivic	F	6-7	215	Sr.	Belgrade, Serbia / Garrett College
14	JaQuan Tyus	F/C	6-6	225	Jr.	Memphis, Tenn. / Shawnee CC
15	Zameron Boozer	F/C	6-8	240	So.	Lanett, Ala. / Jacksonville Univ.
20	Jelal Williams	F	6-9	185	R-Jr.	Dallas, Ga. / UNC Pembroke
21	Gilbert Croley	G	6-3	170	So.	Atlanta, Ga. / East Coweta HS
22	Jospeh Lanzi	G	6-5	195	Jr.	Chelseas, Ala. / Univ. of Charleston
25	Eric Steward Jr.	G	6-2	185	Fr.	Memphis, Tenn. / Douglass HS

**Head Coach:** Michael Cheaney (13th season - 9th at AUM)

**Assistant Coach:** Bailey McEwen (4th)

**Athletic Training:** Brielle Ringle (4th)

**Sports Information:** Cody Clark (3rd - 1st at AUM)





## GULF SOUTH CONFERENCE STANDINGS

SCHOOL	CONF	CPCT.	OVERALL	PCT.	HOME	AWAY	NEUTRAL	STREAK
WEST GEORGIA	3-0	1.000	3-1	.750	2-0	1-1	0-0	W3
VALDOSTA STATE	3-0	1.000	6-2	.750	3-0	1-0	2-2	W6
WEST ALABAMA	2-0	1.000	5-0	1.000	3-0	2-0	0-0	W5
MISSISSIPPI COLLEGE	2-1	.667	5-1	.833	1-0	1-1	3-0	W3
UNION	2-1	.667	3-3	.500	2-2	0-1	1-0	L2
ALABAMA HUNTSVILLE	1-1	.500	5-2	.714	4-0	0-1	1-1	L1
LEE	1-1	.500	1-1	.500	0-0	1-1	0-0	W1
SHORTER	1-1	.500	3-3	.500	2-0	1-1	0-2	W1
MONTEVALLO	1-2	.333	2-4	.333	1-1	0-2	1-1	W1
CHRISTIAN BROTHERS	1-2	.333	1-3	.250	1-2	0-1	0-0	L2
AUBURN MONTGOMERY	0-2	.000	1-4	.200	1-1	0-1	0-2	L1
WEST FLORIDA	0-3	.000	3-3	.500	3-2	0-0	0-1	L1
DELTA STATE	0-3	.000	0-5	.000	0-2	0-3	0-0	L5

## GULF SOUTH CONFERENCE WEEKLY HONORS

## PLAYER OF THE WEEK

Nov. 8	Chaney Johnson, Alabama Huntsville
Nov. 15	Chaney Johnson, Alabama Huntsville
Nov. 22	Chaney Johnson, Alabama Huntsville
Nov. 29	
Dec. 6	
Dec. 13	
Dec. 20	
Jan. 3	
Jan. 10	
Jan. 17	
Jan. 24	
Jan. 31	
Feb. 4	
Feb. 14	
Feb. 21	
Feb. 27	

## FRESHMAN OF THE WEEK

Nov. 8	N/A
Nov. 15	MJ Jones, Montevallo
Nov. 22	MJ Jones, Montevallo
Nov. 29	
Dec. 6	
Dec. 13	
Dec. 20	
Jan. 3	
Jan. 10	
Jan. 17	
Jan. 24	
Jan. 31	
Feb. 4	
Feb. 14	
Feb. 21	
Feb. 27	



## NATIONAL ASSOCIATION OF BASKETBALL COACHES TOP 25 POLL | NOV. 22, 2022

RNK	SCHOOL	RECORD	POINTS	PREV
1	N.W. MISSOURI STATE (15)	5-0	399	1
2	AUGUSTA	3-0	377	2
3	INDIANA (1)	4-0	368	3
4	NOVA SOUTHEASTERN	3-0	351	4
5	WEST LIBERTY	4-0	324	8
6	BLACK HILLS STATE	4-0	313	10
7	CAL STATE SAN BERNARDINO	4-0	304	9
8	CENTRAL OKLAHOMA	3-0	283	11
9	UNC PEMBROKE	4-0	243	17
10	HILLSDALE	6-0	222	NR
11	LINCOLN MEMORIAL	5-1	218	6
12	FAIRMONT STATE	3-0	210	19
13	COLORADO SCHOOL OF MINES	4-0	189	NR
14	MINNESOTA DULUTH	3-1	162	7
15	ALABAMA HUNTSVILLE	4-1	119	24
16	SOUTHERN NAZARENE	2-1	105	12
17	EMBRY-RIDDLE	3-0	101	NR
18	FLORIDA SOUTHERN	4-0	99	NR
19	SAINT MARTIN'S	4-0	96	NR
20	INDIANAPOLIS	3-0	92	NR
21	MINNESOTA STATE	5-0	84	NR
22	SOUTHWEST BAPTIST	3-0	61	NR
23	VIRGINIA UNION	5-1	59	23
24	MISSOURI-ST. LOUIS	3-0	57	NR
25	FORT LEWIS	4-0	56	NR

**OTHERS RECEIVING VOTES:** MSU MOORHEAD 54, WEST TEXAS A&M 47, BENTLEY 37, DOMINICAN 35, WEST ALABAMA 32, MERCYHURST 15, WINONA STATE 13, MILES 12, LANDER 10, EMPORIA STATE 8, ST. THOMAS AQUINAS 8, AUGUSTANA 6, EAST CENTRAL 6, UNION 4, WAYNE STATE 3, UT TYLER 3, ACADEMY OF ART 2, LENOIR-RHYNE 2, TUSKEGEE 2, BARRY 1, MONTANA STATE BILLINGS 1, SAINT MICHAEL'S 1.



## WARHAWKS BY THE NUMBERS

793

wins that the AUM Warhawks men's basketball program has amassed since its debut season in 1975-1976. AUM has posted an all-time record of 793-612, which translates to a .565 winning percentage. AUM needs just seven more wins to register program win No. 800 this season.

36.6

rebounds per game that AUM averages this year. The Warhawks rank fourth in the GSC in per-game rebounding.

They are also second in the league in offensive rebounds, averaging 13.0 offensive boards per game.

13

blocks AUM tallied on Nov. 26 against the University of West Alabama to set a new school record. The 13 blocks is also tied for 6th all-time in GSC history in a single game. The Warhawks got six blocks from James Graham to lead the way, while Jelal Williams registered three blocks. Deven Tucker, Sam Youngblood, Jalen Gaston, and Zameron Boozer each posted one block in the contest.

7

more victories needed by the Auburn University at Montgomery Warhawks men's basketball program to reach 800 all-time. AUM began play in the 1975-1976 season.

5.6

blocks per game that AUM averages this season. The Warhawks rank first in the Gulf South Conference in blocks this year (28). The Warhawks are fresh off a campaign last season in which they led all of NCAA Division II in blocks with 6.2 blocks per game in 28 games played.



2022-2023 Auburn University at Montgomery Men's Basketball  
Overall Statistics (as of Nov 26, 2022)

Overall Record: 1-4    Conf: 0-2    Home: 1-1    Away: 0-1    Neutral: 0-2

#	Player	GP-GS	MIN	AVG	FG		3PT		FT		Rebounds				PF	DQ	A	TO	BLK	STL	PTS	AVG
					FG-FGA	FG%	3FG-FGA	3FG%	FT-FTA	FT%	OFF	DEF	TOT	AVG								
04	Gaston, Jalen	5-5	167	33.4	27-75	.360	6-23	.261	19-26	.731	12	11	23	4.6	18	0	12	6	2	9	79	15.8
22	Lanzi, Joseph	5-2	133	26.6	22-38	.579	10-20	.500	8-11	.727	6	11	17	3.4	13	1	9	12	0	7	62	12.4
03	Anderson, Travis	5-5	178	35.6	21-56	.375	7-24	.292	6-8	.750	7	17	24	4.8	8	0	10	19	0	6	55	11.0
11	Graham, James	5-3	92	18.4	23-47	.489	3-4	.750	6-9	.667	15	25	40	8.0	15	0	7	12	16	2	55	11.0
01	Smith, Roderick	3-2	97	32.3	11-23	.478	0-1	.000	9-11	.818	5	11	16	5.3	4	0	2	6	0	1	31	10.3
02	Youngblood, Sam	4-2	85	21.3	11-29	.379	6-17	.353	1-2	.500	2	10	12	3.0	9	0	5	6	1	3	29	7.3
00	Tucker, Deven	5-3	79	15.8	9-16	.563	0-0	.000	3-6	.500	7	8	15	3.0	10	0	2	5	2	1	21	4.2
21	Croley, Gilbert	4-0	34	8.5	5-10	.500	1-4	.250	2-5	.400	2	4	6	1.5	4	0	1	10	0	4	13	3.3
12	Ivic, Strahinja	5-3	65	13.0	5-12	.417	5-11	.455	0-0	.000	0	6	6	1.2	6	0	1	2	2	0	15	3.0
15	Boozer, Zameron	4-0	23	5.8	1-2	.500	0-0	.000	2-2	1.000	2	4	6	1.5	0	0	0	2	1	2	4	1.0
20	Williams, Jelal	5-0	42	8.4	1-3	.333	0-0	.000	1-2	.500	2	3	5	1.0	5	0	2	8	4	1	3	0.6
25	Steward Jr., Eric	2-0	6	3.0	0-2	.000	0-0	.000	0-0	.000	0	0	0	0.0	1	0	0	0	0	1	0	0.0
Total		5	1001	200.2	136-313	.435	38-104	.365	57-82	.695	65	118	183	36.6	93	1	51	92	28	37	367	73.40
Opponents			1000	200.0	143-308	.464	42-112	.375	86-105	.819	53	126	179	35.8	83	3	66	74	9	38	414	82.80

Team Statistics	UAM	OPP
SCORING	367	414
Points Per Game	73.4	82.8
Scoring Margin	-9.4	-
FIELD GOALS-ATT	136-313	143-308
Field Goal Pct	.435	.464
3 POINT FG-ATT	38-104	42-112
3PT FG Pct	.365	.375
3PT Made Per Game	7.6	8.4
FREE THROWS-ATT	57-82	86-105
FT Pct	.695	.819
FT Made Per Game	11.4	17.2
REBOUNDS	183	179
Rebounds Per Game	36.6	35.8
Rebounds Margin	0.8	-
ASSISTS	51	66
Assists Per Game	10.2	13.2
TURNOVERS	92	74
Turnovers Per Game	18.4	14.8
Turnovers Margin	-3.6	-
Assist/Turnover Ratio	0.6	0.9
STEALS	37	38
Steals Per Game	7.4	7.6
BLOCKS	28	9
Blocks Per Game	5.6	1.8
ATTENDANCE	335	335
Dates/Avg Per Date	2-168	1-335
Neutral Site #/Avg	-	2-82

Conf	Date	Opponent	W/L	Score	Att.
	11/11/22	vs Rollins	L	83-85	75
	11/12/22	vs Florida Tech	L	72-80	89
*	11/19/22	at Alabama Huntsville	L	74-84	335
	11/22/22	SPRING HILL	W	87-84	204
*	11/26/22	WEST ALA.	L	51-81	131

\* = Conference game

Score by Periods	1st	2nd	Total
Auburn-Montgomery	169	198	367
Opponents	205	209	414

2022-2023 Auburn University at Montgomery Men's Basketball  
Overall Statistics (as of Nov 26, 2022)

Conference Games Only

Conf: 0-2   Home: 0-1   Away: 0-1   Neutral: 0-0

#	Player	GP-GS	MIN	AVG	FG		3PT		FT		Rebounds				PF	DQ	A	TO	BLK	STL	PTS	AVG
					FG-FGA	FG%	3FG-FGA	3FG%	FT-FTA	FT%	OFF	DEF	TOT	AVG								
04	Gaston, Jalen	2-2	70	35.0	11-32	.344	2-10	.200	12-18	.667	8	6	14	7.0	8	0	4	4	1	5	36	18.0
03	Anderson, Travis	2-2	73	36.5	10-22	.455	4-9	.444	1-2	.500	1	8	9	4.5	4	0	4	5	0	4	25	12.5
11	Graham, James	2-1	36	18.0	7-16	.438	0-0	.000	3-4	.750	3	9	12	6.0	8	0	3	2	7	1	17	8.5
22	Lanzi, Joseph	2-1	48	24.0	7-11	.636	2-3	.667	1-2	.500	1	4	5	2.5	9	1	3	6	0	2	17	8.5
01	Smith, Roderick	1-0	24	24.0	3-7	.429	0-1	.000	2-3	.667	0	2	2	2.0	1	0	0	4	0	0	8	8.0
02	Youngblood, Sam	2-1	48	24.0	4-12	.333	3-8	.375	1-2	.500	1	3	4	2.0	6	0	3	4	1	2	12	6.0
00	Tucker, Deven	2-2	39	19.5	2-5	.400	0-0	.000	2-5	.400	2	4	6	3.0	5	0	1	1	1	0	6	3.0
12	Ivic, Strahinja	2-1	17	8.5	1-5	.200	1-5	.200	0-0	.000	0	3	3	1.5	2	0	0	1	0	0	3	1.5
20	Williams, Jelal	2-0	22	11.0	0-2	.000	0-0	.000	1-2	.500	1	3	4	2.0	1	0	1	5	3	1	1	0.5
15	Boozer, Zameron	2-0	15	7.5	0-1	.000	0-0	.000	0-0	.000	0	2	2	1.0	0	0	0	1	1	0	0	0.0
21	Croley, Gilbert	1-0	6	6.0	0-2	.000	0-1	.000	0-0	.000	0	2	2	2.0	0	0	0	0	0	0	0	0.0
25	Steward Jr., Eric	1-0	2	2.0	0-0	.000	0-0	.000	0-0	.000	0	0	0	0.0	0	0	0	0	0	0	0	0.0
Total		2	400	200.0	45-115	.391	12-37	.324	23-38	.605	20	48	68	34.0	44	1	19	35	14	15	125	62.50
Opponents			400	200.0	55-122	.451	10-48	.208	45-54	.833	22	57	79	39.5	39	1	23	24	2	12	165	82.50

Team Statistics	UAM	OPP
SCORING	125	165
Points Per Game	62.5	82.5
Scoring Margin	-20.0	-
FIELD GOALS-ATT	45-115	55-122
Field Goal Pct	.391	.451
3 POINT FG-ATT	12-37	10-48
3PT FG Pct	.324	.208
3PT Made Per Game	6.0	5.0
FREE THROWS-ATT	23-38	45-54
FT Pct	.605	.833
FT Made Per Game	11.5	22.5
REBOUNDS	68	79
Rebounds Per Game	34.0	39.5
Rebounds Margin	-5.5	-
ASSISTS	19	23
Assists Per Game	9.5	11.5
TURNOVERS	35	24
Turnovers Per Game	17.5	12.0
Turnovers Margin	-5.5	-
Assist/Turnover Ratio	0.5	1.0
STEALS	15	12
Steals Per Game	7.5	6.0
BLOCKS	14	2
Blocks Per Game	7.0	1.0
ATTENDANCE	131	335
Dates-Avg Per Date	1-131	1-335
Neutral Site #-Avg	-	0-0

Date	Opponent	W/L	Score	Att.
11/19/22	at Alabama Huntsville	L	74-84	335
11/26/22	WEST ALA.	L	51-81	131

Score by Periods	1st	2nd	Total
Auburn-Montgomery	57	68	125
Opponents	82	83	165