



# 2016 WOFFORD COLLEGE FOOTBALL GAME NOTES



## GAME INFORMATION

**Game Nine** Wofford at Furman  
**When** Saturday, November 5, 2016  
 Kickoff - 1:30 pm  
**Site** Paladin Stadium (16,000)  
 ShawSports Thunderbolt Turf  
**Series** Furman leads 53-29-7  
**Last Meeting** Wofford 38-28 (11/21/15)

## MEDIA INFORMATION

**Radio** Wofford/IMG Digital Network  
 Mark Hauser (play-by-play)  
 Thom Henson (color)  
 Van Hipp (sideline)  
**Audio** TuneIn Radio app  
 www.woffordterriers.com/radio  
**TV** ESPN3  
 Bob Mihalic (play-by-play)  
 Don Clardy (color)  
**Twitter** @WoffordTerriers  
 @Wofford\_FB  
 #WOFvsFUR



## GAME WEEK MEDIA

**Coach Ayers Lunch:** Media members are invited to the weekly Mike Ayers Luncheon held on Mondays at 11:30 a.m. in the Ginkgo Room of the Burwell Building on campus. Wofford players will be present if class schedules permit. Please call in advance if you plan on attending.

**Interviews:** All interviews with Wofford coaches and players must be arranged through the media relations office. Contact athletic media relations director Brent Williamson at (864) 597-4093 or by email at williamsomb@wofford.edu for interviews. The Wofford locker room and training room are closed to the media at all times. Phone numbers of student-athletes will not be released to the media.

**Practices:** All Wofford practices are open to the media. Please contact the athletic media relations office for an updated schedule. The Terriers typically practice on Sunday night and Tuesday, Wednesday and Thursday afternoons. All practices are held on the practice fields behind Gibbs Stadium.

**Credentials:** Credentials are required for all Wofford football games. For credentials and parking passes, please contact Brent Williamson by email at williamsomb@wofford.edu at least 48 hours prior to a game. Media parking is limited at Gibbs Stadium. Media Will-Call is located at the Cummings Street entrance.

## WOFFORD (5-3, 3-2 SoCon) AT FURMAN (2-6, 2-3 SoCon)

### THE FURMAN GAME









The Terriers and Paladins will meet on Saturday afternoon in Greenville ... The two teams played the first football game in South Carolina in 1889 ... Last season Wofford won the meeting in Spartanburg by a 38-28 score ... The home team has won the last eight meetings ... Wofford is 5-3 on the season (3-2 in SoCon) after a 31-21 win over Mercer on Saturday ... Furman is 2-6 overall and 2-3 in the SoCon ... On Saturday they picked up a 24-10 win at VMI and have won back-to-back games after starting the season 0-6 ... The Terriers are fifth in the nation in rushing offense, 121st in passing and 66th in total offense ... They are second in rushing defense, 34th in passing defense and third in total defense ... The Paladins are 80th in rushing defense and 42nd in total defense, along with being 20th in passing offense, 100th in rushing offense and 57th in total offense ... Wofford is receiving votes in the STATS FCS poll and the FCS Coaches Poll.

### TERRIER TOP TEN

Here are the top ten notes of interest heading into the Furman game:

- The Terriers finished fourth in the nation in 2015 with 300.0 rushing yards per game and have 297.0 per game in 2016
- Mike Ayers has 192 wins at Wofford in his 29th season and 203 career wins in 32 seasons overall as a head coach
- Lorenzo Long enters the game with 2,943 career rushing yards to rank 7th in school history
- The offensive line was third in the country last season with only 0.73 sacks allowed per game. They have allowed three sacks in the 2016 season (0.43) to rank third.
- In the second half, Wofford is outscoring the opponent 134 to 66, with 21 of the points scored by The Citadel.
- The Terriers black shirts are second in the nation in rushing defense, fourth in scoring defense and third in total defense.
- In the SoCon Preseason Coaches Poll, Wofford was picked sixth. Four players were named Preseason All-SoCon.
- Anton Wahrby and David Marvin both earned CoSIDA Academic All-District honors last season
- The Wofford defense has allowed just one 100+ yard rusher in the last 30 games
- On defense, 11 players have sacks, 24 have a tackle for loss, five have interceptions and three have fumble recoveries

## 2016 SCHEDULE/RESULTS

	<b>September 1</b>	<b>WOFFORD at Tennessee Tech</b>	<b>W, 21-7</b>
		The Golden Eagles scored first, but Brad Butler scored the next three TDs	
	<b>September 10</b>	<b>WOFFORD at #18 Ole Miss</b>	<b>L, 13-38</b>
		Ole Miss scored on their first five possessions of the game	
	<b>September 17</b>	<b>Johnson C. Smith at WOFFORD</b>	<b>W, 59-0</b>
		After a slow start, Wofford scores 42 points in the second half, including 3 defensive TDs	
	<b>September 24</b>	<b>East Tennessee State at WOFFORD</b>	<b>W, 31-0</b>
		ETSU was held to just 76 yards of total offense ... Wofford had 350 rushing yards	
	<b>October 1</b>	<b>WOFFORD at Samford</b>	<b>L, 26-28</b>
		Terriers called for a season-high 11 penalties and missed a 2-pt PAT late in the game	
	<b>October 8</b>	<b>WOFFORD at Western Carolina</b>	<b>W, 31-19</b>
		Wofford used a 14-play, 8 minute TD drive in the fourth quarter to secure the road win	
	<b>October 22</b>	<b>#5/6 The Citadel at WOFFORD</b>	<b>L, 21-24 (OT)</b>
		The Terriers could not overcome four turnovers, including one in overtime	
	<b>October 29</b>	<b>Mercer at WOFFORD</b>	<b>W, 31-21</b>
		Wofford jumps to an early 24-7 lead with the help of a blocked punt recovered for a TD	
	<b>November 5</b>	<b>WOFFORD at Furman</b>	<b>1:30 pm</b>
		The home team has won the last eight meetings in the series	
	<b>November 12</b>	<b>WOFFORD at Chattanooga</b>	<b>2:00 pm</b>
		The defending Southern Conference Champions have won three straight in the series	
	<b>November 19</b>	<b>VMI at WOFFORD</b>	<b>1:30 pm</b>
		Wofford took advantage of three VMI turnovers and ran for 405 yards in a 2015 road win	

# THIS WEEK'S OPPONENT ...

## FURMAN'S LAST GAME

Reese Hannon passed for 291 yards and two touchdowns and Furman rode a strong defensive effort to claim a 24-10 victory over VMI in Southern Conference football action Saturday afternoon at Foster Stadium. Hannon connected on 18-of-27 passes, including touchdown strikes covering 83 and eight yards, in helping Furman (2-6, 2-3 SoCon) win its second straight game. He added a career high 84 yards rushing to finish with 375 total yards.

The Paladins posted their second straight 500-yard total offense effort, finishing with 506, including a season high 215 yards on the ground. Wilcox had 13 carries for a season best 68 yards, and Gordon finished with three catches for a season high 142 yards. Linebacker Carl Rider led Furman with nine tackles, and safety Trey Robinson had eight tackles and three pass breakups, including two on fourth down plays that ended VMI possessions.

## SERIES NOTES

Furman leads 53-29-7

**All games at Wofford:** Wofford leads 20-19-2

**All games at Furman:** Furman leads 34-9-5

**Neutral site games:** 0-0

**Games in Gibbs Stadium:** Furman leads 8-6

**Games in Paladin Stadium:** Furman leads 11-2-1

**Mike Ayers vs. Furman:** 8-17-1 (7-15-1 Wofford, 1-2 ETSU)

**Bruce Fowler vs. Wofford:** 3-2

**Last Wofford Win:** 38-28 in 2015

**Last Furman Win:** 31-14 in 2014

**Last Wofford win at Furman:** 45-20 in 2007

**Longest Wofford win streak:** 6 (1968-71)

**Longest Furman win streak:** 19 (1917-1947)

**Last 10 games:** Series is tied 5-5

**Current Streak:** Wofford has won one game

**Largest Wofford win:** 42 (49-7 in 1969)

**Largest Furman win:** 69 (69-0 in 1920)

**Notes:** Wofford and Furman played the first game ever contested in South Carolina with the Terriers claiming a 5-1 win in 1889 at

the Encampment Grounds in Spartanburg ... The home team has won the last eight meetings.

Date	Winner	WOF	Opp	Site
9/16/1995	Furman	0	38	A
9/21/1996	Furman	3	33	A
11/15/1997	Furman	7	28	A
11/14/1998	Wofford	40	20	H
11/13/1999	Furman	3	30	A
11/11/2000	Furman	18	27	H
11/10/2001	Furman	14	45	A
11/16/2002	Furman	21	23	H
11/15/2003	Wofford	7	6	A
11/13/2004	Furman	24	31	H
11/12/2005	Furman	21	34	A
9/30/2006	Furman	21	35	H
9/29/2007	Wofford	45	20	A
11/22/2008	Wofford	35	10	H
11/21/2009	Furman	21	58	A
10/2/2010	Wofford	38	17	H
10/22/2011	Furman	21	26	A
10/6/2012	Wofford	20	14	H
11/23/2013	Furman	14	27	A
11/15/2014	Furman	14	31	A
11/21/2015	Wofford	38	28	H

## 2016 FURMAN SCHEDULE

Sept. 2	at Michigan State	L, 13-28
Sept. 10	at The Citadel *	L, 14-19
Sept. 17	CHATTANOOGA *	L, 14-21
Sept. 24	at Coastal Carolina	L, 21-41
Oct. 1	KENNESAW STATE	L, 42-52
Oct. 8	SAMFORD *	L, 21-38
Oct. 15	at ETSU *	W, 7-52
Oct. 29	at VMI *	W, 24-10
Nov. 5	WOFFORD *	1:30 pm
Nov. 12	WESTERN CAROLINA *	4:00 pm
Nov. 19	at Mercer *	3:00 pm

## LAST MEETING

### FURMAN 28, WOFFORD 38

SPARTANBURG, S.C. - Wofford ended the season with a 38-28 win over Furman at Gibbs Stadium on Saturday afternoon. With the game tied at 14 in the second quarter, the Terriers scored the next 17 points and added a touchdown in the final seconds for the victory.

The Terriers are 5-6 on the season and 3-4 in Southern Conference play, while the Paladins are 4-7 and 2-5 in the league. Wofford was led by quarterback Evan Jacks with 120 rushing yards and two touchdowns, along with 23 passing yards. Furman was led by P.J. Blazewski with 215 passing yards and three touchdowns.

The Paladins had the ball first, but on the first play Jaleel Green picked off P.J. Blazewski and returned it 32-yards for a touchdown. P.J. Blazewski found Andrej Suttles down the far sideline for a 60-yard touchdown reception. The game was tied at 7-7 with 2:17 on the clock in the first quarter. The Terriers answered when Evan Jacks took it in from one-yard out for the touchdown. The Terriers had a 14-7 lead at the 12:51 mark of the second quarter.

On the next drive for the Paladins, they scored on a one-yard run by Ernie Cain. The game was tied at 14-14 with 6:20 left in the second quarter. After trading punts, Evan Jacks ran for 51-yards to move the ball inside the Furman 30. As time expired, David Marvin kicked a 42-yard field goal to give Wofford a 17-14 lead.

To open the second half, Hunter Windham went up the middle for nine yards and the touchdown. Wofford took a 24-14 lead at the 11:15 mark of the third quarter. Furman went three-and-out and punted on their first drive. Wofford added a touchdown on a quarterback sneak by Evan Jacks. The Terriers pushed the lead to 31-14 at 4:03 in the third.

Furman had one first down and lined up to punt. Jon Croft Hollingsworth executed a perfect fake and Reggie Thomas gained 34 yards on the pass play. The drive was capped by a seven-yard touchdown catch by Duncan Fletcher from P.J. Blazewski to make it a 31-21 game with 13:37 on the clock in the fourth quarter.

A 37-yard kickoff return by Lennox McAfee, along with an unsportsmanlike conduct penalty, gave Wofford the ball at the Furman 48-yard line to begin their next drive. After a first down, Lorenzo Long fumbled and the ball was recovered by the Paladins. Furman went three-and-out and punted.

With the ball back, Wofford went three-and-out and punted. Furman took over at the 34-yard line with 6:36 remaining on the clock. P.J. Blazewski completed a 46-yard pass to Antonio Wilcox and then a 16-yard touchdown pass to Duncan Fletcher made it a 31-28 game with 4:52 left in the fourth quarter. The Terriers began the next drive at the 27-yard line and a 20-yard run by Evan Jacks moved the ball across midfield. With 23 seconds remaining and facing fourth-and-one, Chase Nelson ran 28-yards up the middle for a touchdown. The Wofford lead was 38-28 with 17 seconds remaining. Furman ran two plays before time expired.

FURMAN	7	7	0	14	28
WOFFORD	7	10	14	7	38

### 1st Quarter

WOF - Jaleel Green 32 yd interception return (David Marvin kick), 14:47

FUR - J. Snellings 60 yd pass from PJ Blazewski (Hollingsworth kick), 2:17

### 2nd Quarter

WOF - Evan Jacks 1 yd run (David Marvin kick), 12:51

FUR - Ernie Cain 1 yd run (Hollingsworth kick), 6:20

WOF - David Marvin 42 yd field goal, 0:00

### 3rd Quarter

WOF - Hunter Windham 9 yd run (David Marvin kick), 11:15

WOF - Evan Jacks 1 yd run (David Marvin kick), 4:03

### 4th Quarter

FUR - Duncan Fletcher 5 yd pass from PJ Blazewski (Hollingsworth kick), 13:37

FUR - Duncan Fletcher 16 yd pass from PJ Blazewski (Hollingsworth kick), 4:52

WOF - Chase Nelson 28 yd run (David Marvin kick), 0:17

## STAT COMPARISON

### WOFFORD FOOTBALL



Avg.	SoCon Rank	NCAA Rank	Category	NCAA Rank	SoCon Rank	Avg.
297.0	2	5	Rushing Offense	100	7	117.6
75.4	8	121	Passing Offense	20	2	266.6
372.4	7	65	Total Offense	57	6	384.3
29.1	4	41	Scoring Offense	70	6	25.1
67.5	1	2	Rushing Defense	80	7	183.5
193.3	5	34	Passing Yds Allowed	23	3	179.5
260.8	1	3	Total Defense	42	4	363.0
17.1	3	8	Scoring Defense	54	4	27.0
44.89	1	1	Net Punting	64	7	35.05
5.86	7	89	Punt Returns	99	8	4.54
17.33	9	110	Kickoff Returns	68	7	19.76
+0.63	3	28	Turnover Margin	115	9	-1.13
2.50	3	25	Sacks	112	8	1.13
0.38	2	3	Sacks Allowed	27	4	1.15
35:20	1	1	Time of Possession	35	4	31:22

	FUR	WOF
FIRST DOWNS	18	20
RUSHES-YARDS (NET)	33-109	63-417
PASSING YDS (NET)	249	23
Passes Att-Comp-Int	24-15-1	5-2-0
TOTAL OFFENSE PLAYS-YARDS	57-358	68-440
Fumble Returns-Yards	0-0	0-0
Punt Returns-Yards	2-27	1-14
Kickoff Returns-Yards	3-51	4-106
Interception Returns-Yards	0-0	1-32
Punts (Number-Avg)	3-43.3	2-39.0
Fumbles-Lost	0-0	3-1
Penalties-Yards	4-50	7-57
Possession Time	24:48	35:12
Third-Down Conversions	8 of 13	9 of 17
Fourth-Down Conversions	1 of 1	2 of 3
Red-Zone Scores-Chances	3-4	3-3
Sacks By: Number-Yards	0-0	2-7

**RUSHING:** Furman- Wilcox 18-68; Blazewski 10-31; Cain 5-10 (1 TD). Wofford- Jacks 13-120 (2 TD); Nelson 9-85 (1 TD); McAfee 12-82; Long 15-63; Windham 8-36 (1 TD); Colvin 4-31; Martin 1-1; Stoddard 1-minus 1.

**PASSING:** Furman-PJ Blazewski 14-23-1-215; Hollingsworth 1-1-0-34. Wofford - Jacks 2-5-0-23.

**RECEIVING:** Furman- Snellings 4-102 (1 TD); Fletcher 3-24 (2 TD); Wilcox 2-41; Suttles 2-22; Mall 2-22; Thomas 1-34; Scott 1-4. Wofford- Irwin 1-14; Christian 1-9.

**Attendance:** 7143

## ABOUT WOFFORD

The Terriers return a total of eight starters on offense and nine starters on defense, along with three specialists ... Quarterback Brandon Goodson is 24-49 passing for 374 yards and he also has 105 rushing yards ... Lorenzo Long leads the team with 888 rushing yards on 165 carries and he has 11 touchdowns to lead the team with 66 points ... Tight end Chandler Gouger is the leading receiver with 11 catches for 175 yards and a touchdown ... Freshman Datavious Wilson is the leading tackler with 50, along with 3.5 tackles for loss ... Tyler Vaughn leads the team with 7.5 tackles for loss and five sacks ... David Marvin is 10-of-14 on field goals and 26-26 on PATs with 56 total points.

## INJURY UPDATE

Players that missed the Mercer game to injury included QB Evan Jacks (knee/season), QB Brad Butler (knee/season), LB John Patterson (neck/season), LB Daryl Vining, OL Nick Taylor and DL Campbell Jackson. There were no significant injuries in the Mercer game.

## MICHAEL ROACH UPDATE

A junior from Kenosha, Wisconsin, Michael Roach started the Tennessee Tech game at outside linebacker. He collapsed in the team bench area during the third quarter of the contest. He was attended to by the athletic training staff, team physicians and EMS. He was transported to Cookeville Regional Medical Center where he was alert and responsive. He stayed at CRMC on Thursday and Friday nights. On Saturday, he was released from Cookeville Regional Medical Center and returned to campus. He was diagnosed with hypertrophic cardiomyopathy and had a procedure to place an implantable cardioverter defibrillator on Friday. He will miss the remainder of the season.

## WOFFORD'S LAST GAME

On Saturday afternoon, Wofford earned a 31-21 victory over Mercer at Gibbs Stadium. The Terriers took a 24-7 lead in the third quarter after a blocked punt recovery for touchdown by David Howerton and a field goal by David Marvin, but the Bears battled back in the fourth quarter to make it a close contest. The Terriers were led by Lorenzo Long with 108 rushing yards and two touchdowns, while Brandon Goodson threw for a career-high 112 yards. The Bears were led by John Russ, who was 30-of-45 passing for 271 yards and three touchdowns. Wofford had 338 total yards, with 205 rushing. Mercer had 319 total yards, 271 of which were rushing. Mercer had a 20 to 19 advantage in first downs. Wofford was 4-of-13 on third downs and 2-of-5 on fourth downs. Mercer was 7-of-15 on third down and 1-of-3 on fourth down. Mercer was called for eight penalties, while Wofford was whistled ten times. Wofford had a 36:16 to 23:44 time of possession advantage.

## WOFFORD VS. MERCER GAME NOTES

The Terrier defense has not allowed a 100-yard rusher in a game this season. They allowed only 48 rushing yards by the Bears ... The 205 yards rushing by the Terriers were a season low ... The Terriers have five wins on the season, matching the total from last year (5-6) with three game remaining ... Lorenzo Long had 108 rushing yards. It marked his 14th career 100 yard game and sixth this season. He now has 2,943 career rushing yards to rank 7th in school history ... The interception by Jaleel Green was his second this season and fifth of his career ... Dylan Young's interception was his second this season and second of his career ... The blocked punt for a touchdown was the first touchdown of David Howerton's career ... Chandler Gouger had a career-high 79 receiving yards. His catch for 60 yards was the first reception for more than 50 yards since September 13, 2014, Evan Jacks to Will Irwin (85t), vs. North Greenville ... Game captains were Will Gay, Anton Wahrby, Terrance Morris and Boston Bryant ... Attendance was 6,190 at Gibbs Stadium.

## SOCON DEFENSIVE PLAYER OF THE WEEK

The Southern Conference named Wofford senior safety Jaleel Green the Defensive Player of the Week on September 5. The players of the week are selected by the league office. Green helped Wofford preserve a 21-7 victory at Tennessee Tech last Thursday night. With the Terriers holding a 14-point lead, Green intercepted Michael Birdsong at the Wofford 5-yard line with 4:48 left in the game, allowing the Terriers' offense to run out the clock and preserve the win. Green added

five tackles, including three solo stops, in the win. A native of Jacksonville, Florida, this is the first player of the week of his career.

## SOCON SPECIAL TEAMS PLAYER OF THE WEEK

The Southern Conference named Wofford's David Marvin as the Special Teams Player of the Week on October 10. Marvin handled all three phases of the kicking game for the Terriers in their 31-19 win at Western Carolina. Marvin set a new school record with a career-long 57-yard field goal in the first quarter. The kick tied the league record for longest field goal in conference history and was the longest since 2000. The junior from Charlotte, N.C. was 4-of-4 on PATs and punted three times for an average of 57.0 yards per punt. Marvin kicked off six times and recorded four touchbacks against the Catamounts.

## SOCON SPECIAL TEAMS PLAYER OF THE WEEK II

The Southern Conference named Wofford's David Marvin as the Special Teams Player of the Week on October 24. Marvin turned in a strong all-around kicking performance for the Terriers against The Citadel. Marvin hit two-of-three field goals attempts, including a long of 41 yards. He kicked off four times, forcing two touchbacks and averaging 57.8 yards. He also punted five times with an average of 49.6 yards. He booted two punts over 50 yards, forced two fair catches and placed three kicks inside the Bulldogs' 20-yard line.

## SOCON SPECIAL TEAMS PLAYER OF THE WEEK III

The Southern Conference named Wofford's David Howerton as the Special Teams Player of the Week on October 31. With the Terriers holding a 14-7 early in the third quarter, reserve quarterback David Howerton blocked a Tyler Zielenske punt and recovered it in the end zone for a Wofford touchdown to give the Terriers a 21-7 advantage. It was the first career touchdown for the senior from Asheville, North Carolina, who has contributed on special teams the last two seasons.

## PRESEASON SOUTHERN CONFERENCE POLL

In the 2016 Southern Conference Preseason Poll, the conference's nine head coaches picked Chattanooga as the choice to win the league championship, while Wofford was picked to finish sixth. The Southern Conference Sports Media Association also selected Chattanooga first, with Wofford in sixth place. East Tennessee State joins the league for the 2016 season.

2016 PRESEASON COACHES POLL	
1. Chattanooga (7)	63
2. The Citadel (1)	52
3. Samford (1)	50
4. Western Carolina	41
5. Mercer	38
6. Wofford	33
7. Furman	24
8. VMI	14
9. ETSU	9

## PRESEASON ALL-SOCON

The Terriers had four players recognized by the league's coaches on the 2016 Preseason All-SoCon team, with two on the first team and two on the second team. Leading the Terriers on the first team were offensive lineman Anton Wahrby and defensive lineman Miles Brown. Wahrby, a senior from Karlskrona, Sweden, started all eleven games in 2015 at right tackle. Brown, a sophomore from Washington, D.C., started all eleven games as a true freshman last season. Second team honorees include running back Lorenzo Long and offensive lineman Dequan Miller.

## A FEW TURNOVERS

One common denominator over the past three seasons has been turnovers. After being +7 in turnovers during the 2012 SoCon Championship season, the Terriers have been in the negative. In 2013, Wofford was -5 (24 turnovers, 19 take-aways) and in 2014 the team was -1 (12 turnovers and 11 take-aways). Last season, Wofford was -2 in the turnover column with 19 turnovers (15 fumbles lost and 4 interceptions) to 17 take-aways. The only turnover-free games during the season were against Clemson, Gardner-Webb and VMI. So far in 2016, Wofford only has six turnovers (five fumbles and an interception) and has eleven take-aways (eight interceptions, three fumble recoveries) to be +5 (+0.63 pg) on the season.

## BY THE NUMBERS

1

Terriers are first in the nation in net punting and time of possession

3

The Wofford defense is ranked third in the nation in total defense

5

Game this season on artificial turf - TTU, SAM, WCU, UTC, FUR

511

Wins in program history at Wofford College

986

APR for Wofford football – highest in the SoCon and 18th in the nation



## REACHING 2,000 CAREER RUSHING YARDS

Lorenzo Long had 969 yards last season to bring his total to 2,055, becoming only the 16th player in school history to reach the 2,000 yard mark. He has added 888 yards this season for a total of 2,943 which is seventh in school history. In addition, he is currently 7th in career carries with 537. Here are the top ten career rushers at Wofford:

Yards	Player	Years
5730	Eric Breitenstein	2008-12
5128	Shawn Graves	1989-92
3851	Kevious Johnson	2003-04, 06-07
3686	Ricky Satterfield	1972-75
3282	Ted Phelps	1965-68
3201	Clifford Boyd	1968-71
<b>2943</b>	<b>Lorenzo Long</b>	<b>2013-present</b>
2684	Jesse McCoy	1999-2002
2647	Donovan Johnson	2010-13
2574	Mitch Allen	2008-11

## REACHING 1,000 CAREER RUSHING YARDS

Will Gay reached the 1,000 mark against Tennessee Tech in 2015 and was at 1,078 yards when an injury cut his season short. He began 2016 with a 116 yard game and now has 1,423 career yards. Evan Jacks also reached the milestone, hitting 1,000 at Western Carolina in 2015. He has 1,366 career yards.

## FIRST CAREER STARTS

In the season opener at Tennessee Tech, LB Datavious Wilson, CB George Gbese, CB Devin Watson, DL Chris Boudreaux, and WR Jason Hill made first career starts. At Ole Miss, WR Cole Cleary made his first career start, while LB Tyreik Lyles and DL Mikel Horton started against JCSU. In 2015, Wofford had 13 players make their first starts during the season. In the 2014 season, a total of 21 players overall made first career starts.

## VETERAN CAREER STARTS

The most veteran player on the team this year is senior offensive lineman Anton Wahrby with 37 career starts. He is followed by offensive lineman Dequan Miller (29), safety Jaleel Green (29), running back Will Gay (29), fullback Lorenzo Long (27), and center Bradley Way (22).

## TRUE FRESHMEN ON THE FIELD

Seven true freshmen played in the 2016 season opener at Tennessee Tech. LB Datavious Wilson started at linebacker. Other true freshmen on the field included RB Ostin McPherson, RB Blake Morgan, LB Jireh Wilson, DL Mikel Horton, CB Dimitri Redwood, and WR Dorian Lindsey. Additional true freshmen playing this season are S Mason Alstatt, QB Joe Newman and DL Robbie Armstrong. Fifteen true freshman played during the 2015 season, a number already matched in 2016.

## COSIDA ACADEMIC ALL-DISTRICT

David Marvin and Anton Wahrby were named to the 2015 CoSIDA Academic All-District Football Team, selected by the College Sports Information Directors of America, which recognizes the nation's top student-athletes for their combined performances athletically and in the classroom. Marvin played in all eleven games and led the team in scoring with 60 points. This is the second CoSIDA Academic All-District honor for the biology and chemistry double-major. Wahrby started all eleven games at right tackle and led the team in knockdown blocks. He is majoring in French. It was the 16th straight season at least one Wofford football student-athlete has been named Academic All-District.

# 2016 TERRIER HONORS

### DL Miles Brown

SoCon Preseason First Team

### S Jaleel Green

SoCon Defensive Player of the Week (9/5)

### QB David Howerton

SoCon Special Teams Player of the Week (10/31)

### FB Lorenzo Long

SoCon Preseason Second Team  
STATS Preseason All-American Third Team

### K/P David Marvin

SoCon Special Teams Player of the Week (10/10)  
SoCon Special Teams Player of the Week (10/24)

### OL Dequan Miller

SoCon Preseason Second Team

### OL Anton Wahrby

SoCon Preseason First Team  
STATS Preseason All-American Second Team

## 2016 RECRUITING CLASS

Wofford welcomed a total of 18 student-athletes in the 2016 recruiting class. The class includes nine players on defense and nine players on offense. The student-athletes are from eight different states, including five from South Carolina, three from Georgia, two from Ohio, two from Kentucky, and one each from Alabama, Florida, Tennessee, and Washington, D.C. On defense, the nine players include five defensive backs, three linebackers, and one lineman. On offense, the nine players include four running backs, three offensive linemen, one wide receiver and one quarterback.

## THE RETURNERS

Wofford welcomes back 20 starters. On offense, the eight players include offensive linemen Anton Wahrby, Ross Demmel, Jared Jacon-Duffy, Bradley Way and DeQuan Miller, backs Will Gay and Lorenzo Long, and quarterback Evan Jacks. On defense, the nine returners are defensive linemen Miles Brown, Boston Bryant and Steven Cornellier, safeties Jaleel Green and Nick Ward, cornerback Chris Armfield, plus linebackers Michael Roach, John Patterson and Daryl Vining. In addition, kicker David Marvin, punter Brian Sanders and long snapper Ross Hammond return. An additional 12 players who started at least one game also return.

## DEEP THOUGHTS...

Of the 36 scoring drive this season, 14 were for 10 or more plays, while 14 covered 70 yards or more ... The Wofford red zone offense is 28-of-34 overall with 22 touchdowns and six field goals for a 83% success rate which is 51st in the nation ... Wofford is 14-of-21 on fourth downs, while opponents are 4-of-10 so far ... The Terriers are 18th in the nation in fourth down percentage and are 10th in fourth down attempts ... Lorenzo Long leads the team with 56 rushes for a first down or a touchdown, with 17 of those coming on third down ... Will Gay has 48 carries and picked up 19 first downs, with six of those on third down ... Lorenzo Long leads the team with eight plays of 20 or more yards ... Sixteen different players have plays of 20 or more yards ... Of the 46 receptions, 25 have been for a touchdown or first down ... The Terriers have an average start of the 33.4 yard line, while opponents have a 26.6 yard line average start ... The Terriers are outscoring opponents in all four quarters; however in the second half Wofford has a 134 to 66 advantage in scoring.

## NOT TO JINX IT, BUT...

A few players have streaks heading into the Furman game ... Lorenzo Long has a streak of six straight game with 100+ rushing yards ... David Marvin has made his last 34 straight extra points, dating to the Samford game last season ... Tyler Vaughn has at least a share of a tackle for loss in six straight games ... Chandler Gouger has a reception in six straight games.

## PLAYER INTEREST NOTES

S Devin Watson is cousins with Clemson QB Deshaun Watson, however they were never on the field at the same time in Clemson game last season ... CB George Gbese (Ghana) and OL Anton Wahrby (Sweden) are the lone foreign born players on the roster ... RB Hunter Windham is among the walk-ons who earned a scholarship ... S Michael Sarafianos filled in at kicker as a freshman when David Marvin missed several games due to injury ... LS Ross Hammond's father is serving as South Carolina Secretary of State ... DL Miles Brown went to high school at Sidwell Friends, where he was classmates with President Obama's daughters ... K David Marvin is serving as the Co-President of the Student-Athlete Advisory Committee (SAAC) this year ... QB Brandon Goodson spent the summer as an intern at the Aspen Institute in Colorado ... Over 80 players spent time this season on campus and in addition to taking classes, took part in a variety of internships and jobs. Jobs included working at a local moving company, Waffle House, and on the campus grounds crew ... Four players recently took exams for post-graduate studies and all four scored above the 90th percentile: QB Brad Butler (MCAT), PK David Marvin (MCAT), RB Nick Colvin (DAT), RB Hunter Windham (LSAT).

## WOFFORD 100 YARD RUSHERS

Wofford had a 100+ yard rusher in nine of the eleven games in 2014. Through the eleven games in 2015, Wofford had seven 100-yard rushers. Evan Jacks and Lorenzo Long reached the mark at Mercer. Long added 143 yards against Chattanooga and Jacks had 109 at VMI, plus 120 against Furman. Long and Jacks both hit the mark again against Samford. Wofford began 2016 with a 100-yard game from Will Gay against Tennessee Tech and added 100-yard games from Lorenzo Long against JCSU, ETSU, at Samford, at Western Carolina, against The Citadel and against Mercer.

## OPPONENT 100 YARD RUSHERS

The Wofford rushing defense ended the 2014 season ranked ninth in the nation in rushing defense, allowing only 1,182 total yards on 392 carries for an average of 107.5 yards per game. A big part of that defense was not allowing an opponent to have a 100+ yard rusher. The Terriers went 17 games without allowing a 100+ rusher (last 2 games in 2013, 11 games in 2014, first four games in 2015) before allowing Tee Mitchell to go for 110 yards at Mercer on October 3. The previous 100+ rusher was Jacob Huesman of Chattanooga on November 9, 2013 with 116 yards on 18 carries.

## UNDER 100 YARDS RUSHING

Wofford also held opponents to under 100 total rushing yards three times last year - Gardner-Webb (91), Western Carolina (89) and VMI (46). In six of the eight games this season, the Terriers have held opponents to under 50 rushing yards. Wofford started 2016 by holding Tennessee Tech to 41 rushing yards and then Ole Miss ran for 174 yards. JCSU gained only 18 total yards and ETSU was at -7 for the game, while Samford ran for only 30 yards and Western Carolina had 46. The nation's top rushing team, The Citadel, was held to 190 rushing yards (down from the 381 average) and did not allow a 100-yard rusher. Mercer was held to 48 rushing yards.

## TERRIERS ON TURF

Wofford played on artificial turf three times in 2012 with a 1-2 record. In the 2013 season, Wofford played four games on turf and were 1-3. In 2014, the Terriers were 1-4 with a win at Samford. In 2015, Wofford played only two games on artificial turf - a loss at Idaho and a win at Mercer to go 1-1. The Terriers play on artificial turf five times this season at Tennessee Tech, at Samford, at Western Carolina, at Furman and at Chattanooga and are 2-1 so far.

## MAKING THE LONG KICKS

David Marvin kicked a 51-yard field goal in his first career game at Georgia Tech in 2014 and set a school record (and tied the SoCon mark) with a 57-yard field goal at Western Carolina on October 8. He has recorded five of the ten longest field goals in school history. Here are the top ten:

57	David Marvin at Western Carolina	2016
53	Kasey Redfern at Samford	2012
51	David Marvin at Georgia Tech	2014
50	David Marvin at Ole Miss	2016
50	David Marvin vs. Gardner-Webb	2015
50	Don Hariston vs. Davidson	1982
49	Darren Brown vs. Furman	2000
48	Matt Martin vs. Western Carolina	1997
48	Christian Reed vs. Union	2010
48	David Marvin at Samford	2016

## Longest Field Goals in Southern Conference History

57	Kirk Roach (WCU) vs. North Carolina A&T, Oct. 17, 1987
57	Kirk Roach (WCU) vs. Appalachian State, Nov. 21, 1987
57	Chris Chambers (GSU) vs. Oregon State, Sept. 18, 1999
57	Mark Wright (APP) vs. Troy State, Sept. 9, 2000
57	David Marvin (WOF) at Western Carolina, Oct. 8, 2016

## A LITTLE MORE PASSING

In 2012, Wofford ran 854 total plays. Of those plays, 766 were rushing and 88 were pass attempts (89.7% rush offense). In the 2013 season, the Terriers ran 784 plays, 647 of which were runs and 137 pass attempts. The rush offense was down to 82.5%, or conversely the passing offense was

up seven percent. In 2014, of the 688 total plays, 575 were runs and 113 were passes for a 83.6% rush offense. During the 2015 season, Wofford had 106 passes and 633 rushes for a 85.6% rushing offense. This season the Terriers have 471 rushing attempts and 78 passes for a 85.8% run offense.

## LESS PASSING, MORE WINS

Since the start of the 2010 season, the Terriers have been most successful when they throw the ball ten times or less in a game. With ten or fewer attempts, Wofford is 34-17 overall. With eleven or more passes per game, Wofford is 14-14 overall.

## COACHING CHANGES

During the 2015 offseason, the Terriers welcomed four new coaches to the staff. Greg Gasparato (Wofford '09) works with the inside linebackers, Dane Romero (Wofford '09) is the running backs coach, B.J. Connolly (Williams '84) works with the tight ends, while Brian Mance (Clemson '05) is the cornerbacks coach. Leading up to the 2016 season, there has only been one change to the staff, as Shiel Wood (Wofford '06) returned as safeties coach.

## COACHING STABILITY AT THE TOP

With Mike Ayers entering 29th season on the sidelines at Wofford, some of his assistants have also put in a number of years. Offensive coordinator Wade Lang leads the way at 29 years on staff. Offensive line coach Eric Nash has 14 years of experience at Wofford. Overall, the assistant coaches have 78 years of combined service at Wofford. In addition, six of the ten assistant coaches are Wofford graduates.

## WINNING SEASONS

With a 9-4 mark in 2012, Wofford had a winning record for the third straight season and the tenth time in the last eleven years in 2012. The Terriers were 5-6 in 2013, one game under the .500 mark, but rebounded with a 6-5 record in 2014. Wofford was 5-6 in 2015. Over the past twenty-seven seasons under Coach Ayers, Wofford has recorded 19 winning seasons.

## TERRIERS AGAINST FBS TEAMS

The 2016 season marks the 19th time in the last 18 seasons the Terriers have played against a member of the FBS (NCAA Division I-A). Overall, Wofford is 1-18 in those games. In 2011, Wofford had a lead at Clemson in the third quarter. At South Carolina in 2012, the game was tied at 7-7 at the start of the fourth quarter. Wofford was down five points to Georgia Tech in 2014 with ten minutes to go in the game. In 2016, Wofford lost to Ole Miss, while South Carolina (2017) and Wyoming (2018) are also on future schedules.

## DEFENSE BY COMMITTEE

The Terrier defense is a true team with contributions from numerous players. Overall, 19 players have recorded ten or more tackles. 24 players have at least a share of a tackle for loss, while eleven have recorded sacks. Five players have interceptions, three have fumble recoveries and three have forced fumbles.

# HEAD COACH MIKE AYERS • 29TH SEASON

Wofford head coach Mike Ayers (Georgetown, Ky. '74), the winningest coach in school history, is in his 29th season at the Terrier helm with a record of 187-132-1. Ayers has spent 31 years as a collegiate head coach and has a record of 198-153-2 that includes a three-year stint as the head coach at East Tennessee State from 1985-87. Ayers earned Southern Conference Coach of the Year honors from the league coaches in 2000, 2003 and 2007 and by the media in 2000, '02, '03 and '10. Ayers was the 2003 recipient of the Eddie Robinson Award as Division I-AA's National Coach of the Year and also earned the 2002 Division I-AA National Coach of the Year award from the *College Sporting News* in addition to being the runner-up for the Robinson Award. Ayers is the longest tenured coach in the Southern Conference at 29 years, with Russ Huesman at Chattanooga next at seven seasons.

## WINNINGEST ACTIVE FCS COACHES

Head coach Mike Ayers has 198 wins (187 Wofford, 11 ETSU) which ranks fourth in the FCS among active coaches entering the 2016 season.

Coach, School	Years	Won	Lost	Tied	Pct.
1. Andy Talley, Villanova	36	248	151	2	.621
2. Al Bagnoli, Columbia	34	241	102	0	.702
3. Jimmie Laycock, William & Mary	36	238	174	2	.577
4. <b>Mike Ayers, Wofford</b>	<b>31</b>	<b>198</b>	<b>153</b>	<b>2</b>	<b>.564</b>
5. K.C. Keeler, Sam Houston St.	22	196	82	1	.705
6. Tim Murphy, Harvard	29	188	108	1	.635
7. Rick Comegy, Mississippi Val.	24	166	105	0	.612
8. Tim Walsh, Cal Poly	25	160	119	0	.573
9. Sean McDonnell, New Hampshire	17	133	78	0	.630
10. Kevin Callahan, Monmouth	23	131	108	0	.548

## DEAN OF SOUTH CAROLINA COACHES

Head coach Mike Ayers, entering his 29th season at Wofford, is the longest-serving coach at the Division I level in South Carolina. With 187 wins at Wofford, he is also the winningest coach among the coaches at their current schools. Here are the numbers entering the 2016 season:

Coach, School	Years	Wins
<b>Mike Ayers, Wofford</b>	<b>28</b>	<b>187</b>
Buddy Pough, SC State	14	112
Dabo Sweeney, Clemson	8	71
Joe Moglia, Coastal Carolina	4	40
Jamey Chadwell, Charleston Southern	3	29
Bruce Fowler, Furman	5	24
Harold Nichols, Presbyterian	7	19
Brent Thompson, The Citadel	-	-
Will Muschamp South Carolina	-	-

### THE QUARTERBACK POSITION

Despite the loss of Evan Jacks in August, who started five games last season, Wofford returned a pair of quarterbacks who have started games. Brad Butler played in only three games in 2014, but five games last season with three starts. He started the first four games before suffering a knee injury. Brandon Goodson had three starts last season, including at Clemson, and played in five games. The third quarterback, David Howerton, did not see action at quarterback but played on special teams. Freshman Joe Newman joins the group this season and is currently the second quarterback.

### GOING OVERTIME

The overtime game against The Citadel was only the eighth overtime game in school history. The Terriers lost the first two overtime games, then won the next two against Western Carolina and Georgia Southern. In 2012, a 24-17 double overtime loss at Samford was followed by a win over Chattanooga. After the win over Mercer in 2015 and a loss to The Citadel in 2016, Wofford is now 4-4 all-time in overtime games.

### TERRIERS AT HOME

Wofford has won 61 of its last 79 games played in Gibbs Stadium, including going 5-0 in 2014 ... Since Gibbs Stadium opened on Oct. 5, 1996, Wofford has posted a record of 82-32 (.737) ... Under Mike Ayers, Wofford is 90-45 (.672) in home games ... The Terriers have won 48 of 73 home SoCon games at Gibbs Stadium.

### THE 2016 TERRIERS GROUND ATTACK

Despite playing two FCS teams in the first three games last season, Wofford finished the season ranked fourth in the nation in rushing at 300.2 yards per game. So far this season, Wofford is at 297.0 rushing yards per game to rank fifth in the nation.

TEAM	GAMES	CARRIES	YARDS	YPC	TDS	YPG
1. Cal Poly	8	484	2,962	6.12	26	370.3
2. The Citadel	8	526	2,903	5.52	25	362.9
3. Kennesaw St.	8	444	2,549	5.74	32	318.6
4. James Madison	8	422	2,531	6.00	34	316.4
5. <b>Wofford</b>	<b>8</b>	<b>471</b>	<b>2,376</b>	<b>5.04</b>	<b>24</b>	<b>297.0</b>
6. Charleston So.	7	316	1,977	6.26	23	282.4
7. Fordham	8	348	2,134	6.13	18	266.8
8. Jacksonville St.	8	384	2,063	5.37	22	257.9
9. Delaware	8	357	1,972	5.52	18	246.5
10. Youngstown St.	8	394	1,902	4.83	14	237.8

### THE 2016 TERRIERS DEFENSE

Last season Wofford was third in the Southern Conference in total defense (first rushing defense, seventh passing defense) and allowing 380.5 yards per game. So far this season, the defense is first in the SoCon in total defense, first in rushing defense and fifth in passing defense and are allowing only 260.8 yards per game which is third in the nation.

TEAM	GAMES	PLAYS	YARDS	YDS/P	YDS/G
1. Jacksonville St.	8	497	2,077	4.18	259.6
2. Villanova	8	492	2,078	4.22	259.8

### ACADEMIC SUCCESS

Wofford's football program has ranked among the top 10 percent of FCS teams in the Academic Performance Review (APR) in eight of the last ten seasons to earn public recognition. In 2010, 2012, 2013, 2014 and 2015, Wofford had the highest APR in the SoCon. The Terriers lead the SoCon with 146 Academic All-Southern Conference selections since the program started in 2003.

Among all NCAA Division I (FBS and FCS) football teams, Wofford's APR score of 986 is 18th in the nation. The Terriers are ahead of schools such as Richmond (985), Stanford (983), Princeton (983), Navy (982), Boston College (981), Harvard (979), Virginia (974), and Wake Forest (968).

Wofford has had at least one player named CoSIDA/Capital One First Team All-District in each of the last 16 seasons. Last season David Marvin and Anton Wahrby were named Academic All-District. In addition, safety James Zotto was named an Academic All-American in 2014.

#### 2015 FCS FOOTBALL APR RECOGNITION

Holy Cross  
Columbia  
Cornell  
Dartmouth  
Davidson  
Georgetown  
Lafayette  
Dayton  
New Hampshire  
Penn  
Villanova  
Wofford  
Yale

3. Wofford	8	469	2,086	4.45	260.8
4. Richmond	8	487	2,141	4.40	267.6
5. Chattanooga	9	560	2,410	4.30	267.8
6. San Diego	8	502	2,157	4.30	269.6
7. Youngstown St.	8	484	2,208	4.56	276.0
8. Central Ark.	8	531	2,215	4.17	276.9
9. Saint Francis (PA)	9	591	2,564	4.34	284.9
10. Stony Brook	8	517	2,295	4.44	286.9

### RUSHING

Wofford has finished among the top seven schools in the nation in rushing in each of the past 18 years. The Terriers' wingbone offense puts a premium on ball control and keeping the opponent's offense on the boundary. Eight times the Terriers have been second in the nation in rushing yards per game, while in 2010 and 2011 they finished first.

#### NATIONAL FINISH IN RUSHING

Year	Finish	Yds/Gm
1997	3	292.2
1998	6	255.8
1999	2	351.5
2000	4	281.6
2001	7	264.1
2002	2	342.2
2003	7	258.3
2004	2	305.1
2005	4	283.4
2006	2	263.5
2007	2	319.3
2008	2	339.7
2009	2	270.2
2010	1	297.7
2011	1	364.6
2012	2	349.7
2013	5	269.9
2014	3	296.7
2015	4	300.0

### WOFFORD VS. NON-CONFERENCE

#### OPPONENTS

Since 2000, Wofford is 22-3 in non-conference regular season FCS games ... Wofford's loss to Coastal Carolina in 2006 snapped a streak of 10 straight regular season non-conference wins against FCS opponents ... The Terriers had not lost a non-conference regular season game to a FCS opponent since dropping the 2000 season opener to Lehigh 34-14 ... The loss to Gardner-Webb in 2013 ended a nine-game streak and Wofford lost again to Gardner-Webb in 2014.

### PREVENTING THE SACK

The offensive line is a veteran group this season, with two seniors, a junior and a pair of sophomores in the starting five. Last year they gave up only eight sacks all season which ranked third in the nation (0.73 per game). So far in 2016 they did not allow a sack against Tennessee Tech, Ole Miss, Western Carolina, The Citadel, or Mercer and had just one each against Johnson C. Smith, ETSU and Samford.

TEAM	GAMES	W-L	OPP SACKS	YDS	AVG
1. The Citadel	8	8-0	0	0	0.00
2. San Diego	8	7-1	1	10	0.13
3. Sam Houston St.	8	8-0	3	28	0.38
3. <b>Wofford</b>	<b>8</b>	<b>5-3</b>	<b>3</b>	<b>23</b>	<b>0.38</b>
5. Northern Ariz.	8	4-4	4	19	0.50
6. Central Ark.	8	7-1	5	38	0.63
6. Kennesaw St.	8	6-2	5	29	0.63
8. Cal Poly	8	6-2	6	26	0.75
9. Chattanooga	9	8-1	7	62	0.78
10. Jacksonville	7	4-3	6	36	0.86

### THE 2015 SEASON

The Terriers were 5-6 overall in 2015 and 3-4 in the Southern Conference with wins against Mercer, VMI and Furman, along with losses to The Citadel, Western Carolina, Chattanooga, and Samford ... Wofford also suffered a pair of losses to FBS teams in Idaho and Clemson ... The Tigers were 14-1, won the ACC Championship and the Orange Bowl before falling to Alabama in the national championship game ... The 5-6 record marked the second losing season in the past three years for the Terriers ... Earning first team honors from the Southern Conference Coaches was offensive lineman Anton Wahrby. Second team honors went to fullback Lorenzo Long and defensive lineman Miles Brown ... In the media voting, first team honors went to offensive lineman Anton Wahrby, with second team recognition going to fullback Lorenzo Long, defensive lineman Miles Brown, and cornerback Brion Anderson. ... Wofford was fourth in the nation in rushing offense and 66th in total offense, while the defense was 58th in the nation overall.

### BRENTON BERSIN

Wide receiver Brenton Bersin signed as an undrafted free agent with the Carolina Panthers in April of 2012. He spent the 2013 season on the Panthers practice squad. He re-signed with the Panthers again in 2014 and made the 53-man roster and had his first NFL catch against Detroit on September 14. He caught his first touchdown on October 19 at Green Bay and made his first start on October 26 against Seattle. Bersin's 1-yard touchdown reception at Green Bay was the first



touchdown catch by a player from Wofford since Jerry Richardson had a touchdown as a member of the Baltimore Colts at Dallas (10/30/60). In 2015, Bersin had a career-high four catches against Tampa Bay (10/4). He remained on the roster for the remainder of the season as the Panthers won the NFC Championship and played in Super Bowl 50.

MR. RICHARDSON

Jerry Richardson came to Wofford in the mid-1950s as an unheralded pass receiver from Fayetteville, N.C. By the time he left to begin his pro career with the Baltimore Colts, the passing combination of Charlie Bradshaw to Jerry Richardson had received nationwide fame. Richardson was an Associated Press Little All-America selection in 1957 and '58. He still holds Wofford's single-game record with 241 receiving yards vs. Newberry in 1956 and is the record holder for touchdown receptions in a season (9 in 1958) and in a career (21). Drafted by the defending world champion Colts, Richardson played two seasons in the NFL, earning Colt Rookie of the Year honors in 1959 and finishing third in the balloting for top NFL rookie. As a senior at Wofford, he scored 72 points on nine touchdowns, 12 extra points and two field goals. Richardson calls his greatest honor being elected team captain in 1958. In 1983, he was chosen to Wofford's All-Time Football team as a receiver. He is currently the owner of the Carolina Panthers. Last year, Wofford announced the construction of two new facilities on campus donated by Richardson. Due to be completed in Spring 2017, the Rosalind S. Richardson Center for the Arts will become home to academic programs in theatre arts, visual arts and art history. Expected to open in Fall 2017, the Jerry Richardson Indoor Stadium will be a 123,000-square-foot facility that will include a 3,400-seat basketball arena and a 500-seat volleyball competition venue.



CAROLINA PANTHER TRAINING CAMP

The Carolina Panthers have held summer training camp at Wofford since their inaugural season in 1995 and it will be held on campus until at least 2019. The camp provides Wofford tremendous national exposure and visibility. Media members that visit Wofford during the camp include ESPN, Fox Sports, NFL Network, USA Today and Sports Illustrated. This year's camp drew a record crowd, finishing with a total of nearly 135,400 visitors as camp ended on Tuesday, Aug. 16. That's nearly a 75 percent increase from 2015's record 77,625 visitors.

RECENT SUCCESS

Wofford has finished among the top four teams in the Southern Conference race in eleven of the last twelve years, winning four SoCon Championships. In the last twelve years, the Terriers have won 58 of 94 SoCon games played. Over that time, Wofford is the winningest program in the Southern Conference with a .617 win percentage.

SoCon Records since 2003 (last 12+ years)

School	W-L	Pct
1. Wofford	59-36	.621
2. Furman	52-42	.553
3. Samford (2008-present)	36-31	.537
4. Chattanooga	51-46	.525
5. The Citadel	42-54	.437
6. Mercer (2015-present)	3-9	.250
7. ETSU (2003, 2016)	3-11	.214
8. Western Carolina	20-76	.208
9. VMI (2015-present)	2-10	.166

ABOUT WOFFORD

Wofford is currently the third-smallest school in NCAA Division I-FCS with an enrollment of 1,650 students. The smallest school is Presbyterian College at 1,200 and VMI is second with 1,559. Wofford College, established in 1854, is an independent liberal arts college in Spartanburg, S.C. (average SAT for incoming class, 1247). Wofford ranks in the top five nationally in the percentage of undergraduates receiving credit for study abroad. Home to one of the nation's 276 Phi Beta Kappa chapters, Wofford's historic 175-acre campus is recognized as a national arboretum. Affiliated with the United Methodist Church, the college is committed to provide superior liberal arts education that prepares its students for extraordinary and positive contributions to society. The focus of Wofford's mission is upon fostering commitment to excellence in character, performance, leadership, service to others and life-long learning.

QUICK FACTS ABOUT WOFFORD COLLEGE

Location .....	Spartanburg, SC
Founded .....	1854
Enrollment .....	1,650
Affiliation/Conference .....	NCAA Division I (FCS) / Southern
Colors/Nickname .....	Old Gold (PMS 873) and Black / Terriers
President .....	Dr. Nayef Samhat (George Washington '83)
Faculty Athletic Representative .....	Dr. Jameica Hill (Wofford '88)
Athletic Director .....	Richard Johnson (The Citadel '76)
Athletic Department Phone .....	(864) 597-4090
Mailing Address .....	429 N. Church Street, Spartanburg, SC 29303
Athletics Web Site .....	www.woffordterriers.com

GIBBS STADIUM INFORMATION

Seating.....	13,000
Surface.....	Natural grass (Bermuda)
Date Opened .....	Oct. 5, 1996
Record in Stadium .....	82-32 (20 seasons)
Largest Crowd .....	12,124 vs. Georgia Southern, Nov. 3, 2007
Season Attendance Record .....	73,348 (2003, 8 games)

FOOTBALL STAFF

Head Coach .....	Mike Ayers (Georgetown, Ky, '74)
Ayers' Record at Wofford.....	192-135-1 (29 years)
Ayers' Overall Record .....	203-156-2 (31 years)
Offensive Coordinator/QBs .....	Wade Lang (Wofford '83)*
Defensive Coordinator/OLBs.....	Nathan Fuqua (Wofford '03)*
Inside Linebackers.....	Greg Gasparato (Wofford '09)
Running Backs .....	Dane Romero (Wofford '09)
Cornerbacks .....	Brian Mance (Clemson '05)
Safeties/Recruiting .....	Shiel Wood (Wofford '06)
Defensive Line.....	Jerome Riase (Miami (OH) '04)
Wide Receivers/Passing Game Coordinator ..	Freddie Brown III (South Carolina '09)*
Offensive Line/Run Game Coordinator .....	Eric Nash (Wofford '02)
Tight Ends .....	B.J. Connolly (Williams '84)
Director of Football Operations .....	Joel Antley (Clemson '15)
Football Operations .....	Dr. Joab Lesesne (Erskine '59)
Video Coordinator/Offensive Quality Control .....	Ilir Emini (Knox '16) *
Head Athletic Trainer.....	Will Christman
Head Strength and Conditioning .....	Josh Medler
Football Office Phone .....	(864) 597-4095

\* Coaches booth on gameday

TEAM INFORMATION

2015 Record/SoCon.....	5-6 / 3-4 (T-Fourth)
Lettermen Returning .....	55 (26 offense, 26 defense, 3 specialists)
Lettermen Lost .....	20 (11 offense, 9 defense, 0 specialists)
Other Returners .....	25 (13 offense, 11 defense, 1 specialist)
Newcomers .....	18 (9 offense, 9 defense, 0 specialists)
Starters Returning/Lost.....	20 / 5
Offensive Starters Returning/Lost .....	8 / 3
Defensive Starters Returning/Lost.....	9 / 2
Specialists Returning/Lost.....	3 / 0
Offensive Formation .....	Wingbone / Triple Option
Defensive Formation .....	Multiple 50



# 2016 SOCON FOOTBALL

## 2016 SOCON STANDINGS

School	SoCon			Overall			Pts	Opp	Streak
	W	L	Pct	W	L	Pct			
The Citadel	6	0	1.000	8	0	1.000	240	134	W8
Samford	4	1	.800	6	2	.750	325	218	L1
Chattanooga	6	1	.714	8	1	.888	333	133	W2
<b>Wofford</b>	<b>3</b>	<b>2</b>	<b>.600</b>	<b>5</b>	<b>3</b>	<b>.625</b>	<b>233</b>	<b>137</b>	<b>W1</b>
Mercer	2	3	.400	4	4	.500	231	257	L1
Furman	2	3	.400	2	6	.250	201	216	W2
VMI	1	4	.200	3	5	.375	175	226	L3
East Tenn. St.	1	5	.167	3	5	.375	123	257	L1
Western Carolina	0	6	.000	1	7	.125	181	274	L6

### SOCON SCHEDULE

#### OCTOBER 15

\*Furman 52, ETSU 7  
 \*VMI 21, Samford 55  
 \*Western Carolina 24, Mercer 38  
 \*Chattanooga 14, The Citadel 22

#### OCTOBER 20

West Virginia Wesleyan 7, ETSU 38

#### OCTOBER 22

Mercer 41, Austin Peay 34  
 \*The Citadel 24, Wofford 21 (OT)  
 \*Western Carolina 30, Samford 17  
 \*VMI 13, Chattanooga 30

#### OCTOBER 29

Samford 41, Mississippi State 56  
 \*ETSU 10, The Citadel 45  
 \*Mercer 21, Wofford 31  
 \*Chattanooga 38, Western Carolina 25  
 \*Furman 24, VMI 10

#### NOVEMBER 5

\*ETSU at Mercer  
 \*Wofford at Furman  
 \*Samford at The Citadel  
 \*VMI at Western Carolina

#### NOVEMBER 12

Cumberland at ETSU  
 \*Wofford at Chattanooga  
 \*Mercer at Samford  
 \*Western Carolina at Furman  
 \*The Citadel at VMI

#### NOVEMBER 19

Western Carolina at South Carolina  
 The Citadel at North Carolina  
 Chattanooga at Alabama  
 \*Samford at ETSU  
 \*VMI at Wofford  
 \*Furman at Mercer

### TERRIERS SOCON TEAM RANKINGS

Rushing Offense .....	2
Passing Offense .....	8
Total Offense .....	7
Scoring Offense .....	4
Rushing Defense .....	1
Pass Efficiency Defense .....	4
Total Defense .....	1
Scoring Defense .....	3
Net Punting.....	1
Punt Returns .....	7
Kickoff Returns.....	9
Turnover Margin.....	3
Pass Defense .....	5
Passing Efficiency .....	6
Sacks .....	3
Sacks Allowed .....	2
3rd Down Conversion .....	2
3rd Down Conversion Defense.....	7
4th Down Conversion .....	3
4th Down Conversion Defense.....	2
Time of Possession .....	1

### TERRIERS AMONG THE CONFERENCE LEADERS

#### Rushing Yards Per Game

Lorenzo Long	111.0	1st
Will Gay	43.1	12th

#### Total Offense

Lorenzo Long	111.0	8th
--------------	-------	-----

#### Passing Yards

Brandon Goodson	46.8	8th
-----------------	------	-----

#### Completions Per Game

Brandon Goodson	3.00	8th
-----------------	------	-----

#### Scoring

Lorenzo Long	8.3	2nd
David Marvin	7.0	7th

#### Field Goal Percentage

David Marvin	.714	5th
--------------	------	-----

#### Kickoff Returns

Ostin McPherson	17.7	7th
-----------------	------	-----

#### Punt Returns

Will Gay	4.0	4th
----------	-----	-----

#### Passes Defended

George Gbese	1.0	3rd
--------------	-----	-----

#### Sacks

Tyler Vaughn	0.53	3rd
--------------	------	-----

#### Interceptions

Jaleel Green	0.3	7th
Dominique Lemon	0.3	7th
Dylan Young	0.3	7th

### 2016 SOCON PLAYERS OF THE WEEK

Date	Offense	Defense	Special Teams
Sept. 5	Tyler Renew, The Citadel	<b>Jaleel Green, Wofford</b>	JJ Jerman, ETSU
Sept. 12	Tyrie Adams, WCU	Dee Delaney, The Citadel	Austin Barnard, Samford
Sept. 19	Austin Herink, ETSU	Nakevion Leslie, Chattanooga	DeAndre Schoultz, The Citadel
Sept. 26	Derrick Craine, Chattanooga	Ryan Francis, VMI	Henrique Ribeiro, Chattanooga
Oct. 3	Devlin Hodges, Samford	Joe Crochet, The Citadel	Henrique Ribeiro, Chattanooga
Oct. 10	Devlin Hodges, Samford	Montrell Pardue, Chattanooga	<b>David Marvin, Wofford</b>
Oct. 17	Devlin Hodges, Samford	Nakevion Leslie, Chattanooga	Cody Clark, The Citadel
Oct. 24	Karel Hamilton, Samford	Kailik Williams, The Citadel	<b>David Marvin, Wofford</b>
Oct. 31	Detrez Newsome, WCU	Paul Hunter, ETSU	<b>David Howerton, Wofford</b>
Nov. 7			
Nov. 14			
Nov. 21			



# 2016 WOFFORD ALPHABETICAL ROSTER

No	NAME	POS	HT	WT	YR	HOMETOWN / LAST SCHOOL
13	Alstatt, Mason	S	6-0	190	Fr.	Lexington, Ky. / Lafayette
57	Alvarez, Carew	DL	6-2	240	So.	Lexington, S.C. / Lexington
39	Alverson, Spencer	HB	6-0	190	Fr.-2	Greer, S.C. / Southside Christian
91	Armstrong, Robbie	LB	6-0	230	Fr.	Dacula, Ga. / Archer
75	Basinger, Justus	OL	6-4	295	Fr.-2	Longwood, Fla. / Lake Brantley
53	Benson, Toney	DL	5-10	265	Jr.	Columbia, S.C. / Lower Richland
67	Bolds-Lockwood, Jordan	OL	6-4	280	Jr.	Charleston, S.C. / James Island Charter
93	Boudreaux, Chris	DL	6-2	285	Sr.	Mobile, Ala. / St. Pauls
65	Brooks, Ronnie	OL	6-4	310	Fr.	Washington, D.C. / Maret School
33	Brown, Brandon	LB	6-1	230	Fr.	Summerville, S.C. / Ashley Ridge
90	Brown, Miles	DL	6-1	310	So.	Cheverly, Md. / Sidwell Friends
52	Bryant, Boston	DE	6-1	270	Sr.	Williamsburg, Ky. / Whitley County
70	Burger, Josh	OL	6-4	290	Fr.	Aurora, Ohio / Aurora
16	Butler, Brad	QB	6-2	225	Sr.	Rome, Ga. / Darlington School
34	Carter, Luke	K/P	6-1	230	Fr.-2	Florence, S.C. / Wilson
30	Chapman, Jamison	HB	5-10	187	Fr.	Dillon, S.C. / Dillon
37	Childress, Luke	FB	5-11	220	Sr.	Roan Mountain, Tenn. / Avery
9	Cleary, Cole	WR	6-1	200	So.	Flat Rock, N.C. / Hendersonville
21	Clemons, Colton	LB	6-0	245	Jr.	Fayetteville, Ga. / Whitewater
17	Collie, Alex	CB	5-9	165	Fr.	Durham, N.C. / Episcopal
10	Colvin, Nick	HB	6-2	205	Sr.	Bogart, Ga. / North Oconee
95	Cornellier, Steven	DL	6-3	255	Sr.	Jacksonville, Fla. / Bishop Kenny
96	Curtis, Brandon	DL	6-3	245	Jr.	Bushnell, Fla. / South Sumter
50	Daniels, Roo	OL	6-2	285	Jr.	Columbia, S.C. / Hammond School
62	Demmel, Ross	OL	6-3	290	So.	Cincinnati, Ohio / Colerain
73	Zach Epting	OL	6-2	280	Fr.	Greenville, S.C. / Christ Church
25	Gay, Will	HB	5-9	195	Sr.	Anderson, S.C. / T.L. Hanna
15	Gbese, George	CB	5-8	175	Fr.-2	Murfreesboro, Tenn. / Oakland
14	Goodson, Brandon	QB	6-0	205	Jr.	Dacula, Ga. / Dacula
81	Gouger, Chandler	TE	6-4	230	Jr.	Chattanooga, Tenn. / Baylor School
11	Green, Jaleel	S	6-2	215	Sr.	Jacksonville, Fla. / Providence
63	Hammond, Ross	LS	6-1	220	So.	Spartanburg, S.C. / Dorman
88	Helligar, Armani	WR	6-2	185	So.	Kissimmee, Fla. / Osceola
83	Hennings, Austyn	WR	6-2	205	Fr.-2	Alpharetta, Ga. / Kings Ridge Christian
17	Higbie, Cole	S	6-0	205	Sr.	Tyrone, Ga. / Landmark Christian
82	Hill, Jason	WR	5-11	190	Fr.-2	Spartanburg, S.C. / Boiling Springs
47	Hinton, Billy	LB	6-1	225	So.	West Chester, Ohio / Bishop Fenwick
97	Horton, Mikel	DL	6-0	315	Fr.	Lexington, Ky. / Bryan Station
18	Howerton, David	QB	6-0	205	Sr.	Asheville, N.C. / Asheville
3	Jacks, Evan	QB	6-0	205	Sr.	Johns Creek, Ga. / Northview HS
59	Jackson, Campbell	DL	6-4	235	Fr.-2	Cheraw, S.C. / Episcopal (Alexandria, VA)
64	Jacon-Duffy, Jared	OL	6-4	305	So.	Pleasant Plain, Ohio / Archbishop Moeller
58	Jeresaty, Blake	OL	6-2	290	Fr.	Charleston, S.C. / Bishop England
56	Jones, Mike	OL	6-4	290	Jr.	Danville, Ky. / Danville
89	Karas, Nick	TE	6-4	220	Fr.-2	Waxhaw, N.C. / Cuthbertson
27	Lemon, Dominique	CB	5-10	180	So.	Blythewood, S.C. / Blythewood
80	Lindsey, Dorian	WR	6-0	185	Fr.	Greer, S.C. / Greer
7	Long, Lorenzo	FB	5-9	205	Sr.	Pensacola, Fla. / Tate
79	Lott, Justin	OL	6-5	300	Jr.	Braxton, Ga. / Coffee

## NUMERICAL ROSTER

No	NAME	POS
2	McPherson, Ostin	HB
3	Jacks, Evan	QB
3	Tillery, JoJo	S
4	Lyles, Tyreik	LB
5	Motes, Bryce	WR
6	McAfee, Lennox	HB
6	Ward, Nick	S
7	Long, Lorenzo	FB
8	Newman, Joe	QB
8	Stewart, Lincoln	LB
9	Cleary, Cole	WR
9	Morris, Terrance	LB
10	Colvin, Nick	HB
10	Strawter, Ulysses	CB
11	Green, Jaleel	S
11	Morgan, Blake	HB
12	Paschal, Darron	CB
12	Riazzi, Andy	HB
13	Alstatt, Mason	S
14	Goodson, Brandon	QB
14	Marvin, David	K/P
15	Gbese, George	CB
16	Butler, Brad	QB
17	Collie, Alex	CB
17	Higbie, Cole	S
17	Sanders, Brian	P
18	Howerton, David	QB
19	Taylor, R.J.	WR
20	Williams, Jamario	CB
21	Clemons, Colton	LB
22	Pace, Ellis	HB
23	Nelson, Chase	FB
24	Watson, Devin	CB
25	Gay, Will	HB
26	Massey, Graham	S
27	Lemon, Dominique	CB
28	Redwood, Dimitri	CB
29	Stoddard, Andre	FB
30	Chapman, Jamison	HB
31	Rivera, Malik	S
32	Martin, Chris	HB
33	Brown, Brandon	LB
34	Carter, Luke	K/P
36	Rountree, Weston	LB
37	Childress, Luke	FB
38	Windham, Hunter	HB
39	Alverson, Spencer	HB
40	Monaghan, Neil	LB
41	Wilson, Jireh	LB

No	NAME	POS	HT	WT	YR	HOMETOWN / LAST SCHOOL
4	Lyles, Tyreik	LB	6-0	220	So.	Duncan, S.C. / Byrnes
55	Mangum, Thad	DL	6-2	290	Fr.-2	Greenville, S.C. / Christ Church
32	Martin, Chris	HB	5-10	205	Jr.	Columbia, Tenn. / Columbia Central
14	Marvin, David	K/P	6-2	210	Jr.	Charlotte, N.C. / East Mecklenburg
26	Massey, Graham	S	6-0	185	So.	Marietta, Ga. / Mount Paran Christian
6	McAfee, Lennox	HB	5-7	185	So.	Nashville, Tenn. / East Nashville
2	McPherson, Ostin	HB	5-8	170	Fr.	Mobile, Ala. / St. Paul's Episcopal
68	Miller, Dequan	OL	6-2	300	Sr.	Columbia, S.C. / AC Flora
40	Monaghan, Neil	LB	5-10	230	So.	Clemson, S.C. / Daniel
11	Morgan, Blake	HB	5-9	185	Fr.	St. Johns, Fla. / Creekside
9	Morris, Terrance	LB	6-1	225	Jr.	Chester, S.C. / Chester
5	Motes, Bryce	WR	6-0	185	Jr.	Fleming Island, Fla. / Fleming Island
23	Nelson, Chase	FB	5-10	228	Jr.	Alpharetta, Ga. / Chattahoochee
8	Newman, Joe	QB	5-11	175	Fr.	Riverdale, Ga. / Charles Drew
71	Nolan, Alex	DL	6-0	270	Jr.	Scottsdale, Ariz. / Horizon
84	Novotny, T.J.	TE	6-6	255	Jr.	Milwaukee, Wisc. / Marquette University
22	Pace, Ellis	HB	5-11	195	So.	Flat Rock, N.C. / Christ School
12	Paschal, Darron	CB	5-10	170	Fr.	Atlanta, Ga. / Westlake
46	Patterson, John	LB	6-1	235	Jr.	Lilburn, Ga. / Parkview
66	Ralph, Michael	OL	6-4	270	Fr.-2	Loveland, Ohio / Loveland
28	Redwood, Dimitri	CB	6-2	195	Fr.	North Ridgeville, Ohio / Midview
12	Riazzi, Andy	HB	6-1	195	Fr.	Dayton, Ohio / Bishop Fenwick
31	Rivera, Malik	S	5-11	200	So.	Saint Johns, Fla. / Bartram Trail
43	Roach, Michael	LB	6-3	230	Jr.	Kenosha, Wisc. / Indian Trail
69	Ronan, Liam	OL	6-3	270	Fr.-2	Lexington, S.C. / Lexington
36	Rountree, Weston	LB	6-1	225	So.	Lebanon, Tenn. / Heritage Christian
72	Rouse, Chuck	OL	6-3	320	Jr.	Mt. Pleasant, S.C. / Wando
17	Sanders, Brian	P	6-3	200	Sr.	McLean, Va. / McLean
48	Sanders, Nathan	LB	5-11	215	So.	Jacksonville, Fla. / Bolles School
49	Sarafianos, Michael	S/K	6-0	200	Jr.	Tampa, Fla. / Tampa Catholic
8	Stewart, Lincoln	LB	5-11	232	Sr.	Deltona, Fla. / DeLand
29	Stoddard, Andre	FB	5-10	230	So.	Greenville, S.C. / St. Joseph's
10	Strawter, Ulysses	CB	5-10	185	Fr.	Chattanooga, Tenn. / Baylor
54	Sullivan, Dalton	OL	6-1	260	Fr.-2	Moore, S.C. / Dorman
74	Taylor, Nick	OL	6-6	290	So.	Spartanburg, S.C. / Broome
19	Taylor, R.J.	WR	5-11	190	Jr.	Lexington, Ky. / Bates Creek
3	Tillery, JoJo	S	6-2	205	So.	Hixson, Tenn. / East Ridge
92	Vaughn, Tyler	DL	6-1	270	Jr.	McDonough, Ga. / Union Grove
44	Vining, Daryl	LB	6-2	230	Jr.	Warner Robins, Ga. / Houston County
77	Wahrby, Anton	OL	6-5	300	Sr.	Karlskrona, Sweden / Kristianstad Predators
6	Ward, Nick	S	6-2	212	Jr.	Moore, Okla. / South Moore
24	Watson, Devin	CB	5-11	190	So.	Gainesville, Ga. / East Hall
60	Way, Bradley	OL	6-2	280	Sr.	Fort Mitchell, Ky. / Covington Catholic
20	Williams, Jamario	CB	6-1	195	So.	Ridgeland, S.C. / Hilton Head Christian
42	Wilson, Datavious	LB	6-1	230	Fr.	Hartsville, S.C. / Hartsville
41	Wilson, Jireh	LB	6-1	222	Fr.	Calhoun, Ga. / Calhoun
38	Windham, Hunter	HB	5-11	195	Jr.	Aynor, S.C. / Aynor
45	Young, Dylan	LB	6-1	235	Jr.	Collierville, Tenn. / St. Georges
99	Zamary, Brandon	DL	6-0	275	So.	Aurora, Ohio / Aurora

No	NAME	POS
42	Wilson, Datavious	LB
43	Roach, Michael	LB
44	Vining, Daryl	LB
45	Young, Dylan	LB
46	Patterson, John	LB
47	Hinton, Billy	LB
48	Sanders, Nathan	LB
49	Sarafianos, Michael	S/K
50	Daniels, Roo	OL
52	Bryant, Boston	DE
53	Benson, Toney	DL
54	Sullivan, Dalton	OL
55	Mangum, Thad	DL
56	Jones, Mike	OL
57	Alvarez, Carew	DL
58	Jeresaty, Blake	OL
59	Jackson, Campbell	DL
60	Way, Bradley	OL
62	Demmel, Ross	OL
63	Hammond, Ross	LS
64	Jacon-Duffy, Jared	OL
65	Brooks, Ronnie	OL
66	Ralph, Michael	OL
67	Bolds-Lockwood, Jordan	OL
68	Miller, Dequan	OL
69	Ronan, Liam	OL
70	Burger, Josh	OL
71	Nolan, Alex	DL
72	Rouse, Chuck	OL
73	Zach Epting	OL
74	Taylor, Nick	OL
75	Basinger, Justus	OL
77	Wahrby, Anton	OL
79	Lott, Justin	OL
80	Lindsey, Dorian	WR
81	Gouger, Chandler	TE
82	Hill, Jason	WR
83	Hennings, Austyn	WR
84	Novotny, T.J.	TE
88	Helligar, Armani	WR
89	Karas, Nick	TE
90	Brown, Miles	DL
91	Armstrong, Robbie	LB
92	Vaughn, Tyler	DL
93	Boudreaux, Chris	DL
95	Cornellier, Steven	DL
96	Curtis, Brandon	DL
97	Horton, Mikel	DL
99	Zamary, Brandon	DL

# WOFFORD DEPTH CHART VS. FURMAN

## OFFENSE - WINGBONE

LT	62	Ross Demmel (6-3, 290, So.)
	56	Mike Jones (6-4, 290, Jr.)
LG	68	Dequan Miller (6-2, 300, Sr.)
	75	Justus Basinger (6-4, 295, Fr.-2)
C	50	Roo Daniels (6-2, 285, Jr.)
	60	Bradley Way (6-2, 280, Sr.)
RG	64	Jared Jacon-Duffy (6-4, 305, So.)
	72	Chuck Rouse (6-3, 320, Jr.)
RT	77	Anton Wahrby (6-5, 300, Sr.)
	66	Michael Ralph (6-4, 270, Fr.-2)
TE	81	Chandler Gouger (6-2, 230, Jr.)
	84	T.J. Novotny (6-6, 255, Jr.)
WR	19	R.J. Taylor (5-11, 190, Jr.)
	82	Jason Hill (5-11, 190, Fr.-2)
QB	14	Brandon Goodson (6-0, 205, Jr.)
	8	Joe Newman (5-11, 175, Fr.)
HB	25	Will Gay (5-9, 185, Sr.)
	6	Lennox McAfee (5-7, 185, So.)
HB	38	Hunter Windham (5-11, 195, Jr.)
	10	Nick Colvin (6-2, 205, Sr.)
FB	7	Lorenzo Long (5-9, 205, Sr.)
	29	Andre Stoddard (5-10, 230, So.)

## DEFENSE - MULTIPLE 50

LDE	92	Tyler Vaughn (6-1, 270, Jr.)
	95	Steven Cornellier (6-3, 255, Sr.)
NT	97	Mikel Horton (6-0, 315, Fr.)
	93	Chris Boudreaux (6-2, 285, Sr.)
RDE	90	Miles Brown (6-1, 310, So.)
	52	Boston Bryant (6-1, 270, Sr.)
OLB	45	Dylan Young (6-1, 235, Jr.)
	41	Jireh Wilson (6-0, 216, Fr.)
ILB	8	Lincoln Stewart (5-11, 232, Sr.)
	47	Billy Hinton (6-1, 225, So.)
ILB	42	Datavious Wilson (6-1, 230, Fr.)
	21	Colton Clemons (6-0, 245, Jr.)
OLB	9	Terrance Morris (6-1, 225, Jr.)
	4	Tyreik Lyles (6-0, 220, So.)
CB	15	George Gbese (5-8, 175, Fr.-2)
	27	Dominique Lemon (5-10, 180, So.)
FS	31	Malik Rivera (5-11, 200, So.)
	3	JoJo Tillery (6-2, 205, So.)
SS	11	Jaleel Green (6-2, 215, Sr.)
	13	Mason Alstatt (6-0, 190, Fr.)
CB	24	Devin Watson (5-11, 190, So.)
	20	Jamario Williams (6-1, 195, Jr.)

## SPECIALISTS

PK	14	David Marvin (6-2, 210, Jr.)
	34	Luke Carter (6-2, 230, Fr.-2)
KO	14	David Marvin (6-2, 210, Jr.)
	34	Luke Carter (6-2, 230, Fr.-2)
P	17	Brian Sanders (6-3, 200, Sr.)
	14	David Marvin (6-2, 210, Jr.)
LS	61	Ross Hammond (6-1, 220, So.)
HLD	17	Brian Sanders (6-3, 200, Sr.)
KOR	2	Ostin McPherson (5-8, 168, Fr.)
	22	Ellis Pace (5-11, 195, So.)
PR	25	Will Gay (5-9, 185, Sr.)

## PRONUNCIATION GUIDE

Carew Alvarez.....	CAH-roo
Chris Boudreaux.....	BOO-dro
Steven Cornellier.....	CORE-nell-e-er
George Gbese.....	BEE-cee
Chandler Gouger.....	GOW-grr
Jared Jacon-Duffy.....	JAY-con Duffy
Mikel Horton.....	Meh-KELL
Nick Karas.....	CARE-as

Tyreik Lyles.....	TIE-reek
Lennox McAfee.....	MAC-a-fee
Ostin McPherson.....	Austin
Liam Ronan.....	LEE-am
Michael Sarafianos.....	SARA-fee-ah-nos
Anton Wahrby.....	WAR-bee
Datavious Wilson.....	DA-tave-e-us
Jireh Wilson.....	JYE-rah
Wofford.....	Wah-ford



## WOFFORD WHEN...

Overall.....	5-3
SoCon.....	3-2
Home.....	3-1
Road.....	2-2
Day Games.....	3-3
Night games (after 6 pm).....	2-0
On Natural Grass.....	3-2
On Artificial Turf.....	2-1
Black Jersey.....	4-1
White Jersey.....	1-2
Wofford Wins Coin Toss.....	1-2
Wofford Loses Coin Toss.....	4-1
Scoring First.....	3-1
Opponent Scoring First.....	2-2
Leading at the half.....	4-1
Trailing at the half.....	0-2
Tied at the half.....	1-0
Leading after third quarter.....	5-1
Trailing after third quarter.....	0-2
Tied after third quarter.....	0-1
Overtime games.....	0-1
Scoring less than 20 points.....	0-1
Scoring 20+ points.....	5-2
Scoring 30+ points.....	4-0
Scoring 40+ points.....	1-0
Allowing 10 or fewer points.....	3-0
Allowing less than 20 points.....	3-0
Allowing 20+ points.....	1-3
Allowing 30+ points.....	0-1
Allowing 40+ points.....	0-1
Rushing for less than 100 yards.....	5-3
Rushing for over 100 yards.....	5-3
Rushing for over 200 yards.....	4-1
Rushing for over 300 yards.....	4-3
Passing for less than 200 yards.....	5-3
Passing for 200+ yards.....	1-0
Passing for 300+ yards.....	5-1
Total less than 300 yards total offense.....	3-1
300+ yards of total offense.....	2-1
400+ yards of total offense.....	5-2
500+ yards of total offense.....	3-1
Allowing less than 100 yards rushing.....	3-1
Allowing less than 300 yards total offense.....	2-1
Allowing 300+ yards total offense.....	5-2
Having a 100 yard rusher.....	4-1
Have two 100 yard rushers.....	2-1
Opponent has 100 yard rusher.....	0-1
No turnovers.....	1-1
Less than 3 turnovers.....	3-2
3+ Turnovers.....	1-0
No takeaways.....	3-2
Less than 3 takeaways.....	1-0
3+ Takeaways.....	4-3
More than 30:00 TOP.....	0-1
Less than 30:00 TOP.....	0-1

## WOFFORD 2016 TEAM HIGHS AND LOWS

Points Scored.....	59	vs JCSU (Sep 17, 2016)
Low.....	13	at Ole Miss (Sep 10, 2016)
Rushes.....	69	vs ETSU (Sep 24, 2016)
Low.....	45	vs JCSU (Sep 17, 2016)
Yards Rushing.....	350	vs ETSU (Sep 24, 2016)
Low.....	205	vs Mercer (Oct 29, 2016)
TD Rushes.....	4	vs JCSU (Sep 17, 2016), vs ETSU (Sep 24, 2016)
Low.....	1	at Ole Miss (Sep 10, 2016)
Pass attempts.....	18	vs JCSU (Sep 17, 2016)
Low.....	6	vs ETSU (Sep 24, 2016)
Pass completions.....	10	vs JCSU (Sep 17, 2016)
Low.....	3	vs ETSU (Sep 24, 2016)
Yards Passing.....	152	vs JCSU (Sep 17, 2016)
Low.....	14	vs ETSU (Sep 24, 2016)
TD Passes.....	1	vs JCSU (Sep 17, 2016)
Low.....	0	vs ETSU (Sep 24, 2016), at Samford (Oct 01, 2016)
Total Plays.....	75	at Tennessee Tech (Sep 01, 2016), vs JCSU (Sep 17, 2016)
Low.....	62	vs JCSU (Sep 17, 2016)
Total Offense.....	482	at Ole Miss (Sep 10, 2016)
Low.....	305	at Tennessee Tech (Sep 01, 2016)
Sacks By.....	5	at Ole Miss (Sep 10, 2016), vs The Citadel (Oct 22, 2016)
Low.....	0	vs JCSU (Sep 17, 2016)
First Downs.....	24	at Ole Miss (Sep 10, 2016), vs The Citadel (Oct 22, 2016)
Low.....	18	at Samford (Oct 01, 2016)
Penalties.....	11	at Ole Miss (Sep 10, 2016), vs The Citadel (Oct 22, 2016)
Low.....	2	vs Mercer (Oct 29, 2016)
Penalty Yards.....	128	vs The Citadel (Oct 22, 2016)
Low.....	15	vs The Citadel (Oct 22, 2016)
Turnovers.....	4	five times, last vs Mercer (Oct 29, 2016)
Low.....	0	vs JCSU (Sep 17, 2016), vs Mercer (Oct 29, 2016)
Interceptions By.....	2	vs ETSU (Sep 24, 2016), at Samford (Oct 01, 2016)
Low.....	0	at Samford (Oct 01, 2016), vs The Citadel (Oct 22, 2016)
Punts.....	5	vs JCSU (Sep 17, 2016)
Low.....	1	

## WOFFORD 2016 INDIVIDUAL BESTS

Rushes.....	27	Lorenzo Long vs Mercer (Oct 29, 2016)
Yards Rushing.....	156	Lorenzo Long vs ETSU (Sep 24, 2016)
TD Rushes.....	3	Brad Butler at Tennessee Tech (Sep 01, 2016)
Long Rush.....	47	Lorenzo Long vs JCSU (Sep 17, 2016)
Pass attempts.....	13	Blake Morgan vs JCSU (Sep 17, 2016)
Pass completions.....	10	Brandon Goodson at Samford (Oct 01, 2016)
Yards Passing.....	124	Brad Butler vs JCSU (Sep 17, 2016)
TD Passes.....	1	Brad Butler vs JCSU (Sep 17, 2016)
Long Pass.....	60	Brandon Goodson vs Mercer (Oct 29, 2016)
Receptions.....	3	Chandler Gouger vs JCSU (Sep 17, 2016)
Yards Receiving.....	81	Jason Hill vs JCSU (Sep 17, 2016)
TD Receptions.....	1	Will Gay at Samford (Oct 01, 2016)
Long Reception.....	60	Chandler Gouger at Samford (Oct 01, 2016)
Field Goals.....	2	Will Gay at Samford (Oct 01, 2016)
Long Field Goal.....	57	Chandler Gouger vs JCSU (Sep 17, 2016)
Punts.....	5	Chandler Gouger vs Mercer (Oct 29, 2016)
Punting Avg.....	57.0	David Marvin at Ole Miss (Sep 10), at Samford (Oct 01), vs The Citadel (Oct 22)
Long Punt.....	67	David Marvin at Western Carolina (Oct 08, 2016)
Punts inside 20.....	3	David Marvin at Samford (Oct 01, 2016), vs The Citadel (Oct 22, 2016)
Long Punt Return.....	14	David Marvin at Ole Miss (Sep 10, 2016), at Western Carolina (Oct 08, 2016)
Long Kickoff Return.....	31	David Marvin vs The Citadel (Oct 22, 2016)
Tackles.....	15	Brian Sanders at Ole Miss (Sep 10, 2016)
Sacks.....	2.0	David Marvin vs The Citadel (Oct 22, 2016)
Tackles For Loss.....	2.0	Will Gay vs JCSU (Sep 17, 2016)
Interceptions.....	1	Ellis Pace vs Mercer (Oct 29, 2016)
		D. Wilson vs The Citadel (Oct 22, 2016)
		Tyler Vaughn at Tennessee Tech (Sep 01, 2016)
		Terrance Morris vs Mercer (Oct 29, 2016)
		Tyler Vaughn at Tennessee Tech (Sep 01, 2016)
		S. Cornellier at Tennessee Tech (Sep 01, 2016)
		Terrance Morris vs Mercer (Oct 29, 2016)
		Miles Brown vs Mercer (Oct 29, 2016)
		Jaleel Green at Tennessee Tech (Sep 01, 2016), vs Mercer (Oct 29, 2016)
		D. Lemon at Ole Miss (Sep 10, 2016), at Western Carolina (Oct 08, 2016)
		Nick Ward vs JCSU (Sep 17, 2016)
		Mason Alstatt vs JCSU (Sep 17, 2016)
		Dylan Young vs The Citadel (Oct 22, 2016), vs Mercer (Oct 29, 2016)

# HEAD COACH MIKE AYERS

## AYERS VS. ALL OPPONENTS

Opponent	ETSU			WOFFORD			TOTAL		
	W	L	T	W	L	T	W	L	T
Air Force	0	0	0	0	1	0	0	1	0
Appalachian State	0	3	0	5	12	0	5	15	0
Baylor	0	0	0	0	1	0	0	1	0
Bowie State	0	0	0	1	0	0	1	0	0
Catawba	0	0	0	7	2	0	7	2	0
Central Conn. State	0	0	0	1	0	0	1	0	0
Charleston Southern	0	0	0	13	0	0	13	0	0
Chattanooga	2	1	0	11	8	0	12	9	0
Cheyney	0	0	0	1	0	0	1	0	0
Clemson	0	0	0	0	3	0	0	3	0
Coastal Carolina	0	0	0	0	1	0	0	1	0
Davidson	1	0	0	2	0	0	3	0	0
Dayton	0	0	0	1	1	0	1	1	0
Delaware	0	0	0	0	1	0	0	1	0
East Tennessee State	0	0	0	7	3	0	7	3	0
Elon	0	0	0	14	4	0	14	4	0
Furman	1	2	0	7	15	1	8	17	1
Gardner-Webb	0	0	0	7	2	0	7	2	0
Georgetown, KY	0	0	0	2	0	0	2	0	0
Georgia Tech	0	0	0	0	1	0	0	1	0
Georgia Southern	0	1	0	7	11	0	7	12	0
Idaho	0	0	0	0	1	0	0	1	0
Jacksonville State	0	0	0	1	2	0	1	2	0
James Madison	0	3	0	0	1	0	0	4	0
Johnson C. Smith	0	0	0	2	0	0	2	0	0
Kentucky	0	1	0	0	0	0	0	1	0
Kentucky State	0	0	0	2	0	0	2	0	0
Lees-McRae	0	0	0	2	0	0	2	0	0
Lehigh	0	0	0	0	2	0	0	2	0
Lenoir-Rhyne	0	0	0	6	3	0	6	3	0
Liberty	0	0	1	0	1	0	0	1	1
Lincoln	0	0	0	1	0	0	1	0	0
Louisiana-Lafayette	0	0	0	0	1	0	0	1	0
Louisiana-Monroe	0	0	0	1	0	0	1	0	0
Marshall	0	3	0	0	1	0	0	4	0
Maryland	0	0	0	0	1	0	0	1	0
Mercer	0	0	0	3	0	0	3	0	0
Middle Tennessee	0	0	0	0	1	0	0	1	0
Mississippi College	0	0	0	0	2	0	0	2	0
University of Mississippi	0	0	0	0	1	0	0	1	0
Montana	0	0	0	1	0	0	1	0	0
Morehead State	0	0	0	1	1	0	1	1	0
New Haven	0	0	0	1	1	0	1	1	0
Newberry	0	0	0	8	2	0	8	2	0
New Hampshire	0	0	0	1	0	0	1	0	0
North Carolina A&T	0	0	0	1	0	0	1	0	0
North Carolina State	1	0	0	0	1	0	1	1	0
North Dakota State	0	0	0	0	1	0	0	1	0
North Greenville	0	0	0	1	0	0	1	0	0
Northern Iowa (UNI)	0	0	0	0	1	0	0	1	0
Ohio	0	0	0	0	1	0	0	1	0
Presbyterian	0	0	0	8	4	0	8	4	0
Richmond	0	0	0	0	1	0	0	1	0
Salem, WV	0	0	0	1	0	0	1	0	0
Samford	0	0	0	4	6	0	4	6	0
Savannah State	0	0	0	1	0	0	1	0	0
South Carolina	0	0	0	0	4	0	0	4	0
South Carolina State	0	0	0	4	0	0	4	0	0
South Florida	0	0	0	0	1	0	0	1	0
Tennessee Tech	0	0	0	2	0	0	2	0	0
The Citadel	2	1	0	19	9	0	21	10	0
UAB	0	0	0	0	3	0	0	3	0
Union (Ky.)	0	0	0	1	0	0	1	0	0
Virginia Tech	0	1	0	0	0	0	0	1	0
VMI	1	2	0	9	3	0	10	5	0
Virginia-Wise	0	0	0	2	0	0	2	0	0
West Georgia	0	0	0	1	2	0	1	2	0
West Virginia	0	0	0	0	1	0	0	1	0
West Virginia Tech	0	0	0	1	0	0	1	0	0
Western Carolina	0	3	0	16	5	0	16	8	0
Western Kentucky	0	0	0	1	0	0	1	0	0
William & Mary	1	0	0	0	1	0	1	1	0
Wingate	0	0	0	2	1	0	2	1	0
Winston-Salem State	0	0	0	2	1	0	2	1	0
Wisconsin	0	0	0	0	1	0	0	1	0
Wofford	2	0	0	0	0	0	2	0	0
Youngstown State	0	0	0	0	1	0	0	1	0
<b>TOTALS</b>	<b>11</b>	<b>21</b>	<b>1</b>	<b>192</b>	<b>135</b>	<b>1</b>	<b>203</b>	<b>156</b>	<b>2</b>

## WOFFORD RECORD UNDER AYERS

Overall	192-135-1
Home games	111-47
Road games	81-88-1
SoCon games	91-60
SoCon home games	49-25
SoCon away games	41-34
Postseason games	5-7
Overtime	4-4
Wofford scores 20 or more	173-46
Wofford scores less than 20	19-89-1
Opp scores 20 or more	71-126
Opp scores less than 20	121-9-1
Game decided by 6 or less	40-34-1
Game decided by 7 to 9	18-16
Game decided by 10 or more	135-82
Shutouts	14
Times shutout	8
vs. ranked FCS opponent	22-44-1
August games	2-4 (.333)
September games	61-43-1 (.587)
October games	80-45 (.653)
November games	47-38 (.552)
December games	3-5 (.375)
Most Points scored	82, Sept. 9, 2012 (Wofford 82, Lincoln 0)
Most Points allowed	70, Nov. 17, 1990 (Mississippi College 70, Wofford 19)
	70, Oct. 31, 2008 (Appalachian State 70, Wofford 24)
Most points in a loss	42, Oct. 12, 1991 (West Georgia 49, Wofford 42)
Fewest points in a win	7, Nov. 15, 2003 (Wofford 7, Furman 6)
	Sept. 14, 2002 (Wofford 7, South Carolina State 6)
Largest win	82, Sept. 9, 2012 (Wofford 82, Lincoln 0)
Largest loss	66, Aug. 31, 2013 (Wofford 3, Baylor 69)

## AYERS YEAR-BY-YEAR

Year	School	W	L	T	
1985	ETSU	0	10	1	
1986	ETSU	6	5	0	
1987	ETSU	5	6	0	
<b>3 years at ETSU</b>		<b>11</b>	<b>21</b>	<b>1</b>	
1988	Wofford	5	5	0	
1989	Wofford	6	5	0	
1990	Wofford	9	3	0	NCAA DII Playoffs
1991	Wofford	9	3	0	NCAA DII Playoffs
1992	Wofford	6	5	0	
1993	Wofford	7	3	1	
1994	Wofford	5	6	0	
1995	Wofford	4	7	0	
1996	Wofford	6	5	0	
1997	Wofford	3	7	0	First SoCon Season
1998	Wofford	4	7	0	
1999	Wofford	6	5	0	
2000	Wofford	7	4	0	
2001	Wofford	4	7	0	
2002	Wofford	9	3	0	
2003	Wofford	12	2	0	SoCon Champions/NCAA
2004	Wofford	8	3	0	
2005	Wofford	6	5	0	
2006	Wofford	7	4	0	
2007	Wofford	9	4	0	SoCon Champions/NCAA
2008	Wofford	9	3	0	NCAA Playoffs
2009	Wofford	3	8	0	
2010	Wofford	10	3	0	SoCon Champions/NCAA
2011	Wofford	8	4	0	NCAA Playoffs
2012	Wofford	9	4	0	SoCon Champions/NCAA
2013	Wofford	5	6	0	
2014	Wofford	6	5	0	
2015	Wofford	5	6	0	
2016	Wofford	5	3	0	
<b>29 years at Wofford</b>		<b>192</b>	<b>135</b>	<b>1</b>	
<b>32 years Career</b>		<b>203</b>	<b>156</b>	<b>2</b>	

# THE LAST TIME . . .

## **A kickoff was returned for a touchdown:**

WOFFORD: September 19, 2015, Nick Colvin at Idaho (100 yards)  
OPP: October 31, 2015, Greg Sanders, VMI (99 yards)

## **A punt was returned for a touchdown:**

WOFFORD: September 9, 2015, Octavius Harden vs. Lincoln (60 yards)  
OPP: October 16, 2004, Lamar Beam, Western Carolina (0 yards, blocked)

## **An interception was returned for a touchdown:**

WOFFORD: September 17, 2016, Mason Alstatt vs. JCSU (54)  
OPP: October 22, 2016, Kailik Williams, The Citadel (13)

## **A fumble was recovered for a touchdown:**

WOFFORD: September 17, 2016, Mikel Horton vs. JCSU (0 yards)  
OPP: September 19, 2015, Russell Siavii, Idaho (10 yards)

## **A safety was recorded:**

BY WOFFORD: October 8, 2011, at The Citadel (tackle for loss in endzone)  
BY OPP: October 11, 2014, by Western Carolina (fumbled exchange in end zone)

## **A field goal was blocked:**

BY WOFFORD: September 15, 2012, vs. Western Carolina (23 yd attempt by Sigmon)  
BY OPP: October 22, 2016 (49 yd attempt by Marvin)

## **A shutout was recorded:**

WOFFORD: September 24, 2016, Wofford 31, ETSU 0  
OPP: September 21, 2013, Gardner-Webb 3, Wofford 0

## **A team had more passing yards than rushing yards:**

WOFFORD: October 10, 2015, at The Citadel (118 rushing, 127 passing)

## **A run went for 50 yards or more:**

WOFFORD: November 21, 2015, Evan Jacks vs. Furman (51)  
OPP: September 14, 2013, Kevin Ellison, Georgia Southern (53)

## **A pass reception went for 50 yards or more:**

WOFFORD: October 29, 2016, Brandon Goodson to Chandler Gouger (60), vs. Mercer  
OPP: October 1, 2016, Devlin Hodges to Karel Hamilton, Samford (51)

## **An individual rushed for 100 yards or more in a game:**

WOFFORD: October 29, 2016, Lorenzo Long vs. Mercer (108)  
OPP: November 16, 2013, Marcus Cox, Appalachian State (119)

## **An individual rushed for 200 yards or more in a game:**

WOFFORD: December 1, 2012, Eric Breitenstein (247), vs. New Hampshire  
OPP: November 14, 2009, Chris Evans (257), Samford

## **Two teammates each rushed for 100 yards or more in a game:**

WOFFORD: Nov. 14, 2015, Lorenzo Long (162), Evan Jacks (115), vs. Samford  
OPP: Sept. 14, 2013, Jerick McKinnon (114) and Kevin Ellison (102), Ga. Southern

## **Three teammates each rushed for 100 yards or more in a game:**

WOFFORD: Sept. 15, 2012, Eric Breitenstein (160), Michael Weimer (141), Donovan Johnson (126) vs. Western Carolina

## **An individual passed for 300 yards or more in a game:**

WOFFORD: November 8, 1969, Harold Chandler vs. Catawba (306)  
OPP: October 1, 2016, Devlin Hodges, Samford (315)

## **An individual passed for 400 yards or more in a game:**

WOFFORD: Never  
OPP: October 17, 2009, Armanti Edwards (415), Appalachian State

## **An individual completed 20 or more passes in a game:**

WOFFORD: October 5, 1951, Jack Beeler vs. Auburn (24-31)  
OPP: October 8, 2016, Tyrie Adams, Western Carolina (31-48)

## **An individual completed 30 or more passes in a game:**

WOFFORD: Never  
OPP: October 29, 2016, John Russ, Mercer (30-45)

## **An individual made eight or more receptions in a game:**

WOFFORD: October 12, 1974, Larry Gavin vs. Davidson (8-128)  
OPP: October 29, 2016, Marquise Irvin, Mercer (12-143)

## **An individual had 100 or more receiving yards in a game:**

WOFFORD: September 14, 2013, Jeff Ashley, vs. Georgia Southern (4-111)  
OPP: October 29, 2016, Marquise Irvin, Mercer (12-143)

## **An individual had 200 or more receiving yards in a game:**

WOFFORD: October 6, 1956, Jerry Richardson vs. Newberry (241)  
OPP: November 19, 2005, Duvaughn Flagler, Gardner-Webb (210)

## **An individual scored three touchdowns in a game:**

WOFFORD: September 17, 2016, Lorenzo Long vs. JCSU (3 TDs)  
OPP: November 8, 2014, Keon Williams, Chattanooga (3 TDs)

## **An individual scored four touchdowns in a game:**

WOFFORD: November 22, 2014, Lorenzo Long vs. Mercer (4 TDs)  
OPP: November 10, 2001, Louis Ivory, Furman (4 TDs)

## **A 50-yard field goal was kicked:**

WOFFORD: October 8, 2016, David Marvin at Western Carolina (57 yards)  
OPP: November 5, 2011, Clark Sechrest, Western Carolina (51 yards)

## **A team rushed for more than 200 yards in a game:**

WOFFORD: October 29, 2016, vs. Mercer (205)  
OPP: October 10, 2015, The Citadel (271)

## **A team rushed for more than 300 yards in a game:**

WOFFORD: October 8, 2016, at Western Carolina (322)  
OPP: September 14, 2013, Georgia Southern (341)

## **A team rushed for more than 400 yards in a game:**

WOFFORD: November 21, 2015, vs. Furman (417)  
OPP: November 3, 2007, Georgia Southern (424)

## **A team rushed for more than 500 yards in a game:**

WOFFORD: September 29, 2012, Wofford at Elon (500)  
OPP: Not since 1982

## **A team rushed for less than 100 yards in a game:**

WOFFORD: September 10, 2005 vs. West Virginia (78)  
OPP: October 29, 2016, Mercer (48)

## **A team passed for more than 300 yards in a game:**

WOFFORD: November 8, 1969 vs. Catawba (306)  
OPP: October 1, 2016, Samford (315)

## **A team passed for less than 100 yards in a game:**

WOFFORD: October 22, 2016, vs. The Citadel (44)  
OPP: October 22, 2016, The Citadel (50)

## **A team had 500 yards in total offense:**

WOFFORD: September 12, 2015 vs. Tennessee Tech (560)  
OPP: November 14, 2015, Samford (502)

## **A team had 600 yards in total offense:**

WOFFORD: September 8, 2012, vs. Lincoln (602)  
OPP: August 31, 2013, Baylor (692)

## **A team had less than 300 yards in total offense:**

WOFFORD: October 10, 2015, at The Citadel (245)  
OPP: October 22, 2016, The Citadel (240)

## **A team had less than 200 yards in total offense:**

WOFFORD: September 21, 2013, vs. Gardner-Webb (149)  
OPP: September 24, 2016, ETSU (76)

## **An individual kicked three field goals:**

WOFFORD: September 26, 2015, David Marvin vs. Gardner-Webb (3-4)  
OPP: November 14, 2015, Anthony Pistelli, Samford (3-3)

## **An individual had two or more interceptions:**

WOFFORD: October 16, 2010, Coleman Hornaday vs. Western Carolina (2)  
OPP: October 31, 2008, Mark LeGree, Appalachian State (3)



## 2016 STATS FCS POLL (OCT. 31)

Team (First-place votes)	Record	Points	Previous
1. Sam Houston State (102)	8-0	3467	1
2. Jacksonville State (15)	7-1	3346	2
3. Eastern Washington (18)	7-1	3253	3
4. North Dakota State (4)	7-1	3090	4
5. The Citadel (3)	8-0	2961	5
6. Richmond	7-1	2823	6
7. James Madison	7-1	2762	8
8. Charleston Southern	5-2	2484	9
9. Chattanooga	8-1	2464	10
10. Villanova	6-2	1963	11
11. North Carolina A&T	7-1	1788	12
12. Western Illinois	6-2	1786	13
13. South Dakota State	5-3	1783	7
14. Cal Poly	6-2	1642	14
15. Youngstown State	6-2	1603	15
16. North Dakota	7-2	1526	17
17. Central Arkansas	7-1	1384	19
18. Coastal Carolina	6-2	1233	18
19. Montana	5-3	891	16
20. Samford	6-2	885	20
21. Grambling State	5-1	815	21
22. New Hampshire	6-3	565	NR
23. Harvard	6-1	476	24
24. Lehigh	7-2	467	NR
25. Stony Brook	5-3	124	22

**Others Receiving Votes:** Maine (78), Eastern Illinois (68), Albany (49), South Dakota (48), Weber State (42), North Carolina Central (42), **Wofford (33)**, San Diego (31), UNI (29), Saint Francis U (28), Liberty (24), Penn (20), Sacred Heart (20), UT Martin (17), Northern Arizona (12), Tennessee State (9), Illinois State (7), Fordham (4), McNeese (2), Nicholls (2), Kennesaw State (2), Southern Utah (1), Southern University (1)

## 2016 FCS COACHES POLL (OCT. 31)

Team (First-place votes)	Points	Record	Previous
1. Sam Houston State (22)	644	1	8-0
2. Jacksonville State (2)	621	2	7-1
3. Eastern Washington (1)	593	3	7-1
4. North Dakota State (1)	575	4	7-1
5. James Madison	540	5	7-1
6. Richmond	516	7	7-1
7. The Citadel	504	6	8-0
8. Chattanooga	464	8	8-1
9. Charleston Southern	442	9	5-2
10. North Carolina A&T	398	11	7-1
11. North Dakota	374	12	7-2
12. Villanova	336	13	6-2
13. Youngstown State	326	14	6-2
14. Western Illinois	308	15	6-2
15. South Dakota State	279	10	5-3
16. Cal Poly	272	17	6-2
17. Central Arkansas	268	18	7-1
18. Samford	181	19	6-2
19. Grambling State	162	21	6-1
20. Montana	151	16	5-3
21. Lehigh	125	24	7-2
22. Harvard	100	23	6-1
23. New Hampshire	90	NR	6-3
24. Eastern Illinois	49	22	5-4
25. Stony Brook	24	20	5-3

**Others Receiving Votes:** Liberty (23), North Carolina Central (14), South Dakota (12), Northern Arizona (8), Albany (7), San Diego (7), Maine (6), **Wofford (6)**, Tennessee State (4), Montana State (3), Northern Iowa (3), Penn (3), Kennesaw State (2), Weber State (2), Southeastern Louisiana (2), UT Martin (2), Illinois State (1), Sacred Heart (1), Southern University (1) and Southern Utah (1).

# 2016 WOFFORD STARTING LINEUPS

### Offense

	LT	LG	C	RG	RT	WR	TE/WR	QB	FB	HB	HB
TTU	Demmel	Miller	Daniels	Jacon-Duffy	Wahrby	Taylor	<b>Hill (WR)</b>	Butler	Long	Gay	Windham
MISS	Demmel	Miller	Daniels	Jacon-Duffy	Wahrby	Taylor	<b>Cleary (WR)</b>	Butler	Long	Gay	Windham
JC Smith	Demmel	Miller	Daniels	Jacon-Duffy	Wahrby	Taylor	Hill (WR)	Butler	Long	Gay	Windham
ETSU	Demmel	Rouse	Daniels	Jacon-Duffy	Wahrby	<b>Lindsey (WR)</b>	Hill (WR)	Butler	Long	Gay	Cleary (WR)
SAM	Demmel	Miller	Daniels	Jacon-Duffy	Wahrby	Taylor	Hill (WR)	Goodson	Long	Gay	Windham
WCU	Demmel	Miller	Daniels	Jacon-Duffy	Wahrby	Taylor	Hill (WR)	Goodson	Long	Gay	Windham
CIT	Demmel	Miller	Daniels	Jacon-Duffy	Wahrby	Taylor	Hill (WR)	Goodson	Long	Gay	Karas (TE)
MER	Demmel	Miller	Daniels	Jacon-Duffy	Wahrby	Taylor	Hill (WR)	Goodson	Long	Gay	Windham
FUR											
UTC											
VMI											

### Defense

	DE	NT	DE	OLB	ILB	ILB	OLB	CB	FS	SS	CB
TTU	Miles Brown	<b>Boudreaux</b>	Vaughn	Vining	<b>D. Wilson</b>	Patterson	Roach	<b>Watson</b>	Tillery	Green	<b>Gbesee</b>
MISS	Miles Brown	Boudreaux	Vaughn	Vining	D. Wilson	Patterson	Young	Watson	Tillery	Green	Gbesee
JC Smith	Miles Brown	<b>Horton</b>	Vaughn	<b>Lyles</b>	D. Wilson	Patterson	Young	Watson	Tillery	Green	Gbesee
ETSU	Miles Brown	Horton	Vaughn	Lyles	D. Wilson	Patterson	Young	Watson	Tillery	Green	Gbesee
SAM	Miles Brown	Horton	Vaughn	Lyles	D. Wilson	Patterson	Young	Watson	Tillery	Green	Gbesee
WCU	Miles Brown	Horton	Vaughn	Lyles	D. Wilson	Patterson	Young	Watson	Rivera	Green	Gbesee
CIT	Miles Brown	Horton	Vaughn	Morris	D. Wilson	Patterson	Young	Watson	Rivera	Green	Lemon
MER	Miles Brown	Horton	Vaughn	Morris	D. Wilson	<b>Stewart</b>	Young	Watson	Rivera	Green	Gbesee
FUR											
UTC											
VMI											

**Bold** - First Career Start

## 100-YARD RUSHERS

(since 2011)

156	Lorenzo Long vs. ETSU (9/24/2016)
135	Lorenzo Long at Western Carolina (10/8/2016)
127	Lorenzo Long vs. JCSU (9/17/2016)
117	Lorenzo Long at Samford (10/1/2016)
116	Will Gay at Tennessee Tech (9/1/2016)
108	Lorenzo Long vs. Mercer (10/29/2016)
103	Lorenzo Long vs. The Citadel (10/22/2016)

194	Lorenzo Long at Mercer (10/3/2015)
162	Lorenzo Long vs. Samford (11/14/15)
143	Lorenzo Long vs. Chattanooga (10/24/15)
120	Evan Jacks vs. Furman (11/21/15)
115	Evan Jacks vs. Samford (11/14/15)
109	Evan Jacks at VMI (10/31/15)
105	Evan Jacks at Mercer (10/3/2015)

151	Lorenzo Long at Gardner-Webb (9/20/2014)
141	Evan Jacks vs. The Citadel (10/4/2014)
138	Lorenzo Long vs. North Greenville (9/13/2014)
130	Ray Smith at Furman (11/15/2014)
128	Lorenzo Long at Samford (10/18/2014)
125	Lorenzo Long vs. VMI (10/25/2014)
108	Ray Smith at Georgia Tech (8/30/2014)
105	Lorenzo Long vs. Mercer (11/22/14)
102	Ray Smith at Chattanooga (11/8/14)
100	Octavius Harden vs. VMI (10/25/2014)

151	Donovan Johnson vs. Samford (10/26/2013)
150	Donovan Johnson vs. Georgia Southern (9/14/13)
149	Donovan Johnson at The Citadel (9/7/13)
132	Michael Weimer at Western Carolina (10/19/13)
116	Donovan Johnson vs. Gardner-Webb (9/21/13)
114	Jonny Martin vs. Elon (10/12/13)

321	Eric Breitenstein at Elon (9/29/12)
247	Eric Breitenstein vs. New Hampshire (12/1/12)
219	Eric Breitenstein at Gardner-Webb (9/1/12)
168	Eric Breitenstein at Samford (11/3/12)
160	Eric Breitenstein vs. Western Carolina (9/15/12)
158	Eric Breitenstein vs. Furman (10/6/12)
141	Michael Weimer vs. Western Carolina (9/15/12) *
135	Eric Breitenstein at North Dakota State (12/8/12)
132	Eric Breitenstein vs. Chattanooga (11/10/12)
126	Donovan Johnson vs. Western Carolina (9/15/12)
125	Eric Breitenstein at South Carolina (11/17/12)
123	Eric Breitenstein at Appalachian State (10/20/12)
110	Eric Breitenstein vs. The Citadel (10/27/12)
102	Eric Breitenstein at Georgia Southern (10/13/12)

\* - Freshman

## 100-YARD RECEIVERS

(since 2001)

146	Brenton Bersin vs. Chattanooga 11/20/10
127	Brenton Bersin at Clemson 9/10/11
123	Matt Beavin vs Furman, 11/13/04
111	Jeff Ashley vs. Georgia Southern 9/14/13
104	Sheil Wood vs. Gardner-Webb, 11/19/05
102	Curtis Nash vs Western Carolina, 10/18/03
101	Andy Strickland at Elon, 10/25/08

## AT GIBBS STADIUM

1996.....	3-0
1997.....	2-3
1998.....	3-2
1999.....	3-2
2000.....	3-2
2001.....	3-2
2002.....	4-1
2003.....	8-0
2004.....	5-1
2005.....	4-1
2006.....	4-2
2007.....	4-3
2008.....	6-0
2009.....	1-4
2010.....	5-1
2011.....	4-1
2012.....	6-0
2013.....	3-3
2014.....	5-0
2015.....	3-3
2016.....	3-1
<b>TOTAL.....</b>	<b>83-32</b>

## LARGEST CROWDS

### AWAY

Sept. 5, 2015	at Clemson	81,301
Nov. 11, 2012	at South Carolina	79,982
Sept. 19, 2009	at Wisconsin	78,253
Sept. 8, 2001	at Clemson	78,000
Nov. 3, 2001	at South Carolina	77,922
Sept. 20, 2008	at South Carolina	76,599
Sept. 10, 2011	at Clemson	74,538
Sept. 16, 2006	at South Carolina	74,286
Sept. 10, 2016	at Ole Miss	64,232
Sept. 15, 2007	at NC State	56,039
Sept. 10, 2005	at West Virginia	54,630
Aug. 30, 2014	at Georgia Tech	45,403
Aug. 31, 2013	at Baylor	44,989

### HOME

Nov. 3, 2007	Georgia Southern	12,124
Nov. 13, 2004	Furman	12,042
Dec. 11, 2010	Georgia Southern	11,823
Sept. 2, 2006	South Carolina State	11,738
Sept. 6, 2003	South Carolina State	11,486
Oct. 22, 2016	The Citadel	11,102
Sept. 22, 2007	Appalachian State	11,042
Nov. 29, 2003	North Carolina A&T	10,500
Oct. 30, 2010	The Citadel	10,466
Oct. 1, 2011	Appalachian State	10,329
Nov. 12, 2011	Georgia Southern	10,280
Sept. 12, 1998	The Citadel	10,271
Oct. 25, 2003	Appalachian State	10,129
Nov. 8, 2008	The Citadel	10,011
Nov. 11, 2000	Furman	10,002

## IN OVERTIME (4-4)

Nov. 2, 1996	at Samford	L	20-14
Nov. 20, 1999	at Louisiana-Lafayette	L	37-34
Oct. 5, 2002	CHATTANOOGA	W	27-21
Sept. 27, 2008	at Georgia Southern	W	38-37
Nov. 3, 2012	at Samford (2)	L	24-19
Nov. 10, 2012	CHATTANOOGA	W	16-13
Oct. 3, 2015	at Mercer	W	34-33
Oct. 22, 2016	THE CITADEL	L	21-24

## 2015 GAME CAPTAINS

CLEM	Michael Weimer, E.J. Speller, Drake Michaelson
TTU	Drake Michaelson, Brion Anderson, Zach Muller, Anton Wahrby
IDAHO	Boston Bryant, Jaleel Green, Will Gay, Ray Smith
GWU	Chris Armfield, Will Irwin
MER	Daryl Vining, Steven Cornellier, T.J. Chamberlin
WCU	Jaleel Green, Brion Anderson, Michael Weimer
WCU	Bradley Way, Boston Bryant
UTC	Drake Michaelson, Jaleel Green, Anton Wahrby, Zach Muller, Michael Weimer
VMI	Brion Anderson, Jim Dolinak, Evan Jacks
SAM	Jim Dolinak, Evan Jacks
FUR	Senior Class

## 2016 GAME CAPTAINS

TTU	Will Gay, Jaleel Green, John Patterson, Anton Wahrby
MISS	Boston Bryant, Nick Colvin, Dequan Miller, Daryl Vining
JCSU	David Marvin, T.J. Novotny, Steven Cornellier, Lincoln Stewart
ETSU	Miles Brown, Hunter Windham, Bradley Way, Tyler Vaughn
SAM	Brandon Goodson, Mike Jones, JoJo Tillery, Dylan Young
WCU	Miles Brown, Tyreik Lyles, Roo Daniels, Chuck Rouse
CIT	Anton Wahrby, Will Gay, Tyler Vaughn, John Patterson
MER	Anton Wahrby, Will Gay, Terrance Morris, Boston Bryant
FUR	
CHATT	
VMI	

## TERRIERS BY STATE

Alabama .....	2
Arizona.....	1
Florida.....	12
Georgia .....	18
Kentucky.....	6
Maryland .....	1
North Carolina.....	6
Ohio .....	8
Oklahoma .....	1
South Carolina .....	28
Tennessee .....	9
Virginia .....	1
Washington, DC .....	1
Wisconsin.....	2
Sweden .....	1

## TERRIERS BY CLASS

Seniors.....	17
Juniors .....	26
Sophomores.....	23
Second Year Freshmen .....	12
Freshmen .....	19

## 2016 BIG PLAYS

Oppt.	Player	Distance	Play
TTU	Will Gay	34	run
TTU	Brad Butler	32	run
TTU	Brad Butler	21t	run
MISS	Brad Butler	20	run
MISS	Cole Cleary	32	pass
JCSU	Nick Ward	81t	INT return
JCSU	Mason Alstatt	54t	INT return
JCSU	Blake Morgan	47	run
JCSU	Will Gay	29	run
JCSU	Lorenzo Long	28	run
JCSU	Chandler Gouger	27	pass
JCSU	Nick Colvin	25	pass
JCSU	Lorenzo Long	24t	run
JCSU	Dorian Lindsey	24	pass
JCSU	Will Gay	24	run
ETSU	Lorenzo Long	37t	run
ETSU	Hunter Windham	30	run
ETSU	Lorenzo Long	22	run
ETSU	Lorenzo Long	20	run
SAM	Will Gay	47	pass
SAM	Ellis Pace	42	run
SAM	Brandon Goodson	38	run
SAM	Will Gay	25	pass
WCU	Cole Cleary	35t	run
WCU	Cole Cleary	35	run
WCU	Lorenzo Long	20	run
CIT	Brandon Goodson	29	run
CIT	Lorenzo Long	25	run
CIT	Lorenzo Long	22	run
CIT	Blake Morgan	20	pass
MER	Chandler Gouger	60	pass
MER	Ellis Pace	31	kickoff return
MER	Will Gay	21	pass

Rush/Pass - 20 yards or more

Kick/Punt/Int Return - 30 yards or more

## 2016 WOFFORD SCORING DRIVES

Opponent	Plays	Yards	TOP	Result	Scoring Play
TTU	9	66	4:24	TD	Butler 10 run
TTU	9	80	4:51	TD	Butler 7 run
TTU	13	71	7:12	TD	Butler 21 run
MISS	17	70	9:07	FG	Marvin 29 FG
MISS	4	41	1:43	TD	Butler 17 run
MISS	7	49	3:42	FG	Marvin 50 FG
JCSU	4	28	1:15	TD	Long 2 run
JCSU	6	32	2:42	TD	Long 24 run
JCSU	10	70	2:23	FG	Marvin 38
JCSU	5	38	2:11	TD	Long 16 run
JCSU	-	-	-	TD	Horton FUM return
JCSU	7	98	3:45	TD	Gouger 13 reception
JCSU	-	-	-	TD	Ward 81 INT return
JCSU	-	-	-	TD	Alstatt 54 INT return
JCSU	7	64	2:36	TD	Childress 7 run
ETSU	11	79	5:39	TD	Stoddard 5 run
ETSU	12	60	5:48	TD	Stoddard 4 run
ETSU	6	40	3:09	TD	Long 37 run
ETSU	7	60	3:11	TD	Long 13 run
ETSU	13	43	7:42	FG	Marvin 34 FG
SAM	9	81	4:52	TD	Gay 7 run
SAM	9	44	3:40	FG	Marvin 48 FG
SAM	15	75	6:32	TD	Long 1 run
SAM	10	59	4:34	FG	Marvin 34 FG
SAM	4	83	1:36	TD	Long 16 run
WCU	6	13	3:34	FG	Marvin 57 FG
WCU	10	80	4:23	TD	Cleary 35 run
WCU	8	38	3:58	TD	Stoddard 3 run
WCU	10	75	5:49	TD	Long 6 run
WCU	14	80	8:17	TD	Long 3 run
CIT	6	66	2:34	TD	Nelson 1 run
CIT	5	28	0:37	FG	Marvin 41
CIT	6	29	3:30	FG	Marvin 39
CIT	10	75	4:46	TD	McAfee 16 run
MER	9	48	4:40	TD	Long 1 run
MER	5	77	2:15	TD	Long 3 run
MER	-	-	-	TD	Howerton recover
MER	10	64	4:18	FG	Marvin 33 FG
MER	13	32	7:15	TD	Nelson 1 run

## OFFENSIVE LINE KNOCKDOWNS

Player	TTU	MISS	JCSU	ETSU	SAM	WCU	CIT	MER	FUR	UTC	VMI	TOTAL
Jared Jacon-Duffy	14	8	5	12	20	10	11	14				94
Anton Wahrby	15	3	16	11	15	13	7	12				92
Roo Daniels	10	6	4	8	13	14	14	16				85
Ross Demmel	5	6	7	7	12	16	7	15				75
Dequan Miller	4	3	2	2	16	11	7	8				53
Chuck Rouse	4	2	5	4	7	9	4	5				40
Bradley Way	2	2	0	6	6	0	-	2				18
Mike Jones	1	0	1	4	2	0	-	0				8
Justus Basinger	0	0	0	2	-	1	-	0				3
Liam Ronan	-	0	0	3	-	-	-	0				3
Michael Ralph	-	0	1	0	-	-	-	0				1
Jordan Bolds-Lockwood	-	-	0	1	-	-	-	-				1
Dalton Sullivan	-	-	0	1	-	-	-	-				1



# 2016 GAME BY GAME OFFENSIVE STATISTICS

## Rushing

### Att-Yards-TD

Opponent	Gay	Long	Morgan	Windham	Nelson	Colvin	McAfee	Butler	Goodson	Martin	Pace
TTU	9-116-0	19-92-0	3-19-0	3-13-0	3-11-0	3-11-0	2-1-0	11-85-3	0-0-0	DNP	0-0-0
MISS	5-22-0	17-51-0	4-14-0	3-24-0	4-11-0	0-0-0	3-11-0	12-59-1	2-(-3)-0	4-31-0	2-10-0
JCSU	5-79-0	13-127-3	1-47-0	1-14-0	DNP	4-9-0	4-7-0	6-(-6)-0	1-0-0	1-0-0	1-18-0
ETSU	6-20-0	19-156-2	1-(-1)-0	4-36-0	DNP	2-10-0	2-25-0	1-8-0	8-3-0	0-0-0	1-2-0
SAM	9-19-1	26-117-2	DNP	2-5-0	2-8-0	0-0-0	4-24-0	DNP	7-38-0	1-3-0	7-49-0
WCU	6-26-0	25-135-2	DNP	4-24-0	5-19-0	1-10-0	5-18-0	DNP	4-(-1)-0	2-4-0	2-6-0
CIT	8-47-0	19-103-0	0-0-0	3-10-0	3-1-1	3-10-0	9-63-1	DNP	8-48-0	1-1-0	0-0-0
MER	4-16-0	27-108-2	1-1-0	2-6-0	2-7-1	3-0-0	5-40-0	DNP	6-20-0	3-(-7)-0	3-10-0

Opponent	Childress	McPherson	Stoddard	Newman	Cleary
TTU	0-0-0	-	DNP	DNP	0-0-0
MISS	1-3-0	-	DNP	DNP	0-0-0
JCSU	6-19-1	2-16-0	DNP	DNP	0-0-0
ETSU	5-12-0	1-1-0	12-44-2	5-30-0	1-5-0
SAM	0-0-0	0-0-0	3-20-0	DNP	1-8-0
WCU	0-0-0	0-0-0	5-21-1	DNP	2-70-1
CIT	0-0-0	0-0-0	3-4-0	1-19-0	1-(-6)-0
MER	0-0-0	0-0-0	2-6-0	DNP	0-0-0

## Receiving

### Att-Yards-TD

Opponent	Colvin	Hill	Windham	Cleary	McAfee	Taylor	Gouger	Lindsey	Motes	Gay	Morgan
TTU	2-20-0	2-17-0	1-5-0	0-0-0	0-0-0	0-0-0	-	-	-	-	-
MISS	1-4-0	0-0-0	0-0-0	2-39-0	1-19-0	0-0-0	-	-	-	-	-
JCSU	1-25-0	3-26-0	0-0-0	1-3-0	0-0-0	0-0-0	3-49-1	2-35-0	2-14-0	-	-
ETSU	-	-	-	1-1-0	-	DNP	1-9-0	-	1-4-0	-	-
SAM	-	-	-	-	-	1-1-0	3-26-0	-	-	3-81-0	DNP
WCU	-	1-6-0	-	-	-	1-9-0	1-4-0	-	-	1-19-0	DNP
CIT	-	1-12-0	-	-	-	1-4-0	1-8-0	-	-	-	1-20-0
MER	-	-	-	-	-	2-31-0	2-79-0	-	-	1-21-0	1-2-0

## Passing

### Att-Comp-Int-Yds-TD

Opponent	Butler	Goodson	Newman
TTU	4-5-0-30-0	1-3-0-12-0	DNP
MISS	4-7-0-40-0	1-2-0-32-0	DNP
JCSU	10-12-0-124-1	2-5-0-28-0	DNP
ETSU	0-2-0-0-0	2-2-0-13-0	1-2-0-1-0
SAM	DNP	7-13-0-108-0	DNP
WCU	DNP	4-7-0-38-0	DNP
CIT	DNP	4-7-1-44-0	0-0-0-0-0
MER	DNP	5-10-0-112-0	DNP

**Additional Passes:** MER: Cole Cleary 1-1-0-21-0

# 2016 GAME BY GAME SPECIAL TEAMS STATISTICS

## Punting

### Punts-Yards-Avg-Long

Opponent	Marvin	Sanders
TTU	2-86-43.0-55	-
MISS	1-57-57.0-57	3-155-51.7-55
JCSU	1-51-51.0-51	-
ETSU	-	3-128-42.7-46
SAM	5-200-40.0-52	-
WCU	3-171-57.0-62	1-43-43.0-43
CIT	5-248-49.6-67	-
MER	3-137-45.7-49	-

## Field Goals

### All Attempts Listed

Game	Opponent	Marvin
TTU	24wl, 46wl	41wr, 62wr
MISS	40G	29G, 50G
JCSU	-	38G
ETSU	-	45wl, 34G
SAM	51s	48G, 34G
WCU	38G, 27G	57G
CIT	21G	41G, 39G, 49b
MER	40wr	33G

## Special Teams Tackles

Player	TTU	MISS	JCSU	ETSU	SAM	WCU	CIT	MER	TOTAL
Jaleel Green	-	-	1	-	3	-	1	2	7
Colton Clemons	-	1	1	1	2	-	-	-	5
Nick Ward	-	1	2	-	1	-	-	-	4
Mason Alstatt	-	-	2	-	-	1	1	1	4
Weston Rountree	-	-	1	1	1	-	-	-	3
JoJo Tillery	1	-	-	1	-	-	1	-	3
David Marvin	-	1	-	-	-	-	1	1	3
Dominique Lemon	1	-	-	-	1	-	-	-	2
David Howerton	-	-	1	-	-	-	-	-	1
Billy Hinton	-	-	-	-	1	-	-	-	1
Terrance Morris	-	-	-	-	-	1	-	-	1
Malik Rivera	-	-	-	-	-	1	-	-	1
Ross Hammond	-	-	-	-	-	1	-	-	1

# 2016 GAME BY GAME DEFENSIVE STATISTICS

## Tackles

Player	TTU	MISS	JCSU	ETSU	SAM	WCU	CIT	MER	Total
Datavious Wilson	5	5	3	4	3	10	15	5	50
JoJo Tillery	12	9	2	3	6	2	1	3	38
Jaleel Green	5	4	1	0	7	7	6	7	37
Devin Watson	7	7	1	0	2	8	0	7	32
Miles Brown	2	3	0	4	4	3	10	3	29
Malik Rivera	0	6	1	2	1	2	6	7	25
Tyler Vaughn	3	1	1	2	4	4	7	2	24
Dylan Young	5	4	1	3	2	3	1	3	22
Jireh Wilson	0	2	3	4	4	3	2	3	21
John Patterson	5	3	2	1	4	3	1	DNP	19
Tyreik Lyles	1	2	3	4	2	3	2	2	19
George Gbese	3	2	0	2	5	1	0	6	19
Lincoln Stewart	3	2	1	2	0	1	7	1	17
Terrance Morris	DNP	3	DNP	1	1	4	1	5	15
Colton Clemons	0	2	6	2	2	0	0	2	14
Mikel Horton	0	1	3	2	1	1	4	2	14
Dominique Lemon	2	1	2	0	1	1	4	2	13
Chris Boudreaux	4	1	3	0	1	0	2	1	12
Mason Alstatt	0	0	4	0	0	3	1	2	10
Nick Ward	0	3	4	0	1	0	1	0	9
Daryl Vining	4	2	2	0	DNP	DNP	DNP	DNP	8
Steven Cornellier	4	0	2	0	1	0	0	1	8
Billy Hinton	1	2	1	DNP	3	DNP	DNP	1	8
Boston Bryant	1	1	DNP	1	0	1	2	1	7
Weston Rountree	0	0	3	2	1	0	0	0	6
Jamario Williams	0	2	0	1	0	0	0	1	4
Thad Mangum	0	0	1	1	0	1	0	1	4
Brandon Zmary	0	0	2	1	0	0	0	0	3
Brandon Curtis	0	0	1	1	1	0	0	DNP	3
Michael Sarafianos	0	0	2	0	1	0	0	0	3
Neil Monaghan	DNP	DNP	2	DNP	0	0	0	0	2
Graham Massey	1	DNP	DNP	1	0	0	0	0	2
David Marvin	0	0	0	0	0	0	1	1	2
Alex Nolan	DNP	DNP	1	DNP	DNP	DNP	DNP	DNP	1
David Howerton	0	0	1	0	0	0	0	0	1
Ross Hammond	0	0	0	0	0	1	0	0	1
Roo Daniels	0	0	0	0	0	0	1	0	1

## Sacks (Sacks-Yards)

Player	TTU	MISS	JCSU	ETSU	SAM	WCU	CIT	MER	Total
Tyler Vaughn	2.0-18	-	1.0-12	-	1.0-5	-	-	1.0-4	5.0-39
Terrance Morris	DNP	-	DNP	-	-	1.0-8	-	2.0-12	3.0-20
Steven Cornellier	1.5-6	-	-	-	1.0-8	-	-	-	2.5-14
Miles Brown	-	-	-	1.0-3	-	1.0-9	-	-	2.0-12
Tyreik Lyles	0.5-1	-	1.0-14	-	-	-	-	-	1.5-15
Lincoln Stewart	1.0-11	-	-	-	-	-	-	-	1.0-11
Jireh Wilson	-	-	1.0-5	-	-	-	-	-	1.0-5
Dylan Young	-	-	-	1.0-6	-	-	-	-	1.0-6
Brandon Curtis	-	-	-	1.0-4	-	-	-	-	1.0-4
John Patterson	-	-	-	1.0-9	-	-	-	-	1.0-9
Datavious Wilson	-	-	-	-	-	1.0-4	-	-	1.0-4
JoJo Tillery	-	-	-	-	-	-	-	1.0-6	1.0-6

# 2016 GAME BY GAME DEFENSIVE STATISTICS

## Tackles for Loss (TFL-Yards)

Player	TTU	MISS	JCSU	ETSU	SAM	WCU	CIT	MER	Total
Tyler Vaughn	2.0-18	-	1.0-12	1.0-4	1.0-5	1.0-3	0.5-1	1.0-4	7.5-47
Miles Brown	-	1.0-1	-	1.5-7	1.0-1	1.0-9	-	2.0-4	6.5-22
Terrance Morris	DNP	-	DNP	-	1.0-2	1.0-8	-	2.0-12	4.0-22
Datavious Wilson	1.0-2	-	-	0.5-1	-	1.0-4	1.0-3	-	3.5-10
Steven Cornellier	2.0-7	-	-	-	1.0-8	-	-	-	3.0-15
Jireh Wilson	-	-	2.0-10	-	1.0-2	-	-	-	3.0-11
Tyreik Lyles	0.5-1	-	1.0-14	1.0-2	-	-	-	-	2.5-17
John Patterson	-	1.0-1	0.5-0	1.0-9	-	-	-	-	2.5-10
Dylan Young	-	-	1.0-1	-	1.0-4	-	-	-	2.0-5
Brandon Curtis	-	-	1.0-6	1.0-4	-	-	DNP	DNP	2.0-10
Malik Rivera	-	-	-	-	-	-	1.0-2	1.0-1	2.0-3
JoJo Tillery	0.5-1	-	-	-	-	-	-	1.0-6	1.5-7
Lincoln Stewart	1.0-11	-	-	-	-	-	-	-	1.0-11
Colton Clemons	-	-	1.0-1	-	-	-	-	-	1.0-1
Daryl Vining	0.5-1	-	0.5-1	-	-	DNP	DNP	DNP	1.0-2
Boston Bryant	0.5-1	-	-	0.5-0	-	-	-	-	1.0-1
George Gbese	-	-	-	1.0-2	-	-	-	-	1.0-2
Billy Hinton	-	-	-	-	1.0-1	DNP	DNP	-	1.0-1
Dominique Lemon	-	-	-	-	-	-	1.0-4	-	1.0-4
Devin Watson	-	-	-	-	-	-	-	1.0-1	1.0-1
Jaleel Green	-	-	-	-	-	-	-	1.0-3	1.0-3
Mason Alstatt	-	-	-	-	-	-	-	0.5-4	0.5-4
Jaleel Green	-	-	-	-	-	-	0.5-0	-	0.5-0

## Passes Broken Up (Interceptions -Yards)

Player	TTU	MISS	JCSU	ETSU	SAM	WCU	CIT	MER	Total
Devin Watson	1	-	1	-	-	3	1	1	6
Jaleel Green	1 (1-0)	-	-	-	-	2	1	1 (1-13)	5 (2-13)
George Gbese	1	1	-	1	-	3	-	-	6
Dominique Lemon	-	0 (1-0)	-	-	-	0 (1-16)	1	-	1 (2-16)
Nick Ward	-	-	1 (1-81t)	-	-	-	-	-	1 (1-81t)
Mason Alstatt	-	-	0 (1-54t)	-	-	-	-	-	0 (1-54t)
Tyreik Lyles	-	-	-	-	-	1	-	-	1
Dylan Young	-	-	-	-	-	-	0 (1-8)	0 (1-20)	0 (2-28)
Miles Brown	-	-	-	-	-	-	1	-	1
Malik Rivera	-	-	-	-	-	-	-	1	1

## Fumbles Forced-Recovered (Yards)

Player	TTU	MISS	JCSU	ETSU	SAM	WCU	CIT	MER	Total
Jaleel Green	-	1-0	-	-	-	-	-	1-0	2-0
Datavious Wilson	-	-	-	-	-	1-1 (0)	-	-	1-1 (0)
Mason Alstatt	-	-	0-1 (0)	-	-	-	-	-	0-1 (0)
Mikel Horton	-	-	0-1 (0t)	-	-	-	-	-	0-1 (0t)
JoJo Tillery	-	-	1-0	-	-	-	-	-	1-0



# 2016 WOFFORD BOXSCORES

## GAME ONE

**WOFFORD 21, TENNESSEE TECH 7**  
**THURSDAY, SEPTEMBER 1, 2016**

COOKEVILLE, Tenn. — Wofford opened the season with a 21-7 win at Tennessee Tech on Thursday night at Tucker Stadium. The Golden Eagles scored first, but Terriers responded with three rushing touchdowns from quarterback Brad Butler.

Wofford was led by Will Gay with 116 yards on nine carries, while Lorenzo Long added 91 yards and Brad Butler had 85. The defense held Tennessee Tech to 257 total yards and had eight tackles for loss, including five sacks. The Golden Eagles were led by Brock McCain with seven catches for 94 yards.

The Golden Eagles began the game with an onside kick that was recovered by the kicker. After gaining a pair of first downs, the Terriers defense came up with a stop on fourth-and-one. The Wofford offense went three-and-out. TTU began their next drive at the Wofford 40-yard line. The Golden Eagles scored on a four-yard touchdown run by Kip Patton for a 7-0 lead with 6:22 left in the first quarter.

On the next drive by the Terriers, Brad Butler ran for a first down and threw to Nick Colvin for a first down. Will Gay picked up a first down on a 19-yard run, but a 42-yard field goal by David Marvin was wide right with seven seconds left in the first quarter. With the ball back, Wofford had first down runs by Blake Morgan and Lorenzo Long. Nick Colvin picked up a first down and then Brad Butler capped the drive with a 10-yard run. The point after was good and the score was tied at 7-7 with 7:37 left in the second quarter.

After a first down by the Golden Eagles, Lincoln Stewart had a sack for a loss of eleven yards. A TTU punt gave Wofford the ball back. Will Gay picked up a first down, but the Terriers had to punt. The Golden Eagles began a drive with two minutes left in the first half and gained two first downs before punting. Wofford had the ball back with 28 seconds remaining and Will Gay ran for a 34-yard first down. A 62-yard field goal try by David Marvin was wide right to end the first half.

The Golden Eagles had the ball to begin the second half. After four passing first downs, TTU was inside the 20-yard line. A roughing the passer call moved the ball to the eight-yard line. The Terriers defense held and TTU's 24-yard field goal attempt was wide left with 8:56 on the clock in the third quarter.

On the Terriers first drive of the second half, Will Gay gained 18 yards and Brad Butler went for 32 yards to move into TTU territory. Nick Colvin had a first down reception and then Brad Butler took it in from 7-yards out for a touchdown. Wofford had a 14-7 lead at 4:05 in the third quarter. The Golden Eagles then had two first downs, but a 46-yard field goal went wide left at 14:18 in the fourth quarter. The Terriers then had a 13 play drive that covered 71 yards and ended with Brad Butler running for a 21-yard touchdown. Wofford had a 21-7 lead with 7:06 left in the game. On the ensuing drive by the Golden Eagles, back-to-back sacks forced a fourth-and-17 when a long pass was intercepted at the five-yard line by Jaleel Green with 4:48 left in the game. Lorenzo Long and Will Gay added first downs as the Terriers were able to run out the clock.

<b>WOFFORD</b>	<b>0</b>	<b>7</b>	<b>7</b>	<b>7</b>	<b>21</b>
<b>TTU</b>	<b>7</b>	<b>0</b>	<b>0</b>	<b>0</b>	<b>7</b>

### 1st Quarter

TTU - Kip Patton 4 yd run (Madoniakick) 6:22

### 2nd Quarter

WOF - Brad Butler 10 yd run (David Marvin kick), 7:37

### 3rd Quarter

WOF - Brad Butler 7 yd run (David Marvin kick), 4:05

### 4th Quarter

WOF - Brad Butler 21 yd run (David Marvin kick), 7:06

	<b>WOF</b>	<b>TTU</b>
FIRST DOWNS	22	16
RUSHES-YARDS (NET)	54-346	24-41
PASSING YDS (NET)	42	216
Passes Att-Comp-Int	8-5-0	34-22-1
TOTAL OFFENSE PLAYS-YARDS	62-388	58-257
Fumble Returns-Yards	0-0	0-0
Punt Returns-Yards	0-0	0-0
Kickoff Returns-Yards	1-19	1-22
Interception Returns-Yards	1-0	0-0
Punts (Number-Avg)	2-43.0	3-35.3
Fumbles-Lost	0-0	0-0
Penalties-Yards	7-41	2-20
Possession Time	32:30	27:30
Third-Down Conversions	8 of 12	6 of 13
Fourth-Down Conversions	1 of 1	0 of 2
Red-Zone Scores-Chances	3-3	1-4
Sacks By: Number-Yards	5-36	0-0

**RUSHING:** Wofford-Gay 9-116; Long 19-91; Butler 11-85 (3 TD); Morgan 3-19; Windham 3-13; Colvin 3-11; Nelson 3-11; McAfee 2-1; TEAM 1-minus 1. TTU-Thaenrat 9-49; Patton 8-15; Birdsong 7-minus 23.

**PASSING:** Wofford-Butler 4-5-0-30; Goodson 1-3-0-12. TTU-Birdsong 22-34-1-216.

**RECEIVING:** Wofford-Colvin 2-20; Hill 2-17; Windham 1-5. TTU-McCoin 7-94; Byrd 5-49; Patton 4-12; Hicks 2-32; Thaenrat 2-19; Cates 1-10; Smith 1-0.

**Attendance:** 9066



## GAME TWO

**WOFFORD 13, #18 OLE MISS 38**  
**SATURDAY, SEPTEMBER 10, 2016**

OXFORD, Miss. — On Saturday afternoon, Wofford was defeated 38-13 by #18 Ole Miss at Vaught-Hemingway Stadium. The Rebels scored on their first five possessions of the game and held the Terriers to a field goal in the first half. Wofford scored twice in the fourth quarter, a touchdown and field goal, for the final margin. Wofford was led by Brad Butler with 59 rushing yards, including a touchdown, and 4-of-7 passing. For Ole Miss, Chad Kelly was 20-of-27 passing for 219 yards and three touchdowns.

The Rebels had the ball first and kicked a 40-yard field goal for a 3-0 lead just 1:57 into the contest. Wofford went three-and-out and punted on their opening drive. With the ball back, Ole Miss went on a 13-play drive that covered 81 yards and was capped by a five-yard touchdown pass from Chad Kelly to Markell Pack. The Rebels had a 10-0 lead with 7:11 left in the first quarter. On the second possession of the game for the Terriers, the team gained three first downs before a personal foul penalty drove the team back 15 yards and had to punt. The Rebels then went 92 yards in eleven plays and scored on a 10-yard touchdown pass from Chad Kelly to D.K. Metcalf for a 17-0 lead at 13:50 in the second quarter.

Wofford's next drive ended with a 29-yard field goal by David Marvin for a 17-3 score with 4:38 left in the first half. Wofford took 17 plays and used 9:07 to cover the 70 yards on the drive. Ole Miss used a six-yard touchdown pass from Chad Kelly to Quincy Adebeyejo to make it 24-3 with 1:36 remaining in the first half. Wofford had one first down by Brad Butler before a fourth-and-six was converted by Lorenzo Long for a first down to end the half.

To open the second half, the Terriers had a failed attempt on fourth-and-two gave the Rebels the ball back at 8:05 in the third quarter. Ole Miss drove 77 yards in eight plays and scored on a four-yard run by Jason Pellerin. The Rebels led 31-3 with 5:07 left in the third quarter. Both teams then went three-and-out and punted. Wofford picked up a first, but was forced to punt. The Rebels went three-and-out and punted back to the Terriers. A 17-yard touchdown run by Brad Butler made it 31-10 with 10:27 left in the game. The Rebels scored on a 12-yard pass from Jason Pellerin to A.J. Brown for a 38-10 lead at the 6:16 mark of the fourth quarter. On the next drive by the Terriers, David Marvin kicked a 50-yard field goal to end the drive and the score was 38-13 with 2:28 left on the clock. On the second play of the ensuing drive by the Rebels, Dominique Lemon picked off Jason Pellerin at the 29-yard line. However, Brandon Goodson fumbled a snap and Jordan Herbert recovered for Ole Miss. The Rebels ran two plays to exhaust the clock with a 38-13 final score.

<b>WOFFORD</b>	<b>0</b>	<b>3</b>	<b>0</b>	<b>10</b>	<b>13</b>
<b>OLE MISS</b>	<b>10</b>	<b>14</b>	<b>7</b>	<b>7</b>	<b>38</b>

### 1st Quarter

MISS - Gary Wunderlich 40 yd field goal, 13:03

MISS - Markell Pack 5 yd pass from Chad Kelly (Gary Wunderlich kick), 7:11

### 2nd Quarter

MISS - D.K. Metcalf 10 yd pass from Chad Kelly (Gary Wunderlich kick), 13:50

WOF - David Marvin 29 yd field goal, 4:38

MISS - Q. Adebeyejo 6 yd pass from Chad Kelly (Gary Wunderlich kick), 1:36

### 3rd Quarter

MISS - Jason Pellerin 3 yd run (Gary Wunderlich kick), 5:07

### 4th Quarter

WOF - Brad Butler 17 yd run (David Marvin kick), 10:27

WOF - Brad Butler 17 yd run (David Marvin kick), 6:16

WOF - A.J. Brown 12 yd pass from Jason Pellerin (Gary Wunderlich kick), 2:28

	<b>WOF</b>	<b>MISS</b>
FIRST DOWNS	18	22
RUSHES-YARDS (NET)	57-233	34-174
PASSING YDS (NET)	72	242
Passes Att-Comp-Int	9-5-0	30-22-1
TOTAL OFFENSE PLAYS-YARDS	66-305	64-416
Fumble Returns-Yards	0-0	0-0
Punt Returns-Yards	0-0	1-6
Kickoff Returns-Yards	4-64	2-88
Interception Returns-Yards	1-0	0-0
Punts (Number-Avg)	4-53.0	2-38.5
Fumbles-Lost	2-1	1-0
Penalties-Yards	2-25	2-25
Possession Time	35:26	24:34
Third-Down Conversions	6 of 16	10 of 13
Fourth-Down Conversions	2 of 3	0 of 0
Red-Zone Scores-Chances	2-2	5-5
Sacks By: Number-Yards	0-0	0-0

**RUSHING:** Wofford-Butler 12-59 (1 TD); Long 17-51; Martin 4-31; Windham 3-24; Gay 5-22; Morgan 4-14; McAfee 3-11; Nelson 4-11; Pace 2-10; Childress 1-3; Goodson 2-minus 3. Ole Miss-Judd 11-64; Brazley 4-39; Pellerin 6-27 (1 TD); Buford 3-18; Pennamon 6-13; Kelly 4-13.

**PASSING:** Wofford-Butler 4-7-0-40; Goodson 1-2-0-32. Ole Miss-Kelly 20-27-0-219; Pellerin 2-3-1-23.

**RECEIVING:** Wofford-Cleary 2-39; McAfee 1-19; Taylor 1-10; Colvin 1-4. Ole Miss-Stringfellow 5-40; Jefferson 4-31; Pack 3-46 (1 TD); Lodge 3-29; Engram 2-43; Brown 2-15 (1 TD); Thurlley 1-22; Metcalf 1-10 (1 TD); Adebeyejo 1-6 (1 TD).

**Attendance:** 64232

## GAME THREE

**WOFFORD 59, JOHNSON C. SMITH 0**  
**SATURDAY, SEPTEMBER 17, 2016**

SPARTANBURG, S.C. —Wofford defeated Johnson C. Smith 59-0 on Saturday afternoon at Gibbs Stadium. The Terriers started slow and had a 17-0 lead at the half before scoring 42 points in the second half, which included three defensive touchdowns. Wofford was led by Lorenzo Long with 127 rushing yards and three touchdowns, while Brad Butler was 10-of-12 passing for 124 yards and a touchdown. The Wofford defense held JCSU to 18 net rushing yards and had eight tackles for loss. For the Golden Bulls, Jordan Lane was 4-of-9 passing and Harold Herbin had 17 rushing yards on seven carries.

The Terriers had the ball first and gained one first down before having to punt. On the punt, the return was fumbled and recovered by Mason Alstatt giving Wofford the ball at the 13-yard line. The drive was capped by a 2-yard touchdown run by Lorenzo Long for a 7-0 lead. The Golden Bulls then gained a pair of first downs before having to punt. After a pair of first downs, the Terriers faced a fourth-and-five and the rush was short. JCSU then went three-and-out and punted.

In the second quarter, Lorenzo Long fumbled on the one yard line and the Golden Bulls recovered. A three-and-out forced a punt and Wofford took over at the 43-yard line. Lorenzo Long then went in from 24-yards out to give the Terriers a 14-0 lead with 4:50 left in the first half. The Golden Bulls had one first down before punting back to the Terriers with 2:26 left in the second quarter. David Marvin kicked a 38-yard field goal to give the Terriers a 17-0 lead at the half.

To open the second half, the Golden Bulls went three-and-out. Wofford started at the 38-yard line and Lorenzo Long took it in for a 16-yard touchdown. The Terriers had a 24-0 lead with 11:17 on the clock in the third quarter. On the first play on the ensuing drive by JCSU, a fumble was recovered by Mikel Horton in the endzone for a touchdown and a 31-0 lead at the 11:04 mark of the third quarter. On the next drive for JCSU, they went three-and-out and punted. A 13-yard touchdown reception by Chandler Gouger from Brad Butler for a 38-0 lead at 4:49 in the third quarter. The Golden Bulls used a 39-yard reception to move into Wofford territory. On fourth down, Nick Ward intercepted a pass and returned it 81-yards for a touchdown and a 45-0 lead less than a minute into the fourth quarter.

JCSU had another pass intercepted, this time Mason Alstatt returned it 54-yards for the touchdown as Wofford built a 52-0 lead. On the next drive by the Golden Bulls, they were forced to punt. Luke Childress ran the ball in for a 59-0 score with 7:30 left in the game. The Golden Bulls had a pair of first downs, but failed to convert a fourth-and-six and Wofford took over on downs. The Terriers gained one first down to run out the clock on the victory.

<b>JOHNSON C. SMITH</b>	<b>0</b>	<b>0</b>	<b>0</b>	<b>0</b>	<b>0</b>
<b>WOFFORD</b>	<b>7</b>	<b>10</b>	<b>21</b>	<b>21</b>	<b>59</b>

### 1st Quarter

WOF - Lorenzo Long 2 yd run (David Marvin kick), 11:46

### 2nd Quarter

WOF - Lorenzo Long 24 yd run (David Marvin kick), 4:50

WOF - David Marvin 38 yd field goal, 00:03

### 3rd Quarter

WOF - Lorenzo Long 16 yd run (David Marvin kick), 11:17

WOF - Mikel Horton 0 yd fumble recovery (David Marvin kick), 11:04

WOF - Chandler Gouger 13 yd pass from Brad Butler (David Marvin kick), 4:49

### 4th Quarter

WOF - Nick Ward 81 yd interception return (David Marvin kick), 14:12

WOF - Mason Alstatt 54 yd interception return (David Marvin kick), 12:18

WOF - Luke Childress 7 yd run (Luke Carter kick), 7:30

	<b>JCSU</b>	<b>WOF</b>
FIRST DOWNS	8	24
RUSHES-YARDS (NET)	31-18	45-330
PASSING YDS (NET)	84	152
Passes Att-Comp-Int	18-10-2	17-12-0
TOTAL OFFENSE PLAYS-YARDS	49-102	62-482
Fumble Returns-Yards	0-0	0-0
Punt Returns-Yards	1-7	4-12
Kickoff Returns-Yards	6-95	0-0
Interception Returns-Yards	0-0	2-135
Punts (Number-Avg)	7-44.7	1-51.0
Fumbles-Lost	2-2	4-1
Penalties-Yards	12-105	9-80
Possession Time	31:23	28:37
Third-Down Conversions	3 of 12	7 of 12
Fourth-Down Conversions	0 of 2	1 of 2
Red-Zone Scores-Chances	0-0	5-6
Sacks By: Number-Yards	0-0	2-26

**RUSHING:** JCSU-Herbin 7-17; Gambrell 11-16; Curtis 5-9; Binyard 2-5; Burrell 1-0; Lane 5-minus 29. Wofford - Long 13-127 (3 TD); Gay 5-79; Morgan 1-47; Childress 6-19 (1 TD); Pace 1-18; McPherson 2-16; Windham 1-14; Colvin 4-9; McAfee 4-7; Martin 1-0; Goodson 1-0; Butler 6-minus 6.

**PASSING:** JCSU- Lane 4-9-0-22; Herbin 6-9-2-62. Wofford - Butler 10-12-0-124; Goodson 2-5-0-28.

**RECEIVING:** JCSU- Berry 2-39; Yuille 2-5; Carter 2-1; Holmes 1-17; Binyard 1-9; Gambrell 1-7; Caldwell 1-6. Wofford - Gouger 3-49 (1 TD); Hill 3-26; Lindsey 2-35; Motes 2-14; Colvin 1-25; Cleary 1-3.

**Attendance:** 5,417

**GAME NINE AT FURMAN**

## GAME FOUR ETSU 0, WOFFORD 31 SATURDAY, SEPTEMBER 24, 2016

SPARTANBURG, S.C. – Wofford opened Southern Conference play with a 31-0 win over East Tennessee State on Saturday afternoon at Gibbs Stadium. The Terriers scored touchdowns on their first two drives of the game and the defense held the Bucs to only 76 yards of total offense and recorded nine tackles for loss in the contest for the win.

Wofford moves to 3-1 on the season and 1-0 in the Southern Conference, while ETSU is 2-1 and 1-1 in the league. Wofford was led by Lorenzo Long with 156 yards on 19 carries with two touchdowns. Andre Stoddard added two touchdowns, while the offense had 350 rushing yards. The Bucs were led by Austin Herink with 80 yards on 14-of-22 passing.

The Terriers had the ball first and after four first downs Andre Stoddard capped the drive with a five-yard touchdown run. Wofford was up 7-0 at the 9:15 mark of the first quarter and then the Bucs went three-and-out and punted. On the next drive by the Terriers, they gained four first downs to move into the red zone. On fourth-and-one from the five, Andre Stoddard ran it up the middle for a touchdown and Wofford had a 14-0 lead with 2:43 left in the first quarter. The Bucs gained one first down before punting back to the Terriers a minute into the second quarter.

Wofford had a long touchdown run by Brandon Goodson called back by penalty and the Terriers had to punt. On third down for the Bucs, John Patterson sacked Austin Herink and forced a punt. Wofford then went three-and-out and punted, with ETSU taking over at the ten-yard line with 7:28 left in the first half. They were able to gain one first down before punting. Wofford picked up three first downs, but a 45-yard field goal attempt by David Marvin was wide left with 1:02 on the clock in the half. ETSU ran out the clock to end the first half.

To begin the second half, the Bucs went three-and-out and punted after back-to-back sacks. Wofford converted a fourth-and-one on a run by Lorenzo Long, then he went 37-yards for a touchdown. The Terriers led 21-0 at 9:54 in the third quarter. ETSU gained a pair of first downs before punting back to the Terriers three minutes later.

On third-and-one for the Bucs, Tyler Vaughn had a tackle for loss that forced a punt. Hunter Windham had a 30-yard run and then the Terriers were faced with a fourth-and-one. Lorenzo Long went right up the middle for a 13-yard touchdown as Wofford increased the lead to 28-0 with 14:25 left in the fourth quarter. After another three-and-out by the Bucs, Wofford took over after a punt. Joe Newman entered the game at quarterback and after one first down was faced with a fourth-and-four. Newman gained six yards on the run for a first down. After another first down before David Marvin added a 34-yard field goal for a 31-0 lead at the 4:35 mark of the fourth quarter.

The Bucs went three-and-out again and punted back to the Terriers. Joe Newman was able to gain one first down and run out the clock on the 31-0 win.

ETSU	0	0	0	0	0
WOFFORD	14	0	7	10	31

### 1st Quarter

WOF - Andre Stoddard 5 yd run (David Marvin kick), 9:15

WOF - Andre Stoddard 4 yd run (David Marvin kick), 2:43

### 3rd Quarter

WOF - Lorenzo Long 37 yd run (David Marvin kick), 9:54

### 4th Quarter

WOF - Lorenzo Long 13 yd run (David Marvin kick), 14:25

WOF - David Marvin 34 yd field goal, 4:35

	ETSU	WOF
FIRST DOWNS	5	21
RUSHES-YARDS (NET)	19-7	69-350
PASSING YDS (NET)	83	14
Passes Att-Comp-Int	23-15-0	6-3-0
TOTAL OFFENSE PLAYS-YARDS	42-76	75-364
Fumble Returns-Yards	0-0	0-0
Punt Returns-Yards	1-0	5-26
Kickoff Returns-Yards	3-43	1-11
Interception Returns-Yards	0-0	0-0
Punts (Number-Avg)	9-34.8	3-42.7
Fumbles-Lost	0-0	0-0
Penalties-Yards	1-5	3-33
Possession Time	20:28	39:32
Third-Down Conversions	4 of 13	5 of 15
Fourth-Down Conversions	0 of 0	4 of 5
Red-Zone Scores-Chances	0-0	4-4
Sacks By: Number-Yards	1-4	4-22

**RUSHING:** ETSU-Thompson 3-8; Stinson 8-7; Lee 1-2; Smith 2-0; Sexton 1-minus 4; Herink 4-minus 20. Wofford-Long 19-156 (2 TD); Stoddard 12-44 (2 TD); Windham 4-36; Newman 5-30; McAfee 2-25; Gay 6-20; Childress 5-12; Colvin 2-10; Butler 1-8; Cleary 1-5; Goodson 8-3; Pace 1-2; McPherson 1-1; Morgan 1-minus 1; TEAM 1-minus 1.

**PASSING:** ETSU-Herink 14-22-0-80; Sexton 1-1-0-3. Wofford-Goodson 0-2-0-0; Butler 2-2-0-13; Newman 1-2-0-1.

**RECEIVING:** ETSU- Ponchillia 3-15; Dockery 2-13; Lowe 2-7; Wike 2-5; Powell 1-15; Kelley 1-9; Hill 1-8; Stinson 1-5; Coffee 1-3; Styles 1-3. Wofford-Gouger 1-9; Motes 1-4; Cleary 1-1.

**Attendance:** 7,316

## GAME FIVE WOFFORD 26, SAMFORD 28 SATURDAY, OCTOBER 1, 2016

BIRMINGHAM, Ala. – Wofford could not overcome penalties in a 28-26 loss at Samford on Saturday afternoon at Seibert Stadium. The Terriers committed a season high ten penalties, while the Bulldog offense scored four passing touchdowns.

Wofford moves to 3-2 on the season and 1-1 in the Southern Conference, while Samford is 3-1 and 1-1 in the league. Wofford was led by Lorenzo Long with 117 rushing yards and two rushing touchdowns, while Will Gay had 81 receiving yards on three catches. The Bulldogs were led by Devlin Hodges who was 28-of-32 passing for 315 yards and four touchdowns.

The Bulldogs went three-and-out and punted on the opening drive. Wofford faced a fourth-and-two and failed to convert, giving Samford the ball at the 28-yard line. Samford scored on a two-yard touchdown pass to Karel Hamilton for a 7-0 lead at 11:31 in the first quarter. With the ball back, Will Gay scored on an eight-yard run to tie the game at 7-7 with 6:33 left in the first quarter.

After a first down, the Bulldogs punted back to the Terriers. Wofford and Samford both went three-and-out and traded punts. David Marvin kicked a 48-yard field goal for a 10-7 lead with 13:14 on the clock in the second quarter. Samford then capped a drive when Andrew Harris caught a 23-yard touchdown pass from Devlin Hodges. The Bulldogs had a 14-10 lead with 11:35 left in the second quarter. Wofford gained a first down before back-to-back false starts on the offense forced a punt. Samford added a touchdown on a 51-yard reception by Karel Hamilton to take a 21-0 lead with 6:52 remaining in the first half. The Terriers then scored with a one-yard run by Lorenzo Long to cut the lead to 21-17 with 13 seconds left. Samford ran one play to end the first half.

To begin the second half, Wofford converted a fourth-and-one and then Will Gay caught a 47-yard pass from Brandon Goodson. David Marvin hit a 34-yard field goal with 10:26 on the clock in the third quarter to make it a 21-20 game. The teams traded punts and then the Bulldogs had a 51-yard field goal try by the that was short with 1:39 left in the third quarter. On a fourth-and-one, Lorenzo Long gained two yards for the first down. An offensive pass interference call erased a long catch by Will Gay and the Terriers had to punt.

The teams traded punts again. With the ball back, a fade pass caught by Emmanuel Obajimi for a 13-yard touchdown gave Samford a 28-20 lead with 5:05 left in the game. Will Gay gained 25 yards on a pass play and added 15 yards on a roughing the passer call. Lorenzo Long capped the drive with a 16-yard touchdown run. The two-point conversion pass was tipped at the line and Wofford trailed 28-26 with 3:24 left.

The Bulldogs converted a third down with 2:25 remaining, but had to punt back to the Terriers who took over at the 29-yard line with 14 seconds on the clock. After an incomplete pass, Brandon Goodson was sacked while scrambling on the final play.

WOFFORD	7	10	3	6	26
SAMFORD	7	14	0	7	28

### 1st Quarter

SAM- Karel Hamilton 2 yd pass from Devlin Hodges (Reece Everett kick), 11:31

WOF - Will Gay 7 yd run (David Marvin kick), 6:33

### 2nd Quarter

WOF - David Marvin 48 yd field goal, 13:14

SAM- Andrew Harris 23 yd pass from Devlin Hodges (Reece Everett kick), 11:35

SAM - Karel Hamilton 51 yd pass from Devlin Hodges (Reece Everett kick), 6:52

WOF - Lorenzo Long 1 yd run (David Marvin kick), 00:13

### 3rd Quarter

WOF - David Marvin 34 yd field goal, 10:26

### 4th Quarter

SAM - E. Obajimi 13 yd pass from Devlin Hodges (Reece Everett kick), 5:05

WOF - Lorenzo Long 16 yd run (Brandon Goodson pass intcpt), 3:24

	WOF	SAM
FIRST DOWNS	20	17
RUSHES-YARDS (NET)	62-291	22-30
PASSING YDS (NET)	108	315
Passes Att-Comp-Int	13-7-0	32-28-0
TOTAL OFFENSE PLAYS-YARDS	75-399	54-345
Fumble Returns-Yards	0-0	0-0
Punt Returns-Yards	1-1	3-9
Kickoff Returns-Yards	3-59	3-48
Interception Returns-Yards	0-0	0-0
Punts (Number-Avg)	5-40.0	6-41.0
Fumbles-Lost	1-0	0-0
Penalties-Yards	11-111	9-70
Possession Time	38:35	21:25
Third-Down Conversions	9 of 18	4 of 12
Fourth-Down Conversions	2 of 3	0 of 0
Red-Zone Scores-Chances	5-5	2-2
Sacks By: Number-Yards	2-13	1-16

**RUSHING:** Wofford-Lorenzo Long 26-117 (2 TD); Pace 7-49; Goodson 7-38; McAfee 4-24; Stoddard 3-20; Gay 9-19 (1 TD); Nelson 2-8; Cleary 1-8; Windham 2-5; Martin 1-3. Samford-Adams 6-21; Marshall 3-11; Curry 4-7; Harris 1-minus 4; Hodges 8-minus 5.

**PASSING:** Wofford-Goodson 7-13-0-108. Samford-Hodges 28-32-0-315.

**RECEIVING:** Wofford-Gay 3-81; Gouger 3-26; Taylor 1-1. Samford-Obajimi 8-101 (1 TD); Hamilton 8-87 (2 TD); Miller 4-46; Adams 3-40; Harris 3-28 (1 TD); Schmitt 2-13.

**Attendance:** 8509

## GAME SIX WOFFORD 31, WESTERN CAROLINA 19 SATURDAY, OCTOBER 8, 2016

CULLOWHEE, N.C. – The Wofford College football team defeated Western Carolina 31-19 on Saturday night at E.J. Whitmire Stadium. The Catamounts made it a five point game in the fourth quarter, but the Terriers answered with a 14-play touchdown drive that used over eight minutes. A forced fumble and recovery by Datavious Wilson enabled the Terriers to run out the clock.

Wofford moves to 4-2 on the season and 2-1 in the Southern Conference, while Western Carolina is 1-4 and 0-3 in the league. Wofford was led by Lorenzo Long with 135 rushing yards and two touchdowns. The Catamounts were led by Terryon Robinson with 99 receiving yards and a pair of touchdowns.

The Catamounts had the ball to open the game and an 11-yard touchdown pass from Tyrie Adams to Terryon Robinson ended the drive. The PAT was missed, giving the Catamounts a 6-0 lead at the 12:27 mark of the first quarter. Wofford gained one first down before having to punt. The Catamount went three-and-out. The Terriers gained one first down and then faced a fourth-and-two. A touchdown pass was called back due to an illegal man downfield. David Marvin ended the drive with a school-record 57-yard field goal to cut the lead to 6-3 at 4:52. With the ball back, the Catamounts settled for a 38-yard field goal and a 9-3 lead with 29 seconds left in the first quarter.

The Terriers took over and Cole Cleary went 35-yards down the far sideline for a touchdown. On the next drive by the Catamounts, Dominique Lemon picked off Tyrie Adams and returned it to the 38-yard line. Andre Stoddard scored from three yards out to give Wofford a 17-9 lead at 6:15 in the second quarter. Western Carolina gained one first down before punting back to the Terriers, but then Wofford went three-and-out and punted. On the ensuing drive by the Catamounts, a tackle for loss by Tyler Vaughn and a sack by Terrance Morris forced a three-and-out and punt. Wofford was faced with a fourth-and-one, but a penalty ended the first half.

Wofford began the second half with the ball and had a ten-play drive capped by a Lorenzo Long touchdown from six yards out to give the Terriers a 24-9 lead at 9:11 in the third quarter. The Catamounts went three-and-out and punted on their first drive of the second half, but the Terriers followed with a three-and-out.

The Catamounts had an eight-yard touchdown pass to Terryon Robinson that made it a 24-16 game with 3:39 left in the third quarter. With the ball back Wofford gained a first down before punting. The Catamounts put together a 12-play drive that ended with a 27-yard field goal to cut the Wofford lead to 24-19 with 12:00 on the clock in the fourth quarter.

With the ball back, Lorenzo Long capped the 14-play drive with a three-yard touchdown for a 31-19 lead with 3:36 remaining. A long kickoff return gave the Catamounts the ball at midfield. A fumble was forced and recovered by Datavious Wilson and Wofford took over at the 31-yard line with 1:54 left in the game. Lorenzo Long added pair of first downs as Wofford was able to run out the clock on the win.

WOFFORD	3	14	7	7	31
WCU	9	0	7	3	19

### 1st Quarter

WCU - T. Robinson 11 yd pass from Tyrie Adams (Logan Howard kick failed), 12:27

WOF - David Marvin 57 yd field goal, 4:52

WCU - Logan Howard 38 yd field goal, 00:29

### 2nd Quarter

WOF - Cole Cleary 35 yd run (David Marvin kick), 10:56

WOF - Andre Stoddard 3 yd run (David Marvin kick), 6:15

### 3rd Quarter

WOF - Lorenzo Long 6 yd run (David Marvin kick), 9:11

WCU - T. Robinson 8 yd pass from Tyrie Adams (Logan Howard kick), 3:39

### 4th Quarter

WCU - Logan Howard 27 yd field goal, 12:00

WOF - Lorenzo Long 3 yd run (David Marvin kick), 3:36

	WOF	WCU
FIRST DOWNS	19	19
RUSHES-YARDS (NET)	64-322	18-46
PASSING YDS (NET)	38	285
Passes Att-Comp-Int	7-4-0	48-31-1
TOTAL OFFENSE PLAYS-YARDS	71-360	66-331
Fumble Returns-Yards	0-0	0-0
Punt Returns-Yards	1-4	1-2
Kickoff Returns-Yards	4-73	2-70
Interception Returns-Yards	1-16	0-0
Punts (Number-Avg)	4-53.5	4-39.0
Fumbles-Lost	2-0	1-1
Penalties-Yards	6-40	5-35
Possession Time	39:01	20:59
Third-Down Conversions	7 of 15	6 of 14
Fourth-Down Conversions	2 of 2	1 of 1
Red-Zone Scores-Chances	3-3	3-3
Sacks By: Number-Yards	2-17	0-0

**RUSHING:** Wofford - Long 25-135 (2 TD); Cleary 2-70 (1 TD); Gay 6-26; Windham 4-24; Stoddard 5-21 (1 TD); Nelson 5-19; McAfee 5-18; Colvin 1-10; Pace 2-6; Martin 2-4; Goodson 4-minus 1; TEAM 3-minus 10. WCU - Newsome 9-42; Adams 8-3; Holloway 1-1.

**PASSING:** Wofford-Goodson 4-7-0-38. WCU - Adams 31-48-1-285.

**RECEIVING:** Wofford-Gay 1-19; Taylor 1-9; Hill 1-6; Gouger 1-4. WCU - T. Robinson 15-99 (2 TD); S. Robinson 5-87; Newsome 5-44; Swan 4-43; Helms 1-7; Mathis 1-5.

**Attendance:** 9457

**GAME SEVEN**  
**#5 THE CITADEL 24, WOFFORD 21 (OT)**  
**SATURDAY, OCTOBER 22, 2016**

SPARTANBURG, S.C. - Wofford was defeated 24-21 in overtime on Saturday afternoon at Gibbs Stadium. With the game tied at the end of regulation, the Bulldogs scored a field goal to open the overtime period. The Terriers gained a first down, but fumbled and the ball was recovered by The Citadel to win the game.

Wofford moves to 4-3 on the season and 2-2 in the Southern Conference, while #5 The Citadel is 7-0 and 5-0 in the league. The Terriers led the Bulldogs in almost every statistical category, but could not overcome four turnovers in the contest. Lorenzo Long had 103 rushing yards for the Terriers, while Tyler Renew led the Bulldogs with 84 rushing yards.

Both teams punted on their first two possessions of the game. Chase Nelson capped the Terriers' third drive with a one-yard touchdown and Wofford had a 7-0 lead with 2:30 left in the first quarter. The Bulldogs went three-and-out and punted, but the punt was blocked by Terrance Morris and the ball was recovered by Armani Helligar at the 19-yard line. Wofford had one first down, but a fumble was recovered by the Bulldogs at the six-yard line. The Citadel had one first down before punting back to the Terriers with 12:01 on the clock in the second quarter.

Wofford punted after a three-and-out and the Bulldogs used a 36-yard reception to move the ball across midfield. A personal foul call on third down forced The Citadel to punt and Wofford took over at the four-yard line. Will Gay had a rushing first down, but Wofford had to punt with 2:16 left in the first half. After a first down, Dylan Young picked off a pass with 37 seconds left. David Marvin hit a 41-yard field goal to end the first half with a 10-0 lead.

The Citadel and Wofford both punted to begin the second half. The Citadel went three-and-out and Wofford took over near midfield. After a first down by penalty, Wofford ended the drive with a 39-yard field goal by David Marvin. The Terriers lead was 13-0 with 6:46 left in the third quarter. The Bulldogs gained three first downs on their next drive. On fourth-and-two, Reggie Williams went 34-yards for a touchdown to cut the lead to 13-7 with 1:33 on the clock in the third quarter. The Terriers fumbled on their first play from scrimmage and it was recovered by the Bulldogs at the 16-yard line. They had fourth-and-goal from the one and Dominique Allen scored up the middle to give the Bulldogs a 14-13 lead with 12:55 left in the fourth quarter.

On the next drive by the Terriers, Lennox McAfee scored from 16-yards out and a pass to Chandler Gouger for the two-point conversion was good for a 21-14 lead with 8:09 left in the fourth quarter. The Bulldogs went three-and-out and punted. A pitch by Brandon Goodson was intercepted by Kailik Williams and returned 13-yards for a touchdown. The PAT tied the game at 21 with 5:57 left in the fourth quarter.

With the ball back, a 49-yard field goal attempt into the wind was blocked with 1:10 on the clock. A three-and-out and punt gave Wofford the ball with seven seconds left. The Terriers took a knee to send the game to overtime.

The Citadel had the ball first and on a field goal attempt, Wofford was offside and the Bulldogs had a first down. A 21-yard field goal was good and The Citadel had a 24-21 lead. Lorenzo Long ran for a first down on the first play for the Terriers, but a fumble by Will Gay was recovered by Joe Crochet to give The Citadel the victory.

<b>THE CITADEL</b>	<b>0</b>	<b>0</b>	<b>7</b>	<b>14</b>	<b>3</b>	<b>24</b>
<b>WOFFORD</b>	<b>7</b>	<b>3</b>	<b>3</b>	<b>8</b>	<b>0</b>	<b>21</b>

**1st Quarter**

WCU - Chase Nelson 1 yd run (David Marvin kick), 2:30

**2nd Quarter**

WOF - David Marvin 41 yd field goal, 0:00

**3rd Quarter**

WOF - David Marvin 39 yd field goal, 6:46

CIT - Reggie Williams 34 yd run (Cody Clark kick), 1:33

**4th Quarter**

CIT - Dominique Allen 1 yd run (Cody Clark kick), 12:55

WOF - Lennox McAfee 16 yd run (Gouger pass from Goodson), 8:09

CIT - Kailik Williams 13 yd interception return (Cody Clark kick), 5:57

**Overtime**

CIT - Cody Clark 21 yd field goal

	<b>CIT</b>	<b>WOF</b>
FIRST DOWNS	11	18
RUSHES-YARDS (NET)	51-190	60-299
PASSING YDS (NET)	50	44
Passes Att-Comp-Int	14-3-1	7-4-1
TOTAL OFFENSE PLAYS-YARDS	65-240	67-343
Fumble Returns-Yards	1-8	0-0
Punt Returns-Yards	2-0	1-9
Kickoff Returns-Yards	2-26	1-25
Interception Returns-Yards	1-13	1-8
Punts (Number-Avg)	9-42.0	5-49.6
Fumbles-Lost	0-0	3-3
Penalties-Yards	3-35	2-15
Possession Time	27:16	32:44
Third-Down Conversions	5 of 17	4 of 12
Fourth-Down Conversions	2 of 2	0 of 0
Red-Zone Scores-Chances	2-2	2-4
Sacks By: Number-Yards	0-0	0-0

**RUSHING:** The Citadel-Renew 23-84; Williams 7-44 (1 TD); Jackson 8-21; Johnson 4-20; Allen 8-14 (1 TD); Jordan 1-7. Wofford -Long 19-103; McAfee 9-63 (1 TD); Goodson 8-48; Gay 8-47; Newman 1-19; Windham 3-10; Colvin 3-10; Stoddard 3-4; Martin 1-1; Nelson 3-1; TEAM 1-minus 1; Cleary 1-minus 6.

**PASSING:** The Citadel-Allen 3-14-1-50. Wofford-Goodson 4-7-1-44.

**RECEIVING:** The Citadel-Brown 3-50. Wofford-Morgan 1-20; Hill 1-12; Gouger 1-8; Taylor 1-4.

**Attendance:** 11,102

**GAME EIGHT**  
**MERCER 21, WOFFORD 31**  
**SATURDAY, OCTOBER 29, 2016**

SPARTANBURG, S.C. -- On Saturday afternoon, Wofford earned a 31-21 victory over Mercer at Gibbs Stadium. The Terriers took a 24-7 lead in the third quarter after a blocked punt recovery for touchdown by David Howerton and a field goal by David Marvin, but the Bears battled back in the fourth quarter to make it a close contest.

Wofford moves to 5-3 on the season and 3-2 in the Southern Conference, Mercer is 4-4 and 2-3 in the league. The Terriers were led by Lorenzo Long with 108 rushing yards and two touchdowns. The Bears were led by John Russ, who was 30-of-45 passing for 271 yards and three touchdowns.

The Terriers had the ball first and gained one first down before punting. Mercer took over at the two-yard line and gained one first down before a sack on third down forced a punt. The Terriers were stopped on fourth-and-one, giving Mercer the ball at the 46-yard line. After two first downs, John Russ was intercepted by Jaleel Green. The Terriers were unable to move the ball and punted.

The Bears had a first down, but a sack by Terrance Morris and a penalty forced a punt. The snap was dropped and Wofford took over just across midfield. After a couple first downs, Lorenzo Long scored from one yard out to give Wofford a 7-0 lead with 7:36 left in the second quarter. A 40-yard field goal attempt by Mercer was wide right and Wofford took over with 3:38 left in the half. A 60-yard completion by Brandon Goodson to Chandler Gouger moved the ball inside the five-yard line. Lorenzo Long went in from three yards and Wofford had a 14-0 lead with 1:23 on the clock. Mercer moved down the field and scored on a five-yard pass to Chandler Curtis with 12 seconds left remaining in the half.

Both teams went three-and-out and punted to open the second half. Mercer added a three-and-out, but the punt was blocked by David Howerton and he recovered the ball in the end zone for a touchdown. Wofford had a 21-7 lead with 11:19 left in the third quarter. On the next possession by the Bears, they had one first down before punting. With the ball back, David Marvin added a 33-yard field goal for a 24-7 lead at the 4:36 mark of the third quarter.

Mercer had a first down, plus a penalty, and then added a 38-yard reception to move inside the 10. A touchdown catch by Marquise Irvin cut the lead to 24-14 at the 3:42 mark of the third quarter. Wofford got the ball back and moved down the field with passes to R.J. Taylor and Will Gay, and a first down run by Lorenzo Long. On fourth-and-one from the six, the keeper by Brandon Goodson was a couple inches short. Mercer took over, but failed to convert on a fourth-and-one and Wofford took over at the 32-yard line.

After several penalties by the Terriers, a roughing the passer call gave Wofford a first down. A pass to R.J. Taylor picked up a first down and on fourth-and-one from the nine, Lorenzo Long gained just enough for the first down. Chase Nelson scored from one-yard out to give the Terriers a 31-14 lead with 6:39 remaining in the game. Mercer scored on a 10-yard pass to Marquise Irvin to cut the lead to 31-21 in four plays and 36 seconds. The Bears attempted an on-side kick, but it was recovered by the Terriers. Working with a short field, Wofford had three first downs but were stopped on fourth-and-long. Mercer took over on downs with 1:36 left in the game at the 18-yard line. John Russ was intercepted by Dylan Young and he returned it to the three-yard line. Wofford took a knee twice to end the game.

<b>MERCER</b>	<b>0</b>	<b>7</b>	<b>7</b>	<b>7</b>	<b>21</b>
<b>WOFFORD</b>	<b>0</b>	<b>14</b>	<b>10</b>	<b>7</b>	<b>31</b>

**2nd Quarter**

WOF - Lorenzo Long 1 yd run (David Marvin kick), 7:36

WOF - Lorenzo Long 3 yd run (David Marvin kick), 1:23

MER - Chandler Curtis 5 yd pass from John Russ (Cole Fisher kick), 00:12

**3rd Quarter**

WOF - David Howerton 0 yd blocked punt return (David Marvin kick), 11:19

WOF - David Marvin 33 yd field goal, 4:36

MER - Marquise Irvin 10 yd pass from John Russ (Cole Fisher kick), 3:42

**4th Quarter**

WOF - Chase Nelson 1 yd run (David Marvin kick), 6:39

MER - Marquise Irvin 10 yd pass from John Russ (Cole Fisher kick), 6:03

	<b>MER</b>	<b>WOF</b>
FIRST DOWNS	20	19
RUSHES-YARDS (NET)	26-48	60-205
PASSING YDS (NET)	271	133
Passes Att-Comp-Int	45-30-2	11-6-0
TOTAL OFFENSE PLAYS-YARDS	71-319	71-338
Fumble Returns-Yards	0-0	0-0
Punt Returns-Yards	2--2	2-30
Kickoff Returns-Yards	1-25	4-61
Interception Returns-Yards	0-0	2-33
Punts (Number-Avg)	4-31.2	3-45.7
Fumbles-Lost	1-0	0-0
Penalties-Yards	8-89	10-128
Possession Time	23:44	36:16
Third-Down Conversions	7 of 15	4 of 13
Fourth-Down Conversions	1 of 3	2 of 5
Red-Zone Scores-Chances	3-5	4-7
Sacks By: Number-Yards	0-0	4-22

**RUSHING:** Mercer-Usher 8-27; Trammell 8-14; Russ 7-9; Curtis 1-5; Kleckley 1-0; Zielenske 1-minus 7. Wofford-Long 27-108 (2 TD); McAfee 5-40; Goodson 6-20; Gay 4-16; Pace 3-10; Nelson 2-7 91 TD); Stoddard 2-6; Windham 2-6; Morgan 1-1; Colvin 3-0; TEAM 2-minus 2; Martin 3-minus 7.

**PASSING:** Mercer-Russ 30-45-2-271. Wofford-Goodson 5-10-0-112; Cleary 1-1-0-21.

**RECEIVING:** Mercer-Irvin 12-143 (2 TD); Curtis 6-60 (1 TD); Walker 5-31; Jones 4-4; Brock 1-25; Kleckley 1-6; Usher 1-2. Wofford-Gouger 2-79; Taylor 2-31; Gay 1-21; Morgan 1-2.

**Attendance:** 6,190

# INDIVIDUAL GAME/CAREER STATS

## QUARTERBACKS

### #16 BRAD BUTLER

Year	GP/GS	Cmp-Att-Int	Yds	TD	Long	Rush	Yds	TD	Long
2014	3/0	4-6-1	31	0	9	4	-2	0	6
2015	5/3	14-25-0	137	1	27	33	101	2	32
at TTU	1/1	4-5-0	20	0	12	11	85	3	32
at MISS	1/1	4-7-0	40	0	19	12	59	1	20
JCSU	1/1	10-12-0	124	1	27	6	-6	0	4
ETSU	1/1	2-2-0	13	0	9	1	8	0	8
2016	4/4	20-26-0	207	1	27	30	146	4	32
<b>Career</b>	<b>12/7</b>	<b>38-57-1</b>	<b>352</b>	<b>2</b>	<b>27</b>	<b>78</b>	<b>245</b>	<b>5</b>	<b>32</b>

### #3 EVAN JACKS

Year	GP/GS	Cmp-Att-Int	Yds	TD	Long	Rush	Yds	TD	Long
2013	8/6	28-59-3	252	0	46	75	241	2	20
2014	6/6	30-50-3	399	3	85t	80	450	5	47
2015	11/5	34-65-3	524	1	47	116	675	7	63
<b>Career</b>	<b>25/17</b>	<b>92-174-9</b>	<b>1175</b>	<b>4</b>	<b>85t</b>	<b>271</b>	<b>1366</b>	<b>14</b>	<b>63</b>

### #14 BRANDON GOODSON

Year	GP/GS	Cmp-Att-Int	Yds	TD	Long	Rush	Yds	TD	Long
2014	3/0	1-2-1	24	0	24	2	8	0	8
2015	6/3	5-12-1	58	0	24	16	35	0	12
at TTU	1/0	1-3-0	12	0	12	0	0	0	0
at MISS	1/0	1-2-0	32	0	32	2	-3	0	3
JCSU	1/0	2-5-0	28	0	25	1	0	0	0
ETSU	1/0	0-2-0	0	0	0	8	3	0	7
at SAM	1/1	7-13-0	108	0	47	7	38	0	38
at WCU	1/1	4-7-0	38	0	19	4	-1	0	3
CIT	1/1	4-7-1	44	0	20	8	48	0	29
MER	1/1	5-10-0	112	0	60	6	20	0	14
2016	8/4	24-49-1	374	0	60	36	105	0	38
<b>Career</b>	<b>17/7</b>	<b>30-63-3</b>	<b>456</b>	<b>0</b>	<b>60</b>	<b>58</b>	<b>148</b>	<b>0</b>	<b>38</b>

### #8 JOE NEWMAN

Year	GP/GS	Cmp-Att-Int	Yds	TD	Long	Rush	Yds	TD	Long
at TTU	0/0	Did Not Play							
at MISS	0/0	Did Not Play							
JCSU	0/0	Did Not Play							
ETSU	1/0	1-2-0	1	0	1	5	30	0	12
at SAM	0/0	Did Not Play							
at WCU	0/0	Did Not Play							
CIT	1/0	0-0-0	0	0	0	1	19	0	19
<b>Career</b>	<b>2/0</b>	<b>1-2-0</b>	<b>1</b>	<b>0</b>	<b>1</b>	<b>6</b>	<b>49</b>	<b>0</b>	<b>19</b>

## RUNNING BACKS

### #37 LUKE CHILDRESS

Year	GP/GS	Rush	Yds	TD	Long
2014	2/0	0	0	0	0
2015	9/0	0	0	0	0
at TTU	1/0	0	0	0	0
at MISS	1/0	1	3	0	3
JCSU	1/0	6	19	1	7t
ETSU	1/0	5	12	0	5
at SAM	1/0	0	0	0	0
at WCU	1/0	0	0	0	0
CIT	1/0	0	0	0	0
MER	1/0	0	0	0	0
2016	8/0	12	34	1	7t
<b>Career</b>	<b>19/0</b>	<b>12</b>	<b>34</b>	<b>1</b>	<b>7t</b>

### #10 NICK COLVIN

Year	GP/GS	Rush	Yds	TD	Long	Rec	Yds	TD	Long
2013	11/1	1	20	0	20	4	31	0	13
2014	9/0	24	120	1	20	2	21	0	12
2015	11/6	43	313	2	29	6	128	0	37
at TTU	1/0	3	11	0	10	2	20	0	12
at MISS	1/0	0	0	0	0	1	4	0	4

JCSU	1/0	4	9	0	5	1	25	0	25
ETSU	1/0	2	10	0	6	0	0	0	0
at SAM	1/0	0	0	0	0	0	0	0	0
at WCU	1/0	1	10	0	10	0	0	0	0
CIT	1/0	3	10	0	5	0	0	0	0
MER	1/0	3	0	0	2	0	0	0	0
2016	8/0	16	50	0	10	4	49	0	25
<b>Career</b>	<b>39/7</b>	<b>84</b>	<b>515</b>	<b>3</b>	<b>29</b>	<b>16</b>	<b>229</b>	<b>0</b>	<b>25</b>

Year	KOR	Yds	TD	Long	PR	Yds	TD	Long	AP
2013	18	443	0	71	0	0	0	0	494
2014	13	268	0	29	0	0	0	0	409
2015	10	304	1	100t	1	0	0	2	745
<b>Career</b>	<b>41</b>	<b>1015</b>	<b>1</b>	<b>100t</b>	<b>1</b>	<b>0</b>	<b>0</b>	<b>2</b>	<b>1648</b>

### #25 WILL GAY

Year	GP/GS	Rush	Yds	TD	Long	Rec	Yds	TD	Long
2012	10/0	20	97	1	23	2	26	0	24
2013	11/11	70	486	2	40	9	205	2	66
2014	10/8	49	329	0	29	0	0	0	0
2015	3/2	34	166	1	21	2	49	0	41
at TTU	1/1	9	116	0	34	0	0	0	0
at MISS	1/1	5	22	0	9	0	0	0	0
JCSU	1/1	5	79	0	29	0	0	0	0
ETSU	1/1	6	20	0	8	0	0	0	0
at SAM	1/1	9	19	1	8	3	81	0	47
at WCU	1/1	6	26	0	8	1	19	0	19
CIT	1/1	8	47	0	16	0	0	0	0
MER	1/1	4	16	0	11	1	21	0	21
2016	8/8	52	345	1	34	5	121	0	47
<b>Career</b>	<b>42/29</b>	<b>225</b>	<b>1413</b>	<b>5</b>	<b>40</b>	<b>18</b>	<b>401</b>	<b>2</b>	<b>66</b>

Year	PR	Yds	TD	Long	KOR	Yds	TD	Long
2012	2	8	0	14	0	0	0	0
2013	12	43	0	22	1	23	0	23
2014	1	3	0	3	0	0	0	0
2015	3	18	0	10	1	5	0	5
2016	10	40	0	14	0	0	0	0
<b>Career</b>	<b>28</b>	<b>112</b>	<b>0</b>	<b>22</b>	<b>2</b>	<b>28</b>	<b>0</b>	<b>23</b>

### #7 LORENZO LONG

Year	GP/GS	Rush	Yds	TD	Long	KOR	Yds	TD	Long
2013	11/0	31	156	2	22t	9	217	0	41
2014	11/8	163	930	15	58t	15	316	0	40
2015	11/11	178	969	8	60	3	57	0	23
at TTU	1/1	19	91	0	11	0	0	0	0
at MISS	1/1	17	51	0	8	0	0	0	0
JCSU	1/1	13	127	3	28	0	0	0	0
ETSU	1/1	19	156	2	37t	0	0	0	0
at SAM	1/1	26	117	2	16t	0	0	0	0
at WCU	1/1	25	135	2	20	0	0	0	0
CIT	1/1	19	103	0	25	0	0	0	0
MER	1/1	27	108	2	15	0	0	0	0
2016	8/8	165	888	11	37t	0	0	0	0
<b>Career</b>	<b>41/27</b>	<b>537</b>	<b>2943</b>	<b>36</b>	<b>60</b>	<b>27</b>	<b>590</b>	<b>0</b>	<b>41</b>

### #32 CHRIS MARTIN

Year	GP/GS	Rush	Yds	TD	Long	KOR	Yds	TD	Long
2014	2/0	9	48	1	14	0	0	0	0
2015	5/0	7	34	0	10	0	0	0	0
at TTU		Did Not Play							
at MISS	1/0	4	31	0	11	0	0	0	0
JCSU	1/0	1	0	0	0	0	0	0	0
ETSU	1/0	0	0	0	0	0	0	0	0
at SAM	1/0	1	3	0	0	0	0	0	0
at WCU	1/0	2	4	0	4	0	0	0	0
CIT	1/0	1	1	0	1	0	0	0	0
MER	1/0	3	-7	0	1	0	0	0	0
2016	7/0	12	32	0	11	0	0	0	0
<b>Career</b>	<b>14/0</b>	<b>28</b>	<b>114</b>	<b>1</b>	<b>14</b>	<b>0</b>	<b>0</b>	<b>0</b>	<b>0</b>



## #6 LENNOX McAFEE

Year	GP/GS	Rush	Yds	TD	Long	KOR	Yds	TD	Long
2015	8/0	15	95	0	23	7	161	0	37
at TTU	1/0	2	1	0	3	-	-	-	-
at MISS	1/0	3	11	0	9	-	-	-	-
JCSU	1/0	4	7	0	5	-	-	-	-
ETSU	1/0	2	25	0	17	-	-	-	-
at SAM	1/0	4	24	0	11	-	-	-	-
at WCU	1/0	5	18	0	10	-	-	-	-
CIT	1/0	9	63	1	16	1	25	0	25
MER	1/0	5	40	0	16	-	-	-	-
2016	8/0	34	189	0	17	1	25	0	25
Career	16/0	49	328	0	23	8	186	0	37

## #2 OSTIN McPHERSON

Year	GP/GS	Rush	Yds	TD	Long	KOR	Yds	TD	Long
at TTU	1/0	0	0	0	0	1	19	0	19
at MISS	1/0	0	0	0	0	4	64	0	18
JCSU	1/0	2	16	0	16	0	0	0	0
ETSU	1/0	1	1	0	1	0	0	0	0
at SAM	1/0	0	0	0	0	3	59	0	23
at WCU	1/0	0	0	0	0	3	58	0	26
CIT	1/0	0	0	0	0	0	0	0	0
MER	1/0	0	0	0	0	0	0	0	0
2016	7/0	3	17	0	16	11	200	0	26
Career	7/0	3	17	0	16	11	200	0	26

## #11 BLAKE MORGAN

Year	GP/GS	Rush	Yds	TD	Long	Rec	Yds	TD	Long
at TTU	1/0	3	19	0	14	0	0	0	0
at MISS	1/0	4	14	0	8	0	0	0	0
JCSU	1/0	1	47	0	47	0	0	0	0
ETSU	1/0	1	-1	0	-1	0	0	0	0
at SAM		Did Not Play							
at WCU		Did Not Play							
CIT	1/0	0	0	0	0	1	20	0	20
MER	1/0	1	1	0	1	1	2	0	2
2016	6/0	10	80	0	47	2	22	0	20
Career	6/0	10	80	0	47	2	22	0	20

## #23 CHASE NELSON

Year	GP/GS	Rush	Yds	TD	Long	Rec	Yds	TD	Long
2014	8/1	20	97	0	18	0	0	0	0
2015	11/1	61	306	1	28t	2	14	0	11
at TTU	1/0	3	11	0	8	-	-	-	-
at MISS	1/0	4	11	0	9	-	-	-	-
JCSU	0/0	Did Not Play							
ETSU	0/0	Did Not Play							
at SAM	1/0	2	8	0	7	-	-	-	-
at WCU	1/0	5	19	0	7	-	-	-	-
CIT	1/0	3	1	1	1	-	-	-	-
MER	1/0	2	7	1	6	-	-	-	-
2016	6/0	19	57	2	9	-	-	-	-
Career	25/2	100	460	3	28t	2	14	0	11

## #22 ELLIS PACE

Year	GP/GS	Rush	Yds	TD	Long	KOR	Yds	TD	Long
2015	5/0	1	8	0	8	0	0	0	0
at TTU	1/0	0	0	0	0	0	0	0	0
at MISS	1/0	2	10	0	7	0	0	0	0
JCSU	1/0	1	18	0	18	0	0	0	0
ETSU	1/0	1	2	0	2	1	11	0	11
at SAM	1/0	7	49	0	42	0	0	0	0
at WCU	1/0	2	6	0	6	1	20	0	20
CIT	1/0	0	0	0	0	0	0	0	0
MER	1/0	3	10	0	7	2	60	0	31
2016	8/0	16	95	0	42	4	91	0	31
Career	13/0	17	103	0	42	4	91	0	31

## #29 ANDRE STODDARD

Year	GP/GS	Rush	Yds	TD	Long	KOR	Yds	TD	Long
2015	6/0	8	18	0	7	2	41	0	21
at TTU		Did Not Play							
at MISS		Did Not Play							
JCSU		Did Not Play							
ETSU	1/0	12	44	2	9	-	-	-	-
at SAM	1/0	3	20	0	18	-	-	-	-
at WCU	1/0	5	21	1	7	-	-	-	-
CIT	1/0	3	4	0	7	-	-	-	-
MER	1/0	2	6	0	4	-	-	-	-
2016	5/0	25	95	3	18	-	-	-	-
Career	11/0	33	113	3	18	2	41	0	21

## #38 HUNTER WINDHAM

Year	GP/GS	Rush	Yds	TD	Long	Rec	Yds	TD	Long
2014	3/0	0	0	0	0	1	24	0	24
2015	11/2	47	249	3	29	3	56	2	25t
at TTU	1/1	3	13	0	7	1	5	0	5
at MISS	1/1	3	24	0	16	-	-	-	-
JCSU	1/1	1	14	0	14	-	-	-	-
ETSU	1/1	4	36	0	30	-	-	-	-
at SAM	1/1	2	5	0	5	-	-	-	-
at WCU	1/1	4	24	0	12	-	-	-	-
CIT	1/0	3	10	0	9	-	-	-	-
MER	1/1	2	6	0	4	-	-	-	-
2016	8/7	22	132	0	30	1	5	0	5
Career	22/9	69	383	3	30	5	85	2	25t

## WIDE RECEIVERS

### #9 COLE CLEARY

Year	GP/GS	Rec	Yds	TD	Long	KOR	Yds	TD	Long
2015	5/0	0	0	0	0	14	302	0	32
at TTU	1/0	0	0	0	0	0	0	0	0
at MISS	1/1	2	39	0	32	0	0	0	0
JCSU	1/0	1	3	0	3	0	0	0	0
ETSU	1/1	1	1	0	1	0	0	0	0
at SAM	1/0	0	0	0	0	0	0	0	0
at WCU	1/0	0	0	0	0	0	0	0	0
CIT	1/0	0	0	0	0	0	0	0	0
MER	1/0	0	0	0	0	0	0	0	0
2016	8/2	4	43	0	32	0	0	0	0
Career	13/2	4	43	0	32	14	302	0	32

### #82 JASON HILL

Year	GP/GS	Rec	Yds	TD	Long
at TTU	1/1	2	17	0	12
at MISS	1/1	0	0	0	0
JCSU	1/0	3	26	0	18
ETSU	1/1	0	0	0	0
at SAM	1/1	0	0	0	0
at WCU	1/1	1	6	0	6
CIT	1/1	1	12	0	12
MER	1/1	0	0	0	0
2016	8/7	7	61	0	18
Career	8/7	7	61	0	18

### #80 DORIAN LINDSEY

Year	GP/GS	Rec	Yds	TD	Long
at TTU	1/0	0	0	0	0
at MISS	1/0	0	0	0	0
JCSU	1/0	2	35	0	24
ETSU	1/1	0	0	0	0
at SAM	1/0	0	0	0	0
at WCU	1/0	0	0	0	0
CIT	1/0	0	0	0	0
MER	1/0	0	0	0	0
2016	8/1	2	35	0	24
Career	8/1	2	35	0	24

## #5 BRYCE NOTES

Year	GP/GS	Rec	Yds	TD	Long
2014	10/0	2	51	1	43t
2015	Did Not Play				
at TTU	1/0	0	0	0	0
at MISS	1/0	0	0	0	0
JCSU	1/0	2	14	0	8
ETSU	1/0	1	4	0	4
at SAM	1/0	0	0	0	0
at WCU	1/0	0	0	0	0
CIT	1/0	0	0	0	0
MER	1/0	0	0	0	0
2016	8/0	3	18	0	8
<b>Career</b>	<b>18/0</b>	<b>5</b>	<b>69</b>	<b>1</b>	<b>43t</b>

## #19 RJ TAYLOR

Year	GP/GS	Rec	Yds	TD	Long
2014	7/0	1	6	0	6
2015	11/6	14	186	0	33
at TTU	1/1	0	0	0	0
at MISS	1/1	1	10	0	10
JCSU	1/1	0	0	0	0
ETSU	Did Not Play				
at SAM	1/1	1	1	0	1
at WCU	1/1	1	9	0	9
CIT	1/1	1	4	0	4
MER	1/1	2	31	0	16
2016	7/7	6	55	0	16
<b>Career</b>	<b>25/13</b>	<b>21</b>	<b>243</b>	<b>0</b>	<b>43</b>

## TIGHT ENDS

### #81 CHANDLER GOUGER

Year	GP/GS	Rec	Yds	TD	Long
2014	8/0	2	14	0	9
2015	11/0	1	3	0	3
at TTU	1/0	0	0	0	0
at MISS	1/0	0	0	0	0
JCSU	1/0	3	49	1	27
ETSU	1/0	1	9	0	9
at SAM	1/0	3	26	0	17
at WCU	1/0	1	4	0	4
CIT	1/0	1	8	0	8
MER	1/0	2	79	0	60
2016	8/0	11	175	1	60
<b>Career</b>	<b>28/0</b>	<b>14</b>	<b>192</b>	<b>1</b>	<b>60</b>

## KICKERS

### #14 DAVID MARVIN

Year	GP	Punts	Yds	Avg	Long	I20	KO	Yds	Avg	TB
2014	9	4	174	43.5	51	0	30	1832	61.1	2
2015	11	0	0	0.0	0	0	52	2941	56.6	17
at TTU	1	2	86	43.0	55	0	4	260	65.0	3
at MISS	1	1	57	57.0	57	1	4	233	58.2	1
JCSU	1	1	51	51.0	51	0	10	570	57.0	3
ETSU	1	0	0	0	0	0	6	389	64.8	3
at SAM	1	5	200	40.0	52	1	6	376	62.7	3
at WCU	1	3	171	57.0	62	1	6	384	64.0	4
CIT	1	5	248	49.6	67	3	4	231	57.8	2
MER	1	3	137	45.7	49	2	6	383	63.8	5
2016	8	20	950	47.5	67	8	46	2826	61.4	24
<b>Career</b>	<b>28</b>	<b>24</b>	<b>1124</b>	<b>46.8</b>	<b>67</b>	<b>8</b>	<b>128</b>	<b>7599</b>	<b>59.3</b>	<b>43</b>

Year	GP	FGM	FGA	Long	PAT
2014	9	5	6	51	27-30
2015	11	10	13	50	30-34
at TTU	1	0	2	0	3-3
at MISS	1	2	2	50	1-1
JCSU	1	1	1	38	7-7
ETSU	1	1	2	34	4-4
at SAM	1	2	2	48	2-2
at WCU	1	1	1	57	4-4

CIT	1	2	3	41	1-1
MER	1	1	1	33	4-4
2016	8	10	14	57	26-26
<b>Career</b>	<b>28</b>	<b>25</b>	<b>33</b>	<b>57</b>	<b>83-90</b>

## #17 BRIAN SANDERS

Year	GP	Punts	Yds	Avg	Long	I20
2014	11	30	1182	39.4	62	5
2015	11	42	1443	34.4	54	14
at TTU	1	0	0	0	0	0
at MISS	1	3	155	51.7	55	3
JCSU	1	0	0	0	0	0
ETSU	1	3	128	42.7	46	1
at SAM	1	0	0	0	0	0
at WCU	1	1	43	43.0	43	0
CIT	1	0	0	0	0	0
MER	1	0	0	0	0	0
2016	8	7	326	46.6	55	4
<b>Career</b>	<b>30</b>	<b>79</b>	<b>2946</b>	<b>37.3</b>	<b>62</b>	<b>23</b>



# Wofford Football

## Wofford College Combined Team Statistics (as of Oct 29, 2016)

### All games



Date	Opponent	Score	Att.
Sep 01, 2016	at Tennessee Tech	W 21-7	9066
Sep 10, 2016	at #18 Ole Miss	L 13-38	64232
Sep 17, 2016	JCSU	W 59-0	5417
* Sep 24, 2016	ETSU	W 31-0	7316
* Oct 01, 2016	at Samford	L 26-28	8509
* Oct 08, 2016	at Western Carolina	W 31-19	9457
* Oct 22, 2016	#5 THE CITADEL	L 21-24	11102
* Oct 29, 2016	MERCER	W 31-21	6190

Rushing	gp	att	gain	loss	net	avg	td	lg	avg/g
Lorenzo Long	8	165	897	9	888	5.4	11	37	111.0
Will Gay	8	52	359	14	345	6.6	1	34	43.1
Lennox McAfee	8	34	194	5	189	5.6	1	17	23.6
Brad Butler	4	30	165	19	146	4.9	4	32	36.5
Hunter Windham	8	22	138	6	132	6.0	0	30	16.5
Brandon Goodson	8	36	152	47	105	2.9	0	38	13.1
Andre Stoddard	5	25	100	5	95	3.8	3	18	19.0
Ellis Pace	8	16	98	3	95	5.9	0	42	11.9
Blake Morgan	6	10	81	1	80	8.0	0	47	13.3
Cole Cleary	8	5	83	6	77	15.4	1	35	9.6
Chase Nelson	6	19	59	2	57	3.0	2	9	9.5
Nick Colvin	8	16	57	7	50	3.1	0	10	6.2
Joe Newman	2	6	49	0	49	8.2	0	19	24.5
Luke Childress	7	12	34	0	34	2.8	1	7	4.9
Chris Martin	7	12	40	8	32	2.7	0	11	4.6
Total	8	471	2523	147	2376	5.0	24	47	297.0
Opponents	8	225	756	216	540	2.4	4	34	67.5

Passing	gp	effc	comp-att-int	pct	yds	td	lg	avg/g
Brandon Goodson	8	109.01	24-49-1	49.0	374	0	60	46.8
Brad Butler	4	156.49	20-26-0	76.9	207	1	27	51.8
Joe Newman	2	54.20	1-2-0	50.0	1	0	1	0.5
Cole Cleary	8	276.40	1-1-0	100.0	21	0	21	2.6
Total	8	125.58	46-78-1	59.0	603	1	60	75.4
Opponents	8	130.23	161-244-8	66.0	1546	13	51	193.2

Receiving	gp	no.	yds	avg	td	lg	avg/g
Chandler Gouger	8	11	175	15.9	1	60	21.9
Jason Hill	8	7	61	8.7	0	18	7.6
R.J. Taylor	7	6	55	9.2	0	16	7.9
Will Gay	8	5	121	24.2	0	47	15.1
Nick Colvin	8	4	49	12.2	0	25	6.1
Cole Cleary	8	4	43	10.8	0	32	5.4
Bryce Motes	7	3	18	6.0	0	8	2.6
Dorian Lindsey	8	2	35	17.5	0	24	4.4
Blake Morgan	6	2	22	11.0	0	20	3.7
Lennox McAfee	8	1	19	19.0	0	19	2.4
Hunter Windham	8	1	5	5.0	0	5	0.6
Total	8	46	603	13.1	1	60	75.4
Opponents	8	161	1546	9.6	13	51	193.2

Field Goals	fg	pct.	01-19	20-29	30-39	40-49	50-99	lg	blk
David Marvin	10-14	71.4	0-0	1-1	5-5	2-5	2-3	57	1

Scoring	td	fg	kick	PAT rush	rcv	pass	dxp	saf	pts
Lorenzo Long	11	-	-	-	-	-	-	-	66
David Marvin	-	10-14	26-26	-	-	-	-	-	56
Brad Butler	4	-	-	-	-	-	-	-	24
Andre Stoddard	3	-	-	-	-	-	-	-	18
Chase Nelson	2	-	-	-	-	-	-	-	12
Chandler Gouger	1	-	-	-	1	-	-	-	8
Mason Alstatt	1	-	-	-	-	-	-	-	6
Will Gay	1	-	-	-	-	-	-	-	6
David Howerton	1	-	-	-	-	-	-	-	6
Lennox McAfee	1	-	-	-	-	-	-	-	6
Luke Childress	1	-	-	-	-	-	-	-	6
Cole Cleary	1	-	-	-	-	-	-	-	6
Nick Ward	1	-	-	-	-	-	-	-	6
Mikel Horton	1	-	-	-	-	-	-	-	6
Luke Carter	-	-	1-1	-	-	-	-	-	1
Total	29	10-14	27-27	-	1	1-2	-	-	233
Opponents	18	4-8	17-18	-	-	-	-	-	137

Score by Quarters	1st	2nd	3rd	4th	OT	Total
Wofford College	38	61	58	76	0	233
Opponents	33	35	28	38	3	137

Record:	Overall	Home	Away	Neutral
All games	5-3	3-1	2-2	0-0
Conference	3-2	2-1	1-1	0-0
Non-Conference	2-1	1-0	1-1	0-0

Team Statistics	WOF	OPP
FIRST DOWNS	161	118
Rushing	124	36
Passing	25	69
Penalty	12	13
RUSHING YARDAGE	2376	540
Rushing Attempts	471	225
Average Per Rush	5.0	2.4
Average Per Game	297.0	67.5
TDs Rushing	24	4
PASSING YARDAGE	603	1546
Comp-Att-Int	46-78-1	161-244-8
Average Per Pass	7.7	6.3
Average Per Catch	13.1	9.6
Average Per Game	75.4	193.2
TDs Passing	1	13
TOTAL OFFENSE	2979	2086
Average Per Play	5.4	4.4
Average Per Game	372.4	260.8
KICK RETURNS: #-Yards	18-312	20-417
PUNT RETURNS: #-Yards	14-82	11-4
INT RETURNS: #-Yards	8-192	1-13
FUMBLES-LOST	12-5	5-3
PENALTIES-Yards	50-473	42-384
PUNTS-AVG	27-47.3	44-39.0
TIME OF POSSESSION/Game	35:20	24:40
3RD-DOWN Conversions	50/113	45/109
4TH-DOWN Conversions	14/21	4/10

Interceptions	no.	yds	avg	td	lg
D. Lemon	2	16	8.0	0	16
Dylan Young	2	28	14.0	0	20
Jaleel Green	2	13	6.5	0	13
Nick Ward	1	81	81.0	1	81
Mason Alstatt	1	54	54.0	1	54

Punting	no.	yds	avg	lg	tb	fc	i20	50+	blk
David Marvin	20	950	47.5	67	3	1	8	9	0
Brian Sanders	7	326	46.6	55	0	0	4	2	0

Punt Returns	no.	yds	avg	td	lg
Will Gay	10	40	4.0	0	14
David Howerton	1	22	22.0	1	0
Mason Alstatt	1	0	0.0	0	0
Armani Helligar	1	9	9.0	0	0
Lennox McAfee	1	11	11.0	0	11
Total	14	82	5.9	1	14
Opponents	11	4	0.4	0	6

Kick Returns	no.	yds	avg	td	lg
Ostin McPherson	11	195	17.7	0	26
Ellis Pace	4	91	22.8	0	31
R.J. Taylor	1	1	1.0	0	1
Nick Karas	1	0	0.0	0	0
Lennox McAfee	1	25	25.0	0	25
Total	18	312	17.3	0	31
Opponents	20	417	20.9	0	62

All Purpose	g	rush	rcv	pr	kr	ir	total	avg/g
Lorenzo Long	8	888	0	0	0	0	888	111.0
Will Gay	8	345	121	40	0	0	506	63.2
Lennox McAfee	8	189	19	11	25	0	244	30.5
Ostin McPherson	6	17	0	0	195	0	212	35.3
Ellis Pace	8	95	0	0	91	0	186	23.2
Total	8	2376	603	82	312	192	3565	445.6
Opponents	8	540	1546	4	417	13	2520	315.0

Total Offense	g	plays	rush	pass	total	avg/g
Lorenzo Long	8	165	888	0	888	111.0
Brandon Goodson	8	85	105	374	479	59.9
Brad Butler	4	56	146	207	353	88.2
Will Gay	8	52	345	0	345	43.1
Lennox McAfee	8	34	189	0	189	23.6
Total	8	549	2376	603	2979	372.4
Opponents	8	469	540	1546	2086	260.8

##	Defensive Leaders	gp	ua	Tackles a tot	tfl/yds	Sacks no-yds	Pass defense int-yds brup	Fumbles rcv-yds fr	blkd kick saf
42	D. Wilson	8	21	29	50	3	5-9	1-0-3	1-0-1



**Wofford Football**  
**Wofford College Overall Team Statistics (as of Oct 29, 2016)**  
**All games**



<b>Team Statistics</b>	<b>WOF</b>	<b>OPP</b>
<b>SCORING</b>	233	137
Points Per Game	29.1	17.1
Points Off Turnovers	38	14
<b>FIRST DOWNS</b>	161	118
Rushing	124	36
Passing	25	69
Penalty	12	13
<b>RUSHING YARDAGE</b>	2376	540
Yards gained rushing	2523	756
Yards lost rushing	147	216
Rushing Attempts	471	225
Average Per Rush	5.0	2.4
Average Per Game	297.0	67.5
TDs Rushing	24	4
<b>PASSING YARDAGE</b>	603	1546
Comp-Att-Int	46-78-1	161-244-8
Average Per Pass	7.7	6.3
Average Per Catch	13.1	9.6
Average Per Game	75.4	193.2
TDs Passing	1	13
<b>TOTAL OFFENSE</b>	2979	2086
Total Plays	549	469
Average Per Play	5.4	4.4
Average Per Game	372.4	260.8
KICK RETURNS: #-Yards	18-312	20-417
PUNT RETURNS: #-Yards	14-82	11-4
INT RETURNS: #-Yards	8-192	1-13
KICK RETURN AVERAGE	17.3	20.9
PUNT RETURN AVERAGE	5.9	0.4
INT RETURN AVERAGE	24.0	13.0
FUMBLES-LOST	12-5	5-3
PENALTIES-Yards	50-473	42-384
Average Per Game	59.1	48.0
PUNTS-Yards	27-1276	44-1714
Average Per Punt	47.3	39.0
Net punt average	44.9	36.6
KICKOFFS-Yards	46-2826	28-1689
Average Per Kick	61.4	60.3
Net kick average	39.3	41.1
TIME OF POSSESSION/Game	35:20	24:40
3RD-DOWN Conversions	50/113	45/109
3rd-Down Pct	44%	41%
4TH-DOWN Conversions	14/21	4/10
4th-Down Pct	67%	40%
SACKS BY-Yards	20-139	2-20
MISC YARDS	0	1
TOUCHDOWNS SCORED	29	18
FIELD GOALS-ATTEMPTS	10-14	4-8
ON-SIDE KICKS	0-0	1-1
RED-ZONE SCORES	(28-34) 82%	(16-21) 76%
RED-ZONE TOUCHDOWNS	(22-34) 65%	(14-21) 67%
PAT-ATTEMPTS	(27-27) 100%	(17-18) 94%
ATTENDANCE	30025	91264
Games/Avg Per Game	4/7506	4/22816
Neutral Site Games		0/0

<b>Score by Quarters</b>	<b>1st</b>	<b>2nd</b>	<b>3rd</b>	<b>4th</b>	<b>OT</b>	<b>Total</b>
Wofford College	38	61	58	76	0	233
Opponents	33	35	28	38	3	137





**Wofford Football**  
**Wofford College Overall Individual Statistics (as of Oct 29, 2016)**  
**All games**



<b>Rushing</b>	<b>gp</b>	<b>att</b>	<b>gain</b>	<b>loss</b>	<b>net</b>	<b>avg</b>	<b>td</b>	<b>lg</b>	<b>avg/g</b>
Lorenzo Long	8	165	897	9	888	5.4	11	37	111.0
Will Gay	8	52	359	14	345	6.6	1	34	43.1
Lennox McAfee	8	34	194	5	189	5.6	1	17	23.6
Brad Butler	4	30	165	19	146	4.9	4	32	36.5
Hunter Windham	8	22	138	6	132	6.0	0	30	16.5
Brandon Goodson	8	36	152	47	105	2.9	0	38	13.1
Ellis Pace	8	16	98	3	95	5.9	0	42	11.9
Andre Stoddard	5	25	100	5	95	3.8	3	18	19.0
Blake Morgan	6	10	81	1	80	8.0	0	47	13.3
Cole Cleary	8	5	83	6	77	15.4	1	35	9.6
Chase Nelson	6	19	59	2	57	3.0	2	9	9.5
Nick Colvin	8	16	57	7	50	3.1	0	10	6.2
Joe Newman	2	6	49	0	49	8.2	0	19	24.5
Luke Childress	7	12	34	0	34	2.8	1	7	4.9
Chris Martin	7	12	40	8	32	2.7	0	11	4.6
Ostin McPherson	6	3	17	0	17	5.7	0	8	2.8
TEAM	5	8	0	15	-15	-1.9	0	0	-3.0
Total	8	471	2523	147	2376	5.0	24	47	297.0
Opponents	8	225	756	216	540	2.4	4	34	67.5

<b>Passing</b>	<b>gp</b>	<b>effic</b>	<b>comp-att-int</b>	<b>pct</b>	<b>yds</b>	<b>td</b>	<b>lg</b>	<b>avg/g</b>
Brandon Goodson	8	109.01	24-49-1	49.0	374	0	60	46.8
Brad Butler	4	156.49	20-26-0	76.9	207	1	27	51.8
Joe Newman	2	54.20	1-2-0	50.0	1	0	1	0.5
Cole Cleary	8	276.40	1-1-0	100.0	21	0	21	2.6
Total	8	125.58	46-78-1	59.0	603	1	60	75.4
Opponents	8	130.23	161-244-8	66.0	1546	13	51	193.2

<b>Receiving</b>	<b>gp</b>	<b>no.</b>	<b>yds</b>	<b>avg</b>	<b>td</b>	<b>lg</b>	<b>avg/g</b>
Chandler Gouger	8	11	175	15.9	1	60	21.9
Jason Hill	8	7	61	8.7	0	18	7.6
R.J. Taylor	7	6	55	9.2	0	16	7.9
Will Gay	8	5	121	24.2	0	47	15.1
Nick Colvin	8	4	49	12.2	0	25	6.1
Cole Cleary	8	4	43	10.8	0	32	5.4
Bryce Motes	7	3	18	6.0	0	8	2.6
Dorian Lindsey	8	2	35	17.5	0	24	4.4
Blake Morgan	6	2	22	11.0	0	20	3.7
Lennox McAfee	8	1	19	19.0	0	19	2.4
Hunter Windham	8	1	5	5.0	0	5	0.6
Total	8	46	603	13.1	1	60	75.4
Opponents	8	161	1546	9.6	13	51	193.2

<b>Punt Returns</b>	<b>no.</b>	<b>yds</b>	<b>avg</b>	<b>td</b>	<b>lg</b>
Will Gay	10	40	4.0	0	14
David Howerton	1	22	22.0	1	0
Armani Helligar	1	9	9.0	0	0
Lennox McAfee	1	11	11.0	0	11
Mason Alstatt	1	0	0.0	0	0
Total	14	82	5.9	1	14
Opponents	11	4	0.4	0	6

<b>Interceptions</b>	<b>no.</b>	<b>yds</b>	<b>avg</b>	<b>td</b>	<b>lg</b>
D. Lemon	2	16	8.0	0	16
Dylan Young	2	28	14.0	0	20
Jaleel Green	2	13	6.5	0	13
Nick Ward	1	81	81.0	1	81
Mason Alstatt	1	54	54.0	1	54
Total	8	192	24.0	2	81
Opponents	1	13	13.0	1	13

<b>Kick Returns</b>	<b>no.</b>	<b>yds</b>	<b>avg</b>	<b>td</b>	<b>lg</b>
Ostin McPherson	11	195	17.7	0	26
Ellis Pace	4	91	22.8	0	31
R.J. Taylor	1	1	1.0	0	1
Lennox McAfee	1	25	25.0	0	25
Nick Karas	1	0	0.0	0	0
Total	18	312	17.3	0	31
Opponents	20	417	20.9	0	62

<b>Fumble Returns</b>	<b>no.</b>	<b>yds</b>	<b>avg</b>	<b>td</b>	<b>lg</b>
Mikel Horton	0	0	0.0	1	0
Total	0	0	0.0	1	0
Opponents	1	8	8.0	0	8



**Wofford Football**  
**Wofford College Overall Individual Statistics (as of Oct 29, 2016)**  
**All games**



Scoring	td	fg	PAT				dxp	saf	pts
			kick	rush	rcv	pass			
Lorenzo Long	11	-	-	-	-	-	-	-	66
David Marvin	-	10-14	26-26	-	-	-	-	-	56
Brad Butler	4	-	-	-	-	-	-	-	24
Andre Stoddard	3	-	-	-	-	-	-	-	18
Chase Nelson	2	-	-	-	-	-	-	-	12
Chandler Gouger	1	-	-	-	1	-	-	-	8
Mikel Horton	1	-	-	-	-	-	-	-	6
Cole Cleary	1	-	-	-	-	-	-	-	6
Luke Childress	1	-	-	-	-	-	-	-	6
David Howerton	1	-	-	-	-	-	-	-	6
Will Gay	1	-	-	-	-	-	-	-	6
Mason Alstatt	1	-	-	-	-	-	-	-	6
Nick Ward	1	-	-	-	-	-	-	-	6
Lennox McAfee	1	-	-	-	-	-	-	-	6
Luke Carter	-	-	1-1	-	-	-	-	-	1
Brandon Goodson	-	-	-	-	-	1-2	-	-	0
Total	29	10-14	27-27	-	1	1-2	-	-	233
Opponents	18	4-8	17-18	-	-	-	-	-	137

Total Offense	g	plays	rush	pass	total	avg/g
Lorenzo Long	8	165	888	0	888	111.0
Brandon Goodson	8	85	105	374	479	59.9
Brad Butler	4	56	146	207	353	88.2
Will Gay	8	52	345	0	345	43.1
Lennox McAfee	8	34	189	0	189	23.6
Hunter Windham	8	22	132	0	132	16.5
Cole Cleary	8	6	77	21	98	12.2
Andre Stoddard	5	25	95	0	95	19.0
Ellis Pace	8	16	95	0	95	11.9
Blake Morgan	6	10	80	0	80	13.3
Chase Nelson	6	19	57	0	57	9.5
Nick Colvin	8	16	50	0	50	6.2
Joe Newman	2	8	49	1	50	25.0
Luke Childress	7	12	34	0	34	4.9
Chris Martin	7	12	32	0	32	4.6
Ostin McPherson	6	3	17	0	17	2.8
TEAM	5	8	-15	0	-15	-3.0
Total	8	549	2376	603	2979	372.4
Opponents	8	469	540	1546	2086	260.8

Field Goals	fg	pct.	01-19	20-29	30-39	40-49	50-99	lg	blk
David Marvin	10-14	71.4	0-0	1-1	5-5	2-5	2-3	57	1

FG Sequence	Wofford College	Opponents
Tennessee Tech	41,62	24,46
Ole Miss	(29),(50)	(40)
JCSU	(38)	-
ETSU	45,(34)	-
Samford	(48),(34)	51
Western Carolina	(57)	(38),(27)
The Citadel	(41),(39),49	(21)
Mercer	(33)	40

Punting	no.	yds	avg	lg	tb	fc	i20	50+	blk
David Marvin	20	950	47.5	67	3	1	8	9	0
Brian Sanders	7	326	46.6	55	0	0	4	2	0
Total	27	1276	47.3	67	3	1	12	11	0
Opponents	44	1714	39.0	65	1	13	7	7	2

Kickoffs	no.	yds	avg	tb	ob	retn	net	ydln
David Marvin	46	2826	61.4	24	1			
Total	46	2826	61.4	24	1	20.9	39.3	25
Opponents	28	1689	60.3	9	1	17.3	41.1	23

Numbers in (parentheses) indicate field goal was made.



**Wofford Football**  
**Wofford College Overall Individual Statistics (as of Oct 29, 2016)**  
**All games**



All Purpose	g	rush	rcv	pr	kr	ir	total	avg/g
Lorenzo Long	8	888	0	0	0	0	888	111.0
Will Gay	8	345	121	40	0	0	506	63.2
Lennox McAfee	8	189	19	11	25	0	244	30.5
Ostin McPherso	6	17	0	0	195	0	212	35.3
Ellis Pace	8	95	0	0	91	0	186	23.2
Chandler Gouge	8	0	175	0	0	0	175	21.9
Brad Butler	4	146	0	0	0	0	146	36.5
Hunter Windham	8	132	5	0	0	0	137	17.1
Cole Cleary	8	77	43	0	0	0	120	15.0
Brandon Goods	8	105	0	0	0	0	105	13.1
Blake Morgan	6	80	22	0	0	0	102	17.0
Nick Colvin	8	50	49	0	0	0	99	12.4
Andre Stoddard	5	95	0	0	0	0	95	19.0
Nick Ward	7	0	0	0	0	81	81	11.6
Jason Hill	8	0	61	0	0	0	61	7.6
Chase Nelson	6	57	0	0	0	0	57	9.5
R.J. Taylor	7	0	55	0	1	0	56	8.0
Mason Alstatt	8	0	0	0	0	54	54	6.8
Joe Newman	2	49	0	0	0	0	49	24.5
Dorian Lindsey	8	0	35	0	0	0	35	4.4
Luke Childress	7	34	0	0	0	0	34	4.9
Chris Martin	7	32	0	0	0	0	32	4.6
Dylan Young	8	0	0	0	0	28	28	3.5
David Howerton	8	0	0	22	0	0	22	2.8
Bryce Motes	7	0	18	0	0	0	18	2.6
D. Lemon	8	0	0	0	0	16	16	2.0
Jaleel Green	8	0	0	0	0	13	13	1.6
Armani Helligar	6	0	0	9	0	0	9	1.5
TEAM	5	-15	0	0	0	0	-15	-3.0
Total	8	2376	603	82	312	192	3565	445.6
Opponents	8	540	1546	4	417	13	2520	315.0



**Wofford Football**  
**Wofford College Overall Defensive Statistics (as of Oct 29, 2016)**  
**All games**



##	Defensive Leaders	gp	Tackles				Sacks	Pass defense			Fumbles		blkd	
			ua	a	tot	tfl/yds		int-yds	brup	qbh	rcv-yds	ff	kick	saf
42	D. Wilson	8	21	29	50	3.5-9	1.0-3	.	.	.	1-0	1	.	.
3	JoJo Tillery	8	24	14	38	1.5-7	1.0-6	.	.	.	.	1	.	.
11	Jaleel Green	8	25	12	37	1.5-3	.	2-13	4	.	.	2	.	.
24	Devin Watson	8	21	11	32	1.0-1	.	.	7	.	.	.	.	.
90	Miles Brown	8	15	14	29	6.5-19	2.0-12	.	1	.	.	.	.	.
31	Malik Rivera	8	15	10	25	2.0-3	.	.	1	.	.	.	.	.
92	Tyler Vaughn	8	15	9	24	7.5-47	5.0-39	.	.	1	.	.	.	.
45	Dylan Young	8	11	11	22	3.5-12	1.0-6	2-28	.	.	.	.	.	.
41	Jireh Wilson	8	12	9	21	2.5-10	.	.	.	.	.	.	.	.
4	Tyreik Lyles	8	11	8	19	2.5-17	1.5-15	.	1	1	.	.	.	.
15	George Gbese	7	17	2	19	1.0-2	.	.	7	.	.	.	.	.
46	John Patterson	7	8	11	19	2.5-10	1.0-9	.	.	.	.	.	.	.
8	Lincoln Stewart	7	7	10	17	1.0-11	1.0-11	.	.	.	.	.	.	.
9	Terrance Morris	6	9	6	15	4.0-22	3.0-20	.	.	.	.	.	.	.
21	Colton Clemons	8	8	6	14	1.0-1	.	.	.	.	.	.	.	.
27	D. Lemon	8	8	5	13	1.0-4	.	2-16	1	.	.	.	.	.
97	Mikel Horton	8	5	7	12	.	.	.	.	2	1-0	.	.	.
93	Chris Boudreaux	8	3	9	12	.	.	.	.	.	.	.	.	.
13	Mason Alstatt	8	5	5	10	0.5-4	.	1-54	.	.	1-0	.	.	.
6	Nick Ward	7	4	5	9	.	.	1-81	1	.	.	.	.	.
44	Daryl Vining	4	4	4	8	1.0-2	.	.	.	.	.	.	.	.
47	Billy Hinton	5	6	2	8	1.0-1	.	.	.	.	.	.	.	.
95	S. Cornellier	8	3	5	8	3.0-15	2.5-14	.	.	.	.	.	.	.
52	Boston Bryant	7	3	4	7	1.0-1	.	.	.	2	.	.	.	.
36	Weston Rountree	6	1	5	6	.	.	.	.	.	.	.	.	.
20	J. Williams	6	3	1	4	.	.	.	.	.	.	.	.	.
55	Thad Mangum	4	2	2	4	.	.	.	.	.	.	.	.	.
49	M. Sarafianos	4	2	1	3	.	.	.	.	.	.	.	.	.
99	Brandon Zmary	5	.	3	3	.	.	.	.	.	.	.	.	.
96	Brandon Curtis	5	3	.	3	2.0-10	1.0-4	.	.	.	.	.	.	.
40	Neil Monaghan	6	.	2	2	0.5-2	.	.	.	.	.	.	.	.
26	Graham Massey	4	.	2	2	.	.	.	.	.	.	.	.	.
14	David Marvin	8	1	1	2	.	.	.	.	.	.	.	.	.
71	Alex Nolan	2	1	.	1	.	.	.	.	.	.	.	.	.
16	Brad Butler	4	.	1	1	.	.	.	.	.	.	.	.	.
63	Ross Hammond	8	.	1	1	.	.	.	.	.	.	.	.	.
88	Armani Helligar	6	.	1	1	0.5-3	.	.	.	.	.	.	1	.
50	Roo Daniels	7	1	.	1	.	.	.	.	.	.	.	.	.
18	David Howerton	8	.	.	.	.	.	.	.	.	.	.	1	.
Total		8	274	228	502	52-216	20-139	8-192	23	6	3-0	4	2	.
Opponents		8	304	415	719	48-130	2-20	1-13	8	4	5-8	4	1	.