



**TABLE OF CONTENTS**

Table of Contents/ Schedule .....1  
 Interim Head Coach Royce Waltman .....2  
 Asst. Coaches Fred Andrews/Jesse McClung .....3  
 2007-08 Outlook .....4  
 2007-08 Roster .....5  
 Player Bios .....6-21  
 All-time Series Records .....21  
 Opponent Profiles .....22-25  
 2006-07 Recap and Stats .....26-28  
 GLVC Stats .....29  
 All-Time Indianapolis Coaches .....30  
 2007-08 GLVC Composite Schedule .....31  
 GLVC Preseason Poll .....32  
 All-Time GLVC Champions .....33-34  
 2,000-point Club .....35  
 Greyhounds Honors .....36-37  
 Career Records .....38-39  
 Season Records .....40-41  
 Year-by-Year Leaders .....42-43  
 Year-by-Year Results .....44-49  
 All-Time Letterwinners .....50  
 Greyhound Experience .....51  
 Greyhounds in the Pros .....52

**UNIVERSITY INFORMATION**

Location .....Indianapolis, Ind.  
 Founded .....1902  
 Enrollment .....4,300  
 Nickname .....Greyhounds  
 Colors .....Crimson & Grey  
 Affiliation .....NCAA II  
 Conference .....Great Lakes Valley Conference (GLVC)  
 President .....Dr. Beverley J. Pitts  
 Director of Athletics .....Dr. Sue Willey  
 Faculty Representative .....Dr. Lawrence Sondhaus  
 Head Athletic Trainer .....Ned Shannon

**COACHING STAFF**

Interim Head Coach .....Royce Waltman  
 Alma Mater .....Slippery Rock, '64  
 Career/School Record .....323-250 (20 seasons)/89-49 (5 seasons)  
 Assistant Coaches .....Fred Andrews, Jesse McClung

**TEAM INFORMATION**

Arena (capacity) .....Nicoson Hall (4,000)  
 2006-07 record .....13-13  
 2006-07 GLVC record (finish) .....9-10(5th GLVC East)  
 All-Time Record .....1,165-811 (.590)  
 Starters Returning/ Lost .....4/1  
 Letterwinners Returning/ Lost .....10/1

**2007-08 SCHEDULE**

11/1/2007 at Purdue (exh.) ..... 9:00 pm  
 11/5/2007 at Wright State (exh.) ..... 7:05 pm  
 11/15/2007 BRESCIA ..... 7:30 pm  
 11/19/2007 at Hillsdale ..... 7:00 pm  
 11/21/2007 at Saginaw Valley State ..... 7:00 pm  
 11/26/2007 FRANKLIN ..... 7:30 pm  
 11/29/2007 \*MISSOURI-ST. LOUIS ..... 7:30 pm  
 12/1/2007 \*MISSOURI-ROLLA ..... 3:00 pm  
 12/15/2007 vs. Lander ..... 3:30 pm  
 12/16/2007 at Queen's/W.V. State ..... 3:30/5:30 pm  
 12/28/2007 GRAND VALLEY STATE ..... 7:30 pm  
 12/30/2007 UMASS-LOWELL ..... 5:00 pm  
 1/3/2008 \*at Wisconsin-Parkside ..... 8:30 pm  
 1/5/2008 \*at Lewis ..... 8:45 pm  
 1/10/2008 \*NORTHERN KENTUCKY ..... 7:30 pm  
 1/12/2008 \*BELLARMINE ..... 7:30 pm  
 1/17/2008 \*at SIU-Edwardsville ..... 8:30 pm  
 1/19/2008 \*at Quincy ..... 4:15 pm  
 1/24/2008 \*ROCKHURST ..... 7:30 pm  
 1/26/2008 \*DRURY ..... 3:00 pm  
 2/2/2008 \*at Saint Joseph's ..... 4:00 pm  
 2/7/2008 \*at Kentucky Wesleyan ..... 8:30 pm  
 2/9/2008 \*at Southern Indiana ..... 4:15 pm  
 2/14/2008 \*at Bellarmine ..... 8:00 pm  
 2/16/2008 \*at Northern Kentucky ..... 7:00 pm  
 2/21/2008 \*LEWIS ..... 7:30 pm  
 2/23/2008 \*WISCONSIN-PARKSIDE ..... 3:00 pm  
 2/26/2008 \*SAINT JOSEPH'S ..... 7:30 pm  
 2/28/2008 \*KENTUCKY WESLEYAN ..... 7:30 pm  
 3/6/2008 GLVC Tournament at Roberts Stadium, Evansville, Ind.  
 Home games in ALL CAPS All times Eastern  
 \* GLVC contest

**UINDY SPORTS INFORMATION OFFICE**

1400 East Hanna Ave  
 Indianapolis, Ind. 46227  
 phone: 317-788-3494  
 fax: 317-788-3472  
 http://athletics.uindy.edu



**GREYHOUNDS ON RADIO:**  
 All Uindy basketball games are broadcast live on WICR-FM 88.7, the university's 30,000-watt station, and on-line at: wicr.uindy.edu.

Mitchell Wigness  
 Assistant Athletic Director  
 Sports Information  
 email: mwigness@uindy.edu



**GREYHOUNDS ON TV:**  
 Four Greyhound doubleheaders (Dec. 1, Jan. 12 & 26 and Feb. 28) will be broadcast on HomeTown 19 in Tipton and Hamilton counties and later aired on SkyTrak Network, a cable station that reaches homes in numerous counties in Indiana.


Ryan Thorpe  
 Assistant Sports  
 Information Director  
 email: thorper@uindy.edu

The 2007-08 University of Indianapolis Men's Basketball Media Guide is a production of the Greyhound Sports Information Office. The publication was written and compiled by Assistant Athletic Director for Sports Information Mitch Wigness and edited by Assistant Sports Information Director Ryan Thorpe and Sports Information Assistant Jackie Paquette. Photo credits to Malcom Fancher, Brian Drumm, Megan Komlanc, Dennis Banks.



**Royce Waltman**

**INTERIM HEAD COACH • 21ST SEASON OVERALL • 323-250 OVERALL RECORD**



**Waltman's File**

Second stint as Ulndy Head Coach

Alma Mater Slippery Rock ('64)  
Record at Ulndy 89-49 (.645)

**Coaching experience**

2006-07	Head Coach	Ind. State	13-18
2005-06	Head Coach	Ind. State	13-16
2004-05	Head Coach	Ind. State	11-20
2003-04	Head Coach	Ind. State	9-19
2002-03	Head Coach	Ind. State	7-24
2001-02	Head Coach	Ind. State	6-22
2000-01	Head Coach	Ind. State	22-12
1999-00	Head Coach	Ind. State	22-10
1998-99	Head Coach	Ind. State	15-12
1997-98	Head Coach	Ind. State	16-11
<b>TOTAL AT INDIANA STATE</b>			<b>134-164</b>

1996-97	Head Coach	Ulndy	23-5
1995-96	Head Coach	Ulndy	20-9
1994-95	Head Coach	Ulndy	16-11
1993-94	Head Coach	Ulndy	17-10
1992-93	Head Coach	Ulndy	13-14
<b>TOTAL AT INDIANAPOLIS</b>			<b>89-49</b>

1991-92	Head Coach	DePauw	20-7
1990-91	Head Coach	DePauw	20-7
1989-90	Head Coach	DePauw	24-7
1988-89	Head Coach	DePauw	18-8
1987-88	Head Coach	DePauw	18-8
<b>TOTAL AT DePAUW</b>			<b>100-37</b>
<b>NCAA HEAD COACH RECORD</b>			<b>323-250</b>

1986-87	Asst. Coach	Indiana	
1985-86	Asst. Coach	Indiana	
1984-85	Asst. Coach	Indiana	
1983-82	Asst. Coach	Indiana	
1982-81	Asst. Coach	Indiana	

1971-82	Head Coach	Bedford H.S. (Pa.)	
---------	------------	--------------------	--

Interim Head Coach Royce Waltman returns to a familiar role at the University of Indianapolis. When former head coach Todd Sturgeon stepped down just prior to the open of official practices, Waltman resurrected the role he held 10 years prior- head coach at Ulndy. Waltman came back to campus in July to serve as an assistant coach for the Greyhounds. But, when Sturgeon's announcement came so close to the season, Waltman was able to maintain stability of the program by stepping in as the interim head coach. Although it was not his mission when he came back to Ulndy this summer, Waltman now found himself in a familiar position, one that he relished after a sour parting with Indiana State after 10 seasons as the head of the Sycamore program.

ISU came calling after Coach Waltman led his Greyhounds to a phenomenal 1996-97 campaign, one of the best in Ulndy history. That season, Waltman elevated his program to one of the premier basketball teams at the NCAA Division II level. The Greyhounds earned an in-season number-one ranking, eventually finishing as the No. 3 ranked team in the nation. Indianapolis captured the GLVC title with a school-record 23-5 record. For the second year, Waltman was selected by his peers as the GLVC Coach-of-the-Year, winning 16 games in conference and posting the school's longest winning streak with 18 consecutive victories. Waltman's 1996-97 Greyhounds also established school records for best NCAA Division II season record (23- 5) and best NCAA Division II season winning percentage (.821), to name just a few.

It was the final year of a very successful five-year tenure at Ulndy that produced back-to-back NCAA tournament bids and a sparkling 89-49 record that put the Hounds back on the map nationally. Prior to the his arrival at Indianapolis, Waltman inherited a team that had a .327 winning percentage over the previous 14 seasons. By the time he was finished, Waltman had completely turned around the Greyhound program, compiling a winning percentage of .645, the second-best among Greyhound coaches all-time.

In his initial season at the helm of the Greyhounds, Waltman's squad posted the first winning season since the 1988 campaign, the most wins since 1972 and the most conference wins in school history. That season also saw Waltman lead Indianapolis to then-school records of eight GLVC victories and four GLVC road wins, the Greyhounds' first-ever win at Kentucky Wesleyan and the championship of the Peach Basket Classic. The following season his Greyhounds were nationally ranked for the first time in Division II, and he recorded back-to-back winning seasons for the first time in 23 years. In 1995-96 Waltman's squad received the school's first-ever NCAA Division II Tournament bid after finishing 20-8 in the regular season. Indianapolis recorded a school-record 14 wins in the Great Lakes Valley Conference, and Waltman was selected as the GLVC Coach of the Year. His team posted the school's first postseason win in 32 years, a 105-81 victory over Lake Superior State in the first round of the NCAA Division II tournament. It was the most points

(105) and largest margin of victory (24) ever in school postseason history. The Greyhounds were ranked 14th nationally at one point in the season.

He took his rebuilding approach to ISU following the 96-97 season and once again worked some magic. It took just three seasons as head coach at Indiana State University for Royce Waltman to return Sycamore basketball to the spotlight, attracting national attention unlike that since the 1978-79 team, led by Larry Bird, went to the NCAA Championship game. His efforts were rewarded by his being named as the 1999-2000 Missouri Valley Conference Coach Of The Year. As if an encore was needed, Waltman directed the 2000-01 Sycamores to their first MVC Tournament Championship since the 1978-79 campaign - leading Indiana State to consecutive NCAA Tournament appearances.

Not only were the wins piling up, but big ones to boot. His Sycamore teams were known for knocking off the "giants", besting Indiana three times in his tenure as well as taking out the likes of Purdue and Butler. During his decade on the Sycamores' sidelines, Waltman produced 14 All-MVC performers. In addition, 21 student-athletes have garnered MVC All-Academic plaudits. But Waltman is no stranger to the national spotlight, having spent his first five years in collegiate coaching as an assistant to Bob Knight at Indiana University. In those five seasons, the Hoosiers compiled a 116-41 mark, captured the 1987 National Championship, made four trips to the NCAA Tournament and one appearance in the NIT Finals.

Prior to his arrival at Indianapolis, Waltman was the head coach at DePauw University in Greencastle, Ind. During his five seasons at that Division III institution, Waltman compiled an overall record of 100-36. His 1989-90 squad captured the Indiana Collegiate Athletic Conference championship and was national runners-up. His teams were ranked number-one in the nation during both the 1988-89 and 1990-91 seasons. Waltman earned Indiana Collegiate Athletic Conference (ICAC) Coach of the Year honors in 1990 after leading the Tigers to the league championship. Waltman's 1991-92 team finished 20-7, making the school's third straight trip to the NCAA playoffs under his guidance. Waltman led the Tigers to their first-ever NCAA Division III number-one ranking in January of 1988, and his winning percentage of .730 is second in the school's history.

Waltman spent 15 years as head coach at Bedford High School in Bedford, Pa. prior to becoming a collegiate coach. During that tenure, he amassed an overall record of 276-110 and captured 11 league titles and seven district championships. A native of Ellerslie, Md., Waltman played on the freshman basketball squad at the University of Pittsburgh, then transferred to Slippery Rock, where he lettered in baseball. He graduated from Slippery Rock in 1964 with a degree in health and physical education. Waltman and his wife, Carole, have a daughter, Suzanne, a son, Kevin, and two grandchildren, Samuel and Lilly.



**Fred ANDREWS**

**Assistant Coach • 3rd season at Ulndy**



Fred Andrews, formerly of Indiana-Purdue Ft. Wayne, enters his third season as the Greyhounds' top assistant.

Andrews spent five seasons at IPFW and headed up the Mastodons' recruiting efforts. Andrews was also actively involved in scouting future opponents, scheduling, and academic development.

The Decatur, Ind., native is a graduate of Purdue University, where he was a student manager for four years. During that time, the Boilermakers won back-to-back Big 10 titles and went to three NCAA tournaments. Andrews earned a bachelor's degree in accounting.



Andrews began his coaching career as an assistant coach at Butler County Community College in El Dorado, Kan. In his only season at BCCC, the Grizzlies finished with a 32-5 record and captured the Jayhawk West Conference, the Region VIII Championship, and finished third in the NJCAA National Tournament.

Andrews also spent three seasons as an assistant at Wichita State University, helping to lead the Shockers to their first winning season in seven years. He also coached at Central Florida Community College in Ocala, Fla., helping lead the Patriots to a 21-7 record and a Mid-Florida Community College Championship.

**Andrews' File**

Alma Mater          Purdue

**Coaching experience**

2006-07	Asst. Coach	Indianapolis
2005-06	Asst. Coach	Indianapolis
2004-05	Asst. Coach	IPFW
2003-04	Asst. Coach	IPFW
2002-03	Asst. Coach	IPFW
2001-02	Asst. Coach	IPFW
2000-01	Asst. Coach	IPFW
	Asst. Coach	Wichita State
	Asst. Coach	Wichita State
	Asst. Coach	Wichita State
	Asst. Coach	Central Fla. CC
	Asst. Coach	Butler County CC

**Jesse McCLUNG**

**Assistant Coach • 1st season at Ulndy**



Jesse McClung begins his first season as an assistant coach after spending time helping the program last season. McClung spent time at Ball State and Barton Community College as an undergraduate before landing at Ulndy for his senior campaign.

The Indianapolis native played in 23 games and made 19 starts for the 2005-06 Greyhounds. He scored 11.5 points per game, second-most on the team. McClung led the team in scoring on eight different occasions in his senior season.





"Welcome back" could be the hip phrase uttered about the 2007-08 men's basketball squad. Not only do the Hounds return 10 letterwinners and four starters from last season, but they are led by a familiar face in Royce Waltman, the Ulndy head coach of a decade ago who's returned to campus as the team's Interim Head Coach.

Just two weeks prior to the official start of practice, then-head coach Todd Sturgeon announced his resignation, and Ulndy Director of Athletics Dr. Sue Willey needed to look no further than down the hall to summon Waltman to guide the team for the season. Waltman had just re-arrived on campus in an assistant coaching role in July, after a 10-year term as the head coach at NCAA Division I Indiana State. Now, three months later, he was thrust into leading the Hounds in his second stint at the school.

His motivation for returning to the school was to help a former player and assistant. Now, Waltman will look to re-track the program that he helped build. After a two-year hiatus from the NCAA tournament, the Hounds are once again eying a run in one of the country's toughest conferences.

Waltman knows what it takes to return a program to form, as witnessed by his earlier successes both here and at Indiana State. He has the luxury of numerous returning players and talent at all areas of the floor.

#### SENIORS

The senior class is four-deep, but only two were around the last time Ulndy made the NCAA tournament (2004-05). Justin Barnard and Reed Ludlow have aspirations of bringing the Hounds back to the dance. Barnard, who was the team's leading scorer in his sophomore season, averaged 10.7 points and 4.7 rebounds per contest last season. He is 143 points shy of 1,000 for his career and would become just the 35th Greyhound ever to achieve that mark.

Ludlow has seen his time steadily increase as his skills improve each year. The 6-foot-8 Ludlow did not play basketball until his junior year in high school, but has worked hard to shorten the learning curve. The post player was an impressive 77.8-percent free throw shooter last season, and did not miss a freebie after Dec. 21. He has starting experience and will be key to defending some of the top-notch posts that the GLVC has to offer.

DeAndre Brock, who transferred in from Spoon River Community College prior to last season, leads the bunch as the Hounds' leading scorer from a year ago. Brock impressed from the get-go, leading the Greyhounds in points in 20 of Ulndy's 26 games last season. The 6-2 guard earned All-GLVC honorable mention accolades after averaging 16.4 points per game as a junior.

Myron Jackson also transferred to Ulndy for his junior season, coming in from Bossier Parrish Community College in Louisiana. Jackson made seven starts while playing in every game last season. A tenacious defender, Jackson led the team in steals, averaging nearly one per game.

#### JUNIORS

Six juniors on the roster give Ulndy 10 upperclassmen on its 12-man roster. Three of the group have played at the NCAA Division I level before coming to Ulndy. The newest Greyhound is Donald Cloutier, an Indianapolis native who returns home after spending his first two seasons at Western Michigan. Cloutier helped Lawrence North to back-to-back state 4A titles as a prep. The 6-foot-7 Cloutier will provide mismatches on the perimeter with his size and ability to stroke the outside shot.

Two more D-I transfers include Tristan Rogers and Tyke Cockerham, both of whom transferred from Morehead State prior to last season. Rogers started 11 games last year and the junior showed star potential at times. His athleticism gives him the ability to make momentum-shifting plays.

Cockerham will compete to take over the full-time point guard gig after serving in mostly a reserve role last season. He did start eight of the final nine games last year with him and starting PG Scott Strahm seeing the floor at the same time. Cockerham averaged 4.1 point and 1.3 assists per contest last season and will be looked to fill the role left by Ulndy's lone loss to graduation.

Jordan Barnard returned from a year off to average nearly six points and three boards off-the-bench for the Hounds in '06-07. The 6-foot-6 perimeter shooter can cause havoc to opposing defenders by knocking down long-range shots.

Braxton Mills has posted solid numbers in his two seasons in a Greyhounds uniform. He enters the season already firmly entrenched in the Ulndy record books. The junior ranks third all-time in blocks and is already just 154 rebounds shy of 500 in his young career. His .578 career field goal percentage ranks sixth all-time at Ulndy. A two-year starter, Mills will be key in Ulndy's success this season.

#### UNDERCLASSMEN

Just one sophomore (Sebastian Moore) and freshman (Tyler Kitchel) dot the Greyhound roster, but each may figure into the mix early. Moore walked-on to the 2005-06 team by virtue of his relentless hustle and work ethic. After sustaining a season-ending injury last year, Moore will return to the hardwood upon the completion of the football season. Moore is a wide receiver and kick returner for the Greyhound gridders.

Kitchel comes in as a highly-touted recruit from Greenwood's Center Grove High School. The two-sport standout will play both hoops and baseball at Ulndy.

#### SCHEDULE

The Greyhounds once again open with a pair of NCAA Division I exhibition games. Ulndy travels to Purdue University on Nov. 1 for a battle with the Boilermakers before a return trip to Wright State on Nov. 5. The Raiders are led by former Ulndy assistant under Waltman, Brad Brownell. Ulndy hosts Brescia to open the regular season as part of six home games before the calendar hits 2008. Nine of 13 away from Nicoson Hall to start the new year will test the team's mettle, but the Hounds can rely on the final four at home against fellow GLVC East foes to wrap up the season.



**2007-08 Greyhounds**

*Front row (left to right):* Tristan Rogers, Tyke Cockerham, Tyler Kitchel, DeAndre Brock, Myron Jackson, Keith Radcliff, Interim Head Coach Royce Waltman.

*Back row:* Student Athletic Trainer, Assistant Athletic Trainer David Wolfe. Justin Barnard, Donald Cloutier, Reed Ludlow, Braxton Mills, Jordan Barnard, Assistant Coach Jesse McClung, Assistant Coach Fred Andrews.

#	Name	Pos.	Ht.	Wt.	Yr.	Hometown/High school/Previous
5	Tyke Cockerham *	G	6-1	175	Jr.	Indianapolis, Ind./Cathedral/Morehead St.
11	Tristan Rogers *	F	6-5	185	Jr.	Kokomo, Ind./Kokomo HS/Morehead St.
14	Keith Radcliff *	G	6-1	165	Jr.	Indianapolis, Ind./Cardinal Ritter/Lake Land
20	Jordan Barnard **	F	6-6	200	Jr.	Shelbyville, Ind./Waldron
22	Justin Barnard ***	F	6-6	200	Sr.	Shelbyville, Ind./Waldron
23	Myron Jackson *	G	6-1	180	Sr.	No. Litt. Rock, Ark./N.L. Rock HS/Bossier Parrish CC
25	Sebastian Moore *	G	5-9	155	So.	Indianapolis, Ind./Lawrence Central
30	Tyler Kitchel	G	6-2	195	Fr.	Greenwood, Ind./Center Grove
32	DeAndre Brock *	G	6-2	170	Sr.	Indianapolis, Ind./Warren Central/Spoon River CC
34	Reed Ludlow ***	C	6-8	235	Sr.	Bloomington, Ind./North
42	Braxton Mills **	F	6-6	200	Jr.	Indianapolis, Ind./Pike
44	Donald Cloutier	F	6-7	215	Jr.	Indianapolis, Ind./Lawrence North/Western Michigan

**Interim Head Coach:** Royce Waltman

**Assistant Coaches:** Fred Andrews, Jesse McClung


Roster by Class		Roster by Height		Roster A-Z		Pronunciation	
Sr	Justin Barnard	6-8	Reed Ludlow	20	Jordan Barnard	Cloutier	CLUE-tee-err
	DeAndre' Brock	6-7	Donald Cloutier	22	Justin Barnard	DeAndre'	Dee-AHN-dray
	Myron Jackson	6-6	Jordan Barnard	32	DeAndre' Brock	Kitchel	KITCH-ull
	Reed Ludlow		Justin Barnard	44	Donald Cloutier	Ludlow	LUDD-low
Jr	Jordan Barnard		Braxton Mills	5	Tyke Cockerham		
	Donald Cloutier	6-5	Tristan Rogers	23	Myron Jackson		
	Tyke Cockerham	6-2	DeAndre' Brock	30	Tyler Kitchel		
	Braxton Mills		Tyler Kitchel	34	Reed Ludlow		
	Keith Radcliff	6-1	Tyke Cockerham	42	Braxton Mills		
	Tristan Rogers		Myron Jackson	6	Sebastian Moore		
So	Sebastian Moore		Keith Radcliff	14	Keith Radcliff		
Fr	Tyler Kitchel	5-9	Sebastian Moore	11	Tristan Rogers		



**Justin BARNARD**

**F • 6-6 • 200 • SR.**

**SHELBYVILLE, IND./WALDRON**



- Has played in all but two games in his career at Ulndy
- Ranks third at Ulndy in career blocks (64)
- Needs just 143 points to join 1,000-point club
- 83 rebounds shy of 500 for his career
- 12th all-time at Ulndy in 3-pt FG made (93)

**2006-07:** Played in all 26 games, starting 21 ... averaged 10.7 ppg and 4.7 rpg ... had 15 games of double-digit point totals ... poured-in a season high 20 on 9-of-14 shooting in a win at Missouri-St. Louis (1/8/07) ... had a stretch of three straight games without a missed free throw, sinking 11 straight (Jan. 20-27) ... made a triple in eight consecutive contests to start the calendar year (Jan. 6-27) ... provided the winning points in a 56-55 win over then-#2 Southern Indiana, nailing a pair of free throws with just 1.7 seconds remaining (Dec. 9) ... led the team in scoring on five different occasions ... was the leading rebounder 10 different times ... finished second on the team in points (10.7), rebounds (4.7) and blocks (0.8).

**2005-06:** Named the team's MVP after a superb sophomore season ... team's leading scorer (15.6 ppg) and second-leading rebounder (6.1 rpg) ... ranked sixth in the Great Lakes Valley Conference in scoring and was the league's 11th-leading rebounder ... registered 1.04 blocks per game, eighth-best average in the GLVC ... played in 26 games, making 23 starts ... hit a team-high 52 three-pointers and led the squad with his .416 three-point field goal percentage ... led the team in scoring in 15 different contests ... scored a career-high 31 points and added a new career mark with 12 rebounds vs. Saint Augustine's (Dec. 29) ... hit 5 triples in back-to-back games, scoring 28 against Ferris State (Dec. 21) before his effort vs. Saint Augustine's ... etched new highs with six steals and four assists in win over Missouri-Rolla (Feb. 2) ... scored in double digits in all but seven games ... had eight games with 20+ points ... failed to make a three-pointer in just three games all season.

**2004-05:** Started in 20 games... averaged 6.2 points in 28 games played... lead team in rebounds with 4.9 per game... shot 81% from the line (30-37), good for second on the team with a minimum of 20 attempts... also shot a solid 40.5% from behind the arc (15-37) including 52% (13-25) in GLVC play... recorded first double-double with 12 points and 10 boards in a win verses Puerto Rico-Mayaguez (12/28/04)... scored a season-high 20 points while shooting 6-8 from long range and adding 7 boards in a win over SIU Edwardsville (2/24/05)... led the team in boards in 10 games...reached double digits in points seven times.

**High School:** Combined with twin brother Jordan to lead Waldron to 27-0 record and Indiana Class A state championship in 2003-04 for the school's first state title since 1927 . . . state finals co-MVP along with his brother . . . averaged 20.8 points and 10.5 rebounds for only undefeated team in the state and the ninth one in state history . . . school-record 49 points and 20 rebounds in semi-state victory over White River Valley and Butler recruit A.J. Graves . . . hit .632 from the field, .387 from three-point range, and .765 at the line . . . school-record 107 blocked shots (3.96 per game) . . . school record with 216 career blocks . . . AP all-state second team . . . Indiana North-South All-Star . . . Indianapolis Star South first-team . . . two-time all-conference and all-county . . . earned five letters in high school with three in basketball and two in cross country.

**Personal:** Seven minutes younger than his twin brother . . . father, Paul, has been AAU coach since grade school . . . received a letter from Dick and Tom Van Arsdale prior to state finals . . . enjoys fishing . . . born 1/25/86.

**Career Statistics**

Year	GP-GS	Min	FG-FGA	Pct	3FG-A	Pct	FT-FTA	Pct	Reb	Avg	PF	Ast	TO	Blk	Stl	Pts	Avg
2004-05	28-20	725	64-124	.516	15-37	.405	30-37	.811	136	4.9	53	23	23	17	21	173	6.2
2005-06	26-23	841	147-339	.434	52-125	.416	59-78	.756	158	6.1	53	34	55	27	27	405	15.6
2006-07	26-21	715	108-248	.435	26-83	.313	37-59	.627	123	4.7	61	36	47	20	16	279	10.7
<b>TOTAL</b>	<b>80-64</b>	<b>2281</b>	<b>319-711</b>	<b>.449</b>	<b>93-245</b>	<b>.380</b>	<b>126-174</b>	<b>.724</b>	<b>417</b>	<b>5.2</b>	<b>167</b>	<b>93</b>	<b>125</b>	<b>64</b>	<b>64</b>	<b>857</b>	<b>10.7</b>

**Career Highs**

<b>Points</b>	31 vs. Saint Augustine's (12/29/05)	<b>FG Made</b>	10 vs. Saint Augustine's (12/29/05)
<b>Rebounds</b>	12 twice, last at Northern Kentucky (2/9/06)	<b>3FG Made</b>	6 vs. SIU Edwardsville (2/24/05)
<b>Assists</b>	4 vs. Missouri-Rolla (2/2/06)	<b>FT Made</b>	7 vs. Ferris State (12/21/05)
<b>Steals</b>	6 vs. Missouri-Rolla (2/2/06)	<b>Minutes</b>	40 3x, last vs. Ky. Wesleyan (2/23/06)
<b>Blocks</b>	3 3x, last vs. Hillsdale (11/21/06)		

GREYHOUND ATHLETICS

2006-07

Opponent	Date	GS	Min	FG-FGA	Pct	3FG-A	Pct	FT-FTA	Pct	Off	Def	Tot	Avg	PF	FO	A	TO	Blk	Stl	Pts	Avg	
BRESCIA	11/15/06	*	13	1-4	.250	0-1	.000	0-1	.000	0	2	2	2.0	4	0	0	3	1	0	2	2.0	
HILLSDALE	11/21/06		22	3-4	.750	0-0	.000	0-0	.000	1	1	2	2.0	2	0	2	1	3	0	6	4.0	
at Missouri-Rolla	12/02/06		30	2-9	.222	0-2	.000	0-0	.000	3	3	6	3.3	1	0	2	3	1	1	4	4.0	
KENTUCKY WESLEYAN	12/07/06	*	28	4-7	.571	3-6	.500	3-4	.750	1	1	2	3.0	3	0	3	4	1	0	14	6.5	
SOUTHERN INDIANA	12/09/06	*	26	4-6	.667	1-3	.333	2-2	1.000	2	1	3	3.0	2	0	1	3	0	0	11	7.4	
SAGINAW VALLEY STATE	12/17/06	*	26	5-11	.455	0-3	.000	0-0	.000	0	5	5	3.3	1	0	1	1	0	1	10	7.8	
vs Ferris State	12/20/06	*	31	4-6	.667	0-1	.000	0-0	.000	1	3	4	3.4	1	0	3	2	0	0	8	7.9	
at Wayne State	12/21/06	*	33	4-11	.364	0-2	.000	3-4	.750	1	4	5	3.6	3	0	1	2	1	1	11	8.3	
at Hawai'i Pacific	12/29/06	*	17	1-6	.167	1-5	.200	2-2	1.000	3	1	4	3.7	3	0	0	2	0	0	5	7.9	
at Chaminade	12/30/06	*	28	7-13	.538	0-3	.000	2-5	.400	1	5	6	3.9	4	0	3	0	0	0	16	8.7	
at Saint Joseph's	01/06/07		32	4-10	.400	1-2	.500	0-1	.000	1	9	10	4.5	2	0	0	1	0	0	9	8.7	
at Missouri-St. Louis	01/08/07	*	28	9-14	.643	2-5	.400	0-0	.000	1	8	9	4.8	1	0	0	2	1	0	20	9.7	
at Rockhurst	01/11/07	*	28	3-9	.333	2-4	.500	0-4	.000	0	6	6	4.9	4	0	1	1	0	1	8	9.5	
at Drury	01/13/07	*	27	3-6	.500	2-3	.667	3-4	.750	1	5	6	5.0	2	0	3	0	0	0	11	9.6	
QUINCY	01/18/07	*	26	3-7	.429	1-2	.500	1-2	.500	0	4	4	4.9	5	1	0	3	1	0	8	9.5	
SIUE	01/20/07	*	32	5-11	.455	2-5	.400	4-4	1.000	1	2	3	4.8	3	0	1	2	0	0	16	9.9	
at Northern Kentucky	01/25/07	*	26	5-12	.417	1-5	.200	1-1	1.000	1	4	5	4.8	0	0	2	3	2	1	12	10.1	
at Bellarmine	01/27/07	*	32	5-13	.385	2-4	.500	6-6	1.000	0	5	5	4.8	1	0	2	0	0	1	18	10.5	
LEWIS	02/01/07	*	29	5-11	.455	0-3	.000	2-4	.500	1	5	6	4.9	0	0	3	1	2	0	12	10.6	
UW-PARKSIDE	02/03/07	*	31	3-10	.300	0-2	.000	0-0	.000	0	3	3	4.8	2	0	0	3	1	2	6	10.4	
at Kentucky Wesleyan	02/10/07	*	32	4-12	.333	1-5	.200	0-0	.000	2	3	5	4.8	4	0	2	2	0	1	9	10.3	
at UW-Parkside	02/15/07	*	30	3-7	.429	1-1	1.000	4-6	.667	1	3	4	4.8	4	0	3	3	2	2	11	10.3	
at Lewis	02/17/07	*	29	5-15	.333	3-4	.750	0-2	.000	2	3	5	4.8	3	0	1	1	2	0	13	10.4	
SAINT JOSEPH'S	02/19/07	*	23	1-7	.143	0-3	.000	0-2	.000	0	1	1	4.6	2	0	0	3	1	1	2	10.1	
BELLARMINE	02/22/07		29	8-13	.615	2-4	.500	0-0	.000	2	7	9	4.8	2	0	0	0	0	1	18	10.4	
NORTHERN KENTUCKY	02/24/07		27	7-14	.500	1-5	.200	4-5	.800	2	1	3	4.7	2	0	2	1	1	3	19	10.7	
<b>Totals</b>			<b>21</b>	<b>715</b>	<b>108-248</b>	<b>.435</b>	<b>26-83</b>	<b>.313</b>	<b>37-59</b>	<b>.627</b>	<b>28</b>	<b>95</b>	<b>123</b>	<b>4.7</b>	<b>61</b>	<b>1</b>	<b>36</b>	<b>47</b>	<b>20</b>	<b>16</b>	<b>279</b>	<b>10.7</b>

2005-06

Opponent	Date	GS	Min	FG-FGA	Pct	3FG-A	Pct	FT-FTA	Pct	Off	Def	Tot	Avg	PF	FO	A	TO	Blk	Stl	Pts	Avg	
at Hillsdale College	11/22/05		24	4-7	.571	1-2	.500	0-0	.000	2	4	6	6.0	2	0	0	3	2	1	9	9.0	
at Wisconsin-Parkside	12/01/05		30	6-9	.667	4-4	1.000	0-0	.000	0	6	6	6.0	3	0	0	2	0	1	16	12.5	
at LEWIS	12/03/05		32	5-15	.333	0-4	.000	5-5	1.000	2	5	7	6.3	1	0	2	3	1	1	15	13.3	
NORTHERN KENTUCKY	12/06/05	*	16	2-2	1.000	0-0	.000	0-1	.000	0	1	1	5.0	4	0	0	0	2	0	4	11.0	
at Grand Valley State	12/17/05	*	34	1-10	.100	1-3	.333	2-4	.500	1	6	7	5.4	1	0	1	4	2	1	5	9.8	
WAYNE STATE	12/20/05	*	33	6-13	.462	2-5	.400	2-4	.500	2	3	5	5.3	1	0	2	2	2	0	16	10.8	
FERRIS STATE	12/21/05	*	40	8-15	.533	5-9	.556	7-9	.778	2	2	4	5.1	3	0	3	2	0	1	28	13.3	
vs Saint Augustine's	12/29/05	*	38	10-21	.476	5-10	.500	6-6	1.000	3	9	12	6.0	2	0	0	4	0	0	31	15.5	
vs Loyola (NO)	12/30/05	*	27	3-13	.231	1-4	.250	0-0	.000	0	7	7	6.1	1	0	0	0	3	1	7	14.6	
at Quincy University	01/05/06	*	34	6-18	.333	3-5	.600	3-4	.750	1	3	4	5.9	1	0	1	1	2	0	18	14.9	
at SIU Edwardsville	01/07/06	*	36	5-8	.625	1-3	.333	4-5	.800	1	4	5	5.8	1	0	1	1	1	0	15	14.9	
DRURY	01/12/06	*	33	7-12	.583	4-6	.667	2-3	.667	0	6	6	5.8	4	0	0	6	1	1	20	15.3	
ROCKHURST	01/14/06	*	40	9-23	.391	0-6	.000	6-7	.857	5	4	9	6.1	1	0	0	1	0	2	24	16.0	
OAKLAND CITY	01/18/06	*	34	8-16	.500	4-6	.667	2-3	.667	2	5	7	6.1	4	0	2	1	0	0	22	16.4	
SAINT JOSEPH'S	01/21/06	*	35	7-14	.500	1-4	.250	4-6	.667	0	9	9	6.3	1	0	1	1	1	0	19	16.6	
BELLARMINE	01/24/06	*	36	6-18	.333	1-6	.167	1-1	1.000	1	4	5	6.3	4	0	3	2	1	0	14	16.4	
at Southern Indiana	01/26/06	*	25	3-7	.429	2-3	.667	2-2	1.000	0	4	4	6.1	2	0	2	3	1	1	10	16.1	
at Kentucky Wesleyan	01/28/06	*	23	3-12	.250	1-6	.167	4-4	1.000	0	2	2	5.9	0	0	3	3	0	0	11	15.8	
MISSOURI-ROLLA	02/02/06	*	30	3-11	.273	1-5	.200	2-4	.500	0	2	2	5.7	2	0	4	2	1	6	9	15.4	
MISSOURI-ST. LOUIS	02/04/06	*	33	3-8	.375	2-4	.500	0-0	.000	1	6	7	5.8	3	0	3	3	1	1	8	15.1	
at Northern Kentucky	02/09/06	*	37	9-15	.600	1-3	.333	0-0	.000	0	12	12	6.0	2	0	2	1	1	3	19	15.2	
at Bellarmine University	02/11/06	*	38	8-17	.471	2-7	.286	3-5	.600	3	6	9	6.2	2	0	2	1	1	1	21	15.5	
LEWIS	02/16/06	*	37	8-13	.615	4-6	.667	2-2	1.000	2	7	9	6.3	2	0	0	3	2	1	22	15.8	
WISCONSIN-PARKSIDE	02/18/06	*	28	6-16	.375	1-4	.250	0-0	.000	1	1	2	6.1	3	0	1	3	0	3	13	15.7	
at Saint Joseph's	02/21/06	*	28	2-9	.222	1-3	.333	0-0	.000	0	4	4	6.0	1	0	0	0	0	1	5	15.2	
KENTUCKY WESLEYAN	02/23/06	*	40	9-17	.529	4-7	.571	2-3	.667	1	6	7	6.1	2	0	1	3	2	1	24	15.6	
<b>Totals</b>			<b>23</b>	<b>841</b>	<b>147-339</b>	<b>.434</b>	<b>52-125</b>	<b>.416</b>	<b>59-78</b>	<b>.756</b>	<b>30</b>	<b>128</b>	<b>158</b>	<b>6.1</b>	<b>53</b>	<b>0</b>	<b>34</b>	<b>55</b>	<b>27</b>	<b>27</b>	<b>405</b>	<b>15.6</b>

2004-05

Opponent	Date	GS	Min	FG-FGA	Pct	3FG-A	Pct	FT-FTA	Pct	Off	Def	Tot	Avg	PF	FO	A	TO	Blk	Stl	Pts	Avg
ILLINOIS-SPRINGFIELD	11/21/04		22	3-5	.600	0-0	.000	0-0	.000	3	5	8	8.0	4	0	0	2	3	1	6	6.0
at Southern Indiana	11/26/04	*	24	1-5	.200	0-0	.000	0-0	.000	3	0	3	5.5	1	0	0	0	0	1	2	4.0
at Kentucky Wesleyan	11/28/04		15	1-1	1.000	1-1	1.000	0-0	.000	2	3	5	5.3	4	0	1	1	0	0	3	3.7
NORTHERN KENTUCKY	12/2/04		20	2-6	.333	0-2	.000	0-0	.000	3	2	5	5.3	3	0	0	2	1	1	4	3.8
at Oakland City	12/4/04	*	30	2-4	.500	0-0	.000	2-3	.667	2	3	5	5.2	1	0	1	2	0	1	6	4.2
WISCONSIN-PARKSIDE	12/09/04		14	0-2	.000	0-0	.000	0-0	.000	1	1	2	4.7	2	0	0	1	1	0	0	3.5
LEWIS	12/11/04		25	2-6	.333	1-1	1.000	2-2	1.000	0	2	2	4.3	2	0	0	0	1	0	7	4.0
vs Wayne State	12/20/04		13	0-1	.000	0-0	.000	0-0	.000	0	2	2	4.0	1	0	1	1	0	1	0	3.5
at Ferris State	12/21/04	*	34	5-7	.714	1-2	.500	0-0	.000	1	5	6	4.2	2	0	1	0	0	0	11	4.3
P.R.-MAYAGUEZ	12/28/04	*	23	6-10	.600	0-2	.000	0-0	.000	2	8	10	4.8	2	0	1	3	0	0	12	5.1
GRAND VALLEY STATE	12/30/04	*	35	2-6	.333	0-4	.000	3-3	1.000	0	3	3	4.6	1	0	1	0	0	1	7	5.3
HILLSDALE	1/2/05	*	36	4-10	.400	0-1	.000	4-4	1.000	1	5	6	4.8	0	0	0	1	2	0	12	5.8
at Quincy	1/6/05	*	15	2-4	.500	0-1	.000	0-0	.000	1	3	4	4.7	4	0	0	2	0	0	2	4.7
at Missouri-St. Louis	1/8/05	*	22	1-2	.500	0-1	.000	0-0	.000	0	3	3	4.6	2	0	1	0	0	1	2	5.4
KENTUCKY WESLEYAN	1/13/05	*	24	2-4	.500	0-1	.000	0-1	.000	3	1	4	4.5	1							



**DeAndre' BROCK**

**G • 6-2 • SR.**

**INDIANAPOLIS/WARREN CENTRAL/SPOON RIVER CC**

*-Returning leading scorer from 06-07 (16.4) & 2006-07 All-GLVC honorable mention*

**2006-07:** Played in all 26 games, starting in 22 ... averaged a team-high 16.4 ppg ... scoring average was ninth-highest in GLVC ... led the team in scoring in 20 of 26 contests ... team was 2-4 in games that he was not the leading scorer ... made 59 triples on the season, easily the best on the team ... that total was 9th-most per game (2.27) in the league ... scored in double digits in all but three games ... seven of his point totals reached the 20s ... made all 10 of his free throw tries en route to a career-best 26 points in a win at Kentucky Wesleyan (2/10/07) ... etched his first double-double in a 16-point, 11-rebound performance at Bellarmine (1/27/07) ... his .835 free throw percentage ranked ninth in the conference ... knocked down at least one triple in his first 22 games in a Greyhound uniform ... had six games with four treys made ... made a grand debut, scoring 19 points, including the game-winning bucket in a 56-54 win over Brescia in the season opener ... was named the GLVC Player of the Week on Jan. 22 after averaging 21.5 points in wins over nationally-ranked Quincy and SIU Edwardsville (Jan. 18 & 20).

**2005-06:** Played at Spoon River Community College. **2004-05:** Played at John Wood Community College (Ill.).

**High School:** Earned two varsity letters in basketball at Warren Central High School ... averaged 13 points per game as a junior ... named co-MVP and broke records for single game and season 3-pointers made as a junior ... tallied 20 ppg as a senior ... became all-time leader in 3-pointers made in a career, season and game ... ranks second all-time in free-throw percentage at Warren Central ... was all-county and all-conference ... named the team's MVP as a senior. **Personal:** A computer science major ... son of Carole and Levoy Brock ... born 4/15/86.

**2006-07**

Opponent	Date	GS	Min	FG-FGA	Pct	3FG-A	Pct	FT-FTA	Pct	Off	Def	Tot	Avg	PF	FO	A	TO	Blk	Stl	Pts	Avg	
BRESCIA	11/15/06	*	27	7-15	.467	3-7	.429	2-2	1.000	0	2	2	2.0	0	0	1	3	0	1	19	19.0	
HILLSDALE	11/21/06	*	25	4-8	.500	2-4	.500	0-2	.000	0	0	0	1.0	2	0	1	1	0	1	10	14.5	
at Missouri-Rolla	12/02/06	*	21	6-12	.500	4-8	.500	7-8	.875	0	5	5	2.3	3	0	2	2	0	1	23	17.3	
KENTUCKY WESLEYAN	12/07/06	*	33	6-12	.500	2-7	.286	2-2	1.000	1	5	6	3.3	1	0	0	3	0	1	16	17.0	
SOUTHERN INDIANA	12/09/06	*	25	4-12	.333	2-8	.250	4-5	.800	0	3	3	3.2	2	0	0	2	0	0	14	16.4	
SAGINAW VALLEY STATE	12/17/06	*	27	4-6	.667	1-2	.500	5-8	.625	1	5	6	3.7	0	0	0	0	1	0	14	16.0	
vs Ferris State	12/20/06	*	32	5-12	.417	3-7	.429	8-8	1.000	0	6	6	4.0	2	0	2	3	0	0	21	16.7	
at Wayne State	12/21/06	*	31	8-16	.500	3-6	.500	2-2	1.000	2	2	4	4.0	2	0	3	2	2	2	21	17.3	
at Hawai'i Pacific	12/29/06	*	32	6-16	.375	4-11	.364	7-9	.778	2	2	4	4.0	1	0	1	1	0	2	23	17.9	
at Chaminade	12/30/06	*	28	6-11	.545	4-7	.571	2-2	1.000	0	2	2	3.8	4	0	2	4	0	2	18	17.9	
at Saint Joseph's	01/06/07	*	38	5-14	.357	2-8	.250	0-0	.000	2	6	8	4.2	1	0	4	1	1	2	12	17.4	
at Missouri-St. Louis	01/08/07	*	33	5-10	.500	1-4	.250	6-7	.857	0	3	3	4.1	3	0	0	3	0	0	17	17.3	
at Rockhurst	01/11/07	*	29	2-7	.286	1-4	.250	4-6	.667	0	3	3	4.0	3	0	1	1	0	0	9	16.7	
at Drury	01/13/07	*	33	4-12	.333	3-8	.375	8-10	.800	1	2	3	3.9	3	0	4	3	0	3	19	16.9	
QUINCY	01/18/07	*	35	7-13	.538	4-6	.667	7-7	1.000	2	2	4	3.9	0	0	3	1	1	0	25	17.4	
SIUE	01/20/07	*	33	6-12	.500	1-4	.250	5-8	.625	3	3	6	4.1	1	0	0	2	0	0	18	17.4	
at Northern Kentucky	01/25/07	*	32	4-13	.308	2-8	.250	4-4	1.000	1	2	3	4.0	2	0	1	3	0	0	14	17.2	
at Bellarmine	01/27/07	*	31	6-14	.429	1-5	.200	3-4	.750	2	9	11	4.4	3	0	1	2	0	0	16	17.2	
LEWIS	02/01/07	*	33	2-13	.154	1-8	.125	7-8	.875	2	2	4	4.4	2	0	0	3	0	2	12	16.9	
UW-PARKSIDE	02/03/07	*	35	7-14	.500	2-7	.286	1-2	.500	2	7	9	4.6	1	0	3	1	0	1	17	16.9	
at Kentucky Wesleyan	02/10/07	*	30	6-13	.462	4-6	.667	10-10	1.000	0	3	3	4.5	2	0	2	4	0	0	26	17.3	
at UW-Parkside	02/15/07	*	32	4-13	.308	3-7	.429	3-3	1.000	1	4	5	4.5	3	0	1	1	0	1	14	17.2	
at Lewis	02/17/07	*	16	2-6	.333	0-1	.000	0-0	.000	1	2	3	4.5	0	0	0	1	0	1	4	16.6	
SAINT JOSEPH'S	02/19/07	*	30	5-10	.500	0-4	.000	2-3	.667	3	4	7	4.6	0	0	1	2	0	1	12	16.4	
BELLARMINE	02/22/07	*	29	7-12	.583	4-7	.571	7-7	1.000	0	1	1	4.4	1	0	1	1	0	0	25	16.8	
NORTHERN KENTUCKY	02/24/07	*	32	3-13	.231	2-5	.400	0-0	.000	1	4	5	4.5	5	1	1	3	0	2	8	16.4	
<b>Totals</b>			<b>22</b>	<b>782</b>	<b>131-309</b>	<b>.424</b>	<b>59-159</b>	<b>.371</b>	<b>106-127</b>	<b>.835</b>	<b>27</b>	<b>89</b>	<b>116</b>	<b>4.5</b>	<b>47</b>	<b>1</b>	<b>35</b>	<b>53</b>	<b>5</b>	<b>23</b>	<b>427</b>	<b>16.4</b>

**Career Statistics at Ulndy**

Year	GP-GS	Min	FG-FGA	Pct	3FG-A	Pct	FT-FTA	Pct	Reb	Avg	PF	Ast	TO	Blk	Stl	Pts	Avg
2006-07	26-22	782	131-309	.424	59-159	.371	106-127	.835	116	4.5	47	35	53	5	23	427	16.4
<b>TOTALS</b>	<b>26-22</b>	<b>782</b>	<b>131-309</b>	<b>.424</b>	<b>59-159</b>	<b>.371</b>	<b>106-127</b>	<b>.835</b>	<b>116</b>	<b>4.5</b>	<b>47</b>	<b>35</b>	<b>53</b>	<b>5</b>	<b>23</b>	<b>427</b>	<b>16.4</b>

**Career Highs**

<b>Points</b>	26	at Kentucky Wesleyan (2/10/07)	<b>FG Made</b>	8	at Wayne State (12/21/06)
<b>Rebounds</b>	11	at Bellarmine (1/27/07)	<b>3FG Made</b>	4	6x, last vs. Bellarmine (2/22/07)
<b>Assists</b>	4	twice, last at Drury (1/13/07)	<b>FT Made</b>	10	at Kentucky Wesleyan (2/10/07)
<b>Steals</b>	3	at Drury (1/13/07)	<b>Minutes</b>	38	at Saint Joseph's (1/6/07)
<b>Blocks</b>	2	at Wayne State (12/21/06)			




**Myron JACKSON**

**23**

**G • 6-1 • SR.**

**NORTH LITTLE ROCK, ARK./BOSSIER PARISH CC**



**2006-07:** 2006-07: Played in all 26 games, making seven starts ... hit a pair of triples and scored a season-high 10 points at Wayne State (12/21/06) ... led team in steals (25) ... had back-to-back games with three steals (Jan. 18 & 20) ... hit two treys and had two steals in just nine minutes at Missouri-Rolla (12/2/06) ... handed out three assists in the season-opening win over Brescia (11/15/06).

**2005-06:** Played at Bossier Parish Community College

**2004-05:** Played at Bossier Parish Community College

**High School:** Earned three letters in basketball at North Little Rock High School ... named all-conference in each season as a prep ... earned all-state honors in junior and senior campaigns ... Team MVP in his final two seasons ... a McDonald's All-America nominee ... named MVP of the Red Devil Classic, Battle of the Border, Jamming for Jackets and Arkansas All-Star Games ... averaged 18 points, 5 rebounds and 4 assists per game as a senior .. was an Arkansas Scholar.

**Personal:** A communications major ... born 8/13/86 ... son of Myron Sr. and Joani Jackson.

**2006-07**

Opponent	Date	GS	Min	FG-FGA	Pct	3FG-A	Pct	FT-FTA	Pct	Off	Def	Tot	Avg	PF	FO	A	TO	Blk	Stl	Pts
BRESCIA	11/15/06	*	23	0-2	.000	0-0	.000	0-0	.000	1	1	2	2.0	1	0	3	0	0	2	0
HILLSDALE	11/21/06	*	14	0-3	.000	0-1	.000	0-0	.000	0	1	1	1.5	1	0	0	1	0	0	0
at Missouri-Rolla	12/02/06		9	2-2	1.000	2-2	1.000	0-0	.000	0	0	0	1.0	3	0	0	0	0	2	6
KENTUCKY WESLEYAN	12/07/06		11	0-3	.000	0-1	.000	0-0	.000	1	1	2	1.3	0	0	0	0	0	0	0
SOUTHERN INDIANA	12/09/06		13	2-2	1.000	1-1	1.000	0-0	.000	0	1	1	1.2	1	0	1	1	0	1	5
SAGINAW VALLEY STATE	12/17/06		12	0-3	.000	0-1	.000	0-0	.000	1	0	1	1.2	2	0	0	0	0	0	0
vs Ferris State	12/20/06		9	1-2	.500	0-1	.000	0-0	.000	0	0	0	1.0	1	0	1	1	0	0	2
at Wayne State	12/21/06		17	3-6	.500	2-4	.500	2-2	1.000	1	0	1	1.0	2	0	0	1	0	2	10
at Hawai'i Pacific	12/29/06		18	1-2	.500	0-1	.000	0-0	.000	1	1	2	1.1	4	0	2	2	0	1	2
at Chaminade	12/30/06		19	1-3	.333	1-3	.333	0-0	.000	1	1	2	1.2	1	0	0	1	0	2	3
at Saint Joseph's	01/06/07		10	0-2	.000	0-1	.000	0-0	.000	1	0	1	1.2	2	0	0	0	0	1	0
at Missouri-St. Louis	01/08/07	*	21	0-2	.000	0-1	.000	2-2	1.000	0	0	0	1.1	3	0	0	0	0	2	2
at Rockhurst	01/11/07		9	0-1	.000	0-1	.000	0-0	.000	0	2	2	1.2	1	0	0	1	0	1	0
at Drury	01/13/07		4	0-0	.000	0-0	.000	0-0	.000	0	1	1	1.1	0	0	0	0	0	0	0
QUINCY	01/18/07		12	0-3	.000	0-1	.000	0-0	.000	0	2	2	1.2	2	0	2	0	0	3	0
SIUE	01/20/07		15	2-3	.667	1-1	1.000	0-0	.000	1	1	2	1.3	3	0	0	0	0	3	5
at Northern Kentucky	01/25/07	*	16	0-2	.000	0-1	.000	0-0	.000	0	2	2	1.3	1	0	0	0	1	0	0
at Bellarmine	01/27/07		10	0-2	.000	0-1	.000	0-0	.000	0	2	2	1.3	1	0	0	0	0	0	0
LEWIS	02/01/07		6	0-1	.000	0-1	.000	0-0	.000	0	1	1	1.3	0	0	0	0	0	0	0
UW-PARKSIDE	02/03/07		16	1-2	.500	1-1	1.000	0-0	.000	1	0	1	1.3	1	0	2	0	0	0	3
at Kentucky Wesleyan	02/10/07	*	11	0-2	.000	0-1	.000	0-0	.000	0	1	1	1.3	0	0	0	0	0	0	0
at UW-Parkside	02/15/07	*	21	2-3	.667	0-1	.000	2-4	.500	0	3	3	1.4	0	0	1	0	0	0	6
at Lewis	02/17/07	*	13	0-2	.000	0-1	.000	0-0	.000	2	0	2	1.4	3	0	1	0	0	2	0
SAINT JOSEPH'S	02/19/07		3	0-1	.000	0-1	.000	0-0	.000	0	0	0	1.3	0	0	0	0	0	0	0
BELLARMIN	02/22/07		11	1-1	1.000	0-0	.000	0-0	.000	0	1	1	1.3	2	0	1	1	0	2	2
NORTHERN KENTUCKY	02/24/07		10	0-1	.000	0-1	.000	0-0	.000	0	0	0	1.3	2	0	1	0	0	1	0
<b>Totals</b>		<b>7</b>	<b>333</b>	<b>16-56</b>	<b>.286</b>	<b>8-29</b>	<b>.276</b>	<b>6-8</b>	<b>.750</b>	<b>11</b>	<b>22</b>	<b>33</b>	<b>1.3</b>	<b>37</b>	<b>0</b>	<b>15</b>	<b>9</b>	<b>1</b>	<b>25</b>	<b>46</b>

**Career Statistics at Ulndy**

Year	GP-GS	Min	FG-FGA	Pct	3FG-A	Pct	FT-FTA	Pct	Reb	Avg	PF	Ast	TO	Blk	Stl	Pts	Avg
2006-07	26-7	333	16-56	.286	8-29	.276	6-8	.750	33	1.3	37	15	9	1	25	46	1.8
<b>TOTALS</b>	<b>26-7</b>	<b>333</b>	<b>16-56</b>	<b>.286</b>	<b>8-29</b>	<b>.276</b>	<b>6-8</b>	<b>.750</b>	<b>33</b>	<b>1.3</b>	<b>37</b>	<b>15</b>	<b>9</b>	<b>1</b>	<b>25</b>	<b>46</b>	<b>1.8</b>

**Career Highs**

<b>Points</b>	10	at Wayne State (12/21/06)	<b>FG Made</b>	3	at Wayne State (12/21/06)
<b>Rebounds</b>	3	at UW-Parkside (2/15/07)	<b>3FG Made</b>	2	2x, last at Wayne State (12/21/06)
<b>Assists</b>	3	vs. Brescia (11/15/06)	<b>FT Made</b>	2	3x, last at UW-Parkside (2/15/07)
<b>Steals</b>	3	2x, last vs. SIUE (1/20/07)	<b>Minutes</b>	23	vs. Brescia (11/15/06)
<b>Blocks</b>	1	at Northern Kentucky (1/25/07)			




34

Reed LUDLOW

C • 6-8 • 235 • JR.

BLOOMINGTON, IND./NORTH



**2006-07:** Started six games and played in every contest ... was an impressive 77.8 % free throw shooter, and did not miss a freebie after Dec. 21 ... had eight points and eight boards in the opener (11/15/06), both season highs ... had a steal in each of the last four games of the season ... tallied seven points and four offensive rebounds in just 11 minutes of work against Saint Joseph's (2/19/07).

**2005-06:** Played in all 27 games and made three starts ... had a career-high 7 rebounds on two different occasions (Jan. 18 and Feb. 11) ... scored a career-best 14 points vs. Bellarmine (Jan. 24) ... was 5-of-7 from the floor and made all four foul shots in that game ... his 74 rebounds were third-most on the team ... shared the team-high in rebounds in two different games ... had 8 points, 3 rebounds and 2 assists in team's win over Loyola (Dec. 30).

**2004-05:** Played in 18 games... tallied five points, four rebounds and a block in the first of five starts.

**High School:** Helped Bloomington North to a 20-5 record and a berth in the 2004 state Class 4A Final Four ... team was knocked out by eventual state champion Lawrence North ... "Player of the Game" after leading his team past rival Bloomington South in the sectional semifinal ... recorded a key dunk and an ensuing free throw for a three-point play in the final 1:30 of that contest ... also "Player of the Game" in regional victory over Northview ... did not play competitive basketball until the summer following his junior year ... played hockey from age six until his junior year of high school, when he required surgery that forced him to give up the sport ... helped his high school hockey team to the state finals with a game-winning goal with one second remaining ... played right wing and center in hockey ... earned six letters in basketball (1), baseball (2), and hockey (3) ... team captain in baseball as a senior and hockey as a junior.

**High School Coach:** Tom McKinney.

**Personal:** Entrepreneurship major who plans to own a business ... born 10/4/85.

Career Statistics

Year	GP-GS	Min	FG-FGA	Pct	3FG-A	Pct	FT-FTA	Pct	Reb	Avg	PF	Ast	TO	Blk	Stl	Pts	Avg
2004-05	18-5	113	7-15	.467	0-0	.000	6-13	.462	18	1.0	16	1	5	3	2	20	1.1
2005-06	27-3	373	35-72	.486	0-2	.000	14-24	.583	74	2.7	52	11	16	1	10	84	3.1
2006-07	26-6	217	23-49	.469	0-0	.000	14-18	.778	58	2.2	32	4	13	4	9	60	2.3
<b>TOTAL</b>	<b>71-14</b>	<b>757</b>	<b>65-136</b>	<b>.478</b>	<b>0-2</b>	<b>.000</b>	<b>34-55</b>	<b>.618</b>	<b>150</b>	<b>2.1</b>	<b>100</b>	<b>16</b>	<b>34</b>	<b>8</b>	<b>21</b>	<b>164</b>	<b>2.3</b>

Career Highs

<b>Points</b>	14 vs. Bellarmine (1/24/06)	<b>FG Made</b>	5 vs. Bellarmine (1/24/06)
<b>Rebounds</b>	8 vs. Brescia (11/15/06)	<b>3FG Made</b>	---
<b>Assists</b>	2 vs. Loyola (12/30/06)	<b>FT Made</b>	5 vs. Bellarmine (1/24/06)
<b>Steals</b>	2 vs. Missouri-Rolla (02/02/06)	<b>Minutes</b>	30 vs. Oakland City (1/18/06)
<b>Blocks</b>	1 4x, last at Quincy (1/5/06)		



## 2006-07

Opponent	Date	GS	Min	FG-FGA	Pct	3FG-A	Pct	FT-FTA	Pct	Off	Def	Tot	Avg	PF	FO	A	TO	Blk	Stl	Pts	Avg
BRESCIA	11/15/06	*	23	3-4	.750	0-0	.000	2-2	1.000	2	6	8	8.0	1	0	0	0	0	0	8	8.0
HILLSDALE	11/21/06	*	13	1-2	.500	0-0	.000	4-4	1.000	3	1	4	6.0	0	0	0	0	1	0	6	7.0
at Missouri-Rolla	12/02/06	*	10	1-2	.500	0-0	.000	0-2	.000	3	1	4	5.3	4	0	0	1	0	0	2	5.3
KENTUCKY WESLEYAN	12/07/06		5	0-0	.000	0-0	.000	0-0	.000	1	0	1	4.3	2	0	0	0	0	1	0	4.0
SOUTHERN INDIANA	12/09/06		13	1-2	.500	0-0	.000	0-0	.000	0	4	4	4.2	2	0	1	2	0	1	2	3.6
SAGINAW VALLEY STATE	12/17/06		10	0-1	.000	0-0	.000	1-2	.500	0	1	1	3.7	1	0	0	1	1	1	1	3.2
vs Ferris State	12/20/06		9	0-2	.000	0-0	.000	0-0	.000	1	2	3	3.6	1	0	0	0	0	0	0	2.7
at Wayne State	12/21/06		13	2-2	1.000	0-0	.000	1-2	.500	1	2	3	3.5	2	0	0	0	0	1	5	3.0
at Hawai'i Pacific	12/29/06		11	1-3	.333	0-0	.000	0-0	.000	3	2	5	3.7	2	0	1	0	0	0	2	2.9
at Chaminade	12/30/06		16	0-1	.000	0-0	.000	0-0	.000	0	0	0	3.3	0	0	0	1	0	0	0	2.6
at Saint Joseph's	01/06/07	*	10	1-4	.250	0-0	.000	0-0	.000	0	3	3	3.3	1	0	0	1	0	0	2	2.5
at Missouri-St. Louis	01/08/07		9	1-1	1.000	0-0	.000	2-2	1.000	0	1	1	3.1	1	0	0	0	0	0	4	2.7
at Rockhurst	01/11/07		14	1-2	.500	0-0	.000	1-1	1.000	0	2	2	3.0	0	0	0	0	0	0	3	2.7
at Drury	01/13/07		7	1-1	1.000	0-0	.000	0-0	.000	0	0	0	2.8	0	0	0	0	0	0	2	2.6
QUINCY	01/18/07		13	1-1	1.000	0-0	.000	0-0	.000	1	2	3	2.8	0	0	0	0	0	0	2	2.6
SIUE	01/20/07		6	0-0	.000	0-0	.000	0-0	.000	0	1	1	2.7	2	0	0	1	0	0	0	2.4
at Northern Kentucky	01/25/07		12	1-3	.333	0-0	.000	2-2	1.000	0	1	1	2.6	0	0	1	1	0	0	4	2.5
at Bellarmine	01/27/07		5	0-1	.000	0-0	.000	0-0	.000	1	0	1	2.5	1	0	0	0	0	1	0	2.4
LEWIS	02/01/07		6	1-3	.333	0-0	.000	0-0	.000	1	0	1	2.4	0	0	0	0	0	0	2	2.4
UW-PARKSIDE	02/03/07		3	0-0	.000	0-0	.000	0-0	.000	0	0	0	2.3	0	0	0	0	0	0	0	2.3
at Kentucky Wesleyan	02/10/07		10	0-1	.000	0-0	.000	0-0	.000	1	1	2	2.3	0	0	0	0	1	0	0	2.1
at UW-Parkside	02/15/07		5	0-1	.000	0-0	.000	0-0	.000	0	0	0	2.2	0	0	0	0	0	0	0	2.0
at Lewis	02/17/07		6	1-1	1.000	0-0	.000	0-0	.000	0	1	1	2.1	1	0	0	2	0	1	2	2.0
SAINT JOSEPH'S	02/19/07		11	3-6	.500	0-0	.000	1-1	1.000	4	0	4	2.2	2	0	1	0	1	1	7	2.3
BELLARMINE	02/22/07	*	19	1-2	.500	0-0	.000	0-0	.000	3	1	4	2.3	5	1	0	2	0	1	2	2.2
NORTHERN KENTUCKY	2/24/07	*	12	2-3	.667	0-0	.000	0-0	.000	0	1	1	2.2	4	0	0	1	0	1	4	2.3
<b>Totals</b>		<b>6</b>	<b>271</b>	<b>23-49</b>	<b>.469</b>	<b>0-0</b>	<b>.000</b>	<b>14-18</b>	<b>.778</b>	<b>25</b>	<b>33</b>	<b>58</b>	<b>2.2</b>	<b>32</b>	<b>1</b>	<b>4</b>	<b>13</b>	<b>4</b>	<b>9</b>	<b>60</b>	<b>2.3</b>

## 2005-06

Opponent	Date	GS	Min	FG-FGA	Pct	3FG-A	Pct	FT-FTA	Pct	Off	Def	Tot	Avg	PF	FO	A	TO	Blk	Stl	Pts	Avg
at Illinois State	11/19/05		16	0-0	.000	0-0	.000	0-0	.000	0	5	5	5.0	0	0	0	0	0	1	0	0.0
at Hillsdale College	11/22/05		8	1-1	1.000	0-0	.000	0-0	.000	1	0	1	3.0	0	0	0	0	0	1	2	1.0
at Wisconsin-Parkside	12/01/05		12	0-1	.000	0-0	.000	0-0	.000	1	0	1	2.3	1	0	0	1	0	0	0	0.7
at LEWIS	12/03/05		7	1-3	.333	0-0	.000	0-0	.000	1	1	2	2.3	3	0	1	1	0	0	2	1.0
NORTHERN KENTUCKY	12/06/05		4	0-0	.000	0-0	.000	0-0	.000	0	1	1	2.0	1	0	0	1	0	0	0	0.8
at Grand Valley State	12/17/05	*	25	1-3	.333	0-0	.000	0-0	.000	0	2	2	2.0	4	0	0	0	0	0	2	1.0
WAYNE STATE	12/20/05	*	9	0-1	.000	0-0	.000	0-0	.000	1	0	1	1.9	1	0	0	0	0	0	0	0.9
FERRIS STATE	12/21/05		4	0-1	.000	0-0	.000	0-0	.000	0	0	0	1.6	0	0	1	0	0	0	0	0.8
vs Saint Augustine's	12/29/05		9	1-1	1.000	0-0	.000	0-0	.000	0	1	1	1.6	2	0	1	1	0	0	2	0.9
vs Loyola (NO)	12/30/05		15	4-6	.667	0-1	.000	0-2	.000	1	2	3	1.7	5	1	2	0	0	1	8	1.6
at Quincy University	01/05/06		10	0-3	.000	0-0	.000	2-2	1.000	3	1	4	1.9	1	0	0	0	1	0	2	1.6
at SIU Edwardsville	01/07/06		8	1-3	.333	0-0	.000	0-0	.000	0	4	4	2.1	0	0	1	1	0	0	2	1.7
DRURY	01/12/06		12	0-0	.000	0-0	.000	0-0	.000	0	3	3	2.2	3	0	1	0	0	1	0	1.5
ROCKHURST	01/14/06		6	0-0	.000	0-0	.000	0-0	.000	0	0	0	2.0	0	0	0	0	0	0	0	1.4
OAKLAND CITY	01/18/06		30	2-4	.500	0-0	.000	1-4	.250	2	5	7	2.3	4	0	0	0	0	0	5	1.7
SAINT JOSEPH'S	01/21/06	*	9	0-0	.000	0-0	.000	1-2	.500	2	1	3	2.4	3	0	1	1	0	0	1	1.6
BELLARMINE	01/24/06		19	5-7	.714	0-0	.000	4-4	1.000	2	2	4	2.5	2	0	1	1	0	0	14	2.4
at Southern Indiana	01/26/06		19	1-1	1.000	0-0	.000	3-4	.750	0	0	0	2.3	3	0	0	1	0	0	5	2.5
at Kentucky Wesleyan	01/28/06		19	4-7	.571	0-0	.000	0-1	.000	1	2	3	2.4	4	0	0	1	0	0	8	2.8
MISSOURI-ROLLA	02/02/06		19	2-8	.250	0-0	.000	0-1	.000	1	1	2	2.4	2	0	0	0	0	2	4	2.9
UMISSOURI-ST. LOUIS	02/04/06		14	1-2	.500	0-0	.000	2-2	1.000	1	1	2	2.3	1	0	1	1	0	0	4	2.9
at Northern Kentucky	02/09/06		12	2-3	.667	0-0	.000	0-0	.000	3	1	4	2.4	3	0	0	2	0	0	4	3.0
at Bellarmine University	02/11/06		16	1-3	.333	0-0	.000	0-0	.000	2	5	7	2.6	2	0	0	1	0	1	2	2.9
LEWIS	02/16/06		11	2-4	.500	0-0	.000	0-0	.000	2	3	5	2.7	1	0	0	1	0	0	4	3.0
WISCONSIN-PARKSIDE	02/18/06		16	2-3	.667	0-1	.000	1-1	1.000	1	3	4	2.8	2	0	0	0	0	1	5	3.0
at Saint Joseph's	02/21/06		24	4-6	.667	0-0	.000	0-1	.000	1	0	1	2.7	2	0	1	0	0	1	8	3.2
KENTUCKY WESLEYAN	02/23/06		20	0-1	.000	0-0	.000	0-0	.000	0	4	4	2.7	2	0	0	2	0	1	0	3.1
<b>Totals</b>		<b>3</b>	<b>373</b>	<b>35-72</b>	<b>.486</b>	<b>0-2</b>	<b>.000</b>	<b>14-24</b>	<b>.583</b>	<b>26</b>	<b>48</b>	<b>74</b>	<b>2.7</b>	<b>52</b>	<b>1</b>	<b>11</b>	<b>16</b>	<b>1</b>	<b>10</b>	<b>84</b>	<b>3.1</b>

## 2004-05

Opponent	Date	GS	Min	FG-FGA	Pct	3FG-A	Pct	FT-FTA	Pct	Off	Def	Tot	Avg	PF	FO	A	TO	Blk	Stl	Pts	Avg
ILLINOIS-SPRINGFIELD	11/21/04		1	0-0	.000	0-0	.000	0-0	.000	0	0	0	0.0	0	0	0	0	0	0	0	0.0
at Southern Indiana	11/26/04		3	1-2	.500	0-0	.000	2-2	1.000	1	0	1	0.5	0	0	0	0	1	1	4	2.0
at Kentucky Wesleyan	11/28/04		13	0-0	.000	0-0	.000	0-0	.000	0	0	0	0.3	1	0	0	0	0	0	0	1.3
NORTHERN KENTUCKY	12/02/04		2	0-0	.000	0-0	.000	0-0	.000	0	0	0	0.3	0	0	0	0	0	0	0	1.0
at Oakland City	12/04/04		5	0-1	.000	0-0	.000	0-0	.000	0	0	0	0.2	1	0	0	0	0	0	0	0.8
WISCONSIN-PARKSIDE	12/09/04		7	0-0	.000	0-0	.000	0-0	.000	0	1	1	0.3	1	0	0	0	0	0	0	0.7
LEWIS	12/11/04		3	0-0	.000	0-0	.000	0-0	.000	0	0	0	0.3	0	0	0	0	0	0	0	0.6
vs Wayne State	12/20/04		8	1-1	1.000	0-0	.000	0-0	.000	1	0	1	0.4	1	0	0	1	0	1	2	0.8
at Ferris State	12/21/04		4	0-0	.000	0-0	.000	0-0	.000	1	1	2	0.6	2	0	0	0	0	0	0	0.7
P.R.-MAYAGUEZ	12/28/04	*	22	2-3	.667	0-0	.000	1-2	.500	2	2	4	0.9	2	0	1	1	1	0	5	1.1
GRAND VALLEY STATE	12/30/04	*	10	0-2	.000	0-0	.000	0-0	.000	0	0	0	0.8	0	0	0	1	0	0	0	1.0
at Quincy	01/06/05		2	0-1	.000	0-0	.000	0-0	.000	1	0	1	0.8	0	0	0	0	0	0	0	0.9
at Missouri-St. Louis	01/08/05	*	12	1-2	.500	0-0	.000	0-3	.000	1	0	1	0.8	5	1	0	1	0	0	2	1.0
KENTUCKY WESLEYAN	01/13/05	*	3	0-0	.000	0-0	.000	1-2	.500	0	0	0	0.8	0	0	0	0	0	0	1	1.0
at Lewis University	01/27/05		3	1-2	.500																




**Jordan BARNARD**

**20**

**F • 6-6 • 200 • SO.**

**SHELBYVILLE, IND./ WALDRON H.S.**



**2006-07:** Returned from injury to play in 23 games, making three starts ... averaged 5.9 ppg and 3.0 rpg ... had two different stretches where he knocked down multiple three-pointers in four consecutive games (Dec. 20-30 & Feb. 1-15) ... hit three triples en route to a career-high 18 points in a win over Ferris State (12/20/06) ... had seven different games with double-digit totals in points.

**2005-06:** Redshirted after suffering season-ending injury ... played in just one game, scoring three points in the Nov. 22 game at Hillsdale.

**2004-05:** Appeared in all 29 games with his lone start coming in a win at Northern Kentucky ... was on the court 12.1 minutes per game while averaging 4.0 points and 1.8 rebounds per ... reached a season-high 12 points on three occasions, all three Greyhound victories ... 6-1 team record when scoring at least seven points.

**High School:** Combined with twin brother Justin to lead Waldron to a 27-0 record and Indiana Class A state championship in 2003-04 for the school's first state title since 1927 . . . state finals co-MVP along with his brother ...averaged team-high 22.9 points and 6.9 rebounds for only undefeated team in the state and the ninth one in state history ...school-record 84 treys on .431 shooting from beyond the arc ...shot .516 from the field and .753 at the line ...career-high 44 points in a game ...Indianapolis Star South first-team selection ...all-conference as a senior and all-county twice, earning county "Player of the Year" recognition once ...competed in Hoosier Basketball Magazine "Top 40 Workout" following senior year ...earned five letters in high school with three in basketball and two in cross country.

**High School Coach:** Jason Delaney.

**Personal:** Accounting major ...seven minutes older than his twin brother ... father, Paul, was his AAU coach since grade school ...received a letter from Dick and Tom Van Arsdale prior to state finals ...enjoys boating and fishing ...born 1/25/86.

**Career Statistics**

Year	GP-GS	Min	FG-FGA	Pct	3FG-A	Pct	FT-FTA	Pct	Reb	Avg	PF	Ast	TO	Blk	Stl	Pts	Avg
2004-05	29-1	355	43-98	.439	21-59	.356	8-12	.667	51	1.8	31	18	28	7	9	115	4.0
2005-06	1-0	17	1-4	.250	1-2	.500	0-0	.000	0	0.0	0	0	2	0	0	3	3.0
2006-07	23-2	396	48-125	.384	23-63	.365	16-34	.471	68	3.0	33	28	30	6	11	135	5.9
<b>TOTAL</b>	<b>53-4</b>	<b>768</b>	<b>92-227</b>	<b>.405</b>	<b>45-124</b>	<b>.363</b>	<b>24-46</b>	<b>.522</b>	<b>119</b>	<b>2.2</b>	<b>64</b>	<b>46</b>	<b>60</b>	<b>13</b>	<b>20</b>	<b>253</b>	<b>4.8</b>

**Career Highs**

<b>Points</b>	18 vs. Ferris State (12/20/06)	<b>FG Made</b>	6 vs. Ferris State (12/20/06)
<b>Rebounds</b>	8 at Bellarmine (2/10/05)	<b>3FG Made</b>	3 2x, last vs. Lewis (2/1/07)
<b>Assists</b>	4 vs. Puerto Rico-Mayaguez (12/28/04)	<b>FT Made</b>	5 vs. SIUE (1/20/07)
<b>Steals</b>	2 6x, last vs. Lewis (2/1/07)	<b>Minutes</b>	34 at UW-Parkside (2/15/07)
<b>Blocks</b>	2 3x, last at Wayne State (12/21/06)		



## 2006-07

Opponent	Date	GS	Min	FG-FGA	Pct	3FG-A	Pct	FT-FTA	Pct	Off	Def	Tot	Avg	PF	FO	A	TO	Blk	Stl	Pts	Avg
BRESCIA	11/15/06	15	0-3	.000	0-2	.000	0-0	.000	0	2	2	2.0	3	0	1	0	0	0	0	0	0.0
at Missouri-Rolla	12/02/06	6	2-3	.667	1-1	1.000	0-0	.000	1	2	3	2.5	0	0	2	0	0	0	0	5	2.5
KENTUCKY WESLEYAN	12/07/06	3	1-1	1.000	0-0	.000	0-0	.000	1	0	1	2.0	0	0	0	1	0	0	0	2	2.3
SOUTHERN INDIANA	12/09/06	14	1-3	.333	1-3	.333	0-0	.000	0	1	1	1.8	1	0	2	1	1	0	0	3	2.5
SAGINAW VALLEY STATE	12/17/06	14	1-2	.500	0-1	.000	0-0	.000	0	1	1	1.6	0	0	0	2	1	0	0	2	2.4
vs Ferris State	12/20/06	14	6-9	.667	3-5	.600	3-4	.750	1	4	5	2.2	1	0	1	1	0	0	0	18	5.0
at Wayne State	12/21/06	25	3-6	.500	2-4	.500	0-2	.000	2	5	7	2.9	2	0	0	1	2	0	0	8	5.4
at Hawai'i Pacific	12/29/06	25	4-9	.444	2-4	.500	0-3	.000	1	3	4	3.0	0	0	1	3	0	1	10	6.0	
at Chaminade	12/30/06	23	5-11	.455	2-6	.333	1-3	.333	1	5	6	3.3	2	0	3	1	0	2	13	6.8	
at Saint Joseph's	01/06/07	*	16	-2-8	.250	0-1	.000	0-2	.000	1	3	4	3.4	1	0	0	2	0	1	4	6.5
at Missouri-St. Louis	01/08/07	14	0-5	.000	0-2	.000	0-0	.000	1	0	1	3.2	1	0	1	3	0	0	0	0	5.9
at Rockhurst	01/11/07	12	0-3	.000	0-1	.000	0-0	.000	0	0	0	2.9	2	0	1	0	0	0	0	0	5.4
at Drury	01/13/07	16	0-0	.000	0-0	.000	1-2	.500	0	4	4	3.0	2	0	0	1	0	2	1	5.1	
QUINCY	01/18/07	16	2-6	.333	1-2	.500	1-2	.500	0	2	2	2.9	4	0	1	3	1	1	6	5.1	
SIUE	01/20/07	29	2-5	.400	1-4	.250	5-6	.833	1	2	3	2.9	2	0	3	1	0	1	10	5.5	
at Northern Kentucky	01/25/07	14	1-6	.167	0-2	.000	0-0	.000	0	6	6	3.1	1	0	1	0	0	0	2	5.3	
at Bellarmine	01/27/07	19	3-6	.500	1-2	.500	1-2	.500	0	1	1	3.0	0	0	1	0	0	0	8	5.4	
LEWIS	02/01/07	18	4-7	.571	3-6	.500	0-1	.000	0	2	2	2.9	1	0	1	2	0	2	11	5.7	
UW-PARKSIDE	02/03/07	13	2-4	.500	2-4	.500	0-0	.000	0	2	2	2.9	2	0	1	1	1	0	6	5.7	
at Kentucky Wesleyan	02/10/07	*	21	4-7	.571	2-4	.500	2-2	1.000	2	1	3	2.9	2	0	2	2	0	0	12	6.1
at UW-Parkside	02/15/07	*	34	4-11	.364	2-5	.400	0-1	.000	0	3	3	2.9	3	0	2	4	0	0	10	6.2
at Lewis	02/17/07	21	1-7	.143	0-2	.000	2-2	1.000	1	4	5	3.0	1	0	2	1	0	0	4	6.1	
SAINT JOSEPH'S	02/19/07	14	0-3	.000	0-2	.000	0-2	.000	0	2	2	3.0	2	0	2	0	0	1	0	5.9	
<b>Totals</b>		<b>3</b>	<b>396</b>	<b>48-125</b>	<b>.384</b>	<b>23-63</b>	<b>.365</b>	<b>16-34</b>	<b>.471</b>	<b>13</b>	<b>55</b>	<b>68</b>	<b>3.0</b>	<b>33</b>	<b>0</b>	<b>28</b>	<b>30</b>	<b>6</b>	<b>11</b>	<b>135</b>	<b>5.9</b>

## 2005-06

Opponent	Date	GS	Min	FG-FGA	Pct	3FG-A	Pct	FT-FTA	Pct	Off	Def	Tot	Avg	PF	FO	A	TO	Blk	Stl	Pts	Avg
at Hillsdale College	11/22/05	--	17	1-4	.250	1-2	.500	0-0	.000	0	0	0	0.0	0	0	0	2	0	0	3	3.0
<b>Totals</b>		<b>0</b>	<b>17</b>	<b>1-4</b>	<b>.250</b>	<b>1-2</b>	<b>.500</b>	<b>0-0</b>	<b>.000</b>	<b>0</b>	<b>0</b>	<b>0</b>	<b>0.0</b>	<b>0</b>	<b>0</b>	<b>0</b>	<b>2</b>	<b>0</b>	<b>0</b>	<b>3</b>	<b>3.0</b>

## 2004-05

Opponent	Date	GS	Min	FG-FGA	Pct	3FG-A	Pct	FT-FTA	Pct	Off	Def	Tot	Avg	PF	FO	A	TO	Blk	Stl	Pts	Avg
ILLINOIS-SPRINGFIELD	11/21/04	7	1-2	.500	1-2	.500	0-0	.000	0	0	0	0.0	2	0	0	2	0	0	0	3	3.0
at Southern Indiana	11/26/04	3	1-1	1.000	1-1	1.000	0-0	.000	0	0	0	0.0	0	0	0	0	0	0	0	3	3.0
at Kentucky Wesleyan	11/28/04	16	0-4	.000	0-4	.000	0-0	.000	0	2	2	0.7	0	0	0	0	0	0	2	0	2.0
NORTHERN KENTUCKY	12/2/04	2	2-4	.500	1-2	.500	0-1	.000	0	0	0	0.5	1	0	0	0	0	0	0	5	2.8
at Oakland City	12/4/04	8	0-3	.000	0-3	.000	0-0	.000	1	0	1	0.6	1	0	1	0	0	0	0	0	2.2
WISCONSIN-PARKSIDE	12/09/04	7	0-2	.000	0-2	.000	0-0	.000	0	1	1	0.7	0	0	0	0	0	0	0	0	1.8
LEWIS	12/11/04	8	1-1	1.000	0-0	.000	0-0	.000	0	0	0	0.6	1	0	0	1	0	0	0	2	1.9
vs Wayne State	12/20/04	4	0-0	.000	0-0	.000	0-0	.000	0	1	1	0.6	1	0	0	1	0	0	0	0	1.6
at Ferris State	12/21/04	9	1-2	.500	1-2	.500	0-0	.000	0	1	1	0.7	0	0	0	1	0	0	0	3	1.8
P.R.-MAYAGUEZ	12/28/04	23	1-4	.250	1-3	.333	3-4	.750	0	2	2	0.8	1	0	4	3	1	1	6	2.2	
GRAND VALLEY STATE	12/30/04	19	5-7	.714	1-3	.333	1-1	1.000	1	3	4	1.1	3	0	0	0	0	0	0	12	3.1
HILLSDALE	1/2/05	28	5-8	.625	2-4	.500	0-0	.000	2	2	4	1.3	1	0	0	3	0	1	12	3.8	
at Quincy	1/6/05	14	1-3	.333	1-2	.500	0-0	.000	1	1	2	1.4	1	0	0	1	0	0	0	3	3.8
at Missouri-St. Louis	1/8/05	13	3-4	.750	1-2	.500	0-0	.000	0	1	1	1.4	2	0	0	2	1	0	7	4.0	
KENTUCKY WESLEYAN	1/13/05	12	2-5	.400	2-3	.667	0-0	.000	1	1	2	1.4	1	0	0	1	0	1	6	4.1	
BELLARMINE	1/15/05	12	3-3	1.000	2-2	1.000	0-0	.000	0	3	3	1.5	0	0	3	1	0	0	8	4.4	
SAINT JOSEPH'S	1/22/05	11	0-1	.000	0-1	.000	0-0	.000	0	3	3	1.6	1	0	1	0	0	0	0	4.1	
at Lewis University	1/27/05	17	1-4	.250	1-4	.250	0-1	.000	0	3	3	1.7	1	0	3	2	0	0	3	4.1	
at SIU Edwardsville	1/29/05	13	1-2	.500	0-0	.000	2-2	1.000	1	2	3	1.7	0	0	1	2	0	0	4	4.1	
MISSOURI-ST. LOUIS	2/3/05	18	5-9	.556	2-4	.500	0-0	.000	0	0	0	1.7	1	0	1	0	1	0	12	4.5	
SOUTHERN INDIANA	2/5/05	8	0-3	.000	0-3	.000	0-0	.000	0	0	0	1.6	0	0	0	0	0	0	0	4.2	
at Bellarmine University	2/10/05	28	3-9	.333	1-3	.333	2-2	1.000	2	6	8	1.9	3	0	0	1	2	2	9	4.5	
at Northern Kentucky	2/12/05	*	15	1-2	.500	1-1	1.000	0-0	.000	0	0	0	1.8	4	0	0	1	0	2	3	4.4
at Saint Joseph's	2/17/05	7	1-2	.500	0-1	.000	0-0	.000	0	1	1	1.8	0	0	1	1	0	0	2	4.3	
at Wisconsin-Parkside	2/19/05	22	4-6	.667	1-1	1.000	0-1	.000	1	5	6	1.9	4	0	2	1	0	0	9	4.5	
SIU EDWARDSVILLE	2/24/05	9	1-4	.250	1-3	.333	0-0	.000	0	2	2	1.9	1	0	0	1	2	0	3	4.4	
QUINCY UNIVERSITY	2/26/05	6	0-2	.000	0-2	.000	0-0	.000	0	0	0	1.9	0	0	1	1	0	0	0	4.3	
vs Northern Kentucky	3/3/05	4	0-0	.000	0-0	.000	0-0	.000	0	0	0	1.8	1	0	0	0	0	0	0	4.1	
vs Ferris State #	3/12/05	12	0-1	.000	0-1	.000	0-0	.000	0	1	1	1.8	0	0	0	2	0	0	0	4.0	
<b>Totals</b>		<b>1</b>	<b>355</b>	<b>43-98</b>	<b>.439</b>	<b>21-59</b>	<b>.356</b>	<b>8-12</b>	<b>.667</b>	<b>10</b>	<b>41</b>	<b>51</b>	<b>1.8</b>	<b>31</b>	<b>0</b>	<b>18</b>	<b>28</b>	<b>7</b>	<b>9</b>	<b>115</b>	<b>4.0</b>




**Donald CLOUTIER**

**44**

**F • 6-7 • 215 • JR.**

**INDIANAPOLIS, IND./LAWRENCE NORTH/WESTERN MICHIGAN**



**2006-07:** Played in 13 games at Western Michigan University ... made 3-of-10 three-points shots in limited play ... garnered seven steals in just 72 minutes of action ... scored a career-high eight points vs. Illinois State (12/16/06) ... had a career-best three steals vs. Pitt (11/12/06).

**2005-06:** Played in 21 games and made one start for the Broncos ... averaged just under a point per game and had 12 total rebounds on the season.

**High School:** Three-year letterwinner at Lawrence North ... contributed as both a starter and reserve while helping the Wildcats to back-to-back 4A state championships ... prepped on the same high school squad as NBA draftees Greg Oden and Mike Conley ... averaged 8.7 points on 55.6 percent shooting and 4.9 rebounds his senior year ... contributed 4.2 points and 2.8 rebounds his junior year ... program posted 52-4 overall record during his final two seasons ... played for the Indy Heat AAU team, one of the best in the nation ... captured numerous tourney titles around the country.

**Personal:** Son of Thomas and Kathy Cloutier ... has one brother, Alan ... majoring in business.

**Career Statistics at WMU**

Year	GP-GS	Min	FG-FGA	Pct	3FG-A	Pct	FT-FTA	Pct	Reb	Avg	PF	Ast	TO	Blk	Stl	Pts	Avg
2005-06	21-1	103	5-20	.250	2-12	.167	5-7	.714	12	0.6	15	0	1	2	2	17	0.8
2006-07	13-0	72	4-14	.286	3-10	.300	4-4	1.000	13	1.0	11	6	6	0	7	15	1.2
<b>TOTAL</b>	<b>34-1</b>	<b>175</b>	<b>9-34</b>	<b>.265</b>	<b>5-22</b>	<b>.227</b>	<b>9-11</b>	<b>.818</b>	<b>25</b>	<b>0.7</b>	<b>26</b>	<b>6</b>	<b>7</b>	<b>2</b>	<b>9</b>	<b>32</b>	<b>0.9</b>

**Career Highs**

<b>Points</b>	8 vs. Illinois State (12/16/06)	<b>FG Made</b>	2 vs. Illinois State (12/16/06)
<b>Rebounds</b>	3 twice, last vs. Culver-Stockton (1/2/07)	<b>3FG Made</b>	2 vs. Illinois State (12/16/06)
<b>Assists</b>	2 at Indiana (12/20/06)	<b>FT Made</b>	2 3x, last at Eastern Michigan (2/22/07)
<b>Steals</b>	3 vs. Pittsburgh (11/12/06)	<b>Minutes</b>	17 at Ohio (1/4/06)
<b>Blocks</b>	1 twice, last at Ohio (1/4/06)		



**Tyke COCKERHAM**

**5**

**G • 6-1 • SO.**

**INDIANAPOLIS/CATHEDRAL/ MOREHEAD ST.**



**2006-07:** Made a dozen starts and played in all 26 games ... started eight of the final nine games ... came off the bench and hit all four of his shots from the floor and a pair of free throws to etch a season-high 10 points against Saint Joseph's (2/19/07) ... dished out six assists at Lewis (2/27/07).

**2005-06:** Played at Morehead State (Ky.) ... started 10 games and averaged 6 points and 3 rebounds per game ... recorded a double-double in his first conference game (18 pts. and 11 assists) ... was a teammate of Tristan Rogers.

**High School:** Five-time letterwinner ... earned three letters in basketball and two more in track and field (high and long jump) ... two-time all-city honoree ... named an East/West All-Star as a senior ... member of Top 40 in Indiana as well ... Team MVP ... All-State Second Team in Track as a senior ... placed second in long jump at city finals ... won first place in high jump in the city.

**Personal:** A sports management major ... born 12/20/85 ... son of Donald and Carol Cockerham ... an Honor Roll student (3.1 GPA) while at Morehead State.

**2006-07**

Opponent	Date	GS	Min	FG-FGA	Pct	3FG-A	Pct	FT-FTA	Pct	Off	Def	Tot	Avg	PF	FO	A	TO	Blk	Stl	Pts
BRESCIA	11/15/06	*	31	3-8	.375	1-3	.333	0-0	.000	0	0	0	0.0	3	0	2	3	0	2	7
HILLSDALE	11/21/06	*	29	4-10	.400	0-2	.000	0-2	.000	0	3	3	1.5	2	0	3	2	0	1	8
at Missouri-Rolla	12/02/06	*	21	2-8	.250	0-2	.000	0-1	.000	1	2	3	2.0	1	0	2	2	0	1	4
KENTUCKY WESLEYAN	12/07/06		11	1-1	1.000	1-1	1.000	0-0	.000	0	3	3	2.3	3	0	1	1	0	0	3
SOUTHERN INDIANA	12/09/06		19	2-4	.500	0-2	.000	0-0	.000	0	0	0	1.8	2	0	1	1	0	1	4
SAGINAW VALLEY STATE	12/17/06		9	2-3	.667	0-1	.000	2-2	1.000	1	1	2	1.8	3	0	0	2	0	0	6
vs Ferris State	12/20/06		11	0-1	.000	0-0	.000	0-0	.000	0	0	0	1.6	2	0	0	1	0	0	0
at Wayne State	12/21/06		12	0-1	.000	0-1	.000	0-0	.000	0	1	1	1.5	4	0	0	1	0	0	0
at Hawai'i Pacific	12/29/06		15	0-4	.000	0-2	.000	0-0	.000	0	1	1	1.4	2	0	1	0	0	0	0
at Chaminade	12/30/06		17	0-3	.000	0-0	.000	2-2	1.000	0	3	3	1.6	1	0	0	0	0	0	2
at Saint Joseph's	01/06/07	*	14	0-1	.000	0-0	.000	2-2	1.000	0	0	0	1.5	0	0	1	1	0	0	2
at Missouri-St. Louis	01/08/07		8	0-3	.000	0-0	.000	0-1	.000	1	0	1	1.4	2	0	0	1	0	1	0
at Rockhurst	01/11/07		13	1-4	.250	0-1	.000	0-0	.000	0	0	0	1.3	0	0	0	3	0	1	2
at Drury	01/13/07		19	3-4	.750	0-0	.000	0-0	.000	0	0	0	1.2	2	0	2	1	0	1	6
QUINCY	01/18/07		17	3-5	.600	0-1	.000	0-0	.000	0	2	2	1.3	2	0	1	2	0	1	6
SIUE	01/20/07		5	0-0	.000	0-0	.000	0-0	.000	0	0	0	1.2	0	0	1	1	0	0	0
at Northern Kentucky	01/25/07		23	2-3	.667	0-0	.000	0-0	.000	1	4	5	1.4	4	0	0	3	0	0	4
at Bellarmine	01/27/07	*	24	3-4	.750	0-0	.000	0-2	.000	0	0	0	1.3	4	0	2	1	0	3	6
LEWIS	02/01/07	*	18	1-3	.333	1-1	1.000	0-0	.000	1	0	1	1.3	1	0	3	0	0	1	3
UW-PARKSIDE	02/03/07	*	5	0-1	.000	0-0	.000	0-0	.000	0	0	0	1.3	1	0	0	2	0	0	0
at Kentucky Wesleyan	02/10/07	*	19	1-3	.333	0-1	.000	0-0	.000	2	0	2	1.3	0	0	2	0	0	0	2
at UW-Parkside	02/15/07	*	23	3-4	.750	0-0	.000	1-2	.500	1	2	3	1.4	3	0	2	0	0	0	7
at Lewis	02/17/07	*	25	2-7	.286	0-2	.000	4-4	1.000	0	2	2	1.4	1	0	6	0	0	3	8
SAINT JOSEPH'S	02/19/07		23	4-4	1.000	0-0	.000	2-2	1.000	1	1	2	1.4	5	1	3	3	0	1	10
BELLARMINE	02/22/07	*	22	3-6	.500	0-0	.000	2-4	.500	0	0	0	1.4	1	0	1	2	0	2	8
NORTHERN KENTUCKY	02/24/07	*	27	2-5	.400	0-0	.000	4-6	.667	0	0	0	1.3	4	0	2	0	0	2	8
<b>Totals</b>			<b>12</b>	<b>460</b>	<b>42-100</b>	<b>.420</b>	<b>3-20</b>	<b>.150</b>	<b>19-30</b>	<b>.633</b>	<b>9</b>	<b>25</b>	<b>34</b>	<b>1.3</b>	<b>53</b>	<b>1</b>	<b>36</b>	<b>33</b>	<b>0</b>	<b>21</b>

**Career Statistics at Ulndy**

Year	GP-GS	Min	FG-FGA	Pct	3FG-A	Pct	FT-FTA	Pct	Reb	Avg	PF	Ast	TO	Blk	Stl	Pts	Avg
2006-07	26-12	460	42-100	.420	3-20	.150	19-30	.633	34	1.3	53	36	33	0	21	106	4.1
<b>TOTALS</b>	<b>26-12</b>	<b>460</b>	<b>42-100</b>	<b>.420</b>	<b>3-20</b>	<b>.150</b>	<b>19-30</b>	<b>.633</b>	<b>34</b>	<b>1.3</b>	<b>53</b>	<b>36</b>	<b>33</b>	<b>0</b>	<b>21</b>	<b>106</b>	<b>4.1</b>

**Career Highs**


<b>Points</b>	10	vs. Saint Joseph's (2/19/07)	<b>FG Made</b>	4	2x, last vs. Saint Joseph's (2/19/07)
<b>Rebounds</b>	5	at Northern Kentucky (1/25/07)	<b>3FG Made</b>	1	3x, last vs. Lewis (2/1/07)
<b>Assists</b>	6	at Lewis (2/17/07)	<b>FT Made</b>	4	2x, last vs. Northern Kentucky (2/24/07)
<b>Steals</b>	3	2x, last at Lewis (2/17/07)	<b>Minutes</b>	31	vs. Brescia (11/15/06)
<b>Blocks</b>	----				



**Braxton MILLS**

F • 6-6 • 200 • JR.

INDIANAPOLIS, IND./PIKE



- Already ranks third all-time in blocks at Ulndy (86)
- Needs 31 blocks to pass record-holder Doug Stahly (1989-93) in blocks
- Needs 154 rebounds for 500 in his young career
- .578 career field goal percentage ranks sixth all-time at Ulndy

**2006-07:** Started 22 of 26 games played ... scored in every game ... recorded four double-doubles, including a 16-point, 12-rebound effort at Hawai'i Pacific ... had nine offensive rebounds in that contest ... notched a season-high 18 points on 8-of-9 shooting in a win vs. Ferris State (12/20/06) ... scored 13 points, grabbed 12 rebounds and dished out three assists in a win over Saginaw Valley State (12/17/06) ... failed to score in double digits just eight times all season ... led the team in rebounds on 15 different occasions ... made 13 of final 14 free throw attempts.

**2005-06:** One of the league's top freshmen in 2005-06 ... played in all 27 games and made 24 starts ... team's top rebounder, ranking ninth in the GLVC ... connected on 59.1 percent of his field goals, the sixth-best mark in the conference ... averaged team-high 1.41 blocks per game to rank fourth in the league in that category ... had a knack for mopping up the offensive glass, hauling down 75 offensive boards, third-most in the GLVC ... was the team's leading scorer on three different occasions ... had the team-high in rebounds in 15 different contests ... scored in double digits 13 times, including eight of the final 10 games ... etched a career-high 20 points twice (Dec. 21 and Feb. 2) ... corralled 14 rebounds in a 63-60 win over Lewis (Feb. 16) ... had 20 points, 9 rebounds and 5 steals in Ulndy's rout of Missouri-Rolla (Feb. 2) ... recorded season-high four blocks in the season finale vs. Kentucky Wesleyan (Feb. 23).

**High School:** Played forward/center at Pike High ... named captain of his squad in his senior season ... earned all-conference, all-county and team MVP honors in his final season as a prep ... team's leading scorer and rebounder, registering 11.4 points and 7.8 boards per contest ... also added 1.3 blocks per game ... an Honor Roll student.

**Personal:** An entrepreneurship major at Ulndy ... son of Randy and Ailene Mills ... cousin of former Greyhound letterwinner Ronald Rutland ... born 3/27/87.

**Career Statistics**

Year	GP-GS	Min	FG-FGA	Pct	3FG-A	Pct	FT-FTA	Pct	Reb	Avg	PF	Ast	TO	Blk	Stl	Pts	Avg
2005-06	27-24	732	127-215	.591	2-9	.222	27-46	.587	180	6.7	80	11	31	38	34	283	10.5
2006-07	26-22	677	117-207	.565	3-15	.200	39-61	.639	166	6.4	87	22	34	28	21	276	10.6
<b>TOTALS</b>	<b>53-46</b>	<b>1409</b>	<b>244-422</b>	<b>.578</b>	<b>5-24</b>	<b>.208</b>	<b>66-107</b>	<b>.617</b>	<b>346</b>	<b>6.5</b>	<b>167</b>	<b>33</b>	<b>65</b>	<b>66</b>	<b>55</b>	<b>559</b>	<b>10.5</b>

**Career Highs**

<b>Points</b>	20	twice, last vs. Missouri-Rolla (2/2/06)	<b>FG Made</b>	9	2x, last at Saint Joseph's (2/21/06)
<b>Rebounds</b>	14	vs. Lewis (2/16/06)	<b>3FG Made</b>	1	5x, last at Northern Kentucky (1/25/07)
<b>Assists</b>	3	vs. Saginaw Valley State (12/17/06)	<b>FT Made</b>	6	vs. Ferris State (12/21/05)
<b>Steals</b>	5	vs. Missouri-Rolla (02/02/06)	<b>Minutes</b>	39	vs. Ferris State (12/21/05)
<b>Blocks</b>	4	vs. Kentucky Wesleyan (2/23/06)			



## 2006-07

Opponent	Date	GS	Min	FG-FGA	Pct	3FG-A	Pct	FT-FTA	Pct	Off	Def	Tot	Avg	PF	FO	A	TO	Blk	Stl	Pts	Avg	
BRESCIA	11/15/06		28	7-11	.636	0-0	.000	3-5	.600	4	3	7	7.0	3	0	0	1	0	1	17	17.0	
HILLSDALE	11/21/06	*	28	4-9	.444	0-2	.000	2-2	1.000	1	6	7	7.0	3	0	0	2	1	0	10	13.5	
at Missouri-Rolla	12/02/06	*	20	2-6	.333	0-0	.000	1-2	.500	4	1	5	6.3	4	0	1	1	0	0	5	10.7	
KENTUCKY WESLEYAN	12/07/06	*	18	6-8	.750	0-0	.000	2-3	.667	1	1	2	5.3	4	0	2	2	3	0	14	11.5	
SOUTHERN INDIANA	12/09/06	*	27	2-6	.333	0-1	.000	3-6	.500	3	1	4	5.0	4	0	1	2	0	2	7	10.6	
SAGINAW VALLEY STATE	12/17/06	*	30	4-10	.400	0-0	.000	5-8	.625	3	9	12	6.2	2	0	3	1	1	1	13	11.0	
vs Ferris State	12/20/06	*	31	8-9	.889	0-0	.000	2-4	.500	4	2	6	6.1	3	0	1	1	1	3	18	12.0	
at Wayne State	12/21/06	*	8	1-1	1.000	0-0	.000	0-0	.000	0	0	0	5.4	1	0	0	0	0	0	2	10.8	
at Hawai'i Pacific	12/29/06	*	27	7-10	.700	0-0	.000	2-4	.500	9	3	12	6.1	3	0	1	3	0	1	16	11.3	
at Chaminade	12/30/06	*	17	1-5	.200	0-3	.000	0-0	.000	0	2	2	5.7	4	0	0	1	0	0	2	10.4	
at Saint Joseph's	01/06/07		28	5-8	.625	0-0	.000	0-0	.000	3	2	5	5.6	4	0	0	0	0	3	0	10.4	
at Missouri-St. Louis	01/08/07	*	22	3-9	.333	0-0	.000	0-0	.000	1	5	6	5.7	2	0	0	2	2	1	6	10.0	
at Rockhurst	01/11/07	*	25	1-3	.333	1-1	1.000	1-2	.500	1	5	6	5.7	4	0	1	1	1	0	4	9.5	
at Drury	01/13/07	*	30	7-10	.700	0-0	.000	2-4	.500	1	3	4	5.6	4	0	2	0	0	1	16	10.0	
QUINCY	01/18/07	*	25	7-10	.700	1-2	.500	0-0	.000	1	3	4	5.5	2	0	2	1	2	1	15	10.3	
SIUE	01/20/07	*	30	6-8	.750	0-1	.000	3-6	.500	2	7	9	5.7	4	0	0	2	3	1	15	10.6	
at Northern Kentucky	01/25/07	*	28	6-8	.750	1-1	1.000	0-0	.000	5	4	9	5.9	5	1	0	1	2	0	13	10.8	
at Bellarmine	01/27/07	*	31	3-8	.375	0-0	.000	3-3	1.000	3	5	8	6.0	4	0	0	1	1	0	9	10.7	
LEWIS	02/01/07	*	30	4-7	.571	0-1	.000	2-2	1.000	7	3	10	6.2	4	0	1	1	2	0	10	10.6	
UW-PARKSIDE	02/03/07	*	33	6-10	.600	0-0	.000	1-2	.500	4	5	9	6.4	1	0	2	1	1	0	13	10.8	
at Kentucky Wesleyan	02/10/07		18	5-9	.556	0-1	.000	0-0	.000	0	5	5	6.3	3	0	0	2	0	1	10	10.7	
at UW-Parkside	02/15/07		16	2-3	.667	0-0	.000	0-0	.000	1	1	2	6.1	5	1	0	1	0	0	4	10.4	
at Lewis	02/17/07	*	27	6-11	.545	0-1	.000	0-0	.000	5	3	8	6.2	4	0	1	3	3	3	12	10.5	
SAINT JOSEPH'S	02/19/07	*	32	3-9	.333	0-0	.000	2-2	1.000	1	3	4	6.1	3	0	1	0	2	2	8	10.4	
BELLARMINE	02/22/07	*	33	7-10	.700	0-1	.000	2-2	1.000	2	7	9	6.2	4	0	2	3	0	2	16	10.6	
NORTHERN KENTUCKY	02/24/07	*	35	4-9	.444	0-0	.000	3-4	.750	2	9	11	6.4	3	0	1	1	0	1	11	10.6	
<b>Totals</b>			<b>22</b>	<b>677</b>	<b>117-207</b>	<b>.565</b>	<b>3-15</b>	<b>.200</b>	<b>39-61</b>	<b>.639</b>	<b>68</b>	<b>98</b>	<b>166</b>	<b>6.4</b>	<b>87</b>	<b>2</b>	<b>22</b>	<b>34</b>	<b>28</b>	<b>21</b>	<b>276</b>	<b>10.6</b>

## 2005-06

Opponent	Date	GS	Min	FG-FGA	Pct	3FG-A	Pct	FT-FTA	Pct	Off	Def	Tot	Avg	PF	FO	A	TO	Blk	Stl	Pts	Avg	
at Illinois State	11/19/05	*	24	3-6	.500	0-1	.000	0-0	.000	4	3	7	7.0	3	0	0	1	1	1	6	6.0	
at Hillsdale College	11/22/05	*	24	4-7	.571	1-1	1.000	1-2	.500	2	5	7	7.0	0	0	0	1	1	1	10	8.0	
at Wisconsin-Parkside	12/01/05	*	19	4-6	.667	0-0	.000	0-0	.000	0	1	1	5.0	3	0	0	1	1	4	8	8.0	
at LEWIS	12/03/05	*	7	1-3	.333	0-0	.000	0-0	.000	1	0	1	4.0	4	0	0	0	1	1	2	6.5	
NORTHERN KENTUCKY	12/06/05		30	4-8	.500	0-1	.000	0-1	.000	2	3	5	4.2	4	0	0	2	1	1	8	6.8	
at Grand Valley State	12/17/05		17	0-3	.000	0-0	.000	0-0	.000	3	1	4	4.2	5	1	0	1	0	2	0	5.7	
WAYNE STATE	12/20/05		22	4-5	.800	0-0	.000	1-2	.500	2	2	4	4.1	2	0	0	1	2	0	9	6.1	
FERRIS STATE	12/21/05	*	39	7-11	.636	0-1	.000	6-7	.857	3	6	9	4.8	0	0	2	1	3	0	20	7.9	
vs Saint Augustine's	12/29/05	*	18	3-5	.600	0-0	.000	1-2	.500	1	6	7	5.0	4	0	0	0	1	0	7	7.8	
vs Loyola (NO)	12/30/05	*	33	7-15	.467	0-0	.000	0-1	.000	7	5	12	5.7	1	0	0	2	3	3	14	8.4	
at Quincy University	01/05/06	*	22	5-6	.833	1-1	1.000	0-1	.000	1	7	8	5.9	5	1	1	0	0	2	11	8.6	
at SIU Edwardsville	01/07/06	*	30	7-12	.583	0-2	.000	4-5	.800	1	5	6	5.9	2	0	0	1	0	1	18	9.4	
DRURY	01/12/06	*	32	3-4	.750	0-0	.000	0-0	.000	2	3	5	5.8	3	0	1	1	0	1	6	9.2	
ROCKHURST	01/14/06	*	34	3-7	.429	0-0	.000	0-0	.000	6	2	8	6.0	4	0	0	0	0	2	6	8.9	
OAKLAND CITY	01/18/06	*	14	4-5	.800	0-0	.000	0-2	.000	3	1	4	5.9	5	1	0	0	3	1	8	8.9	
SAINT JOSEPH'S	01/21/06	*	36	4-9	.444	0-1	.000	0-0	.000	6	4	10	6.1	3	0	0	1	3	1	8	8.8	
BELLARMINE	01/24/06	*	25	3-6	.500	0-0	.000	2-2	1.000	2	8	10	6.4	3	0	0	1	2	0	8	8.8	
at Southern Indiana	01/26/06	*	35	7-11	.636	0-0	.000	1-2	.500	2	4	6	6.3	5	1	1	2	1	1	15	9.1	
at Kentucky Wesleyan	01/28/06	*	33	4-6	.667	0-0	.000	0-0	.000	4	4	8	6.4	4	0	0	2	2	0	8	9.1	
MISSOURI-ROLLA	02/02/06	*	30	9-13	.692	0-0	.000	2-4	.500	4	5	9	6.6	1	0	2	3	2	5	20	9.6	
MISSOURI-ST. LOUIS	02/04/06	*	25	5-6	.833	0-0	.000	0-1	.000	0	2	2	6.3	4	0	0	2	1	1	10	9.6	
at Northern Kentucky	02/09/06	*	32	6-10	.600	0-0	.000	3-5	.600	5	2	7	6.4	0	0	1	1	2	2	15	9.9	
at Bellarmine University	02/11/06	*	26	4-10	.400	0-1	.000	1-1	1.000	2	5	7	6.4	2	0	2	3	1	1	9	9.8	
LEWIS	02/16/06	*	32	5-10	.500	0-0	.000	0-2	.000	4	10	14	6.7	4	0	0	2	2	1	10	9.8	
WISCONSIN-PARKSIDE	02/18/06	*	31	5-8	.625	0-0	.000	0-0	.000	1	3	4	6.6	3	0	0	0	1	0	10	9.8	
at Saint Joseph's	02/21/06	*	32	9-14	.643	0-0	.000	0-0	.000	3	3	6	6.6	2	0	0	1	0	2	18	10.2	
KENTUCKY WESLEYAN	02/23/06	*	30	7-9	.778	0-0	.000	5-6	.833	4	5	9	6.7	4	0	1	1	4	0	19	10.5	
<b>Totals</b>			<b>24</b>	<b>732</b>	<b>127-215</b>	<b>.591</b>	<b>2-9</b>	<b>.222</b>	<b>27-46</b>	<b>.587</b>	<b>75</b>	<b>105</b>	<b>180</b>	<b>6.7</b>	<b>80</b>	<b>4</b>	<b>11</b>	<b>31</b>	<b>38</b>	<b>34</b>	<b>283</b>	<b>10.5</b>




**Keith RADCLIFF**

**14**

**G • 6-1 • JR.**

**INDIANAPOLIS/CARDINAL RITTER/LAKE LAND JC**



**2006-07:** Played in every game and made five starts ... made most of first start, scoring then-career-high 10 points at Saint Joseph's (1/6/07) ... knocked down three triples en route to 13 points (2/15/07) ... played season-high 32 minutes at Wisconsin-Parkside, gathering seven points, five rebounds, three assists and three steals ... made good on final eight free throw attempts to go 17-for-22 (.773) from the line.

**2005-06:** Played one season at Lake Land.

**High School:** A five-time letterwinner at Cardinal Ritter High, earning three in basketball and two more in football ... named most improved in his sophomore season in basketball ... an honorable mention all-city and Team MVP in his junior season ... All-City, All-Area and East/West All-Star as a senior ... also named Team MVP as a senior ... a Jermaine O'Neal All-Star ... earned "Most Valuable Back" accolades in football in his senior campaign.

**Personal:** Majoring in International Business ... born 8/1/86 ... son of Winniejean and Ronald Radcliff.

**2006-07**

Opponent	Date	GS	Min	FG-FGA	Pct	3FG-A	Pct	FT-FTA	Pct	Off	Def	Tot	Avg	PF	FO	A	TO	Blk	Stl	Pts	Avg
BRESCIA	11/15/06	11	0-1	.000	0-1	.000	0-0	.000	0	0	0	0.0	0	0	1	1	0	0	0	0	0.0
HILLSDALE	11/21/06	21	4-8	.500	0-2	.000	0-0	.000	0	2	2	1.0	4	0	1	0	0	0	0	8	4.0
at Missouri-Rolla	12/02/06	20	1-4	.250	0-0	.000	0-0	.000	0	0	0	0.7	1	0	0	1	0	2	2	3.3	
KENTUCKY WESLEYAN	12/07/06	8	1-2	.500	0-1	.000	0-0	.000	0	1	1	0.8	0	0	2	0	0	0	0	2	3.0
SOUTHERN INDIANA	12/09/06	15	2-4	.500	1-3	.333	0-0	.000	1	2	3	1.2	3	0	1	1	0	1	1	5	3.4
SAGINAW VALLEY STATE	12/17/06	22	2-6	.333	2-3	.667	3-4	.750	1	3	4	1.7	2	0	1	0	0	0	0	9	4.3
vs Ferris State	12/20/06	17	0-3	.000	0-2	.000	0-0	.000	0	1	1	1.6	1	0	0	0	0	0	0	0	3.7
at Wayne State	12/21/06	22	0-4	.000	0-2	.000	1-2	.500	0	1	1	1.5	3	0	1	2	0	1	1	1	3.4
at Hawai'i Pacific	12/29/06	24	3-7	.429	2-4	.500	0-0	.000	0	2	2	1.6	1	0	3	0	0	0	0	8	3.9
at Chaminade	12/30/06	20	2-5	.400	1-3	.333	0-0	.000	1	2	3	1.7	2	0	0	0	0	0	0	5	4.0
at Saint Joseph's	01/06/07	*	25	3-6	.500	1-2	.500	3-3	1.000	0	1	1.6	1	0	1	1	0	0	10	4.5	
at Missouri-St. Louis	01/08/07	21	1-3	.333	0-1	.000	0-0	.000	0	3	3	1.8	1	0	1	1	0	0	2	4.3	
at Rockhurst	01/11/07	17	2-4	.500	2-2	1.000	0-0	.000	1	0	1	1.7	2	0	0	1	0	0	6	4.5	
at Drury	01/13/07	17	2-3	.667	0-1	.000	1-3	.333	0	2	2	1.7	1	0	1	1	0	0	5	4.5	
QUINCY	01/18/07	*	30	1-2	.500	1-2	.500	1-2	.500	0	0	1.6	1	0	1	1	0	1	4	4.5	
SIUE	01/20/07	16	1-4	.250	1-3	.333	0-0	.000	0	0	0	1.5	2	0	2	0	0	0	3	4.4	
at Northern Kentucky	01/25/07	20	2-4	.500	1-2	.500	2-2	1.000	1	0	1	1.5	2	0	0	0	0	0	7	4.5	
at Bellarmine	01/27/07	23	1-6	.167	1-3	.333	0-0	.000	0	2	2	1.5	3	0	2	1	0	0	3	4.4	
LEWIS	02/01/07	21	2-5	.400	2-5	.400	0-0	.000	1	1	2	1.5	3	0	2	0	0	2	6	4.5	
UW-PARKSIDE	02/03/07	24	5-8	.625	3-4	.750	0-0	.000	0	1	1	1.5	1	0	1	1	0	1	13	5.0	
at Kentucky Wesleyan	02/10/07	*	20	2-4	.500	1-3	.333	2-2	1.000	1	2	3	1.6	1	0	1	2	0	1	7	5.0
at UW-Parkside	02/15/07	*	32	3-10	.300	1-4	.250	0-0	.000	2	3	5	1.7	5	1	3	0	0	3	7	5.1
at Lewis	02/17/07	*	24	4-6	.667	2-	.500	2-2	1.000	0	1	1	1.7	2	0	2	0	0	1	12	5.4
SAINT JOSEPH'S	02/19/07	17	1-3	.333	1-3	.333	0-0	.000	0	2	2	1.7	0	0	3	0	0	0	3	5.3	
BELLARMINÉ	02/22/07	24	0-5	.000	0-3	.000	0-0	.000	1	1	2	1.7	0	0	2	0	0	0	0	5.1	
NORTHERN KENTUCKY	02/24/07	27	2-8	.250	2-5	.400	2-2	1.000	2	1	3	1.8	3	0	1	1	0	1	8	5.2	
<b>Totals</b>		<b>5</b>	<b>538</b>	<b>47-125</b>	<b>.376</b>	<b>25-68</b>	<b>.368</b>	<b>17-22</b>	<b>.773</b>	<b>12</b>	<b>34</b>	<b>46</b>	<b>1.8</b>	<b>45</b>	<b>1</b>	<b>33</b>	<b>15</b>	<b>0</b>	<b>14</b>	<b>136</b>	<b>5.2</b>

**Career Statistics at Ulndy**

Year	GP-GS	Min	FG-FGA	Pct	3FG-A	Pct	FT-FTA	Pct	Reb	Avg	PF	Ast	TO	Blk	Stl	Pts	Avg
2006-07	26-5	538	47-125	.376	25-68	.368	17-22	.773	46	1.8	45	33	15	0	14	136	5.2
<b>TOTALS</b>	<b>26-5</b>	<b>538</b>	<b>47-125</b>	<b>.376</b>	<b>25-68</b>	<b>.368</b>	<b>17-22</b>	<b>.773</b>	<b>46</b>	<b>1.8</b>	<b>45</b>	<b>33</b>	<b>15</b>	<b>0</b>	<b>14</b>	<b>136</b>	<b>5.2</b>

**Career Highs**

<b>Points</b>	13 vs. UW-Parkside (2/3/07)	<b>FG Made</b>	5 vs. UW-Parkside (2/3/07)
<b>Rebounds</b>	5 at UW-Parkside (2/15/07)	<b>3FG Made</b>	3 vs. UW-Parkside (2/3/07)
<b>Assists</b>	3 3x, last vs. Saint Joseph's (2/19/07)	<b>FT Made</b>	3 2x, last at Saint Joseph's (1/6/07)
<b>Steals</b>	3 at UW-Parkside (2/15/07)	<b>Minutes</b>	32 at UW-Parkside (2/15/07)
<b>Blocks</b>	---		





**Tristan ROGERS**

**11**

**F • 6- 5 • JR.**

**KOKOMO, IND./MOREHEAD STATE**



**2006-07:** Played in 23 games and started 11 times ... had season-high 13 points on two different occasions (Dec. 2 & Dec. 17) ... made first start vs. Kentucky Wesleyan and totaled eight points, seven boards, four assists and three blocks ... enjoyed 6-for-6 performance from the charity stripe at Chaminade (12/30/06).

**2005-06:** Played at Morehead State University (Ky.).

**High School:** Earned seven varsity letters in basketball (3) and track (4) ... went to the state meet in high jump as a sophomore ... placed 9th in high jump as a junior ... took 5th as a senior ... tied high school record with a leap of 6'8" ... hoop team won sectional and made it to regional championships in his senior campaign ... averaged 16 points, 7 boards and 3 assists as a senior ..., an honor roll member and National Honor Society student as a prep.

**Personal:** A sports marketing major ... born 7/13/86 ... son of Donta and Tracy Rogers.

**2006-07**

Opponent	Date	GS	Min	FG-FGA	Pct	3FG-A	Pct	FT-FTA	Pct	Off	Def	Tot	Avg	PF	FO	A	TO	Blk	Stl	Pts	
BRESCIA	11/15/06		9	1-3	.333	1-2	.500	0-0	.000	1	0	1	1.0	3	0	1	0	1	1	3	
HILLSDALE	11/21/06		10	0-0	.000	0-0	.000	0-0	.000	0	1	1	1.0	2	0	1	0	0	0	0	
at Missouri-Rolla	12/02/06		20	4-10	.400	0-2	.000	5-10	.500	1	1	2	1.3	0	0	3	1	1	1	13	
KENTUCKY WESLEYAN	12/07/06	*	28	3-9	.333	0-1	.000	2-5	.400	4	3	7	2.8	2	0	4	1	3	1	8	
SOUTHERN INDIANA	12/09/06	*	27	1-7	.143	0-0	.000	0-0	.000	0	3	3	2.8	1	0	0	1	0	2	2	
SAGINAW VALLEY STATE	12/17/06	*	28	5-7	.714	0-0	.000	3-3	1.000	0	4	4	3.0	3	0	2	2	0	0	13	
vs Ferris State	12/20/06	*	23	2-5	.400	0-0	.000	0-0	.000	0	4	4	3.1	2	0	1	2	2	0	4	
at Wayne State	12/21/06	*	20	3-5	.600	0-0	.000	0-1	.000	1	0	1	2.9	3	0	0	0	0	0	6	
at Hawai'i Pacific	12/29/06	*	11	0-3	.000	0-0	.000	1-3	.333	1	1	2	2.8	0	0	1	1	0	0	1	
at Chaminade	12/30/06	*	18	1-2	.500	0-0	.000	6-6	1.000	2	0	2	2.7	3	0	2	3	0	0	8	
at Saint Joseph's	01/06/07		26	2-5	.400	0-0	.000	0-0	.000	0	0	0	2.5	3	0	1	1	3	1	4	
at Missouri-St. Louis	01/08/07		19	3-4	.750	0-0	.000	1-1	1.000	2	0	2	2.4	1	0	0	1	0	1	7	
at Rockhurst	01/11/07	*	29	3-4	.750	1-1	1.000	2-2	1.000	1	1	2	2.4	2	0	0	3	0	0	9	
at Drury	01/13/07	*	15	1-3	.333	0-0	.000	1-2	.500	0	0	0	2.2	0	0	0	1	0	0	3	
QUINCY	01/18/07		3	0-0	.000	0-0	.000	0-0	.000	0	0	0	2.1	0	0	0	1	0	0	0	
SIUE	01/20/07	*	8	0-0	.000	0-0	.000	0-0	.000	0	1	1	2.0	1	0	0	2	0	0	0	
at Northern Kentucky	01/25/07		6	0-2	.000	0-0	.000	0-0	.000	0	0	0	1.9	0	0	0	0	0	0	0	
LEWIS	02/01/07		13	0-1	.000	0-0	.000	0-0	.000	0	0	0	1.8	1	0	1	3	0	0	0	
UW-PARKSIDE	02/03/07		12	3-4	.750	0-0	.000	0-1	.000	0	1	1	1.7	1	0	1	0	0	0	6	
at Kentucky Wesleyan	02/10/07		16	0-0	.000	0-0	.000	0-2	.000	0	2	2	1.8	1	0	0	3	0	0	0	
at UW-Parkside	02/15/07		7	2-2	1.000	0-0	.000	0-0	.000	1	2	3	1.8	0	0	0	1	0	0	4	
at Lewis	02/17/07		14	1-4	.250	0-0	.000	0-0	.000	0	2	2	1.8	4	0	0	1	0	0	2	
SAINT JOSEPH'S	02/19/07	*	10	0-3	.000	0-0	.000	0-0	.000	1	1	2	1.8	0	0	0	2	0	0	0	
<b>Totals</b>			<b>11</b>	<b>372</b>	<b>35-83</b>	<b>.422</b>	<b>2-6</b>	<b>.333</b>	<b>21-36</b>	<b>.583</b>	<b>15</b>	<b>27</b>	<b>42</b>	<b>1.8</b>	<b>33</b>	<b>0</b>	<b>18</b>	<b>30</b>	<b>10</b>	<b>7</b>	<b>93</b>

**Career Statistics at UIndy**

Year	GP-GS	Min	FG-FGA	Pct	3FG-A	Pct	FT-FTA	Pct	Reb	Avg	PF	Ast	TO	Blk	Stl	Pts	Avg
2006-07	23-11	372	35-83	.422	2-6	.333	21-36	.583	42	1.8	33	18	30	10	7	93	4.0
<b>TOTALS</b>	<b>23-11</b>	<b>372</b>	<b>35-83</b>	<b>.422</b>	<b>2-6</b>	<b>.333</b>	<b>21-36</b>	<b>.583</b>	<b>42</b>	<b>1.8</b>	<b>33</b>	<b>18</b>	<b>30</b>	<b>10</b>	<b>7</b>	<b>93</b>	<b>4.0</b>

**Career Highs**

<b>Points</b>	13	2x, last vs. Saginaw Valley State (12/17/06)	<b>FG Made</b>	5	vs. Saginaw Valley State (12/17/06)
<b>Rebounds</b>	7	vs. Kentucky Wesleyan (12/7/06)	<b>3FG Made</b>	1	2x, last at Rockhurst (1/11/07)
<b>Assists</b>	4	vs. Kentucky Wesleyan (12/7/06)	<b>FT Made</b>	6	at Chaminade (12/30/06)
<b>Steals</b>	2	vs. Southern Indiana (12/9/06)	<b>Minutes</b>	29	at Rockhurst (1/11/07)
<b>Blocks</b>	3	at Saint Joseph's (1/6/07)			



**Sebastian MOORE**

**6**

**G • 5-9 • 155 • SO.**

**INDIANAPOLIS, IND./LAWRENCE CENTRAL**

**2006-07:** Redshirted after sustaining injury prior to the season.

**2005-06:** "Mental Attitude" award winner sparked the Greyhounds, making the team as a walk-on ... primarily came off-the-bench to boost defensive effort ... made four starts in final eight games of the season ... played sparingly in the first half of the season and did not score until his 11th appearance ... scored a career-high seven points and dished out five assists, also a career high, at Saint Joseph's (Feb. 21) ... made all three shots he took from the floor in that game ... his first start came on Feb. 2, a 74-40 blowout win over Missouri-Rolla.

**High School:** Earned nine letters competing in football, basketball and track at Lawrence Central ... tallied 15 receiving touchdowns in just 10 games in his junior football season ... named to the *Indianapolis Star* North Super Team as a senior ... also selected all-conference and all-county ... averaged 10 ppg, 6.5 apg and 2 steals in his senior hoops campaign.

**Personal:** A business administration major ... also a member of the Greyhound football team ... son of Benjamin and Eula Moore ... born 2/27/86.



**2005-06**

Opponent	Date	GS	Min	FG-FGA	Pct	3FG-A	Pct	FT-FTA	Pct	Off	Def	Tot	Avg	PF	FO	A	TO	Bik	Stl	Pts
at Illinois State	11/19/05	0	0-0	.000	0-0	.000	0-0	.000	0	0	0	0.0	0	0	0	0	0	0	0	0
at Hillsdale College	11/22/05	0	0-0	.000	0-0	.000	0-0	.000	0	0	0	0.0	0	0	0	0	0	0	0	0
at LEWIS	12/03/05	0	0-0	.000	0-0	.000	0-0	.000	0	0	0	0.0	1	0	0	0	0	0	0	0
at Grand Valley State	12/17/05	10	0-2	.000	0-0	.000	0-0	.000	0	0	0	0.0	1	0	1	1	1	0	0	0
FERRIS STATE	12/21/05	2	0-0	.000	0-0	.000	0-0	.000	0	0	0	0.0	0	0	0	0	0	0	0	0
vs Saint Augustine's	12/29/05	7	0-1	.000	0-0	.000	0-0	.000	0	1	1	0.2	2	0	0	0	0	0	0	0
vs Loyola (NO)	12/30/05	5	0-1	.000	0-1	.000	0-0	.000	0	1	1	0.3	2	0	0	0	0	0	0	0
at Quincy University	01/05/06	2	0-0	.000	0-0	.000	0-0	.000	0	1	1	0.4	0	0	0	0	0	0	0	0
at SIU Edwardsville	01/07/06	2	0-0	.000	0-0	.000	0-0	.000	0	0	0	0.3	1	0	0	0	0	0	0	0
SAINT JOSEPH'S	01/21/06	7	0-1	.000	0-1	.000	0-0	.000	0	0	0	0.3	2	0	0	0	0	0	1	0
BELLARMINE	01/24/06	6	0-0	.000	0-0	.000	0-0	.000	0	1	1	0.4	0	0	0	0	0	0	0	0
at Southern Indiana	01/26/06	14	0-0	.000	0-0	.000	1-2	.500	0	0	0	0.3	3	0	1	0	0	1	0	1
at Kentucky Wesleyan	01/28/06	11	0-0	.000	0-0	.000	0-0	.000	0	1	1	0.4	4	0	0	0	0	0	0	0
MISSOURI-ROLLA	02/02/06	* 18	2-2	1.000	1-1	1.000	1-3	.333	0	0	0	0.4	4	0	1	1	0	2	6	6
MISSOURI-ST. LOUIS	02/04/06	* 16	0-0	.000	0-0	.000	0-0	.000	0	0	0	0.3	2	0	0	0	0	0	0	0
at Northern Kentucky	02/09/06	4	0-0	.000	0-0	.000	0-0	.000	0	1	1	0.4	1	0	0	0	0	0	0	0
at Bellarmine University	02/11/06	8	0-0	.000	0-0	.000	0-0	.000	0	1	1	0.4	0	0	0	0	0	0	0	0
LEWIS	02/16/06	7	0-0	.000	0-0	.000	0-0	.000	0	0	0	0.4	1	0	1	1	0	0	0	0
WISCONSIN-PARKSIDE	02/18/06	17	0-0	.000	0-0	.000	0-0	.000	0	4	4	0.6	1	0	0	1	0	1	0	0
at Saint Joseph's	02/21/06	* 23	3-3	1.000	1-1	1.000	0-0	.000	0	1	1	0.6	1	0	5	1	0	2	7	7
KENTUCKY WESLEYAN	02/23/06	* 25	0-1	.000	0-1	.000	0-0	.000	0	1	1	0.6	3	0	1	1	0	1	0	0
<b>Totals</b>		<b>4</b>	<b>184</b>	<b>5-11</b>	<b>.455</b>	<b>2-5</b>	<b>.400</b>	<b>2-5</b>	<b>.400</b>	<b>0</b>	<b>13</b>	<b>13</b>	<b>0.6</b>	<b>29</b>	<b>0</b>	<b>9</b>	<b>7</b>	<b>0</b>	<b>7</b>	<b>14</b>

**Career Statistics**

Year	GP-GS	Min	FG-FGA	Pct	3FG-A	Pct	FT-FTA	Pct	Reb	Avg	PF	Ast	TO	Bik	Stl	Pts	Avg
2005-06	21-4	184	5-11	.455	2-5	.400	2-5	.400	13	0.6	29	9	7	0	7	14	0.7
<b>2005-06</b>	<b>21-4</b>	<b>184</b>	<b>5-11</b>	<b>.455</b>	<b>2-5</b>	<b>.400</b>	<b>2-5</b>	<b>.400</b>	<b>13</b>	<b>0.6</b>	<b>29</b>	<b>9</b>	<b>7</b>	<b>0</b>	<b>7</b>	<b>14</b>	<b>0.7</b>

**Career Highs**

<b>Points</b>	7	at Saint Joseph's (2/21/06)	<b>FG Made</b>	3	at Saint Joseph's (2/21/06)
<b>Rebounds</b>	4	vs. Wisconsin-Parkside (2/18/06)	<b>3FG Made</b>	1	twice, last at Saint Joseph's (2/21/06)
<b>Assists</b>	5	at Saint Joseph's (2/21/06)	<b>FT Made</b>	1	twice, last vs. Missouri-Rolla (2/2/06)
<b>Steals</b>	2	twice, last at Saint Joseph's (2/21/06)	<b>Minutes</b>	25	vs. Kentucky Wesleyan (2/23/06)

# Freshmen/All-time Series Records



## Tyler KITCHEL

30

G • 6-2 • 195 • FR.

GREENWOOD, IND./CENTER GROVE



**High School:** Earned eight letters in baseball and basketball ... As a senior, averaged 19 points, five rebounds and 6.4 assists, which was fifth on the state leader list distributed by the IHSAA ... hit 41 percent of his trey tries ... a North/South All-Star ... an honorable mention All-State honoree, and an All-Conference and All-Area First Teamer as well ... a two-sport standout, starring for the Center Grove team that went 25-5 in his senior season ... hammered seven HRs in his senior campaign to rank in the top 20 in the state in that category ... a Mr. Baseball candidate.

**Personal:** Father, Ted was a member of the IU National Championship basketball team ('79) ... will play baseball at UIndy as well son of Ted and Kristi Kitchel.

## All-time Opponent Series Records

	W	L		W	L		W	L		W	L
Abilene Christian [TX]	1	1	Fairbanks-Morse	1	0	Loyola [LA]	1	0	Sonoma State [CA]	1	0
Alma [MI]	1	0	Fairmont State [WV]	0	1	Lynn [FL]	1	1	Southern Illinois	0	3
Anderson	61	18	Ferris State	3	3	MacMurray [IL]	6	1	SIU Edwardsville	16	5
Aquinas [MI]	1	0	Findlay [OH]	2	2	Madonna [MI]	1	0	Southern Indiana	15	46
Arkansas Tech	1	2	Fisk [TN]	1	0	Malone [OH]	0	1	Southern Tech [GA]	0	1
Armstrong Atlantic [GA]	1	0	Florida Tech	1	0	Manchester	65	34	Southwest Baptist [MO]	2	1
Ashland	14	18	Fort Harrison	1	0	Marian	29	12	Spalding [KY]	1	0
Aurora [IL]	2	1	Fort Knox	1	1	McKendree [IL]	3	0	St. Augustine's[FL]	0	1
Austin Peay	0	1	Franklin	69	44	Mercyhurst [PA]	1	0	St. Benedict [MN]	1	0
Baldwin-Wallace [OH]	1	1	Georgetown [KY]	1	0	Michigan Tech	0	3	St. Cloud State [MN]	1	0
Ball State	20	30	Georgia Southern	1	0	Midwestern State [TX]	1	0	St. Edward's [TX]	2	0
Barry [FL]	1	1	Grand Valley State	2	3	Millersville [PA]	1	0	St. Francis [IL]	7	0
Bellarmino	39	38	Great Lakes Naval	1	1	Milligan [TN]	1	0	St. Francis [IN]	1	0
Berry [GA]	0	1	Grissom AFB	2	0	Millikin [IL]	21	6	Saint Joseph's	38	44
Bethel [TN]	1	0	Hamline [MN]	0	2	Missouri-Rolla	1	1	St. Louis	0	1
Bloomsburg [PA]	1	0	Hanover	68	18	Missouri-St. Louis	13	5	St. Procopius	1	0
Brescia [KY]	3	0	Harris-Stowe [MO]	1	0	Missouri Western	0	1	Tampa	0	2
Bunker Hill AFB	1	0	Harvard	0	1	Morehead State	1	1	Taylor	50	26
Butler	12	29	Hawai'i Pacific	1	0	Morris Harvey	1	0	Tennessee A & I	0	1
Camp Breckinridge	2	1	Heidelberg [OH]	0	1	Muskingum [OH]	1	0	Tennessee Wesleyan	0	1
Canterbury	5	4	Hillsdale	3	3	NAGU	19	7	Texas Southern	0	1
Capital [OH]	1	4	Hope [MI]	0	1	Naval Reserve-Peru	1	1	Toledo	0	1
Carson-Newman [TN]	2	1	Huntington	43	7	North Alabama	2	0	Transylvania [KY]	8	14
Central Missouri State	0	3	Illinois-Springfield	1	0	Northeast Missouri State	1	0	Tri-State	24	11
Central Normal	15	17	Illinois State	5	4	Northern Kentucky	26	28	Tusculum [TN]	1	0
Central State [OH]	3	0	Illinois Wesleyan	7	9	North Central [IL]	13	0	Urbana [OH]	1	0
Chaminade [HI]	0	1	Indiana [PA]	0	1	Northwest Nazarene [ID]	1	0	Valparaiso	10	10
Chase	1	0	Indiana Law	2	0	Northwood [MI]	4	0	Villa Madonna	6	3
Chicago Teachers	1	0	Indiana Northern	1	0	Nova Southeastern [FL]	1	0	Vincennes	2	0
Christian Brothers [TN]	1	0	Indiana State	13	21	Oakland City	38	9	Wabash	25	20
Cincinnati	1	1	Indiana Tech	4	3	Oakland [MI]	1	1	Wartburg [IA]	1	0
Coe [IA]	1	0	Indiana Wesleyan	7	1	Ohio Northern	2	1	Wayne State [MI]	0	3
Concordia	2	0	IUPUI	9	4	Olivet Nazarene [IL]	3	3	Webber [FL]	1	0
Connecticut State	1	0	IPFW	22	17	Ottawa [KS]	0	1	West Georgia	0	1
Culver-Stockton [MO]	2	0	Indiana-Southeast	4	0	Otterbein [OH]	4	1	Western New Mexico	0	1
DePauw	22	19	Kentucky	0	4	Pharmacy College	4	0	William Jewell [MO]	0	0
Drury	1	1	Kentucky State	14	9	Pikeville [KY]	1	0	William Penn [IA]	3	0
Dubuque [IA]	1	0	Kentucky Wesleyan	13	44	Puerto Rico-Mayaguez	2	0	Wilmington [OH]	1	0
Earlham	35	14	Kokomo JC	2	0	Quincy [IL]	14	8	Wisconsin-Milwaukee	1	1
East Texas State	0	1	Lake Superior [MI]	1	0	Rockhurst	0	3	Wisconsin-Parkside	19	9
Eastern Illinois	6	8	Lawrence Tech [MI]	2	0	Rollins [FL]	0	1	Wisconsin-Platteville	1	0
Eastern Kentucky	0	3	Lewis	23	33	Rose-Hulman	13	3	Wittenberg [OH]	1	1
Eastern Michigan	0	1	Liberty Baptist [VA]	1	0	Saginaw Valley State	2	1	Wright-Patterson AFB	1	0
Eckerd [FL]	0	1	Lincoln Memorial [TN]	2	0	Savannah State [GA]	1	0	Wright State [OH]	2	18
Elmhurst [IL]	1	0	Lock Haven [PA]	1	0	Seattle University [WA]	1	0	Xavier	0	1
Evansville	8	14	Louisville	0	1	Seattle Pacific [WA]	1	0	York [PA]	2	0



**Purdue  
BOILERMAKERS**



Nov. 1 (exh.) • West Lafayette, Ind.

**General Information**

Location .....West Lafayette, Ind.  
 Founded .....1869  
 Colors .....Old Gold and Black  
 Enrollment .....39,102  
 Affiliation .....NCAA Division I  
 Conference .....Big Ten  
 President .....France A. Cordova  
 Athletic Director .....Morgan J. Burke  
 Web Page .....purduesports.com

**Team Information**

Head Coach .....Matt Painter  
 Alma Mater .....Purdue, 1994  
 Career Record .....56-36 (3 years)  
     School Record .....31-31 (2 years)  
 2006-07 Record .....22-12  
     Big Ten .....9-7  
     Letterwinners Returning/ Lost .....6/8  
     Starters Returning .....3  
 Ulndy all-time vs. PU .....0-0  
 Arena .....Mackey Arena (14,123)  
 MBB Contact .....Elliot Bloom  
     Office Phone .....765-494-3196  
     Fax .....765-494-5447  
     email .....ebloom@purdue.edu

**Wright State  
RAIDERS**



Nov. 5 (exh.) • Dayton, Ohio

**General Information**

Location .....Dayton, Ohio  
 Founded .....1964  
 Colors .....Hunter Green and Gold  
 Enrollment .....17,074  
 Affiliation .....NCAA Division I  
 Conference .....Horizon League  
 President .....Dr. David Hopkins  
 Athletic Director .....Dr. Michael Cusack  
 Web Page .....wsuraiders.com

**Team Information**

Head Coach .....Brad Brownell  
 Alma Mater .....DePauw, 1991  
 Career Record .....106-50 (6th season)  
     School Record .....23-10 (2nd season)  
 2006-07 Record .....23-10  
     Horizon .....13-3  
     Letterwinners Returning/ Lost .....5/5  
     Starters Returning .....3  
 Ulndy all-time vs. WSU .....2-18  
 Arena .....Nutter Center (11,019)  
 MBB Contact .....Bob Noss  
     Office Phone .....937-775-2816  
     Fax .....937-775-2368  
     email .....bob.noss@wright.edu

**Brescia  
BEARCATS**



Nov. 15 • Nicoson Hall

**General Information**

Location .....Owensboro, Ky.  
 Founded .....1950  
 Colors .....Blue, White  
 Enrollment .....750  
 Affiliation .....NAIA  
 Conference .....NAIA DI Independent  
 President .....Vivian Bowles  
 Athletic Director .....Bill Ashby  
 Web Page .....www.brescia.edu/bearcats

**Team Information**

Head Coach .....Joe Pechota  
 Alma Mater .....Concordia, 1995  
 Career Record .....n/a  
     School Record .....n/a  
 2006-07 Record .....n/a  
     Conference .....n/a  
     Letterwinners Returning/ Lost .....n/a  
     Starters Returning .....n/a  
 Ulndy all-time vs. BU .....3-0  
 Arena .....Campus Center  
 MBB Contact .....Jeff Falkner  
     Office Phone .....270-686-4207  
     Fax .....n/a  
     email .....jeff.falkner@brescia.edu

**Hillsdale  
CHARGERS**



Nov. 19 • Hillsdale, Mich

**General Information**

Location .....Hillsdale, Mich.  
 Founded .....1844  
 Colors .....Royal Blue and White  
 Enrollment .....1,200  
 Affiliation .....NCAA Division II  
 Conference .....Great Lakes Intercoll. (GLIAC)  
 President .....Dr. Kim Goldenberg  
 Athletic Director .....Dr. Michael Cusack  
 Web Page .....wsuraiders.com

**Team Information**

Head Coach .....John Tharp  
 Alma Mater .....Beloit College  
 Career Record .....204-108 (13 seasons)  
     School Record .....0-0 (1st season)  
 2006-07 Record .....15-11  
     GLIAC .....7-10  
     Letterwinners Returning/ Lost .....4/9  
     Starters Returning .....4/1  
 Ulndy all-time vs. HC .....3-3  
 Arena .....Jesse Philips Arena (2,500)  
 MBB Contact .....Brad Monastiere  
     Office Phone .....517-607-3172  
     Fax .....517-607-3120  
     email .....brad.monastiere@hillsdale.edu

**Saginaw Valley State  
CARDINALS**



Nov. 21 • University Center, Mich.

**General Information**

Location .....University Center, Mich.  
 Founded .....1963  
 Colors .....Red, White and Blue  
 Enrollment .....9,448  
 Affiliation .....NCAA Division II  
 Conference .....Great Lakes Intercoll. (GLIAC)  
 President .....Dr. Eric Gilbertson  
 Athletic Director .....Mike Watson  
 Web Page .....svsu.edu/athletics

**Team Information**

Head Coach .....Frankie Smith  
 Alma Mater .....Eastern Kentucky ('88)  
 Career Record .....0-0  
     School Record .....0-0 (1st season)  
 2006-07 Record .....11-14  
     Horizon .....8-10  
     Letterwinners Returning/ Lost .....n/a  
     Starters Returning .....n/a  
 Ulndy all-time vs. SVSU .....2-1  
 Arena .....James O'Neill Ryder Center (4,028)  
 MBB Contact .....Matthew Woodbury  
     Office Phone .....989-964-4053  
     Fax .....989-964-7389  
     email .....sid@svsu.edu

**Franklin  
GRIZZLIES**



Nov. 26 • Nicoson Hall

**General Information**


Location .....Franklin, Ind.  
 Founded .....1834  
 Colors .....Navy Blue and Old Gold  
 Enrollment .....n/a  
 Affiliation .....NCAA Division III  
 Conference .....Heartland Coll. Ath. Conf.  
 President .....Dr. James Moseley  
 Athletic Director .....Kerry N. Prather  
 Web Page .....franklincollege.edu/athletics

**Team Information**

Head Coach .....Kerry Prather  
 Alma Mater .....Indiana  
 Career Record .....n/a  
     School Record .....n/a  
 2006-07 Record .....16-10  
     Heartland .....11-5  
     Letterwinners Returning/ Lost .....n/a  
     Starters Returning .....n/a  
 Ulndy all-time vs. FC .....69-44  
 Arena .....Spurlock Center  
 MBB Contact .....Kevin Elixman  
     Office Phone .....317-738-8184  
     Fax .....317-738-8175  
     email .....kelixman@franklincollege.edu



**Missouri-St. Louis  
TRITONS**



Nov. 29 • Nicoson Hall

**General Information**

Location . . . . .St. Louis, Mo.  
 Founded . . . . .1963  
 Colors . . . . .Red and Gold  
 Enrollment . . . . .9,600  
 Affiliation . . . . .NCAA Division II  
 Conference . . . . .Great Lakes Valley  
 Chancellor . . . . .Dr. Thomas George  
 Athletic Director . . . . .John Garvilla  
 Web Page . . . . .umsl-sports.com

**Team Information**

Head Coach . . . . .Chris Pilz  
 Alma Mater . . . . .UMSL  
 Career Record . . . . .41-68 (4 years)  
     School Record . . . . .same  
 2006-07 Record . . . . .9-18  
     GLVC . . . . .4-15 (West)  
     Letterwinners Returning/ Lost . . . . .n/a  
     Starters Returning . . . . .n/a  
 Ulndy all-time vs. UMSL . . . . .13-5  
 Arena . . . . .Mark Twain Building  
 MBB Contact . . . . .Mary Ann Tierney  
     Office Phone . . . . .314-516-5660  
     Fax . . . . .314-516-5635  
     email . . . . .tierneym@umsl.edu

**Missouri-Rolla  
MINERS**



Dec. 1 • Nicoson Hall

**General Information**

Location . . . . .Rolla, Mo.  
 Founded . . . . .1870  
 Colors . . . . .Silver and Gold  
 Enrollment . . . . .5,800  
 Affiliation . . . . .NCAA Division II  
 Conference . . . . .Great Lakes Valley  
 Chancellor . . . . .Dr. John Carney III  
 Athletic Director . . . . .Mark Mullin  
 Web Page . . . . .sports.umr.edu

**Team Information**

Head Coach . . . . .Dale Martin  
 Alma Mater . . . . .Central Missouri St. ('76)  
 Career Record . . . . .230-304 (21 years)  
     School Record . . . . .same  
 2006-07 Record . . . . .7-20  
     GLVC . . . . .2-17 (West)  
     Letterwinners Returning/ Lost . . . . .5/5  
     Starters Returning . . . . .2  
 Ulndy all-time vs. UMR . . . . .1-1  
 Arena . . . . .Bullman Multi-Purpose (4,000)  
 MBB Contact . . . . .John Kean  
     Office Phone . . . . .573-341-4140  
     Fax . . . . .573-341-4880  
     email . . . . .jkean@umr.edu

**Lander  
BEARCATS**



Dec. 15 • Charlotte, N.C.

**General Information**

Location . . . . .Greenwood, S.C.  
 Founded . . . . .1872  
 Colors . . . . .Blue, Yellow and Rust  
 Enrollment . . . . .3,000  
 Affiliation . . . . .NCAA Division II  
 Conference . . . . .Peach Belt  
 President . . . . .Daniel W. Ball  
 Athletic Director . . . . .Jeff May  
 Web Page . . . . .landerbearcats.athleticsite.com

**Team Information**

Head Coach . . . . .Bruce Evans  
 Alma Mater . . . . .Furman, 1992  
 Career Record . . . . .46-43 (3 years)  
     School Record . . . . .same  
 2006-07 Record . . . . .20-11  
     Peach Belt . . . . .11-5  
     Letterwinners Returning/ Lost . . . . .n/a  
     Starters Returning . . . . .n/a  
 Ulndy all-time vs. Lander . . . . .0-0  
 Arena . . . . .Horne Arena  
 MBB Contact . . . . .Bob Stoner  
     Office Phone . . . . .864-388-8962  
     Fax . . . . .n/a  
     email . . . . .bstoner@lander.edu

**Queen's  
ROYALS**



Dec. 16 • Charlotte, N.C.

**General Information**

Location . . . . .Charlotte, N.C.  
 Founded . . . . .1857  
 Colors . . . . .Blue and Gold  
 Enrollment . . . . .2,200  
 Affiliation . . . . .NCAA Division II  
 Conference . . . . .Conference Carolinas  
 President . . . . .Pamela Davies, Ph.D.  
 Athletic Director . . . . .Jeannie King  
 Web Page . . . . .queens.edu/athletics

**Team Information**

Head Coach . . . . .Brian Good  
 Alma Mater . . . . .Wisconsin, 1993  
 Career Record . . . . .102-214 (12 years)  
     School Record . . . . .51-35 (3 years)  
 2006-07 Record . . . . .13-15  
     Conf. Carolinas . . . . .8-8  
     Letterwinners Returning/ Lost . . . . .n/a  
     Starters Returning . . . . .n/a  
 Ulndy all-time vs. Queen's . . . . .0-0  
 Arena . . . . .Owens Athletic Center  
 MBB Contact . . . . .Sarah Hauck  
     Office Phone . . . . .704-337-2585  
     Fax . . . . .704-337-2237  
     email . . . . .haucks@queens.edu

**West Virginia State  
YELLOW JACKETS**



Dec. 16 • Charlotte, N.C.

**General Information**

Location . . . . .Institute, W.Va.  
 Founded . . . . .1891  
 Colors . . . . .Black and Gold  
 Enrollment . . . . .3,344  
 Affiliation . . . . .NCAA Division II  
 Conference . . . . .West Virginia Intercol. Ath. Conf.  
 President . . . . .Dr. Hazo W. Carter, Jr.  
 Athletic Director . . . . .Bob Parker  
 Web Page . . . . .wvsuyellowjackets.com

**Team Information**

Head Coach . . . . .Brian Poore  
 Alma Mater . . . . .WVSU, 1988  
 Career Record . . . . .161-105 (9 years)  
     School Record . . . . .149-91(8 years)  
 2006-07 Record . . . . .26-7  
     WVIAC . . . . .13-5  
     Letterwinners Returning/ Lost . . . . .n/a  
     Starters Returning . . . . .n/a  
 Ulndy all-time vs. WVSU . . . . .0-0  
 Arena . . . . .Fleming Hall  
 MBB Contact . . . . .Sean McAndrews  
     Office Phone . . . . .304-766-4122  
     Fax . . . . .304-766-3364  
     email . . . . .mcandrse@wvstateu.edu

**Grand Valley State  
LAKERS**



Dec. 28 • Nicoson Hall

**General Information**

Location . . . . .Allendale, Mich.  
 Founded . . . . .1960  
 Colors . . . . .Blue, Black and White  
 Enrollment . . . . .23,295  
 Affiliation . . . . .NCAA Division II  
 Conference . . . . .Great Lakes Intercol. Ath. Conf.  
 President . . . . .Thomas J. Haas  
 Athletic Director . . . . .Tim W. Selgo  
 Web Page . . . . .gvsulakers.com

**Team Information**

Head Coach . . . . .Ric Wesley  
 Alma Mater . . . . .Central Michigan, 1980  
 Career Record . . . . .79-14 (3 years)  
     School Record . . . . .same  
 2006-07 Record . . . . .13-15  
     GLIAC . . . . .8-8  
     Letterwinners Returning/ Lost . . . . .8/6  
     Starters Returning . . . . .4  
 Ulndy all-time vs. GVSU . . . . .2-3  
 Arena . . . . .GVSU Fieldhouse Arena  
 MBB Contact . . . . .Tim Nott  
     Office Phone . . . . .616-331-3275  
     Fax . . . . .616-331-3838  
     email . . . . .nott@gvsu.edu



**UMass-Lowell  
RIVERHAWKS**



Dec. 30 • Nicoson Hall

**General Information**

Location . . . . .Lowell, Mass.  
 Founded . . . . .1975  
 Colors . . . . .Red and Blue  
 Enrollment . . . . .11,208  
 Affiliation . . . . .NCAA Division II  
 Conference . . . . .Northeast 10  
 Chancellor . . . . .Marty Meehan  
 Athletic Director . . . . .Dana Skinner  
 Web Page . . . . .goriverhawks.com

**Team Information**

Head Coach . . . . .Ken Barer  
 Alma Mater . . . . .George Washington, 1988  
 Career Record . . . . .124-58 (6 years)  
     School Record . . . . .same  
 2006-07 Record . . . . .9-18  
     Northeast-10 . . . . .6-16  
     Letterwinners Returning/ Lost . . . . .n/a  
     Starters Returning . . . . .n/a  
 Ulndy all-time vs. UM-L . . . . .0-0  
 Arena . . . . .Costello Gym  
 MBB Contact . . . . .Chris O'Donnell  
     Office Phone . . . . .978-934-2306  
     Fax . . . . .978-934-2313  
     email . . . . .chris\_odonnell@uml.edu

**Wisconsin-Parkside  
RANGERS**



Jan. 3 - Kenosha, Wis. • Feb. 23- Nicoson

**General Information**

Location . . . . .Kenosha, Wis.  
 Founded . . . . .1968  
 Colors . . . . .Green, Black and White  
 Enrollment . . . . .5,100  
 Affiliation . . . . .NCAA Division II  
 Conference . . . . .Great Lakes Valley  
 President . . . . .Dr. Jack P. Keating  
 Athletic Director . . . . .David Williams  
 Web Page . . . . .newweb.up.e.edu/athletics

**Team Information**

Head Coach . . . . .Luke Reigel  
 Alma Mater . . . . .Wis.-Platteville, 1997  
 Career Record . . . . .52-63 (4 years)  
     School Record . . . . .same  
 2006-07 Record . . . . .19-13  
     GLVC . . . . .10-9 (East)  
     Letterwinners Returning/ Lost . . . . .n/a  
     Starters Returning . . . . .n/a  
 Ulndy all-time vs. UWP . . . . .19-9  
 Arena . . . . .DeSimone Gymnasium  
 MBB Contact . . . . .Steve Kratochvil  
     Office Phone . . . . .262-595-2045  
     Fax . . . . .262-515-2225  
     email . . . . .kratochv@uwp.edu

**Lewis  
FLYERS**



Jan. 5- Romeoville, Ill. • Feb. 21- Nicoson

**General Information**

Location . . . . .Romeoville, Ill.  
 Founded . . . . .1932  
 Colors . . . . .Red, White  
 Enrollment . . . . .5,200  
 Affiliation . . . . .NCAA Division II  
 Conference . . . . .Gretat Lakes Valley  
 President . . . . .Brother James Gaffney  
 Athletic Director . . . . .Dan Schumacher  
 Web Page . . . . .lewisflyers.com

**Team Information**

Head Coach . . . . .Scott Trost  
 Alma Mater . . . . .Minn.-Morris, 1985  
 Career Record . . . . .15-13 (1 year)  
     School Record . . . . .167-99 (10 years)  
 2006-07 Record . . . . .15-13  
     GLVC . . . . .10-9 (East)  
     Letterwinners Returning/ Lost . . . . .n/a  
     Starters Returning . . . . .n/a  
 Ulndy all-time vs. LU . . . . .23-33  
 Arena . . . . .Neil Carey Arena (855)  
 MBB Contact . . . . .Ron Deuter  
     Office Phone . . . . .815-836-5229  
     Fax . . . . .815-836-5835  
     email . . . . .deuterro@lewisu.edu

**Northern Kentucky  
NORSE**



Jan. 10- Nicoson • Feb. 16- Highland Heights, Ky.

**General Information**

Location . . . . .Highland Heights, Ky.  
 Founded . . . . .1968  
 Colors . . . . .Gold, Black and White  
 Enrollment . . . . .14,000  
 Affiliation . . . . .NCAA Division II  
 Conference . . . . .Great Lakes Valley  
 President . . . . .Dr. James Votruba  
 Athletic Director . . . . .Jane Meier  
 Web Page . . . . .nku.edu/~athletics

**Team Information**

Head Coach . . . . .Dave Bezold  
 Alma Mater . . . . .Viterbo, 1990  
 Career Record . . . . .55-35 (3 years)  
     School Record . . . . .same  
 2006-07 Record . . . . .24-9  
     Horizon . . . . .13-6 (East)  
     Letterwinners Returning/ Lost . . . . .4/na  
     Starters Returning . . . . .3  
 Ulndy all-time vs. NKU . . . . .26-28  
 Arena . . . . .Regents Hall  
 MBB Contact . . . . .Don Owen  
     Office Phone . . . . .859-572-5470  
     Fax . . . . .859-572-5427  
     email . . . . .owend@nku.edu

**Bellarmine  
KNIGHTS**



Jan. 12- Nicoson • Feb. 14- Louisville, Ky.

**General Information**

Location . . . . .Louisville, Ky.  
 Founded . . . . .1950  
 Colors . . . . .Silver and Scarlet  
 Enrollment . . . . .2,627  
 Affiliation . . . . .NCAA Division II  
 Conference . . . . .Great Lakes Valley  
 President . . . . .Dr. Joseph J. McGowan  
 Athletic Director . . . . .Scoot Wiegandt  
 Web Page . . . . .athletics.bellarmine.edu

**Team Information**

Head Coach . . . . .Scott Davenport  
 Alma Mater . . . . .Louisville, 1978  
 Career Record . . . . .26-29 (2 years)  
     School Record . . . . .same  
 2006-07 Record . . . . .12-15  
     GLVC . . . . .8-11 (East)  
     Letterwinners Returning/ Lost . . . . .8/7  
     Starters Returning . . . . .2/3  
 Ulndy all-time vs. BU . . . . .39-38  
 Arena . . . . .Knights Hall (2,500)  
 MBB Contact . . . . .Nels Popp  
     Office Phone . . . . .502-452-8078  
     Fax . . . . .502-452-8450  
     email . . . . .npopp@bellarmine.edu

**SIU Edwardsville  
COUGARS**



Jan. 17 • Edwardsville, Ill.

**General Information**

Location . . . . .Edwardsville, Ill.  
 Founded . . . . .1957  
 Colors . . . . .Red and White  
 Enrollment . . . . .13,449  
 Affiliation . . . . .NCAA Division II  
 Conference . . . . .Great Lakes Valley  
 Chancellor . . . . .Dr. Vaughn Vandegrift  
 Athletic Director . . . . .Dr. Brad Hewitt  
 Web Page . . . . .siue.edu/ATHLETIC

**Team Information**

Head Coach . . . . .Lennox Forrester  
 Alma Mater . . . . .Evansville, 1992  
 Career Record . . . . .0-0 (1st season)  
     School Record . . . . .same  
 2006-07 Record . . . . .15-12  
     GLVC . . . . .10-9 (West)  
     Letterwinners Returning/ Lost . . . . .6/5  
     Starters Returning . . . . .2  
 Ulndy all-time vs. SIUE . . . . .16-5  
 Arena . . . . .Vadalabene Center (4,000)  
 MBB Contact . . . . .Eric Hess  
     Office Phone . . . . .618-650-3608  
     Fax . . . . .618-650-2296  
     email . . . . .ehess@siue.edu



**Quincy  
HAWKS**



Jan. 19 • Quincy, Ill.

**General Information**

Location . . . . . Quincy, Ill.  
 Founded . . . . . 1860  
 Colors . . . . . Brown, Gold and White  
 Enrollment . . . . . 1,292  
 Affiliation . . . . . NCAA Division II  
 Conference . . . . . Great Lakes Valley  
 President . . . . . Dr. David Schachtsiek  
 Athletic Director . . . . . Marty Bell  
 Web Page . . . . . quincy.edu/Athletics

**Team Information**

Head Coach . . . . . Marty Bell  
 Alma Mater . . . . . South Carolina, 1985  
 Career Record . . . . . 71-48 (4 years)  
     School Record . . . . . same  
 2006-07 Record . . . . . 20-10  
     GLVC . . . . . 10-7 (West)  
     Letterwinners Returning/ Lost . . . . . 7/5  
     Starters Returning . . . . . 2  
 Ulndy all-time vs. QU . . . . . 14-8  
 Arena . . . . . Pepsi Arena (2,000)  
 MBB Contact . . . . . Brian Lovellette  
     Office Phone . . . . . 217-228-5475  
     Fax . . . . . 217-228-5034  
     email . . . . . lovelbr@quincy.edu

**Rockhurst  
HAWKS**



Jan. 24 • Nicoson Hall

**General Information**

Location . . . . . Kansas City, Mo.  
 Founded . . . . . 1910  
 Colors . . . . . Blue and White  
 Enrollment . . . . . 3,000  
 Affiliation . . . . . NCAA Division II  
 Conference . . . . . Great Lakes Valley  
 President . . . . . Rev. Thomas B. Curran, O.S.F.S.  
 Athletic Director . . . . . Richard Konzern  
 Web Page . . . . . wsuraiders.com

**Team Information**

Head Coach . . . . . Bill O'Connor  
 Alma Mater . . . . . St. Benedict's, 1972  
 Career Record . . . . . 193-179 (13 years)  
     School Record . . . . . same  
 2006-07 Record . . . . . 17-12  
     GLVC . . . . . 11-8 (West)  
     Letterwinners Returning/ Lost . . . . . 8/4  
     Starters Returning . . . . . 3  
 Ulndy all-time vs. RU . . . . . 0-3  
 Arena . . . . . Mason-Halpin Field House (1,500)  
 MBB Contact . . . . . John Dodderidge  
     Office Phone . . . . . 816-501-4850  
     Fax . . . . . 816-501-4119  
     email . . . . . john.dodderidge@rockhurst.edu

**Drury  
PANTHERS**



Jan. 26 • Nicoson Hall

**General Information**

Location . . . . . Springfield, Mo.  
 Founded . . . . . 1873  
 Colors . . . . . Scarlet and Gray  
 Enrollment . . . . . 1,600  
 Affiliation . . . . . NCAA Division II  
 Conference . . . . . Great Lakes Valley  
 President . . . . . Todd Parnell  
 Athletic Director . . . . . Pat Atwell  
 Web Page . . . . . drurypanthers.com

**Team Information**

Head Coach . . . . . Steve Hesser  
 Alma Mater . . . . . Oklahoma State, 1984  
 Career Record . . . . . 63-25 (3 years)  
     School Record . . . . . same  
 2006-07 Record . . . . . 21-9  
     GLVC . . . . . 13-6 (West)  
     Letterwinners Returning/ Lost . . . . . 6/4  
     Starters Returning . . . . . 4  
 Ulndy all-time vs. DU . . . . . 1-1  
 Arena . . . . . Weiser Gym (2,200)  
 MBB Contact . . . . . Scott Puryear  
     Office Phone . . . . . 417-873-7374  
     Fax . . . . . 417-873-4097  
     email . . . . . puryear@drury.edu

**Saint Joseph's  
PUMAS**



Feb. 2- Rensselaer, Ind. • Feb. 26- Nicoson Hall

**General Information**

Location . . . . . Rensselaer, Ind.  
 Founded . . . . . 1891  
 Colors . . . . . Cardinal and Purple  
 Enrollment . . . . . 1,000  
 Affiliation . . . . . NCAA Division II  
 Conference . . . . . Great Lakes Valley  
 President . . . . . Dr. Earnest R. Mills III  
 Athletic Director . . . . . Bill Massoels  
 Web Page . . . . . saintjoe.edu/athletics

**Team Information**

Head Coach . . . . . Richard Davis  
 Alma Mater . . . . . Ashland, 2001  
 Career Record . . . . . 16-12 (1 year)  
     School Record . . . . . same  
 2005-06 Record . . . . . 16-12  
     Horizon . . . . . 11-8 (East)  
     Letterwinners Returning/ Lost . . . . . n/a  
     Starters Returning . . . . . n/a  
 Ulndy all-time vs. SJC . . . . . 38-44  
 Arena . . . . . Scharf Alumni Fieldhouse  
 MBB Contact . . . . . Clark Teuscher  
     Office Phone . . . . . 219-866-6141  
     Fax . . . . . 219-866-6280  
     email . . . . . clark@saintjoe.edu

**Kentucky Wesleyan  
PANTHERS**



Feb. 7- Owensboro, Ky. • Feb. 28- Nicoson Hall

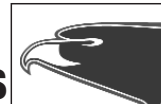
**General Information**

Location . . . . . Owensboro, Ky.  
 Founded . . . . . 1858  
 Colors . . . . . Purple and White  
 Enrollment . . . . . 968  
 Affiliation . . . . . NCAA Division II  
 Conference . . . . . Great Lakes Valley  
 President . . . . . Anne Cairns Federlein, Ph.D.  
 Athletic Director . . . . . Gary Gallup  
 Web Page . . . . . kwc.edu/athletic

**Team Information**

Head Coach . . . . . Todd Lee  
 Alma Mater . . . . . South Dakota, 1986  
 Career Record . . . . . 20-33 (2 years)  
     School Record . . . . . same  
 2006-07 Record . . . . . 13-14  
     GLVC . . . . . 6-13 (East)  
     Letterwinners Returning/ Lost . . . . . 4/5  
     Starters Returning . . . . . 3  
 Ulndy all-time vs. WSU . . . . . 13-44  
 Arena . . . . . Owensboro Sportscenter (5,002)  
 MBB Contact . . . . . Roy Pickerill  
     Office Phone . . . . . 270-852-3347  
     Fax . . . . . 270-852-3356  
     email . . . . . pickeril@kwc.edu

**Southern Indiana  
SCREAMING EAGLES**



Feb. 9 • Evansville, Ind.

**General Information**

Location . . . . . Evansville, Ind.  
 Founded . . . . . 1965  
 Colors . . . . . Red, White and Blue  
 Enrollment . . . . . 9,939  
 Affiliation . . . . . NCAA Division II  
 Conference . . . . . Great Lakes Valley  
 President . . . . . Dr. H. Ray Hoops  
 Athletic Director . . . . . Jon Mark Hall  
 Web Page . . . . . usi.edu/sports

**Team Information**

Head Coach . . . . . Rick Herdes  
 Alma Mater . . . . . Grace College, 1980  
 Career Record . . . . . 158-40 (6 years)  
     School Record . . . . . same  
 2006-07 Record . . . . . 29-6  
     GLVC . . . . . 14-5 (West)  
     Letterwinners Returning/ Lost . . . . . 6/7  
     Starters Returning . . . . . 1  
 Ulndy all-time vs. USI . . . . . 15-46  
 Arena . . . . . Physical Activities Center (3,300)  
 MBB Contact . . . . . Ray Simmons  
     Office Phone . . . . . 812-465-1121  
     Fax . . . . . 812/465-7094  
     email . . . . . rsimmons@usi.edu



**Brock named All-GLVC honorable mention:** Junior transfer DeAndre Brock earned All-GLVC honorable mention accolades after leading the Greyhounds in scoring in 2006-07 and helping Ulndy to nine more wins than last season. Brock, a graduate of Indianapolis Warren Central High School, averaged 16.4 points per game, ninth-best in the 14-team conference. In his first season with the Greyhounds after transferring from Spoon River Community College, Brock led the team in scoring in 20 of the Hounds' 26 games. He knocked down a team-high 53 three-pointers, including at least one in each of his first 22 games in a Greyhound uniform.

**GLVC Player of the Week:** (Jan. 15) Brock averaged 21.5 points for the Greyhounds in wins over nationally-ranked Quincy and SIU Edwardsville.

**Top-Ten Teams Fall at Nicoson:** Ulndy downed a pair of top -0 teams at Nicoson Hall, beating previously-undefeated and second-ranked Southern Indiana, 56-55 on Dec. 9. The Hounds followed that up with a win over #9 Quincy, 68-63, on Jan. 18.

**The Eagle Has Landed:** The Greyhounds held USI to just 55 points on Dec. 9, the Eagles' fewest since the 2001 season. Coming into the contest, USI was averaging 95.3 points per game.

**Power Play:** With wins over Kentucky Wesleyan and Southern Indiana on the same weekend, the 2006-07 team marked the first Greyhound team since the 1996-97 squad to beat both GLVC powers in the same season. KWC and USI have been travel partners in the conference for many years and the weekend sweep was the first by a Ulndy team since Bill Green's squad turned the trick on Feb. 23 and 25, 1989.

**Tenacious "D":** The Greyhounds amassed eight blocked shots in their win over Kentucky Wesleyan on Dec. 7. Three blocks apiece for Tristan Rogers and Braxton Mills helped paved the way for the Hounds' ferocious defense. The eight rejections marked the most blocks in a game in recent history (since the 1999-2000 season, the last season that per-game block totals were readily available).

**Strahm-boli:** With 100 assists and just 33 turnovers during the entire season, senior Scott Strahm was the Great Lakes Valley Conference leader in assist-to-turnover ratio (3.03). He boasted an even better 3.19 average in league games (83 asst., 26 TO), easily the top ratio in conference games.

**Sturgeon 150:** With a 72-67 win at Kentucky Wesleyan, Head Coach Todd Sturgeon earned not only a season sweep of the Panthers, but his 150th career win. Coming into the season, KWC held a 17-1 series advantage in the series in Sturgeon's tenure. The Hounds now won three of the past five meetings between the teams.

**Starting dozen:** Coach Sturgeon used numerous different starting combinations and 12 different Greyhounds saw the floor during the opening tip in 2006-07. DeAndre Brock and Braxton Mills each had the most starts on the team with 22 apiece.

**Good First Impression:** Junior transfer DeAndre Brock capped his first game as a Greyhound with a buzzer-beating shot that provided the final margin as the Hounds beat visiting Brescia, 56-54, in the season opener. With the score tied in the final seconds, Brock rattled in a jumper to give the Greyhounds the win in his occasion to don the Crimson and Grey.

**On the Big Stage:** Ulndy played NCAA Division I tournament teams Wright State and Indiana in the exhibition season. Both teams went on to have stellar 2006-07 seasons, advancing to the NCAA postseason. The Raiders were the Horizon League champions and the Hoosiers compiled a 21-11 mark this season.

## 2006-07 INDIVIDUAL STATISTICS

##	Player	GP/GS	Min	Avg	-----Total-----		----3FG----		----FT-----		-----Reb-----				PF	FO	A	TO	Blk	Stl	Pts	Avg
					FG-FGA	Pct	3FG-A	Pct	FT-FTA	Pct	Off	Def	Tot	Avg								
32	Brock, DeAndre	26/22	782	30.1	131-309	.424	59-159	.371	106-127	.835	27	89	116	4.5	47	1	35	53	5	23	427	16.4
22	Barnard, Justin	26/21	715	27.5	108-248	.435	26-83	.313	37-59	.627	28	95	123	4.7	61	1	36	47	20	16	279	10.7
42	Mills, Braxton	26/22	677	26.0	117-207	.565	3-15	.200	39-61	.639	68	98	166	6.4	87	2	22	34	28	21	276	10.6
14	Radcliff, Keith	26/5	538	20.7	47-125	.376	25-68	.368	17-22	.773	12	34	46	1.8	45	1	33	15	0	14	136	5.2
20	Barnard, Jordan	23/3	396	17.2	48-125	.384	23-63	.365	16-34	.471	13	55	68	3.0	33	0	28	30	6	11	135	5.9
24	Strahm, Scott	26/19	608	23.4	39-113	.345	26-79	.329	12-19	.632	8	36	44	1.7	23	0	100	33	0	16	116	4.5
05	Cockerham, Tyke	26/12	460	17.7	42-100	.420	3-20	.150	19-30	.633	9	25	34	1.3	53	1	36	33	0	21	106	4.1
11	Rogers, Tristan	23/11	372	16.2	35-83	.422	2-6	.333	21-36	.583	15	27	42	1.8	33	0	18	30	10	7	93	4.0
34	Ludlow, Reed	26/6	271	10.4	23-49	.469	0-0	.000	14-18	.778	25	33	58	2.2	32	1	4	13	4	9	60	2.3
23	Jackson, Myron	26/7	333	12.8	16-56	.286	8-29	.276	6-8	.750	11	22	33	1.3	37	0	15	9	1	25	46	1.8
30	Thompkins, James	3/1	69	23.0	14-31	.452	3-7	.429	11-12	.917	3	4	7	2.3	3	0	1	3	2	3	42	14.0
25	Drake, Sean	5/0	22	4.4	1-9	.111	1-6	.167	0-0	.000	2	0	2	0.4	6	0	3	1	0	2	3	0.6
10	Brand, Tyler	3/1	7	2.3	1-2	.500	0-0	.000	0-0	.000	0	0	0	0.0	1	0	0	1	0	0	2	0.7
TM	TEAM.....												37	28	65	2.5	0		5			
	<b>Total.....</b>	<b>26</b>			<b>622-1457</b>	<b>.427</b>	<b>179-535</b>	<b>.335</b>	<b>298-426</b>	<b>.700</b>	<b>258</b>	<b>546</b>	<b>804</b>	<b>30.9</b>	<b>461</b>	<b>7</b>	<b>331</b>	<b>307</b>	<b>76</b>	<b>168</b>	<b>1721</b>	<b>66.2</b>
	Opponents.....	26			626-1372	.456	176-478	.368	359-484	.742	274	644	918	35.3	426	9	348	372	53	114	1787	68.7



RECORD:	OVERALL	HOME	AWAY	NEUTRAL
ALL GAMES	13-13	7-5	5-8	1-0
CONFERENCE	9-10	5-4	4-6	0-0
NON-CONFERENCE	4-3	2-1	1-2	1-0

Opponent	Date	Score	WL	POINTS	REBOUNDS	ASSISTS
BRESCIA	11/15/06	56-54	W	19-Brock, DeAndre	8-Ludlow, Reed	6-Strahm, Scott
HILLSDALE	11/21/06	70-83	L	22-Thompkins, James	7-Mills, Braxton	3-Strahm & Cockerham
at Missouri-Rolla	12/02/06	71-85	L	23-Brock, DeAndre	6-Barnard, Justin	3-Rogers, Tristan
KENTUCKY WESLEYAN	12/07/06	77-70	W	16-Brock & Thompkins	7-Rogers, Tristan	6-Strahm, Scott
SOUTHERN INDIANA	12/09/06	56-55	W	14-Brock, DeAndre	4-Ludlow & Mills	4-Strahm, Scott
SAGINAW VALLEY STATE	12/17/06	73-62	W	14-Brock, DeAndre	12-Mills, Braxton	3-Mills, Braxton
vs Ferris State	12/20/06	71-60	W	21-Brock, DeAndre	6-Mills & Brock	3-Barnard, Justin
at Wayne State	12/21/06	65-73	L	21-Brock, DeAndre	7-Barnard, Jordan	3-Brock, DeAndre
at Hawai'i Pacific	12/29/06	70-66	W	23-Brock, DeAndre	12-Mills, Braxton	3-Radcliff, Keith
at Chaminade	12/30/06	71-87	L	18-Brock, DeAndre	6-Barnard & Barnard	4-Strahm, Scott
at Saint Joseph's	01/06/07	61-64	LOT	12-Brock, DeAndre	10-Barnard, Justin	4-Brock, DeAndre
at Missouri-St. Louis	01/08/07	64-59	W	20-Barnard, Justin	9-Barnard, Justin	10-Strahm, Scott
at Rockhurst University	01/11/07	46-63	L	9-Brock & Rogers	6-Mills & Barnard, Ju.	4-Strahm, Scott
at Drury University	01/13/07	77-66	W	19-Brock, DeAndre	6-Barnard, Justin	4-Brock, DeAndre
QUINCY	01/18/07	68-63	W	25-Brock, DeAndre	4-Mills/Brock/Barnard	5-Strahm, Scott
SIUE	01/20/07	69-67	W	18-Brock, DeAndre	9-Mills, Braxton	3-Barnard, Jo. & Strahm
at Northern Kentucky	01/25/07	62-67	L	14-Brock, DeAndre	9-Mills, Braxton	5-Strahm, Scott
at Bellarmine	01/27/07	66-64	W	18-Barnard, Justin	11-Brock, DeAndre	5-Strahm, Scott
LEWIS	02/01/07	62-68	L	12-Brock & Barnard, Ju.	10-Mills, Braxton	3-Strahm/Cockerham/Barnard, Ju.
UW-PARKSIDE	02/03/07	67-72	L	17-Brock, DeAndre	9-Brock & Mills	7-Strahm, Scott
at Kentucky Wesleyan	02/10/07	72-67	W	26-Brock, DeAndre	5-Barnard & Mills	8-Strahm, Scott
at UW-Parkside	02/15/07	80-89	LOT	17-Strahm, Scott	5-Brock & Radcliff	3-Barnard, Ju./Strahm/Radcliff
at Lewis	02/17/07	60-65	L	13-Barnard, Justin	8-Mills, Braxton	6-Cockerham, Tyke
SAINT JOSEPH'S	02/19/07	56-82	L	12-Brock, DeAndre	7-Brock, DeAndre	3-Radcliff & Cockerham
BELLARMINE	02/22/07	71-68	W	25-Brock, DeAndre	9-Barnard & Mills	4-Strahm, Scott
NORTHERN KENTUCKY	02/24/07	60-68	L	19-Barnard, Justin	11-Mills, Braxton	5-Strahm, Scott

SCORE BY PDS:	1st	2nd	OT	Total
Indianapolis	760	951	10	1721
Opponents	836	929	22	1787



## 2006-07 GLVC STANDINGS

WEST DIVISION						EAST DIVISION					
TEAM	W-L	Pct.	Overall Div.	W-L	Pct.	TEAM	W-L	Pct.	Overall Div.	W-L	Pct.
1. So. Indiana	14-5	.737	9-3	29-6	.829	1. No. Kentucky	13-6	.684	9-3	24-9	.727
2. Drury	13-6	.684	9-3	21-9	.700	2. Saint Joseph's	11-8	.579	7-5	16-12	.571
3. Quincy	12-7	.632	8-4	20-10	.667	3. UW-Parkside	10-9	.526	8-4	19-13	.594
4. Rockhurst	11-8	.579	7-5	17-12	.586	Lewis	10-9	.526	6-6	15-13	.536
5. SIU Edwardsville	10-9	.526	6-6	15-12	.556	5. Indianapolis	9-10	.474	4-8	13-13	.500
6. Missouri-St. Louis	4-15	.211	3-9	9-18	.333	6. Bellarmine	8-11	.421	5-7	12-15	.444
7. Missouri-Rolla	2-17	.105	0-12	7-20	.259	7. Kentucky Wesleyan	6-13	.316	3-9	13-14	.481

## 2006-07 GLVC TEAM STATISTICS

### SCORING OFFENSE

Team	PPG
1. Southern Indiana	83.7
2. UW-Parkside	78.6
3. Drury	76.4
4. Kentucky Wesleyan	76.1
5. Quincy	75.5
6. Bellarmine	74.4
7. Northern Kentucky	74.4
8. Saint Joseph's	72.9
9. Missouri-Rolla	72.8
10. Missouri-St. Louis	71.3
11. Rockhurst	70.8
12. Lewis	70.0
13. SIU Edwardsville	67.6
14. Indianapolis	66.2

### FT PERCENTAGES

Team	Pct
1. Northern Kentucky	.759
2. Missouri-Rolla	.755
3. Quincy	.742
4. Missouri-St. Louis	.738
5. Rockhurst	.734
6. Drury	.733
7. UW-Parkside	.730
8. SIU Edwardsville	.725
9. Kentucky Wesleyan	.714
10. Saint Joseph's	.713
11. Bellarmine	.709
12. Southern Indiana	.707
13. Indianapolis	.700
14. Lewis	.687

### 3FG PERCENTAGES

Team	Pct
1. Kentucky Wesleyan	.406
2. Missouri-St. Louis	.396
3. Northern Kentucky	.393
4. Drury	.392
5. Southern Indiana	.387
6. Rockhurst	.385
7. Bellarmine	.380
8. UW-Parkside	.367
9. Quincy	.364
10. Saint Joseph's	.362
11. Lewis	.355
12. SIU Edwardsville	.355
13. Indianapolis	.335
14. Missouri-Rolla	.324

### BLOCKED SHOTS

Team	BPG
1. Rockhurst	4.59
2. Quincy	3.57
3. Missouri-Rolla	3.33
4. SIU Edwardsville	2.96
5. Southern Indiana	2.94
6. Indianapolis	2.92
7. Kentucky Wesleyan	2.78
8. Drury	2.67
Northern Kentucky	2.67
10. Lewis	2.50
11. UW-Parkside	2.19
12. Saint Joseph's	1.93
13. Bellarmine	1.70
14. Missouri-St. Louis	1.074

### OFF. REBOUNDS

Team	RPG
1. Missouri-Rolla	13.33
2. Southern Indiana	11.91
3. UW-Parkside	11.72
4. Saint Joseph's	11.54
5. Rockhurst	11.34
6. Missouri-St. Louis	10.89
7. Kentucky Wesleyan	10.67
8. Lewis	10.46
9. Indianapolis	9.92
10. Drury	9.50
11. Quincy	9.10
12. Northern Kentucky	8.58
13. Bellarmine	8.30
14. SIU Edwardsville	7.81

### SCORING DEFENSE

Team	PPG
1. SIU Edwardsville	61.7
2. Rockhurst	66.2
3. Northern Kentucky	66.2
4. Indianapolis	68.7
5. Southern Indiana	68.7
6. Drury	70.1
7. Lewis	70.5
8. Quincy	70.9
9. UW-Parkside	72.7
10. Kentucky Wesleyan	73.7
11. Bellarmine	73.9
12. Saint Joseph's	74.1
13. Missouri-St. Louis	75.7
14. Missouri-Rolla	77.0

### FG PERCENTAGES

Team	Pct
1. Southern Indiana	.519
2. Kentucky Wesleyan	.507
3. Quincy	.497
4. Bellarmine	.497
5. Drury	.493
6. Northern Kentucky	.482
7. UW-Parkside	.481
8. Rockhurst	.469
9. Saint Joseph's	.459
10. Missouri-St. Louis	.456
11. SIU Edwardsville	.454
12. Lewis	.451
13. Indianapolis	.427
14. Missouri-Rolla	.419

### 3FG PCT DEFENSE

Team	Pct
1. Saint Joseph's	.350
2. SIU Edwardsville	.351
3. Northern Kentucky	.351
4. Southern Indiana	.352
5. Quincy	.355
6. Lewis	.361
7. Missouri-St. Louis	.364
8. Indianapolis	.368
9. Drury	.371
10. Rockhurst	.376
11. Missouri-Rolla	.380
12. Bellarmine	.380
13. UW-Parkside	.391
14. Kentucky Wesleyan	.400

### ASSISTS

Team	APG
1. Drury	18.70
2. Southern Indiana	17.66
3. Bellarmine	16.67
4. UW-Parkside	16.53
5. Kentucky Wesleyan	15.07
6. Lewis	14.61
7. Rockhurst	14.34
8. Saint Joseph's	14.32
9. SIU Edwardsville	14.30
10. Quincy	13.53
11. Missouri-St. Louis	13.26
12. Missouri-Rolla	13.22
13. Indianapolis	12.73
14. Northern Kentucky	12.36

### DEF. REBOUNDS

Team	RPG
1. Lewis	24.79
2. Southern Indiana	24.26
3. Quincy	23.07
4. Kentucky Wesleyan	22.96
5. Missouri-St. Louis	22.85
6. Bellarmine	22.56
7. Drury	22.40
8. Northern Kentucky	22.36
9. Saint Joseph's	22.25
10. SIU Edwardsville	22.15
11. Missouri-Rolla	21.81
12. UW-Parkside	21.34
13. Rockhurst	21.21
14. Indianapolis	21.00

### SCORING MARGIN

Team	Margin
1. Southern Indiana	+15.0
2. Northern Kentucky	+8.1
3. Drury	+6.3
4. UW-Parkside	+5.9
5. SIU Edwardsville	+5.9
6. Quincy	+4.6
7. Rockhurst	+4.6
8. Kentucky Wesleyan	+2.4
9. Bellarmine	+0.5
10. Lewis	-0.5
11. Saint Joseph's	-1.2
12. Indianapolis	-2.5
13. Missouri-Rolla	-4.2
14. Missouri-St. Louis	-4.4

### FG PCT DEFENSE

Team	Pct
1. SIU Edwardsville	.420
2. Rockhurst	.443
3. Lewis	.445
4. Northern Kentucky	.447
5. Southern Indiana	.448
6. Drury	.456
7. Indianapolis	.456
8. Quincy	.463
9. Kentucky Wesleyan	.467
10. Bellarmine	.467
11. Missouri-Rolla	.471
12. Saint Joseph's	.479
13. Missouri-St. Louis	.487
14. UW-Parkside	.489

### REBOUND. MARGIN

Team	Margin
1. Southern Indiana	+7.0
2. Kentucky Wesleyan	+5.6
3. Missouri-St. Louis	+3.3
4. Lewis	+3.2
5. Quincy	+2.1
6. Rockhurst	+2.0
7. Drury	+1.4
8. Saint Joseph's	+1.4
9. UW-Parkside	+0.8
10. Northern Kentucky	-0.2
11. Missouri-Rolla	-1.6
12. Bellarmine	-1.9
13. Indianapolis	-4.4
14. SIU Edwardsville	-4.7

### STEALS

Team	SPG
1. Southern Indiana	9.11
2. Quincy	7.40
3. Saint Joseph's	7.39
4. Missouri-Rolla	7.22
5. Drury	7.20
6. Rockhurst	7.14
7. SIU Edwardsville	6.89
8. Northern Kentucky	6.61
9. Bellarmine	6.56
10. Indianapolis	6.46
11. UW-Parkside	6.16
12. Missouri-St. Louis	6.00
13. Lewis	5.14
14. Kentucky Wesleyan	4.63

### TURNOVER MARGIN

Team	Margin
1. SIU Edwardsville	+5.30
2. Drury	+3.00
3. UW-Parkside	+2.97
4. Southern Indiana	+2.63
5. Indianapolis	+2.50
6. Northern Kentucky	+1.73
7. Missouri-Rolla	+0.74
8. Quincy	+0.17
9. Rockhurst	-0.07
10. Saint Joseph's	-0.43
11. Bellarmine	-0.81
12. Lewis	-1.21
13. Kentucky Wesleyan	-3.26
14. Missouri-St. Louis	-4.30



## 2006-07 GLVC INDIVIDUAL LEADERS

### SCORING

Player	PPG
1. Dagens, Brandon-LU	18.7
2. Ledbetter, Brett-UMSL	18.3
3. Harris, Collins-DU	17.8
4. Coleman, Ronald-SJC	17.5
5. Fahnbulleh, Jeff-KWC	17.5
6. Genova, Jason-LU	17.0
7. Wright, Steven-NKU	16.8
8. Box, Joel-QU	16.6
9. Brock, DeAndre-UINDY	16.4
10. Fenderson, LaVontay-UWP	16.3
11. Hardiek, Mike-SIUE	16.1
12. Ball, Yamani-UMR	15.9
13. Slaten, Troy-UMSL	15.6
14. Edgerson, Rodney-KWC	15.4
15. Bolt, Stephan-LU	15.4

### REBOUNDING

Player	RPG
1. Fahnbulleh, Jeff-KWC	10.5
2. Bolt, Stephan-LU	10.0
3. Hawkins, Octavious-UMSL	7.2
4. Coleman, Ronald-SJC	6.8
5. Sullivan, Rashard-USI	6.8
6. Box, Joel-QU	6.7
7. Wise, Marty-USI	6.7
8. Torson, John-RU	6.7
9. Mayse, Brandon-SJC	6.6
10. Davidson, Tyrone-UMR	6.6
11. Mills, Braxton-UINDY	6.4
12. Wiemann, Shea-UMR	6.3
13. Ferstenou, Brad-UWP	6.2
14. Noll, Casey-UMR	5.9
15. Lopez, Juan-UWP	5.9

### FIELD GOAL PCT

Player	Pct
1. Larkai, Dzaflo-BU	.664
2. Wise, Marty-USI	.614
3. Ferstenou, Brad-UWP	.598
4. Box, Joel-QU	.578
5. Sullivan, Rashard-USI	.571
6. Mills, Braxton-UINDY	.565
7. Bolt, Stephan-LU	.562
8. Fahnbulleh, Jeff-KWC	.555
9. Edgerson, Rodney-KWC	.549
10. Kimbrough, Brandon-DU	.547
11. Ijames, Chris-DU	.543
12. Brooks, Nick-USI	.542
13. Baker, Tim-KWC	.538
14. Hardiek, Mike-SIUE	.536
15. Lopez, Juan-UWP	.532

### ASSISTS

Player	APG
1. Jones, J.B.-SIUE	5.81
2. Deacon, Tyrone-UWP	5.47
3. Kimbrough, Brandon-DU	5.17
4. Marino, Matthew-LU	4.75
5. Flynn, Marcus-BU	4.22
6. Page, Kenny-USI	4.00
7. Strahm, Scott-UINDY	3.85
8. Finnell, Billy-NKU	3.84
9. Dagens, Brandon-LU	3.81
10. Brown, Tim-DU	3.70
11. Pittman, Jonathan-SJC	3.32
12. Williams, Donte-KWC	3.26
13. Wright, Steven-NKU	3.21
14. Hawkins, Octavious-UMSL	3.19
15. Taylor & Ball-UMR	3.07

### FREE THROW PCT

Player	Pct
1. Hall, Melvin-USI	.929
2. Deas, Joey-RU	.880
3. Schappell, Kevin-NKU	.869
4. Edgerson, Rodney-KWC	.864
5. Slaten, Troy-UMSL	.848
6. Williams, Donte-KWC	.847
7. Torson, John-RU	.836
8. Hardiek, Mike-SIUE	.835
9. Brock, DeAndre-UINDY	.835
10. Ledbetter, Brett-UMSL	.814
11. Fenderson, LaVontay-UWP	.813
12. Noll, Casey-UMR	.806
13. Dagens, Brandon-LU	.803
14. Muse, Andre-QU	.786
15. Wright, Steven-NKU	.776

### STEALS

Player	SPG
1. Jones, J.B.-SIUE	2.30
2. Coleman, Ronald-SJC	1.89
3. Page, Kenny-USI	1.71
4. Wright, Steven-NKU	1.64
5. Deacon, Tyrone-UWP	1.59
6. Kimbrough, Brandon-DU	1.53
7. Hawkins, Octavious-UMSL	1.46
8. Brames, Adam-BU	1.44
9. Sullivan, Rashard-USI	1.40
Walker, Ryan-QU	1.40
11. Harris, Collins-DU	1.33
12. Flynn, Marcus-BU	1.26
13. Bolt, Stephan-LU	1.24
14. Love, Kenny-USI	1.23
15. Finnell, Billy-NKU	1.22

### 3FG PCT

Player	3FGPct
1. Bush, Matty-SJC	.517
2. Edgerson, Rodney-KWC	.511
3. Murry, Yannick-KWC	.507
4. Muse, Andre-QU	.479
5. Hall, Melvin-USI	.470
6. Hill, Aaron-RU	.469
7. Schappell, Kevin-NKU	.448
8. Clark, Kyle-UWP	.444
9. Hardiek, Mike-SIUE	.443
10. Gum, Steven-DU	.441
11. Dagens, Brandon-LU	.438
12. Humphrey, Vincent-NKU	.429
13. Brames, Adam-BU	.422
14. Otte, Matt-BU	.417
15. Van Winkle, Geoff-USI	.413

### 3FG MADE

Player	3PG
1. Genova, Jason-LU	3.07
2. Hall, Melvin-USI	2.94
3. Hill, Aaron-RU	2.90
4. Slaten, Troy-UMSL	2.88
5. Gum, Steven-DU	2.50
6. Ledbetter, Brett-UMSL	2.33
7. Van Winkle, Geoff-USI	2.31
8. Brock, DeAndre-UINDY	2.27
9. Teaguer, Anthony-NKU	2.00
Walker, Ryan-QU	2.00
11. Comparato, Matt-SJC	1.93
12. Dagens, Brandon-LU	1.88
13. Wright, Steven-NKU	1.88
14. Brames, Adam-BU	1.81
Shardo, Joe-UMR	1.81

### BLOCKED SHOTS

Player	BPG
1. Torson, John-RU	2.45
2. Box, Joel-QU	2.17
3. Davidson, Tyrone-UMR	2.00
4. Taylor, Doug-SIUE	1.67
5. Sullivan, Rashard-USI	1.49
6. Cripe, James-NKU	1.36
7. Ferstenou, Brad-UWP	1.16
8. Martin, Kevin-RU	1.14
9. Mills, Braxton-UINDY	1.08
10. Fahnbulleh, Jeff-KWC	1.04
11. Harris, Collins-DU	1.03
12. Edgerson, Rodney-KWC	0.81
13. Barnard, Justin-UINDY	0.77
14. Alexander, Brandon-LU	0.64
15. Bolt, Stephan-LU	0.64

### ASSIST/TO RATIO

Player	Ratio
1. Strahm, Scott-UINDY	3.03
2. Jones, J.B.-SIUE	3.02
3. Deacon, Tyrone-UWP	2.46
4. Brown, Tim-DU	2.27
5. Kimbrough, Brandon-DU	2.15
6. Flynn, Marcus-BU	2.04
7. Finnell, Billy-NKU	1.95
8. Williams, Donte-KWC	1.87
9. Marino, Matthew-LU	1.82
10. Page, Kenny-USI	1.61
11. Pittman, Jonathan-SJC	1.58
12. Brames, Adam-BU	1.56
13. Taylor, Justin-UMR	1.24
14. Dagens, Brandon-LU	1.15
15. Wright, Steven-NKU	1.10

### OFF. REBOUNDS

Player	RPG
1. Fahnbulleh, Jeff-KWC	3.23
2. Bolt, Stephan-LU	3.04
3. Noll, Casey-UMR	2.75
4. Mills, Braxton-UINDY	2.62
5. Wise, Marty-USI	2.57
6. Box, Joel-QU	2.38
7. Martin, Kevin-RU	2.34
8. Mayse, Brandon-SJC	2.32
9. Davidson, Tyrone-UMR	2.31
10. Wiemann, Shea-UMR	2.26
11. Lopez, Juan-UWP	2.25
DeChellis, Paul-UMSL	2.25
13. Ferstenou, Brad-UWP	2.13
14. Coleman, Ronald-SJC	2.04
15. Price, Jon-Erik-RU	2.03

### DEF. REBOUNDS

Player	RPG
1. Fahnbulleh, Jeff-KWC	7.27
2. Bolt, Stephan-LU	6.96
3. Hawkins, Octavious-UMSL	5.38
4. Torson, John-RU	5.00
5. Sullivan, Rashard-USI	4.91
6. Coleman, Ronald-SJC	4.79
7. Wright, Steven-NKU	4.70
8. Box, Joel-QU	4.34
9. Mayse, Brandon-SJC	4.32
10. Davidson, Tyrone-UMR	4.27
11. Wise, Marty-USI	4.13
12. Hardiek, Mike-SIUE	4.11
13. Wiemann, Shea-UMR	4.04
14. Ferstenou, Brad-UWP	4.03
15. Kimbrough, Brandon-DU	3.83

## 2006-07 ALL-GLVC

### ALL-GLVC FIRST TEAM

- Steven Wright, Sr., NKU – G
- Brandon Dagens, So., Lewis – G
- Rashard Sullivan, Sr., USI – C
- Joel Box, Sr., Quincy – C
- Collins Harris, Sr., Drury – F

### ALL-GLVC SECOND TEAM

- Melvin Hall, Sr., USI – G
- LaVontay Fenderson, So., UWP – G
- Brandon Kimbrough, Sr., Drury – G
- Ronald Colman, Jr., SJC – F
- Andre Muse, Jr., Quincy – F

### HONORABLE MENTION ALL-GLVC

- J.B. Jones, So., SIUE – G
- Kenny Page, Jr., USI – G
- Brett Ledbetter, Sr., UMSL – G
- Tyrone Deacon, Jr., UWP – G
- Ryan Walker, Sr., Quincy – G
- DeAndre Brock, Jr., UIndy – G
- Jeff Fahnbulleh, Jr., KWC – C
- John Torson, Jr., Rockhurst – C
- Mike Hardiek, Sr., SIUE – F
- Stephan Bolt, Jr., Lewis – F

### PLAYER OF THE YEAR

- Steven Wright, Sr., NKU – G

### FRESHMAN OF THE YEAR

- Justin Taylor, Missouri-Rolla – G

### COACH OF THE YEAR

- Rick Herdes, Southern Indiana



### Greyhounds Coaches Season-by-Season

Season	W-L	Coach	Season	W-L	Coach
1922-23	6-6	John George	1966-67	18-10	Angus Nicoson
1923-24	8-6	John George	1967-68	10-14	Angus Nicoson
1924-25	4-11	John George	1968-69	20-10	Angus Nicoson
1925-26	8-10	John George	1969-70	15-11	Angus Nicoson
1926-27	9-9	Bert Haviland	1970-71	12-14	Angus Nicoson
1927-28	4-12	Bert Haviland	1971-72	18-10	Angus Nicoson
1928-29	9-8	Harry Good	1972-73	15-8	Angus Nicoson
1929-30	10-5	Harry Good	1973-74	15-11	Angus Nicoson
1930-31	9-4	Harry Good	1974-75	14-10	Angus Nicoson
1931-32	11-4	Harry Good	1975-76	13-13	Angus Nicoson
1932-33	16-3	Harry Good	1976-77	12-13	Nicoson, Bright
1933-34	16-1	Harry Good	1977-78	11-14	Bill Bright
1934-35	15-4	Harry Good	1978-79	15-11	Bill Bright
1935-36	11-4	Harry Good	1979-80	7-19	Bill Bright
1936-37	14-4	Harry Good	1980-81	13-14	Bill Keller
1937-38	16-4	Harry Good	1981-82	10-16	Bill Keller
1938-39	11-5	Harry Good	1982-83	11-15	Bill Keller
1939-40	15-2	Harry Good	1983-84	11-17	Bill Keller
1940-41	17-1	Harry Good	1984-85	13-15	Bill Keller
1941-42	16-0	Harry Good	1985-86	15-12	Bill Keller
1942-43	9-3	Harry Good	1986-87	10-17	Bill Keller
1945-46	5-11	Ed Bright	1987-88	12-16	Bill Green
1946-47	11-10	Ed Bright	1988-89	14-14	Bill Green
1947-48	16-8	Angus Nicoson	1989-90	11-17	Bill Green
1948-49	20-9	Angus Nicoson	1990-91	12-16	Bill Green
1949-50	19-9	Angus Nicoson	1991-92	9-19	Bill Green
1950-51	18-7	Angus Nicoson	1992-93	13-14	Royce Waltman
1951-52	20-10	Angus Nicoson	1993-94	17-10	Royce Waltman
1952-53	17-11	Angus Nicoson	1994-95	16-11	Royce Waltman
1953-54	15-8	Angus Nicoson	1995-96	20-9	Royce Waltman
1954-55	10-16	Angus Nicoson	1996-97	23-5	Royce Waltman
1955-56	23-6	Angus Nicoson	1997-98	14-13	Todd Sturgeon
1956-57	14-10	Angus Nicoson	1998-99	17-10	Todd Sturgeon
1957-58	15-11	Angus Nicoson	1999-00	18-10	Todd Sturgeon
1958-59	16-8	Angus Nicoson	2000-01	13-14	Todd Sturgeon
1959-60	15-10	Angus Nicoson	2001-02	15-12	Todd Sturgeon
1960-61	18-8	Angus Nicoson	2002-03	18-11	Todd Sturgeon
1961-62	18-8	Angus Nicoson	2003-04	20-10	Todd Sturgeon
1962-63	18-7	Angus Nicoson	2004-05	19-10	Todd Sturgeon
1963-64	26-3	Angus Nicoson	2005-06	4-23	Todd Sturgeon
1964-65	17-6	Angus Nicoson	2006-07	13-13	Todd Sturgeon
1965-66	17-8	Angus Nicoson			

#### Rank by victories

1.	Angus Nicoson	483
2.	Harry Good	195
3.	Todd Sturgeon	151
4.	Royce Waltman	89
5.	Bill Keller	83
6.	Bill Green	58
7.	Bill Bright	44
8.	John George	26
9.	Ed Bright	16
10.	Bert Haviland	13

#### Rank by win percentage

1.	Harry Good	.789
2.	Royce Waltman	.645
3.	Angus Nicoson	.633
4.	Todd Sturgeon	.545
5.	Bill Bright	.458
6.	John George	.441
7.	Bill Keller	.439
8.	Ed Bright	.432
9.	Bill Green	.414
10.	Bert Haviland	.382

#### Rank by years

1.	Angus Nicoson*	29+
2.	Harry Good	15
3.	Todd Sturgeon	10
4.	Bill Keller	7
5.	Bill Green	5
	Royce Waltman	5
7.	John George	4
8.	Bill Bright*	3+
9.	Bert Haviland	2
	Ed Bright	2

*\*does not include partial seasons*

#### Most winning seasons

1.	Angus Nicoson	25
2.	Harry Good	15
3.	Todd Sturgeon	7
4.	Royce Waltman	4
5.	Bill Bright	2
6.	Bill Keller	1
	Ed Bright	1
	John George	1

#### All-time Indianapolis Head Coaches

Coach	Tenure	Years	W	L	Pct.
John George	1922-26	4	26	33	.441
Bert Haviland	1926-28	2	13	21	.382
Harry Good	1928-43	15	195	52	.789
Ed Bright	1945-47	2	16	21	.432
Angus Nicoson	1947-76	29+	483	279	.633
Bill Bright	1976-80	3+	44	52	.458
Bill Keller	1980-87	7	83	106	.439
Bill Green	1987-92	5	58	82	.414
Royce Waltman	1992-97	5	89	49	.645
Todd Sturgeon	1997-2007	10	151	126	.545

*+does not include partial seasons*

# 2007-08 GLVC COMPOSITE SCHEDULE

## GREY HOUND ATHLETICS

11/2/2007	Cal St.-San Bern.	at Ky. Wesleyan	6:30 PM	12/15/2007	Bellarmine	at West Virginia Tech	3:00 PM	1/21/2008	W.V. Tech	at Bellarmine	7:00 PM
11/3/2007	Metro State	at Ky. Wesleyan	2:30 PM	12/15/2007	Lander	at Indianapolis	3:30 PM	1/22/2008	Ky. Wesleyan	at Oakland City	7:00 PM
11/4/2007	Mont. St.-Billings	at Ky. Wesleyan	3:30 PM	12/15/2007	Han.-LaGrange	at Drury	4:00 PM	1/24/2008	SIU Edwardsville	at Ky. Wesleyan	7:30 PM
11/8/2007	Dream Builders	at Drury	7:00 PM	12/15/2007	Truman State	at Quincy	5:15 PM	1/24/2008	Rockhurst	at Indianapolis	7:30 PM
11/15/2007	Hillsdale	at Bellarmine	7:00 PM	12/15/2007	Berea	at Ky. Wesleyan	7:00 PM	1/24/2008	Bellarmine	at Missouri-Rolla	7:30 PM
11/15/2007	St. Mary's (Kan.)	at Drury	7:00 PM	12/15/2007	Tiffin	at Southern Indiana	7:30 PM	1/24/2008	Quincy	at Southern Indiana	7:30 PM
11/15/2007	Harris-Stowe	at SIU Edwardsville	7:30 PM	12/16/2007	Indianapolis	at Queen's Tourney	TBA	1/24/2008	No. Kentucky	at Mo.-St. Louis	7:30 PM
11/15/2007	Brescia	at Indianapolis	7:30 PM	12/16/2007	Lincoln	at Quincy	5:15 PM	1/24/2008	Drury	at Saint Joseph's	7:30 PM
11/16/2007	Lake Superior St.	at Lewis	3:00 PM	12/17/2007	William Woods	at Mo.-St. Louis	7:00 PM	1/26/2008	No. Kentucky	at Missouri-Rolla	3:00 PM
11/16/2007	Blackburn	at Missouri-Rolla	7:00 PM	12/17/2007	Henderson State	at SIU Edwardsville	7:00 PM	1/26/2008	Rockhurst	at Saint Joseph's	3:00 PM
11/16/2007	Michigan Tech	at UW-Parkside	7:30 PM	12/17/2007	Ferris State	at Saint Joseph's	7:30 PM	1/26/2008	Lewis	at UW-Parkside	3:00 PM
11/16/2007	UC-Clermont	at No. Kentucky	7:45 PM	12/18/2007	Rollins	at Drury	3:30 PM	1/26/2008	Drury	at Indianapolis	3:00 PM
11/17/2007	Rockhurst	at William Jewell	2:00 PM	12/18/2007	Boyce	at Ky. Wesleyan	7:00 PM	1/26/2008	Quincy	at Ky. Wesleyan	3:15 PM
11/17/2007	SIU Edwardsville	at Wayne State	3:00 PM	12/18/2007	Lewis	at Winona State	7:00 PM	1/26/2008	Bellarmine	at Mo.-St. Louis	3:15 PM
11/17/2007	Saint Joseph's	at Saginaw Valley	3:00 PM	12/19/2007	Montevallo	at Drury	3:30 PM	1/26/2008	SIU Edwardsville	at Southern Indiana	3:15 PM
11/17/2007	Michigan Tech	at Lewis	3:00 PM	12/19/2007	Illinois Tech	at UW-Parkside	7:00 PM	1/31/2008	Missouri-Rolla	at SIU Edwardsville	7:30 PM
11/17/2007	Mo.-St. Louis	at Grand Valley State	4:30 PM	12/19/2007	Indiana-East	at No. Kentucky	7:00 PM	1/31/2008	Mo.-St. Louis	at Quincy	7:30 PM
11/17/2007	Bellarmine	at Tusculum	6:00 PM	12/19/2007	Truman State	at SIU Edwardsville	7:30 PM	1/31/2008	Ky. Wesleyan	at Rockhurst	7:30 PM
11/17/2007	Indiana-East	at Ky. Wesleyan	7:00 PM	12/19/2007	Ferris State	at Southern Indiana	7:30 PM	1/31/2008	Lewis	at No. Kentucky	7:45 PM
11/17/2007	Southwest Baptist	at Drury	7:00 PM	12/19/2007	Saginaw Valley	at Saint Joseph's	7:30 PM	1/31/2008	UW-Parkside	at Bellarmine	8:00 PM
11/17/2007	Harris-Stowe	at Southern Indiana	7:30 PM	12/20/2007	Barry	at Missouri-Rolla	4:00 PM	1/31/2008	Southern Indiana	at Drury	8:00 PM
11/17/2007	Lake Superior St.	at UW-Parkside	7:30 PM	12/20/2007	Indiana Wesleyan	at Ky. Wesleyan	7:00 PM	2/2/2008	Ky. Wesleyan	at Drury	1:00 PM
11/17/2007	Findlay	at No. Kentucky	7:45 PM	12/20/2007	Harris-Stowe	at Quincy	7:30 PM	2/2/2008	Southern Indiana	at Rockhurst	3:00 PM
11/18/2007	Lincoln Mem.	at Bellarmine	2:00 PM	12/21/2007	Hillsdale	at Lewis	5:30 PM	2/2/2008	Mo.-St. Louis	at SIU Edwardsville	3:00 PM
11/19/2007	Indianapolis	at Hillsdale	7:00 PM	12/21/2007	Missouri-Rolla	at Lynn	6:00 PM	2/2/2008	Indianapolis	at Saint Joseph's	3:00 PM
11/20/2007	Missouri-Rolla	at Lincoln	7:00 PM	12/21/2007	Saginaw Valley	at UW-Parkside	7:00 PM	2/2/2008	UW-Parkside	at No. Kentucky	3:15 PM
11/20/2007	Oakland City	at Ky. Wesleyan	7:00 PM	12/21/2007	Trinity Int.	at SIU Edwardsville	7:30 PM	2/2/2008	Lewis	at Bellarmine	3:15 PM
11/20/2007	Hann.-LaGrange	at Quincy	7:30 PM	12/28/2007	Wayne State	at UW-Parkside	5:00 PM	2/2/2008	Missouri-Rolla	at Quincy	7:30 PM
11/20/2007	Ill.-Springfield	at Southern Indiana	7:30 PM	12/28/2007	Montevallo	at Saint Joseph's	6:00 PM	2/4/2008	Oakland City	at SIU Edwardsville	7:30 PM
11/20/2007	Saint Joseph's	at Ashland	7:30 PM	12/28/2007	UMass-Lowell	at No. Kentucky	7:00 PM	2/7/2008	Drury	at Missouri-Rolla	7:30 PM
11/20/2007	Robert Morris	at SIU Edwardsville	7:30 PM	12/28/2007	Grand Valley St.	at Indianapolis	7:30 PM	2/7/2008	Quincy	at UW-Parkside	7:30 PM
11/21/2007	Indianapolis	at Saginaw Valley	7:00 PM	12/29/2007	North Alabama	at No. Kentucky	1:00 PM	2/7/2008	Rockhurst	at Mo.-St. Louis	7:30 PM
11/23/2007	St. Mary (Kan.)	at Rockhurst	4:00 PM	12/29/2007	Findlay	at UW-Parkside	2:00 PM	2/7/2008	Indianapolis	at Ky. Wesleyan	7:30 PM
11/23/2007	NW Mo. St.	at Bellarmine	5:15 PM	12/29/2007	Mo.-St. Louis	at West Florida	6:30 PM	2/7/2008	Saint Joseph's	at Southern Indiana	7:30 PM
11/23/2007	SW Minn. St.	at Southern Indiana	7:30 PM	12/29/2007	Mid-Continent	at Ky. Wesleyan	7:00 PM	2/7/2008	SIU Edwardsville	at Lewis	7:45 PM
11/24/2007	Harris-Stowe	at Mo.-St. Louis	1:00 PM	12/29/2007	Lewis	at Northwood	7:30 PM	2/9/2008	Quincy	at Lewis	3:00 PM
11/24/2007	No. Kentucky	at Ferris State	2:00 PM	12/29/2007	Saint Joseph's	at Florida Southern	8:00 PM	2/9/2008	Rockhurst	at Missouri-Rolla	3:00 PM
11/24/2007	St. Gregory's	at Drury	2:00 PM	12/30/2007	Missouri Valley	at Drury	2:00 PM	2/9/2008	Drury	at Mo.-St. Louis	3:00 PM
11/24/2007	Silver Lake	at UW-Parkside	3:00 PM	12/30/2007	Grandview	at Quincy	2:00 PM	2/9/2008	SIU Edwardsville	at UW-Parkside	3:00 PM
11/24/2007	Grand Valley St.	at Saint Joseph's	3:00 PM	12/30/2007	Michigan Tech	at Southern Indiana	3:00 PM	2/9/2008	SIU Edwardsville	at Ky. Wesleyan	3:15 PM
11/24/2007	Robert Morris	at Missouri-Rolla	3:00 PM	12/30/2007	UMass-Lowell	at Indianapolis	5:00 PM	2/9/2008	Saint Joseph's	at Southern Indiana	3:15 PM
11/24/2007	Midland Luth.	at Rockhurst	4:00 PM	12/31/2007	Cumberlands	at Bellarmine	7:00 PM	2/9/2008	Indianapolis	at No. Kentucky	7:45 PM
11/24/2007	SW Mo. St.	at Bellarmine	5:15 PM	1/3/2008	Southern Indiana	at Mo.-St. Louis	7:30 PM	2/12/2008	Bellarmine	at Rockhurst	7:30 PM
11/24/2007	Tiffin	at Ky. Wesleyan	7:00 PM	1/3/2008	Ky. Wesleyan	at Missouri-Rolla	7:30 PM	2/12/2008	UW-Parkside	at Lewis	7:45 PM
11/24/2007	Lewis	at St. Francis	7:30 PM	1/3/2008	Indianapolis	at UW-Parkside	7:30 PM	2/14/2008	Ky. Wesleyan	at UW-Parkside	7:30 PM
11/24/2007	Culver-Stockton	at Quincy	7:30 PM	1/3/2008	Saint Joseph's	at Lewis	7:45 PM	2/14/2008	Rockhurst	at Southern Indiana	7:30 PM
11/24/2007	NW Missouri St.	at Southern Indiana	7:30 PM	1/3/2008	Rockhurst	at No. Kentucky	7:45 PM	2/14/2008	Quincy	at Missouri-Rolla	7:30 PM
11/25/2007	Harris-Stowe	at Missouri-Rolla	1:00 PM	1/3/2008	Drury	at Bellarmine	8:00 PM	2/14/2008	SIU Edwardsville	at Mo.-St. Louis	7:30 PM
11/25/2007	Robert Morris	at Mo.-St. Louis	3:00 PM	1/5/2008	Indianapolis	at Lewis	3:00 PM	2/14/2008	Saint Joseph's	at No. Kentucky	7:45 PM
11/26/2007	Rockhurst	at Southwest Baptist	7:00 PM	1/5/2008	Ky. Wesleyan	at Mo.-St. Louis	3:00 PM	2/14/2008	Indianapolis	at Bellarmine	8:00 PM
11/26/2007	Franklin	at Indianapolis	7:30 PM	1/5/2008	Southern Indiana	at Missouri-Rolla	3:00 PM	2/16/2008	Ky. Wesleyan	at Lewis	3:00 PM
11/29/2007	UW-Parkside	at Rockhurst	7:30 PM	1/5/2008	Quincy	at SIU Edwardsville	3:00 PM	2/16/2008	SIU Edwardsville	at Missouri-Rolla	3:00 PM
11/29/2007	Bellarmine	at SIU Edwardsville	7:30 PM	1/5/2008	Saint Joseph's	at UW-Parkside	3:00 PM	2/16/2008	Saint Joseph's	at Bellarmine	3:15 PM
11/29/2007	Mo.-St. Louis	at Indianapolis	7:30 PM	1/5/2008	Drury	at No. Kentucky	3:15 PM	2/16/2008	Drury	at Southern Indiana	3:15 PM
11/29/2007	Missouri-Rolla	at Saint Joseph's	7:30 PM	1/5/2008	Rockhurst	at Bellarmine	3:15 PM	2/16/2008	Indianapolis	at No. Kentucky	7:00 PM
11/29/2007	No. Kentucky	at Quincy	7:30 PM	1/8/2008	Robert Morris	at Mo.-St. Louis	7:00 PM	2/16/2008	Quincy	at Mo.-St. Louis	7:30 PM
11/29/2007	Lewis	at Drury	8:00 PM	1/10/2008	No. Kentucky	at Indianapolis	7:30 PM	2/19/2008	SIU Edwardsville	at Quincy	7:30 PM
12/1/2007	Rockhurst	at Lewis	3:00 PM	1/10/2008	SIU Edwardsville	at Rockhurst	7:30 PM	2/19/2008	No. Kentucky	at Bellarmine	8:00 PM
12/1/2007	No. Kentucky	at SIU Edwardsville	3:00 PM	1/10/2008	Bellarmine	at Saint Joseph's	7:30 PM	2/21/2008	Missouri-Rolla	at Rockhurst	7:30 PM
12/1/2007	Missouri-Rolla	at Indianapolis	3:00 PM	1/10/2008	Lewis	at Ky. Wesleyan	7:30 PM	2/21/2008	Lewis	at Indianapolis	7:30 PM
12/1/2007	Mo.-St. Louis	at Saint Joseph's	3:00 PM	1/10/2008	UW-Parkside	at Southern Indiana	7:30 PM	2/21/2008	No. Kentucky	at Ky. Wesleyan	7:30 PM
12/1/2007	Bellarmine	at Quincy	3:15 PM	1/10/2008	Quincy	at Drury	8:00 PM	2/21/2008	Southern Indiana	at SIU Edwardsville	7:30 PM
12/1/2007	UW-Parkside	at Drury	3:15 PM	1/12/2008	SIU Edwardsville	at Drury	1:00 PM	2/21/2008	UW-Parkside	at Saint Joseph's	7:30 PM
12/1/2007	Southern Indiana	at Ky. Wesleyan	7:30 PM	1/12/2008	No. Kentucky	at Saint Joseph's	3:00 PM	2/21/2008	Mo.-St. Louis	at Drury	8:00 PM
12/4/2007	SIU Edwardsville	at Oakland City	7:00 PM	1/12/2008	Quincy	at Rockhurst	3:00 PM	2/23/2008	Missouri-Rolla	at Drury	1:00 PM
12/4/2007	Central Bible	at Mo.-St. Louis	7:30 PM	1/12/2008	Lewis	at Southern Indiana	3:15 PM	2/23/2008	Lewis	at Saint Joseph's	3:00 PM
12/4/2007	Trinity Christian	at Lewis	7:30 PM	1/12/2008	UW-Parkside	at Ky. Wesleyan	3:15 PM	2/23/2008	Mo.-St. Louis	at Rockhurst	3:00 PM
12/5/2007	Quincy	at Missouri Western	7:00 PM	1/12/2008	Bellarmine	at Indianapolis	7:30 PM	2/23/2008	UW-Parkside	at Indianapolis	3:00 PM
12/5/2007	Robert Morris	at Missouri-Rolla	7:00 PM	1/12/2008	Missouri-Rolla	at Mo.-St. Louis	7:30 PM	2/23/2008	Southern Indiana	at Quincy	3:15 PM
12/8/2007	Lincoln	at Missouri-Rolla	2:00 PM	1/16/2008	Park	at Rockhurst	7:00 PM	2/23/2008	Bellarmine	at Ky. Wesleyan	7:30 PM
12/8/2007	Central Missouri	at Rockhurst	2:00 PM	1/17/2008	Missouri-Rolla	at UW-Parkside	7:30 PM	2/26/2008	Mo.-St. Louis	at Missouri-Rolla	7:30 PM
12/8/2007	Harding	at Drury	2:00 PM	1/17/2008	Indianapolis	at SIU Edwardsville	7:30 PM	2/26/2008	Saint Joseph's	at Indianapolis	7:30 PM
12/8/2007	Northland Bapt.	at UW-Parkside	2:00 PM	1/17/2008	Saint Joseph's	at Quincy	7:30 PM	2/28/2008	Missouri-Rolla	at Southern Indiana	7:30 PM
12/8/2007	Olivet Nazarene	at Lewis	3:00 PM	1/17/2008	Southern Indiana	at No. Kentucky	7:45 PM	2/28/2008	Drury	at SIU Edwardsville	7:30 PM
12/8/2007	Ohio Valley	at Southern Indiana	3:15 PM	1/17/2008	Mo.-St. Louis	at No. Kentucky	7:45 PM	2/28/2008	No. Kentucky	at UW-Parkside	7:30 PM
12/8/2007	UC-Clermont	at No. Kentucky	7:00 PM	1/17/2008	Ky. Wesleyan	at Lewis	7:45 PM	2/28/2008	Rockhurst	at Quincy	7:30 PM
12/8/2007	Quincy	at Southwest Baptist	7:00 PM	1/19/2008	Missouri-Rolla	at Bellarmine	8:00 PM	2/28/2008	Rockhurst	at Indianapolis	7:30 PM
12/10/2007	Rockhurst	at Missouri Western	7:00 PM	1/19/2008	Mo.-St. Louis	at UW-Parkside	3:00 PM	2/28/2008	Quincy	at Lewis	8:00 PM
12/11/2007	St. Mary (Kan.)	at Rockhurst	6:00 PM	1/19/2008	Mo.-St. Louis	at UW-Parkside	3:00 PM	3/1/2008	Bellarmine	at UW-Parkside	3:00 PM
12/15/2007	Asbury	at No. Kentucky	11:30 AM	1/19/2008	Saint Joseph's	at SIU Edwardsville	3:00 PM	3/1/2008	Rockhurst	at SIU Edwardsville	3:00 PM
12/15/2007	Purdue-Calumet	at Saint Joseph's	3:00 PM	1/19/2008	Indianapolis	at Quincy	3:15 PM	3/1/2008	Ky. Wesleyan	at Saint Joseph's	3:00 PM
				1/19/2008	Rockhurst	at Drury	3:15 PM	3/1/2008	No. Kentucky	at Lewis	3:00 PM
				1/19/2008	Ky. Wesleyan	at No. Kentucky	3:15 PM	3/1/2008	Drury	at Quincy	3:15 PM
				1/19/2008	Southern Indiana	at Bellarmine	3:15 PM	3/1/2008	Mo.-St. Louis	at Southern Indiana	3:15 PM



The 14-member Great Lakes Valley Conference has made its name throughout the last three decades as a power in NCAA Division II basketball. In the last few years, however, the GLVC has seen success in many sports, and the league can now claim itself as one of the nation's top in all NCAA Division II athletics.

The 2005-06 academic year brought the addition of Drury University, the University of

Missouri-Rolla, and Rockhurst University, increasing the GLVC from 11 to 14 members.

The formation of the GLVC can be traced as far back as 1972 when the athletic directors of three member schools - Kentucky Wesleyan, Bellarmine and Indiana State University at Evansville (now the University of Southern Indiana) - began preliminary discussions about forming a basketball conference. Four years later, the University of Indianapolis and Saint Joseph's College expressed interest. On July 7, 1978, those schools - along with Ashland University - united to become the GLVC.

Since formulation of the conference, ten schools have joined the league: Lewis University (1980), Indiana-Purdue at Fort Wayne (1984), Northern Kentucky University (1985), Kentucky State University (1989), Quincy University (1994), Southern Illinois University Edwardsville (1994), University of Wisconsin-Parkside (1994), University of Missouri-St. Louis (1995), Drury (2005), Missouri-Rolla (2005), and Rockhurst (2005). Ashland and Kentucky State left the conference after the 1994 season, while IPFW left the league following the 2000-01 academic year.

Along with its expansion came the hiring of the league's first full-time commissioner in 1996. In 2001, an associate commissioner was added to the full-time conference staff, and a part-time sports information director joined in 2004. The conference headquarters are located in downtown Indianapolis.

The GLVC can claim schools in many of the Midwest's major media markets, with schools in Milwaukee/Northern Illinois (UW-Parkside), Chicago (Lewis), Indianapolis (Indianapolis), Cincinnati (Northern Kentucky), Louisville (Bellarmine), Evansville (Southern Indiana), Owensboro (Kentucky Wesleyan), Kansas City (Rockhurst) and St. Louis (SIU Edwardsville/UM-St. Louis).

The conference sponsors 17 championships in baseball, basketball, cross country, golf, soccer, indoor and outdoor track and field, and tennis for men and basketball, cross country, softball, soccer, tennis, indoor and outdoor track and field, golf, and volleyball for women. The GLVC sponsors more women's golf teams than any other Division II league in the country, while GLVC baseball has featured the exclusiveness of using wood bats since 1999.

**East Division  
2007-08 GLVC Men's Basketball  
Preseason Coaches Poll**

Team (1st-place votes)	Total Points
1. UW-Parkside (3)	32
2. Northern Kentucky(1)	27
3. Lewis (1)	24
4. Kentucky Wesleyan(2)	21
5. Saint Joseph's	17
6. Ulndy	14
7. Bellarmine	12

**West Division  
2007-08 GLVC Men's Basketball  
Preseason Coaches Poll**

Team (1st-place votes)	Total Points
1. Drury(4)	34
2. Southern Indiana (3)	32
3. SIU Edwardsville	24
4. Quincy	20
5. Rockhurst	19
6. Missouri-St. Louis	12
7. Missouri-Rolla	6

The addition of SIU Edwardsville, Quincy, Wisconsin-Parkside, and Missouri-St. Louis in the mid-1990s allowed the GLVC to become an immediate national power in several sports such as men's and women's soccer, women's softball and tennis

The conference expanded to include women's basketball in 1983-84 and immediately established a women's-men's doubleheader format in league play to ensure maximum exposure for both squads. GLVC basketball games take place on Thursday and Saturday nights in November, December, January and February. GLVC institutions have won 10 national championships in basketball. Kentucky Wesleyan leads all Division II institutions with eight men's basketball titles, while Southern Indiana won the men's crown in 1995 and finished as the runner-up in the 2004 tournament. Northern Kentucky's women won the school's first-ever national championship in 2000.

In 2001, the league announced the creation of the GLVC Hall of Fame, with the first class being inducted in 2002. The GLVC annually presents the Richard F. Scharf Paragon Award to the top male and female student-athlete in the league, and the Bertram Award to a distinguished alum who both succeeded while a GLVC student-athlete and excelled in accomplishments after graduation.



**Women's X-Country**

- 2006 - UW-Parkside
- 2005 - UW-Parkside
- 2004 - UW-Parkside
- 2003 - Southern Indiana
- 2002 - UW-Parkside
- 2001 - UW-Parkside
- 2000 - UW-Parkside
- 1999 - Southern Indiana
- 1998 - Southern Indiana
- 1997 - Lewis
- 1996 - Lewis
- 1995 - UW-Parkside
- 1994 - Ashland
- 1993 - Ashland
- 1992 - Indianapolis
- 1991 - Ashland
- 1990 - Lewis
- 1989 - Ashland
- 1988 - Ashland
- 1987 - Ashland
- 1986 - Ashland
- 1985 - Ashland
- 1984 - Ashland

**Men's X-Country**

- 2006 - Southern Indiana
- 2005 - Southern Indiana
- 2004 - Lewis
- 2003 - Southern Indiana
- 2002 - Lewis (Vacated)
- 2001 - Lewis (Vacated)
- 2000 - Indianapolis
- 1999 - Lewis (Vacated)
- 1998 - Lewis
- 1997 - Lewis
- 1996 - Lewis
- 1995 - Lewis
- 1994 - Lewis
- 1993 - Lewis
- 1992 - Lewis
- 1991 - Southern Indiana, Ashland
- 1990 - Southern Indiana, Lewis
- 1989 - Southern Indiana
- 1988 - Lewis
- 1987 - Southern Indiana
- 1986 - Southern Indiana
- 1985 - Southern Indiana
- 1984 - Southern Indiana
- 1983 - Southern Indiana
- 1982 - Southern Indiana
- 1981 - Southern Indiana
- 1980 - Southern Indiana
- 1979 - Southern Indiana
- 1978 - Bellarmine

**Men's Soccer**

- 2006 - SIU Edwardsville
- 2005 - Rockhurst
- 2004 - SIU Edwardsville
- 2003 - Lewis
- 2002 - SIU Edwardsville
- 2001 - Lewis
- 2000 - UW-Parkside
- 1999 - IUPUI-Ft. Wayne
- 1998 - Lewis
- 1997 - SIU Edwardsville
- 1996 - Lewis
- 1995 - Northern Kentucky
- 1994 - Lewis
- 1993 - Northern Kentucky
- 1992 - Northern Kentucky
- 1991 - Southern Indiana
- 1990 - Southern Indiana
- 1989 - Southern Indiana
- 1988 - Southern Indiana
- 1987 - Northern Kentucky
- 1986 - Lewis
- 1985 - Lewis
- 1984 - Southern Indiana
- 1983 - Southern Indiana
- 1982 - Southern Indiana
- 1981 - Southern Indiana
- 1980 - Southern Indiana
- 1979 - Southern Indiana

**Women's Soccer**

- 2006 - Indianapolis
- 2005 - Northern Kentucky
- 2004 - UW-Parkside
- 2003 - UW-Parkside
- 2002 - Northern Kentucky
- 2001 - Northern Kentucky
- 2000 - Northern Kentucky
- 1999 - Northern Kentucky
- 1998 - Northern Kentucky
- 1997 - Saint Joseph's
- 1996 - Saint Joseph's
- 1995 - Lewis

**Women's Volleyball**

- 2006 - Lewis
- 2005 - SIU Edwardsville
- 2004 - Southern Indiana
- 2003 - Indianapolis
- 2002 - Southern Indiana
- 2001 - Northern Kentucky
- 2000 - Northern Kentucky
- 1999 - Northern Kentucky
- 1998 - Northern Kentucky
- 1997 - Northern Kentucky
- 1996 - IPFW
- 1995 - Northern Kentucky
- 1994 - IPFW
- 1993 - IPFW
- 1992 - Lewis
- 1991 - Ashland
- 1990 - IPFW
- 1989 - Lewis
- 1988 - IPFW
- 1987 - IPFW
- 1986 - IPFW
- 1985 - Northern Kentucky
- 1984 - IPFW
- 1983 - Lewis
- 1982 - Lewis

**Men's Indoor Track and Field**

- 2007 - SIU Edwardsville
- 2006 - SIU Edwardsville
- 2005 - Lewis
- 2004 - SIU Edwardsville
- 2003 - Lewis (Vacated)
- 2002 - Lewis (Vacated)
- 2001 - Lewis (Vacated)
- 2000 - Lewis (Vacated)

**Women's Indoor Track and Field**

- 2007 - SIU Edwardsville
- 2006 - SIU Edwardsville
- 2005 - SIU Edwardsville
- 2004 - SIU Edwardsville
- 2003 - Lewis (Vacated)
- 2002 - Lewis (Vacated)
- 2001 - Lewis (Vacated)
- 2000 - Lewis (Vacated)

**Women's Outdoor Track and Field**

- 2007 - SIU Edwardsville
- 2006 - SIU Edwardsville
- 2005 - SIU Edwardsville
- 2004 - Indianapolis
- 2003 - Lewis
- 2002 - Indianapolis
- 2001 - Lewis (vacated)
- 2000 - Lewis (Vacated)
- 1999 - Lewis (Vacated)
- 1998 - Lewis
- 1997 - Lewis
- 1996 - Lewis

**Men's Outdoor Track and Field**

- 2007 - SIU Edwardsville
- 2006 - SIU Edwardsville
- 2005 - SIU Edwardsville
- 2004 - SIU Edwardsville
- 2003 - Indianapolis
- 2002 - Indianapolis
- 2001 - Lewis (Vacated)
- 2000 - Lewis (Vacated)
- 1999 - Lewis (Vacated)
- 1998 - Lewis
- 1997 - Lewis
- 1996 - Lewis
- 1980 - Ashland

**Women's Basketball**

- 2007 - Lewis
- 2006 - Northern Kentucky
- 2005 - Quincy
- 2004 - Quincy
- 2003 - Indianapolis
- 2002 - Northern Kentucky
- 2001 - Southern Indiana
- 2000 - Northern Kentucky
- 1999 - Northern Kentucky
- 1998 - Northern Kentucky
- 1997 - Southern Indiana
- 1996 - Bellarmine
- 1995 - Southern Indiana, Saint Joseph's
- 1994 - Bellarmine
- 1993 - Indianapolis
- 1992 - Saint Joseph's
- 1991 - Northern Kentucky
- 1990 - Saint Joseph's
- 1989 - Saint Joseph's
- 1988 - Saint Joseph's, Northern Kentucky
- 1987 - Northern Kentucky
- 1986 - Northern Kentucky, Bellarmine
- 1985 - Lewis
- 1984 - Lewis
- 1983 - Bellarmine

**Men's Basketball**

- 2007 - Southern Indiana
- 2006 - Saint Joseph's
- 2005 - Southern Indiana
- 2004 - Lewis
- 2003 - Kentucky Wesleyan (Vacated)
- 2002 - Kentucky Wesleyan
- 2001 - Southern Indiana
- 2000 - Kentucky Wesleyan
- 1999 - Kentucky Wesleyan
- 1998 - Kentucky Wesleyan
- 1997 - Southern Indiana, Northern Kentucky, Indianapolis
- 1996 - Southern Indiana
- 1995 - Northern Kentucky, Kentucky Wesleyan
- 1994 - Southern Indiana
- 1993 - IUPUI-Ft. Wayne
- 1992 - Ashland, Kentucky Wesleyan, Saint Joseph's
- 1991 - Ashland, Kentucky Wesleyan, Bellarmine
- 1990 - Ky. Wesleyan
- 1989 - Ky. Wesleyan
- 1988 - Lewis, Kentucky Wesleyan
- 1987 - Kentucky Wesleyan, Southern Indiana
- 1986 - Lewis
- 1985 - Southern Indiana, Lewis
- 1984 - Ky. Wesleyan
- 1983 - Ky. Wesleyan
- 1982 - Lewis
- 1981 - Southern Indiana
- 1980 - Southern Indiana
- 1979 - St. Joseph's

**Women's Golf**

- 2007\*-Drury
- 2005 - Drury
- 2004 - Northern Kentucky
- 2003 - SIU Edwardsville
- 2002 - Northern Kentucky
- 2001 - Indianapolis
- 2000 - Indianapolis
- 1999 - Indianapolis
- 1998 - Lewis
- 1997 - Lewis
- 1996 - Lewis

**Men's Golf**

- 2007 - Northern Kentucky
- 2006 - Northern Kentucky
- 2005 - UW-Parkside
- 2004 - Bellarmine
- 2003 - Lewis
- 2002 in spring 2003
- 2001 in fall 2001
- 2001 - Northern Kentucky, Indianapolis
- 2000 - Northern Kentucky
- 1999 - Bellarmine
- 1998 - Indianapolis
- 1997 - Indianapolis
- 1996 - Bellarmine
- 1995 - Lewis
- 1994 - Bellarmine
- 1993 - Indianapolis
- 1992 - Indianapolis
- 1991 - Indianapolis
- 1990 - Indianapolis
- 1989 - Indianapolis
- 1988 - Indianapolis
- 1987 - Lewis
- 1986 - Lewis
- 1985 - Lewis
- 1984 - Southern Indiana
- 1983 - Ky. Wesleyan
- 1982 - Indianapolis
- 1981 - Bellarmine
- 1980 - Southern Indiana
- 1979 - Ashland
- 1978 - Indianapolis

**Women's Tennis**

- 2007\*- Drury
- 2005 - Indianapolis
- 2004 - Indianapolis
- 2003 - Northern Kentucky
- 2002 - Indianapolis
- 2001 - Northern Kentucky
- 2000 - Northern Kentucky
- 1999 - Northern Kentucky
- 1998 - Northern Kentucky
- 1997 - Saint Joseph's
- 1996 - Indianapolis
- 1995 - SIU Edwardsville
- 1994 - Saint Joseph's
- 1993 - Indianapolis
- 1992 - Saint Joseph's
- 1991 - Indianapolis, Saint Joseph's
- 1990 - Indianapolis
- 1989 - Bellarmine
- 1988 - Indianapolis
- 1987 - Northern Kentucky
- 1986 - Saint Joseph's
- 1985 - Saint Joseph's
- 1984 - Southern Indiana
- 1983 - Southern Indiana
- 1982 - Southern Indiana
- 1981 - Southern Indiana
- \* - championship moved to spring

**Men's Tennis**

- 2007 - Drury
- 2006 - Drury
- 2005 - Southern Indiana
- 2004 - Northern Kentucky
- 2003 - Northern Kentucky
- 2002 - Southern Indiana
- 2001 - Southern Indiana
- 2000 - Southern Indiana
- 1999 - Southern Indiana
- 1998 - SIU Edwardsville
- 1997 - SIU Edwardsville
- 1996 - Bellarmine
- 1995 - Indianapolis
- 1994 - Indianapolis
- 1993 - Indianapolis
- 1992 - Indianapolis
- 1991 - Indianapolis
- 1990 - Northern Ky.
- 1989 - Indianapolis
- 1988 - Bellarmine
- 1987 - Northern Ky.
- 1986 - Northern Ky.
- 1985 - Bellarmine
- 1984 - Bellarmine
- 1983 - Bellarmine
- 1982 - Bellarmine
- 1981 - Bellarmine
- 1980 - Bellarmine
- 1979 - Indianapolis

**Softball**

- 2007 - SIU Edwardsville
- 2006 - SIU Edwardsville
- 2005 - Northern Kentucky
- 2004 - Lewis
- 2003 - SIU Edwardsville
- 2002 - SIU Edwardsville
- 2001 - Lewis
- 2000 - UW-Parkside
- 1999 - Lewis
- 1998 - Southern Indiana
- 1997 - UW-Parkside
- 1996 - UW Parkside
- 1995 - Southern Indiana
- 1994 - Ky. Wesleyan
- 1993 - Southern Indiana
- 1992 - Lewis
- 1991 - Lewis
- 1990 - Ashland
- 1989 - Ky. Wesleyan
- 1988 - Lewis
- 1987 - Lewis
- 1986 - Ky. Wesleyan
- 1985 - Lewis
- 1984 - Ky. Wesleyan

**Baseball**

- 2007 - Drury
- 2006 - Northern Kentucky
- 2005 - UW-Parkside
- 2004 - Northern Kentucky
- 2003 - Missouri-St. Louis
- 2002 - Northern Kentucky
- 2001 - Indianapolis
- 2000 - Quincy
- 1999 - Saint Joseph's
- 1998 - SIU Edwardsville
- 1997 - SIU Edwardsville
- 1996 - Saint Joseph's
- 1995 - Saint Joseph's
- 1994 - Lewis
- 1993 - Southern Indiana
- 1992 - Lewis
- 1991 - Saint Joseph's
- 1990 - Lewis
- 1989 - Bellarmine
- 1988 - Saint Joseph's
- 1987 - Lewis
- 1986 - Lewis
- 1985 - Southern Indiana
- 1984 - Indianapolis
- 1983 - Southern Indiana
- 1982 - Indianapolis
- 1981 - Indianapolis
- 1980 - Bellarmine

**All-time GLVC titles**

- 78- Lewis (13 vacated)
- 61- Southern Indiana
- 48- Northern Kentucky
- 44- Indianapolis
- 29- SIU Edwardsville
- 22- Bellarmine
- 21- Saint Joseph's
- 19- Kentucky Wesleyan (1 vacated)
- 16- Ashland #
- 15- Wisconsin-Parkside
- 9- IP Ft. Wayne #
- 6- Drury
- 3- Quincy
- 1- Missouri-St. Louis
- 1- Rockhurst
- 0- Missouri-Rolla

#- no longer GLVC member



**All-Time GLVC Men's Basketball Champions**

- 2007 - Southern Indiana
- 2006 - Saint Joseph's
- 2005 - Southern Indiana
- 2004 - Lewis
- 2003 - Kentucky Wesleyan (Vacated)
- 2002 - Kentucky Wesleyan
- 2001 - Southern Indiana
- 2000 - Kentucky Wesleyan
- 1999 - Kentucky Wesleyan
- 1998 - Kentucky Wesleyan
- 1997 - Southern Indiana, Northern Kentucky, Indianapolis
- 1996 - Southern Indiana
- 1995 - Northern Kentucky, Kentucky Wesleyan
- 1994 - Southern Indiana
- 1993 - IUPU-Ft. Wayne
- 1992 - Ashland, Kentucky Wesleyan, Saint Joseph's
- 1991 - Ashland, Kentucky Wesleyan, Bellarmine
- 1990 - Ky. Wesleyan
- 1989 - Ky. Wesleyan
- 1988 - Lewis, Kentucky Wesleyan
- 1987 - Kentucky Wesleyan, Southern Indiana
- 1986 - Lewis
- 1985 - Southern Indiana, Lewis
- 1984 - Kentucky Wesleyan
- 1983 - Kentucky Wesleyan
- 1982 - Lewis
- 1981 - Southern Indiana
- 1980 - Southern Indiana
- 1979 - St. Joseph's

**Record in NCAA Tournament**

Institution	Yrs.	W-L	Pct.	EE/RC	FF	Highest Finish/Last Appearance
Bellarmine	9	6-12	.333	0	0	NCAA/1990-91
Indianapolis	5	1-5	.167	0	0	NCAA/2004-2005
Kentucky Wesleyan	33	96-27	.780	21	19	8-Time National Champs/2003-2004
Lewis	11	6-13	.316	0	0	NCAA/2003-2004
Missouri-St. Louis	2	3-2	.600	0	0	NCAA, 1987-88
Northern Kentucky	9	15-10	.600	2	2	National Runner-Up/2006-07
Quincy	6	4-6	.400	0	0	NCAA/2006-07
Saint Joseph's	8	11-9	.550	3	3	Elite Eight/2006-07
SIU Edwardsville	5	6-5	.545	1	0	Elite Eight/2005-07
Southern Indiana	20	30-22	.577	3	3	National Champion-'94-95/2006-07
Drury	2	0-2	.000	0	0	NCAA/2006-07
Wisconsin-Parkside	1	0-1	.000	0	0	NCAA/2006-07
Rockhurst	1	0-1	.000	0	0	NCAA/2006-07

EE - Elite Eight appearance; RC - Regional Championships; FF - Final Fours

**All-Time GLVC Record While Members**

Institution	Yrs.	Seasons	GLVC		Overall		GLVC Titles
			W-L	Pct.	W-L	Pct.	
Kentucky Wesleyan	29	1978-07	355-134	.726	654-217	.751	14*
Drury	2	2005-07	27-11	.711	42-17	.712	0
Southern Indiana	29	1978-07	342-146	.701	623-248	.715	10
Northern Kentucky	22	1985-07	237-173	.578	406-246	.623	2
Lewis	26	1981-07	260-200	.565	460-282	.620	5
Rockhurst	2	2005-07	19-19	.500	29-27	.518	0
Quincy	12	1995-07	112-126	.471	164-170	.491	0
Indianapolis	28	1979-07	227-262	.464	402-363	.525	1
Saint Joseph's	29	1978-07	217-272	.444	413-398	.509	3
Bellarmine	29	1978-07	216-273	.442	403-389	.509	1
SIU Edwardsville	12	1995-07	102-136	.429	163-168	.492	0
Wisconsin-Parkside	12	1995-07	76-162	.298	129-199	.393	0
Missouri-St. Louis	11	1996-07	56-162	.298	101-195	.341	0
Missouri-Rolla	2	2005-07	2-26	.053	9-45	.161	0
IUPU-Ft. Wayne @	17	1984-01	105-161	.432	203-215	.486	1
Ashland #	16	1979-95	103-139	.426	217-225	.491	2
Kentucky State #	7	1989-95	37-71	.343	65-100	.394	0

#indicated left GLVC after 1994-95 season

@ left GLVC after 2000-01 season

\*KWC vacated 2003 GLVC title

Team	Titles		Summary
	Won	Shared	
Ky. Wesleyan	*14	9	1st- 1 time
Southern Indiana	10	7	2nd- 0 times
Lewis	5	3	3rd- 3 times
Saint Joseph's	3	2	4th- 7 times
Northern Kentucky	2	0	5th- 5 times
Ashland #	2	0	6th- 3 times
IP-Ft. Wayne @	1	0	7th- 3 times
Indianapolis	1	0	8th- 5 times
Bellarmine	1	0	9th- 0 times
Drury	0	0	10th-0 times
Kentucky State #	0	0	11th-0 times
Missouri-St. Louis	0	0	12th-0 times
Missouri-Rolla	0	0	
Rockhurst	0	0	
SIU Edwardsville	0	0	
Wisconsin-Parkside	0	0	

**Divisional^**

- 1st- 0 times
- 2nd-0 times
- 3rd- 0 times
- 4th- 0 times
- 5th- 1 time
- 6th- 0 times
- 7th- 1 time

# indicates left GLVC after 1994-95 season

@ left GLVC after 2000-01 season

\*KWC vacated 2003 GLVC championship

^Divisional played started 2005-06





While 34 different Indianapolis players have notched more than 1,000 career points, only three have cracked the two-grand mark. These three players each had phenomenal careers wearing the Crimson and Grey.


\***David Logan** finished his four-year career as the Great Lakes Valley Conference's all-time leading scorer and was awarded the 2004-05 Division II Player of the Year by several different outlets.

\***Bailey Robertson** remains the school's leader in points per game, amassing his 2,275 output in just 98 games (23.2 ppg). Robertson, the brother of NBA legend Oscar Robertson, made 925 field goals in his career, easily the most by any Greyhound in history.

\***Gary Paul** benefitted from the three-point line in racking up 2,130 points in a Greyhound uniform. Paul made 354 triples, most of any Greyhound. The sharp-shooter connected on 46.1 percent of his trey tries.

**David LOGAN**

**2,352**




Year	GP	FG-FGA	3FG-A	FT-FTA	Reb	Ast	TO	Blk	Stl	Pts	Avg.
2001-02	27	135-284	50-126	22-30	82	55	49	3	25	342	12.7
2002-03	29	201-488	59-179	102-135	123	91	90	11	51	563	19.4
2003-04	30	229-482	91-226	69-87	95	98	98	3	55	618	20.6
2004-05	29	291-605	121-295	126-160	127	144	88	3	56	829	28.6
<b>TOTALS</b>	<b>115</b>	<b>856-1859</b>	<b>321-826</b>	<b>319-412</b>	<b>427</b>	<b>388</b>	<b>325</b>	<b>20</b>	<b>187</b>	<b>2352</b>	<b>20.5</b>

**School rankings:**

**Points:** 1st (2352)      **Scoring Avg.:** 2nd (20.5)      **3PT FG:** 2nd (321)      **Steals:** 2nd (187)  
**Assists:** 5th (388)      **Rebounds:** T28th (427)      **Blocks:** T30th (20)

**Bailey ROBERTSON**

**2,275**




Year	GP	FG-FGA	3FG-A	FT-FTA	Reb	Ast	TO	Blk	Stl	Pts	Avg.
1953-54	23	190-491	-----	71-106	n/a	n/a	n/a	n/a	n/a	451	19.6
1954-55	23	175-478	-----	61-91	165	n/a	n/a	n/a	n/a	411	17.9
1955-56	29	310-695	-----	134-181	298	n/a	n/a	n/a	n/a	754	26.0
1956-57	23	250-614	-----	159-206	215	n/a	n/a	n/a	n/a	659	28.7
<b>TOTALS</b>	<b>98</b>	<b>925-2278</b>	<b>-----</b>	<b>425-584</b>	<b>678</b>	<b>n/a</b>	<b>n/a</b>	<b>n/a</b>	<b>n/a</b>	<b>2275</b>	<b>23.2</b>

**School rankings:**

**Points:** 2nd (2275)      **Scoring Avg.:** 1st (23.2)      **Rebounds:** 9th (678)      (20)

**Gary PAUL**

**2,130**



Year	GP	FG-FGA	3FG-A	FT-FTA	Reb	Ast	TO	Blk	Stl	Pts	Avg.
1986-87	27	151-333	56-124	58-68	88	109	0	1	27	416	15.4
1987-88	28	189-419	90-192	81-105	90	83	37	2	40	549	19.6
1988-89	28	208-420	98-204	54-64	85	82	53	6	46	568	20.3
1989-90	28	214-469	110-248	59-71	71	88	65	3	47	597	21.3
<b>TOTALS</b>	<b>111</b>	<b>762-1641</b>	<b>354-768</b>	<b>252-308</b>	<b>334</b>	<b>362</b>	<b>155</b>	<b>12</b>	<b>160</b>	<b>2130</b>	<b>19.2</b>

**School rankings:**

**Points:** 3rd (2130)      **Scoring Avg.:** 4th (19.2)      **3PT FG:** 1st (354)      **Steals:** 5th (160)  
**Assists:** 7th (362)



**TEAM**

**Three-Point Attempts**

Game: 36, at Missouri-St. Louis, 1-25-01

Season: 523, 2000-01

**Free Throw Accuracy**

Game: 1.000 (22-22), vs. IPFW, 2-17-00

Season: .793, (375-473), 1999-2000

**Assists**

Game: 33, vs. Saint Joseph's, 2-21-81

Season: 21.3 (avg.), 1980-81

**INDIVIDUAL**

**Points**

Game: 52, Gary Paul vs. Northern Kentucky, 1-14-88

Season: 591, David Logan, 2004-05

Career: 1,637, David Logan, 2001-05

**Scoring Average**

Season: 29.6, David Logan, 2004-05

**Field Goals Made**

Game: 19, Ron Rutland vs. Lewis, 1-10-91

Season: 206, David Logan, 2004-05

Career: 440, Gary Paul, 1986-90

**Field Goal Attempts**

Game: 31, Andy Foster at Wisconsin-Parkside, 2-3-01

Season: 427, David Logan, 2004-05

Career: 1,018, Gary Paul, 1986-90

**Field Goal Accuracy**

Game: 1.000 (11-11), Jamie Whetstone vs. Bellarmine, 1-6-90

**Three-Pointers Made**

Game: 10, Kyle Persinger vs. Ashland, 3-2-91

Season: 85, David Logan, 2004-05

Career: 209, Gary Paul, 1986-90

**Three-Point Attempts**

Game: 17, Kyle Persinger vs. Ashland, 3-2-91

17, Andy Foster vs. IPFW, 2-13-99

Season: 214, Andy Foster, 2000-01

Career: 485, Gary Paul, 1986-90

**Free Throw Accuracy**

Game: 1.000 (10-10), Noi Chay at Northern Kentucky, 2-12-94

1.000 (10-10), Rob Kent vs. Southern Indiana, 1-21-99

1.000 (10-10), Bart Holubar vs. Ky. Wesleyan, 1-8-00

1.000 (10-10), David Logan vs. SIU E, 11-30-02

**Indianapolis GLVC School Records**

GLVC Victories: 16 1996-97

GLVC Winning Percentage: .800 1996-97

GLVC Winning Streak 11 1996-97

GLVC Home Record: 10-0 1996-97

GLVC Home Win Streak: 10 1996-97

Best GLVC Start: 11-0 1996-97

GLVC Road Wins 7-4 1998-99

**University of Indianapolis All-GLVC Players**

1979 Kevin Pearson, 1st

Dave Ancelet, 2nd

Jim Wernke, 2nd

1980 Marty Johnson, 2nd

1981 Randy Mutschler, 2nd

1982 Doug Jennings, 1st

1983 Doug Jennings, 2nd

1984 Doug Jennings, 2nd

Mike Yeater, 2nd

Jeff Crabtree, 2nd

1985 Jeff Crabtree, 1st

1988 Gary Paul, 2nd

1989 Kevin Owens, 2nd

1990 Gary Paul, 1st

1991 Ron Rutland, 1st

1993 Doug Stahly, 2nd

1994 Perrell Lucas, 2nd

1995 Perrell Lucas, 1st

1996 Perrell Lucas, 1st

1997 Tyrone Barksdale, 1st

Terry McBryde, 2nd

1999 Andy Foster, 2nd

2000 Andy Foster, 1st

2001 Andy Foster, 2nd

2002 Cedric Moodie, 2nd

2003 David Logan, 1st

2004 David Logan, 1st

Jason Wright, 2nd

2005 David Logan, 1st

Lawrence Barnes, 2nd

**2006-07 GLVC "Player of the Week"**

DeAndre' Brock- Jan. 15

**Indianapolis GLVC Scholar-Athlete of the Year**

2002 Ryan Hupfer

**Indianapolis GLVC Coach of the Year**

1995-96 Royce Waltman

1996-97 Royce Waltman

**Indianapolis GLVC Player of the Year**

1996-97 Tyrone Barksdale

2004-05 David Logan

**Indianapolis GLVC Newcomer of the Year**

1987 Gary Paul

1997 Matt Britton

**Other Honors**

Great Lakes Region Player of the Year

2004-05 David Logan

Daktronics Division II Player of the Year

2004-05 David Logan

CoSIDA Division II Player of the Year

2004-05 David Logan

Bob Cousy Award Finalist

2004-05 David Logan

**Points**

Game: 52 Gary Paul vs. No. Kentucky, 1-14-88  
 Season: 829 David Logan, 2004-05  
 Career: 2,352 David Logan, 2001-05

**Scoring Average**

Season: 28.6 David Logan, 2004-05  
 Career: 23.3 Bailey Robertson, 1953-57

**Field Goals**

Game: 22 Jim Cummings vs. Earlham, 1965  
 Season: 310 Bailey Robertson, 1955-56  
 Career: 925 Bailey Robertson, 1953-57

**Field Goal Accuracy**

Game: 1.000 Vince Mason vs. Marian, 1985 (15-15)  
 Jamie Whetstone vs. Bellarmine, 1-6-90 (11-11)  
 Season: .686 Jason Wright, 2003-04 (142-207)  
 Career: .571 Phil Honnold, 1962-67

**Three-Pointers**

Game: 10 Kyle Persinger vs. Ashland, 3-2-91  
 Season: 121 David Logan, 2004-05  
 Career: 354 Gary Paul, 1986-90

**Three-Point Accuracy**

Game: 1.000 (5-5) Jerry Neese vs. No. Kentucky, 1987  
 Season: .512 Mickey McGill, 2004-05 (66-129)  
 Career: .467 Jerry Neese, 1985-87

**Free Throws**

Game: 18 Randy Mutschler vs. Wabash, 1-14-81  
 Consec.: 30 Michael Brooks, 12-17-94 to 1-12-95  
 Season: 180 Dick Nyers, 1955-56  
 Career: 521 Dwight Swails, 1947-51

**Free Throw Accuracy**

Game: 1.000 10 times by 10 players with min. of 10  
 Season: .938 Jerry Lewis, 1958-59  
 Career: .846 Jerry Lewis, 1958-62

**Rebounding**

Game: 26 Todd Whitten vs. DePauw, 1972  
 Season: 398 Todd Whitten, 1971-72  
 Career: 1,045 Kevin Pearson, 1975-79

**Rebound Average**

Season: 14.6 Todd Whitten, 1972-73  
 Career: 14.4 Todd Whitten, 1971-73

**Assists**

Game: 17 Vasco Walton vs. Manchester, 1966  
 Season: 200 Vasco Walton, 1965-66  
 Career: 546 Ron Rutland, 1987-91

**Blocked Shots**

Game: 7 Steve Kahl vs. Bellarmine, 1977  
 Season: 69 Steve Kahl, 1976-77  
 Career: 137 Steve Kahl, 1976-78

**Team Points**

Game: 131 vs. Manchester, 1-7-69  
 Opp: 139 Southern Indiana, 3-3-83  
 Season: 2,737 1963-64

**Team Scoring Average**

Season: 94.3 1963-64

**Team Field Goals**

Game: 53 vs. Manchester, 1-7-69  
 Season: 1,103 1963-64

**Team Field Goal Accuracy**

Game: .691 (38-55) vs. DePauw, 1978  
 Season: .508 1984-85

**Team Three-Pointers**

Game: 16 vs. Ky. Wesleyan, 1-19-02,  
 at Quincy, 1-6-05  
 vs. SIUE, 2-24-05  
 Season: 310 2004-05

**Team Three-Point Accuracy**

Game: .800 (8-10) vs. NKU, 1-31-87  
 Season: .455 (193-424) 1995-96

**Team Free Throw Accuracy**

Game: 1.000 (22-22) vs. IPFW, 2-17-00  
 Season: .782 (513-656) 1999-2000

**Team Rebounds**

Game: 65 vs. Franklin, 1973  
 Season: 1,470 1972-73

**Team Rebound Average**

Season: 54.8 1972-73

**Team Victories**

Season: 26 1963-64 (26-3)  
 Consec.: 30 1940-43

**Undefeated Season**

16-0 1941-42

**Best Season Start**

18-0 1996-97

**Season Winning Streak**

18 1996-97

**Best NCAA II record**

23-5 (.821) 1996-97

**Consecutive 20-win Seasons**

20-9, 23-5 1995-96, 1996-97

**Highest NCAA II Ranking**

#1 January 28, 1997

**Highest NCAA II Final Ranking**

#3 1996-97


**Number of weeks in rankings: 17****Most consecutive weeks in rankings: 10****Number of weeks in Top 10: 9****Most consecutive weeks in Top 10: 8****Last week ranked: 2/3/2004 (25)****1,000th Victory**

62-55 December 23, 1996 vs. UW-Parkside


# Career RECORDS




## GREYHOUND ATHLETICS



David Logan holds the all-time scoring records at both Ulndy and the GLVC.



Bailey Robertson held the scoring record at the school for 48 years.



Jason Wright made nearly 68 percent of his shots in his time at Ulndy.

### Points

2352	David Logan (115 games)	2001-05
2275	Bailey Robertson (98 games)	1953-57
2130	Gary Paul (111 games)	1986-90
1949	Dwight Swails (100 games)	1947-51
1778	Andy Foster (109 games)	1997-01
1756	Perrell Lucas (103 games)	1992-96
1754	Dick Nyers (106 games)	1952-56
1744	Tom Moran (92 games)	1960-64
1734	Ron Rutland (94 games)	1987-91
1702	Kevin Pearson (101 games)	1975-79
1611	Doug Jennings (107 games)	1980-84
1601	Elwood McBride (108 games)	1947-50,51-52
1546	Todd Jones (100 games)	1967-71
1511	John D. Layman (94 games)	1970-74
1424	Kyle Persinger (111 games)	1987-91
1409	Clark Crafton (100 games)	1961-65
1370	Ed Zeigler (86 games)	1967-71
1366	Phil Honnold (85 games)	1962-64,65-67
1265	Jerry Lewis (99 games)	1958-62
1243	Al Williams (92 games)	1965-69

### Scoring average (minimum 25 games)

23.2	Bailey Robertson (98 games)	1953-57
20.5	David Logan (115 games)	2001-05
19.5	Dwight Swails (100 games)	1947-51
19.2	Gary Paul (111 games)	1986-90
19.2	Kevin Owens (56 games)	1987-89
19.0	Tom Moran (92 games)	1960-64
18.4	Ron Rutland (94 games)	1987-91
17.0	Perrell Lucas (103 games)	1992-96
16.9	Kevin Pearson (101 games)	1975-79
16.8	Cedric Moodie (26 games)	2001-02
16.6	Todd Whitten (74 games)	1971-74
16.5	Dick Nyers (106 games)	1952-56
16.3	Andy Foster (109 games)	1997-01
16.1	John D. Layman (94 games)	1970-74
16.1	Phil Honnold (85 games)	1962-64,65-67
15.9	Ed Zeigler (86 games)	1967-71
15.5	Todd Jones (100 games)	1967-71
15.1	Doug Jennings (107 games)	1980-84
14.8	Elwood McBride (108 games)	1947-50,51-52
14.7	Bill Hampton (42 games)	1955-57

### Field goals made

925	Bailey Robertson (98 games)	1953-57
856	David Logan (115 games)	2001-05
762	Gary Paul (111 games)	1986-90
714	Dwight Swails (100 games)	1947-51
712	Tom Moran (92 games)	1960-64
705	Kevin Pearson (101 games)	1975-79
688	Ron Rutland (94 games)	1987-91
674	Doug Jennings (107 games)	1980-84
639	Todd Jones (100 games)	1967-71
630	Dick Nyers (106 games)	1952-56
623	John D. Layman (94 games)	1970-74
617	Perrell Lucas (103 games)	1992-96
598	Elwood McBride (108 games)	1947-50,51-52
586	Clark Crafton (100 games)	1961-65
578	Ed Zeigler (86 games)	1967-71
552	Andy Foster (109 games)	1997-01
540	Phil Honnold (85 games)	1962-64,65-67
520	Kyle Persinger (111 games)	1987-91
493	Todd Whitten (74 games)	1971-74
492	Jerry Lewis (99 games)	1958-62

### Field goal percentage (minimum 25 made)

.679	Jason Wright (281-414)	2002-04
.641	Windell Roberts (84-131)	1947-49
.630	Ron Smith (51-81)	1966-70
.596	Vince Mason (224-376)	1984-86
.595	Randy Heisler (25-42)	1980-81
.578	Braxton Mills (244-422)	2005-07
.578	Bryan Coyne (119-206)	1994-95,96-99
.577	Matt Cabot (225-390)	1988-92
.573	Jay Koeller (59-103)	1993-95
.571	Phil Honnold (540-945)	1962-64,65-67
.571	Elwood McBride (598-1047)	1947-50,51-52
.569	Bob Curless (62-109)	1965-68
.566	Chris DesJean (172-304)	1997-01
.555	Jamie Whetstone (388-699)	1987-90
.553	Jim Mosher (254-459)	1990-94
.549	Mike Adibe (78-142)	2004-06
.548	David Wiese (390-712)	1993-97
.547	Marty Johnson (283-517)	1976-80
.546	Doug Jennings (674-1235)	1980-84
.541	Mike DeHaven (255-471)	1990-93

### Field goals attempted

2278	Bailey Robertson (98 games)	1953-57
1971	Dick Nyers (106 games)	1952-56
1859	David Logan (115 games)	2001-05
1641	Gary Paul (111 games)	1986-90
1539	Tom Moran (92 games)	1960-64
1520	John D. Layman (94 games)	1970-74
1400	Kevin Pearson (101 games)	1975-79
1393	Dwight Swails (100 games)	1947-51
1374	Ron Rutland (94 games)	1987-91
1369	Andy Foster (109 games)	1997-01
1352	Perrell Lucas (103 games)	1992-96
1340	Todd Jones (100 games)	1967-71
1306	Jerry Lewis (99 games)	1958-62
1235	Doug Jennings (107 games)	1980-84
1226	Ed Zeigler (86 games)	1967-71
1204	Clark Crafton (100 games)	1961-65
1132	Daryl Warren (98 games)	1971-75
1108	Kyle Persinger (111 games)	1987-91
1107	Al Williams (92 games)	1965-69
1047	Elwood McBride (108 games)	1947-50,51-52

### 3-point field goals made

354	Gary Paul (111 games)	1986-90
321	David Logan (115 games)	2001-05
300	Andy Foster (109 games)	1997-01
247	Kyle Persinger (111 games)	1987-91
165	Michael Brooks (106 games)	1992-96
147	Mickey McGill (110 games)	2000-05
137	Cory Bennett (113 games)	2001-05
136	Rob Kent (101 games)	1998-02
135	Noi Chay (103 games)	1992-96
134	Perrell Lucas (103 games)	1992-96
96	Ron Rutland (94 games)	1987-91
93	Justin Barnard (80 games)	2004-07
83	Luke Blank (57 games)	2003-06
82	Brad Borgman (54 games)	2000-02
75	Lawrence Barnes (57 games)	2003-05
73	Doug Stahly (107 games)	1989-93
69	Matt Britton (53 games)	1996-98
67	Shannon Arthur (82 games)	1990-94
67	Justin Barnard (54 games)	2004-06
64	Jerry Neese (54 games)	1985-87
55	Chad Pate (51 games)	1994-96

### 3-point field goals attempted

826	David Logan (115 games)	2001-05
820	Andy Foster (109 games)	1997-01
768	Gary Paul (111 games)	1986-90
579	Kyle Persinger (111 games)	1987-91
443	Rob Kent (101 games)	1998-02
365	Cory Bennett (113 games)	2001-05
357	Michael Brooks (106 games)	1992-96
332	Mickey McGill (110 games)	2000-05
324	Noi Chay (103 games)	1992-96
300	Perrell Lucas (103 games)	1992-96
245	Justin Barnard (80 games)	2004-07
244	Ron Rutland (94 games)	1987-91
232	Doug Stahly (107 games)	1989-93
225	Brad Borgman (54 games)	2000-02
200	Luke Blank (57 games)	2003-06
186	Shannon Arthur (82 games)	1990-94
177	Matt Britton (53 games)	1996-98
169	Lawrence Barnes (57 games)	2003-05
151	Cedric Moodie (26 games)	2001-02
143	Kyle Shirk (83 games)	1993-96

### 3-point FG percentage (minimum 25 made)

.487	Chad Pate (55-113)	1994-96
.467	Jerry Neese (64-137)	1985-87
.462	Michael Brooks (165-357)	1992-96
.461	Gary Paul (354-768)	1986-90
.447	Perrell Lucas (134-300)	1992-96
.444	Lawrence Barnes (75-169)	2003-05
.443	Mickey McGill (147-332)	2000-05
.427	Kyle Persinger (247-579)	1987-91
.419	Kevin Owens (36-86)	1987-89
.417	Noi Chay (135-324)	1992-96
.415	Luke Blank (83-200)	2003-06
.414	Justin Barnard (67-162)	2004-06
.404	Daniel Cox (38-94)	2005-06
.393	Ron Rutland (96-244)	1987-91
.390	Matt Britton (69-177)	1996-98
.389	Chad Mills (42-108)	1991-95
.389	David Logan (321-826)	2001-05
.388	Jesse McClung (26-67)	2005-06
.380	Tyrone Barksdale (38-100)	1996-97
.375	Cory Bennett (137-365)	2001-05



**Free throws made**

521	Dwight Swails (100 games)	1947-51
494	Dick Nyers (106 games)	1952-56
425	Bailey Robertson (98 games)	1953-57
405	Elwood McBride (108 games)	1947-50,51-52
388	Perrell Lucas (103 games)	1992-96
374	Andy Foster (109 games)	1997-01
341	Bart Holubar (109 games)	1994-97,99-00
324	Jeff Crabtree (89 games)	1981-85
321	Al Williams (92 games)	1965-69
320	Tom Moran (92 games)	1960-64
319	David Logan (115 games)	2001-05
315	Bob Smock (106 games)	1965-69
302	Chuck Gilbert (82 games)	1996-99
292	Kevin Pearson (101 games)	1975-79
286	Phil Honnold (85 games)	1962-64,65-67
281	Jerry Lewis (99 games)	1958-62
274	Jamie Whetstone (83 games)	1987-90
272	Bob Jewell (74 games)	1953-56
272	Daryl Warren (98 games)	1971-75
268	Todd Jones (100 games)	1967-71

**Free throws attempted**

854	Elwood McBride (108 games)	1947-50,51-52
798	Dwight Swails (100 games)	1947-51
654	Dick Nyers (106 games)	1952-56
584	Bailey Robertson (98 games)	1953-57
499	Phil Honnold (85 games)	1962-64,65-67
479	Perrell Lucas (103 games)	1992-96
458	Andy Foster (109 games)	1997-01
450	Bob Jewell (74 games)	1953-56
442	Daryl Warren (98 games)	1971-75
438	Bart Holubar (109 games)	1994-97,99-00
438	Kevin Pearson (101 games)	1975-79
425	Chuck Gilbert (82 games)	1996-99
413	Bob Smock (106 games)	1965-69
412	David Logan (115 games)	2001-05
408	Tom Moran (92 games)	1960-64
406	Al Williams (92 games)	1965-69
397	Jeff Crabtree (89 games)	1981-85
387	Harold Boyd (100 games)	1958-62
378	Harley Griffith (72 games)	1947-50
374	Jamie Whetstone (83 games)	1987-90

**Free throw percentage (minimum 25 made)**

.852	Brad Borgman (121-142)	2000-02
.849	Jim Wernke (214-252)	1976-80
.846	Jerry Lewis (281-332)	1958-62
.835	DeAndre' Brock (106-127)	2006-07
.835	Michael Brooks (193-231)	1992-96
.833	Chad Mills (75-90)	1991-95
.829	Jim Farmer (209-252)	1974-77
.824	Greg Sego (28-34)	1991-92
.823	Bryan Hughes (79-96)	1978-82
.818	Gary Paul (252-308)	1986-90
.817	Jack Tindall (85-104)	1958-61
.817	Andy Foster (374-458)	1997-01
.816	Darrell Hoyer (40-49)	1961-64
.816	Jeff Crabtree (324-397)	1981-85
.815	Kyle Persinger (137-168)	1987-91
.811	Mike DeHaven (133-164)	1990-93
.810	Perrell Lucas (388-479)	1992-96
.810	Hank Voss (34-42)	1961-62,63-64
.808	Mark Wallace (80-99)	1978-80
.808	Ed Zeigler (214-265)	1967-71
.807	Daniel Johnson (67-83)	1993-96

**Total Rebounds**

1068	Todd Whitten	1971-74
1045	Kevin Pearson	1975-79
978	Clark Crafton	1961-65
965	Harold Boyd	1958-62
862	Phil Honnold	1962-64,65-67
804	Roger Wathen	1963-67
767	Steve Kahl	1974-78
685	Mickey Shircliff	1957-61
678	Bailey Robertson	1953-57
652	Charles Spurgeon	1958-61
643	Bob Jewell	1953-56
634	Kyle Persinger	1987-91
607	Bob Smock	1965-69
596	Doug Stahly	1989-93
576	John D. Layman	1970-74
565	David Wiese	1993-97
565	Tom Moran	1960-64
555	Daryl Warren	1971-75
543	Dave Bertram	1955-58
539	Jason Wright	2002-04

**Assists**


547	Ron Rutland	1987-91
492	Rob Kent	1998-02
486	Tom Downard	1982-86
396	Kyle Persinger	1987-91
388	David Logan	2001-05
376	Dave Ancelet	1975-79
362	Gary Paul	1986-90
342	Cory Bennett	2001-05
302	Bryan Hughes	1978-82
297	Perrell Lucas	1992-96
285	Randy Mutschler	1977-81
269	Jim Wernke	1976-80
266	Doug Jennings	1980-84
250	Kevin Pearson	1975-79
240	Todd Jones	1967-71
233	Andy Foster	1997-01
231	Al Williams	1965-69
216	Vasco Walton	1963-66
202	Noi Chay	1992-96
202	Tom Collins	1982-86

**Blocked Shots**


116	Doug Stahly	1989-93
88	David Wiese	1993-97
66	Braxton Mills	2005-06
65	Nathan Towle	1986-90
64	Justin Barnard	2004-07
63	Steve Nobbe	1987-91
62	Bryan Coyne	1994-95,96-99
57	Bill Whaley	1983-87
56	Mike Yeater	1982-84
52	Lawrence Barnes	2003-05
48	Bart Holubar	1994-97,99-00
47	Tom Collins	1982-86
46	Kevin Owens	1987-89
46	Terry McBryde	1995-97
44	Kevin Skurka	1997-00
43	Chuck Gilbert	1996-99
33	Ryan Hupfer	1998-02
32	Kevin Pearson	1975-79
29	Doug Dybzinski	2000-04
29	Chris DesJean	1997-01

**Steals**

193	Rob Kent	1998-02
187	David Logan	2001-05
182	Ron Rutland	1987-91
175	Tom Downard	1982-86
160	Gary Paul	1986-90
131	Chris Martin	1998-00
125	Andy Foster	1997-01
124	Kyle Persinger	1987-91
97	Perrell Lucas	1992-96
96	Tom Collins	1982-86
96	Dave Ancelet	1975-79
93	Jim Wernke	1976-80
90	Doug Jennings	1980-84
90	Cory Bennett	2001-05
89	Shannon Arthur	1990-94
88	Bart Holubar	1994-97,99-00
87	Tyrone Barksdale	1996-97
79	Michael Brooks	1992-96
79	Bryan Hughes	1978-82
79	Lawrence Barnes	2003-05




Andy Foster made 374 foul shots in his career (1997-2001)




Rob Kent registered 193 steals to become to school's all-time leader in that category.




Justin Barnard is 13th on the all-time blocks list at UIndy heading into this season.



Mickey McGill made 66 triples in 2004-05, leading the Hounds to a third straight NCAA berth.



Ron Rutland averaged nearly 10 field goals made per game during the 1990-91 season.



Gary Paul had three seasons with 90 or more three-pointers made.

**Points**

829	David Logan (29 games)	2004-05
754	Bailey Robertson (29 gms)	1955-56
696	Ron Rutland (28 games)	1990-91
659	Bailey Robertson (23 gms)	1956-57
618	David Logan (30 games)	2003-04
597	Gary Paul (28 games)	1989-90
592	Andy Foster (27 games)	2000-01
581	Jeff Crabtree (28 games)	1984-85
574	Tom Moran (25 games)	1962-63
574	Tom Moran (28 games)	1963-64

**Scoring average** (minimum 5 games)

28.7	Bailey Robertson (23 gms)	1956-57
28.6	David Logan (29 games)	2004-05
26.0	Bailey Robertson (29 gms)	1955-56
24.9	Ron Rutland (28 games)	1990-91
23.7	Dwight Swails (23 games)	1950-51
23.0	Tom Moran (25 games)	1962-63
22.5	Ed Zeigler (24 games)	1969-70
22.0	Bill Hampton (16 games)	1956-57
21.9	Andy Foster (27 games)	2000-01
21.6	Ed Zeigler (24 games)	1970-71

**Field goals made**

310	Bailey Robertson (29 gms)	1955-56
291	David Logan (29 games)	2004-05
279	Ron Rutland (28 games)	1990-91
250	Bailey Robertson (23 gms)	1956-57
241	Tom Moran (28 games)	1963-64
229	David Logan (30 games)	2003-04
227	Ed Zeigler (24 games)	1969-70
226	Clark Crafton (29 games)	1963-64
225	Tom Moran (25 games)	1962-63
223	John D. Layman (28 gms)	1971-72

**Field goals attempted**

695	Bailey Robertson (29 gms)	1955-56
614	Bailey Robertson (23 gms)	1956-57
605	David Logan (29 games)	2004-05
538	Don Thomas (28 games)	1952-53
536	Ron Rutland (28 games)	1990-91
525	Dick Nyers (28 games)	1952-53
520	Elwood McBride (27 gms)	1949-50
517	Dick Nyers (23 games)	1953-54
504	Tom Moran (28 games)	1963-64
494	Dick Nyers (26 games)	1954-55

**3-point field goals made**

121	David Logan (29 games)	2004-05
110	Gary Paul (28 games)	1989-90
99	Andy Foster (27 games)	2000-01
98	Gary Paul (28 games)	1988-89
91	David Logan (30 games)	2003-04
90	Gary Paul (28 games)	1987-88
89	Kyle Persinger (28 games)	1990-91
87	Andy Foster (28 games)	1999-00
77	Andy Foster (27 games)	1998-99
75	Kyle Persinger (28 games)	1989-90

**3-point field goals attempted**

295	David Logan (29 games)	2004-05
288	Andy Foster (27 games)	2000-01
248	Gary Paul (28 games)	1989-90
244	Andy Foster (28 games)	1999-00
226	David Logan (30 games)	2003-04
204	Gary Paul (28 games)	1988-89
197	Kyle Persinger (28 games)	1990-91
194	Andy Foster (27 games)	1998-99
192	Gary Paul (28 games)	1987-88
179	David Logan (29 games)	2002-03

**3-point FG percentage** (minimum 20 made)

.518	Chad Pate (29-56)	1995-96
.512	Mickey McGill (66-129)	2004-05
.506	Michael Brooks (41-81)	1993-94
.491	Perrell Lucas (53-108)	1995-96
.489	Noi Chay (65-133)	1993-94
.483	Michael Brooks (72-149)	1995-96
.480	Gary Paul (98-204)	1988-89
.471	Perrell Lucas (24-51)	1993-94
.469	Gary Paul (90-192)	1987-88
.467	Jerry Neese (64-137)	1986-87

**Free throws made**

208	Elwood McBride (30 gms)	1951-52
180	Dick Nyers (29 games)	1955-56
163	Jeff Crabtree (28 games)	1984-85
159	Bailey Robertson (23 games)	1956-57
149	Dwight Swails (28 games)	1948-49
145	Dwight Swails (23 games)	1950-51
142	Dwight Swails (27 games)	1949-50
136	Jamie Whetstone (28 gms)	1989-90
134	Bailey Robertson (29 gms)	1955-56
130	Dick Nyers (26 games)	1954-55

**Free throws attempted**

578	Elwood McBride (30 gms)	1951-52
246	Dwight Swails (28 games)	1948-49
220	Dick Nyers (29 games)	1955-56
206	Dwight Swails (27 games)	1949-50
206	Bailey Robertson (23 gms)	1956-57
201	Dwight Swails (23 games)	1950-51
199	Jeff Crabtree (28 games)	1984-85
197	Don Thomas (28 games)	1952-53
182	Jamie Whetstone (28 gms)	1989-90
181	Bailey Robertson (29 gms)	1955-56

**Free throw percentage** (minimum 20 made)

.955	Cory Bennett (21-22)	2003-04
.938	Jerry Lewis (75-80)	1958-59
.909	Daniel Johnson (30-33)	1994-95
.900	Michael Brooks (63-70)	1995-96
.899	Andy Foster (62-69)	1997-98
.883	Perrell Lucas (121-137)	1993-94
.878	Scott Falkner (36-41)	1991-92
.878	Kyle Persinger (43-49)	1989-90
.875	Jim Farmer (63-72)	1976-77



**Rebounds**

398	Todd Whitten (184o-214d)	1971-72
386	Bob Jewell (159o-227d)	1955-56
343	Phil Honnold (141o-202d)	1965-66
339	Ike Jackson (144o-195d)	1974-75
335	Todd Whitten (144o-191d)	1973-74
335	Todd Whitten	1972-73
325	Harold Boyd (125o-200d)	1961-62
305	Clark Crafton (133o-172d)	1963-64
300	Bob Theil (152o-148d)	1955-56
298	Bailey Robertson (145o-153d)	1955-56

**Rebounding average** (minimum 20 games)

14.6	Todd Whitten (23 games)	1973-74
14.6	Todd Whitten (23 games)	1972-73
14.3	Phil Honnold (24 games)	1965-66
14.2	Todd Whitten (28 games)	1971-72
14.1	Ike Jackson (24 games)	1974-75
13.3	Bob Jewell (29 games)	1955-56
12.5	Harold Boyd (26 games)	1961-62
12.0	Clark Crafton (22 games)	1964-65
11.7	Bob Jewell (22 games)	1954-55
11.6	Roger Wathen (25 games)	1965-66

**Assists**

200	Vasco Walton	1965-66
194	Ron Rutland	1987-88
182	Ron Rutland	1988-89
176	Tom Downard	1984-85
169	Frank Craig	1969-70
162	Tom Downard	1985-86
150	Rob Kent	2000-01
144	Dave Ancelet	1978-79
144	David Logan	2004-05
139	Randy Mutschler	1980-81

**Assists average** (minimum 20 games)

8.0	Vasco Walton (25 games)	1965-66
6.9	Ron Rutland (28 games)	1987-88
6.8	Frank Craig (25 games)	1969-70
6.5	Ron Rutland (28 games)	1988-89
6.3	Tom Downard (28 games)	1984-85
6.0	Tom Downard (27 games)	1985-86
5.8	Rob Kent (21 games)	1999-00
5.8	Dave Ancelet (25 games)	1978-79
5.6	Rob Kent (27 games)	2000-01
5.3	Randy Mutschler (26 gms)	1980-81

**Blocked shots**

44	Doug Stahly	1991-92
38	Braxton Mills	2005-06
36	Bill Whaley	1986-87
35	Lawrence Barnes	2004-05
32	Kevin Pearson	1978-79
31	Nathan Towle	1987-88
31	Mike Yeater	1983-84
31	David Wiese	1996-97
29	Bryan Coyne	1998-99
28	Braxton Mills	2006-07
28	Kevin Owens	1988-89

**Blocked shots average** (minimum 20 games)

1.6	Doug Stahly (28 games)	1991-92
1.4	Mike Yeater (22 games)	1983-84
1.4	Braxton Mills (27 games)	2005-06
1.3	Bill Whaley (27 games)	1986-87
1.3	Lawrence Barnes (27 gms)	2004-05
1.3	Kevin Pearson (25 games)	1978-79
1.1	Braxton Mills (26 games)	2006-07
1.1	David Wiese (28 games)	1996-97
1.1	Nathan Towle (28 games)	1987-88
1.1	Bryan Coyne (27 games)	1998-99
1.0	Doug Stahly (24 games)	1990-91

**Steals**

87	Tyrone Barksdale	1996-97
82	Chris Martin	1999-00
73	Tom Downard	1984-85
69	Rob Kent	2000-01
65	Ron Rutland	1988-89
57	Ron Rutland	1990-91
56	David Logan	2004-05
55	David Logan	2003-04
52	Dave Ancelet	1978-79
51	Ryan Hixson	2003-04

**Steals average** (minimum 20 games)


3.1	Tyrone Barksdale (28 gms)	1996-97
2.9	Chris Martin (28 games)	1999-00
2.6	Tom Downard (28 games)	1984-85
2.6	Rob Kent (27 games)	2000-01
2.3	Ron Rutland (28 games)	1988-89
2.1	Dave Ancelet (25 games)	1978-79
2.0	Rob Kent (21 games)	1999-00
2.0	Ron Rutland (28 games)	1990-91
1.9	David Logan (29 games)	2004-05
1.9	Chad Peckinpaugh (27 gms)	1998-99



Braxton Mills' swatted 38 shots in his rookie season, second-most all-time.



Tyrone Barksdale averaged 3.1 steals per game in 1996-97, totaling 87 steals for the season.



Vasco Walton handed-out 200 assists in 1965-66, a mark that still stands in the record books.



**SCORING**

Year	Player	Pts	Avg
1947*	Elwood McBride	364	15.8
1948	Dwight Swails	565	20.2
1949	Dwight Swails	504	18.7
1950	Dwight Swails	545	23.7
1951	Don Thomas	384	12.8
1952	Don Thomas	460	16.4
1953	Bailey Robertson	451	19.6
1954	Dick Nyers	464	17.8
1955	Bailey Robertson	754	26.0
1956	Bailey Robertson	659	28.7
1957	Larry Hanni	344	13.2
1958	Mickey Shircliff	272	11.8
1959	Jack Tindall	377	15.1
1960	Jerry Lewis	414	15.9
1961	Tom Moran	518	19.9
1962	Tom Moran	574	23.0
1963	Tom Moran	574	20.5
1964	Clark Crafton	450	20.5
1965	Phil Honnold	504	21.0
1966	Phil Honnold	515	18.4
1967	Al Williams	370	16.1
1968	Al Williams	463	20.1
1969	Ed Zeigler	540	22.5
1970	Ed Zeigler	518	21.6
1971	John D. Layman	559	20.0
1972	John D. Layman	408	17.7
1973	John D. Layman	408	17.7
1974	Jim Farmer	342	14.3
1975	Jim Farmer	354	14.2
1976	Kevin Pearson	503	20.1
1977	Kevin Pearson	424	17.0
1978	Kevin Pearson	466	18.6
1979	Marty Johnson	399	15.3
1980	Randy Mutschler	409	15.7
1981	Doug Jennings	443	17.0
1982	Doug Jennings	423	16.3
1983	Doug Jennings	410	14.6
1984	Jeff Crabtree	581	20.8
1985	Jamie Raley	313	13.0
1986	Jerry Neese	464	17.2
1987	Gary Paul	549	19.6
1988	Gary Paul	568	20.3
1989	Gary Paul	597	21.3
1990	Ron Rutland	696	24.9
1991	Doug Stahly	314	11.2
1992	Doug Stahly	423	15.7
1993	Perrell Lucas	469	17.4
1994	Perrell Lucas	524	21.0
1995	Perrell Lucas	471	19.6
1996	Tyrone Barksdale	401	14.3
1997	Chuck Gilbert	390	14.4
1998	Andy Foster	461	17.1
1999	Andy Foster	486	17.4
2000	Andy Foster	592	21.9
2001	Cedric Moodie	436	16.8
2002	David Logan	563	19.4
2003	David Logan	618	20.6
2004	David Logan	829	28.6
2005	Justin Barnard	405	15.6
2006	DeAndre' Brock	427	16.4


**REBOUNDING**

Year	Player	Reb	Avg
1954*	Bob Jewell	257	11.7
1955	Bob Jewell	386	13.3
1956	Bailey Robertson	215	9.3
1957	Dave Bertram	285	11.0
1958	Mickey Shircliff	183	8.0
1959	Charles Spurgeon	244	9.8
1960	Harold Boyd	261	10.0
1961	Harold Boyd	325	12.5
1962	Clark Crafton	253	11.0
1963	Clark Crafton	305	10.5
1964	Clark Crafton	265	12.0
1965	Phil Honnold	343	14.3
1966	Phil Honnold	284	10.1
1967	Dave Stillabower	150	6.3
1968	John Beebe	195	7.8
1969	Bill Smock	193	7.7
	Mark Whitman	193	7.7
1970	Mark Whitman	202	8.4
1971	Todd Whitten	398	14.2
1972	Todd Whitten	335	14.6
1973	Todd Whitten	335	14.6
1974	Ike Jackson	339	14.1
1975	Steve Kahl	237	9.1
1976	Kevin Pearson	276	11.0
1977	Kevin Pearson	273	10.9
1978	Kevin Pearson	288	11.5
1979	Marty Johnson	155	6.0
1980	Randy Mutschler	123	4.7
1981	Scott Pedigo	135	5.2
1982	Mike Yeater	151	5.8
1983	Scott Pedigo	207	7.4
1984	Vince Mason	220	7.9
1985	Tom Collins	161	6.0
1986	Nathan Towle	179	6.6
1987	Kevin Owens	219	7.8
1988	Kevin Owens	189	6.8
1989	Kyle Persinger	180	6.4
1990	Kyle Persinger	216	7.7
1991	Doug Stahly	133	4.8
1992	Doug Stahly	260	9.6
1993	Kyle Shirk	139	5.1
1994	David Wiese	165	6.1
1995	Terry McBryde	198	6.8
1996	Terry McBryde	167	6.2
1997	Jeremy Gentry	176	6.5
1998	Chris Martin	175	6.5
1999	Chris Martin	229	8.2
2000	Quincy Davidson	150	5.6
2001	Cedric Moodie	131	5.0
2002	Jason Wright	249	8.9
2003	Jason Wright	290	9.7
2004	Justin Barnard	136	4.9
2005	Braxton Mills	180	6.7
2006	Braxton Mills	166	6.4


\*Fall year listed to conserve space (i.e. 1950-51 is listed as 1950).

**FIELD GOAL PERCENTAGE**


Year	Player	Pct	FG-ATT
1948*	Dwight Swails	.457	208-455
1949	Harley Griffith	.407	96-236
1950	Dwight Swails	.441	200-454
1951	Elwood McBride	.735	83-113
1952	Bill Bright	.386	168-435
1953	Bob Jewell	.440	131-298
1954	Bob Jewell	.423	118-279
1955	Bob Theil	.500	138-276
1956	Larry Hanni	.477	51-107
1957	Larry Hanni	.487	136-279
1958	Harold Boyd	.492	88-179
1959	Mickey Shircliff	.473	134-283
1960	Harold Boyd	.516	131-254
1961	Emmett Herr	.500	98-196
1962	Doug Purtee	.483	102-211
1963	Phil Honnold	.613	122-199
1964	Clark Crafton	.491	197-401
1965	Bob Curless	.640	32-50
1966	Phil Honnold	.534	204-382
1967	Bob Smock	.554	112-202
1968	John Swank	.567	38-67
1969	Ron Smith	.550	33-60
1970	Bill Smock	.562	41-73
1971	Darl Hall	.516	33-64
1972	Todd Whitten	.474	163-344
1973	Todd Whitten	.474	163-344
1974	Steve Kahl	.526	82-156
1975	Bob Wingerter	.520	26-50
1976	Jim Farmer	.521	139-267
1977	Steve Kahl	.531	93-175
1978	Kevin Pearson	.583	187-321
1979	Marty Johnson	.572	151-264
1980	Randy Heisler	.595	25-42
1981	Doug Jennings	.569	185-325
1982	Pat Skaggs	.560	140-250
1983	Mike Yeater	.563	142-252
1984	Vince Mason	.592	155-262
1985	Vince Mason	.605	69-114
1986	Nathan Towle	.485	64-132
1987	Jamie Whetstone	.553	121-219
1988	Nathan Towle	.741	20-27
1989	Todd Lammert	.606	20-33
1990	Matt Cabot	.550	66-120
1991	Matt Cabot	.613	136-222
1992	Jim Mosher	.604	99-164
1993	Jay Koeller	.595	22-37
1994	Jay Koeller	.561	37-66
1995	Bart Holubar	.543	101-186
1996	David Wiese	.596	109-183
1997	Bryan Coyne	.621	36-58
1998	Bryan Coyne	.621	54-87
1999	Chris Desjean	.577	45-78
2000	Chris Desjean	.587	84-143
2001	Doug Dybzinski	.560	70-125
2002	Jason Wright	.671	139-207
2003	Jason Wright	.686	142-207
2004	Mike Adibe	.549	78-142
2005	Braxton Mills	.591	127-215
2006	Braxton Mills	.565	117-207



Larry Hanni led the team in scoring in 1957-58.



Todd Whitten averaged more than 14 rebounds per game in three straight seasons in the 70s.



Bart Holubar led the team in field goal percentage in 1994-95.



**FREE THROW PERCENTAGE**

Year	Player	Pct	FT-ATT
1947*	Elwood McBride	.723	60-83
1948	Elwood McBride	.698	60-86
1949	Elwood McBride	.720	77-107
1950	Dwight Swails	.721	145-201
1951	Jim Lucas	.793	23-29
1952	Dick Nyers	.769	93-121
1953	Chuck Zapf	.759	66-87
1954	Marvin Knoop	.740	54-73
1955	Dick Nyers	.818	180-220
1956	Larry Hanni	.774	89-115
1957	Larry Hanni	.791	72-91
1958	Jerry Lewis	.938	75-80
1959	Jerry Lewis	.762	64-84
1960	Jack Tindall	1.625	26-16
1961	Jerry Lewis	.822	60-73
1962	Tom Moran	.800	124-155
1963	Darrell Hoyer	.821	23-28
1964	Tom Firestone	.789	30-38
1965	Bob Smock	.769	70-91
1966	John Beebe	.784	29-37
1967	Al Williams	.811	86-106
1968	Ed Zeigler	.846	44-52
1969	Ed Zeigler	.851	86-101
1970	Norm Steele	.764	68-89
1971	John D. Layman	.796	113-142
1972	John D. Layman	.778	56-72
1973	John D. Layman	.778	56-72
1974	Jim Farmer	.804	82-102
1975	Jim Farmer	.821	64-78
1976	Jim Farmer	.875	63-72
1977	Jim Wernke	.820	50-61
1978	Jim Wernke	.868	59-68
1979	Jim Wernke	.860	80-93
1980	Bryan Hughes	.875	49-56
1981	Rich Tuttle	.870	20-23
1982	Ed Wineinger	.802	69-86
1983	Jeff Crabtree	.843	91-108
1984	Jeff Crabtree	.819	163-199
1985	Jerry Neese	.727	24-33
1986	Gary Paul	.853	58-68
1987	Ron Rutland	.815	66-81
1988	Kevin Owens	.844	119-141
1989	Kyle Persinger	.878	43-49
1990	Mike DeHaven	.821	32-39
1991	Scott Falkner	.878	36-41
1992	Chad Mills	.853	29-34
1993	Perrell Lucas	.883	121-137
1994	Daniel Johnson	.909	30-33
1995	Michael Brooks	.900	63-70
1996	Matt Britton	.796	74-93
1997	Andy Foster	.899	62-69
1998	Andy Foster	.811	90-111
1999	Bart Holubar	.845	109-129
2000	Brad Borgman	.840	68-81
2001	Brad Borgman	.869	53-61
2002	Ryan Hixson	.785	51-65
2003	Cory Bennett	.955	21-22
2004	Mickey McGill	.857	42-49
2005	Jesse McClung	.762	77-101
2006	DeAndre' Brock	.835	106-127

\*Fall year listed to conserve space (i.e. 1950-51 is listed as 1950).

\*\*Records are constantly being updated, please contact the Ulndy Sports Information Department with any missing records.

**ASSISTS**


Year	Player	Ast	Avg
1974*	Daryl Warren	81	3.4
1975	Jim Farmer	63	2.5
1976	Dave Ancelet	71	2.8
1977	Dave Ancelet	114	4.6
1978	Dave Ancelet	144	5.8
1979	Jim Wernke	106	4.1
1980	Randy Mutschler	139	5.3
1981	Bryan Hughes	129	5.0
1982	Larry Koch	70	3.0
1983	Tom Downard	123	4.4
1984	Tom Downard	176	6.3
1985	Tom Downard	162	6.0
1986	Gary Paul	109	4.0
1987	Ron Rutland	194	6.9
1988	Ron Rutland	182	6.5
1989	Kyle Persinger	111	4.0
1990	Ron Rutland	117	4.2
1991	Shannon Arthur	75	3.4
1992	Perrell Lucas	76	2.8
1993	Perrell Lucas	97	3.6
1994	Chad Pate	88	3.7
1995	Chad Pate	71	2.6
1996	Matt Britton	86	3.1
1997	Jim Lindsey	79	2.9
1998	Chad Peckinpaugh	95	3.5
1999	Rob Kent	122	5.8
2000	Rob Kent	150	5.6
2001	Rob Kent	135	5.0
2002	Cory Bennett	120	4.1
2003	David Logan	98	3.3
2004	David Logan	144	5.0
2005	Scott Strahm	93	3.4
2006	Scott Strahm	100	3.8

**BLOCKED SHOTS**

Year	Player	Blk	Avg
1978	Kevin Pearson	32	1.3
1979	Mark Wallace	8	0.3
1980	Pat Dowden	7	0.3
1981	Scott Pedigo	5	0.2
1982	Mike Yeater	25	1.0
1983	Mike Yeater	31	1.4
1984	Tom Collins	22	0.8
1985	Bill Whaley	16	0.7
1986	Bill Whaley	36	1.3
1987	Nathan Towle	31	1.1
1988	Kevin Owens	28	1.0
1989	Doug Stahly	24	0.9
	Steve Nobbe	24	0.9
1990	Steve Nobbe	26	0.9
1991	Doug Stahly	44	1.6
1992	Doug Stahly	23	0.9
1993	David Wiese	19	0.7
1994	David Wiese	19	0.7
1995	Terry McBryde	25	0.9
1996	David Wiese	31	1.1
1997	Bryan Coyne	22	0.8
1998	Bryan Coyne	29	1.1
1999	Kevin Skurka	20	0.7
2000	Ryan Hupfer	11	0.4
2001	Doug Dybzinski	12	0.4
2002	Jason Wright	15	0.5
2003	Lawrence Barnes	17	0.6
2004	Lawrence Barnes	35	1.3
2005	Braxton Mills	38	1.4
2006	Braxton Mills	28	1.1

**STEALS**

Year	Player	Stl	Avg
1977*	Dave Ancelet	44	1.8
1978	Dave Ancelet	52	2.1
1979	Jim Wernke	41	1.6
1980	Randy Mutschler	31	1.2
1981	Bryan Hughes	32	1.2
1982	Ed Wineinger	35	1.3
1983	Tom Downard	48	1.7
1984	Tom Downard	73	2.6
1985	Tom Downard	46	1.7
1986	Gary Paul	27	1.0
1987	Kevin Owens	44	1.6
1988	Ron Rutland	65	2.3
1989	Gary Paul	47	1.7
1990	Ron Rutland	57	2.0
1991	Doug Stahly	32	1.1
1992	Shannon Arthur	31	1.1
1993	Noi Chay	33	1.2
1994	Perrell Lucas	25	1.0
1995	Michael Brooks	30	1.0
1996	Tyrone Barksdale	87	3.1
1997	Jim Lindsey	36	1.3
1998	Chad Peckinpaugh	51	1.9
1999	Chris Martin	82	2.9
2000	Rob Kent	69	2.6
2001	Rob Kent	45	1.7
2002	David Logan	51	1.8
2003	David Logan	55	1.8
2004	David Logan	56	1.9
2005	Braxton Mills	34	1.3
2006	Myron Jackson	25	1.0



Tom Downard led the team in assists and steals three years running (1984, 85, 86).



Even while leading the nation in scoring, David Logan registered 144 assists in 2004-05.



**1922-23**  
**Coach: John George**

N 25	Fairbanks-Morse	W	30-18
D 9	Huntington	L	10-32
D 16	Central Normal	W	35-28
D 21	Capital City	L	12-15
J 6	ISS of Deaf	W	20-12
J 12	Manchester	L	20-38
J 27	Central Normal	L(ot)	23-30
F 2	Pharmacy Coll.	W	17-8
F 10	NAGU	L	27-29
F 16	ISS of Deaf	W	24-8
F 22	Pharmacy Coll.	W	49-10
F 24	NAGU	L	25-29

**1923-24**  
**Coach: John George**

N 15	Central Normal	L	24-29
N 19	Central Normal	L	9-31
D 4	Oakland City	W	32-23
D 11	NAGU	W	21-17
J 12	ISS of Deaf	W	33-23
J 19	Manchester	L	26-38
J 26	Earlham	L	12-33
F 1	Oakland City	L	18-30
F 2	Evansville	L	28-48
F 8	Pharmacy Coll.	W	53-5
F 15	Manchester	W	42-29
F 16	Huntington	W	18-14
F 22	Evansville	W	36-33
M 1	NAGU	W	29-15

**1924-25**  
**Coach: John George**

D 6	Huntington	W	52-31
D 9	Earlham	L	23-40
D 17	NAGU	L	43-53
J 2	Central Normal	L	9-43
J 9	Morris-Harvey	W	35-21
J 13	Central Normal	L	19-27
J 17	Manchester	L	24-37
J 27	Ball State	L	26-30
J 30	Manchester	L	35-48
J 31	Huntington	W	31-29
F 10	Pharmacy Coll.	W	53-28
F 13	Evansville	L	29-46
F 21	NAGU	L	23-34
F 25	Ball State	L	23-30
F 26	Evansville	L	25-44

**1925-26**  
**Coach: John George**

D 3	Franklin	L	19-60
D 5	Huntington	W	38-21
D 11	Earlham	L	22-43
D 18	Rose-Hulman	W	28-27
D 22	Central Normal	L	23-42
J 9	NAGU	L	36-37
J 16	Manchester	L	23-47
J 22	Ball State	L	20-22
	Manchester	L	29-37
	Huntington	W	38-24
	NAGU	W	54-40
	Oakland City	L	31-33
	Hanover	W	35-18
	Oakland City	W	45-24
	Ball State	L	30-43
	Hanover	W	38-24
	Earlham	W	49-30
	Central Normal	L	21-54

**1926-27**  
**Coach: Bert Haviland**

D 7	Franklin	L	37-71
D 11	Rose-Hulman	W	37-16
D 16	Ball State	L	20-34
D 20	NAGU	W	32-29
J 8	Earlham	W	31-19
J 14	Manchester	W	38-23
J 21	Ball State	W	33-30
J 24	Central Normal	L	19-36
J 28	Manchester	L	33-65
J 29	Huntington	L	36-42
F 1	Central Normal	L	23-41
F 5	Hanover	W	29-26
F 11	Rose-Hulman	L	38-42
F 12	St. Louis	L	34-53
F 15	Franklin	L	22-35
F 18	Hanover	W	28-25
F 25	Huntington	W	47-41
F 26	NAGU	W	35-22

**1927-28**  
**Coach: Bert Haviland**

D 2	Franklin	L	41-42
	Rose-Hulman	L	38-41
	DePauw	L	41-43
	Ball State	L	29-63
J 4	Central Normal	L	38-41
J 7	Hanover	W	37-24
	Vincennes	W	33-31
	Manchester	L	33-55
	Earlham	L	13-20
	Huntington	L	20-31
	Manchester	L	31-38
F 11	Ball State	L	37-42
F 14	Central Normal	L	37-39
	Hanover	W	31-25
	Rose-Hulman	W	37-35
F 25	Huntington	L	34-47

**1928-29**  
**Coach: Harry Good**

D 2	Vincennes	W	35-33
D 6	Franklin	L	41-47
D 13	NAGU	W	49-39
J 8	DePauw	L	28-31
J 11	Manchester (ot)	L	29-34
J 12	Huntington	W	35-23
J 18	Rose-Hulman	W	46-22
J 22	Oakland City	W	48-25
J 26	NAGU	L	32-33
F 1	Butler	L	19-67
F 2	Ball State	L	32-57
F 6	Huntington	W	40-37
F 9	Ball State	W	40-33
F 14	Oakland City	L	39-41
F 22	Rose-Hulman	W	33-15
F 23	Manchester	W	34-29
F 23	Central Normal	L	26-44

**1929-30**  
**Coach: Harry Good**

	Rose-Hulman	W	44-30
	Ball State	L	33-40
	Franklin	L	19-47
	Huntington	W	39-13
	Hanover	W	28-21
	DePauw	L	13-41
	Franklin	L	25-29
	NAGU	W	25-21
	Manchester	W	24-23
	Rose-Hulman	W	39-20
	Manchester	W	25-16
	Huntington	W	57-28
	Ball State	L	31-34
	Hanover	W	33-32
	NAGU	W	42-33

**1930-31**  
**Coach: Harry Good**

	Ball State	L	33-37
	NAGU	W	26-24
	Earlham	W	29-26
	Franklin	W	41-39
	Ball State	L	38-45
	NAGU	W	33-25
	Indiana Law	W	43-19
	Franklin	L	22-36
	Manchester	L	29-31
	Hanover	W	30-24
	Earlham	W	22-16
	Hanover	W	30-24
	Manchester	W	30-21

**1931-32**  
**Coach: Harry Good**

	NAGU	L	21-29
	Ball State	L	22-25
D 17	Franklin	W	25-20
J 8	Earlham	W	23-21
J 15	Central Normal	W	37-20
J 19	Franklin	L	23-24
J 23	Hanover	W	26-15
F 2	Ball State	W	33-20
F 5	Manchester	W	24-18
F 6	Valparaiso	W	23-22
F 9	Hanover	L	21-26
F 13	Manchester	W	40-23
F 17	NAGU	W	44-17
F 20	Central Normal	L	19-24
F 26	Valparaiso	W	36-30

**1932-33**  
**Coach: Harry Good**

N 12	Anderson	W	49-16
N 19	Anderson	W	45-33
D 9	Ball State	W	32-20
D 10	Indiana Law	W	62-15
D 13	Eastern Illinois	W	35-29
D 16	NAGU	W	54-15
J 9	NAGU	W	27-26
J 10	Manchester	W	38-28
J 14	Eastern Illinois	W	28-27
J 17	Franklin	W	43-24
J 20	Indiana State	L	20-37
J 28	Huntington	W	67-20
J 31	Central Normal	L	20-39
F 4	Manchester	W	37-26
F 7	Ball State	L	19-23
F 10	Huntington	W	50-28
F 18	Central Normal	W	40-35
F 23	Indiana State	W	26-11
F 28	Franklin	W	26-22

**1933-34**  
**Coach: Harry Good**

N 10	Anderson	W	37-11
N 18	Anderson	W	46-18
N 30	Taylor	W	32-29
D 2	NAGU	W	54-14
D 9	Butler	W	32-31
D 14	Manchester	W	32-15
J 8	Central Normal	W(ot)	28-22
J 12	Manchester	W	25-21
J 19	Indiana State	W(ot)	29-27
J 30	Indiana State	W	44-29
J 23	Ball State	W	29-24
F 3	Taylor	W	40-27
F 6	Franklin	W	19-16
F 10	Central Normal	W	35-24
F 13	Ball State	L	14-23
F 23	NAGU	W	35-11
M 1	Franklin	W	42-32

**1934-35**  
**Coach: Harry Good**

N 9	Anderson	W	50-20
N 24	Anderson	W	39-17
N 29	Taylor	W	43-20
D 7	NAGU	W	52-10
D 11	Manchester	W	37-30
D 15	Butler	L	24-37
D 18	Central Normal	W	26-23
J 8	Cincinnati	L	32-37
J 12	Indiana State	W	30-29
J 16	Ball State	L	28-29
J 19	Hanover	W	43-16
J 26	Ball State	W	17-16
J 30	Cincinnati	W	37-22
F 2	Manchester	W	31-25
F 8	NAGU	W	69-13
F 9	Taylor	W	34-31
F 11	Indiana State	L	32-48
F 16	Hanover	W	50-39
F 23	Central Normal	W	32-27

**1935-36**  
**Coach: Harry Good**

N 8	Anderson	W	66-10
N 16	Taylor	W	56-26
N 19	Huntington	W	44-28
N 21	Taylor	W	42-17
N 26	Huntington	W	58-20
N 29	Kokomo	W	47-20
D 7	Butler	W	39-34
D 14	Ball State	W	38-30
D 18	Central Normal	L	29-38
J 11	Indiana State	L	37-41
J 17	Hanover	W	42-38
J 23	Indiana State	L	36-44
J 28	Ball State	L	24-39
F 1	Manchester	W	64-31
F 7	Anderson	W	43-38
F 11	Manchester	W	55-34
F 15	Hanover	W	61-24
F 22	Danville	L	29-30

**1936-37**  
**Coach: Harry Good**

N 6	Taylor	W	46-20
N 13	Taylor	W	45-41
D 4	Huntington	W	38-26
D 10	Ball State	L	37-38
D 19	Butler	W	41-27
D 21	Lawrence Tech	W	41-31
J 9	Hanover	W	44-34
J 18	Indiana State	W	49-28
J 23	Ball State	W	45-39

J 30	Manchester	L	36-44
F 2	Indiana State	W	43-34
F 5	Anderson	W	48-23
F 6	Xavier	L	27-36
F 9	Huntington	W	44-35
F 13	Hanover	W	38-34
F 16	Manchester	L	39-51
F 20	Franklin	W	36-29
F 26	Anderson	W	56-37

**1937-38**  
**Coach: Harry Good**

N 5	Taylor	W	52-32
N 12	Taylor	W	60-33
N 16	NAGU	W	42-16
N 19	Anderson	W	50-19
N 22	NAGU	W	35-31
D 3	Anderson	W	76-38
D 7	Ball State	W	43-28
D 11	Huntington	W	44-24
D 16	Kokomo JC	W	37-31
J 7	Kokomo JC	W	44-22
J 11	Hanover	W	51-40
J 18	Butler	W	43-40
J 21	Manchester	L	48-59
J 28	Huntington	W	54-34
F 2	Franklin	L	33-50
F 5	Manchester	L	45-47
F 8	Indiana State	W	50-35
F 17	Ball State	L	31-50
F 21	Indiana State	W	50-36
M 1	Hanover	W	51-36

**1938-39**  
**Coach: Harry Good**

N 11	Taylor	W	59-25
N 19	Huntington	W	38-20
D 2	Huntington	W	48-20
D 10	Ball State	L	37-45
D 14	Franklin	L	34-44
D 15	Hanover	W	39-34
J 7	Taylor	W	47-26
J 14	Hanover	L	36-43
J 21	Manchester	W	54-50
F 1	Valparaiso	W	43-39
F 3	Indiana State	W	37-29
F 8	Franklin	W	60-36
F 11	Butler	L	33-37
F 14	Indiana State	W	39-29
F 17	Manchester	L	61-64
F 23	Kokomo	W	42-32
M 3	Ball State	W	45-39

**1939-40**  
**Coach: Harry Good**

N 21	Huntington	W	67-20
D 6	Oakland City	W	35-34
D 9	Taylor	W	42-34
D 14	Ball State	L	41-50
J 5	Taylor	W	59-35
J 10	Huntington	W	67-29
J 13	Central Normal	W	42-27
J 17	Hanover	W	47-29
J 20	Manchester	W	47-40
J 23	Central Normal	W	45-22
J 31	Valparaiso	W	54-51
F 3	Indiana State	W	37-24
F 6	Oakland City	W	46-41
F 9	Ball State	W	42-37
F 13	Indiana State	L	23-41
F 17	Hanover	W	49-45
F 21	Manchester	W	56-45

**1940-41**  
**Coach: Harry Good**

N 14	Anderson	W	58-42
N 28	Chicago Teachers	W	41-25
N 30	Anderson	W	41-34
D 2	Eastern Illinois	W	41-38
D 7	Ball State	W	42-30
D 9	Millikin	W	54-50
D 12	Otterbein	W	59-37
D 16	Illinois St Normal	L	22-32
J 9	Eastern Illinois	W	53-40
J 14	Hanover	W	81-45
J 18	Manchester	W	51-42
F 7	Central Normal	W	53-37
F 8	Ball State	W	52-29
F 11	Central Normal	W	67-4



**1941-42 (16-0)**

**Coach: Harry Good**

N 13	Anderson	W	53-25
N 18	Oakland City	W	73-37
N 29	Anderson	W	60-27
D 2	Oakland City	W	74-34
D 6	Illinois Wesl.	W	54-33
	Illinois St Normal	W	25-24
D 13	Hanover	W	63-45
J 10	Ball State	W	68-32
	Hanover	W	71-33
J 19	Central Normal	W	69-39
	Manchester	W	52-25
F 3	Millikin	W	53-35
F 7	Central Normal	W	59-31
F 10	Illinois St Normal	W	39-35
F 14	Ball State	W	42-33
F 21	Manchester	W	59-36

**1942-43 (9-3)**

**Coach: Harry Good**

	Nav Reserve-Peru	W	38-36
D 10	Huntington	W	52-48
	Hanover	W	75-48
	Central Normal	W	56-30
	Manchester	L	39-40
	Nav Reserve-Peru	L	33-48
	Manchester	L	44-54
	Huntington	W	57-49
	Ball State	W	39-37
F 9	Central Normal	W	69-60
F 13	Millikin	W	61-48
F 20	Hanover	W	81-70

**1943-45**  
No Basketball during World War II

**1945-46 (5-11)**

**Coach: Ed Bright**

	Taylor	W	55-34
	Anderson	W	45-18
D 15	Huntington	L	34-40
D 18	Central Normal	L	33-43
	Indiana State	L	42-58
	Evansville	L	33-52
J 11	Manchester	L	37-41
J 18	Anderson	W	64-36
J 26	Millikin	L	34-48
F 2	Taylor	W	51-38
F 9	Millikin	L	39-63
F 12	Huntington	L	30-35
F 16	Manchester	W	48-41
F 20	Central Normal	L	57-60
F 27	Evansville	L	43-53
M 9	Valparaiso	L	38-77

**1946-47 (11-10)**

**Coach: Ed Bright**

N 23	Valparaiso	L	42-73
N 28	Kentucky	L	36-78
N 30	Taylor	W	55-43
D 5	Evansville	L	33-50
D 10	Huntington	W	64-51
D 14	Manchester	W	62-42
D 20	Canterbury	L	38-48
D 30	Harvard	L	47-58
J 11	Franklin	L	40-45
J 17	Oakland City	W	59-53
J 25	Huntington	W	59-47
F 1	Taylor	W	71-44
F 7	Oakland City	W	62-35
F 12	Saint Joseph's	W	45-40
F 15	Manchester	L	43-50
F 18	Franklin	L	56-73
F 20	Hanover	L	41-45
F 21	York	W	67-55
F 26	Evansville	W	55-47
M 1	Hanover	W	57-53
M 4	Canterbury	L	51-58

**1947-48 (15-8)**

**Coach: Angus Nicoson**

N 25	Saint Joseph's	W	62-61
N 28	Taylor	W	65-59
N 29	Kentucky	L	41-80
D 2	Canterbury	W	64-53
D 4	Eastern Illinois	L	49-81
D 9	Franklin	L	48-53
D 13	North Central	W	62-46
D 16	Hanover	L	63-81
D 18	Oakland City	W	73-61
J 10	Manchester	W	53-47
J 13	Taylor	W	90-56
J 17	Oakland City	W	63-55
J 22	Huntington	L	61-62
J 29	Southern Illinois	L	69-76

J 31	York	W	65-48
F 7	Anderson	L	62-82
F 10	Canterbury	W	57-56
F 14	Franklin	W	68-56
F 17	Anderson	W	79-52
F 21	Manchester	W	54-53
F 24	Huntington	W	91-66
F 28	Hanover	W	65-60
M 2	Eastern Illinois	L	69-74

**1948-49 (19-9)**

**Coach: Angus Nicoson**

N 27	Eastern Kentucky	L	55-65
N 29	Kentucky	L	38-74
D 1	Oakland City	L	58-62
D 4	North Central	W	51-44
D 7	Ball State	L	61-67
D 8	Taylor	W	86-57
D 11	Ohio Northern	W	65-61
D 11	Manchester	L	78-79
D 14	Franklin	L	50-60
D 16	Huntington	W	63-35
J 1	Butler	L	39-42
J 6	Earlham	W	83-57
J 8	Anderson	W	75-61
J 12	Hanover	W	76-60
J 15	Manchester	W	67-55
J 18	Huntington	W	69-59
J 20	Indiana State	L	77-81
J 22	Taylor	W	63-44
F 1	Canterbury	W	71-53
F 5	Rose-Hulman	W	88-37
F 8	Franklin	W	63-55
F 12	Tri-State	W	90-59
F 17	Earlham	W	78-50
F 19	Oakland City	W	85-63
F 22	Hanover	W	77-52
F 23	Taylor	W	68-62

*NAIB Tournament*

	Connecticut St.	W	72-59
	Hamline	L	66-83

**1949-50 (18-9)**

**Coach: Angus Nicoson**

	Huntington	W	55-40
	Tri-State	W	65-47
	E. Kentucky	L	53-66
	Kentucky	L	61-84
	Ball State	W	71-54
	Earlham	W	56-47
	Franklin	W	70-64
	Taylor	W	82-76
	Villa Madonna	W	76-68
	Franklin	L	58-61
	Earlham	W	42-41
	Canterbury	L	59-65
	Hanover	W	76-62
	Manchester	W	71-55
	Anderson	W	72-53
	Indiana State	L	60-61
	Southern Ill.	L	54-72
	North Central	W	61-57
	Huntington	W	78-46
	Canterbury	W	56-55
	Rose-Hulman	W	87-52
	Franklin	L	49-54
	Villa Madonna	W	74-53
	Hanover	L	77-89
	Taylor	W	77-61

*NAIB Tournament*

	Evansville	L	81-90
	Hanover	W	74-71

**1950-51 (18-7)**

**Coach: Angus Nicoson**

	Huntington	W	81-66
	E. Kentucky	L	46-80
	Hanover	L	60-64
	Franklin	L	51-57
	Taylor	W	71-66
	Villa Madonna	W	67-38
	Ball State	W	66-62
	Cent. Mo. State	L	72-75
	Earlham	W	88-65
	Hanover	W	62-61
	Manchester	W	84-69
	Anderson	W	88-65
	Louisville	L	61-96
	North Central	W	77-75
	Canterbury	W	85-72
	Taylor	W	70-59
	Earlham	W	57-51
	Manchester	W	57-47
	Anderson	W	73-72
	Canterbury	L	71-77
	Villa Madonna	W	75-72

Huntington	W	100-57
Tri-State	W	93-61
Taylor	L	66-68
Franklin	W	79-61

**1951-52 (20-10)**

**Coach: Angus Nicoson**

Huntington	W	70-60
Taylor	L	64-80
Wabash	L	46-47
Ball State	W	73-66
Franklin	W	66-59
Huntington	W	92-55
Taylor	L	76-78
Earlham	W	83-60
Manchester	W	66-48
Oakland City	W	75-58
Muskingum	W	78-72
Ottawa	L	61-62
Indiana State	L	59-79
Franklin	L	63-71
Earlham	W	79-70
Anderson	L	68-69
Tri-State	W	92-66
Chase	W	99-63
Indiana State	L	65-76
Taylor	L	77-86
Manchester	W	84-82
Hanover	W	67-66
Tri-State	W	57-53
Anderson	W	66-64
Wabash	W	75-57
Hanover	W	78-73
Earlham	W	95-78
Oakland City	W	66-59

*NAIB Tournament*

Taylor	W	74-68
Indiana State	L	57-68

**1952-53 (17-11)**

**Coach: Angus Nicoson**

Tri-State	W	88-68
Oakland City	W	78-66
Wabash	W	83-77
Franklin	L	75-93
Taylor	L	69-83
Manchester	W	116-97
Ball State	L	75-84
Camp Breckenridge	W	84-79
Camp Breckenridge	L	77-81
NE Missouri St.	W	83-54
Hanover	W	73-68
Indiana State	W	77-72
Franklin	W	68-63
Earlham	L	56-70
Camp Breckenridge	W	84-79
Taylor	L	69-82
Anderson	L	80-83
Illinois Normal	L	71-93
Manchester	W	76-71
Hanover	W	82-74
Tri-State	W	88-55
DePauw	L	71-73
Wabash	L	81-88
Hanover	W	97-79
Earlham	W	90-79
Oakland City	W	87-78
Anderson	W	82-75

*NAIA Tournament*

Indiana State	L	64-87
---------------	---	-------

**1953-54 (15-8)**

**Coach: Angus Nicoson**

Tri-State	W	72-54
Oakland City	W	92-81
Illinois Normal	W	90-89
Franklin	W	82-75
Taylor	L	74-88
Manchester	W	72-62
Fort Knox	W	79-69
Fort Knox	L	61-65
Cent. Mo. State	L	69-74
Wabash	L	73-77
Earlham	W	63-57
Anderson	W	79-67
Taylor	W	100-78
Franklin	W	86-65
Oakland City	W	90-75
Manchester	L	66-74
Hanover	W	117-85
Tri-State	W	100-69
Wabash	L	66-82
Huntington	W	112-69
Hanover	L	77-78
Earlham	W	86-63
Anderson	L	78-86

**1954-55 (9-17)**

**Coach: Angus Nicoson**

Oakland City	W	69-66
DePauw	W	74-70
Illinois Normal	L	71-100
Franklin	L	76-77
Taylor	W	87-76
Manchester	L	77-91
Eastern Illinois	L	69-102
Southern Illinois	L	33-44
DePauw	L	64-83
Indiana State	L	47-64
Wartburg [Iowa]	W	88-70
No. Central [Ill.]	W	91-80
Wabash	L	69-78
Earlham	W	30-22
Anderson	L	85-90
Taylor	L	69-82
Franklin	W	79-75
Eastern Illinois	L	64-66
Manchester	W	72-59
Hanover	L	66-73
Oakland City	L	77-81
Wabash	L	69-73
Saint Joseph's	L	73-77
Hanover	L	73-78
Earlham	L	69-93
Anderson	W	60-58

**1955-56 (23-6)**

**Coach: Angus Nicoson**

Oakland City	W	90-71
Tri-State	W	101-87
Aurora [Ill.]	W	101-78
Indiana State	W	95-82
Marian	W	88-63
Franklin	W	88-73
Taylor	L	87-94
Manchester	W	107-82
Wabash	W	83-74
Bellarmino	W	95-86
Alma [Mich.]	W	105-80
Coe [Iowa]	W	88-84
Wabash	W	78-70
Earlham	W	76-72
Anderson	L	75-94
Taylor	W	97-65
Franklin	W	85-76
Illinois Normal	W	92-89
Manchester	L (ot)	90-93
Hanover	W	90-79
Oakland City	L	85-87
Villa Madonna	L	104-105
Saint Joseph's	W	69-67
Hanover	W	97-89
Earlham	W	100-82
Anderson	W	95-75

*NAIA Tournament*

Evansville	W	105-102
Manchester	W	96-83

*NAIA Nationals*

Tennessee A & I	L	63-86
-----------------	---	-------

**1956-57 (14-10)**

**Coach: Angus Nicoson**

Wright-Patterson AFB	W	87-70
Great Lakes Naval	W	88-87
Bunker Hill AFB	W	106-64
Eastern Illinois	L	66-82
Marian	L	77-78
Earlham	L	99-105
Taylor	W	79-58
Villa Madonna	W	97-94
Hamline	L	64-83
Arkansas Tech	L	66-74
Anderson	L	78-108
Franklin	W	83-60
Great Lakes Naval	L	69-81
Manchester	W	77-74
Aurora [Ill.]	W	110-70
Hanover	W	71-68
Bellarmino	W	79-77
Earlham	W	69-65
Taylor	L	88-98
Indiana Tech	L	82-88
Franklin	W	70-67
Anderson	W	67-64
Manchester	W	84-81
Hanover	L	72-91

Year-by-year  
RECORDS

2007-08 Men's BASKETBALL



<b>1957-58 (15-11)</b>											
<b>Coach: Angus Nicoson</b>											
Transylvania	W	80-63	Bellarmine	W	64-59	Anderson	W	89-61	Franklin	W	90-70
Anderson	L	64-72	Saint Joseph's	W	71-54	Marian	W	111-76	Manchester	L	89-107
Earlham	L	62-71	Transylvania	L (ot)	71-75	St. Procopius	W	99-72	Anderson	W	88-86
Tri-State	W	86-65	Earlham	W	76-68	Bellarmine	W	103-87	Hanover	L	88-94
Eastern Illinois	W	76-61	MacMurray	W	82-68	Franklin	W	102-83	Bellarmine	L	82-98
Concordia	W	87-52	Franklin	L	59-70	Manchester	L	84-86	Earlham	W	88-76
Earlham	L	61-79	Hanover	W	65-63	Hanover	W	84-70	Millikin [Ill.]	L	75-97
Taylor	L	85-89	Taylor	W	76-64	Taylor	W	91-68	<i>NAIA District 21 Playoffs</i>		
Huntington	W	109-73	Anderson	L	78-79	Anderson	W	96-87	Tri-State	W	75-70
Capital	L	65-67	Marian	W	68-49	Wabash	W	103-74	Hanover	W	76-72
Baldwin-Wallace	L	93-100	Indiana Tech	W	110-75	Millikin	W	100-91	<i>NAIA Nationals</i>		
Villa Madonna	L	71-89	Franklin	W	78-70	<i>NAIA Playoffs</i>			Tenn. Wesleyan	L (ot)	89-94
Anderson	L	63-83	Manchester	W	88-73	Oakland City	W	117-79			
Franklin	W	62-54	Hanover	W	90-64	Manchester	W	91-76			
Marian	W	81-71	Taylor	W	97-81	<i>NAIA Nationals</i>					
Manchester	W	56-53	Anderson	L	59-68	Morris Harvey	W	92-81			
Transylvania	L	59-69	<i>NAIA Playoffs</i>			Rockhurst	L	74-76			
Hanover	W	79-69	Huntington	W	84-66						
Marian	W	77-70	Anderson	L	79-97						
Concordia	W	69-56									
Taylor	W	79-66	<b>1961-62 (18-8)</b>								
Indiana Tech	W	84-81	<b>Coach: Angus Nicoson</b>								
Franklin	W	71-62	Tri-State	W	86-64						
Anderson	W	70-67	Wabash	W	74-51						
Manchester	L	66-80	DePauw	L	60-61						
Hanover	L	61-77	North Central	W	78-66						
			Indiana State	L	84-100						
			Manchester	W	83-78						
			Marian	W	93-54						
			William Penn	W	86-73						
			McKendree	W	92-77						
			Wilmington	W	107-77						
			Earlham	W	103-74						
			MacMurray	W	79-69						
			Franklin	W	89-69						
			Hanover	W	70-69						
			Taylor	L	79-92						
			Anderson	W	92-87						
			Marian	W (2ot)	77-75						
			Transylvania	W	80-73						
			Millikin	W (ot)	96-94						
			Indiana Tech	L	89-92						
			Franklin	W	78-62						
			Manchester	L	85-91						
			Hanover	W	80-67						
			Taylor	L	69-70						
			Anderson	L	78-82						
			<i>NAIA Playoffs</i>								
			Indiana State	L	90-91						
			<b>1962-63 (18-7)</b>								
			<b>Coach: Angus Nicoson</b>								
			Tri-State	W	88-77						
			Wabash (2-ot)	L	84-92						
			DePauw	W	74-68						
			Ohio Northern	L	60-79						
			Manchester	W	116-97						
			North Central	W	105-73						
			Earlham	W	81-63						
			Marian	W	93-62						
			Saint Joseph's	L	75-89						
			Findlay [Ohio]	W	91-90						
			Earlham	W	84-71						
			Otterbein	W	69-67						
			Franklin	L	65-73						
			Hanover	W	73-62						
			Taylor	W	89-73						
			Anderson	W	83-76						
			Marian	W	79-77						
			Transylvania	L	79-88						
			Millikin [Ill.]	W	101-82						
			Franklin	W	94-82						
			Manchester	W	77-57						
			Hanover	W	84-70						
			Taylor	L	84-85						
			Anderson	W	86-83						
			<i>NAIA Playoffs</i>								
			Indiana State	L	69-83						
			<b>1963-64 (26-3)</b>								
			<b>Coach: Angus Nicoson</b>								
			Harris-Stowe	W	96-74						
			McKendree	W	90-86						
			DePauw	W	92-87						
			Indiana State	L	68-77						
			Manchester	W	69-63						
			Bellarmine	W	96-89						
			Otterbein	W	88-83						
			Earlham	W	85-67						
			Ohio Northern	W	116-83						
			Earlham	W	113-98						
			Saint Joseph's	W	90-69						
			Franklin	W	95-85						
			Hanover	W	78-54						
			Taylor	W	125-101						
			<b>1964-65 (17-6)</b>								
			<b>Coach: Angus Nicoson</b>								
			Kentucky State	L	79-80						
			Bellarmine	L	85-94						
			St. Cloud State	W	86-63						
			Taylor	W	90-72						
			Earlham	W	67-60						
			McKendree	W	89-75						
			Saint Joseph's	W	92-87						
			Otterbein	L	58-74						
			Earlham	W	111-81						
			Franklin	W	75-56						
			Manchester	W	84-75						
			Anderson	W	82-62						
			Hanover	W	83-67						
			Marian	W	78-77						
			Bellarmine	L	67-78						
			Wabash	W	93-80						
			Taylor	W	103-85						
			Franklin	L	71-70						
			Manchester	L	88-112						
			Anderson	W	76-72						
			Hanover	W	70-68						
			Millikin	W	94-84						
			<i>NAIA Playoffs</i>								
			Manchester	L	77-79						
			<b>1965-66 (17-8)</b>								
			<b>Coach: Angus Nicoson</b>								
			Bellarmine	L	62-65						
			Kentucky State	L (2ot)	95-98						
			Indiana State	L	69-82						
			Taylor	W	81-74						
			Marian	W	110-87						
			Earlham	W	82-65						
			William Jewell	W	94-75						
			Wabash	W	98-74						
			Earlham	W	84-80						
			Franklin	W	76-70						
			Manchester	W	91-83						
			Anderson	W	62-60						
			Hanover	W	80-67						
			Marian	L	71-73						
			Millikin [Ill.]	W	78-75						
			Taylor	W	78-74						
			Franklin	L	78-81						
			Manchester	L	79-83						
			Anderson	W	72-70						
			Hanover	W	84-69						
			Wabash	L	69-77						
			MacMurray	W	99-72						
			<i>NAIA District 21 Playoffs</i>								
			Manchester	W	98-84						
			Anderson	W	99-83						
			<i>NAIA Nationals</i>								
			Carson-Newman	L	67-68						
			<b>1966-67 (18-10)</b>								
			<b>Coach: Angus Nicoson</b>								
			Tri-State	W	105-79						
			Kentucky State	W	97-72						
			Indiana State	L	69-107						
			Taylor	W	88-79						
			Marian	L	79-85						
			William Penn	W	72-52						
			MacMurray	W	96-73						
			Wabash	W	122-101						
			W. New Mexico	L	98-101						
			Tri-State	L	83-85						
			Franklin	W	77-69						
			Manchester	W	85-77						
			Anderson	W	81-67						
			Hanover	W	90-77						
			Marian	L	80-85						
			Wabash	W	104-87						
			Earlham	W	85-75						
			Taylor	W	103-102						
			<b>1967-68 (10-14)</b>								
			<b>Coach: Angus Nicoson</b>								
			Tri-State	L	79-85						
			Indiana State	L	73-84						
			Taylor	L	94-106						
			Earlham	W	83-79						
			Berry [Ga.]	L	73-90						
			Wabash	L	76-78						
			North Central	W	73-52						
			Marian	W	88-78						
			Tri-State	L	79-87						
			Franklin	L	94-85						
			Manchester	W	79-96						
			Anderson	W	78-67						
			Hanover	W	92-91						
			Marian	W	81-79						
			Northwood	W	119-76						
			Earlham	L	79-106						
			Taylor	L	77-89						
			Franklin	L	76-84						
			Manchester	W	92-83						
			Anderson	W	78-70						
			Hanover	L	74-78						
			Bellarmine	L	82-94						
			Wabash	L	89-100						
			DePauw	L	75-101						
			<b>1968-69 (19-11)</b>								
			<b>Coach: Angus Nicoson</b>								
			Tri-State	W	94-91						
			Northwood	W	101-82						
			Taylor	W	92-91						
			Eastern Illinois	L	71-73						
			Millikin [Ill.]	W	91-88						
			Wabash	L	72-97						
			DePauw	L	86-90						
			William Penn	W	91-79						
			North Central	W	68-66						
			Marian	W	95-81						
			St. Benedict	W	83-68						
			Manchester	W	131-96						
			Anderson	W	106-91						
			Hanover	L	84-87						
			Bellarmine	L	92-97						
			Tri-State	W	106-92						
			Earlham	W	88-82						
			Rose-Hulman	L	76-91						
			Taylor	L	101-111						
			Franklin	L	87-89						
			Manchester	W	88-87						
			Anderson	W	94-80						
			Hanover	L	69-84						
			Franklin	W	94-85						
			Earlham	L	77-95						
			MacMurray	W	125-101						

GREY HOUND ATHLETICS

Franklin	W	84-73
Manchester	W	101-87
Anderson	W	91-85
Hanover	L	60-68
Franklin	W	79-76
Earlham	L	88-94
MacMurray	L	80-86
Marian	L	90-100

**1970-71 (13-13)**  
**Coach: Angus Nicoson**

Northwood	W	104-91
Wittenberg	L	66-90
Tri-State	L	71-72
Oakland City	L	96-97
Manchester	W	99-78
Franklin	L	88-97
Rose-Hulman	W	103-79
Baldwin-Wallace	W	99-83
Grissom AFB	W	100-55
Grissom AFB	W	80-55
Millikin [Ill.]	L	86-94
Wabash	W	83-82
Anderson	L	82-93
Hanover	W	88-83
Taylor	L	104-110
DePauw	L	89-90
Hanover	W	90-78
Earlham	L	86-99
Manchester	L	86-88
Anderson	W	87-82
Franklin	L	74-84
Taylor	W	105-101
Earlham	W	99-96
Olivet Nazarene	L	66-80
Marian	W	80-74
Valparaiso	L	58-69

**1971-72 (18-10)**  
**Coach: Angus Nicoson**

Wittenberg	W	62-59
Tri-State	L	82-84
Butler	W	105-95
Oakland City	W	80-71
Manchester	W	108-66
Franklin	L	75-84
Evansville	L	62-103
No. Kentucky	W	93-89
Franklin	W	85-72
Anderson	W	85-72
Hanover	L	69-85
Saint Joseph's	L	70-73
Rose-Hulman	W	94-77
Valparaiso	W	65-64
DePauw	W	101-89
Saint Joseph's	L	90-98
Manchester	W	80-73
Anderson	W	93-81
Franklin	W	83-82
Valparaiso	L	85-98
Marian	L	85-90
Olivet Nazarene	W	124-94
Hanover	W	75-65
Wabash	W	96-94
DePauw	L	96-102

*NAIA District 21 Playoffs*

Huntington	W	116-103
Hanover	W	77-76
Tri-State	L	75-78

**1972-73 (15-8)**  
**Coach: Angus Nicoson**

Huntington	W	90-79
North Central	W	96-75
Tri-State	L	63-64
Oakland City	W	79-72
Franklin	L	60-69
So. Indiana	W	90-62
Saint Joseph's	L	77-79
Wabash	W	94-87
Valparaiso	W	70-68
Evansville	W	62-59
DePauw	L	60-73
Saint Joseph's	W	68-59
Wabash	W	93-75
Valparaiso	W	78-66
Evansville	L	65-93
DePauw	W	98-88
Butler	L	66-74
No. Kentucky	L	86-87
Franklin	W	86-65

**1973-74 (15-11)**  
**Coach: Angus Nicoson**

at Culver-Stockton	W	72-61
at Aurora [Ill.]	L	72-75
Oakland City	W	84-77
Franklin	L	61-69
Huntington	W	87-82
at Anderson	W	77-71
at So. Indiana	L	70-72
at Heidelberg	L	76-77
at Huntington	W	89-87
Evansville	L	69-79
Bellarmine	W	72-61
at Butler	L	69-85
at DePauw	W	81-80
IUPUI	W	48-47
at Valparaiso	L	65-83
at Wabash	W	73-60
Saint Joseph's	L	67-69
Rose-Hulman	W	85-64
at Evansville	L	61-95
Valparaiso	W	64-58
Wabash	W	89-87
at Saint Joseph's	L	73-86
at Franklin	W	67-59
Butler	L	64-76
De Pauw	W	78-71
at North Central	W	88-78

**1974-75 (14-10)**  
**Coach: Angus Nicoson**

N 30 North Central	W	87-67
D 4 Transylvania	W	63-61
D 7 No. Kentucky	L	69-70
D 11 Franklin	L	83-92
D 14 Capital [Ohio]	L	67-76
D 19 Ga. Southern	W	78-68
D 27 Malone [Ohio]	L	75-80
D 28 Findlay [Ohio]	W	77-73
J 4 Ill. Wesleyan	L	75-85
J 8 Bellarmine	L	79-86
J 11 Valparaiso	W	69-68
J 15 Evansville	L	80-94
J 18 DePauw	W	70-68
J 22 Butler	W	65-64
J 25 IUPUI	W	90-74
J 27 Saint Joseph's	L	76-91
F 1 Wabash	L	75-76
F 5 DePauw	W	78-73
F 8 Butler	W	67-59
F 12 Franklin	W	81-68
F 15 Saint Joseph's	W	86-74
F 19 Wabash	W	72-69
F 22 Valparaiso	L	82-90
F 25 Evansville	W	80-68

**1975-76 (13-13)**  
**Coach: Angus Nicoson**

N 29 at Ball State	L	61-71
D 1 at Transylvania	L	67-74
D 5 INDIANA-SE	W	65-55
D 6 at No. Kentucky	L	74-102
D 10 Ill. Wesleyan	L	70-72
D 13 at Capital	L	51-68
D 17 Bethel [Tenn.]	W	82-79
D 20 at Wright State	L	82-89
D 22 Otterbein	W	72-58
D 23 Dubuque [Iowa]	W	62-60
J 1 Anderson	W	96-84
J 7 Franklin	W	73-67
J 10 at Valparaiso	L	54-75
J 14 at Wabash	W	82-67
J 17 Saint Joseph's	W	63-59
J 21 Bellarmine	L	69-77
J 24 at Butler	W	59-56
J 28 De Pauw	L	62-69
J 31 Evansville	W	91-89
F 4 at Saint Joseph's	L	50-66
F 7 at Franklin	W	68-60
F 11 Butler	L	67-68
F 14 at DePauw	W	92-79
F 18 at Evansville	L	61-70
F 21 Valparaiso	L	73-81
F 24 Wabash	W	95-82

**1976-77 (12-13)**  
**Coaches: Angus Nicoson, Bill Bright**

at Morehead St.	L	81-97
Franklin	L	67-94
at Ball State	L	77-81
at Ill. Wesleyan	L	73-115
D 11 at Indiana-SE	W	92-68

D 13 at Wright State	L	68-80
D 18 Capital [Ohio]	W	74-73
D 20 Huntington	W	99-69
D 21 Taylor	W	104-93
J 3 St. Edward's	W	88-67
J 5 at Bellarmine	L (3ot)	112-115
J 7 UW-Platteville	W (2ot)	88-76
J 12 at Saint Joseph's	L	77-86
J 15 Marian	W	65-56
J 19 Valparaiso	W	76-72
J 22 at Evansville	W	85-83
J 26 at DePauw	L	65-82
J 29 Butler	L	76-84
F 2 at Wabash	W	85-76
F 5 at Valparaiso	L	79-87
F 9 Evansville	L	81-86
F 12 De Pauw	W	75-74
F 16 at Butler	L	52-53
F 19 at Franklin	L	83-86
F 22 Saint Joseph's	W (ot)	90-87

**1977-78 (11-14)**  
**Coach: Bill Bright**

N 26 Morehead State	W	68-67
N 30 at IPFW	W	81-66
D 3 Ill. Wesleyan	W	89-75
D 5 Bellarmine	W	79-65
D 7 IND. WESLYN	W	63-53
D 10 IPFW	W	89-65
D 14 at Ball State	W	87-70
D 17 Capital [Ohio]	L	51-64
D 21 Carson-Newman	W	71-63
D 22 De Pauw	L	65-78
J 4 at Franklin	L	71-82
J 7 at Butler	L	81-89
J 9 Eastern Illinois	L	64-67
J 14 Saint Joseph's	L	50-52
J 18 at Wabash	L	74-75
J 21 De Pauw	L	66-77
J 25 at E. Illinois	L	58-87
F 1 Wright State	L	75-78
F 4 Butler	L	80-81
F 8 Franklin	W	81-72
F 11 INDIANA-SE	W	77-55
F 15 at Saint Joseph's	L	59-74
F 22 at DePauw	W	89-87
F 25 at Valparaiso	L	70-71
F 28 at Bellarmine	L	71-92

**1978-79 (15-11)**  
**Coach: Bill Bright**

N 25 at Austin Peay	L	71-83
N 29 at Ball State	L	85-111
D 2 at Ill. Wesleyan	L	74-80
D 6 at Wright State	L	70-72
D 9 Ky. Wesleyan	W	80-57
D 13 So. Indiana	W	97-70
D 16 at Bellarmine	L	92-99
D 21 Marian	W	99-81
D 22 De Pauw	W	103-83
J 3 at Franklin	W	98-88
J 6 Butler	L	78-88
J 10 Wright State	W	91-73
J 13 at Saint Joseph's	L	69-78
J 17 Wabash	W	105-76
J 20 De Pauw	W	101-79
J 24 at Ky. Wesleyan	L	68-70
J 27 at So. Indiana	W	105-70
J 31 Franklin	W	100-91
F 3 at Butler	L	76-91
F 7 IPFW	W	90-65
F 10 INDIANA-SE	W	85-80
F 14 Saint Joseph's	L	65-67
F 17 at Evansville	W	74-70
F 21 at DePauw	W	82-69
F 24 Valparaiso	(forfeit)	
F 27 Bellarmine	L	90-92

**1979-80 (7-19)**  
**Coach: Bill Bright**

D 1 Ill. Wesleyan	W	82-78
D 3 Olivet Nazarene	W	77-73
D 5 Wright State	L	84-95
D 8 at Transylvania	L	78-84
D 12 at Ball State	L	73-77
D 20 Transylvania	L (2ot)	62-64
D 21 De Pauw	W (ot)	89-77
J 2 Franklin	W (ot)	84-82
J 5 at Butler	L	62-73
J 9 at Wright State	L	74-84
J 12 Saint Joseph's	L	90-96
J 14 at No. Kentucky	L	60-65
J 16 at Wabash	L	78-94
J 19 Ky. Wesleyan	L	75-87
J 21 So. Indiana	L	69-72

J 23 at DePauw	W	84-67
J 26 at Ashland	L (ot)	99-100
J 28 at Bellarmine	W (ot)	82-80
J 30 at Franklin	L	85-91
F 2 Taylor	L	64-66
F 9 at So. Indiana	L	65-75
F 11 at Ky. Wesleyan	L	85-112
F 13 Butler	L	71-77
F 16 Ashland	W	105-104
F 18 Bellarmine	L	66-87
F 23 at Saint Joseph's	L	95-96

**1980-81 (13-14)**  
**Coach: Bill Keller**

D 1 at Lewis	W	52-51
D 3 at Ball State	L	79-82
D 6 at Franklin	L	53-65
D 10 at Ill. Wesleyan	L	83-90
D 13 Transylvania	W	71-61
D 16 Tri-State	W	72-62
D 19 Taylor	W	64-54
J 3 Butler	L	44-45
J 7 Wright State	L	61-68
J 10 at Saint Joseph's	L	64-68
J 12 No. Kentucky	W	50-49
J 14 Wabash	W	84-69
J 17 at Ky. Wesleyan	L	74-86
J 19 at So. Indiana	L	53-82
J 21 at Ashland	L	56-72
J 24 Ashland	W	81-74
J 26 Bellarmine	W	83-76
J 28 Franklin	W	59-54
J 31 at Taylor	W	65-57
F 4 at Transylvania	L	58-59
F 7 So. Indiana	L	67-69
F 9 Ky. Wesleyan	W	71-57
F 11 De Pauw	W (ot)	83-80
F 14 at Bellarmine	L	62-74
F 16 at Ashland	L	77-79
F 18 at Wright State	L	57-92
F 21 Saint Joseph's	W	100-89

**1981-82 (10-16)**  
**Coach: Bill Keller**

N 24 at Transylvania	L	48-51
N 28 Franklin	W	86-68
D 5 at Ball State	L	53-76
D 7 Ill. Wesleyan	L	70-71
D 12 Transylvania	W	86-74
D 15 at Tri-State	L	69-78
D 19 Butler	W	81-69
J 6 Wright State	L	61-77
J 9 at No. Kentucky	W	64-57
J 11 at Ashland	L	56-66
J 13 at Wabash	L	64-81
J 16 Lewis	L	68-75
J 18 Saint Joseph's	L	71-72
J 20 at Butler	L	57-67
J 23 at So. Indiana	W	99-93
J 25 at Ky. Wesleyan	L	65-84
J 27 at Franklin	W	89-74
J 30 Bellarmine	L	68-84
F 6 Ashland	W	64-61
F 8 No. Kentucky	W	62-50
F 13 at Saint Joseph's	W	74-64
F 15 at Lewis	L	74-91
F 17 at Wright State]	W	87-83
F 20 Ky. Wesleyan	L (ot)	63-64
F 22 So. Indiana	L	73-81
F 27 at Bellarmine	L	73-74

**1982-83 (11-15)**  
**Coach: Bill Keller**

n 27 Franklin	W	65-63
D 4 at Ill. Wesleyan	L	75-78
D 8 Wright State	L	60-65
D 11 at Butler	L	70-82
D 14 Tri-State	L	66-67
D 18 Marian	W	66-61
D 20 Liberty Baptist	W	60-54
J 4 at West Georgia	L	72-83
J 5 at Southern Tech	L	68-83
J 8 at IPFW	W	68-54
J 12 Wabash	W	62-50
J 15 Ashland	W	82-67
J 19 at Wright State	L	78-94
J 22 Bellarmine	W	102-90
J 27 at Saint Joseph's	W	82-73
J 29 at Lewis	L	66-80
F 3 Ky. Wesleyan	W	84-83
F 5 So. Indiana	W	67-64
F 10 at Ashland	L	83-84
F 14 at Franklin	W	69-62
F 16 Butler	L	80-90
F 19 at Bellarmine	L	87-104

# Year-by-year RECORDS

# 2007-08 Men's BASKETBALL



F 24	Saint Joseph's	W	89-78
F 26	Lewis	L	58-61
M 3	at So. Indiana	L	113-139
M 5	at Ky. Wesleyan	L	92-95

<b>1983-84</b>			
<b>Coach: Bill Keller</b>			
N 22	at Transylvania	L	85-94
N 26	Franklin	L	65-82
N 30	IUPUI	W	86-68
D 3	Ill. Wesleyan	W	85-78
D 7	at Wright State	L	71-83
D 10	at Butler	L	72-76
D 13	at Tri-State	L	66-75
D 17	at Marian	L	67-69
D 19	Transylvania	W	85-66
J 3	at Florida Tech	W	97-64
J 7	at Tampa	L	77-79
J 12	Lewis	L	68-70
J 14	Saint Joseph's	W	81-70
J 19	at Ky. Wesleyan	L	70-94
J 21	at So. Indiana	L	77-83
J 25	Wright State	L	55-65
J 28	Ashland	W	80-71
J 30	Butler	L	76-94
F 4	at Bellarmine	L	76-83
F 6	at Franklin	W	76-75
F 9	at Saint Joseph's	W	92-68
F 11	at Lewis	L	74-100
F 16	Ky. Wesleyan	L	41-66
F 18	So. Indiana	W	95-84
F 21	at Wabash	W	65-64
F 23	at Ashland	W	65-62
M 1	IPFW	L	60-83
M 3	Bellarmine	L	82-84

<b>1984-85</b>			
<b>Coach: Bill Keller</b>			
N 26	IUPUI	L	61-63
N 28	Franklin	W	85-72
D 1	at Ill. Wesleyan	W	77-74
D 3	IUPUI	W	70-69
D 5	Anderson	W	71-68
D 8	at Franklin	W	86-73
D 15	at Butler	L	64-67
D 17	Transylvania	L	66-74
J 2	at Rollins [Fla.]	L	75-90
J 5	at Webber [Fla.]	W	101-95
J 10	at Ky. Wesleyan	L	72-91
J 12	at So. Indiana	L	82-88
J 17	Lewis	L	74-76
J 19	Saint Joseph's	L	66-71
J 21	at Wright State	L	71-79
J 24	at IPFW	L	59-64
J 26	at Ashland	W	52-51
J 30	Butler	W	60-59
F 2	at Bellarmine	W	83-82
F 7	So. Indiana	L	67-73
F 9	Ky. Wesleyan	L	80-86
F 14	at Saint Joseph's	W	80-61
F 16	at Lewis	L	69-72
F 19	Wabash	W	80-75
F 21	IPFW	W	84-74
F 23	Ashland	W	75-71
F 26	at Transylvania	L	90-92
M 2	Bellarmine	L	77-80

<b>1985-86</b>			
<b>Coach: Bill Keller</b>			
N 23	Kentucky State	W	72-61
N 27	IUPUI	W	90-85
D 2	at Franklin	W	80-59
D 4	at Marian	W	67-53
D 7	Ill. Wesleyan	W	72-56
D 10	at Anderson	W	90-73
D 14	at Butler	L	70-83
D 30	at Kentucky St.	W	83-71
J 2	at Saint Joseph's	L	70-81
J 4	at Lewis	L	53-54
J 9	Ky. Wesleyan	W	75-68
J 11	So. Indiana	W(2ot)	96-95
J 16	at IPFW	L (ot)	54-56
J 18	at Ashland	L	63-72
J 23	Bellarmine	W	80-71
J 25	No. Kentucky	W	63-43
J 29	Butler	L	59-69
F 1	at Bellarmine	W	66-65
F 3	Franklin	W	83-70
F 6	Ashland	W	69-60
F 8	IPFW	W	59-58
F 13	at So. Indiana	L	69-83
F 15	at Ky. Wesleyan	L	67-72
F 20	Lewis	L	59-62
F 22	Saint Joseph's	L	67-80
F 27	at No. Kentucky	L (2ot)	75-78
M 1	Wright State	L	67-76

<b>1986-87</b>			
<b>Coach: Bill Keller</b>			
N 21	at Aquinas	W	99-75
N 22	at Grand Valley	L	71-74
N 26	IUPUI	W	74-69
D 1	IUPUI	L	56-69
D 3	Franklin	W	69-67
D 9	Anderson	W	69-66
D 15	Kentucky State	L	63-68
D 20	at Bellarmine	L	61-85
D 22	at Butler	W	75-65
J 3	at IPFW	W	76-65
J 5	at Ashland	L	44-64
J 8	Lewis	W (ot)	68-65
J 10	Saint Joseph's	L	60-67
J 15	at Ky. Wesleyan	L	68-96
J 17	at So. Indiana	L	71-92
J 21	at Wright State	L	47-52
J 24	No. Kentucky	W	61-42
J 28	at Kentucky St.	L	68-70
J 31	at No. Kentucky	W	62-59
F 5	Ky. Wesleyan	L	70-71
F 7	So. Indiana	L	77-81
F 12	at Lewis	L	64-68
F 14	at Saint Joseph's	W (ot)	78-71
F 19	IPFW	L	62-69
F 21	Ashland	L	59-62
F 24	at Ill. Wesleyan	L	71-85
F 28	Bellarmine	L	75-85

<b>1987-88</b>			
<b>Coach: Bill Green</b>			
N 20	vs. Taylor	L	65-74
N 21	at MacMurray	W	90-60
N 25	IUPUI	W	97-73
N 28	Milligan	W	85-61
N 30	IUPUI	L	95-101
D 2	at Franklin	L	83-93
D 5	Ill. Wesleyan	W	103-95
D 8	at Anderson	L (ot)	67-68
D 14	Kentucky State	W	87-72
D 19	Franklin	W	95-90
J 2	at Ky. Wesleyan	L	69-80
J 4	at So. Indiana	L	80-83
J 9	Bellarmine	L (ot)	91-95
J 14	No. Kentucky	W	122-103
J 16	Ashland	L (ot)	78-79
J 21	at Lewis	W	104-102
J 23	at Saint Joseph's	L	67-86
J 28	Lewis	L (ot)	97-102
J 30	Saint Joseph's	L	73-75
F 4	at No. Kentucky	W	80-77
F 6	IPFW	W	114-86
F 11	at Kentucky St.	L	88-98
F 13	at Bellarmine	W (ot)	82-81
F 18	Ky. Wesleyan	L	67-80
F 20	So. Indiana	L	81-84
F 25	at IPFW	L	91-95
F 29	at Butler	W	74-72
M 3	at Ashland	L	69-88

<b>1988-89</b>			
<b>Coach: Bill Green</b>			
N 18	at Oakland	W	102-91
N 19	at Urbana	W	109-91
N 22	at Ind. Wesleyan	W	106-78
N 26	at DePauw	L	78-82
N 28	at Franklin	W	107-88
N 30	at Marian	W	101-76
D 3	at Kentucky St.	W	109-94
D 5	at Ill. Wesleyan	L	80-98
D 7	Anderson	W	108-96
D 10	No. Kentucky	L	89-92
D 15	Ashland	L	68-70
D 19	S'west Baptist	W	83-70
J 5	at So. Indiana	L	68-88
J 7	at Ky. Wesleyan	L	87-91
J 12	Lewis	W	83-77
J 14	Saint Joseph's	W	77-74
J 16	UW-Milwaukee	L	92-93
J 21	at Bellarmine	L	85-95
J 28	at IPFW	L	93-94
F 4	IPFW	W	74-73
F 9	Kentucky State	W	109-95
F 11	Bellarmine	L	92-93
F 16	at Saint Joseph's	L	93-99
F 18	at Lewis	L	91-96
F 23	Ky. Wesleyan	W	87-84
F 25	So. Indiana	W	90-75
M 2	at Ashland	L	98-108
M 4	at No. Kentucky	L	118-124

<b>1989-90</b>			
<b>Coach: Bill Green</b>			
N 18	at Anderson	W	98-55
N 24	vs. East Tex. St.	L	74-76
N 25	vs. Savannah St	W	75-66
N 27	vs. Franklin	L	93-94
N 29	vs. Marian	L	84-98
D 2	at Wisc.-Milw.	W	80-76
D 4	Ill. Wesleyan	W	92-78
D 6	De Pauw	L (ot)	76-82
D 9	at SW Baptist	L	73-93
D 21	at Ky. Wesleyan	L	80-104
D 23	at So. Indiana	L	77-105
J 4	No. Kentucky	W	80-73
J 6	Bellarmine	W	82-77
J 11	at Lewis	L	78-81
J 13	Kentucky State	W	85-78
J 20	at Saint Joseph's	W	67-64
F 1	Ashland	L	85-99
F 3	IPFW	W	70-65
F 1	at Ashland	L	66-105
F 3	IP-Fort Wayne	L	85-108
F 6	Ind. Wesleyan	W	115-72
F 8	at Kentucky St.	L	80-86
F 10	Saint Joseph's	W	69-68
F 17	Lewis	L	75-77
F 22	at Bellarmine	L	87-103
F 24	at No. Kentucky	L	83-93
M 1	So. Indiana	L	85-101
M 3	Ky. Wesleyan	L	78-96

<b>1990-91</b>			
<b>Coach: Bill Green</b>			
N 16	vs. Bloomsburg	W	81-76
N 17	at Mercyhurst	W (ot)	93-78
N 26	Franklin	L	70-71
N 28	Marian	W	63-55
D 1	at UW-Parkside	W	86-64
D 5	at DePauw	W	65-64
D 21	ANDERSON	W	117-85
D 28	vs. Hillsdale	W	109-91
D 29	at Findlay	L	79-82
J 5	No. Kentucky	W	82-81
J 10	Lewis	W	88-87
J 12	Saint Joseph's	L	76-78
J 17	at Ky. Wesleyan	L	86-109
J 19	at So. Indiana	L	64-86
J 24	Kentucky St.	W	91-79
J 26	Bellarmine	L	93-103
J 31	at Ashland	L	98-131
F 2	at IPFW	L	80-85
F 5	at Ind. Wesleyan	L	84-85
F 7	at Saint Joseph's	W	86-61
F 9	at Lewis	L	62-80
F 14	Ky. Wesleyan	L	83-92
F 16	So. Indiana	L	79-81
F 21	at Bellarmine	L	83-90
F 23	at Kentucky St.	L	74-95
F 28	IPFW	L	94-102
M 2	Ashland	W	115-99
M 5	at No. Kentucky	L	93-96

<b>1991-92</b>			
<b>Coach: Bill Green</b>			
N 22	at SVSU	L	64-77
N 23	vs. Quincy	W	89-75
N 25	UW-Parkside	W	64-58
D 2	vs. Marian	W	64-52
D 4	at Franklin	L	69-85
D 7	DE PAUW	W	57-53
D 16	at Eckerd [Fla.]	L	76-93
D 21	at Tampa	L	49-95
J 4	at No. Kentucky	L	81-104
J 9	at Lewis	L	67-83
J 11	at Saint Joseph's	L	54-58
J 16	Ky. Wesleyan	L	65-66
J 18	So. Indiana	W	70-64
J 23	at Kentucky St.	W	95-78
J 25	at Bellarmine	L	63-97
J 30	Ashland	L(3ot)	116-124
F 1	IPFW	L	69-97
F 4	Ind. Wesleyan	W	63-59
F 6	Saint Joseph's	L	62-67
F 8	Lewis	L	76-90
F 13	Ky. Wesleyan	L	59-108
F 15	So. Indiana	L	72-82
F 20	Bellarmine	W	67-54
F 22	Kentucky St.	L	58-84
F 25	Oakland City	L	60-62
F 27	IPFW	L	85-117
F 29	Ashland	L	78-95
M 4	No. Kentucky	W	84-78

<b>1992-93</b>			
<b>Coach: Royce Waltman</b>			
N 20	at Cent. Mo. St.	L	76-79
N 21	vs. Texas A & I	L	48-59
N 25	at UW-Parkside	L	80-85
N 30	at Marian	W	61-55
D 2	vs. Franklin	W	94-72
D 4	vs. St. Francis	W	69-55
D 5	at Hillsdale	L	59-78
D 30	at IPFW	L	71-90
J 2	at Ashland	W	77-72
J 7	Bellarmine	W	73-70
J 9	Kentucky St.	W	80-72
J 14	at Lewis	W	74-70
J 16	at Saint Joseph's	L	58-81
J 23	at No. Kentucky	W(ot)	99-95
J 26	Oakland City	W	79-73
J 28	Ky Wesleyan	L	61-78
J 30	So. Indiana	L	70-81
F 2	at Ind Wesleyan	W	77-70
F 4	at Ky State	L	81-89
F 6	at Bellarmine	L	55-61
F 11	Saint Joseph's	L	57-83
F 13	Lewis	W	76-58
F 20	No. Kentucky	W	82-81
F 25	at So. Indiana	L (ot)	83-95
F 27	at Ky Wesleyan	W	80-73
M 4	Ashland	L	71-79
M 6	IP-Ft. Wayne	L	60-62

<b>1993-94</b>			
<b>Coach: Royce Waltman</b>			
N 19	Ferris State	W	80-76
N 20	Quincy [Ill.]	L	70-74
N 27	vs. Franklin	W	82-75
N 29	at IUPUI	W(ot)	108-106
D 2	at Eastern Mich.	L	79-111
D 6	UW-Parkside	W	78-70
D 11	St. Francis [Ill.]	W	90-77
D 18	Ind. Wesleyan	W(ot)	83-80
D 30	So. Indiana	L	79-89
J 1	Ky Wesleyan	L	65-68
J 6	at Bellarmine	W	81-77
J 8	at Ky State	W	93-81
J 15	No. Kentucky	L	85-91
J 20	Lewis	W	104-98
J 22	Saint Joseph's	L	62-70
J 27	at Ashland	L	65-77
J 29	at IP-Ft Wayne	W	104-82
F 3	Ky State	W	86-74
F 5	Bellarmine	W	83-69
F 12	at No. Kentucky	W	92-90
F 17	at Saint Joseph's	L	68-82
F 19	at Lewis	L	71-84
F 24	IP-Ft. Wayne	W	82-75
F 26	Ashland	W	93-71
F 28	Oakland City	W	80-62
M 3			



**1995-96 (20-9)**  
**Coach: Royce Waltman**  
 N 17 Carson-Newman W 80-60  
 N 18 Indiana [Pa.] L 66-80  
 N 25 at IUPUI L (ot) 86-87  
 N 29 No. Alabama W 93-86  
 D 7 No Kentucky W 89-73  
 D 9 at Oakland City W 72-63  
 D 16 St. Francis [Ill.] W 60-47  
 D 28 UW-Parkside W 71-65  
 D 30 Saint Joseph's W 63-60  
 J 4 at SIUE L 80-81  
 J 6 at Quincy L 84-90  
 J 11 Bellarmine W 81-69  
 J 13 Ky Wesleyan W 78-73  
 J 18 IP-Ft. Wayne W 77-56  
 J 20 IUPUI W 70-61  
 J 25 at Lewis W 77-74  
 J 27 at UW-Parkside W 66-53  
 F 1 So. Indiana W 86-83  
 F 3 SIUE W 98-73  
 F 8 at No. Kentucky L 67-70  
 F 10 at Bellarmine W 82-63  
 F 15 at Saint Joseph's W 56-55  
 F 17 at IP-Ft Wayne W 76-66  
 F 22 Quincy W 95-74  
 F 24 Lewis L 68-78  
 F 29 at Ky Wesleyan L 65-69  
 M 2 at So. Indiana L 73-96  
 NCAA II Great Lakes Regional  
 M 7 vs. Lake Superior W 105-81  
 M 8 at So. Indiana L 71-75

**1996-97 (23-5)**  
**Coach: Royce Waltman**  
 N 20 PR-Mayaguez W 77-64  
 N 22 Hillsdale W 74-62  
 N 23 Christian Bros. W 77-64  
 N 30 Madonna W 81-59  
 D 4 Central St. [OH] W 86-68  
 D 7 Oakland City W 76-61  
 D 14 at St. Francis [Ill.] W 73-54  
 D 21 Lewis W 79-67  
 D 23 UW-Parkside W 62-55  
 J 2 at Bellarmine W 71-45  
 J 4 at Ky. Wesleyan W (ot) 90-88  
 J 9 No Kentucky W 74-73  
 J 11 Mo.-St. Louis W 68-51  
 J 18 at IP-Ft Wayne W 76-62  
 J 20 at Saint Joseph's W 79-67  
 J 23 SIUE W 85-67  
 J 25 So. Indiana W 91-86  
 J 30 at Lewis W 87-78  
 F 1 at UW-Parkside L 45-63  
 F 6 Ky Wesleyan W 78-69  
 F 8 Bellarmine W 71-49  
 F 13 at No. Kentucky W (ot) 74-71  
 F 15 at Quincy L (2ot) 76-82  
 F 20 IP-Ft. Wayne W 83-57  
 F 22 Saint Joseph's W 77-53  
 F 27 at So. Indiana L (ot) 83-88  
 M 1 at SIUE L 75-86  
 NCAA II Great Lakes Regional  
 M 7 Oakland L 72-75

**1997-98 (14-13)**  
**Coach: Todd Sturgeon**  
 N 14 Armstrong Atl. W 67-59  
 N 15 Saginaw Valley W 77-67  
 N 22 St. Francis [Ill.] W 82-77  
 N 29 St. Francis [Ind.] W 78-67  
 D 4 UW-Parkside W 71-68  
 D 6 Lewis W 69-53  
 D 13 at Oakland City W (ot) 76-73  
 D 15 Michigan Tech L 62-78  
 D 18 Tri-State [Ind.] W 84-50  
 D 20 Olivet Naz. L 69-79  
 J 2 at IP-Ft Wayne L 78-91  
 J 4 at Saint Joseph's W 88-78  
 J 8 at No. Kentucky W 68-67  
 J 10 Ky Wesleyan L 71-81  
 J 15 at Mo.-St. Louis L 69-82  
 J 17 at Quincy W 72-68  
 J 22 SIUE (2-ot) L 99-103  
 J 24 So. Indiana L 90-102  
 J 29 No Kentucky L 57-66  
 J 31 at Bellarmine L 79-84  
 F 5 Saint Joseph's W 94-87  
 F 7 IP-Ft. Wayne W 74-56  
 F 12 at Lewis L 68-70  
 F 14 at UW-Parkside W 76-68  
 F 19 Bellarmine L 63-65  
 F 21 at Ky Wesleyan L 77-89  
 F 24 at No. Kentucky L 76-85

**1998-99 (17-10)**  
**Coach: Todd Sturgeon**  
 N 13 Tusculum W 85-67  
 N 14 Mo. Western L 64-77  
 N 28 Ky Wesleyan L 66-74  
 N 30 Bellarmine W 87-71  
 D 3 at SIUE L 66-79  
 D 5 at So. Indiana L 63-80  
 D 12 No Kentucky W 76-66  
 D 21 Marian W 70-71  
 D 29 Oakland City W 62-56  
 J 4 Mo.-St. Louis W 81-67  
 J 7 at IP-Ft Wayne W 75-60  
 J 9 at Saint Joseph's W 93-89  
 J 14 UW-Parkside W 76-68  
 J 16 Lewis L 71-88  
 J 21 So. Indiana W 75-71  
 J 23 SIUE W 77-76  
 J 28 at Bellarmine W 83-77  
 J 30 at Ky Wesleyan L 79-93  
 F 4 at Lewis L 80-84  
 F 6 at UW-Parkside W 67-51  
 F 9 at No. Kentucky W 81-71  
 F 11 Saint Joseph's W 87-63  
 F 13 IP-Ft. Wayne L 79-86  
 F 15 Quincy W 86-76  
 F 18 at Mo.-St. Louis W 79-74  
 F 20 at Quincy W 90-85  
 F 25 vs. No. Kentucky L 48-60

**1999-2000 (18-10)**  
**Coach: Todd Sturgeon**  
 N 26 vs. Lynn [Fla.] L 85-94  
 N 27 at Barry [Fla.] W 73-55  
 D 2 at UW-Parkside L 66-68  
 D 4 at Lewis W 61-58  
 D 7 No Kentucky L 64-65  
 D 11 Oakland City W 90-65  
 D 22 at St. Francis [Ill.] W 91-68  
 D 30 Midwestern St. W (ot) 105-96  
 D 31 at Abilene Chrst. L (ot) 84-88  
 J 6 at Bellarmine W 87-74  
 J 8 Ky Wesleyan L 68-85  
 J 13 Mo.-St. Louis W 75-66  
 J 15 Quincy W 81-66  
 J 20 at Saint Joseph's L 74-81  
 J 22 at IP-Ft Wayne W 91-79  
 J 27 SIUE W 72-65  
 J 29 So. Indiana W (ot) 80-77  
 F 3 Lewis W 83-72  
 F 5 UW-Parkside W 69-66  
 F 10 at Quincy L (2ot) 70-72  
 F 12 at Mo.-St. Louis W 70-65  
 F 15 at No. Kentucky L 66-68  
 F 17 IP-Ft. Wayne W 98-85  
 F 19 Saint Joseph's W 85-80  
 F 24 at So. Indiana L 80-84  
 F 26 at SIUE W 90-82  
 M 2 vs. Lewis W (ot) 79-76  
 M 3 vs. Ky Wesleyan L 66-87

**2000-01 (13-14)**  
**Coach: Todd Sturgeon**  
 N 18 Brescia [Ky.] W 77-72  
 N 21 Indiana Tech W 89-78  
 N 26 Lincoln Mem. W 95-59  
 N 30 UW-Parkside W (2ot) 90-88  
 D 2 Lewis W 77-72  
 D 5 at No. Kentucky L 87-94  
 D 18 at Marian L 68-80  
 D 21 Abilene Chrst. W 83-73  
 D 30 at Oakland City W 72-53  
 J 4 So. Indiana L 74-92  
 J 6 at SIUE W 65-60  
 J 11 at Saint Joseph's W 88-79  
 J 13 at IP-Ft. Wayne L 72-80  
 J 18 Ky Wesleyan L 90-94  
 J 20 Bellarmine L (ot) 90-100  
 J 25 at Mo.-St. Louis L 74-86  
 J 27 at Quincy L 59-69  
 F 1 at Lewis W (ot) 94-91  
 F 3 at UW-Parkside L (ot) 78-81  
 F 8 IP-Ft. Wayne W 82-68  
 F 10 Saint Joseph's W 88-75  
 F 13 No. Kentucky L 66-96  
 F 15 at Bellarmine L 76-90  
 F 17 at Ky Wesleyan L 66-88  
 F 22 Quincy W 99-88  
 F 24 Mo.-St. Louis L 69-72  
 M 1 vs. So. Indiana L 67-81

**2001-02 (15-12)**  
**Coach: Todd Sturgeon**  
 N 16 at Seattle Pac. W 68-67  
 N 17 vs N'west Naz. W 65-58  
 N 24 at UW-Parkside L 73-76  
 N 26 at Saint Joseph's W 77-45  
 N 29 at No. Kentucky L 53-76  
 D 1 at Bellarmine W 83-65  
 D 6 So. Indiana L 90-91  
 D 8 Mo.-St. Louis W 82-73  
 D 15 Michigan Tech L 70-79  
 D 18 Marian L 47-62  
 D 21 Oakland City W 72-67  
 J 3 at SIUE W 74-71  
 J 5 at Lewis L 64-74  
 J 10 Saint Joseph's W 89-79  
 J 14 BRESCIA [Ky.] W 63-52  
 J 17 Bellarmine W 79-77  
 J 19 Ky Wesleyan L 100-106  
 J 24 at Mo.-St. Louis W 64-63  
 J 26 at Quincy W 87-70  
 J 31 Lewis L 69-74  
 F 2 UW-Parkside W 67-54  
 F 9 No Kentucky L 61-80  
 F 14 at Ky Wesleyan L 88-94  
 F 16 at So. Indiana L 68-86  
 F 21 Quincy W 82-76  
 F 23 SIUE W 93-68  
 F 28 vs. So. Indiana L 79-82

**2002-03 (18-11)**  
**Coach: Todd Sturgeon**  
 N 22 Grand Valley L 69-80  
 N 26 SW Baptist W 65-57  
 N 30 SIUE W 91-82  
 D 2 Quincy W 74-70  
 D 5 at So. Indiana L 78-82  
 D 7 at Ky Wesleyan L 80-87  
 D 14 at Oakland City W 92-81  
 D 19 vs. Nova S'eastn W 76-62  
 D 20 at Lynn [Fla.] W 75-70  
 D 21 vs. Barry [Fla.] L 43-44  
 D 30 Lock Haven W 73-70  
 J 2 No Kentucky W 73-72  
 J 9 UW-Parkside W 59-58  
 J 11 Lewis W 77-68  
 J 16 at Quincy W 84-81  
 J 18 at Mo.-St. Louis W 69-54  
 J 23 Ky Wesleyan L 67-77  
 J 25 Bellarmine W 82-73  
 F 1 Saint Joseph's W 91-79  
 F 6 at Lewis L 76-81  
 F 8 at SIUE W 78-70  
 F 13 Mo.-St. Louis W 71-67  
 F 15 So. Indiana L 63-78  
 F 20 at Bellarmine W 104-97  
 F 22 at No. Kentucky L 76-83  
 F 27 at Saint Joseph's L 81-89  
 M 1 at UW-Parkside W 80-77  
 M 6 vs. Lewis L 68-78  
 NCAA II Great Lakes Regional  
 M 14 at Mich. Tech L 75-90

**2003-04 (20-10)**  
**Coach: Todd Sturgeon**  
 N 15 vs. Seattle W 86-81  
 N 16 at Sonoma State W 84-81  
 N 20 at Grand Valley W 72-71  
 N 29 Quincy W 82-69  
 D 1 SIUE W 77-55  
 D 4 at UW-Parkside W 78-74  
 D 6 at Saint Joseph's W 92-84  
 D 19 vs. Ferris State W 90-77  
 D 20 vs. No. Alabama W 101-80  
 D 29 Oakland City W 90-66  
 D 30 Millersville W 88-81  
 J 2 at No. Kentucky W (ot) 95-92  
 J 4 at Bellarmine L 81-89  
 J 8 So. Indiana W 88-87  
 J 10 Mo.-St. Louis W 78-54  
 J 15 at SIUE W 70-56  
 J 17 at Lewis L 63-66  
 J 22 Saint Joseph's L 77-91  
 J 29 Bellarmine W 95-85  
 J 31 Ky Wesleyan L 60-79  
 F 5 at Mo.-St. Louis L 52-59  
 F 7 at Quincy L (ot) 78-86  
 F 12 Lewis W 65-64  
 F 14 UW-Parkside W 83-57  
 F 21 No Kentucky W 93-81  
 F 26 at Ky Wesleyan L (ot) 118-121  
 F 28 at So. Indiana L 79-96  
 M 5 vs. SIUE W 77-71  
 M 6 vs. Lewis L 60-66  
 NCAA II Great Lakes Regional  
 M 13 vs. Findlay L (ot) 83-84

**2004-05 (19-10)**  
**Coach: Todd Sturgeon**  
 N 21 Ill.-Springfield W 77-65  
 N 26 at So. Indiana L 66-87  
 N 28 at Ky Wesleyan L 84-91  
 D 2 No Kentucky W 85-71  
 D 4 at Oakland City W 87-79  
 D 9 UW-Parkside W 76-70  
 D 11 Lewis W 94-87  
 D 20 vs. Wayne State L (ot) 68-74  
 D 21 at Ferris State L (ot) 104-110  
 D 28 PR-Mayaguez W 104-55  
 D 30 Grand Valley W 81-78  
 J 2 Hillsdale W 97-91  
 J 6 at Quincy W 101-82  
 J 8 at Mo.-St. Louis W 73-68  
 J 13 Ky Wesleyan W 97-87  
 J 15 Bellarmine W 100-82  
 J 22 Saint Joseph's L 78-81  
 J 27 at Lewis L 71-52  
 J 29 at SIUE W 87-77  
 F 3 Mo.-St. Louis W 96-74  
 F 5 So. Indiana L 77-80  
 F 10 at Bellarmine W 87-72  
 F 12 at No. Kentucky W 87-74  
 F 17 at Saint Joseph's W 89-74  
 F 19 at UW-Parkside L 79-82  
 F 24 SIUE W 85-81  
 F 26 Quincy L 76-79  
 M 3 vs. No. Kentucky L 51-52  
 NCAA II Great Lakes Regional  
 M 12 vs. Ferris State L 79-99

**2005-06 (4-23)**  
**Coach: Todd Sturgeon**  
 N 19 at Illinois State L 50-54  
 N 22 at Hillsdale L 59-60  
 D 1 at UW-Parkside W 75-71  
 D 3 at Lewis L 70-80  
 D 6 No. Kentucky L 61-67  
 D 17 at Grand Valley L 45-63  
 D 20 Wayne State L 61-78  
 D 21 Ferris State L (ot) 82-84  
 D 29 vs. St. Augustine's L 79-82  
 D 30 vs. Loyola (La.) W 70-53  
 J 5 at Quincy L 53-60  
 J 7 at SIUE L 65-74  
 J 12 Drury L 64-69  
 J 14 Rockhurst L 64-71  
 J 18 Oakland City L (ot) 82-91  
 J 21 Saint Joseph's L 70-75  
 J 24 Bellarmine L 57-58  
 J 26 at So. Indiana L 70-95  
 J 28 at Ky. Wesleyan L 69-81  
 F 2 Missouri-Rolla W 74-40  
 F 4 Missouri-St. Louis L 81-85  
 F 9 at No. Kentucky L 71-73  
 F 11 at Bellarmine L 57-71  
 F 16 Lewis W 63-60  
 F 18 UW-Parkside L 54-62  
 F 21 at Saint Joseph's L 78-97  
 F 23 Ky. Wesleyan L (ot) 73-77

**2006-07 (13-13)**  
**Coach: Todd Sturgeon**  
 N 15 BRESCIA W 56-54  
 N 21 HILLSDALE L 70-83  
 D 2 at Mo. Rolla\* L 71-85  
 D 7 KY. WESLYN\* W 77-70  
 D 9 SO. INDIANA\* W 56-55  
 D 17 SAG. VALLEY W 73-62  
 D 20 vs. Ferris State W 71-60  
 D 21 at Wayne State L 65-73  
 D 29 at Hawaii Pacific W 70-66  
 D 30 at Chaminade L 71-87  
 J 6 at St. Joseph's\* L (ot) 61-64  
 J 8 at Mo.-St. Louis\* W 64-59  
 J 11 at Rockhurst\* L 46-63  
 J 13 at Drury\* W 77-66  
 J 18 QUINCY\* W 68-63  
 J 20 SIUE\* W 69-67  
 J 25 at No. Kentucky\* L 62-67  
 J 27 at Bellarmine\* W 66-64  
 F 1 LEWIS\* L 62-68  
 F 3 UW-PARKSIDE\* L 67-72  
 F 10 at Ky. Wesleyan\* W 72-67  
 F 15 at UW-Parkside\* L (ot) 80-89  
 F 17 at Lewis\* L 60-65  
 F 19 ST. JOSEPH'S\* L 56-82  
 F 22 BELLARMINE\* W 71-68  
 F 24 NO. KENTUCKY\* L 60-68





Acord, Rob-1976  
 Acton, Eric-1997  
 Adibe, Mike-2005  
 Ancelet, Dave-1976,77,78,79  
 Andrews, Kent-1991,92  
 Armentrout, Fred-1926  
 Arthur, Shannon-1992, 93, 94  
 Asdell, Bill-1961,63  
 Bailey, Paul-1929  
 Bajusz, Tim-1976,77,78,79  
 Baker, Wendell-1942  
 Barksdale, Tyrone-1997  
**Barnard, Jordan-2005, 06, 07**  
**Barnard, Justin-2005, 06, 07**  
 Barnes, Lawrence-2004, 05  
 Barnett, Lowell-1939  
 Bastin, Hubert-1947,48  
 Beasley, Norman-1961,62,63,  
 Beebe, John-1967,68,69  
 Belser, Fred-1962,63  
 Bennett, Cory-2002, 03, 04, 05  
 Bertram, Dave-1956,57,58  
 Bevington, Ray-1938  
 Blank, Luke-2004, 05, 06  
 Blessing, Bob-1961  
 Blevins, James-1947,48,49,50  
 Boyd, Harold-1959,60,61,62  
 Borgman, Brad-2001, 02  
 Bratton, Tom-1988,89,90,91  
 Breneman, Bill-1930  
 Breneman, Paul-1946  
 Bright, Art-1929  
 Bright, Bill-1951,52,53  
 Bright, Ed-1926  
 Britton, Matt-1997,98  
**Brock, DeAndre- 2007**  
 Brooks, Michael-1993,94,95,96  
 Brown, Bill-1949  
 Brown, Kevin-1997,98,2000,01  
 Bunge, Don-1947,48  
 Buntin, Ken-1958  
 Burnell, Joe-1981,82,83  
 Buscher, Bob-1975,76,77  
 Byers, John-1937  
 Byrd, Todd-1986  
 Cabot, Matt-1990,91,92  
 Campbell, Doug-1983,84  
 Carrington, Dave-1972,73  
 Catlin, Dave-1946  
 Chay, Noi-1993,94,95,96  
 Chew, Dick-1973,74  
 Christopher, Jon-1987  
**Cockerham, Tyke- 2007**  
 Colescott, Jack-1950,51,52,  
 Collins, Tom-1983,84,85,86  
 Conner, Mike-1970,71  
 Cox, Daniel-2006  
 Coyne, Bryan-1997,98,99  
 Crabtree, Jeff-1982,83,84,85  
 Crafton, Clark-1962,63,64,65  
 Craig, Frank-1961,62  
 Creighton, Bob-1961  
 Cuddy, James-1947,48  
 Cummings, Bob-1947  
 Cummings, Jim-1962,63,64,65  
 Curless, Bob-1966,67  
 Curts, Dave-1955,56,57  
 David, Steve-1964,65,66  
 Davidson, Quincy-2000,01  
 Davis, Bill-1973,74,75  
 DeHart, Joe-1958,60  
 DeHaven, Mike-1991,92,93  
 DesJean, Chris-1998,99,2000,01  
 Deemer, Mike-1996,97,98  
 Denbo, Charlie-1955,56,57  
 Dickey, Brad-1991,92  
 Dickey, Mike-1971,72  
 Dolnics, Julius-1943  
 Dowden, Pat-1980,81  
 Downard, Tom-1983,84,85,86  
 Durham, Robert-1931

Dybzinski, Doug-2001, 02, 03, 04  
 Eaton, Nelson-1936  
 Eaton, Ralph-1938  
 Eller, Ken-1936  
 Emly, John-1974,75,76  
 Falkner, Scott-1991,92,93  
 Farmer, Jim-1974,75,76,77  
 Felton, Don-1959,60  
 Fields, Stacy-1991,92,93,94  
 Firestone, Tom-1965,66  
 Fleener, Don-1946  
 Fleming, Dave-1977,78,79,80  
 Foland, Dave-1987  
 Foreman, Terry-1965  
 Foster, Andy-1998,99,2000,01  
 Frey, Ralph-1941  
 Furry, Ross-1971  
 Gaines, Jamarr-2000  
 Gans, Chuck-1986,87  
 Gardner, Larry-1955,57,58  
 Gentry, Jeremy-1998  
 Gilbert, Chuck-1997,98,99  
 Gohmann, Tom-1992,94,95  
 Good, Harry-1925  
 Green, Bill-1954  
 Gresk, Ron-1968,69,70  
 Griffith,Harley-1947,48,49,50  
 Haas, Rick-1972,73  
 Hall, Darl-1972,73,74  
 Hampton, Bill-1956  
 Hanni, Jeff-1976,77,78,79  
 Hanni, Larry-1955,56,57,58  
 Harner, Norman-1947,48,49  
 Haviland, Bert-1927  
 Hayes, Jerry-1975  
 Haynes, Tim-1992,93  
 Heady, Scott-1984,85,86  
 Heisler, Randy-1981  
 Heller, Pete-1958  
 Herbster, Carl-1970  
 Herr, Emmett-1959,60,61,62  
 Hixson, Ryan-2003, 04  
 Hodgson, Ralph-1971,72,73  
 Hodgson, Steve-1978  
 Holubar, Bart-1995,96,97,2000  
 Honnold, Phil-1964,66,67  
 Howe, Bob-1969,70  
 Hoyer, Darrell-1963,64,  
 Huffman, Dave-1963  
 Hughes, Bryan-1980,81,82  
 Humbart, Ken-1929  
 Hupfer, Ryan-1999,2000,01,02  
 Hutchins, Gus-1986  
 Inskeep, Travis-1998,99  
 Jackson, Ike-1974,75  
**Jackson, Myron- 2007**  
 Jansen, Paul-1973,74  
 Jennings, Doug-1981,82,83,84  
 Jewell, Bob-1954,55,56  
 Johnson, Daniel--1994,95,96  
 Johnson, Jack-1963,64  
 Johnson, Marty-1977,78,79,80  
 Jones, Dave-1950,51,52,53  
 Jones, Shannon-1958,59,60  
 Jones, Todd-1968,69,70,71  
 Judd, Al-1932  
 Kahl, Steve-1975,76,77,78  
 Kelsey, Dallas-1954  
 Kendrick, Roscoe-1979  
 Kennedy, Ray-1948,49  
 Kent, Rob-1999,2000,01,02  
 Kiesel, Scott-1984,85,86  
 Kistler, Del-1946,47  
 Kistler, Manfred-1946,47  
 Knoop, Marvin-1955,56,57  
 Koch, Larry-1983,84  
 Koeller, Jay-1994,95  
 Koers, Pat-1962  
 Kost, Jack--1954  
 LaBad, Jon-2005  
 Lammert, Todd--1990,91,92,93

Layman, J.D.--1971,72,73  
 Leising, Kevin-1982,83  
 Lewis, Jerry-1959,60,61,62  
 Linderman, Chester-1943  
 Lindsey, Jim-1997,98  
 Logan, David-2002, 03, 04, 05  
 Long, Donnal-1954  
 Lucas, Jim-1951,52,53  
 Lucas, Perrell-1993,94,95,96  
**Ludlow, Reed-2005, 06, 07**  
 Marshall, George-1957,58,59  
 Marshall, Von-1954,55,57  
 Martin, Adam-2006  
 Martin, Chris-1999,2000  
 Martin, John-1968,69,70  
 Mason, Vince-1985,86  
 McBride, Bob-1947  
 McBride, Woody-1948,49,50,52  
 McBryde, Terry-1996,97  
 McClung, Jesse-2006  
 McCuen, Lester-1934  
 McGill, Mickey-2001,02, 04, 05  
 McGrath, Bill-1948,49,50  
 McKee, Rowdy-1981,82,83,84  
 Merritt, Delmar-1961  
 Merriweather, Kevin-1982,83,84  
 Merryman, Lowell-1952  
 Milburn, Kirk-1978,80,81  
 Miller, Bill-1952,53,54  
 Miller, Derrick-2001,02, 03, 04  
**Mills, Braxton-2006, 07**  
 Mills, Chad-1992,93,94,95  
 Moodie, Cedric--2002  
 Moore, Andy-1964,65  
**Moore, Sebastian-2006**  
 Moran, Tom-1961,62,63,64  
 Mosher, Jim-1991,92,93,94  
 Mozingo, Ray-1965  
 Mushinski, Mark-1980,81  
 Mutschler, Randy-1978,79,80,81  
 Neese, Jerry-1986,87  
 Nobbe, Steve-1988,89,90,91  
 Noone, Jack-1964,65,66,67  
 Nyers, Dick-1953,54,55,56  
 Overpeck, Rodney-1963  
 Owens, John-1970  
 Owens, Kevin-1988,89  
 Owens, Ralph-1947  
 Pate, Chad-1995,96  
 Patterson, Leon-1950,51,52  
 Paul, Gary-1987,88,89,90  
 Pawlik, Rod-1973,74  
 Pearson, Kevin-1976,77,78,79  
 Peckinpugh, Chad-1999  
 Pedigo, Scott-1981,82,83,84  
 Perry, Lee-1942  
 Persinger, Kyle-1988,89,90,91  
 Peters, Grant-2000,01,02  
 Petty, Ryan-2003, 04  
 Phelps, Mike-1971,72  
 Pickard, Bill-1952,53  
 Polland, Dick-1951  
 Poole, Don-1958,60  
 Potter, Hank-1939  
 Price, Jim-1985,86  
 Purtee, Doug-1962,63,64  
**Radcliff, Keith-2007**  
 Raley, Jamie-1985,86  
 Reasoner, Rich-1955,56,57  
 Reeves, Jared-2003  
 Rhodes, Eric--2002, 03  
 Richardson, Keith-1986  
 Roberts, Mark-1987,88  
 Roberts, Wendell-1948,49,50  
 Robertson, Bailey-1954,55,56,57  
 Robertson, Duane-1949  
 Robinson, Bob-1949,50,51  
 Roby, John-1980,81  
 Rogers, Bill-1975,76,77  
**Rogers, Tristan- 2007**  
 Rollins, Rodney-2003, 04

Russell, Charles-1967,68,69  
 Rutland, Ron-1988,89,90,91  
 Sager, Rex-1972,73,74  
 Saylor, Don-1943  
 Schaefer, Bill-1939  
 Sego, Greg-1992  
 Sharpe, Bill-1939  
 Shepherd, Steve-1981,82  
 Shipley, Dennis-1970,71  
 Shircliff, Mickie-1958,59,60,61  
 Shirk, Kyle--1994,95,96  
 Skurka, Kevin-1998,99,2000  
 Sinclair, John-1950,51,52,53  
 Skaggs, Pat-1981,82,83,84  
 Smith, Dave-1965,66  
 Smith, Ron-1968,69,70  
 Smith, Tim-2006  
 Smock, Bill-1968,69,70,71  
 Smock, Bob-1966,67,68,69  
 Sommers, Henry-1949  
 Sommers, Louis-1947  
 Spurgeon, Char.-1959,60,61,62  
 Spurgeon, Dave-1964,65  
 Spurgeon, Harry-1935  
 Stahly, Doug-1990,91,92,93  
 Steele, Norman-1970,71,72  
 Steimel, Shane-1992  
 Stephens, John-1975  
 Stevenson, Don-1948,49  
 Stillabower, Dave-1967,68,69  
 Strahm, Scott-2006, 07  
 Streeter, Dennis-1965,66  
 Swails, Dwight-1948,49,50,51  
 Swain, Clarence-1973,74,75,76  
 Swan, William-1933  
 Swank, Everett-1937  
 Swank, John-1967,68,69  
 Swilley, Roman-1987,88  
 Theil, Dick-1951  
 Theil, Robert-1956,57  
 Thiemann, Brian-1980,81,82,83  
 Thomas, Don-1951,52,53  
 Thompson, Dwayne-1986  
 Tierney, Mark-1994  
 Tindall, Jack-1959,60,61  
 Tindall, Jim-1959,60  
 Towle, Nathan-1987,88  
 Tratter, Tom-1983  
 Trisler, Ray-1963  
 Tuttle, Rich-1982  
 Van Emon, Mike-1972,73,74  
 Voss, Henry-1964  
 Wagner, Jack-1946  
 Wallace, Mark-1979,80  
 Walton, Vasco-1964,65,66  
 Warren, Daryl-1972,73,74,75  
 Wathan, Roger-1964,65,66,67  
 Weaver, Andy-1997  
 Weddell, Art-1940  
 Wernke, Jim-1977,78,79,80  
 Whaley, Bill-1984,85,86,87  
 Whetstone, Jamie-1988,89,90  
 Whitman, Mark-1968,69,70,71  
 Whitten, Todd-1972,73  
 Wiese, David--1994,95,96,97  
 Wilbur, James-1958,59  
 Wiley, Jim-1959  
 Williams, Al-1966,67,68,69  
 Williams, Dave-1971,72  
 Williams, Harry-1967,68,69  
 Windell, Jay-1950,51,52,53  
 Wineinger, Ed-1982,83  
 Wingerter, Bob-1974,75,76  
 Wood, Dave-1973,74,75,76  
 Wright, Bill-1974,75  
 Wright, Jason-2003, 04  
 Yeater, Mike-1983,84  
 Yenowine, Roy-1943  
 Young, Ron 1970,71  
 Zeigler, Ed-1968,69,70,71  
 Zopf, Charles-1952




Above: Photos from the team's week-long trip to Hawai'i in Dec. 2006.

### Top Reasons to choose the University of Indianapolis Men's Basketball Program


- Travels have included: Dallas, Hawaii, Florida, Miami, Seattle, San Francisco, Toronto, and the NCAA Tournament in 2003, 2004 and 2005!
- The chance to play against NCAA Division I-level competition, as evidenced by Wright State, Indiana and Purdue appearing on the schedule in the past two years.
- The Great Lakes Valley Conference is the best NCAA II conference in the nation according to *Basketball Times*.
- A GLVC team has competed in the NCAA II Championship Game on CBS in 11 of the last 14 years.
- The Hounds played in the 2003, 2004 & 2005 NCAA Tournaments!
- U.S. News & World Report ranks the University of Indianapolis as one of the finest Midwestern universities.
- The men's basketball program has had 24 Academic All-GLVC selections and a GLVC "Scholar-Athlete of the Year" in the past nine years.
- Over 65 academic majors offer a wide variety of programs from which to choose.
- Greyhound games are broadcast live on radio on WICR-FM 88.7 and on the internet at <http://wicr.uindy.edu>.
- Greyhound games are televised on the UIndy Television Network to over one million homes across Indiana.
- Eight former Greyhound players have gone on to play professional basketball.
- The UIndy men's basketball team wears Nike® equipment, including shoes and travel sweats.
- Academic Support Services offers a comprehensive tutorial program to all student-athletes.
- Nicoson Hall (capacity 4,000) is considered one of the finest small-college facilities in the Midwest.



**Tyrone Barksdale**



**Rodney Rollins**



**Ron Rutland**




**Mike Deemer**



**Perrell Lucas**



**David Logan**



**Cedric Moodie**

**Tyrone Barksdale**—The 1996-97 NABC Second-Team NCAA II All-American played for Furstenfeld in Austria, averaging 24 points in his first four games. He had played for the Roanoke Dazzle of the NBDL, in Mexico, and for Des Moines in the IBA. A starting guard, he helped Des Moines to the IBA title, finishing fifth in trey accuracy. He had played for the Pella Windows AAU team. He played professionally in Colombia in 1998-99, averaging 29 points and leading the team in steals and assists. He was a two-time all-star for Pogon Ruda in Poland.

**Mike Deemer**—Played for Gary in the CBA in 2002-03 after spending time in the Dallas Mavericks camp. He played for the CBA's Fargo-Moorhead Beez in 2001-02. He had played pro ball in Mexico, Argentina, Finland, Australia, and Taiwan in a four-year pro career. For Joensuu Kataja in Finland in 1999-2000, he averaged 18 points and 11 rebounds to earn Division I all-star status.

**David Logan**—Played for the Dallas Mavericks Summer League club after his phenomenal 2004-05 campaign. Signed a contract to play for Edimes Pavia in the Italian League. Currently playing in Poland.

**Perrell Lucas**—College Sports Magazine 1995-96 NCAA II First-Team All-American who played in France in 2000. In 1999, he played in the Philippines. He had played for the Marathon Oil AAU Team in 1998 and the Wisconsin Blast of the IBA in 1997-98.

**Cedric Moodie**—Played for the Harlem Globetrotters in 2003-04. He had been with Dodge City in the USBL in 2002. Moodie debuted vs. Kareem Abdul-Jabbar's Oklahoma Storm.

**Rodney Rollins**—Had offers to play professionally in Portugal, the ABA, and others in 2004-05.

**Ron Rutland**—Played professionally seven straight years, competing in Manresa, Spain. He earned league MVP honors for Solna, Sweden, in 1997-98.

Rutland led the Finnish professional league in assists in 1996-97, finishing third in scoring. He led that league in scoring in 1995-96. Rutland also played in Manchester, England.

Rutland had played in the CBA for Capital Region (Albany) and Columbus and for Marathon Oil AAU.