



TEXAS SOUTHERN FOOTBALL

54 NFL/AFL DRAFT PICKS | 2 NFL HALL OF FAMERS | 79 YEARS OF EXCELLENCE



TIGERS START ROAD SWING, LOOKING TO FINISH STRONG

TEXAS SOUTHERN AT ALABAMA STATE

SATURDAY, NOV. 8 • 2 P.M. (CST) • ASU STADIUM • MONTGOMERY, ALA.

THE NUMBERS

Record	4-4	Record	6-2
SWAC	3-2	SWAC	4-1
Non-Conf.	1-2	Non-Conf.	2-1
Home	2-3	Home	2-0
Away	2-1	Away	3-2
National Ranking	N/A	National Ranking	N/A
Points Scored	201	Points Scored	324
Points Allowed	178	Points Allowed	196
Passing Yards	152.3	Passing Yards	230.8
Rushing Yards	175.1	Rushing Yards	233.9
TDs Rush/Pass	15/8	TDs Rush/Pass	22/20
Total Offense	327.5	Total Offense	464.8
Total Defense	354.4	Total Defense	375.4

THE COACHES

CRIS DISHMAN		EDDIE ROBINSON, JR.	
Alma Mater:	Purdue '88	Alma Mater:	Alabama State '92
At TSU	2nd Season 9-10 (.474)	At ASU	4th Season 26-16 (.619)
As a Head Coach:	2nd Season 9-10 (.474)	As a Head Coach:	4th Season 26-16 (.619)
vs. ASU	0-0	vs. TSU	1-0

SERIES HISTORY

Last ASU Win: 16-13, 2022
 Last TSU Win: 31-27, 2016
 Current Win Streak: ASU, 5
 Biggest Margin of Victory (ASU): 45, 2012
 Biggest Margin of Victory (TSU): 59, 1947
 Longest Winning Streak (ASU): 5 (2017-22)
 (2011-15), (2001-05)

• Texas Southern returns to action on Saturday as they'll travel to Alabama State for a 2 p.m. showdown at ASU Stadium.

• Saturday's contest will feature live audio on KTSU 90.9 FM and will be shown live on SWACTV.

• TSU has not played Alabama State since 2022 and in Montgomery since 2021 due to the SWAC schedule rotation. Alabama State has a five-game winning streak over TSU.

• TSU's loss to Alcorn State last week ended a four-game winning streak as TSU lost ground in the SWAC West race despite Prairie View A&M's loss to Alabama State. TSU is still a game behind PVAMU and will need to win out and get help to represent the West in the SWAC Championship Game.

• Alabama State is in an intense fight for the SWAC East title as their tied for first with Bethune-Cookman and Jackson State. ASU will need to win out also as Jackson State holds the tiebreaker between them.

• ASU enters Saturday's game with the top scoring offense in the SWAC (40.5) and top three in rushing and pass offense. Former TSU quarterback **Andrew Body**, spearheads the offense as the SWAC's top rusher (88.5) and passer (264.0) while averaging 352.5 yards per game of total offense. ASU boasts the SWAC's top receiver in **Jalen Jones** and scorer in **Marcus Jones II**.

• The kick return game has been a bright spot for TSU as they rank first in the SWAC with 29.2 yards per return. **Kerian Charlo** ranks second in the SWAC with 28.8 yards per return while **Trent Leary** and **Chaunzavia Lewis** have also performed well as of late.

• TSU has three players (**Isaiah Bogerty**, **Charles George** and **Matthew Cooks**) rank amongst the top 10 in the SWAC in tackles per game. Bogerty leads the league with 59 (8.4) total followed by Cooks with 59 (7.4) and George with 54 (6.8).

• TSU head coach **Cris Dishman** and Alabama State head coach **Eddie Robinson** both played for the Houston Oilers and were teammates from 1992-96.

• TSU had three players earn preseason All-SWAC Second Team honors in **Trent Leary** (WR), **Damarcus Thompson** (DE) and **Jeremy Ramirez** (P).

• Running back **Athean Renfro** has rushed for 415 yards (103.8 yards) over the past four games on 72 carries. He ranks fourth in the SWAC in rushing (82.8 ypg). Renfro started as a longsnapper at TSU before asserting himself into the running back rotation last year en route to a breakout season.

• After several years of offseason changes to the coaching staff, the Tigers finally had stability this off-season with no changes.

• TSU was picked to finish fourth in the SWAC during the annual SWAC Preseason Poll. TSU returns four offensive starters and two on defense.

• Injuries took a major toll for TSU last year as several key players return after season-ending injuries suffered during the Labor Day Classic in linebacker **Jacob Williams** and quarterback **KJ Cooper**. Two years ago, Williams was TSU's first 100-plus tackler since 2004 while Cooper led TSU to a Labor Day Classic win in 2024.

• **Cris Dishman** is the 18th head coach in the history of Texas Southern Football. Dishman inherits a tough task as the program has only had 28 winning seasons in 78 years of existence and hasn't recorded a winning season since 2000.

1ST & 10

SERIES HISTORY

Overall.....ASU leads 22-10-2
 Last Meeting.....ASU 16, TSU 13, 2022

TELEVISION: SWACTV

Play-by-PlaySantoria Black
 AnalystStan Becton

RADIO: KTSU 90.9 FM

Play-by-PlayDevan Wade
 AnalystLary "Chattabox" Hale

SOCIAL MEDIA: #TXSO

Twitter@TXSOFOOTBALL/TXSOTIGERS
 Instagram@TXSUFOOTBALL

SERIES RESULTS

Year	W/L	Stadium Site	Score
2022	L	PNC Stadium	16-13
2021	L	ASU Stadium	24-21
2019	L	BBVA	27-21
2018	L	ASU Stadium	30-21
2017	L	BBVA	23-16
2016	W	ASU Stadium	31-27
2015	L	BBVA	41-23
2014	L	ASU Stadium	38-3
2013	L	BBVA	34-2
2012	L	ASU Stadium	45-0
2011	L	Delmar	43-29
2010*	(vacated) W	Legion Field	11-6
2010*	(vacated) W	Cramton Bowl	21-7
2007*	(vacated) L	Durley Stadium	21-10

2025 SCHEDULE

Aug. 30	PRAIRIE VIEW A&M*	L, 22-21
Sept. 6	at Cal	L, 35-3
Sept. 13	LAMAR	L, 31-7
Sept. 27	at Mississippi Valley*	W, 23-20
Oct. 4	ARKANSAS-PINE BLUFF* W, 51-7	
Oct. 11	at Grambling State*	W, 21-20
Oct. 18	VA LYNCHBURG (HC)	W, 61-10
Nov. 1	ALCORN STATE*	L, 33-14
Nov. 8	at Alabama State*	2 p.m.
Nov. 15	at Southern*	2 p.m.
Nov. 22	ALABAMA A&M*	2 p.m.

TSU SID OFFICE

3100 Cleburne Street
 Houston, TX 77004

Sports Information Director: Ryan McGinty
 Phone: (713) 313-6829
 Email: ryan.mcginity@tsu.edu



TEXAS SOUTHERN

FOOTBALL

SPORTS INFORMATION / MEDIA POLICIES

THE TEAMS

INTERVIEWS & POLICIES

Department Overview

The Texas Southern Office Of Sports Information is located in the H&PE Building located at the corner of Blodgett and Ennis Street on the campus of Texas Southern. The main number is 713-313-6829.

SWAC Weekly Teleconference

The weekly head football coaches teleconference for the Southwestern Athletic Conference begins Monday, Aug. 26 and continues each Monday through Nov. 25. Each teleconference is scheduled from 10 a.m. to Noon (Central). Contact a.roberts@swac.org for access.

DATES FOR 2025 TELECONFERENCES:

Aug. 25 • Sept. 2 • Sept. 8 • Sept. 15 • Sept. 22 • Oct. 6 • Oct. 13 • Oct. 20 • Oct. 27 • Nov. 3 • Nov. 10 • Nov. 17 • Nov. 24

The schedule is as follows:

10:00 -- SWAC News
 10:05 -- Sam Shade, AAMU
 10:15 -- Eddie Robinson, Jr., Alabama State
 10:25 -- Cedric Thomas, Alcorn State
 10:35 -- Raymond Woodie, Bethune-Cookman
 10:45 -- James Colzie, Florida A&M
 10:55 -- Mickey Joseph, GSU
 11:05 -- Alonzo Hampton, UAPB
 11:15 -- Terrell Buckley, MVSU
 11:25 -- Tremaine Jackson, PVAMU
 11:35 -- Terrence Graves, Southern
 11:45 -- **Cris Dishman, TSU**
 11:55 -- TC Taylor, JSU

PRACTICE COVERAGE

All practices are closed to the public, and only the first 20 minutes of the workout will be open for members of accredited media outlets. Media members wishing to attend the beginning or conclusion of practice (interviews only) should contact the SID office for exact starting times and location.

ADDITIONAL INTERVIEWS

In addition to Monday's SWAC Media Teleconference, head coach **Cris Dishman** will be available for in-person or phone interviews on Tuesday's during a specified window. All interview requests must be coordinated through the TSU Sports Information Office **24 hours** in advance. Student-athlete's phone numbers will not be given out. Coaches and student-athletes are not available for interviews the day before a game or on gameday unless arrangements are made in advance.

PRESS CREDENTIALS

Media credentials and parking passes may be obtained by emailing or calling the Department of Sports Information. Requests should be made no later than 48 hours prior to the scheduled contest. All requests are screened to ensure a working pressbox with priority given to daily newspapers, radio/TV sports directors and other media who cover the Tigers and their opponents on a regular basis.

MEDIA WILL CALL

Credentials will not be mailed. All credentials should be picked up at the TSU Sports Information Office during normal business hours or during designated pickup areas for neutral site contests. Credentials will be available at the Media Will Call window no earlier than two hours prior to kickoff. Media Will Call is located at the Shell Energy Stadium ticket booth.

SHELL ENERGY

STADIUM ENTRANCE

The pressbox for Shell Energy Stadium is located on the concourse level. A photo workroom and press room are available.

SIDELINE REGULATIONS

Tripods are allowed on the field but must be at least five yards away from the sideline or end line. No photographers or media personnel are permitted within the team areas (midfield between the 20-yard lines) at any time. Please work from either side of the team area and move quickly behind the benches when changing ends of the field. Children are not allowed on the sidelines.

TSU QUICK FACTS

Founded:1946
 Location:Houston, Texas
 Enrollment:8,900
 Nickname:Tigers
 Colors:Maroon & Gray
 Affiliation:NCAA Division I
 Conference:SWAC
 President:J.W. Crawford III
 Interim AD:Dr. Paula Jackson
 SWA:Dr. Dwalah Fisher
 Faculty Athletic Rep:Dr. Howard Henderson

HISTORY

First Year of Football:1946
 Black College Titles: 1
 SWAC Titles: 3

MEDIA SERVICES

Pregame notes, rosters and programs are provided to working media in the pressbox prior to kickoff. Quickie stats will be distributed in the press box after each quarter. Final game packets will be available in the pressbox following interviews.

TSU head coach **Cris Dishman** and requested players will be available for interviews immediately following the game at a prearranged location which will be announced prior to the game's conclusion. TSU's locker room will remain closed to media.

TSU GAME WEEK SCHEDULE

3	4	5	6	7	8
MONDAY	TUESDAY	WEDNESDAY	THURSDAY	FRIDAY	SATURDAY
SWAC MEDIA CALL 11:45 a.m.	Practice 4 p.m.	Practice 4 p.m.	Practice 4 p.m.	Practice Travel	TSU at ASU 2 p.m.



TEXAS SOUTHERN

F O O T B A L L

THE COACHES

Head Coach: Cris Dishman
Record at TSU/Years: 9-10 (2nd year)
Overall Record (Years): 9-10 (2nd year)
Offensive Coordinator/OL: Steve Smith
Defensive Coordinator/Secondary: Billy Parker
Assistant HC/WR/Recruiting: Jerwin Wilson
NFL Liaison/Linebackers: Derrick Mathews
QB/Pass Game Coordinator: Zerick Rollins
Alumni Relations/QB: Harold Smith
Special Teams/Asst. WR: Billy Owens
Defensive Line: Matthew Passwaters
Running Backs: Kimble Anders
Tight Ends: DeShawn Haney
Chief Of Staff: Charles Nichols
Dir. of Human Performance: Justin Sorrell
Dir. of Human Performance: Jonas Seawright
Graduate Assistant: Isaac Williams
Assistant WR: Derek Morton
Assistant RB: Dante Proctor, Jr.
Offensive GA/OL: Tarik Williams
Assistant DL: Jashon Cornell
Assistant LB: Tim Walton
Assistant DB: Sam Williams
Equipment Manager: Anthony Joubert
Academic Advisor: Briyannah Bolar
Asst. Dur. / Football Ops: Daijha Anderson
Strength GA: Daniel Perez
Strength Intern: X'Avier Allen

THE TEAM

2024 Record: 5-6
Home/Away/Neutral: 3-2 / 2-4 / 0-0
SWAC Record: 4-4
Starters Returning (O/D/ST): 4/2/5
Offense: Multiple
Defense: Multiple

FACILITIES

Primary Stadium: Shell Energy Stadium (22,000)
Secondary: Alexander Durley (5,500)
Surface (BBVA): Tifway 419 Bermuda grass
Surface (Durley): FieldTurf
Record at SES Stadium: 18-39 (opened in 2012)

THE DISHMAN ERA

Cris Dishman is the 18th head coach in the history of Texas Southern Football. Dishman inherits a tough task as the program has only had 28 winning seasons in 78 years of existence and hasn't recorded a winning season since 2000.

Unlike several of the past head coaches, Dishman takes control of a program that has been at the edge of breaking out but has suffered its fair share of heartbreakers over the past few seasons. In 2022, TSU was within one quarter of earning a SWAC Western Division title but suffered a fourth quarter collapse on the road which denied the program a chance at history as the team also fell short of its first winning season since 2000.

In 2023, TSU once again saw a promising campaign go south early as they fell to Prairie View A&M in overtime. The Tigers also suffered a tough overtime loss at Southern and had close losses in the final minutes against Grambling State, UAPB and Jackson State.

Last season, two late drives in the closing seconds prevented the Tigers from achieving their first winning season in 24 years. However, the Tigers closed out the year on a positive note with back-to-back wins at the end of the season for the first time since 1979

With the advent of the transfer portal, Dishman once again will be tasked with mixing in a plethora of newcomers with the returning nucleus along with an experienced coaching staff.

LAST TIME THEY MET ALABAMA STATE 16 TSU 13 Oct. 1, 2022 Houston, Texas

Alabama State scored 10 points in the fourth quarter relied on its defense to seal the game as TSU dropped a heartbreaking 16-13 contest Saturday inside PNC Stadium.

The first quarter was all about the defensive units until TSU struck first as scored first after Jacorey Howard's 1-yard run which capped off a seven-play, 75-yard drive. The PAT was good as TSU led 7-0.

A leaping penalty on a punt early in the second quarter allowed Alabama State to continue a second quarter drive with turned into a 27-yard field goal for a 7-3 TSU lead with 6:03 left. TSU would get to the ASU 25 on its next drive but turned the ball over on downs as they fell one yard short. However, the defense held as the score remained 7-3 entering halftime.

ASU opened the third quarter with a field goal to draw within 7-6 but TSU countered as Andrew Body capped off a 49-yard drive with a 5-yard touchdown run for a 13-6 lead due to a failed PAT. Both teams would trade punts but ASU began to catch fire early in the fourth quarter but the TSU defense held its ground and forced another Hornet field goal for a 13-9 lead.

On the ensuing possession, ASU forced and recovered a fumble and a personal foul penalty gave them the ball at the TSU 29. The Hornets took advantage and marched down the field for the go-ahead score as they led 16-13.

TSU would turn the ball over on downs on the ASU 42 and the Hornets converted a key

fourth down late en route to running the clock out.

TSU finished with 220 yards while allowing 329 total yards. Body passed for 95 yards while LaDarius Owens rushed for 58 yards.

THE NEW ERA

With the advent of Name, Image and Likeness (NIL) and the transfer portal, the days of roster stability has changed forever.

Last season, TSU had a pair of All-SWAC performers who were in their first season as Tigers but both transferred in the offseason to Football Bowl Subdivision (FBS) schools. In addition to the All-SWAC performers, the Tigers also lost several starters to the FBS ranks. Despite the losses, Coach Dishman and staff worked the recruiting trail hard with 44-plus newcomers brought in during the offseason.

WANT TO BE A PRO? PLAY FOR SOME

TSU's new coaching staff has a wide variety of backgrounds with several coaches having the opportunity to play in the NFL along with coaching in various professional leagues.

Head coach **Cris Dishman**, defensive coordinator **Billy Parker**, running backs coach **Kimble Anders**, linebackers coach **Derrick Mathews** and human performance director **Jonas Seawright** all played in the NFL.

Offensive coordinator **Steven Smith** is a former NFL assistant coach and former offensive coordinator in the XFL while quarterback coach **Zerick Rollins** spent two seasons in the USFL as an assistant coach.

OILER PRIDE STILL LIVES ON

Last season, the former Houston Oilers (Tennessee Titans) were represented in the SWAC as three head coaches played for the franchise. The number has dropped to two entering the 2025 campaign as TSU head coach **Cris Dishman** and Alabama State head coach **Eddie Robinson** both played for the franchise.

AKINS EARNS NATIONAL, SWAC HONORS

Michael Akins was named the SWAC's Co-Defensive and STATS/FCS HBCU National Defensive Player of the Week after the week of Sept. 27.

Akins had his best outing of the sea-



TEXAS SOUTHERN

FOOTBALL

TSU RECORD

Overall Record	4-4
Day Games	2-2
Night Games.....	2-2
TV Games	3-4
ESPN3	0-0
ESPNU.....	0-0
ESPN+.....	1-1
SWAC TV.....	3-3
CW/HBCUGO	0-0
Scoring First	2-2
Opponent Scoring First	2-2
Leading at the Half.....	3-0
Trailing at the Half.....	1-3
Tied at the Half	0-1
Leading after Third Qt.....	3-0
Trailing after Third Qt.....	1-3
Tied after Third Qt.....	0-1
Overtime Games.....	0-0
Scoring less than 20 pt.....	0-3
Scoring 20+ points	4-1
Scoring 30+ Points	2-0
Allowing less than 20 points.....	2-0
Allowing 20+ points	2-4
Allowing 30+ points	0-3
Rushing for less than 100 yds.....	0-2
Rushing for over 100 yds.....	4-2
Rushing for 200+ yds.....	2-0
Passing for less than 200 yds.....	4-3
Passing for 200+ yds.....	0-1
Passing for 300+ yds.....	0-0
300+ yds of total offense.....	3-1
400+ yds of total offense	4-0
Allowing less than 100 yds rush.....	1-0
Allowing less than 300 yds off.....	2-0
Allowing 300+ yds total offense.....	2-4
Having a 100-yd rusher.....	2-0
Opp. has a 100-yd rusher	1-1
No turnovers.....	0-0
Less than 3 turnovers	4-3
More than 30:00 of possession.....	3-0
Less than 30:00 of possession.....	1-4
Wearing White Jerseys	2-1
Wearing Maroon Jerseys.....	2-1
Wearing Grey Jerseys	0-0
Wearing Black Jerseys.....	0-2

son with eight tackles, four tackles for loss, one sack, forced fumble, pass breakup and a QB hurry. The defensive end from New Iberia, La. had a big fourth quarter as his forced fumble stopped a potential Mississippi Valley State scoring drive while also recording two tackles for losses and a pass breakup on the final drive.

RENFRO NAMED SWAC CO-OFFENSIVE PLAYER OF THE WEEK

Running back **Athean Renfro** was named the Co-Offensive Player of the Week after the week of Oct 11.

Renfro had another impressive game with a career-high 152 yards on 18 carries with a touchdown run that spanned 60 yards as TSU won at Grambling State for the first time since 2013.

WHITLEY NAMED SWAC CO-DEFENSIVE PLAYER OF THE WEEK

Cornerback **Edric Whitley** was named the SWAC's Co-Defensive Player of the Week after the week of Oct 11.

Whitley led Texas Southern with nine tackles, one tackle for loss, an interception and a fumble recovery as TSU won at Grambling State for the first time since 2013.

RAMIREZ NAMED SWAC SPECIALIST OF THE WEEK

Punter **Jeremy Ramirez** was named the SWAC's Specialist of the Week after the week of Oct. 11.

Ramirez averaged 40.4 yards per punt with a long of 53 yards including three punts placed inside the 20 yard line as TSU won at Grambling State for the first time since 2013.

LEWIS NAMED SWAC SPECIALIST OF THE WEEK

Kick returner **Chaunzavia Lewis** was named the SWAC's Specialist of the Week after the week of Sept. 27.

The Monroe, La. native averaged 41 yards per kickoff return (four kickoff returns for 164 yards) including a pair of 52-yard returns as the first helped set up TSU's first score of the game at Mississippi Valley State.

AVELAR NAMED SWAC SPECIALIST OF THE WEEK

Placekicker **Christian Avelar** was named the SWAC's Specialist of the Week after the week of Oct. 6.

The Huntsville, Texas native Avelar went 3-for-3 on field goals as he connected on distances of 44, 39 and 18 yards during Texas Southern's win over Arkansas-Pine Bluff.

STAFF STABILITY

After several years of offseason changes to the coaching staff, the Tigers finally had stability this offseason with no changes.

Returning are coordinators **Steven Smith** (offensive) and **Billy Parker** (defensive). Also returning to the staff are **Matthew Passwaters** (defensive line), **Kimble Anders** (running backs), **Deshawn Haney** (tight ends), **Justin Sorrell** (human performance), **Jonas Seawright** (human performance), **Harold Smith** (alumni relations), **Jerwin Wilson** (assistant head coach), **Derrick Mathews** (linebackers), **Zerick Rollins** (quarterbacks), **Charles Nichols** (chief of staff) and **Billy Owens** (special teams).

HOME SWEET HOME

Six home games and a trip to the West Coast highlights the 2025 Texas Southern football schedule.

TSU's six home games mark the most since the 2012 season as they'll play four games inside Shell Energy Stadium and two additional contests in the city of Houston.

TSU will make history as they'll face California of the ACC for the first time ever while also returning to the state of California for the first time since 2008. TSU also faces Alabama State and Alabama A&M for the first time since 2022 and Mississippi Valley State for the first time since 2019. The Tigers will also square off against Southern for the first time in the month of November since 2017.

TIGERS ON THE TUBE

Tiger fans once again won't have issues finding what channel to watch Tiger football on as TSU is slated to appear on TV or streaming platform every week.



TEXAS SOUTHERN

FOOTBALL

STRAHAN NAMED TO THE COLLEGE FOOTBALL HALL OF FAME

The National Football Foundation (NFF) & College Hall of Fame announced in January that TSU Football legend **Michael Strahan** will be apart of the 2025 College Football Hall of Fame Class.

The school's first-ever NFF College Football Hall of Famer, Strahan was an unstoppable force and sack machine on the defensive line at Texas Southern, dominating the Southwestern Athletic Conference and leaving an indelible mark on the Tigers' program. The Houston, Texas, native now becomes the first person ever from Texas Southern to enter the College Football Hall of Fame.

A First Team All-American in 1992, Strahan was the kind of player that kept opposing offensive coordinators up at night. He was more often than not double-teamed by opposing's offensive linemen, which his coaches referred to as "Strahan rules."

He recorded a school-record 19 sacks while amassing 32 tackles for losses for 142 yards his senior season, claiming 1992 Division I-AA Defensive Player of the Year and Black College Defensive Player of the Year honors.

As a junior in 1991, Strahan led the Southwestern Athletic Conference (SWAC) with 14.5 sacks. His career total of 41.5 sacks remains a Texas Southern record. He was a two-time First-Team All-SWAC pick, and he was twice named SWAC Player of the Year (1991, 1992).

MAXIE NAMED TO NEW ORLEANS SAINTS FOOTBALL HALL OF FAME

Texas Southern football legend and former NFL defensive back Brett Maxie has been selected for induction to the New Orleans Saints Hall of Fame.

A native of Dallas, Maxie was recruited to play quarterback at TSU but switched to defense early in his career and blossomed quickly. In 1983, Maxie led TSU with three interceptions as a sophomore and was a fixture in the secondary throughout his career as a starter.

Maxie played nine seasons for the Saints and saw action in 118 games with 72 starts. He finished his career with 438 tackles, 15 interceptions with three brought back for touchdowns, three sacks, five fumble recov-

eries and one special teams stop. He helped lead the Saints to their first-ever playoff contest and the franchise's first-ever winning season.

ATHLETIC STRENGTH AND CONDITIONING FACILITY OPEN FOR BUSINESS

The TSU football team officially opened its Athletic Strength and Conditioning Facility in October of 2024.

The 6,600-square foot multi-million dollar facility was built on the former basketball court directly behind the current TSU Football Field House which is located near Alexander Durley Stadium. The facility includes new weights, offices for strength and conditioning staff, space for physical therapy, an area for students to receive counseling services and more.

OILER PRIDE STILL LIVES ON

Last season, the former Houston Oilers (Tennessee Titans) were represented in the SWAC as three head coaches played for the franchise. The number has dropped to two entering the 2025 campaign as TSU head coach **Cris Dishman** and Alabama State head coach **Eddie Robinson** both played for the franchise.

TSU HALL OF FAME TO INDUCT PAIR OF FOOTBALL ALUMS IN NEXT CLASS

The Texas Southern University Sports Hall of Fame, which returned last year after a 28-year hiatus, will induct a pair of football alums in the 2025 class. Representing TSU football this fall are record-setting wide receiver **Cortez Hankton** and record-setting running back **Thomas Sieh**.

Hankton is the all-time career leader in receiving yardage (3,400) at TSU and still holds the single-season receiving yards record (1,270) in 2002. Sieh is all-time rushing leader in touchdowns (31) and ranks second all-time in rushing yardage (2,934 yards) and third all-time in single season rushing yards (1,204 / 1999).

UP NEXT

TSU returns to action on Saturday, Nov. 15 at 2 p.m. at Southern.

BET YOU DIDN'T KNOW

- The entire nation had an opportunity to find out about Texas Southern University in 2019 as the university hosted the third Democratic presidential primary debate inside the H&PE Arena. President **Joe Biden** and VP **Kamala Harris** both participated in the event.

- TSU was formally established in 1947 with a mission to establish a credible college for African-American students.

- Texas Southern University (TSU) is one of the nation's largest historically black colleges and universities (HBCUs). TSU provides a first class educational experience, offering over 120 baccalaureate, masters and doctoral degree programs in nine schools and colleges. The University has assets exceeding \$250 million and currently has over 10,800 students enrolled.

- The Thurgood Marshall School of Law, was created as a consequence of a 1946 lawsuit brought by **Heman M. Sweatt**. Under the Texas Constitution, which required separate but equal treatment, Mr. Sweatt was refused admission to the University of Texas School of Law because he was black. As a result, the legislature provided for an interim and separate law school for Negroes.

- **Good Morning America** host and Pro Football Hall of Famer **Michael Strahan** played at TSU from 1989-92.

- Popular recording artist **Megan Thee Stallion** graduated in December of 2021 from Texas Southern.

- TSU recently was featured in the **BET College Hill Celebrity Edition** in the summer of 2022.



TEXAS SOUTHERN

FOOTBALL

RECAPS

GAME 1

Prairie View A&M 22

TSU 21

8/30/25

TSU's shot at a second consecutive Labor Day Classic win came to a disappointing end at the final buzzer as they fell 22-21 to Prairie View on Saturday night inside Shell Energy Stadium.

Due to inclement weather in the surrounding area prior to the game, the contest was pushed back to 8:20 p.m. Despite the delay, the Tigers wasted no time in setting the tone as Rorion Richardson caught a big pass from KJ Cooper to move to the PVAMU 10. Da'Veon Ford capped off the drive with a touchdown run as they lead 7-0 following the PAT.

PVAMU wound answer on its opening drive as they used a big pass play on fourth down to knot it at 7-all. The TSU defense would force a punt on its opening drive in the second quarter but the ball hit off a TSU player and allowed the Panthers to recover deep in TSU territory. Several plays later, PVAMU went up 14-7 on a Cam Peters touchdown run.

Despite the setback TSU would answer quickly as Kerien Charlo used a big kickoff return to set up a one-play, 20-yard touchdown run from Athean Renfro as the teams would end the half tied at 14-14.

Early in the fourth quarter, the Panthers moved ahead 16-14 after a safety but the Tigers refused to back down. KJ Cooper and the TSU offense applied pressure on the PVAMU secondary on the next drive and worked their way into the redzone as the drive culminated with Richardson's 15-yard touchdown pass with 1:16 left for a 21-14 lead.

However, the Panthers used a pair of big plays to move down the field quickly in the final minute and found themselves knocking on TSU's door. It came down to one final play on the 17-yard line for both teams and PVAMU stole the win as the receiver broke free for a reception in the middle of the endzone.

GAME 2

Cal 35

TSU 3

9/6/25

It was a tale of two halves as the Texas Southern Tigers put forth a valiant effort despite a 35-3 loss at Cal on Saturday.

A big punt return by Cal prior to its second drive led to a 44-yard field goal for an early 3-0 lead. The score would remain the same for most of the half thanks to strong defensive play by TSU as they forced a Cal fumble in the first quarter, a turnover on downs and an Edric Whitley interception midway through the second quarter.

Cal would score with 1:19 left in the half and record a two-point conversion to lead 11-0 but Kerien Charlo returned the kickoff 46 yards to give the offense a chance at scoring late in the half. The Tigers would claw their way to the Cal 22 with 21 seconds left but turned the ball over with an interception as Cal led 11-0 entering halftime.

TSU contemplated going for 4th-and-1 to open the second half but opted to punt deep in its own territory. The Golden Bears would move ahead 18-0 after scoring on their initial drive. TSU would break the shutout with a fourth quarter field goal from Christian Avelar but Cal would manage to score on every possession of the second half to pull away.

TSU finished with 140 yards of offense while KJ Cooper passed for 137 yards and rushed for 30. Jalen Williams caught six passes for 42 yards while Isaiah Bogerty led the way with 10 tackles. Jason Patterson led the way for TSU on the defensive line with two tackles for loss.

GAME 3

Lamar 31

TSU 7

9/13/25

Several setbacks on special teams set the tone early on as TSU fell 31-7 to Lamar on Saturday at Shell Energy Stadium.

At the end of TSU's first drive of the game, Lamar's Kendrick Malone broke through the punt protection and popped the ball loose from punter Jeremy Ramirez. Nyir Jones scooped it up and returned the punt 18 yards for an early 7-0 lead after the PAT.

The Tiger offense came back with a vengeance on its next drive and rode the legs of Athean Renfro along with a 24-yard reception from KJ Cooper to Xavier Phipps. Renfro ran it in from seven yards out as Christian Avelar's PAT was good for a 7-7 tie. The Cardinals returned the ensuing kickoff 53 yards to the TSU 47 and relied on its running game to move ahead 14-7 after Aiden McCown's 13-yard touchdown and the PAT.

The LU lead would grow to two touchdowns as they blocked a punt which led to a touchdown return to open the second quarter. TSU attempted to counter with a long drive but had a potential touchdown negated due to a holding penalty. TSU was forced to settle for a 32-yard field goal but it was blocked. Lamar would go on a long drive after the blocked field goal and punch it in from three yards out to lead 28-7 with 45 seconds remaining.

The second half wasn't kind to the TSU offense as they only had 20 offensive snaps as the first three drives ended in punts followed by an interception while the Cardinals had 39 total snaps.

TSU finished with 196 total offensive yards as Renfro finished with 77 yards on the ground. Cooper rushed for 53 yards on 13 attempts while Isaiah Bogerty had 11 tackles.

GAME 4

TSU 23

Mississippi Valley 20

9/27/25

Texas Southern fought back with a touchdown in the final minute and held Mississippi Valley State off on its final drive to secure a 23-20 win on Saturday.

MVSU came out in a no-huddle, fast-paced offense and moved to the TSU 35 but a Dylan Pullen sack and Justice Ugo tackle for loss moved the Delta Devils back which forced them to settle for a 39-yard field goal at the end of its opening drive. After a TSU punt, MVSU went ahead 10-0 after a long drive which featured a run-pass mix as Evens Valcourt, Jr. scored from one yard in. TSU turned to its running attack to cut the deficit late in the first quarter as Da'veon Ford and Athean Renfro marched TSU to the MVSU 15. On a key play late in the drive, KJ Cooper eluded a rush by a MVSU defender and found Kerien Charlo for a 15-yard pass to the TSU 1. Two plays later, TSU punched it in from the one-yard line as Christian Avelar's kick was good for a 10-7 margin to open the second stanza.

MVSU had a successful opening drive to open the second quarter as it culminated in a touchdown reception and a 17-7 lead after the PAT. Both teams saw negative endings to its ensuing drives from that point as TSU punted along with a missed field goal while MVSU also had a missed field goal.

TSU had a promising drive cut short in the third quarter by a missed field goal and MVSU answered with a field goal to lead 20-7 at the 10:06 mark. The Tiger offense responded with their backs against the wall as they went on an 18-play, 75-yard drive which culminated with Renfro's two-yard touchdown run and a 20-14 deficit.

Both teams traded punts on its ensuing drives but special teams would turn the tide of the game for TSU early in the fourth quarter.

With the ball on the MVSU 24 and ready to punt, the Delta Devils had a snapping issue which forced the punter to kick the ball into his own endzone for a safety and 20-16 MVSU lead. Chaunzavia Lewis exploded on the free kick to the MVSU 30 but the offense had to start on the MVSU 45 due to a penalty after the play.

Trent Leary opened the next drive with a 25-yard reverse sweep to the MVSU 30 but a holding penalty moved the ball back to the MVSU 40. Renfro and KJ Cooper both had big runs to move the ball to the MVSU 25 but back-to-back fumbles stalled the drive as the latter landed in the hands of MVSU with 8:30 remaining.

TSU's Michael Akins took matters into his own hands with a huge, forced fumble at the TSU 31 as Isaiah Bogerty recovered the ball at the TSU 25. TSU would march down the field to the MVSU 29 but turned the ball over on downs as Cooper's knee touched the ground before his pass was made on a critical 4th-and-4.

MVSU was forced to punt late in the game but tried to execute a fake as the ball landed in the hands of the upback which ended up short and the ball back in TSU's hands with 1:56 left. Cooper went for the home run on the first play of the drive as he found a wide-open Leary for a 48-yard strike and a first down at the MVSU 5. Several plays later, Renfro capped off the drive with an eight-yard touchdown and the TSU defense did the rest as MVSU hit on several big plays to move the ball but ran out of time after a long bomb which ended at the TSU 7.

TSU had 321 yards of offense (176 p, 145 r) as Renfro rushed for 95 yards and two touchdowns. Charles George had 13 tackles while Michael Akins had four tackles for loss, a sack, forced fumble and pass break-up.



TEXAS SOUTHERN FOOTBALL

RECAPS

GAME 5

TSU 51

UAPB 7

10/4/25

Texas Southern put together its best performance of the season as they claimed a 51-7 win over Arkansas-Pine Bluff at Husky Stadium on Saturday.

Both teams failed to score on their opening drives but TSU would strike first on its second drive as they took advantage of good field position after a shanked UAPB punt. TSU would march all the way to the UAPB 6 but a penalty nullified a potential touchdown as the Tigers were forced to settle for an 18-yard Christian Avelar field goal for a 3-0 lead. UAPB would drive to the TSU 23 on its next drive and attempted to knot it up but Trey Glymph's 40-yard field goal fell short.

UAPB seized the momentum from TSU with an interception at the TSU 21 to open the second stanza but missed another field goal. The Tigers buckled up on their next possession and pounded UAPB in the running game to set up KJ Cooper's 7-yard strike to Roriyon Richardson's for a 10-0 lead after Avelar's PAT.

The Golden Lions muffed their next kickoff attempt and TSU's Langston Howell took full advantage as he recovered the ball at the UAPB 15. Three plays later, Cooper found Richardson once again for a scoring strike from 11 yards out as TSU led 17-0 following the PAT. TSU's defense forced a punt on the ensuing drive and the running back tandem of Athean Renfro and Jacob Washington combined for 32 yards on the drive to set up another score. One play after a 21-yard run, Washington had the highlight of the night as he ran into three defenders and spun off the trio for a 24-0 margin following the PAT with 4:59 left. TSU forced another punt and closed out the first half with a 39-yard field goal from Avelar to lead 27-0.

Avelar had a field goal to open the third quarter for a 37-0 lead followed by Richardson's 35-yard touchdown reception for a 44-0 score. UAPB would add a late score to avoid the shutout while Jordan Davis rushed it in from 42 yards out with 16 seconds left for the final score of the night.

TSU finished with 557 total rushing yards as 350 were via the ground and 207 came from the air. Richardson caught a career-high seven receptions for 103 yards and two touchdowns while Cooper passed for 197 yards and two touchdowns on 16-of-23 passing. Athean Renfro led all rushers with 133 yards on 22 carries while Isaiah Bogerty led the way with seven tackles.

GAME 6

TSU 21

Grambling State 20

10/11/25

Texas Southern won its third straight game and first at Grambling State in over a decade after a hard-fought 21-20 win Saturday night.

TSU has played Grambling State 13 times for Homecoming since 1989 but wins have been hard to come by with homecoming wins in 1997 and 1999. TSU's last win in Grambling State occurred in 2013 as the last time the teams played a night game in Robinson Stadium was in 2009.

Grambling State recorded an interception on TSU's first drive and used the momentum to jump ahead 6-0 at the 8:49 mark as they recorded a pair of third-and-long conversions during the process. The Tigers attempted a two-point conversion but fell short as the score remained the same. After a TSU punt, Grambling State was on the verge of adding to its lead but safety Daylen Booker knocked the ball out of the quarterback's hand as Edric Whitley recovered at the TSU 8.

TSU bounced back with a time-consuming 16-play, 92-yard drive to open the second quarter as Xavier Phipps caught a seven-yard pass from KJ Cooper. TSU dodged a bullet as the ensuing kickoff was returned for a huge gain but GSU was whistled for holding. However, GSU's Tre Bradford opened the drive with a 76-yard run but committed another fumble on its next play as Michael Akins recovered the ball at the TSU 16. Both teams traded punts but TSU would pad its lead as Athean Renfro broke free for a 60-yard touchdown run with 1:42 left. However, TSU allowed Grambling State to record a big return on the ensuing kickoff and Grambling State used a big play to get into scoring position as Byron Eaton, Jr. scored from one yard out with 28 seconds left to trail 14-13 entering halftime.

Special teams would haunt TSU again to open the second half as GSU opened with a 95-yard kickoff return for a touchdown and a 20-14 lead. TSU's Chaunzavia Lewis returned the ensuing kickoff to the GSU 50 and the TSU running attack used a pair of big runs from Renfro and Jacob Washington to fight back ahead 21-20 with 11:54 left in the third quarter.

From that point, it was about the punters as both teams combined for four punts to open the fourth quarter. TSU would come up with a big defensive stop as Whitley recorded an interception early in the fourth quarter but TSU couldn't capitalize and was forced to punt.

Grambling State made a bold move late with a quarterback change and it worked out early as Czavian Teasett led the Tigers down the field to the TSU 4 while eating a significant amount of clock time. But once again, the TSU defense made a move when it counted as Grambling State fumbled and Demarcus Thompson pounced on the ball for a game-saving recovery.

Kordell Rodgers would catch a tough third down pass from Cooper for a huge first down to extend its next drive. TSU faced another third and long conversion at its own 18 but Kerien Charlo made the play of the game as his run was marked inches beyond the first down line. Grambling State challenged the spot and the play was upheld by video review as Grambling State lost its final timeout which led to TSU running the clock out for the huge win.

Renfro had another monster game with 152 yards on 18 carries with a touchdown. Jacob Washington ran for 69 yards on 11 carries while Charlo caught five passes for 48 yards. Whitley led TSU with nine tackles, one tackle for loss, an interception and a fumble recovery.

With the win, TSU has claimed multiple wins over GSU for the first time since the 2012 and 2013 campaigns.

GAME 7

TSU 61

Va. U. of Lynchburg 10

10/18/25

TSU scored four different ways en route to its fourth straight win after a 61-10 homecoming win over Virginia University of Lynchburg Saturday inside Durlley Stadium.

With the win, TSU has now won four straight games for the first time since 2014.

The Tigers jumped out to a 17-0 lead in the first quarter and carried a 37-3 advantage into halftime behind a balanced offensive effort and a relentless defense.

Texas Southern finished with 430 total yards, including 327 rushing yards on 42 carries as Athean Renfro and Jonathan rushed for 94 and 92 yards, respectively. The Tigers averaged 7.8 yards per rush and scored four times on the ground. Quarterbacks combined to complete 7 of 15 passes for 124 yards and two touchdowns, highlighted by a 69-yard scoring strike to Kerien Charlo in the first half.

Special teams also contributed, as TSU added a 100-yard kickoff return touchdown from Chaunzavia Lewis to cap an explosive day.

Defensively, the Tigers overwhelmed the visiting Dragons, limiting them to 87 total yards and -13 rushing yards on 25 attempts. Virginia Lynchburg managed one touchdown through the air but was intercepted three times and sacked repeatedly.

TSU also had an opportunity to provide a glimpse into the future as several true freshmen displayed their talents led by defensive back Jaquavus Hallman's two interceptions, including one for a touchdown. Redshirt freshman Aaron Kizsee led all tacklers with five stops.

Texas Southern controlled possession for nearly 37 minutes, outgaining VUL by more than 340 yards while forcing multiple turnovers.

GAME 8

Alcorn State 33

TSU 14

11/1/25

Texas Southern's four-game winning streak came to an end Saturday as Alcorn State handed them a 33-14 loss at Shell Energy Stadium on Saturday.

The Braves (4-5, 2-3 SWAC) set the tone early with a 12-play, 80-yard opening drive capped by Reggie Davis's 2-yard touchdown run. After Texas Southern (4-4, 3-2) answered with a 43-yard scoring strike from KJ Cooper to Roriyon Richardson, Alcorn regained control as Davis added a 15-yard touchdown run in the second quarter to cap off a seven-play, 65-yard drive to give the Braves a 14-7 lead.

The defenses would take over by trading multiple punts in the third quarter but the TSU defense made a big stand by stopping the Braves on a 4th-and-2 at the TSU 38 with 2:11 left in the second stanza.

The offense would drive all the way to the ASU 19 as time ticked down but an interception ended the drive for TSU entering halftime.

Alcorn State scored a touchdown and tacked on a field goal in the third quarter to take control of the contest as TSU's offense was held to only a pair of punts on drives totaling less than five minutes.

ASU added another touchdown to open the fourth quarter for a 30-7 lead and never looked back for their second straight win over TSU.

Alcorn State finished 6-for-6 in the red zone and limited Texas Southern to 0-for-2 inside the 20. The Braves posted 29 first downs and 456 total yards to the Tigers' 340.



TEXAS SOUTHERN

F O O T B A L L

RECAPS

GAME 9

TSU
Alabama State
11/8/25

GAME 10

TSU
Southern
11/15/25

GAME 11

Alabama A&M
TSU
11/22/25



TEXAS SOUTHERN

FOOTBALL

OFFENSE

H-WR	4	KERIEN CHARLO	5-9	160	Sr.	Missouri City, Texas (Ridge Point)
		5 Rickey Evans	5-9	175	Fr.	Dallas, Texas (South Oak Cliff)
LT	71	BRAEDEN CAIN	6-5	290	So.	Richmond, Texas (George Ranch) OR
		79 EBUKA OKAFOR	6-5	288	Jr.	Houston, Texas (Alief Taylor)
C	74	ZACHARY MARSHALL	6-2	290	Fr.	St. Johns, Fla. (Bartram Trail)
		73 Calvin Lester	6-2	305	Gr.	Shreveport, La. (Mississippi Valley)
G	77	MALACHI GODFREY	6-4	340	Fr.	Baytown, Texas (Sterling) OR
		54 ASHTON BEDFORD	6-7	320	Jr.	Newton, Miss.(Copiah-Lincoln)
RG	55	JAYDEN DANIELS	6-3	350	Fr.	Albany, Ga. (Lee County) OR
		73 CALVIN LESTER	6-2	305	Gr.	Shreveport, La. (Miss. Valley State)
RT	72	DENNIS JONES	6-6	350	R-Jr.	Dallas, Texas (South Oak Cliff)
		78 Calvin Balentine	6-6	340	Jr.	Chicago, Ill. (College of Dupage)
Z-WR	1	TRENT LEARY	5-9	155	Sr.	Austin, Texas (LBJ)
		84 Roriyon Richardson	6-1	190	R-So.	Houston, Texas (Summer Creek)
TE	8	KORDELL RODGERS	6-3	23-	So.	Houston, Texas (Summer Creek)
		7 Jalen Williams	6-4	250	Gr.	Detroit, Mich. (Saginaw Valley State)
X-WR	5	JAQUAN MCGEE	6-5	200	Jr.	Austin, Texas (Tyler JC) OR
		6 ZYION CLAVILLE	6-4	200	Jr.	Shreveport, La. (Louisiana Tech)
QB	10	KJ COOPER	6-5	215	R-Jr.	El Paso, Texas (Minnesota S&T)
		2 Jordon Davis	5-10	185	R-So.	Missouri City, Texas (Fort Bend Marshall)
RB	28	ATHEAN RENFRO	5-9	210	Jr.	Beaumont, Texas (United)
		23 Jacob Washington	5-11	205	Jr.	Houston, Texas (Shadow Creek)

DEFENSE

CAT	8	GARFIELD LAWRENCE	6-5	240	Gr.	Tyler, Texas (Univ. of Houston)
		91 Tyler Wesley	6-2	235	R-Fr.	Olive Branch, Miss. (Olive Branch)
NT	92	DYLAN PULLEN	6-2	275	Jr.	Henderson, Nev. (Mt. SAC)
		95 Thurman Rayborn	6-1	340	Gr.	Memphis, Tenn. (NW Miss. CC)
STUD	5	DAMARCUS THOMPSON	6-4	275	Gr.	Corcoran, Calif. (Delaware)
		99 Jamaal Cherry	6-2	295	Jr.	Santa Clara, Calif. (Laney College)
CAT	0	JASON PATTERSON	6-4	235	Jr.	Philadelphia, Pa. (Duquesne U.)
		9 Michael Akins	6-2	255	Gr.	New Iberia, La. (New Iberia)
MIKE	33	MATTHEW COOKS	6-3	215	Jr.	Bryan, Texas (Tyler JC)
		40 Aaron Kizzee	6-2	225	R-Fr.	Houston, Texas (Shadow Creek)
WILL	2	ISIAHAH BOGERTY	6-3	230	Jr.	Stafford, Texas (Stafford)
		40 Aaron Kizzee	6-2	225	R-Fr.	Houston, Texas (Shadow Creek)
SPUR	14	CHARLES GEORGE	6-4	245	Sr.	Detroit, Mich. (Renaissance)
		46 Donovan Jones	6-0	215	Jr.	Waco, Texas (Midway)
LCB	6	EDRIC WHITLEY	5-10	165	Sr.	Austin, Texas (Kilgore College)
		24 Dreshon Downey	5-10	175	Jr.	Houston, Texas (Independence CC)
FS	38	JOSIAH HARDMAN	5-10	182	Sr.	Sanford, Fla. (Seminole) OR
		22 DAYLAN BOOKER	6-1	170	So.	Dallas, Texas (Kimball)
BS	48	JOEL WILLIAMS	6-2	210	Gr.	Baton Rouge, La. (Gambling State) OR
		38 JOSIAH HARDMAN	5-10	182	Sr.	Sanford, Fla. (Seminole)
RCB	25	JUSTICE UGO	6-2	190	Gr.	Richmond, Texas (Houston)
		8 Keltrick Britford	5-10	180	Jr.	Mobile, Ala. (U. Texas at Permian)

SPECIAL TEAMS

PK	17	CHRISTIAN AVELAR	5-7	170	Sr.	Huntsville, Texas (Blinn College)
KO	50	BRIAN MAYS	5-7	160	Fr.	Humble, Texas (Summer Creek)
P	45	JEREMY RAMIREZ	6-1	220	R-Jr.	Rancho Cucamongo, Calif. (Mt SAC College)
LS	51	IFEANYICHUKWU MBAGWU	5-11	175	Jr.	Bakersfield, Calif. (Lincoln U)
KR	1	TRENT LEARY	5-9	155	Sr.	Austin, Texas (LBJ)
		0 CHAUNZAVIA LEWIS	5-9	155	R-Sr.	Monroe, La. (South Plains College)
PR	1	TRENT LEARY	5-9	155	Sr.	Austin, Texas (LBJ)
		4 KERIEN CHARLO	5-9	160	Sr.	Missouri City, Texas (Ridge Point)
H	45	JEREMY RAMIREZ	6-1	220	R-Jr.	Rancho Cucamongo, Calif. (Mt SAC College)



TEXAS SOUTHERN

FOOTBALL

THIS WEEK IN THE SWAC

	CONFERENCE		OVERALL		
EAST					
Jackson State	4-1	.800	6-2	.750	W1
Alabama State	4-1	.800	6-2	.750	W2
Bethune-Cookman	4-1	.800	5-4	.556	W3
Florida A&M	2-2	.500	3-5	.375	L1
Alabama A&M	1-4	.200	4-5	.444	L2
Mississippi Valley State	0-4	.000	1-7	.125	L2
West					
Prairie View A&M	4-1	.800	6-3	.667	L1
Grambling State	3-2	.600	6-3	.667	W3
Texas Southern	3-2	.600	4-4	.500	L1
Arkansas-Pine Bluff	2-3	.400	4-5	.444	W1
Alcorn State	2-3	.400	3-6	.333	W2
Southern	0-5	.000	1-8	.111	L7

THIS WEEK'S SCHEDULE

Jackson State at Mississippi Valley State, 2:00 pm
 Bethune-Cookman at Grambling State, 2:00 pm
 Prairie View A&M at Alabama A&M, 2:00 pm
Texas Southern at Alabama State, 2:00 pm
 Florida A&M at Arkansas-Pine Bluff, 2:00 pm
 Southern at Alcorn State, 3:00 pm

LAST WEEK'S SCHEDULE

Alabama A&M 10, Grambling State 13
 Jackson State 41, Florida A&M 16
 Bethune-Cookman 42, Mississippi Valley State 34
Alcorn State 33, Texas Southern 14
 Alabama State 31, Prairie View A&M 28
 Southern 21, Arkansas-Pine Bluff 40

2025 OPPONENTS

PRAIRIE VIEW A&M (6-3, 4-1 SWAC)

Last Week: Lost 31-28 at Alabama St.

This Week: at Alabama A&M

CAL (5-4, 2-3 ACC)

Last Week: Lost 31-21 to Virginia

This Week: at Louisville

LAMAR (7-2, 4-1 SOUTHLAND)

Last Week: Lost 24-17 at UIW

This Week: hosts SE Louisiana

MISSISSIPPI VALLEY (1-7, 0-4 SWAC)

Last Week: Lost 42-34 to BCU

This Week: hosts Jackson State

UAPB (4-5, 2-3 SWAC)

Last Week: Def. Southern 40-21

This Week: hosts Florida A&M

GRAMBLING STATE (6-3, 3-2 SWAC)

Last Week: Def. Alabama A&M 13-10

This Week: hosts Bethune-Cookman

VA LYNCHBURG (3-7, 1-0)

Last Week: Lost 42-10 at Benedict

This Week: at Sacred Heart

ALCORN STATE (3-6, 2-3 SWAC)

Last Week: Def. TSU 33-14

This Week: hosts Southern

ALABAMA STATE (5-2, 4-1 SWAC)

Last Week: Def. PVAMU 31-28

This Week: hosts TSU

SOUTHERN (1-8, 0-5 SWAC)

Last Week: Lost 40-21 to UAPB

This Week: at Alcorn State

ALABAMA A&M (4-5, 1-4 SWAC)

Last Week: Lost 13-10 to Grambling St.

This Week: hosts Prairie View A&M



TEXAS SOUTHERN

F O O T B A L L

CRIS DISHMAN HEAD COACH



Cris Dishman, the 18th head football coach in the history of Texas Southern football, begins his second season at the helm.

Dishman's first season at Texas Southern concluded with a two-game improvement in the win column from the previous season as he was seconds away in a pair of contests from achieving the program's most wins since 2000. He guided the return of the annual Durley-Nicks Trophy back to the TSU campus after achieving TSU's first win over Prairie View A&M in the annual Labor Day Classic since 2014. Also, the Tigers won consecutive games to close out the 2024 season which marked the first time that has happened since 1979. Dishman also had to quickly adjust his lineup at key positions early in the season due to several season-ending injuries.

As a team, TSU's defensive unit finished three spots higher than the previous season in the SWAC while also showing signs of disciplined play as they were the second-least penalized team in the league. Individually, a pair of newcomers earned All-SWAC honors for the Tigers in cornerback MJ Hinson (1st Team) and defensive end Keelan Cox (2nd Team). Hinson led the SWAC in interceptions while Cox was sixth in the SWAC in sacks. The Tigers also had a pair of top-10 tacklers in the SWAC in defensive back Javius Williams (86) and linebacker Umar Yaro (70).

A two-time NFL Pro-Bowl selection, Dishman comes to TSU after 13 successful years in the NFL and 19 years of coaching experience at the collegiate and professional levels. After earning a Bachelor's degree in Criminal Justice from Purdue University, he was drafted by the Houston Oilers in 1988. Dishman played spent eight years with the Oilers, two years with the Washington Commanders and Kansas City Chiefs, his final season with the Minnesota Vikings.

Dishman comes to TSU after spending the last two seasons as Defensive Coordinator of the XFL's Las Vegas Vipers. Prior to joining the Vipers, he spent the

TEXAS SOUTHERN

F O O T B A L L

2022 season as the Defensive Coordinator for the United States Football League's New Jersey Generals. During his lone season with the Generals, the team boasted the top rushing defense in the USFL. His team also ranked second in rushing defense and interceptions, and third in scoring defense.

He has coached defenses at the professional, collegiate, and prep levels. He entered coaching as the Defensive Back Coach for the NFL Europe's Berlin Thunder. He was a Defensive Back Intern for the Oakland Raiders (2005 and 2007), the Miami Dolphins (2006), and Arizona Cardinals (2017). From 2006-2008, he served as the Defensive Coordinator (Secondary) at Menlo College (NCAA Division III). He also served as the Assistant Defensive Back Coach for the San Diego Chargers (2008-2013). During his time with the Chargers, the passing defense improved from 31st in the NFL to 1st. He spent the 2015-2016 season as Safeties Coach at Baylor University. Dishman spent a season as the Defensive Back Coach of the Montreal Alouettes (CFL) before returning to the college ranks as Defensive Back Coach at McNeese State University. He was also the Defensive Back Coach of the XFL's New York Guardians (2019-2020), and he coached some of the top high school prospects as Defensive Coordinator of prep powerhouse IMG Academy.

Dishman and his wife Jennifer have four adult children.

THE DISHMAN FILE

PERSONAL

Birthdate: August 13, 1965
Hometown: Louisville, Ky.
Family: **Wife:** Jennifer
Children: 4

EDUCATION

High School: St. Francis DeSales HS, Louisville, Ky.
College: Purdue University '88 (B.A. Criminal Justice)

PLAYING EXPERIENCE

Wide Receiver St. Francis DeSales HS
 Cornerback Purdue University, 1983-88
 Houston Oilers, 1988-96 (NFL)
 Washington Redskins, 1996-98 (NFL)
 Kansas City Chiefs, 1998-99 (NFL)
 Minnesota Vikings, 1999-00 (NFL)

COACHING EXPERIENCE

2024-	Texas Southern (Head Coach)
2022-23	Las Vegas Vipers (Def. Coordinator)
2022	N.J. Generals (Def. Coordinator)
2020-21	IMG Academy (Def. Coordinator)
2019-20	NY Guardians (DB Coach)
2019	McNeese State (Safeties)
2018	Montreal Alouettes (DB Coach)
2018	Your Call Football (Secondary)
2017	Arizona Cardinals (DB Intern)
2015-16	Baylor University (Safeties)
2008-13	San Diego Chargers (Asst. DB)
2007	Oakland Raiders (DB Intern)
2006	Miami Dolphins (DB Intern)
2006-08	Menlo College (Def. Coordinator)
2005	Oakland Raiders (DB Intern)
2005	Berlin Thunder (DB Coach)



TEXAS SOUTHERN

FOOTBALL



STEVE SMITH
Offensive Coordinator



BILLY PARKER
Defensive Coordinator



JERWIN WILSON
Assistant HC/WR




DERRICK MATHEWS
NFL Liaison/LB



ZERICK ROLLINS
Quarterbacks



MATT PASSWATERS
Defensive Line



HAROLD SMITH
Co-QB/Alumni




KIMBLE ANDERS
Running Backs



DESHAWN HANEY
Tight Ends



JUSTIN SORRELL
Dir. of Human Performance



JONAS SEAWRIGHT
Dir. of Human Performance



CHARLES NICHOLS
Chief of Staff



ANTHONY JOUBERT
Equipment



DEREK MORTON
Offensive Assistant



DANTE PROCTOR, JR
Offensive Assistant



TARIK WILLIAMS
Offensive GA




TIM WALTON
Defensive Assistant



ISAAC WILLIAMS
Defensive GA



JASHON CORNELL
Assistant DL



SAM WILLIAMS
Assistant DB

TEXAS SOUTHERN

F O O T B A L L

NUMERICAL ROSTER

NO.	NAME	POS.	HT.	WT.	CL.	HOMETOWN (PREVIOUS SCHOOL)
0	Chaunzavia Lewis	RB	5-9	155	Gr.	Monroe, La. (South Plains College)
0	Jason Patterson	DL	6-4	235	Jr.	Philadelphia, Pa. (Duquesne U.)
1	Trenton Leary	WR	5-9	155	Sr.	Austin, Texas (LBJ)
1	Jordyn Morgan	S	6-0	190	Gr.	Universal City, Texas (LA Tech)
2	Jordan Davis	QB	5-10	185	R-So.	Missouri City, Texas (FB Marshall)
2	Isaiah Bogerty	LB	6-3	230	R-Jr.	Stafford, Texas (Stafford)
3	Daveon Ford	RB	5-8	190	Gr.	Houston, Texas (Notre Dame College)
3	Kamren Blanton	S	6-0	185	Jr.	Long Beach, Calif. (Long Beach City College)
4	Kerien Charlo	WR	5-9	160	Sr.	Missouri City, Texas (Ridge Point HS)
4	Keltrick Britford	CB	5-10	180	Sr.	Mobile, Ala. (U. Texas at Permian Basin)
5	Jaquan McGee	WR	6-5	200	Jr.	Austin, Texas (Tyler JC)
5	Demarcus Thompson	DL	6-4	275	Gr.	Corcoran, Calif. (U. of Delaware)
6	Zyion Claville	WR	6-4	200	Jr.	Shreveport, La. (Louisiana Tech)
6	Edric Whitley	CB	5-10	165	Sr.	Austin, Texas (Kilgore College)
7	Jalen Williams	TE	6-4	250	Gr.	Inkster, Michigan (Saginaw Valley State)
7	Quinton Murray	CB	6-2	185	Fr.	Pearland, Texas (Pearland)
8	Kordell Rodgers	TE	6-3	230	So.	Humble, Texas (Summer Creek)
8	Garfield Lawrence	DL	6-5	240	Gr.	Tyler, Texas (U. of Houston)
9	Carter Barnes	QB	6-4	225	R-Fr.	Erie, Pa. (Erie)
9	Michael Akins	DL	6-2	255	Gr.	New Iberia, La. (New Iberia)?
10	Kenneth Cooper	QB	6-5	215	R-Jr.	El Paso, Texas (Minnesota State C & TC)
11	Jacob Williams	LB	6-1	210	Gr.	Fresno, Texas (Hightower HS)
12	Orin Gee	WR	6-1	180	Fr.	Desoto, Texas (Forney)
13	Khalib Johnson	QB	6-2	220	Sr.	Birmingham, Ala. (Kennesaw State)
14	Charles George Jr.	LB	6-4	245	Sr.	Detroit, Mich. Renaissance)
15	Daylen Wilson	WR	5-10	170	Fr.	Shreveport, La. (Calvary Baptist)
16	Kaleb Tucker	WR	6-2	185	Fr.	Shreveport, La. (Calvary Baptist)
17	Christian Avelar	K/P	5-7	180	Sr.	Huntsville, Texas (Blinn College)
18	Cameron McCalister	QB	6-3	185	Jr.	Houston, Texas (Independence CC)
19	Sean Johnson	WR	6-6	205	Fr.	Missouri City, Texas (Hightower)
20	Lawrence Butler	RB	5-9	205	Sr.	San Antonio, Texas (Wagner)
21	Danny Green Jr.	RB	5-11	195	R-Fr.	Dallas, Texas (South Oak Cliff)
22	Daylan Booker	S	6-1	170	So.	Dallas, Texas (Kimball)
23	Jacob Washington	RB	5-11	205	R-So.	Pearland, Texas (Shadow Creek)
24	Dreshon Downey	CB	5-10	175	Jr.	Houston, Texas (Independence CC)
25	Justice Ugo	CB	6-2	190	Gr.	Richmond, Texas (U. of Houston)
26	Johnathan Lewis	RB	5-9	195	Sr.	Klein, Texas (Southern Arkansas)
27	Jaheim Miller	S	5-11	185	R-Fr.	Miami Gardens, Fla. (Florida Atlantic)
28	Athean Renfro	RB	5-9	210	Jr.	Beaumont, Texas (Beaumont United)
29	Darius Sims	S	6-0	185	Fr.	Stafford, Texas (Stafford)
30	Malachi Philen	CB	6-2	180	Fr.	Leander, Texas (Leander)
31	Lajuan Zaccaro	LB	6-4	215	Jr.	Port St. Joe, Fla. (Independence CC)
32	Langston Howell	CB	5-10	185	So.	Dallas, Texas (North Forney)
33	Matthew Cooks	LB	6-3	215	Jr.	Bryan, Texas (Tyler JC)
35	Larry Hankton	CB	6-0	160	Fr.	Houston, Texas (Klein Collins)
36	Jaquavus Hallman	S	6-3	190	Fr.	Leesburg, Ga. (Dougherty)
38	Josiah Hardman	S	5-10	185	Gr.	Sanford, Fla. (Seminole)
39	Dylland McClendon	RB	6-1	230	Jr.	Houston, Texas (HCU)
40	Aaron Kizzee	LB	6-2	225	R-Fr.	Houston, Texas (Shadow Creek)
41	Fabian Wells	CB	5-11	170	Fr.	Virginia Beach, Va. (Salem)
42	Mehki Williams	LB	6-1	200	R-Fr.	Red Oak, Texas (Red Oak)
43	Bryce Butler	LB	6-2	230	Fr.	Katy, Texas (Second Baptist)
44	Alex Bouldin	LB	6-1	235	Sr.	Houston, Texas (Wagner)
45	Jeremy Ramirez	K/P	6-1	220	R-Jr.	Rancho Cucamongo, Calif. (Mt. SAC)
46	Donovan Jones	LB	6-0	215	Fr.	Waco, Texas (Midway)
47	Kasion Mangum	S	6-2	185	Fr.	Dickinson, Texas (Dickinson)



TEXAS SOUTHERN

FOOTBALL

NUMERICAL ROSTER

NO.	NAME	POS.	HT.	WT.	CL.	HOMETOWN (PREVIOUS SCHOOL)
48	Joel Williams	S	6-2	210	Gr.	Baton Rouge, La. (Grambling State)
50	Brian Mays	K/P	5-7	160	Fr.	Humble, Texas (Summer Creek)
51	Ifeanyiichukwu Mbagwu	LS	5-11	215	Jr.	Bakersfield, Calif. (Lincoln U.)
52	Jaymerson Darensbourg	LB	6-1	190	So.	Longview, Texas (Longview)
53	Javar Thomas	LB	6-2	190	Fr.	Houston, Texas (Nimitz)
54	Ashton Bedford	OL	6-7	320	Jr.	Newton, Miss. (Copiah-Lincoln CC)
55	Jayden Daniels	OL	6-3	350	Fr.	Albany, Ga. (Lee County)
56	Gabe Martin	OL	6-3	320	Gr.	San Francisco, Calif. (College of San Mateo)
57	Preston Davis	LB	5-10	210	Jr.	Richmond, Texas (Bush)
58	Jonathan Sanchez	K/P	5-7	150	Fr.	McAllen, Texas (Memorial)
59	RB Wilson	DL	6-4	250	Sr.	Henderson, Nev. (Montana)
66	Jayvon Adebo	DL	6-0	285	So.	Alief, Texas (Hastings)
67	Nicholas Cribbs	OL	6-2	335	R-Sr.	Cumming, Ga. (Georgia Military College)
68	Alfio Martinez	DL	5-11	270	Fr.	Bachaca, Mexico (IMG Academy)
69	Christopher Alexander	OL	6-5	325	Jr.	Fort Lauderdale, Fla. (Concord U.)
70	Chibuzor Okongwu	OL	6-5	340	Fr.	Plano, Texas (East)
71	Braden Cain	OL	6-5	290	So.	Houston, Texas (George Ranch)
72	Dennis Jones	OL	6-6	350	R-Jr.	Dallas, Texas (South Oak Cliff)
73	Calvin Lester	OL	6-2	305	Gr.	Shreveport, La. (Mississippi Valley State)
74	Zachary Marshall	OL	6-2	290	Fr.	St. Johns, Fla. (Bartram Trail)
76	Snowy Booker	OL	6-3	305	Fr.	Splendora, Texas (Splendora)
77	Malachi Godfrey	OL	6-4	340	Fr.	Baytown, Texas (Sterling)
78	Calvin Balentine	OL	6-6	340	Jr.	Chicago, Ill. (College of Dupage)
79	Ebuka Okafor	OL	6-5	320	Jr.	Houston, Texas (Alief Taylor)
80	Chanze Harris	WR	6-2	190	Fr.	Katy, Texas (Katy Taylor)
81	Xavier Phipps	TE	6-4	230	R-Fr.	Houston, Texas (UTEP)
82	Marcus Willis	WR	5-7	160	R-Fr.	Shreveport, La. (Huntington)
84	Roriyon Richardson	WR	6-1	190	R-So.	Humble, Texas (Summer Creek)
85	Samuel Sereal	WR	6-2	190	R-Fr.	Houston, Texas (Clear Creek)
86	Ricky Evans	WR	5-9	175	R-Fr.	Dallas, Texas (South Oak Cliff)
87	Jahmier Grays	WR	6-1	170	R-Fr.	Jacksonville, Fla. (First Coast)
88	Kevin Magera	TE	6-5	230	Fr.	Mesquite, Texas (Horn)
89	Zyon Davis	WR	5-8	170	R-Fr.	Buford, Ga. (Mountain View)
90	Victory Vaka	DL	6-3	335	Sr.	Hollywood, Calif. (Northern Arizona)
91	Tyler Wesley	DL	6-2	235	R-Fr.	Olive Branch, Miss. (Olive Branch)
92	Dylan Pullen	DL	6-2	275	Jr.	Henderson, Nev. (Mt. SAC)
93	Jalen Lolesio	DL	6-2	270	Fr.	Humble, Texas (Humble)
94	Joseph Aganbi	DL	6-3	235	R-Fr.	Briarcliff, Texas (Lake Travis)
95	Thurman Rayburn	DL	6-1	340	Gr.	Memphis, Tenn. (NW Mississippi CC)
96	Malakai Robinson	K/P	5-6	150	Jr.	Pearland, Texas (Shadow Creek)
97	Tory Humphrey	DL	6-3	235	Fr.	Frisco, Texas (Panther Creek)
99	Jamaal Cherry	DL	6-2	295	Jr.	Santa Clara, Calif. (Laney College)

Head Coach:	Cris Dishman	Dir. of Human Performance:	Jonas Seawright
Offensive Coordinator/OL:	Steve Smith	Special teams/ Asst. WR:	Billy Owens
Defensive Coordinator/Secondary:	Billy Parker	Alumni Relations/QB:	Harold Smith
Assistant HC/WR/Recruiting:	Jerwin Wilson	Equipment Manager:	Anthony Joubert
NFL Liaison/Linebackers:	Derrick Mathews	Student Assistant:	Isaac Williams
QB/Pass Game Coordinator:	Zerick Rollins	Offensive Assistant:	Derek Morton
Defensive Line:	Matthew Passwaters	Offensive Assistant:	Dante Proctor, Jr.
Running Backs:	Kimble Anders	Offensive Assistant:	Tarik Williams
Tight Ends:	DeShawn Haney	Defensive Assistant:	Jashon Cornell
Chief Of Staff:	Charles Nichols	Defensive Assistant:	Tim Walton
Dir. of Human Performance:	Justin Sorrell	Defensive Assistant:	Sam Williams



TEXAS SOUTHERN

F O O T B A L L

ALPHABETICAL ROSTER

66	Jayvon Adebo	32	Langston Howell	29	Darius Sims
94	Joseph Aganbi	97	Tory Humphrey	53	Javar Thomas
9	Michael Akins	13	Khalib Johnson	5	Demarcus Thompson
69	Christopher Alexandre	19	Sean Johnson	16	Kaleb Tucker
17	Christian Avelar	46	Donovan Jones	25	Justice Ugo
78	Calvin Balentine	72	Dennis Jones	90	Victory Vaka
9	Carter Barnes	40	Aaron Kizzee	23	Jacob Washington
54	Ashton Bedford	8	Garfield Lawrence	41	Fabian Wells
3	Kamren Blanton	1	Trenton Leary	91	Tyler Wesley
2	Isaiah Bogerty	73	Calvin Lester	6	Edric Whitley
22	Daylan Booker	0	Chaunzavia Lewis	7	Jalen Williams
76	Snowy Booker	26	Johnathan Lewis	11	Jacob Williams
44	Alex Bouldin	93	Jalen Lolesio	42	Mehki Williams
4	Keltrick Britford	88	Kevin Magera	48	Joel Williams
20	Lawrence Butler	47	Kasion Mangum	82	Marcus Willis
43	Bryce Butler	74	Zachary Marshall	15	Daylen Wilson
71	Braden Cain	56	Gabe Martin	59	RB Wilson
4	Kerien Charlo	68	Alfio Martinez	31	Lajuan Zaccaro
99	Jamaal Cherry	50	Brian Mays		
6	Zyion Claville	51	Ifeanyichukwu Mbagwu		
33	Matthew Cooks	18	Cameron McCalister		
10	Kenneth Cooper	39	Dylland McClendon		
67	Nicholas Cribbs	5	Jaquan McGee		
55	Jayden Daniels	27	Jaheim Miller		
52	Jaymerson Darensbourg	1	Jordyn Morgan		
2	Jordan Davis	7	Quinton Murray		
57	Preston Davis	79	Ebuka Okafor		
89	Zyon Davis	70	Chibuzor Okongwu		
24	Dreshon Downey	0	Jason Patterson		
86	Ricky Evans	30	Malachi Philen		
3	Daveon Ford	81	Xavier Phipps		
12	Orin Gee	92	Dylan Pullen		
14	Charles George, Jr.	45	Jeremy Ramirez		
77	Malachi Godfrey	95	Thurman Rayburn		
87	Jahmier Grays	28	Athean Renfro		
21	Danny Green, Jr.	84	Roriyon Richardson		
36	Jaquavus Hallman	96	Malakai Robinson		
35	Larry Hankton	8	Kordell Rodgers		
38	Josiah Hardman	58	Jonathan Sanchez		
80	Chanze Harris	85	Samuel Sereal		





**2025-26 Texas Southern Football
Overall Team Statistics
All games**

Team Statistics

	TSU	OPP
Scoring	201	178
Points per game	25.1	22.3
Points Off Turnovers	35	37
First Downs	140	157
Rushing	78	72
Passing	54	75
Penalty	8	10
Rushing Yardage	1411	1315
Yards gained rushing	1592	1503
Yards lost rushing	181	188
Rushing attempts	279	300
Average per rush	5.1	4.4
Average per game	176.4	164.4
TDs Rushing	15	12
Passing Yardage	1209	1515
Comp-Att-Int	119-213-6	144-235-8
Average per pass	5.7	6.4
Average per catch	10.2	10.5
Average per game	151.1	189.4
TDs Passing	8	7
Total offense	2620	2830
Total plays	492	535
Average per play	5.3	5.3
Average per game	327.5	353.8
Kick returns: #-Yards	31-936	27-576
Punt returns: #-Yards	9-99	15-102
Int returns: #-Yards	8-57	6-56
Kick return average	30.2	21.3
Punt return average	11.0	6.8
Int return average	7.1	9.3
Fumbles-Lost	11-6	13-8
Penalties-Yards	60-495	48-474
Average per game	61.9	59.3
Punts-Yards	38-1347	32-1060
Average per punt	35.4	33.1
Net punt average	30.2	29.8
Kickoffs-Yards	41-2304	38-2179
Average per kick	56.2	57.3
Net kick average	36.9	31.4
Time of possession / game	28:18	30:15
3rd-down conversion	42/106	46/105
3rd-down pct	40%	44%
4th-down conversion	8/13	4/10



**2025-26 Texas Southern Football
Overall Team Statistics
All games**

	TSU	OPP
4th-down pct	62%	40%
Sacks by-Yards	8-46	12-69
Misc Yards	0	0
Touchdowns scored	26	22
Field goals - attempts	6-9	8-12
On-Side kicks	0-0	0-0
Red-zone scores	(20-23) 87%	(23-27) 85%
Red-zone touchdowns	(16-23) 70%	(18-27) 67%
PAT-attempts	(25-26) 96%	(18-19) 95%
2-point conversion-attempts	(0-0) 0%	(1-2) 50%
Attendance	38875	55487
Games / Avg per game	5/7775	3/18496
Neutral site games	-	0/0

Score by Periods

Team	1st	2nd	3rd	4th	OT	TOT
Texas Southern	41	72	45	43	0	201
Opponents	47	53	41	37	0	178



**2025-26 Texas Southern Football
Combined Team Statistics
All games**

Team Results

	Date	Opponent		Score	Att.
*	08/30/2025	Prairie View	L	21-22	19638
	09/06/2025	at California	L	3-35	35898
	09/13/2025	Lamar University	L	7-31	6247
*	09/27/2025	at Mississippi Val.	W	23-20	3826
*	10/04/2025	Ark.-Pine Bluff	W	51-7	4007
*	10/11/2025	at Grambling	W	21-20	15763
	10/18/2025	Virginia-Lynchburg	W	61-10	5000
*	11/01/2025	Alcorn	L	14-33	3983

Game Records

Record	Overall	Home	Away	Neutral
ALL GAMES	4-4	2-3	2-1	0-0
CONFERENCE	3-2	1-2	2-0	0-0
NON-CONFERENCE	1-2	1-1	0-1	0-0

Rushing

Player	gp	att	gain	loss	net	avg	td	lg	avg/g
Athean Renfro	8	121	681	19	662	5.5	6	60	82.8
KJ Cooper	8	54	331	113	218	4.0	4	28	27.3
Da'Veon Ford	8	43	162	9	153	3.6	1	27	19.1
Jacob Washington	7	22	133	2	131	6.0	1	29	18.7
Jordon Davis	5	12	133	8	125	10.4	1	54	25.0
Jonathan Lewis	4	15	121	0	121	8.1	2	19	30.3
Trenton Leary	8	1	15	0	15	15.0	0	15	1.9
Kerien Charlo	8	1	8	0	8	8.0	0	8	1.0
Lawrence Butler	3	3	8	1	7	2.3	0	4	2.3
Jeremy Ramirez	8	1	0	8	-8	-8.0	0	0	-1.0
Team	8	6	0	21	-21	-3.5	0	0	-2.6
Total	8	279	1592	181	1411	5.1	15	60	176.4
Opponents	8	300	1503	188	1315	4.4	12	76	164.4

Passing

Player	gp	effic	comp-att-int	pct	yds	td	lg	avg/g
KJ Cooper	8	111.7	116-206-6	56.3	1186	8	69	148.3
Jordon Davis	5	82.2	3-6-0	50.0	23	0	10	4.6
Team	8	0.0	0-1-0	0.0	0	0	0	0.0
Total	8	110.3	119-213-6	55.9	1209	8	69	151.1
Opponents	8	118.5	144-235-8	61.3	1515	7	46	189.4

Receiving

Player	gp	no.	yds	avg	td	lg	avg/g
Kerien Charlo	8	29	324	11.2	3	69	40.5
Roriyon Richardson	8	22	348	15.8	4	43	43.5
Trenton Leary	8	18	167	9.3	0	48	20.9
Jalen Williams	7	12	80	6.7	0	23	11.4
Xavier Phipps	7	11	88	8.0	1	24	12.6
Kordell Rodgers	6	9	79	8.8	0	19	13.2
Da'Veon Ford	8	5	27	5.4	0	10	3.4
Zyion Claville	3	4	5	1.3	0	13	1.7
JaQuan McGee	6	3	29	9.7	0	14	4.8
Jacob Washington	7	2	25	12.5	0	14	3.6
Dylland McClendon	7	1	10	10.0	0	10	1.4
Athean Renfro	8	1	15	15.0	0	15	1.9
Orin Gee	1	1	10	10.0	0	10	10.0
Marcus Willis	2	1	2	2.0	0	2	1.0
Total	8	119	1209	10.2	8	69	151.1
Opponents	8	144	1515	10.5	7	46	189.4

Team Statistics

	TSU	OPP
First Downs	140	157
Rushing	78	72
Passing	54	75
Penalty	8	10
Rushing Yardage	1411	1315
Rushing attempts	279	300
Average per rush	5.1	4.4
Average per game	176.4	164.4
TDs Rushing	15	12
Passing Yardage	1209	1515
Comp-Att-Int	119-213-6	144-235-8
Average per pass	5.7	6.4
Average per catch	10.2	10.5
Average per game	151.1	189.4
TDs Passing	8	7
Total offense	2620	2830
Average per play	5.3	5.3
Average per game	327.5	353.8
Kick returns: #-Yards	31-936	27-576
Punt returns: #-Yards	9-99	15-102
Int returns: #-Yards	8-57	6-56
Fumbles-Lost	11-6	13-8
Penalties-Yards	60-495	48-474
Punts-Avg	38-35.4	32-33.1
Time of possession / game	28:18	30:15
3rd-down conversion	42/106	46/105
4th-down conversion	8/13	4/10
PAT-attempts	(25-26) 96%	(18-19) 95%
2-point conversion-attempts	(0-0) 0%	(1-2) 50%

Interceptions

Player	no.	yds	avg	td	lg
Edric Whitley	2	17	8.5	0	17
Jaquavus Hallman	2	40	20.0	1	40
Joel Williams	1	0	0.0	0	0
Josiah Hardman	1	0	0.0	0	0
Fabian Wells	1	0	0.0	0	0
Kaison Mangum	1	0	0.0	0	0
Total	8	57	7.1	1	40
Opponents	6	56	9.3	0	28



2025-26 Texas Southern Football Combined Team Statistics All games

Field Goals

Player	fg	pct.	01-19	20-29	30-39	40-49	50-99	lg	blk
Christian Avelar	6-9	66.7	1-1	1-1	2-4	2-3	0-0	47	1
Opponents	8-12	66.7	0-0	3-5	2-2	3-5	0-0	44	0

Scoring

Player	td	fg	PAT						pts
			kick	rush	rcv	pass	dxp	saf	
Christian Avelar	-	6-9	25-26	-	-	-	-	-	43
Athean Renfro	6	-	-	-	-	-	-	-	36
Roriyon Richardson	4	-	-	-	-	-	-	-	24
KJ Cooper	4	-	-	-	-	-	-	-	24
Kerien Charlo	3	-	-	-	-	-	-	-	18
Jonathan Lewis	2	-	-	-	-	-	-	-	12
Da'Veon Ford	1	-	-	-	-	-	-	-	6
Chaunzavia Lewis	1	-	-	-	-	-	-	-	6
Jordon Davis	1	-	-	-	-	-	-	-	6
Jacob Washington	1	-	-	-	-	-	-	-	6
Xavier Phipps	1	-	-	-	-	-	-	-	6
Jaquavus Hallman	1	-	-	-	-	-	-	-	6
Donovan Jones	1	-	-	-	-	-	-	-	6
Total	26	6-9	25-26	0	0	0	0	1	201
Opponents	22	8-12	18-19	1	0	0	0	1	178

Score by Periods

Team	1st	2nd	3rd	4th	OT	TOT
Texas Southern	41	72	45	43	0	201
Opponents	47	53	41	37	0	178

Punting

Player	no.	yds	avg	lg	tb	fc	i20	50+	blk
Jeremy Ramirez	36	1311	36.4	53	4	12	13	4	0
Team	2	36	18.0	0	0	1	0	0	1
Total	38	1347	35.4	53	4	13	13	4	1
Opponents	32	1060	33.1	61	1	10	7	3	1

Punt Returns

Player	no.	yds	avg	td	lg
Trenton Leary	4	68	17.0	0	47
Chaunzavia Lewis	1	18	18.0	0	18
Marcus Willis	1	9	9.0	0	9
Kerien Charlo	1	4	4.0	0	4
Michael Akins	1	0	0.0	0	0
Daylen Booker	1	0	0.0	0	0
Total	9	99	11.0	0	47
Opponents	15	102	6.8	1	25

Kick Returns

Player	no.	yds	avg	td	lg
Chaunzavia Lewis	17	563	33.1	1	100
Kerien Charlo	9	259	28.8	0	76
Trenton Leary	3	77	25.7	0	45
Jacob Washington	2	37	18.5	0	22
Total	31	936	30.2	1	100
Opponents	27	576	21.3	1	95

All Purpose

Player	g	rush	rcv	pr	kr	ir	total	avg/g
Athean Renfro	8	662	15	0	0	0	677	84.6
Kerien Charlo	8	8	324	4	259	0	595	74.4
Chaunzavia Lewis	5	0	0	18	563	0	581	116.2
Roriyon Richardson	8	0	348	0	0	0	348	43.5
Trenton Leary	8	15	167	68	77	0	327	40.9
KJ Cooper	8	218	0	0	0	0	218	27.3
Jacob Washington	7	131	25	0	37	0	193	27.6
Da'Veon Ford	8	153	27	0	0	0	180	22.5
Jordon Davis	5	125	0	0	0	0	125	25.0
Jonathan Lewis	4	121	0	0	0	0	121	30.3
Xavier Phipps	7	0	88	0	0	0	88	12.6
Jalen Williams	7	0	80	0	0	0	80	11.4
Kordell Rodgers	6	0	79	0	0	0	79	13.2
Jaquavus Hallman	3	0	0	0	0	40	40	13.3
JaQuan McGee	6	0	29	0	0	0	29	4.8
Edric Whitley	7	0	0	0	0	17	17	2.4
Marcus Willis	2	0	2	9	0	0	11	5.5
Dylland McClendon	7	0	10	0	0	0	10	1.4
Orin Gee	1	0	10	0	0	0	10	10.0
Lawrence Butler	3	7	0	0	0	0	7	2.3
Zyion Claville	3	0	5	0	0	0	5	1.7
Jeremy Ramirez	8	-8	0	0	0	0	-8	-1.0
Total	8	1411	1209	99	936	57	3712	464.0
Opponents	8	1315	1515	102	576	56	3564	445.5

Total Offense

Player	g	plays	rush	pass	total	avg/g
KJ Cooper	8	260	218	1186	1404	175.5
Athean Renfro	8	121	662	0	662	82.8
Da'Veon Ford	8	43	153	0	153	19.1
Jordon Davis	5	18	125	23	148	29.6
Jacob Washington	7	22	131	0	131	18.7
Jonathan Lewis	4	15	121	0	121	30.3
Trenton Leary	8	1	15	0	15	1.9
Kerien Charlo	8	1	8	0	8	1.0
Lawrence Butler	3	3	7	0	7	2.3
Jeremy Ramirez	8	1	-8	0	-8	-1.0
Total	8	492	1411	1209	2620	327.5
Opponents	8	535	1315	1515	2830	353.8



**2025-26 Texas Southern Football
Combined Team Statistics
All games**

Team Defense

##	Player	gp	Tackles				tfl/yds	Sacks no-yds	Pass defense			Fumbles		blkd	
			ua	a	tot				int-yds	brup	qbh	fr-yds	ff	kick	saf
2	Isaiah Bogerty	7	25	34	59	1-1	.	.	1
33	Matthew Cooks	8	27	31	58	4.5-9	.	.	2	1	.	1	.	.	.
14	Charles George	8	22	34	56	1-2
6	Edric Whitley	7	23	14	37	2.5-8	.	2-17	2	.	1-0
9	Michael Akins	8	15	11	26	7.5-25	2-6	.	1	4	2-0	1	1	.	.
25	Justice Ugo	8	14	8	22	1-5	.	.	2	1
38	Josiah Hardman	8	12	10	22	0.5-0	.	1-0
48	Joel Williams	3	9	10	19	.	.	1-0
8	Garfield Lawrence	8	10	9	19	2.5-7	.	.	.	1
22	Daylen Booker	8	13	5	18	2-7	.	.	2	.	1-0	2	.	.	.
5	DaMarcus Thompson	8	8	9	17	1-7	0.5-6	.	2	2	1-0
24	Dreshon Downey	6	8	8	16	1.5-2	.	.	1
92	Dylan Pullen	6	6	10	16	2.5-7	1-5
40	Aaron Kizzee	5	8	5	13	1-3
27	Jaheim Miller	3	9	3	12	.	.	.	2
99	Jamaal Cherry	8	2	10	12	1
0	Jason Patterson	6	9	2	11	5-24	1-5	.	2	2
59	RB Wilson V	6	9	2	11	2.5-16	2.5-16	.	.	.	1-7
7	Quinton Murray Jr	8	5	6	11	.	.	.	1
90	Victory Vaka	6	.	10	10	1-3
46	Donovan Jones	6	4	6	10	.	.	.	1	.	1-0
36	Jaquavus Hallman	3	5	3	8	.	.	2-40	1
11	Jacob Williams	1	2	4	6
95	Thurman Rayborn	1	1	5	6	.	.	.	1
93	Jalen Lolesio	5	4	2	6	2-9	1-8
44	Alex Bouldin	3	3	2	5
23	Jacob Washington	7	4	.	4
4	Keltrick Britford	1	2	2	4
39	Dylland McClendon	7	1	2	3
32	Langston Howell	6	2	1	3	1-0
51	Ifeanyi Mbagwu	8	3	.	3
41	Fabian Wells	2	2	1	3	.	.	1-0
43	Bryce Butler	2	2	1	3
91	Tyler Wesley	4	1	2	3	1
3	Kamren Blanton	1	.	2	2
45	Jeremy Ramirez	8	1	1	2
20	Lawrence Butler	3	2	.	2
1	Jordyn Morgan	1	.	1	1
26	Jonathan Lewis	4	.	1	1
4	Kerien Charlo	8	1	.	1
17	Christian Avelar	8	1	.	1
10	KJ Cooper	8	1	.	1
52	Jaymerson Darensbourg	1	.	1	1
42	Mehki Williams	1	1	.	1
28	Athean Renfro	8	1	.	1
94	Josef Aganbi	2	1	.	1	1
57	Preston Davis	1	1	.	1
30	Malachi Philen	1	1	.	1
97	Tory Humphrey	1	1	.	1
31	Lajuan Zaccaro	2	.	1	1	.	.	.	1
47	Kaison Mangum	1	1-0
Totals		8	282	274	556	39-135	8-46	8-57	22	14	8-7	4	1	1	
Opponents		8	265	202	467	38-144	12-69	6-56	20	16	6-18	5	3	1	



**2025-26 Texas Southern Football
Results and Comparison
All games**

	Date	Opponent		Score	Overall	Conf	Time	Attend
*	08/30/2025	Prairie View	L	21-22	0-1	0-1	4:25	19638
	09/06/2025	at California	L	3-35	0-2	0-1	3:14	35898
	09/13/2025	Lamar University	L	7-31	0-3	0-1	3:12	6247
*	09/27/2025	at Mississippi Val.	W	23-20	1-3	1-1	3:16	3826
*	10/04/2025	Ark.-Pine Bluff	W	51-7	2-3	2-1	3:24	4007
*	10/11/2025	at Grambling	W	21-20	3-3	3-1	3:03	15763
	10/18/2025	Virginia-Lynchburg	W	61-10	4-3	3-1	3:21	5000
*	11/01/2025	Alcorn	L	14-33	4-4	3-2	3:32	3983

Opponent	Score	First Downs				Pen	Rushing Number-Yards	Passing		Total Offense Plays-Yards	Return Yards	Turn- Overs
		Total	Rush	Pass	Comp-Att.-Int			Yards				
Prairie View	21-22	18 / 23	6 / 8	8 / 13	4 / 2		33-135 / 36-150	12-21-0 / 24-40-1	132 / 301	54-267 / 76-451	138 / 117	2 / 1
California	3-35	13 / 22	6 / 7	5 / 15	2 / 0		22-52 / 33-173	20-36-1 / 29-40-1	140 / 294	58-192 / 73-467	115 / 124	1 / 2
Lamar University	7-31	11 / 21	9 / 16	2 / 4	0 / 1		31-153 / 42-252	13-23-1 / 12-22-1	43 / 81	54-196 / 64-333	126 / 131	2 / 1
Mississippi Val.	23-20	20 / 26	10 / 12	9 / 11	1 / 3		48-145 / 45-167	13-21-0 / 21-32-0	176 / 249	69-321 / 77-416	212 / 42	1 / 1
Ark.-Pine Bluff	51-7	27 / 14	18 / 7	9 / 7	0 / 0		48-350 / 33-150	17-25-1 / 14-26-1	207 / 125	73-557 / 59-275	47 / 37	1 / 3
Grambling	21-20	16 / 16	11 / 8	5 / 8	0 / 0		40-228 / 35-215	11-20-1 / 13-16-1	89 / 143	60-317 / 51-358	92 / 151	1 / 4
Virginia-Lynchburg	61-10	18 / 11	15 / 2	2 / 7	1 / 2		42-306 / 25--16	7-15-1 / 11-35-3	124 / 100	57-430 / 60-84	214 / 104	3 / 4
Alcorn	14-33	17 / 24	3 / 12	14 / 10	0 / 2		15-42 / 51-224	26-52-1 / 20-24-0	298 / 222	67-340 / 75-446	155 / 46	1 / 0
Totals	201-178	140 / 157	78 / 72	54 / 75	8 / 10		279-1411 / 300-1315	119-213-6 / 144-235-8	1209 / 1515	492-2620 / 535-2830	1099 / 752	12 / 16



**2025-26 Texas Southern Football
Overall Defense Statistics
All games**

Team Defense

##	Player	gp	Tackles				Sacks	Pass defense			Fumbles		blkd	
			ua	a	tot	tfl/yds		no-yds	int-yds	brup	qbh	fr-yds	ff	kick
2	Isaiah Bogerty	7	25	34	59	1-1	.	.	1
33	Matthew Cooks	8	27	31	58	4.5-9	.	.	2	1	.	1	.	.
14	Charles George	8	22	34	56	1-2
6	Edric Whitley	7	23	14	37	2.5-8	.	2-17	2	.	1-0	.	.	.
9	Michael Akins	8	15	11	26	7.5-25	2-6	.	1	4	2-0	1	1	.
38	Josiah Hardman	8	12	10	22	0.5-0	.	1-0
25	Justice Ugo	8	14	8	22	1-5	.	.	2	1
48	Joel Williams	3	9	10	19	.	.	1-0
8	Garfield Lawrence	8	10	9	19	2.5-7	.	.	.	1
22	Daylen Booker	8	13	5	18	2-7	.	.	2	.	1-0	2	.	.
5	DaMarcus Thompson	8	8	9	17	1-7	0.5-6	.	2	2	1-0	.	.	.
92	Dylan Pullen	6	6	10	16	2.5-7	1-5
24	Dreshon Downey	6	8	8	16	1.5-2	.	.	1
40	Aaron Kizzee	5	8	5	13	1-3
99	Jamaal Cherry	8	2	10	12	1
27	Jaheim Miller	3	9	3	12	.	.	.	2
7	Quinton Murray Jr	8	5	6	11	.	.	.	1
0	Jason Patterson	6	9	2	11	5-24	1-5	.	2	2
59	RB Wilson V	6	9	2	11	2.5-16	2.5-16	.	.	.	1-7	.	.	.
46	Donovan Jones	6	4	6	10	.	.	.	1	.	1-0	.	.	.
90	Victory Vaka	6	.	10	10	1-3
36	Jaquavus Hallman	3	5	3	8	.	.	2-40	1
95	Thurman Rayborn	1	1	5	6	.	.	.	1
93	Jalen Lolesio	5	4	2	6	2-9	1-8
11	Jacob Williams	1	2	4	6
44	Alex Bouldin	3	3	2	5
23	Jacob Washington	7	4	.	4
4	Keltrick Britford	1	2	2	4
32	Langston Howell	6	2	1	3	1-0	.	.	.
39	Dylland McClendon	7	1	2	3
91	Tyler Wesley	4	1	2	3	1
43	Bryce Butler	2	2	1	3
51	Ifeanyi Mbagwu	8	3	.	3
41	Fabian Wells	2	2	1	3	.	.	1-0
45	Jeremy Ramirez	8	1	1	2
20	Lawrence Butler	3	2	.	2
3	Kamren Blanton	1	.	2	2
97	Tory Humphrey	1	1	.	1
31	Lajuan Zaccaro	2	.	1	1	.	.	.	1
30	Malachi Philen	1	1	.	1
57	Preston Davis	1	1	.	1



**2025-26 Texas Southern Football
Overall Defense Statistics
All games**

##	Player	gp	Tackles			tfl/yds	Sacks no-yds	Pass defense			Fumbles		blkd	
			ua	a	tot			int-yds	brup	qbh	fr-yds	ff	kick	saf
94	Josef Aganbi	2	1	.	1	1
28	Athean Renfro	8	1	.	1
42	Mehki Williams	1	1	.	1
52	Jaymerson Darensbourg	1	.	1	1
10	KJ Cooper	8	1	.	1
17	Christian Avelar	8	1	.	1
4	Kerien Charlo	8	1	.	1
26	Jonathan Lewis	4	.	1	1
1	Jordyn Morgan	1	.	1	1
47	Kaison Mangum	1	1-0
Totals		8	282	274	556	39-135	8-46	8-57	22	14	8-7	4	1	1
Opponents		8	265	202	467	38-144	12-69	6-56	20	16	6-18	5	3	1



2025-26 Texas Southern Football
Game Results
All games

Team Results

	Date	Opponent		Score	Overall	Conf	Time	Attend
*	08/30/2025	Prairie View	L	21-22	0-1	0-1	4:25	19638
	09/06/2025	at California	L	3-35	0-2	0-1	3:14	35898
	09/13/2025	Lamar University	L	7-31	0-3	0-1	3:12	6247
*	09/27/2025	at Mississippi Val.	W	23-20	1-3	1-1	3:16	3826
*	10/04/2025	Ark.-Pine Bluff	W	51-7	2-3	2-1	3:24	4007
*	10/11/2025	at Grambling	W	21-20	3-3	3-1	3:03	15763
	10/18/2025	Virginia-Lynchburg	W	61-10	4-3	3-1	3:21	5000
*	11/01/2025	Alcorn	L	14-33	4-4	3-2	3:32	3983



2025-26 Texas Southern Football
Team Game Highs
All games

Texas Southern - Game Highs

RUSHES	48	Ark.-Pine Bluff (10/04/2025)
	48	at Mississippi Val. (09/27/2025)
YARDS RUSHING	350	Ark.-Pine Bluff (10/04/2025)
YARDS PER RUSH	7.3	Ark.-Pine Bluff (10/04/2025)
TD RUSHES	4	Virginia-Lynchburg (10/18/2025)
PASS ATTEMPTS	52	Alcorn (11/01/2025)
PASS COMPLETIONS	26	Alcorn (11/01/2025)
YARDS PASSING	298	Alcorn (11/01/2025)
YARDS PER PASS	8.4	at Mississippi Val. (09/27/2025)
TD PASSES	2	Alcorn (11/01/2025)
	2	Virginia-Lynchburg (10/18/2025)
	2	Ark.-Pine Bluff (10/04/2025)
TOTAL PLAYS	73	Ark.-Pine Bluff (10/04/2025)
TOTAL OFFENSE	557	Ark.-Pine Bluff (10/04/2025)
YARDS PER PLAY	7.6	Ark.-Pine Bluff (10/04/2025)
POINTS	61	Virginia-Lynchburg (10/18/2025)
SACKS BY	3	Virginia-Lynchburg (10/18/2025)
FIRST DOWNS	27	Ark.-Pine Bluff (10/04/2025)
PENALTIES	10	Ark.-Pine Bluff (10/04/2025)
	10	at California (09/06/2025)
PENALTY YARDS	90	Ark.-Pine Bluff (10/04/2025)
TURNOVERS	3	Virginia-Lynchburg (10/18/2025)
PUNTS	10	at California (09/06/2025)
PUNTING AVG	40.7	at Mississippi Val. (09/27/2025)
LONG PUNT	53	at Grambling (10/11/2025)
PUNTS INSIDE 20	4	at California (09/06/2025)
LONG PUNT RETURN	47	Ark.-Pine Bluff (10/04/2025)



**2025-26 Texas Southern Football
Opponent Individual Match Highs
All games**

Opponent - Individual Game Highs

RUSHES	20	Reggie Davis vs Alcorn (11/01/2025)
YARDS RUSHING	122	Kendrick Raphael at California (09/06/2025)
TD RUSHES	3	Reggie Davis vs Alcorn (11/01/2025)
LONG RUSH	76	Tre Bradford at Grambling (10/11/2025)
PASS ATTEMPTS	40	Cameron Peters vs Prairie View (08/30/2025)
PASS COMPLETIONS	27	Jaron-Keawe Sagapolutele at California (09/06/2025)
YARDS PASSING	301	Cameron Peters vs Prairie View (08/30/2025)
TD PASSES	2	Cameron Peters vs Prairie View (08/30/2025)
LONG PASS	46	Josh Brown at Mississippi Val. (09/27/2025)
RECEPTIONS	8	Jyzaiah Rockwell vs Prairie View (08/30/2025)
YARDS RECEIVING	93	Jarvis Rush vs Alcorn (11/01/2025)
	93	Rodny Ojo vs Prairie View (08/30/2025)
TD RECEPTIONS	1	Jarvis Rush vs Alcorn (11/01/2025)
	1	Ry'Carri Dailey vs Virginia-Lynchburg (10/18/2025)
	1	Tyreke Jinks vs Ark.-Pine Bluff (10/04/2025)
	1	Kerrick Ross at Mississippi Val. (09/27/2025)
	1	Jayden Dixon-Veal at California (09/06/2025)
	1	Kheagian Heckaman vs Prairie View (08/30/2025)
	1	Rodny Ojo vs Prairie View (08/30/2025)
LONG RECEPTION	46	Mekhi Norris at Mississippi Val. (09/27/2025)
FIELD GOALS	2	Lorenzo Garcia vs Alcorn (11/01/2025)
	2	Marko Jovisic at Mississippi Val. (09/27/2025)
LONG FIELD GOALS	44	Abram Murray at California (09/06/2025)
PUNTS	6	Zach Wieder vs Ark.-Pine Bluff (10/04/2025)
	6	Adam Atwell vs Prairie View (08/30/2025)
PUNTING AVG	47.5	Michael Kern at California (09/06/2025)
LONG PUNT	61	Zach Wieder vs Ark.-Pine Bluff (10/04/2025)
PUNTS INSIDE 20	3	Adam Atwell vs Prairie View (08/30/2025)
LONG PUNT RETURN	25	Jaydn Girard vs Lamar University (09/13/2025)
	25	Jacob De Jesus at California (09/06/2025)
LONG KICKOFF RETURN	95	Jay'Shaun Johnson at Grambling (10/11/2025)
TACKLES	11	Luke Ferrelli at California (09/06/2025)
SACKS	1.5	Peyton Christian vs Lamar University (09/13/2025)
	1.5	Andrew Huff vs Lamar University (09/13/2025)
TACKLES FOR LOSS	2.5	Adonis Jackson at Mississippi Val. (09/27/2025)
INTERCEPTIONS	1	Bakari McCall vs Alcorn (11/01/2025)
	1	Malik Marrow vs Virginia-Lynchburg (10/18/2025)
	1	Markel Linzer at Grambling (10/11/2025)
	1	Elijah Jenkins vs Ark.-Pine Bluff (10/04/2025)
	1	Nicholas Brown vs Lamar University (09/13/2025)
	1	Hezekiah Masses at California (09/06/2025)



2025-26 Texas Southern Football
Opponent Match Highs
All games

Opponent - Game Highs

RUSHES	51	Alcorn (11/01/2025)
YARDS RUSHING	252	Lamar University (09/13/2025)
YARDS PER RUSH	6.1	at Grambling (10/11/2025)
TD RUSHES	3	Alcorn (11/01/2025)
	3	at California (09/06/2025)
PASS ATTEMPTS	40	at California (09/06/2025)
	40	Prairie View (08/30/2025)
PASS COMPLETIONS	29	at California (09/06/2025)
YARDS PASSING	301	Prairie View (08/30/2025)
YARDS PER PASS	9.3	Alcorn (11/01/2025)
TD PASSES	2	Prairie View (08/30/2025)
TOTAL PLAYS	77	at Mississippi Val. (09/27/2025)
TOTAL OFFENSE	467	at California (09/06/2025)
YARDS PER PLAY	7.0	at Grambling (10/11/2025)
POINTS	35	at California (09/06/2025)
SACKS BY	5	Lamar University (09/13/2025)
FIRST DOWNS	26	at Mississippi Val. (09/27/2025)
PENALTIES	15	Prairie View (08/30/2025)
PENALTY YARDS	160	Prairie View (08/30/2025)
TURNOVERS	4	Virginia-Lynchburg (10/18/2025)
	4	at Grambling (10/11/2025)
PUNTS	8	Virginia-Lynchburg (10/18/2025)
PUNTING AVG	47.5	at California (09/06/2025)
LONG PUNT	61	Ark.-Pine Bluff (10/04/2025)
PUNTS INSIDE 20	3	Prairie View (08/30/2025)
LONG PUNT RETURN	25	Lamar University (09/13/2025)
	25	at California (09/06/2025)