



TEXAS SOUTHERN FOOTBALL

54 NFL/AFL DRAFT PICKS | 2 NFL HALL OF FAMERS | 78 YEARS OF EXCELLENCE



TIGERS TO HONOR SENIOR CLASS IN HOME FINALE

BETHUNE-COOKMAN at TEXAS SOUTHERN

SATURDAY, NOV. 16 • 2 P.M. • SHELL ENERGY STADIUM • HOUSTON, TEXAS

THE NUMBERS

Record	3-6	Record	2-8
SWAC	2-4	SWAC	2-4
Non-Conf.	1-2	Non-Conf.	0-4
Home	2-2	Home	1-4
Away	1-4	Away	1-4
National Ranking	N/A	National Ranking	N/A
Points Scored	185	Points Scored	190
Points Allowed	284	Points Allowed	351
Passing Yards	106.3	Passing Yards	176.5
Rushing Yards	139.4	Rushing Yards	96.7
TDs Rush/Pass	13/7	TDs Rush/Pass	11/9
Total Offense	245.8	Total Offense	273.2
Total Defense	364.4	Total Defense	465.0

THE COACHES

CRIS DISHMAN		RAYMOND WOODIE, JR.	
Alma Mater:	Purdue '88	Alma Mater:	Bethune-Cookman '96
At TSU	1st Season 3-6 (.333)	At BCU	2nd Season 5-16 (.230)
As a Head Coach:	1st Season 3-6 (.333)	As a Head Coach:	2nd Season 5-16 (.230)
vs. BCU	0-0	vs. TSU 0-1	

SERIES HISTORY

Last BCU Win: 28-11, 1982
 Last TSU Win: 34-31, 2023
 Current Win Streak: TSU, 1
 Biggest Margin of Victory (BCU): 17, 1982
 Biggest Margin of Victory (TSU): 14, 1977
 Longest Winning Streak (BCU): 2 (75-76)
 Longest Winning Streak (TSU): 1(81, 79, 77, 23)

• Texas Southern returns to action on Saturday as they'll face Bethune-Cookman inside Shell Energy Stadium at 2 p.m.

• Mathematically out of the SWAC race and the chance for a winning season unable to happen, TSU turns its attention to finishing strong as they'll try to attain a winning season at home.

• Texas Southern will honor 19 seniors during pregame of Saturday's contest. Seniors being honored are **#1 Stephon Wright (DT), #2 Savion Sims (WR), #3 Canary Simmons (DB), #4 Xavier Player (CB), #4 AJ Bennett (WR), #5 Damarcus Thompson (DT), #6 Jayden Williams (CB), #7 Jyrin Johnson (WR), #7 Perry Wells (DB), #8 Donald McKinney (WR), #24 Javius Williams (DB), #28 Gabe Smith (DE), #33 Xavier Goynes (DB), #47 X'avier Allen (DB), #56 Gabe Martin (OL), #61 Jaylen Adebo (OL), #68 Mehdi Torrence (OL), #77 Reggie Neal (OL), #87 Joseph Bongo (TE) and #89 CJ Marsh (OL)**. TSU student assistant **Tarik Williams** also be honored along with a cheerleader and three student athletic trainers.

• Saturday's contest will feature live audio on KTSU 90.9 FM and will be shown live on the SWAC Digital Network.

• TSU and Bethune-Cookman meet for the second straight season for the first time since 1981-82. Bethune-Cookman plays in Houston for the first time since 1981.

• BCU head coach **Raymond Woodie** and TSU Chief of Staff **Charles Nichols** were both on the staff at Florida State under **Willie Taggart** while BCU co-offensive coordinator and running backs coach **Donte Pimpleton** and Nichols both attended and played for Western Kentucky.

• BCU was picked fifth in the preseason poll. The Wildcats have the SWAC's fifth-leading rusger in Dennis Palmer (63.0 ypg) and fifth-leading passer in Cam Ransom's 158.7 yards per game. Defensively **Raymond Woodie III** ranks third in the SWAC with 69 tackles.

• TSU had six players earn preseason All-SWAC honors as linebacker **Jacob Williams** earned first team honors while defensive end **Michael Akins**, offensive lineman **Mehdi Torrence**, linebacker **Isaiah Bogerty**, quarterback **Jace Wilson** and defensive back **Javius Williams** earned second team honors.

• TSU was picked to finish sixth in the SWAC West. The Tigers have to replace all-time leading rusher **LaDarius Owens** at running back as they return five starters on offense and eight on defense.

• TSU currently ranks seventh overall in total defense in the SWAC (364.4) but has struggled offensively as they rank 12th with 245.8 yards per game.

• **Cris Dishman** is the 18th head coach in the history of Texas Southern Football. Dishman inherits a tough task as the program has only had 28 winning seasons in 77 years of existence and hasn't recorded a winning season since 2000.

1ST & 10

SERIES HISTORY

Overall.....BCU leads 5-4

TELEVISION: SWAC DIGITAL NETWORK

Play-by-PlayCharles Bishop

AnalystCharles Porter

RADIO: KTSU 90.9 FM

Play-by-PlayDevan Wade

AnalystLary "Chattabox" Hale

SOCIAL MEDIA: #TXSO

Twitter@TSUFOOTBALL/TXSOTIGERS

Instagram@TXSUFOOTBALL

SERIES RESULTS

Year	W/L	Stadium Site	Score
2023	W	Daytona Beach	34-31
1982	L	Daytona Beach	28-11
1981	W	Houston	14-6
1980	L	Jacksonville, Fla.	10-0
1979	W	Houston	12-0
1978	L	Jacksonville, Fla.	14-13
1977	W	Houston	14-0
1976	L	Jacksonville, Fla.	27-22
1975	L	Houston, Texas	30-27

2024 SCHEDULE

Aug. 31	PRAIRIE VIEW A&M*	W, 27-9
Sept. 7	at Rice	L, 69-7
Sept. 21	at Lamar	L, 20-17
Sept. 28	JACKSON STATE*	L, 43-14
Oct. 5	VA LYNCHBURG (HC)	W, 28-10
Oct. 12	SOUTHERN*	L, 22-19
Oct. 26	GRAMBLING STATE*	W, 24-17
Nov. 2	at Florida A&M*	L, 52,28
Nov. 9	at Alcorn State*	L, 42-21
Nov. 16	BETHUNE-COOKMAN*	2 p.m.
Nov. 23	at Arkansas-Pine Bluff*	2 p.m.

TSU SID OFFICE

3100 Cleburne Street
Houston, TX 77004

Sports Information Director: Ryan McGinty

Phone: (713) 313-6829

Email: ryan.mcginty@tsu.edu



TEXAS SOUTHERN

FOOTBALL

SPORTS INFORMATION / MEDIA POLICIES

THE TEAMS

INTERVIEWS & POLICIES

Department Overview

The Texas Southern Office Of Sports Information is located in the H&PE Building located at the corner of Blodgett and Ennis Street on the campus of Texas Southern. The main number is 713-313-6829.

SWAC Weekly Teleconference

The weekly head football coaches teleconference for the Southwestern Athletic Conference begins Monday, Aug. 26 and continues each Monday through Nov. 25. Each teleconference is scheduled from 10 a.m. to Noon (Central). Contact a.roberts@swac.org for access.

DATES FOR 2023 TELECONFERENCES:

Aug. 26 • Sept. 2 • Sept. 9 • Sept. 16 • Sept. 23 • Oct. 7 • Oct. 14 • Oct. 21 • Oct. 28 • Nov. 4 • Nov. 11 • Nov. 18 • Nov. 25

The schedule is as follows:

10:00 -- SWAC News
 10:05 -- Connell Maynor AAMU
 10:15 -- Eddie Robinson, Jr., Alabama State
 10:25 -- Cedric Thomas Alcorn State
 10:35 -- Raymond Woodie, Bethune-Cookman
 10:45 -- James Colzie, Florida A&M
 10:55 -- Mickey Joseph, GSU
 11:05 -- Alonzo Hampton, UAPB
 11:15 -- Kendrick Wade, MVSU
 11:25 -- Bubba McDowell, PVAMU
 11:35 -- Terrence Graves, Southern
 11:45 -- **Cris Dishman, TSU**
 11:55 -- TC Taylor, JSU

PRACTICE COVERAGE

All practices are closed to the public, and only the first 20 minutes of the workout will be open for members of accredited media outlets. Media members wishing to attend the beginning or conclusion of practice (interviews only) should contact the SID office for exact starting times and location.

ADDITIONAL INTERVIEWS

In addition to Monday's SWAC Media Teleconference, head coach **Cris Dishman** will be available for in-person or phone interviews on Tuesday's during a specified window. All interview requests must be coordinated through the TSU Sports Information Office **24 hours** in advance. Student-athlete's phone numbers will not be given out. Coaches and student-athletes are not available for interviews the day before a game or on gameday unless arrangements are made in advance.

PRESS CREDENTIALS

Media credentials and parking passes may be obtained by emailing or calling the Department of Sports Information. Requests should be made no later than 48 hours prior to the scheduled contest. All requests are screened to ensure a working pressbox with priority given to daily newspapers, radio/TV sports directors and other media who cover the Tigers and their opponents on a regular basis.

MEDIA WILL CALL

Credentials will not be mailed. All credentials should be picked up at the TSU Sports Information Office during normal business hours or during designated pickup areas for neutral site contests. Credentials will be available at the Media Will Call window no earlier than two hours prior to kickoff. Media Will Call is located at the Shell Energy Stadium ticket booth.

SHELL ENERGY

STADIUM ENTRANCE

The pressbox for Shell Energy Stadium is located on the concourse level. A photo workroom and press room are available.

SIDELINE REGULATIONS

Tripods are allowed on the field but must be at least five yards away from the sideline or end line. No photographers or media personnel are permitted within the team areas (midfield between the 20-yard lines) at any time. Please work from either side of the team area and move quickly behind the benches when changing ends of the field. Children are not allowed on the sidelines.

TSU QUICK FACTS

Founded:1946
 Location:Houston, Texas
 Enrollment:8,246
 Nickname:Tigers
 Colors:Maroon & Gray
 Affiliation:NCAA Division I
 Conference:SWAC
 President:James Crawford III
 VP/Intercollegiate Athletics: Dr. Kevin Granger
 SWA:Dr. Dwalah Fisher
 Faculty Athletic Rep:Dr. Howard Henderson

HISTORY

First Year of Football:1946
 Black College Titles: 1
 SWAC Titles: 3

MEDIA SERVICES

Pregame notes, rosters and programs are provided to working media in the pressbox prior to kickoff. Quickie stats will be distributed in the press box after each quarter. Final game packets will be available in the pressbox following interviews.

TSU head coach **Cris Dishman** and requested players will be available for interviews immediately following the game at a prearranged location which will be announced prior to the game's conclusion. TSU's locker room will remain closed to media.

TSU GAME WEEK SCHEDULE

11	12	13	14	15	16
MONDAY	TUESDAY	WEDNESDAY	THURSDAY	FRIDAY	SATURDAY
OFF	Practice 4:30 p.m.	Practice 4:30 p.m.	Practice 4:30 p.m.	Practice 4:30 p.m.	BCU at TSU 2 p.m.



TEXAS SOUTHERN

F O O T B A L L

THE COACHES

Head Coach: Cris Dishman
Record at TSU/Years: 3-6 (1st year)
Overall Record (Years): 3-6 (1st year)
Offensive Coordinator/OL: Steve Smith
Defensive Coordinator/Secondary: Billy Parker
Assistant HC/WR/Recruiting: Jerwin Wilson
NFL Liaison/Linebackers: Derrick Mathews
QB/Pass Game Coordinator: Zerrick Rollins
Defensive Line: Matthew Passwaters
Running Backs: Kimble Anders
Tight Ends: DeShawn Haney
Chief Of Staff: Charles Nichols
Dir. of Human Performance: Justin Sorrell
Dir. of Human Performance/DL: Jonas Seawright
Offensive Assistant/ST: Billy Owens
Alumni Relations/QB: Harold Smith
Equipment Manager: Anthony Joubert
Student Assistant: Isaac Williams
Offensive Assistant: Derek Morton
Offensive Assistant: Dante Proctor, Jr.
Offensive Assistant: Tarik Williams
Defensive Assistant: Jack Nance
Defensive Assistant: Tim Walton

THE TEAM

2023 Record: 3-8
Home/Away/Neutral: 2-3 / 0-0 / 0-0
SWAC Record: 2-6
Starters Returning (O/D/ST): 5/8/1
Offense: Multiple
Defense: Multiple

FACILITIES

Primary Stadium: Shell Energy Stadium (22,000)
Secondary: Alexander Durley (5,500)
Surface (BBVA): Tifway 419 Bermuda grass
Surface (Durley): FieldTurf
Record at SES Stadium: 16-39 (opened in 2012)

THE DISHMAN ERA

Cris Dishman is the 18th head coach in the history of Texas Southern Football. Dishman inherits a tough task as the program has only had 28 winning seasons in 77 years of existence and hasn't recorded a winning season since 2000.

Unlike several of the past head coaches, Dishman takes control of a program that has been at the edge of breaking out but has suffered its fair share of heartbreakers over the past few seasons. In 2022, TSU was within one quarter of earning a SWAC Western Division title but suffered a fourth quarter collapse on the road which denied the program a chance at history as the team also fell short of its first winning season since 2000.

In 2023, TSU once again saw a promising campaign go south early as they fell to Prairie View A&M in overtime. The Tigers also suffered a tough overtime loss at

Southern and had close losses in the final minutes against Grambling State, UAPB and Jackson State.

With the advent of the transfer portal, Dishman will be tasked with mixing in a plethora of newcomers with the returning nucleus along with breaking in a new coaching staff.

LAST TIME THEY MET

TSU 34, BCU 31

Oct. 14, 2023 / Daytona Beach, Fla.

Texas Southern made the plays when it counted as they earned a big 34-31 win over Bethune-Cookman on Saturday afternoon at Daytona Stadium.

Playing at BCU's Homecoming, TSU struck first as Curtis Falkenburg's field goal sailed through the uprights with 7:02 left in the first quarter. With no time remaining in the quarter, LaDarius Owens broke through the Wildcat defense like a missile and ran it in from 42 yards out as TSU upped the lead to 10-0 after Falkenburg's PAT.

The TSU defense stymied BCU on the opening drive of the second quarter but a costly leaping penalty on a fourth down punt revived BCU's drive as they took advantage and scored a touchdown run as they trailed 10-7 after the PAT.

Despite the setback, TSU would regain the edge on the ensuing drive as Jace Wilson picked up a big first down via a 17-yard run on 3rd-and-9 followed by a 23-yard pass to Trent Leary. After two JaCorey Howard runs to inch closer to the goal line, Owens would run it in from one yard as TSU upped the margin to 17-7.

BCU was deep into TSU territory on its next drive but Jacob Williams came up with a play that would have huge ramifications later on as he stripped the ball from the runner and returned it 95 yards for a touchdown and a 24-7 lead. BCU would return the kickoff 61 yards to the TSU 32 but had to settle for a field goal as the score was now 24-10.

The Tigers went hurry up at the close of the half and was successful as Wilson found Jyrin Johnson for a 29-yard reception followed by a 13-yard Wilson run which set up a 41-yard Falkenburg field goal with no time remaining and a 27-10 halftime lead.

BCU would have a long drive to open the second half as they scored on a two-yard rushing touchdown on fourth down to trail 27-17 after the PAT. TSU punted on its first drive and the Wildcats inched closer to the Tigers with another long drive that ended in a touchdown as the score was 27-24 entering the fourth

quarter.

TSU's field goal attempt was blocked to open the fourth quarter but the TSU defense responded on the next drive as Michael Akins forced a sack which led to a Wildcat punt. The Tigers also punted but pinned the Wildcats deep in their own territory.

Three plays into its next drive, BCU committed a costly mistake as TSU's Xavier Player picked off the Wildcats at their own 4. Owens delivered the first knockout blow with a seven-yard touchdown run as TSU moved back ahead 34-24 following the PAT with 7:27 left.

Once again, the Wildcats put together another long drive and scored a touchdown to draw within 34-31 with 36 seconds left. The onside kick was unsuccessful but BCU still had a timeout as TSU was faced with a 3rd-and -6 with 24 seconds left.

Owens delivered the ultimate knockout blow as he broke free for a 51-yard run and TSU went into victory formation to hold on to the win.

TSU finished with 388 total offensive yards (199 R, 189 P) as Owens rushed for 163 yards on 19 attempts along with three touchdowns. Wilson passed for 189 yards while Leary caught six passes for 82 yards.

Jacob Williams led TSU with 13 tackles, 2.5 tackles for loss, two pass breakups, a forced fumble and fumble return for a score. Isaiah Bogerty followed with 12 stops, a tackle for loss and a half-sack. Elinus Noel added 10 tackles and two sacks from the defensive line spot.

BIG SHOES TO FILL

TSU fans will have to pull out their game brochures and refamiliarize themselves with several positions due to the departure of some key members.

The biggest hole on offense that will need to be addressed is the running back room as TSU has to replace **LaDarius Owens**.

Owens rewrote the TSU record book last season as he finished with 3,114 career rushing yards while also setting a single season record of 1,370 yards and compiling 24 rushing touchdowns, which ranks third all-time in TSU history. He also became the leader at TSU in all-time all-purpose yardage with 4,310 yards.

UNKIND ROAD

Since 2011, TSU football is 10-54 on the road as they've yet to have a winning season on the road during that span. Its best mark during that span occurred in 2022 as they finished 3-4.



TEXAS SOUTHERN

F O O T B A L L

TSU RECORD

Overall Record	3-6
Day Games	1-2
Night Games.....	2-4
TV Games	2-5
ESPN3	0-0
ESPNU.....	0-0
ESPN+.....	1-4
AT&T.....	0-0
Stadium	0-0
CW/HBCUGO	0-0
SWAC Digital Network.....	2-2
Scoring First	2-3
Opponent Scoring First	1-3
Leading at the Half	3-2
Trailing at the Half	0-3
Tied at the Half	0-1
Leading after Third Qt.....	3-2
Trailing after Third Qt.....	0-4
Tied after Third Qt.....	0-0
Overtime Games	0-1
Scoring less than 20 pt.....	0-4
Scoring 20+ points	3-2
Scoring 30+ Points	0-0
Allowing less than 20 points.....	3-0
Allowing 20+ points	0-4
Allowing 30+ points	0-4
Rushing for less than 100 yds.....	0-1
Rushing for over 100 yds.....	3-4
Rushing for 200+ yds.....	1-1
Passing for less than 200 yds.....	2-6
Passing for 200+ yds.....	0-0
Passing for 300+ yds.....	0-0
300+ yds of total offense.....	3-0
400+ yds of total offense	0-0
Allowing less than 100 yds rush.....	2-0
Allowing less than 300 yds off	3-1
Allowing 300+ yds total offense.....	0-5
Having a 100-yd rusher.....	1-1
Opp. has a 100-yd rusher	0-3
No turnovers.....	0-1
Less than 3 turnovers	2-6
More than 30:00 of possession.....	1-3
Less than 30:00 of possession	1-4
Wearing White Jerseys	1-4
Wearing Maroon Jerseys.....	1-0
Wearing Grey Jerseys	0-0
Wearing Black Jerseys.....	1-2

WANT TO BE A PRO?

PLAY FOR SOME

TSU's new coaching staff has a wide variety of backgrounds with several coaches having the opportunity to play in the NFL along with coaching in various professional leagues.

Head coach **Cris Dishman**, defensive coordinator **Billy Parker**, running backs coach **Kimble Anders**, linebackers coach **Derrick Mathews** and human performance director **Jonas Seawright** all played in the NFL.

Offensive coordinator **Steven Smith** is a former NFL assistant coach and former offensive coordinator in the XFL while quarterbacks coach **Zerrick Rollins** spent two seasons in the USFL as an assistant coach.

Anders and Mathews have firsthand experience against Rice as student-athletes as both played against the Owls while at the University of Houston.

QB SHUFFLE

The Oct. 12 game versus Southern saw another quarterback shuffle as TSU started **Jace Wilson** for the second time this season.

TSU has started a QB three consecutive games this year on one occasion. **KJ Cooper**, **Jace Wilson** and **Jordon Davis** have all started for TSU this year as Davis has three starts and Cooper one. Wilson started at Alcorn State last week and now has five starts on the year.

TSU has had 16 different players catch a pass on the season and has had six running backs receive carries on the season.

WELCOME BACK FLORIDA

This marks the third year TSU will play both Florida A&M and Bethune-Cookman since joining the SWAC. This will be a memorable feat as BCU has not played in Houston since 1981 when the teams played annually for several seasons while TSU will play at FAMU for the first time since the 2017 week 0 opener.

STAFF SHUFFLE (AGAIN)

The Tiger football team has been used to the offseason assistant coaching shuffle over the past few years. With a new head coach charge, the team will feature a little of old along with plenty of new entering the 2024 campaign.

The team will have a pair of new

coordinators in **Steven Smith** (offensive) and **Billy Parker** (defensive). Also new to the staff are **Matthew Passwaters** (defensive line), **Kimble Anders** (running backs), **Deshawn Haney** (tight ends), **Justin Sorrell** (human performance), **Jonas Seawright** (human performance) and **Harold Smith** (alumni relations). Returning to the staff from the previous season are **Jerwin Wilson** (assistant head coach), **Derrick Mathews** (linebackers), **Zerrick Rollins** (quarterbacks), **Charles Nichols** (chief of staff) and **Billy Owens** (offensive assistant).

SOLID BUILDING BLOCKS

TSU looks to have a great problem brewing as **KJ Cooper** made his TSU debut at quarterback Labor Day Weekend and passed for 180 yards and a touchdown in the win at Prairie View A&M.

Returning quarterback **Jace Wilson** also played Labor Day weekend and at Rice as Wilson was named the 2023 Newcomer of the Year by the SWAC. It marked the second time since 2019 that TSU has had a student-athlete achieve SWAC Newcomer of the Year honors.

QUINN NAMED SWAC NEWCOMER OF THE WEEK

TSU running back **Quintell Quinn** was named the SWAC's Newcomer of the Week on Sept. 23. The junior from Columbus, Ohio rushed for 149 yards on 23 carries as this marked his first start of the year and his second appearance of the season.

WILLIAMS NAMED SWAC CO-DEFENSIVE PLAYER OF THE WEEK

TSU defensive back **Javius Williams** was named the SWAC's Co-Defensive Player of the Week as he led the Tigers with nine tackles and three tackles for loss against Grambling State.

LEWIS NAMED SWAC SPECIALIST OF THE WEEK

TSU kick returner **Chaunzavia Lewis** was named the SWAC's Specialist of the Week as he recorded six returns for 230 yards including a 90-yard touchdown return at Florida A&M.



TEXAS SOUTHERN

FOOTBALL

GREEN NAMED SWAC NEWCOMER OF THE WEEK

TSU running back **Danny Green, Jr.** was named the SWAC's Newcomer of the Week on Sept. 3. The freshman from Dallas scored two key rushing touchdowns during the win over Prairie View A&M. He rushed for a total of 81 yards on 15 carries while averaging 5.4 yards per rush during his collegiate debut.

TIGERS ON THE TUBE

Tiger fans once again won't have issues finding what channel to watch Tiger football on as TSU is slated to appear on TV at least five times. TSU will have five games on ESPN+ as of press time.

TSU will also have several games on the SWAC Digital network and another on HBCUGO.

STRAHAN ON COLLEGE FOOTBALL HALL OF FAME 2025 BALLOT

TSU football alumnus **Michael Strahan** is on the 2025 College Football Hall of Fame Ballot.

Strahan first made his mark in the football world at TSU as he holds the single-season school record for sacks with 19 and a career record of 41.5. His extraordinary talent earned him multiple accolades, including being named two-time SWAC Defensive Player of the Year and Division I-AA (now considered FCS) Defensive Player of the Year.

NEW ATHLETIC STRENGTH & CONDITIONING FACILITY NOW OPEN

The TSU football team has a new place to train its new Athletic Strength and Conditioning Facility is now open.

The 6,600-square foot multimillion dollar facility was built on the former basketball court directly behind the current TSU Football Field House which is located near Alexander Durley Stadium. The facility will include new weights, offices for strength and conditioning staff, space for physical therapy, an area for students to receive counseling services and more.

FLYING TO SUCCESS

Three members of the TSU football team in **Josiah Hardman** and **Brian Booker** are students in TSU's aviation program with plans on becoming airline pilots.

UP NEXT

TSU closes out its 2024 schedule in Pine Bluff, Ark. at Simmons Bank Stadium.

BET YOU DIDN'T KNOW

- The entire nation had an opportunity to find out about Texas Southern University in 2019 as the university hosted the third Democratic presidential primary debate inside the H&PE Arena. President **Joe Biden** and VP **Kamala Harris** both participated in the event.

- TSU was formally established in 1947 with a mission to establish a credible college for African-American students.

- Texas Southern University (TSU) is one of the nation's largest historically black colleges and universities (HBCUs). TSU provides a first class educational experience, offering over 120 baccalaureate, masters and doctoral degree programs in nine schools and colleges. The University has assets exceeding \$250 million and currently has over 8,000 students enrolled.

- The Thurgood Marshall School of Law, was created as a consequence of a 1946 lawsuit brought by **Heman M. Sweatt**. Under the Texas Constitution, which required separate but equal treatment, Mr. Sweatt was refused admission to the University of Texas School of Law because he was black. As a result, the legislature provided for an interim and separate law school for Negroes.

- **Good Morning America** host and Pro Football Hall of Famer **Michael Strahan** played at TSU from 1989-92.

- Popular recording artist **Megan Thee Stallion** graduated in December of 2021 from Texas Southern.

- TSU recently was featured in the **BET College Hill Celebrity Edition** in the summer of 2022.



TEXAS SOUTHERN

FOOTBALL

RECAPS

GAME 1

TSU 27

Prairie View A&M 9

8/31/24

The Cris Dishman era started off on the right foot as Texas Southern ended a nine-game losing streak to Prairie View A&M by a dominant 27-9 margin inside Panther Stadium on Saturday.

Texas Southern held Prairie View A&M without an offensive touchdown for the first time since 2003.

TSU's first drive started off shaky as PVAMU recovered a TSU fumbled snap but the defense stood tall and held PVAMU to a field goal. Chaunzavia Lewis took the ensuing kickoff 43 yards and the Tigers were in business as KJ Cooper found Kerion Charlo for a first down. The drive would stall as TSU settled for a 40-yard field goal from Gustavo Romero as it was tied at 3-all early in the first quarter.

The TSU defense held its own after the next few drives and the offense rewarded them late in the first quarter as Cooper found AJ Bennett for a 41-yard gain. Four plays later, freshman Danny Green, Jr. scored his first collegiate touchdown to move TSU ahead 9-3 as Romero's PAT upped the score to 10-3. TSU's Keelen Cox forced a fumble on the ensuing drive and the Tigers added another field goal for a 13-3 margin with 2:21 remaining.

TSU forced another punt but couldn't capitalize offensively as PVAMU closed out the first half with a field goal to claw within 13-6. PVAMU changed quarterbacks to open the second half and found momentum as they marched deep into TSU territory but the defense held its ground and forced another PVAMU field goal as they led 13-9.

KJ Cooper took over on the next drive with a 30-yard run on 3rd-and-4 at the TSU 41 to the PVAMU 29. One play later, Cooper found Trent Leary in the endzone for a 20-9 score after the PAT.

The TSU defense rose to the occasion with several big stops as the fourth quarter clock ticked down and the offense added an exclamation mark as Green, Jr. scored from three yards out to cap off a five-play, 28-yard drive to solidify the contest.

The win marked the first time since 2014 the Durlay-Nicks trophy will reside in Houston. It also marked the second time in 12 seasons a first-year head coach at TSU captured a Labor Day Classic win in their TSU coaching debut.

GAME 2

Rice 69

TSU 7

9/7/24

A 38-point first half was too much for TSU to overcome as Rice claimed a 69-7 win inside Rice Stadium on Saturday night.

TSU would gain a first down via holding on its initial drive but couldn't get much going from that point as the Owls scored touchdowns on their first two drives. The TSU defense forced a Rice punt to open the second quarter but TSU couldn't capitalize offensively as they punted. Rice would respond on its next drive with a one-play, 34-yard touchdown strike to move ahead 21-0 after the PAT.

A pick-six by Rice on TSU's next offensive possession led to a 28-0 deficit and the Owls upped the margin to 35-0 on its next possession following a TSU punt. TSU's MJ Hinson came up with his first career interception late in the second quarter but the offense was forced to punt once again. Rice would close out the first half with a 15-play, 67-yard methodical drive which ended with a 25-yard field goal for a 38-0 margin.

Rice added four more touchdowns in the second half but TSU's Jordan Davis found freshman Kordell Rogers deep in the endzone with 14 seconds left in regulation for the lone touchdown of the night.

GAME 3

Lamar 20

TSU 17

9/21/24

FCS ranked No. 22 Lamar University scored a late touchdown with 1:05 left in the fourth quarter as TSU dropped a tough 20-17 decision at Cardinal Stadium on Saturday night.

Several new faces were in the starting lineup on TSU's opening drive as Quintell Quinn and Jordan Davis set the tone with the rushing attack as TSU moved all the way to Lamar 1. However, the drive stalled as TSU settled for a 20-yard Gustavo Romero field goal for a 3-0 first quarter lead.

The TSU defense played lights out in the first half as they forced two punts, an interception and fumble. TSU would make it a two-possession game with 1:05 left in the second quarter as Chaunzavia Lewis took a handoff and scored from seven yards out for a 10-0 lead after Romero's PAT.

Lamar flipped the field midway through the third quarter and scored its first touchdown and PAT at the five-minute mark as they trailed 10-7. TSU opened the fourth quarter with a missed field goal attempt from 51 yards and Lamar began to utilize the run as they converted two third down attempts and a fourth down conversion en route to a 13-10 lead as they PAT was missed.

TSU fought back and regained the momentum on its next drive as Jordan Davis connected with Kerion Charlo on a big 19-yard reception early on. From there it was the Quinn show as the newcomer rushed for 35 yards to move TSU into scoring position which was capped off by Lewis' six-yard scamper into the endzone with 3:48 left.

The final drive from Lamar was one that'll be used as a teaching moment from Coach Cris Dishman as TSU was whistled for a personal foul before a potential 4th-and-3 play at the LU 48 along with two offensive plays on fourth down with a little more than a minute remaining deep in its own territory. Lamar would score the go-ahead touchdown with 1:05 left as TSU's final drive never could get going due to sacks and penalties.

TSU finished with 278 yards of offense as 223 were via the ground and 55 via the air while the defense surrendered only 249 yards. Quinn led TSU with 149 yards on 23 carries while Davis rushed for 52 yards and passed for 55 yards on 6-of-10 passing. Newcomer Jeremy Ramirez had a 71-yard punt as he finished with a 53-yard average while Javius Williams had 11 stops followed by 10 from Josiah Hardman.

GAME 4

Jackson State 43

TSU 14

9/28/24

TSU couldn't get things going on Saturday evening the way they would've hoped as Jackson State claimed a 43-14 win inside Shell Energy Stadium before 13,173 fans.

TSU had a promising first drive with a pair of big plays but had couldn't keep the momentum as the drive ended with a punt. On JSU's second play of the game, Irv Mulligan had a 32-yard run followed by a pair of runs by several JSU players to move into scoring position. TSU's defense would buckle down and hold JSU to a field goal for a 3-0 margin.

Late in the first quarter, TSU's Keelan Cox forced a big fumble and TSU's Alex Bouldin recovered the ball at the JSU 49 but TSU couldn't capitalize offensively as they were forced to punt. Jackson State closed out the first quarter and opened the second quarter with a 16-play, 69-yard drive which spanned eight minutes as it culminated with a 38-yard field goal to lead 6-0.

TSU had a promising drive on its first possession of the second quarter but quarterback Jordan Davis was pressured on a pass attempt and attempted to throw the ball out of bounds but it landed in the hands of a JSU defender at the TSU 33. JSU took advantage of the momentum swing and scored quickly as quarterback Jacobian Morgan hit Tyquan Henderson for a 33-yard touchdown on the first play. The PAT was good as JSU led 13-0.

TSU made it to the JSU 29 on its next drive but was stopped on a 4th-and-1 attempt. The defense forced a JSU punt as the offense couldn't score en route to a 13-0 first half score.

JSU opened the second half with a big run to the 50 and converted a third and fourth down conversion to move into the redzone. Morgan would run it in from two yards out to up the margin to 20-0. TSU would punt once again and JSU upped the deficit to 27-0 on a quick two-play, 50-yard drive.

TSU opened the fourth with a Davis to Trent Leary 17-yard touchdown reception on 3rd-and-11 with 14:47 left. TSU picked up a turnover on downs on its next defensive play as the offense had success once again as Davis rushed in from four yards out to cap off a seven-play, 51-yard drive as TSU trailed 27-14. However, TSU couldn't stop the big play as JSU responded with a 72-yard Morgan run which put the game away as JSU added a blocked punt for a safety and a kickoff return for a score.

TSU finished with 223 yards of offense while JSU had 444. Davis passed for 115 yards on 13-of-25 passing while rushing for 33 yards and a touchdown. Isaiah Bogerty led TSU with 10 stops.



TEXAS SOUTHERN

FOOTBALL

RECAPS

GAME 5

TSU 28

VA Lynchburg 10

10/5/24

TSU returned to the winner's column as they knocked off Virginia University of Lynchburg 28-10 Saturday inside Durlley Stadium for Homecoming.

Texas Southern received the toss and wasted no time as Quintell Quinn rushed for 39 yards on the opening drive as he scored from 10 yards out en route to a 7-0 lead after Gustavo Romero's PAT. TSU's X'avier Allen blocked a punt following the first offensive possession by Virginia-Lynchburg and scored a touchdown for a 14-0 lead.

The scoring would cease until late in the second quarter but TSU found its way back to the scoreboard as Athean Renfro capped off a 10-play, 85-yard drive with a two-yard run up the middle for a 21-0 lead following the PAT.

The TSU defense opened the second half with an interception by Josiah Hardman but he fumbled on the tackle and Lynchburg's Ryan Sims picked up the fumble and recorded a 60-yard fumble return to cut the deficit to 21-7 after the PAT. TSU would get back on the scoreboard late in the third quarter as the defense stuffed Lynchburg on a 4th-and-1. Four plays later, Quinn rushed in from three yards out as TSU moved ahead 28-7.

The Dragons would add a field goal late to cease the scoring for both teams.

Quinn rushed for 116 yards and two touchdowns on 17 carries while Jordan Davis passed for 113 yards and rushed for 47. Javius Williams led TSU with seven tackles and 2.5 tackles for loss while MJ Hinson and Hardman had interceptions.

GAME 6

Southern 22

TSU 19

10/12/24

For the second straight year, TSU and Southern came down to overtime and SU prevailed with a field goal to claim an emotional 22-19 win Saturday night inside Shell Energy Stadium.

The game belonged to the defenses early on as TSU's defense struck first as MJ Hinson picked off the SU quarterback in the second quarter and ran in it from 18 yards out to lead 7-0 after Christian Avelar's PAT.

Late in the second quarter, TSU's Javius Williams sacked and stripped the SU quarterback and defensive end Michael Akins pounced on the ball to claim the ball at the SU 28. One play later, Trenton Leary rushed in from 28 yards out to give TSU a 14-0 lead following the PAT entering halftime.

SU had some offensive success to open the second half with two consecutive field goals to trail 14-6. On SU's third offensive drive, the Tigers were on the verge of getting off the field at their own 39 but TSU was whistled for roughing the kicker which extended the drive. SU would eventually score but missed the two-point conversion as they trailed 14-12 entering the final quarter.

TSU added a 38-yard field goal from Avelar midway in the fourth quarter to move ahead 17-12. Both teams would trade punts after but the TSU defense came up with a potential game-clinching play as Damarcus Thompson forced SU's Noah Bodden into an intentional grounding and safety in the endzone with 1:26 left.

Ahead 19-12, TSU couldn't get the game-clinching first down and had to punt but ended up shanking the punt which gave SU possession at the TSU 16 with 18 seconds left. SU scored on the opening play via the pass and converted the PAT to force overtime.

TSU missed a field goal attempt on the opening drive in overtime and SU converted its field goal attempt to claim the win.

TSU finished with 239 total yards of offense while Jace Wilson passed for 90 yards. Athean Renfro rushed for 49 yards while Leary caught seven passes for 59 yards. Umar Yaro had 11 tackles and a tackle for loss while breaking up a pass.

GAME 7

TSU 24

Grambling State 17

10/26/24

Quintell Quinn's two-yard touchdown run with 4:24 left broke a deadlocked game coupled with a clutch defensive stand as TSU defeated Grambling State 24-17 inside Shell Energy Stadium on Saturday night.

The TSU defense changed the game's trajectory early as they knocked out the GSU starting quarterback on the first drive and when the backup returned on its second drive, they added two more sacks to set the tone. At the close of the first quarter, TSU's Chaunzavia Lewis returned a punt 36 yards to the GSU 24 and three plays later, Jace Wilson scored from six yards out to give TSU a 7-0 lead.

The TSU defense would force two more punts but the offense threw an interception which gave GSU the ball at the TSU 46. GSU would get to the TSU 21 but the defense forced a field goal as the lead was 7-3 with 4:02 left in the half.

The Tigers were forced to start their next drive on its own 1-yard line after a kickoff return miscommunication. Wilson would convert a big 26-yard run on a 3rd-and-5 at their own 6 and another 17-yard run on 3rd-and-15 at their own 27. Two plays later, Wilson was forced to exit the game after his helmet came off and Jordon Davis was pressed into duty at quarterback. Davis made the most of his opportunity as he found a streaking Donald McKinney for a 49-yard strike with 11 seconds left. Gustavo Romero's PAT was good as TSU led 14-7 entering the half.

Grambling State controlled the third quarter as they scored on its first drive out of the half to get within 14-10. TSU was forced to punt after its first possession and GSU drove to the TSU 34 but missed a 51-yard field goal attempt. TSU only needed three plays to counter as Wilson connected with Trenton Leary for 32 yards to open the drive as Romero's 46-yard field goal upped the lead to 17-10 with 4:41 left.

Both teams would trade punts as the third quarter ended and the fourth quarter began. Grambling State would tie it at 17-all after a 10-play, 63-yard drive which saw them rush the ball seven times.

With the score tied at 17, TSU went to work as Quintell Quinn converted a key 3rd-and-1 at the TSU 34. Wilson completed two big passes to Jyrin Johnson and Leary for a combined total of 27 yards to move TSU to the GSU 49. Wilson would convert a big 14-yard run to the GSU 32 followed by an 11-yard Quinn rush to the GSU 12. Two plays later, Quinn rushed in from one-yard out to move TSU ahead for good.

The defense forced a punt on its next drive and the offense ran the clock out to seal the win and its first at Shell Energy Stadium this season.

TSU finished with 366 total yards of offense as they rushed for 189 yards and passed for 177. Wilson rushed for 78 yards and a touchdown while passing for 128 yards, Jyrin Johnson caught five passes for 60 yards while Javius Williams led the Tigers with nine tackles and three tackles for loss.

GAME 8

Florida A&M 52

TSU 28

11/2/24

A 21-point first half deficit created a hole too deep to overcome despite a valiant third quarter effort as Florida A&M defeated TSU 52-28 on Saturday.

FAMU converted a fourth down play on its first drive and used the momentum to score five plays later for an early 7-0 lead after the PAT. The score would remain the same until the second quarter as the Rattlers opened with a touchdown for a 14-0 lead following the PAT. Both teams would trade punts from that point but FAMU would find the end zone once again to close out the half ahead 21-0.

Two explosive FAMU plays to open the second half set the tone for another FAMU touchdown and a 28-0 deficit shortly after the opening drive. Chaunzavia Lewis would spark the Tigers with a 68-yard kickoff return as Quintell Quinn's 25-yard run moved the ball deep into the redzone. TSU would score its first touchdown of the game on Jace Wilson's pass to Donald McKinney for a 28-7 deficit.

Jayden Williams' interception gave the ball back to TSU and the Tigers overcame a slow start offensively with a big fourth-down touchdown conversion from Wilson to McKinney to trail 35-14 after the PAT. However, the momentum went back to FAMU after a 91-yard kickoff return but Lewis answered with a 90-yard return to keep TSU within two touchdowns at 35-21. FAMU would add two more scores to up the margin before a late Quinn touchdown run for the final score.

Quinn rushed for 71 yards and a touchdown on 15 attempts while McKinney caught two touchdowns. Jaymerson Darensbourg and Umar Yaro led TSU with 13 and eight tackles, respectively.



TEXAS SOUTHERN

FOOTBALL

RECAPS

GAME 9

Alcorn State 42

TSU 21

11/9/24

A 14-point third quarter swing was the difference as Alcorn State handed TSU a 42-21 road loss inside Spinks-Casem Stadium on Saturday afternoon.

The Tigers would strike first on the defensive side on ASU's first drive as Umar Yaro stripped the ball carrier and Jayden Williams scooped it up and returned the fumble 42 yards for the early score. The PAT was good as TSU claimed an early 7-0 lead. The lead was short-lived as ASU would answer two plays in as Xzavier Vaughn found Tyran Warren for a 60-yard bomb and a 7-7 tie after the PAT.

From there it turned into a defensive battle as both teams combined for five punts entering the midway point of the second quarter. With 10:15 left, TSU was on the verge of forcing another punt but the punt was whistled for an offside which kept the drive alive. From there, Vaughn was a thorn in TSU's side with both his feet and arm as he led the Braves down the field for a touchdown drive as it ended with him scoring from four yards out. The PAT was good as ASU led 14-7 with 5:10 left.

The Tigers would answer on the ensuing drive as Athean Renfro led the drive off with an 18-yard run. From there, it was all Jace Wilson with a variety of runs and passes as led TSU on a seven-play, 50-yard en route to a 14-all tie after the PAT. ASU was on the verge of another scoring drive but Gabe Smith's forced fumble returned the ball back to TSU as Umar Yaro jumped on it to preserve a 14-all halftime tie.

However, the entire flow of the game changed quickly in the third quarter as ASU scored on its first three drives of the half en route to a 21-point swing. TSU added a late touchdown in the final quarter but the damage was done as ASU earned the home win.

TSU finished with 176 total offensive yards as Jace Wilson passed for 120 yards and a touchdown on 16-of-29 attempts. Umar Yaro had a career-high 20 tackles followed by nine from Javius Williams.

GAME 10

Bethune-Cookman

TSU

11/16/24

GAME 11

TSU

UAPB

11/24/24



TEXAS SOUTHERN

FOOTBALL

OFFENSE

H-WR	2 5	KERIEN CHARLO, 5-9, 160, Jr. Rickey Evans, 5-9, 175, Fr.
LT	71 79	BRAEDEN CAIN, 6-5, 290, Fr. Ebuka Okafor, 6-5, 288, So.
LG	77 73	REGGIE NEAL, 6-7, 390, Jr. OR THOMAS BROWN, 6-3, 305, Sr.
C	68 67	MEHDI TORRENCE, 6-4, 335, R-Sr. Nick Cribbs, 6-2, 335, R-Jr.
RG	61 76	JAYDEN ADEBO, 6-1, 320, Jr. OR KAYLIN BRICE, 6-7, 360, So.
RT	79 69	EBUKA OKAFOR, 6-5, 288, So. Christopher Alexandre, 6-5, 325, So.
X-WR	12 8	TRENT LEARY, 5-9, 155, Jr. Donald McKinney, 6-4, 195, Gr.
TE	7 87 14	JYRIN JOHNSON, 6-4, 208, R-So. Joseph Bongono, 6-6, 250, Gr. Charles George, 6-3, 229, Jr.
Z-WR	4 2	AJ BENNETT, 6-2, 190, R-Sr. OR SAVION SIMS, 6-1, 195, So.
QB	10 16 13	KJ COOPER, 6-5, 215, Jr. OR JACE WILSON, 5-8, 178, Jr. JORDON DAVIS, 5-10, 185, R-FR.
RB	21 3 31	DANNY GREEN, 5-11, 195, Fr. OR DA'VEON FORD, 5-8, 178, R-Jr. OR QUINTELL QUINN, 6-1, 225, Jr.

DEFENSE

DE	1 9	STEPHON WRIGHT, 6-3, 280, Gr. Michael Akins, 6-2, 246, R-Jr.	
NT	90 95 92	SYNCERE MASSEY, 6-4, 295, So. THURMAN RAYBORN (6-1, 342, Sr.) Brian Booker, 6-3, 330, So.	OR
STUD	5 59	DAMARCUS THOMPSON, 6-4, 275, Sr. Walteze Champ, 6-0, 228, R-Fr.	
CAT	0 28	KEELAN COX, 6-4, 240, Gr. Gabe Smith, 6-3, 230, R-Sr.	
MIKE	19 44 11	JAYMERSON DARENSBOURG, 6-0, 180, Fr. OR ALEX BOULDIN (6-1, 235, R-Jr.) JACOB WILLIAMS, 6-1, 205, Sr.	OR
WILL	2 52	ISAIAH BOGERTY, 6-3, 215, Jr. OR UMAR YARO, 6-1, 230, R-So.	OR
SPUR	24 30	JAVIUS WILLIAMS, 6-0, 185, R-Sr. Marques Neal, 5-10, 175, So.	
CB	6 4 25	JAYDEN WILLIAMS, 6-1, 195, Gr. Xavier Player, 6-0, 175, Gr. Edric Whitley, 5-10, 165, Jr.	
SPUR	38 22	JOSIAH HARDMAN, 5-10, 182, Sr. Daylan Booker, 6-1, 170, Fr.	
FS	3 41	CANARY SIMMONS, 5-11, 175, Sr. Xavier Kately, 6-1, 200, R-Jr.	
CB	8 25	MJ HINSON, 6-0, 185, Jr. Edric Whitley, 5-10, 165, Jr.	

SPECIAL TEAMS

PK	86 17	GUSTAVO ROMERO, 5-10, 176, So. CHRISTIAN AVELAR, 5-7, 170, Jr.	PR/KR	12 0	TRENTON LEARY, 5-9, 155, Jr. CHAUNZAVIA LEWIS, 5-9, 155, R-Jr.
P	45 17	JEREMY RAMIREZ, 6-1, 220, R-So. Christian Avelar, 5-7, 170, Jr.	H	17 45	CHRISTIAN AVELAR, 5-7, 170, Jr. OR JEREMY RAMIREZ, 6-1, 220, R-So.
LS	53 43	SETH CARROLL, 5-9, 200, Jr. Athean Renfro, 5-6, 225, So.			



TEXAS SOUTHERN

FOOTBALL

THIS WEEK IN THE SWAC

	CONFERENCE		OVERALL		
EAST					
Jackson State	6-0	1.000	8-2	.800	W6
Alabama State	4-2	.667	5-4	.556	L1
Florida A&M	3-2	.600	5-4	.556	L1
Alabama A&M	2-3	.400	4-5	.444	W1
Bethune-Cookman	2-4	.333	2-8	.200	L1
Mississippi Valley State	0-6	.000	0-10	.000	L10
WEST					
Southern	5-1	.833	6-4	.600	W2
Alcorn State	4-2	.667	5-5	.500	W1
Prairie View A&M	3-3	.500	5-5	.500	W3
Grambling State	2-4	.333	5-5	.500	W1
Texas Southern	2-4	.333	3-6	.333	L2
Arkansas-Pine Bluff	2-4	.333	3-7	.300	L2

THIS WEEK'S SCHEDULE

NOVEMBER 16

Mississippi Valley State at Florida A&M, 12:00 p.m.
 Jackson State at Alabama State, 2:00 p.m.
 Alcorn State at Prairie View A&M, 2:00 p.m.
 Arkansas-Pine Bluff at Southern, 2:00 p.m.
 Bethune-Cookman at Texas Southern, 2:00 p.m.

LAST WEEK'S SCHEDULE

Alcorn State 42, Texas Southern 21
 Prairie View A&M 31, Florida A&M 12
 Grambling State 24, Alabama State 23
 Bethune-Cookman 23, Southern 25
 Alabama A&M 52, Arkansas-Pine Bluff 24
 Jackson State 51, Mississippi Valley State 14

2024 OPPONENTS

PRAIRIE VIEW A&M (5-5, 3-3 SWAC)

Last Week: Def. Florida A&M 31-12
 This Week: hosts Alcorn State

RICE (3-7, 2-5 AAC)

Last Week: Lost 27-20 at Memphis
 This Week: Open

LAMAR (5-5, 2-3 SOUTHLAND)

Last Week: Lost 41-20 at Incarnate Word
 This Week: hosts Nicholls State

JACKSON STATE (8-2, 6-0 SWAC)

Last Week: Def. MVSU 51-14
 This Week: at Alabama State

VA LYNCHBURG (3-7)

Last Week: Season Concluded
 This Week: Season Concluded

SOUTHERN (6-4, 5-1 SWAC)

Last Week: Def. BCU 25-23
 This Week: hosts UAPB

GRAMBLING STATE (5-5, 2-4 SWAC)

Last Week: Def. Alabama State 24-23
 This Week: Open

FLORIDA A&M (5-4, 3-2 SWAC)

Last Week: Lost 31-12 at Prairie View
 This Week: hosts Mississippi Valley

ALCORN STATE (5-5, 4-2 SWAC)

Last Week: Def. TSU 42-21
 This Week: at Prairie View A&M

BETHUNE-COOKMAN (2-8, 2-4 SWAC)

Last Week: Lost 25-23 at Southern
 This Week: at Texas Southern

UAPB (3-7, 2-4 SWAC)

Last Week: Lost 52-24 to AAMU
 This Week: at Southern



TEXAS SOUTHERN

FOOTBALL

CRIS DISHMAN HEAD COACH



Texas Southern University Vice President for Intercollegiate Athletics Dr. Kevin Granger announced in January the hiring of Cris Dishman as the 18th head football coach.

A two-time NFL Pro-Bowl selection, Dishman comes to TSU after 13 successful years in the NFL and 19 years of coaching experience at the collegiate and professional levels. After earning a Bachelor's degree in Criminal Justice from Purdue University, he was drafted by the Houston Oilers in 1988. Dishman played spent eight years with the Oilers, two years with the Washington Commanders and Kansas City Chiefs, his final season with the Minnesota Vikings.

"Cris Dishman is an experienced football coach whose accomplishments as a player and coach make him an excellent choice to lead our football program into the future," said Vice President for Intercollegiate Athletics Dr.

Kevin Granger. "Even more important, he is a man of character who, in his own words, 'seeks to make his players into better brothers, fathers, and husbands.' I appreciate the Board of Regents' bold, strategic approach to finding new opportunities to elevate Texas Southern University. I look forward to working with Coach Dishman to bring new levels of success to TSU Football."

Dishman comes to TSU after spending the last two seasons as Defensive Coordinator of the XFL's Las Vegas Vipers. Prior to joining the Vipers, he spent the 2022 season as the Defensive Coordinator for the United States Football League's New Jersey Generals. During his lone season with the Generals, the team boasted the top rushing defense in the USFL. His team also ranked second in rushing defense and interceptions, and third in scoring defense.

"The Board of Regents is thrilled to welcome Head Football Coach Cris Dishman to Texas Southern University," said TSU Board of Regents Chairman Brandon L. Simmons. "Coach Dishman is an experienced coach, professional football player, and businessman. We are excited to see his leadership lead to wins and his mentorship contribute to student success. We appreciate Dr. Granger and Interim President Dr. Mary Evans Sias' leadership of this deliberate process. This hire will be the first of many across our campus in 2024 that continue to improve the university's ability to deliver education and economic opportunity for TSU students."

TEXAS SOUTHERN

F O O T B A L L

He has coached defenses at the professional, collegiate, and prep levels. He entered coaching as the Defensive Back Coach for the NFL Europe's Berlin Thunder. He was a Defensive Back Intern for the Oakland Raiders (2005 and 2007), the Miami Dolphins (2006), and Arizona Cardinals (2017). From 2006-2008, he served as the Defensive Coordinator (Secondary) at Menlo College (NCAA Division III). He also served as the Assistant Defensive Back Coach for the San Diego Chargers (2008-2013). During his time with the Chargers, the passing defense improved from 31st in the NFL to 1st. He spent the 2015-2016 season as Safeties Coach at Baylor University. Dishman spent a season as the Defensive Back Coach of the Montreal Alouettes (CFL) before returning to the college ranks as Defensive Back Coach at McNeese State University. He was also the Defensive Back Coach of the XFL's New York Guardians (2019-2020), and he coached some of the top high school prospects as Defensive Coordinator of prep powerhouse IMG Academy.

"I want everyone in Tigerland to know that we're going to put together a good team, a good staff, and everyone has to do their job and be all in for TSU football," Dishman said.

Dishman and his wife Jennifer have four adult children.

THE DISHMAN FILE

PERSONAL

Birthdate: August 13, 1965
Hometown: Louisville, Ky.
Family: **Wife:** Jennifer
Children: 4

EDUCATION

High School: St. Francis DeSales HS, Louisville, Ky.
College: Purdue University '88 (B.A. Criminal Justice)

PLAYING EXPERIENCE

Wide Receiver St. Francis DeSales HS
 Cornerback Purdue University, 1983-88
 Houston Oilers, 1988-96 (NFL)
 Washington Redskins, 1996-98 (NFL)
 Kansas City Chiefs, 1998-99 (NFL)
 Minnesota Vikings, 1999-00 (NFL)


COACHING EXPERIENCE

2024-	Texas Southern (Head Coach)
2022-23	Las Vegas Vipers (Def. Coordinator)
2022	N.J. Generals (Def. Coordinator)
2020-21	IMG Academy (Def. Coordinator)
2019-20	NY Guardians (DB Coach)
2019	McNeese State (Safeties)
2018	Montreal Alouettes (DB Coach)
2018	Your Call Football (Secondary)
2017	Arizona Cardinals (DB Intern)
2015-16	Baylor University (Safeties)
2008-13	San Diego Chargers (Asst. DB)
2007	Oakland Raiders (DB Intern)
2006	Miami Dolphins (DB Intern)
2006-08	Menlo College (Def. Coordinator)
2005	Oakland Raiders (DB Intern)
2005	Berlin Thunder (DB Coach)



TEXAS SOUTHERN

FOOTBALL




STEVE SMITH
Offensive Coordinator



BILLY PARKER
Defensive Coordinator



JERWIN WILSON
Assistant HC/WR



DERRICK MATHEWS
NFL Liaison/LB



ZERRICK ROLLINS
Quarterbacks



MATT PASSWATERS
Defensive Line




HAROLD SMITH
Co-QB/Alumni




KIMBLE ANDERS
Running Backs



DESHAWN HANEY
Tight Ends



JUSTIN SORRELL
Dir. of Human Performance



JONAS SEAWRIGHT
Dir. of Human Performance



CHARLES NICHOLS
Chief of Staff



ANTHONY JOUBERT
Equipment



DEREK MORTON
Offensive Assistant




DANTE PROCTOR, JR
Offensive Assistant



TARIK WILLIAMS
Offensive Assistant



TIM WALTON
Defensive Assistant



JACK NANCE
Defensive Assistant



ISAAC WILLIAMS
Defensive Assistant

TEXAS SOUTHERN

F O O T B A L L

NUMERICAL ROSTER

NO.	NAME	POS.	HT.	WT.	CL.	HOMETOWN (PREVIOUS SCHOOL)
0	Keelan Cox	DL	6-4	240	Gr.	Houston, Texas (Wyoming)
0	Chaunzavia Lewis	RB	5-9	155	R-Jr.	Monroe, La. (South Plains College)
1	Roriyon Richardson	WR	6-0	188	So.	Humble, Texas (Summer Creek)
1	Stephon Wright	DE	6-3	280	Gr.	Los Angeles, Calif. (SMU)
2	Isaiah Bogerty	LB	6-3	215	Jr.	Stafford, Texas (Stafford)
2	Savion Sims	WR	6-1	195	Sr.	Missouri City, Texas (Elkins)
3	Da'Veon Ford	RB	5-8	178	R-Jr.	Houston, Texas (Notre Dame College)
3	Canary Simmons	S	5-11	175	Sr.	Houston, Texas (Bellaire)
4	AJ Bennett	WR	6-1	190	Gr.	Houston, Texas (Klein Collins)
4	Xavier Player	CB	6-0	175	Gr.	Cibolo, Texas (UTSA)
5	Ricky Evans	WR	5-9	175	Fr.	Dallas, Texas (South Oak Cliff)
5	Damarcus Thompson	DT	6-4	275	Sr.	Corcoran, Calif. (U. of Delaware)
6	Zyion Claville	WR	6-4	201	So.	Shreveport, La. (Louisiana Tech)
6	Jayden Williams	CB	6-1	195	Gr.	Riverside, Calif. (Miami (Ohio))
7	Jyrin Johnson	TE	6-4	210	Sr.	Sorrento, La. (East Ascension)
7	Perry Wells	TI	5-7	155	Sr.	Houston, Texas (North Shore)
8	Mikado "MJ" Hinson Jr.	CB	6-0	185	Fr.	College Station, Texas (Blinn College)
8	Donald McKinney	WR	6-4	195	Gr.	Los Angeles, Calif. (Western Illinois)
9	Michael Akins	DE	6-2	255	R-Jr.	New Iberia, La. (New Iberia)
9	Carter Barnes	QB	6-4	225	Fr.	Erie, Penn. (Erie)
10	KJ Cooper	QB	6-5	215	Jr.	El Paso, Texas (Minnesota State C&TC)
11	Jacob Williams	LB	6-0	210	Sr.	Fresno, Texas (Hightower)
12	Trenton Leary	WR	5-9	155	Jr.	Austin, Texas (LBJ)
13	Jordan Davis	QB	5-10	185	R-Fr.	Missouri City, Texas (Fort Bend Marshall)
14	Charles George, Jr.	TE	6-3	229	Jr.	Detroit, Mich. (Renaissance)
15	Kerien Charlo	WR	5-9	160	Jr.	Missouri City, Texas (Ridge Point)
16	Jace Wilson	QB	5-11	178	Jr.	Missouri City, Texas (Furman)
17	Christian Avelar	PK	5-7	170	Jr.	Huntsville, Texas (Blinn College)
18	Cornelius Banks	QB	6-3	195	Jr.	Houston, Texas (East Texas Baptist)
19	Jaymerson Darensbourg	LB	6-0	180	Fr.	Longview, Texas (Longview)
20	Justin White	RB	5-9	178	So.	Fort Worth, Texas (Doane University)
21	Danny Green Jr.	RB	5-11	195	Fr.	Dallas, Texas (South Oak Cliff)
22	Daylan Booker	S	6-1	170	Fr.	Dallas, Texas (Kimball)
23	Jacob Washington	RB	5-10	190	R-Fr.	Pearland, Texas (Shadow Creek)
24	Javius Williams	TI	6-0	190	R-Sr.	Dallas, Texas (Skyline)
25	Edric Whitley	CB	5-10	165	Jr.	Austin, Texas (Kilgore College)
26	Jonathan Lewis	RB	5-9	185	Jr.	Klein, Texas (Southern Arkansas)
27	Xavier Williams	CB	5-10	190	Fr.	Baton Rouge, La. (Clear Falls)
28	Gabe Smith	DE	6-3	230	R-Sr.	Austin, Texas (LBJ)
29	Giovonni Harper	DB	6-0	190	R-Jr.	Los Angeles, Calif. (San Jose State)
30	Marques Neal	CB	5-10	175	So.	Channelview, Texas (Channelview)
31	Quintell Quinn	RB	6-1	225	Jr.	Columbus, Ohio (Ohio)
32	Langston Howell	CB	5-10	185	Fr.	Dallas, Texas (North Forney)
33	Xavier Goynes	DB	6-1	151	R-Sr.	Crowley, Texas (Crowley)
35	Jaden Kinard	S	6-0	195	So.	Atlanta, Ga. (Clemson)
36	Dylan Thomas	TI	6-3	195	Fr.	La Marque, Texas (La Marque)
38	Josiah Hardman	TI	5-10	182	Sr.	Sanford, Fla. (Seminole)
39	Seth Carroll	LS	5-9	200	Jr.	Huntsville, Texas (East Texas Baptist)
40	Aaron Kizzee	LB	6-0	225	Fr.	Houston, Texas (Shadow Creek)
41	Xavier Kately	S	6-1	200	R-Jr.	St. Martinville, La. (St. Martinville)
42	Mehki Williams	LB	6-1	201	Fr.	Red Oak, Texas (Red Oak)
43	Athean Renfro	RB	5-9	225	So.	Beaumont, Texas (United)
44	Alex Bouldin	LB	6-1	235	R-Jr.	San Antonio, Texas (Wagner)
45	Jeremy Ramirez	K	6-1	220	R-So.	Rancho Cucamongo, Calif. (Mt SAC College)
46	Josef Aganbi	DE	6-3	230	Fr.	Austin, Texas (Lake Travis)



TEXAS SOUTHERN

FOOTBALL

NUMERICAL ROSTER

NO.	NAME	POS.	HT.	WT.	CL.	HOMETOWN (PREVIOUS SCHOOL)
47	X'Avier Allen	S	6-0	200	Gr.	Tyler, Texas (Erskine College)
48	TJ Woodley	RB	5-8	215	R-So.	St. Louis, Mo. (De Smet Jesuit)
49	Kaymon Bolden	CB	5-9	170	Fr.	Lawrenceville, Ga. (Mill Creek)
50	Ethan Cox	DT	6-0	232	So.	Houston, Texas (Alief Taylor)
51	Bryson Spriggs	LB	5-11	212	Fr.	Carrollton, Texas (Hebron)
52	Umar Yaro	LB	6-1	230	R-So.	Sugar Land, Texas (Kempner)
55	Kevin Granados	PK	6-0	186	So.	Princeton, Texas (Princeton)
56	Gabriel Martin	OL	6-3	320	Sr.	San Francisco, Calif. (College of San Mateo)
57	Preston Davis	LB	5-9	201	Fr.	Richmond, Texas (Bush)
58	Increase Oputa	DE	6-2	245	So.	Houston, Texas (McNeese State)
59	Walteze Champ	DE	6-0	228	So.	Homer, La. (Homer)
61	Jayden Adebo	OL	6-1	320	Sr.	Houston, Texas (Hastings)
66	Erick Zapata	OL	6-1	304	So.	Humble, Texas (Kingwood Park)
67	Nick Cribbs	OL	6-2	335	R-Jr.	Cumming, Ga. (Georgia Military College)
68	Mehdi Torrence	OL	6-5	310	R-Sr.	Houston, Texas (Clear Brook)
69	Christopher Alexandre	OL	6-5	325	So.	Fort Lauderdale, Fla. (Concord U.)
71	Braden Cain	OL	6-5	290	Fr.	Houston, Texas (George Ranch)
73	Thomas Brown	OL	6-3	305	Sr.	Shreveport, La. (Southern Shreveport)
74	CJ Marsh	OL	6-4	265	Sr.	Katy, Texas (Sam Houston State)
76	Kaylin Brice	OL	6-7	360	So.	Inglewood, Calif. (New Mexico Highlands)
77	Reggie Neal	OL	6-7	390	Jr.	Desoto, Texas (East Central University)
79	Ebuka Okafor	OL	6-5	288	So.	Houston, Texas (Alief Taylor)
80	Rodney Johnson	WR	5-9	170	Jr.	Houston, Texas (Trine U.)
81	Javon Buckley	WR	5-10	160	So.	DeRidder, La. (Cy Fair)
82	Justin Wilson	WR	5-9	160	Fr.	Humble, Texas (Summer Creek)
84	Kordell Rodgers	TE	6-3	220	Fr.	Houston, Texas (Summer Creek)
85	Samuel Sereal	WR	6-2	190	Fr.	Houston, Texas (Clear Creek)
86	Gustavo Romero	PK	5-10	176	So.	Cypress, Texas (Cy Falls)
87	Joseph Bongono	TE	6-6	250	Gr.	Beltsville, Md. (Delaware State)
90	Syncere Massey	DT	6-4	195	So.	Fort Worth, Texas (Abilene Christian)
91	Chandler Magee	DT	6-0	270	So.	Houston, Texas (Langham Creek)
92	Brian Booker	DL	6-3	330	So.	Mansfield, Texas (Lake Ridge)
94	David Walker	DL	6-0	265	R-Fr.	Richmond, Texas (George Ranch)
95	Thurman Rayborn	DT	6-1	342	Sr.	Memphis, Tenn. (NW Mississippi CC)
97	Quintin Cook	DT	6-3	256	R-Fr.	New Iberia, La. (New Iberia)
99	Rolland Trent	DT	6-2	247	Sr.	Beaumont, Texas (United)
	Nicholas Cole	LB	6-0	190	R-Jr.	Fort Worth, Texas (All Saints)
	Neco Davis	WR	6-1	190	Fr.	Galveston, Texas (Galveston Ball)
	Zyon Davis	WR	5-8	165	Fr.	Buford, Ga. (Mountain View)
	Malik High	CB	5-7	160	Fr.	Douglasville, Ga. (New Manchester)
	Kamal Jabari	WR	6-4	205	Fr.	Los Angeles, Calif. (Shorter U.)
	Shawn Pomatto	QB	6-4	220	Fr.	San Diego, Calif. (Otay Ranch)
	Tyler Wesley	DE	6-1	240	Fr.	Olive Branch, Miss. (Olive Branch)
	Marcus Willis	WR	5-7	160	Fr.	Shreveport, La. (Huntington)

Head Coach:	Cris Dishman	Dir. of Human Performance:	Justin Sorrell
Offensive Coordinator/OL:	Steve Smith	Dir. of Human Performance/DL:	Jonas Seawright
Defensive Coordinator/Secondary:	Billy Parker	Offensive Assistant/ST:	Billy Owens
Assistant HC/WR/Recruiting:	Jerwin Wilson	Alumni Relations/QB:	Harold Smith
NFL Liaison/Linebackers:	Derrick Mathews	Equipment Manager:	Anthony Joubert
QB/Pass Game Coordinator:	Zerrick Rollins	Student Assistant:	Isaac Williams
Defensive Line:	Matthew Passwaters	Offensive Assistant:	Derek Morton
Running Backs:	Kimble Anders	Offensive Assistant:	Dante Proctor, Jr.
Tight Ends:	DeShawn Haney	Offensive Assistant:	Tarik Williams
Chief Of Staff:	Charles Nichols	Defensive Assistant:	Jack Nance
		Defensive Assistant:	Tim Walton



TEXAS SOUTHERN

F O O T B A L L

ALPHABETICAL ROSTER

NO	NAME	NO	NAME	NO	NAME
1	Jayden Adebo	33	Xavier Goynes	85	Samuel Sereal
46	Josef Aganbi	55	Kevin Granados	3	Canary Simmons
9	Michael Akins	38	Josiah Hardman	2	Savion Sims
69	Christopher Alexandre	29	Giovonni Harper	28	Gabe Smith
47	X'Avier Allen		Malik High	51	Bryson Spriggs
17	Christian Avelar	32	Langston Howell	36	Dylan Thomas
18	Cornelius Banks		Kamal Jabari	5	Damarcus Thompson
9	Carter Barnes	7	Jyrin Johnson	68	Mehdi Torrence
4	AJ Bennett	80	Rodney Johnson	99	Rolland Trent
2	Isaiah Bogerty	76	Dennis Jones	94	David Walker
49	Kaymon Bolden	8	Mikado Hinson Jr.	23	Jacob Washington
87	Joseph Bongono	14	Charles George, Jr.	7	Perry Wells
22	Daylan Booker	21	Danny Green Jr.		Tyler Wesley
92	Brian Booker	41	Xavier Kately	20	Justin White
44	Alex Bouldin	35	Jaden Kinard	25	Edric Whitley
76	Kaylin Brice	40	Aaron Kizzee	6	Jayden Williams
73	Thomas Brown	12	Trenton Leary	11	Jacob Williams
81	Javon Buckley	0	Chaunzavia Lewis	24	Javius Williams
71	Braden Cain	26	Jonathan Lewis	27	Xavier Williams
39	Seth Carroll	91	Chandler Magee	42	Mehki Williams
59	Walteze Champ	74	CJ Marsh		Marcus Willis
15	Kerien Charlo	56	Gabriel Martin	16	Jace Wilson
6	Zyion Claville	90	Syncere Massey	82	Justin Wilson
	Nicholas Cole	8	Donald McKinney	48	TJ Woodley
97	Quintin Cook	30	Marques Neal	1	Stephon Wright
10	KJ Cooper	77	Reggie Neal	52	Umar Yaro
50	Ethan Cox	79	Ebuka Okafor	66	Erick Zapata
0	Keelan Cox	58	Increase Oputa		
67	Nick Cribbs	4	Xavier Player		
19	Jaymerson Darensbourg		Shawn Pomatto		
13	Jordon Davis	31	Quintell Quinn		
57	Preston Davis	45	Jeremy Ramirez		
	Neco Davis	95	Thurman Rayborn		
	Zyon Davis	43	Athean Renfro		
5	Ricky Evans	1	Roriyon Richardson		
3	Da'Veon Ford	84	Kordell Rogers		
		86	Gustavo Romero		





2024-25 Texas Southern Football Combined Team Statistics All games

Team Results

	Date	Opponent		Score	Att.
*	08/31/2024	at Prairie View	W	27-9	13206
	09/07/2024	at Rice	L	7-69	17760
	09/21/2024	at Lamar University	L	17-20	8443
*	09/28/2024	Jackson St.	L	14-43	13173
	10/05/2024	Virginia-Lynchburg	W	28-10	7000
*	10/12/2024	Southern U.	Lot1	19-22	14007
*	10/26/2024	Grambling	W	24-17	10029
*	11/02/2024	at Florida A&M	L	28-52	23271
*	11/09/2024	at Alcorn	L	21-42	2112

Rushing

Player	gp	att	gain	loss	net	avg	td	lg	avg/g
Quintell Quinn	8	90	488	8	480	5.3	4	37	60.0
Danny Green, Jr.	5	32	159	5	154	4.8	2	22	30.8
Athean Renfro	9	34	151	12	139	4.1	1	27	15.4
Jordon Davis	5	52	233	98	135	2.6	1	18	27.0
Jace Wilson	6	43	200	86	114	2.7	2	29	19.0
Chaunzavia Lewis	8	22	100	12	88	4.0	2	26	11.0
Da'Veon Ford	7	30	91	11	80	2.7	0	7	11.4
KJ Cooper	2	6	52	0	52	8.7	0	30	26.0
Trenton Leary	9	8	38	7	31	3.9	1	28	3.4
Charles George	9	1	11	0	11	11.0	0	11	1.2
Kerien Charlo	9	2	9	0	9	4.5	0	6	1.0
Jonathan Lewis	7	1	2	0	2	2.0	0	2	0.3
Darmarcus Thompson	9	1	0	4	-4	-4.0	0	0	-0.4
Justin Wilson	4	2	3	8	-5	-2.5	0	3	-1.3
Team	9	7	3	34	-31	-4.4	0	0	-3.4
Total	9	332	1540	285	1255	3.8	13	37	139.4
Opponents	9	331	1894	192	1702	5.1	19	72	189.1

Passing

Player	gp	effic	comp-att-int	pct	yds	td	lg	avg/g
Jace Wilson	6	87.8	47-96-3	49.0	398	3	32	66.3
Jordon Davis	5	118.9	36-62-2	58.1	379	3	49	75.8
KJ Cooper	2	129.0	19-29-0	65.5	180	1	41	90.0
Total	9	104.5	102-187-5	54.5	957	7	49	106.3
Opponents	9	121.8	144-248-7	58.1	1578	12	60	175.3

Receiving

Player	gp	no.	yds	avg	td	lg	avg/g
Trenton Leary	9	30	284	9.5	2	32	31.6
Jyrin Johnson	9	18	170	9.4	0	26	18.9
Kerien Charlo	9	12	123	10.3	0	20	13.7
Donald McKinney	4	8	126	15.8	3	49	31.5
Da'Veon Ford	7	8	57	7.1	0	37	8.1
Kordell Rodgers	9	5	42	8.4	2	12	4.7
Savion Sims	7	4	42	10.5	0	18	6.0
AJ Bennett	6	4	76	19.0	0	41	12.7
Chaunzavia Lewis	8	4	7	1.8	0	6	0.9
Zyion Claville	5	2	13	6.5	0	8	2.6
Roriyon Richardson	1	2	9	4.5	0	8	9.0
Joseph Bongono	8	1	6	6.0	0	6	0.8
Jayden Adebo	8	1	-4	-4.0	0	0	-0.5
KJ Cooper	2	1	4	4.0	0	4	2.0
Danny Green, Jr.	5	1	9	9.0	0	9	1.8
Athean Renfro	9	1	-7	-7.0	0	0	-0.8
Total	9	102	957	9.4	7	49	106.3
Opponents	9	144	1578	11.0	12	60	175.3

Game Records

Record	Overall	Home	Away	Neutral
ALL GAMES	3-6	2-2	1-4	0-0
CONFERENCE	2-4	1-2	1-2	0-0
NON-CONFERENCE	1-2	1-0	0-2	0-0

Team Statistics

	TSU	OPP
First Downs	134	170
Rushing	70	80
Passing	47	77
Penalty	17	13
Rushing Yardage	1255	1702
Rushing attempts	332	331
Average per rush	3.8	5.1
Average per game	139.4	189.1
TDs Rushing	13	19
Passing Yardage	957	1578
Comp-Att-Int	102-187-5	144-248-7
Average per pass	5.1	6.4
Average per catch	9.4	11.0
Average per game	106.3	175.3
TDs Passing	7	12
Total offense	2212	3280
Average per play	4.3	5.7
Average per game	245.8	364.4
Kick returns: #-Yards	37-860	33-843
Punt returns: #-Yards	12-88	19-66
Int returns: #-Yards	7-89	5-120
Fumbles-Lost	10-3	13-8
Penalties-Yards	61-480	75-787
Punts-Avg	53-34.1	35-39.6
Time of possession / game	31:45	30:29
3rd-down conversion	33/113	45/112
4rd-down conversion	4/12	7/11
PAT-attempts	(24-24) 100%	(33-34) 97%
2-point conversion-attempts	(0-0) 0%	(0-1) 0%

Interceptions

Player	no.	yds	avg	td	lg
MJ Hinson	3	23	7.7	1	18
Jayden Williams	1	34	34.0	0	34
Xavier Kately	1	4	4.0	0	4
Canary Simmons	1	0	0.0	0	0
Josiah Hardman	1	28	28.0	0	30
Total	7	89	12.7	1	34
Opponents	5	120	24.0	1	47



2024-25 Texas Southern Football Combined Team Statistics All games

Field Goals

Player	fg	pct.	01-19	20-29	30-39	40-49	50-99	lg	blk
Gustavo Romero	4-9	44.4	0-0	2-2	0-1	2-3	0-3	46	1
Christian Avelar	1-2	50.0	0-0	0-0	1-1	0-1	0-0	38	0
Opponents	13-14	92.9	1-1	3-3	6-6	3-3	0-1	47	0

Scoring

Player	td	fg	PAT						pts
			kick	rush	rcv	pass	dxp	saf	
Gustavo Romero	-	4-9	19-19	-	-	-	-	-	31
Quintell Quinn	4	-	-	-	-	-	-	-	24
Donald McKinney	3	-	-	-	-	-	-	-	18
Trenton Leary	3	-	-	-	-	-	-	-	18
Chaunzavia Lewis	3	-	-	-	-	-	-	-	18
Jace Wilson	2	-	-	-	-	-	-	-	12
Danny Green, Jr.	2	-	-	-	-	-	-	-	12
Kordell Rodgers	2	-	-	-	-	-	-	-	12
Christian Avelar	-	1-2	5-5	-	-	-	-	-	8
Jayden Williams	1	-	-	-	-	-	-	-	6
X'Avier Allen	1	-	-	-	-	-	-	-	6
Jordon Davis	1	-	-	-	-	-	-	-	6
MJ Hinson	1	-	-	-	-	-	-	-	6
Athean Renfro	1	-	-	-	-	-	-	-	6
Darmarcus Thompson	-	-	-	-	-	-	-	1	2
Total	24	5-11	24-24	0	0	0	0	1	185
Opponents	35	13-14	33-34	0	0	0	0	1	284

Score by Periods

Team	1st	2nd	3rd	4th	OT	TOT
Texas Southern	27	45	38	54	0	185
Opponents	27	54	88	70	3	284

Punting

Player	no.	yds	avg	lg	tb	fc	i20	50+	blk
Jeremy Ramirez	36	1339	37.2	71	2	11	13	2	2
Christian Avelar	15	470	31.3	47	1	2	1	0	0
Team	2	0	0.0	0	0	0	0	0	0
Total	53	1809	34.1	71	3	13	14	2	2
Opponents	35	1386	39.6	67	2	10	11	5	1

Punt Returns

Player	no.	yds	avg	td	lg
Chaunzavia Lewis	10	77	7.7	0	36
X'Avier Allen	1	11	11.0	1	0
Marques Neal	1	0	0.0	0	0
Total	12	88	7.3	1	36
Opponents	19	66	3.5	0	15

Kick Returns

Player	no.	yds	avg	td	lg
Chaunzavia Lewis	22	601	27.3	1	90
Trenton Leary	7	138	19.7	0	36
Kordell Rodgers	4	48	12.0	0	24
Keelan Cox	2	46	23.0	0	33
Joseph Bongono	1	26	26.0	0	26
Justin Wilson	1	1	1.0	0	1
Total	37	860	23.2	1	90
Opponents	33	843	25.5	2	91

All Purpose

Player	g	rush	rcv	pr	kr	ir	total	avg/g
Chaunzavia Lewis	8	88	7	77	601	0	773	96.6
Quintell Quinn	8	480	0	0	0	0	480	60.0
Trenton Leary	9	31	284	0	138	0	453	50.3
Jyrin Johnson	9	0	170	0	0	0	170	18.9
Danny Green, Jr.	5	154	9	0	0	0	163	32.6
Da'Veon Ford	7	80	57	0	0	0	137	19.6
Jordon Davis	5	135	0	0	0	0	135	27.0
Kerien Charlo	9	9	123	0	0	0	132	14.7
Athean Renfro	9	139	-7	0	0	0	132	14.7
Donald McKinney	4	0	126	0	0	0	126	31.5
Jace Wilson	6	114	0	0	0	0	114	19.0
Kordell Rodgers	9	0	42	0	48	0	90	10.0
AJ Bennett	6	0	76	0	0	0	76	12.7
KJ Cooper	2	52	4	0	0	0	56	28.0
Keelan Cox	9	0	0	0	46	0	46	5.1
Savion Sims	7	0	42	0	0	0	42	6.0
Jayden Williams	8	0	0	0	0	34	34	4.3
Joseph Bongono	8	0	6	0	26	0	32	4.0
Josiah Hardman	7	0	0	0	0	28	28	4.0
MJ Hinson	9	0	0	0	0	23	23	2.6
Zyion Claville	5	0	13	0	0	0	13	2.6
X'Avier Allen	9	0	0	11	0	0	11	1.2
Charles George	9	11	0	0	0	0	11	1.2
Roriyon Richardson	1	0	9	0	0	0	9	9.0
Xavier Kately	9	0	0	0	0	4	4	0.4
Jonathan Lewis	7	2	0	0	0	0	2	0.3
Darmarcus Thompson	9	-4	0	0	0	0	-4	-0.4
Jayden Adebo	8	0	-4	0	0	0	-4	-0.5
Justin Wilson	4	-5	0	0	1	0	-4	-1.0
Total	9	1255	957	88	860	89	3249	361.0
Opponents	9	1702	1578	66	843	120	4309	478.8

Total Offense

Player	g	plays	rush	pass	total	avg/g
Jordon Davis	5	114	135	379	514	102.8
Jace Wilson	6	139	114	398	512	85.3
Quintell Quinn	8	90	480	0	480	60.0
KJ Cooper	2	35	52	180	232	116.0
Danny Green, Jr.	5	32	154	0	154	30.8
Athean Renfro	9	34	139	0	139	15.4
Chaunzavia Lewis	8	22	88	0	88	11.0
Da'Veon Ford	7	30	80	0	80	11.4
Trenton Leary	9	8	31	0	31	3.4
Charles George	9	1	11	0	11	1.2
Kerien Charlo	9	2	9	0	9	1.0
Jonathan Lewis	7	1	2	0	2	0.3
Darmarcus Thompson	9	1	-4	0	-4	-0.4
Justin Wilson	4	2	-5	0	-5	-1.3
Total	9	519	1255	957	2212	245.8
Opponents	9	579	1702	1578	3280	364.4



**2024-25 Texas Southern Football
Combined Team Statistics
All games**

Team Defense

##	Player	gp	Tackles			tfl/yds	Sacks	Pass defense			Fumbles		blkd	
			ua	a	tot		no-yds	int-yds	brup	qbh	fr-yds	ff	kick	saf
24	Javius Williams	9	38	30	68	8.5-34	1-13	.	3	1	.	3	.	.
52	Umar Yaro	8	28	22	50	2-4	.	.	1	2	1-0	1	.	.
3	Canary Simmons	9	27	17	44	2.5-5	.	1-0	2
90	Syncere Massey	9	12	24	36	1.5-1
0	Keelan Cox	9	14	17	31	7-25	4-17	.	1	2	.	2	.	.
2	Isaiah Bogerty	5	11	20	31	2.5-5	1-1	.	1
38	Josiah Hardman	7	16	15	31	.	.	1-28
8	MJ Hinson	9	20	11	31	.	.	3-23	5
19	Jaymerson Darensbourg	8	14	17	31	1.5-3	.	.	.	1
41	Xavier Kately	9	18	9	27	0.5-0	.	1-4	1
5	Darmarcus Thompson	9	9	17	26	3-17	2-16	.	1	1	1-0	.	.	1
6	Jayden Williams	8	14	7	21	0.5-1	.	1-34	3	.	1-42	.	.	.
92	Brian Booker	9	11	10	21	3-6	.	.	1	2
9	Michael Akins	9	8	12	20	2.5-12	2-10	.	.	.	1-0	.	.	.
1	Stephon Wright	8	7	8	15	4-25	1-11	.	.	.	1-0	1	.	.
44	Alex Bouldin	3	7	8	15	1-0	.	.	.
25	Edric Whitley	8	12	2	14	1-2	.	.	5
95	Thurman Rayborn	9	4	7	11
33	Xavier Goynes	7	5	4	9
4	Xavier Player	5	7	1	8	.	.	.	2
28	Gabe Smith	6	3	5	8	3-20	2-17	.	1	.	.	1	.	.
26	Jonathan Lewis	7	6	1	7
11	Jacob Williams	1	5	2	7	1-9	1-9
14	Charles George	9	2	5	7	0.5-0
47	X'Avier Allen	9	3	3	6	1	.
30	Marques Neal	7	1	5	6
84	Kordell Rodgers	9	4	2	6
94	David Walker	4	1	4	5
35	Jaden Kinard	2	2	1	3
39	Seth Carroll	7	2	.	2
61	Jayden Adebo	8	2	.	2
43	Athean Renfro	9	1	1	2
49	Kaymon Boldon	4	2	.	2
80	Rodney Johnson	2	1	.	1
3	Da'Veon Ford	7	1	.	1
12	Trenton Leary	9	1	.	1
13	Jordon Davis	5	1	.	1
59	Walteze Champ	5	.	1	1	0.5-1
45	Jeremy Ramirez	7	1	.	1
46	Josef Aganbi	1	1	.	1
48	TJ Woodley	1	.	1	1
82	Justin Wilson	4	1
16	Jace Wilson	6	1-0	.	.	.
86	Gustavo Romero	8
	Totals	9	324	289	613	45-170	14-94	7-89	28	9	8-42	10	1	1
	Opponents	9	309	264	573	63-300	23-175	5-120	21	11	3-99	7	3	1



**2024-25 Texas Southern Football
Individual Statistics
All games**

Rushing

Player	gp	att	gain	loss	net	avg	td	lg	avg/g
Quintell Quinn	8	90	488	8	480	5.3	4	37	60.0
Danny Green, Jr.	5	32	159	5	154	4.8	2	22	30.8
Athean Renfro	9	34	151	12	139	4.1	1	27	15.4
Jordon Davis	5	52	233	98	135	2.6	1	18	27.0
Jace Wilson	6	43	200	86	114	2.7	2	29	19.0
Chaunzavia Lewis	8	22	100	12	88	4.0	2	26	11.0
Da'Veon Ford	7	30	91	11	80	2.7	0	7	11.4
KJ Cooper	2	6	52	0	52	8.7	0	30	26.0
Trenton Leary	9	8	38	7	31	3.9	1	28	3.4
Charles George	9	1	11	0	11	11.0	0	11	1.2
Kerien Charlo	9	2	9	0	9	4.5	0	6	1.0
Jonathan Lewis	7	1	2	0	2	2.0	0	2	0.3
Thurman Rayborn	9	1	0	0	0	0.0	0	0	0.0
Darmarcus Thompson	9	1	0	4	-4	-4.0	0	0	-0.4
Justin Wilson	4	2	3	8	-5	-2.5	0	3	-1.3
Team	9	7	3	34	-31	-4.4	0	0	-3.4
Total	9	332	1540	285	1255	3.8	13	37	139.4
Opponents	9	331	1894	192	1702	5.1	19	72	189.1

Passing

Player	gp	effic	comp-att-int	pct	yds	td	lg	avg/g
Jace Wilson	6	87.8	47-96-3	49.0	398	3	32	66.3
Jordon Davis	5	118.9	36-62-2	58.1	379	3	49	75.8
KJ Cooper	2	129.0	19-29-0	65.5	180	1	41	90.0
Total	9	104.5	102-187-5	54.5	957	7	49	106.3
Opponents	9	121.8	144-248-7	58.1	1578	12	60	175.3

Receiving

Player	gp	no.	yds	avg	td	lg	avg/g
Trenton Leary	9	30	284	9.5	2	32	31.6
Jyrin Johnson	9	18	170	9.4	0	26	18.9
Kerien Charlo	9	12	123	10.3	0	20	13.7
Donald McKinney	4	8	126	15.8	3	49	31.5
Da'Veon Ford	7	8	57	7.1	0	37	8.1
Kordell Rodgers	9	5	42	8.4	2	12	4.7
Savion Sims	7	4	42	10.5	0	18	6.0
AJ Bennett	6	4	76	19.0	0	41	12.7
Chaunzavia Lewis	8	4	7	1.8	0	6	0.9
Zyion Claville	5	2	13	6.5	0	8	2.6
Roriyon Richardson	1	2	9	4.5	0	8	9.0
Joseph Bongono	8	1	6	6.0	0	6	0.8
Jayden Adebo	8	1	-4	-4.0	0	0	-0.5
KJ Cooper	2	1	4	4.0	0	4	2.0
Danny Green, Jr.	5	1	9	9.0	0	9	1.8
Athean Renfro	9	1	-7	-7.0	0	0	-0.8
Total	9	102	957	9.4	7	49	106.3
Opponents	9	144	1578	11.0	12	60	175.3

Punt Returns

Player	no.	yds	avg	td	lg
Chaunzavia Lewis	10	77	7.7	0	36
X'Avier Allen	1	11	11.0	1	0
Marques Neal	1	0	0.0	0	0
Total	12	88	7.3	1	36
Opponents	19	66	3.5	0	15

Interceptions

Player	no.	yds	avg	td	lg
MJ Hinson	3	23	7.7	1	18
Jayden Williams	1	34	34.0	0	34
Xavier Kately	1	4	4.0	0	4
Canary Simmons	1	0	0.0	0	0
Josiah Hardman	1	28	28.0	0	30
Total	7	89	12.7	1	34
Opponents	5	120	24.0	1	47

Kick Returns

Player	no.	yds	avg	td	lg
Chaunzavia Lewis	22	601	27.3	1	90
Trenton Leary	7	138	19.7	0	36
Kordell Rodgers	4	48	12.0	0	24
Keelan Cox	2	46	23.0	0	33
Joseph Bongono	1	26	26.0	0	26
Justin Wilson	1	1	1.0	0	1
Total	37	860	23.2	1	90
Opponents	33	843	25.5	2	91

Fumbles Recovered

Player	no.	yds	avg	td	lg
Jayden Williams	1	42	42.0	1	42
Stephon Wright	1	0	0.0	0	0
Alex Bouldin	1	0	0.0	0	0
Michael Akins	1	0	0.0	0	0
Jace Wilson	1	0	0.0	0	0
Umar Yaro	1	0	0.0	0	0
Darmarcus Thompson	1	0	0.0	0	0
Total	8	42	5.3	1	42
Opponents	3	99	33.0	1	60



**2024-25 Texas Southern Football
Individual Statistics
All games**

Scoring

Player	td	fg	PAT						pts
			kick	rush	rcv	pass	dxp	saf	
Gustavo Romero	-	4-9	19-19	-	-	-	-	-	31
Quintell Quinn	4	-	-	-	-	-	-	-	24
Donald McKinney	3	-	-	-	-	-	-	-	18
Trenton Leary	3	-	-	-	-	-	-	-	18
Chaunzavia Lewis	3	-	-	-	-	-	-	-	18
Jace Wilson	2	-	-	-	-	-	-	-	12
Danny Green, Jr.	2	-	-	-	-	-	-	-	12
Kordell Rodgers	2	-	-	-	-	-	-	-	12
Christian Avelar	-	1-2	5-5	-	-	-	-	-	8
Jayden Williams	1	-	-	-	-	-	-	-	6
X'Avier Allen	1	-	-	-	-	-	-	-	6
Jordon Davis	1	-	-	-	-	-	-	-	6
MJ Hinson	1	-	-	-	-	-	-	-	6
Athean Renfro	1	-	-	-	-	-	-	-	6
Darmarcus Thompson	-	-	-	-	-	-	-	1	2
Total	24	5-11	24-24	0	0	0	0	1	185
Opponents	35	13-14	33-34	0	0	0	0	1	284

Total Offense

Player	g	plays	rush	pass	total	avg/g
Jordon Davis	5	114	135	379	514	102.8
Jace Wilson	6	139	114	398	512	85.3
Quintell Quinn	8	90	480	0	480	60.0
KJ Cooper	2	35	52	180	232	116.0
Danny Green, Jr.	5	32	154	0	154	30.8
Athean Renfro	9	34	139	0	139	15.4
Chaunzavia Lewis	8	22	88	0	88	11.0
Da'Veon Ford	7	30	80	0	80	11.4
Trenton Leary	9	8	31	0	31	3.4
Charles George	9	1	11	0	11	1.2
Kerien Charlo	9	2	9	0	9	1.0
Jonathan Lewis	7	1	2	0	2	0.3
Darmarcus Thompson	9	1	-4	0	-4	-0.4
Justin Wilson	4	2	-5	0	-5	-1.3
Team	9	0	-31	0	-31	-3.4
Total	9	519	1255	957	2212	245.8
Opponents	9	579	1702	1578	3280	364.4

Field Goals

Player	fg	pct.	01-19	20-29	30-39	40-49	50-99	lg	blk
Gustavo Romero	4-9	44.4	0-0	2-2	0-1	2-3	0-3	46	1
Christian Avelar	1-2	50.0	0-0	0-0	1-1	0-1	0-0	38	0
Opponents	13-14	92.9	1-1	3-3	6-6	3-3	0-1	47	0

Punting

Player	no.	yds	avg	lg	tb	fc	i20	50+	blk
Jeremy Ramirez	36	1339	37.2	71	2	11	13	2	2
Christian Avelar	15	470	31.3	47	1	2	1	0	0
Team	2	0	0.0	0	0	0	0	0	0
Total	53	1809	34.1	71	3	13	14	2	2
Opponents	35	1386	39.6	67	2	10	11	5	1

FG Sequence

Team Name	Texas Southern	Opponents
Prairie View	54,(21),(40)	(47),(37),(16)
Lamar University	(20),53,51	
Virginia-Lynchburg	34,43	(32)
Southern U.	(38),41	(26),(40),(34)
Grambling	(46)	(38),51
Rice		(25),(44)
Jackson St.		(26),(38)
Florida A&M		(39)

Kickoffs

Player	no.	yds	avg	tb	ob	retn	net	ydIn
Gustavo Romero	35	2067	59.1	3	0			
Jeremy Ramirez	4	185	46.3	0	1			
Kordell Rodgers	1	61	61.0	0	0			
Total	40	2313	57.8	3	1	15	34.3	30
Opponents	56	3278	58.5	15	0	15	35.7	29

Numbers in (parentheses) indicate field goal was made



**2024-25 Texas Southern Football
Individual Statistics
All games**

All Purpose

Player	g	rush	rcv	pr	kr	ir	total	avg/g
Chaunzavia Lewis	8	88	7	77	601	0	773	96.6
Quintell Quinn	8	480	0	0	0	0	480	60.0
Trenton Leary	9	31	284	0	138	0	453	50.3
Jyrin Johnson	9	0	170	0	0	0	170	18.9
Danny Green, Jr.	5	154	9	0	0	0	163	32.6
Da'Veon Ford	7	80	57	0	0	0	137	19.6
Jordon Davis	5	135	0	0	0	0	135	27.0
Kerien Charlo	9	9	123	0	0	0	132	14.7
Athean Renfro	9	139	-7	0	0	0	132	14.7
Donald McKinney	4	0	126	0	0	0	126	31.5
Jace Wilson	6	114	0	0	0	0	114	19.0
Kordell Rodgers	9	0	42	0	48	0	90	10.0
AJ Bennett	6	0	76	0	0	0	76	12.7
KJ Cooper	2	52	4	0	0	0	56	28.0
Keelan Cox	9	0	0	0	46	0	46	5.1
Savion Sims	7	0	42	0	0	0	42	6.0
Jayden Williams	8	0	0	0	0	34	34	4.3
Joseph Bongono	8	0	6	0	26	0	32	4.0
Josiah Hardman	7	0	0	0	0	28	28	4.0
MJ Hinson	9	0	0	0	0	23	23	2.6
Zyion Claville	5	0	13	0	0	0	13	2.6
X'Avier Allen	9	0	0	11	0	0	11	1.2
Charles George	9	11	0	0	0	0	11	1.2
Roriyon Richardson	1	0	9	0	0	0	9	9.0
Xavier Kately	9	0	0	0	0	4	4	0.4
Jonathan Lewis	7	2	0	0	0	0	2	0.3
Darmarcus Thompson	9	-4	0	0	0	0	-4	-0.4
Jayden Adebo	8	0	-4	0	0	0	-4	-0.5
Justin Wilson	4	-5	0	0	1	0	-4	-1.0
Team	9	-31	0	0	0	0	-31	-3.4
Total	9	1255	957	88	860	89	3249	361.0
Opponents	9	1702	1578	66	843	120	4309	478.8



**2024-25 Texas Southern Football
Overall Defense Statistics
All games**

Team Defense

##	Player	gp	Tackles				tfl/yds	Sacks no-yds	Pass defense			Fumbles		blkd	
			ua	a	tot	no-yds			int-yds	brup	qbh	fr-yds	ff	kick	saf
24	Javius Williams	9	38	30	68	8.5-34	1-13	.	3	1	.	3	.	.	
52	Umar Yaro	8	28	22	50	2-4	.	.	1	2	1-0	1	.	.	
3	Canary Simmons	9	27	17	44	2.5-5	.	1-0	2	
90	Syncere Massey	9	12	24	36	1.5-1	
19	Jaymerson Darensbourg	8	14	17	31	1.5-3	.	.	.	1	
8	MJ Hinson	9	20	11	31	.	.	3-23	5	
38	Josiah Hardman	7	16	15	31	.	.	1-28	
0	Keelan Cox	9	14	17	31	7-25	4-17	.	1	2	.	2	.	.	
2	Isaiah Bogerty	5	11	20	31	2.5-5	1-1	.	1	
41	Xavier Kately	9	18	9	27	0.5-0	.	1-4	1	
5	Darmarcus Thompson	9	9	17	26	3-17	2-16	.	1	1	1-0	.	.	1	
6	Jayden Williams	8	14	7	21	0.5-1	.	1-34	3	.	1-42	.	.	.	
92	Brian Booker	9	11	10	21	3-6	.	.	1	2	
9	Michael Akins	9	8	12	20	2.5-12	2-10	.	.	.	1-0	.	.	.	
44	Alex Bouldin	3	7	8	15	1-0	.	.	.	
1	Stephon Wright	8	7	8	15	4-25	1-11	.	.	.	1-0	1	.	.	
25	Edric Whitley	8	12	2	14	1-2	.	.	5	
95	Thurman Rayborn	9	4	7	11	
33	Xavier Goynes	7	5	4	9	
4	Xavier Player	5	7	1	8	.	.	.	2	
28	Gabe Smith	6	3	5	8	3-20	2-17	.	1	.	.	1	.	.	
11	Jacob Williams	1	5	2	7	1-9	1-9	
26	Jonathan Lewis	7	6	1	7	
14	Charles George	9	2	5	7	0.5-0	
30	Marques Neal	7	1	5	6	
84	Kordell Rodgers	9	4	2	6	
47	X'Avier Allen	9	3	3	6	1	.	
94	David Walker	4	1	4	5	
35	Jaden Kinard	2	2	1	3	
43	Athean Renfro	9	1	1	2	
49	Kaymon Boldon	4	2	.	2	
39	Seth Carroll	7	2	.	2	
61	Jayden Adebo	8	2	.	2	
59	Walteze Champ	5	.	1	1	0.5-1	
13	Jordon Davis	5	1	.	1	
80	Rodney Johnson	2	1	.	1	
12	Trenton Leary	9	1	.	1	
45	Jeremy Ramirez	7	1	.	1	
46	Josef Aganbi	1	1	.	1	
48	TJ Woodley	1	.	1	1	
3	Da'Veon Ford	7	1	.	1	



2024-25 Texas Southern Football
Overall Defense Statistics
All games

##	Player	gp	Tackles				Sacks	Pass defense			Fumbles		blkd	
			ua	a	tot	tfl/yds	no-yds	int-yds	brup	qbh	fr-yds	ff	kick	saf
16	Jace Wilson	6	1-0	.	.	.
82	Justin Wilson	4	1
Totals		9	324	289	613	45-170	14-94	7-89	28	9	8-42	10	1	1
Opponents		9	309	264	573	63-300	23-175	5-120	21	11	3-99	7	3	1



**2024-25 Texas Southern Football
Overall Team Statistics
All games**

Team Statistics

	TSU	OPP
Scoring	185	284
Points per game	20.6	31.6
Points Off Turnovers	14	14
First Downs	134	170
Rushing	70	80
Passing	47	77
Penalty	17	13
Rushing Yardage	1255	1702
Yards gained rushing	1540	1894
Yards lost rushing	285	192
Rushing attempts	332	331
Average per rush	3.8	5.1
Average per game	139.4	189.1
TDs Rushing	13	19
Passing Yardage	957	1578
Comp-Att-Int	102-187-5	144-248-7
Average per pass	5.1	6.4
Average per catch	9.4	11.0
Average per game	106.3	175.3
TDs Passing	7	12
Total offense	2212	3280
Total plays	519	579
Average per play	4.3	5.7
Average per game	245.8	364.4
Kick returns: #-Yards	37-860	33-843
Punt returns: #-Yards	12-88	19-66
Int returns: #-Yards	7-89	5-120
Kick return average	23.2	25.5
Punt return average	7.3	3.5
Int return average	12.7	24.0
Fumbles-Lost	10-3	13-8
Penalties-Yards	61-480	75-787
Average per game	53.3	87.4
Punts-Yards	53-1809	35-1386
Average per punt	34.1	39.6
Net punt average	31.9	35.9
Kickoffs-Yards	40-2313	56-3278
Average per kick	57.8	58.5
Net kick average	34.3	35.7
Time of possession / game	31:45	30:29
3rd-down conversion	33/113	45/112
3rd-down pct	29%	40%
4rd-down conversion	4/12	7/11



2024-25 Texas Southern Football
Overall Team Statistics
All games

	TSU	OPP
4rd-down pct	33%	64%
Sacks by-Yards	14-94	23-175
Misc Yards	0	0
Touchdowns scored	24	35
Field goals - attempts	5-11	13-14
On-Side kicks	0-0	0-0
Red-zone scores	(20-24) 83%	(28-30) 93%
Red-zone touchdowns	(17-24) 71%	(20-30) 67%
PAT-attempts	(24-24) 100%	(33-34) 97%
2-point conversion-attempts	(0-0) 0%	(0-1) 0%
Attendance	44209	64792
Games / Avg per game	4/11052	5/12958
Neutral site games	-	0/0

Score by Periods

Team	1st	2nd	3rd	4th	OT	TOT
Texas Southern	27	45	38	54	0	185
Opponents	27	54	88	70	3	284



2024-25 Texas Southern Football
Team Game Highs
All games

Texas Southern - Game Highs

RUSHES	49	at Lamar University (09/21/2024)
YARDS RUSHING	223	at Lamar University (09/21/2024)
YARDS PER RUSH	5.7	Virginia-Lynchburg (10/05/2024)
TD RUSHES	3	Virginia-Lynchburg (10/05/2024)
PASS ATTEMPTS	30	Southern U. (10/12/2024)
PASS COMPLETIONS	19	at Prairie View (08/31/2024)
YARDS PASSING	180	at Prairie View (08/31/2024)
YARDS PER PASS	9.3	Grambling (10/26/2024)
TD PASSES	2	at Florida A&M (11/02/2024)
TOTAL PLAYS	66	at Prairie View (08/31/2024)
TOTAL OFFENSE	366	Grambling (10/26/2024)
YARDS PER PLAY	6.5	Virginia-Lynchburg (10/05/2024)
POINTS	28	at Florida A&M (11/02/2024)
	28	Virginia-Lynchburg (10/05/2024)
SACKS BY	5	at Prairie View (08/31/2024)
FIRST DOWNS	20	Grambling (10/26/2024)
PENALTIES	14	at Lamar University (09/21/2024)
PENALTY YARDS	94	at Lamar University (09/21/2024)
TURNOVERS	2	at Rice (09/07/2024)
PUNTS	10	at Rice (09/07/2024)
PUNTING AVG	53.0	at Lamar University (09/21/2024)
LONG PUNT	71	at Lamar University (09/21/2024)
PUNTS INSIDE 20	4	Southern U. (10/12/2024)
LONG PUNT RETURN	36	Grambling (10/26/2024)



2024-25 Texas Southern Football
Individual Game Highs
All games

Texas Southern - Individual Game Highs

RUSHES	23	Quintell Quinn at Lamar University (09/21/2024)
YARDS RUSHING	149	Quintell Quinn at Lamar University (09/21/2024)
TD RUSHES	2 2 2	Quintell Quinn vs Virginia-Lynchburg (10/05/2024) Chaunzavia Lewis at Lamar University (09/21/2024) Danny Green, Jr. at Prairie View (08/31/2024)
LONG RUSH	37	Quintell Quinn at Lamar University (09/21/2024)
PASS ATTEMPTS	30	Jace Wilson vs Southern U. (10/12/2024)
PASS COMPLETIONS	19	KJ Cooper at Prairie View (08/31/2024)
YARDS PASSING	180	KJ Cooper at Prairie View (08/31/2024)
TD PASSES	2	Jace Wilson at Florida A&M (11/02/2024)
LONG PASS	49	Jordon Davis vs Grambling (10/26/2024)
RECEPTIONS	7	Trenton Leary vs Southern U. (10/12/2024)
YARDS RECEIVING	60	Jyrin Johnson vs Grambling (10/26/2024)
TD RECEPTIONS	2	Donald McKinney at Florida A&M (11/02/2024)
LONG RECEPTION	49	Donald McKinney vs Grambling (10/26/2024)
PUNTS	10	Christian Avelar at Rice (09/07/2024)
PUNTING AVG	53.0	Jeremy Ramirez at Lamar University (09/21/2024)
LONG PUNT	71	Jeremy Ramirez at Lamar University (09/21/2024)
PUNTS INSIDE 20	4	Jeremy Ramirez vs Southern U. (10/12/2024)
LONG PUNT RETURN	36	Chaunzavia Lewis vs Grambling (10/26/2024)
LONG KICKOFF RETURN	90	Chaunzavia Lewis at Florida A&M (11/02/2024)
TACKLES	20	Umar Yaro at Alcorn (11/09/2024)
SACKS	2 2	Darmarcus Thompson vs Grambling (10/26/2024) Keelan Cox at Prairie View (08/31/2024)
TACKLES FOR LOSS	3	Javius Williams vs Grambling (10/26/2024)



**2024-25 Texas Southern Football
Team Match Lows
All games**

Texas Southern - Game Lows

RUSHES	29	at Alcorn (11/09/2024)
YARDS RUSHING	38	at Rice (09/07/2024)
YARDS PER RUSH	1.1	at Rice (09/07/2024)
TD RUSHES	0	at Rice (09/07/2024)
PASS ATTEMPTS	10	at Lamar University (09/21/2024)
PASS COMPLETIONS	5	at Florida A&M (11/02/2024)
YARDS PASSING	49	at Rice (09/07/2024)
YARDS PER PASS	2.6	at Rice (09/07/2024)
TD PASSES	0	Southern U. (10/12/2024)
	0	Virginia-Lynchburg (10/05/2024)
	0	at Lamar University (09/21/2024)
TOTAL PLAYS	47	at Florida A&M (11/02/2024)
TOTAL OFFENSE	87	at Rice (09/07/2024)
YARDS PER PLAY	1.6	at Rice (09/07/2024)
POINTS	7	at Rice (09/07/2024)
SACKS BY	0	at Alcorn (11/09/2024)
	0	at Lamar University (09/21/2024)
	0	at Rice (09/07/2024)
FIRST DOWNS	7	at Florida A&M (11/02/2024)
PENALTIES	2	at Prairie View (08/31/2024)
PENALTY YARDS	25	at Prairie View (08/31/2024)
INTERCEPTIONS BY	0	at Alcorn (11/09/2024)
	0	Grambling (10/26/2024)
	0	Jackson St. (09/28/2024)
	0	at Prairie View (08/31/2024)
PUNTS	2	Virginia-Lynchburg (10/05/2024)
	2	at Lamar University (09/21/2024)
PUNTING AVG	28.1	at Rice (09/07/2024)
LONG PUNT	35	at Rice (09/07/2024)
PUNTS INSIDE 20	0	at Florida A&M (11/02/2024)
	0	at Lamar University (09/21/2024)
	0	at Rice (09/07/2024)
LONG PUNT RETURN	0	at Florida A&M (11/02/2024)
	0	Virginia-Lynchburg (10/05/2024)
	0	Jackson St. (09/28/2024)
	0	at Rice (09/07/2024)



2024-25 Texas Southern Football
Game Results
All games

Team Results

	Date	Opponent		Score	Overall	Conf	Time	Attend
*	08/31/2024	at Prairie View	W	27-9	1-0	1-0	3:41	13206
	09/07/2024	at Rice	L	7-69	1-1	1-0	3:33	17760
	09/21/2024	at Lamar University	L	17-20	1-2	1-0	3:08	8443
*	09/28/2024	Jackson St.	L	14-43	1-3	1-1	3:20	13173
	10/05/2024	Virginia-Lynchburg	W	28-10	2-3	1-1	3:20	7000
*	10/12/2024	Southern U.	Lot1	19-22	2-4	1-2	3:45	14007
*	10/26/2024	Grambling	W	24-17	3-4	2-2	0:00	10029
*	11/02/2024	at Florida A&M	L	28-52	3-5	2-3	3:34	23271
*	11/09/2024	at Alcorn	L	21-42	3-6	2-4	3:20	2112



**2024-25 Texas Southern Football
Red-Zone Results
All games**

Texas Southern Inside Opponent Red-Zone

Date	Opponent	Score	Times In RZ	Times Scored	Total Pts	Rush TDs	Pass TDs	FGs Made	Failed to score inside RZ						
									FGA	Down	Int	Fumb	Half	Game	
08/31/2024	at Prairie View	W 27-9	3	3	17	2	2	0	1	1	0	0	0	0	0
09/07/2024	at Rice	L 7-69	1	1	7	1	0	1	0	0	0	0	0	0	0
09/21/2024	at Lamar University	L 17-20	3	3	17	2	2	0	1	1	0	0	0	0	0
09/28/2024	Jackson St.	L 14-43	2	2	14	2	1	1	0	0	0	0	0	0	0
10/05/2024	Virginia-Lynchburg	W 28-10	6	3	21	3	3	0	0	2	1	0	0	0	0
10/12/2024	Southern U.	L 19-22	1	1	3	0	0	0	1	0	0	0	0	0	0
10/26/2024	Grambling	W 24-17	3	2	14	2	2	0	0	0	0	0	0	1	0
11/02/2024	at Florida A&M	L 28-52	3	3	21	3	1	2	0	0	0	0	0	0	0
11/09/2024	at Alcorn	L 21-42	2	2	14	2	1	1	0	0	0	0	0	0	0
Totals 20 of 24 (83.3%)			24	20	128	17	12	5	3	4	1	0	0	1	0

Opponents Inside Texas Southern Red-Zone

Date	Opponent	Score	Times In RZ	Times Scored	Total Pts	Rush TDs	Pass TDs	FGs Made	Failed to score inside RZ						
									FGA	Down	Int	Fumb	Half	Game	
08/31/2024	Prairie View	W 27-9	2	1	3	0	0	0	1	1	0	0	0	0	0
09/07/2024	Rice	L 7-69	5	5	31	4	3	1	1	1	0	0	0	0	0
09/21/2024	Lamar University	L 17-20	3	3	20	3	2	1	0	0	0	0	0	0	0
09/28/2024	Jackson St.	L 14-43	4	4	20	2	1	1	2	0	0	0	0	0	0
10/05/2024	Virginia-Lynchburg	W 28-10	1	1	3	0	0	0	1	0	0	0	0	0	0
10/12/2024	Southern U.	L 19-22	3	3	12	1	1	0	2	0	0	0	0	0	0
10/26/2024	Grambling	W 24-17	1	1	7	1	1	0	0	0	0	0	0	0	0
11/02/2024	Florida A&M	L 28-52	6	6	38	5	1	4	1	1	0	0	0	0	0
11/09/2024	Alcorn	L 21-42	5	4	28	4	4	0	0	0	0	0	1	0	0
Totals 28 of 30 (93.3%)			30	28	162	20	13	7	8	3	0	0	1	0	0