



WEEK 5 → SEPT. 28

TEXAS SOUTHERN FOOTBALL

54 NFL/AFL DRAFT PICKS | 2 NFL HALL OF FAMERS | 78 YEARS OF EXCELLENCE



TIGERS TO PLAY ON CAMPUS SATURDAY FOR HOMECOMING

VIRGINIA UNIVERSITY OF LYNCHBURG at TEXAS SOUTHERN
SATURDAY, OCT. 5 • 2 P.M. • DURLEY STADIUM • HOUSTON, TEXAS

THE NUMBERS

Record	1-3	Record	0-5
SWAC	1-1	TBA	0-0
Non-Conf.	0-2	Non-Conf.	0-5
Home	0-1	Home	0-0
Away	1-2	Away	0-5
National Ranking	N/A	National Ranking	N/A
Points Scored	65	Points Scored	23
Points Allowed	141	Points Allowed	254
Passing Yards	99.7	Passing Yards	113.5
Rushing Yards	132.0	Rushing Yards	-11.3
TDs Rush/Pass	5/3	TDs Rush/Pass	1/2
Total Offense	231.8	Total Offense	102.3
Total Defense	365.8	Total Defense	423.3

THE COACHES

CRIS DISHMAN	TIM NEWMAN
Alma Mater: Purdue '88	Alma Mater: Johnson C. Smith '86
At TSU 1st Season 1-3 (.250)	At VUL 4th Season 5-33 (.123)
As a Head Coach: 1st Season 1-3 (.250)	As a Head Coach: 4th Season 5-33 (.123)
vs. VUL 0-0	vs. TSU 0-0

SERIES HISTORY

Last VUL Win: N/A
Last TSU Win: N/A
Current Win Streak: N/A
Biggest Margin of Victory (VUL): N/A
Biggest Margin of Victory (TSU): N/A
Longest Winning Streak (VUL): N/A
Longest Winning Streak (TSU): N/A

• Texas Southern returns to action on Saturday as they'll host Virginia University of Lynchburg at 2 p.m. for Homecoming inside Durley Stadium.

• Saturday's contest will feature live audio on KTSU 90.9 FM and will be shown live on the SWAC Digital Network.

• TSU is coming off a 43-14 loss to Jackson State. Last weekend's game marked the first this season TSU started the same quarterback for two straight games.

• TSU is in the midst of a four-game home stand which runs from Sept. 28-Oct. 26. TSU has yet to leave the state of Texas.

• TSU will face Virginia University of Lynchburg for the first time ever. VUL is a member of the NCCAA and restarted football in 2011 after stopping play in 1954. Known as "road warriors," VUL has yet to play a home game this season with its first home game on Oct. 19.

• This marks the fifth time since 2019 and sixth since 2008 TSU will host a home game on campus at Durley Stadium.

• TSU had six players earn preseason All-SWAC honors as linebacker **Jacob Williams** earned first team honors while defensive end **Michael Akins**, offensive lineman **Mehdi Torrence**, linebacker **Isaiah Bogerty**, quarterback **Jace Wilson** and defensive back **Javius Williams** earned second team honors.

• TSU was picked to finish sixth in the SWAC West. The Tigers have to replace all-time leading rusher **LaDarius Owens** at running back as they return five starters on offense and eight on defense.

• TSU currently ranks fourth overall in total defense in the SWAC (365.8) but has struggled offensively as they rank last with 231.8 yards per game.

• Linebacker **Jacob Williams** is coming off a career season with 106 tackles and eight sacks. TSU has not had back-to-back 100-plus tacklers since linebacker **Kevin Harris** from 1988-90. Williams was TSU's first 100-plus tackler since 2004.

• **Cris Dishman** is the 18th head coach in the history of Texas Southern Football. Dishman inherits a tough task as the program has only had 28 winning seasons in 77 years of existence and hasn't recorded a winning season since 2000.

1ST & 10

SERIES HISTORY

Overall.....N/A
Points Scored.....N/A

TELEVISION: SWAC DIGITAL NETWORK

Play-by-PlayCharles Bishop
AnalystCharles Porter

RADIO: KTSU 90.9 FM

Play-by-PlayDevan Wade
AnalystLary "Chattabox" Hale

SOCIAL MEDIA: #TXSO

Twitter@TSUFOOTBALL/TXSOTIGERS
Instagram@TXSUFOOTBALL

SERIES RESULTS

Year	W/L	Stadium Site	Score
N/A			

2024 SCHEDULE

Aug. 31	PRAIRIE VIEW A&M*	W, 27-9
Sept. 7	at Rice	L, 69-7
Sept. 21	at Lamar	L, 20-17
Sept. 28	JACKSON STATE*	L, 43-14
Oct. 5	VA LYNCHBURG (HC)	2 p.m.
Oct. 12	SOUTHERN*	6 p.m.
Oct. 26	GRAMBLING STATE*	6 p.m.
Nov. 2	at Florida A&M*	2 p.m.
Nov. 9	at Alcorn State*	2 p.m.
Nov. 16	BETHUNE-COOKMAN*	2 p.m.
Nov. 23	at Arkansas-Pine Bluff*	2 p.m.

TSU SID OFFICE

3100 Cleburne Street
Houston, TX 77004
Sports Information Director: Ryan McGinty
Phone: (713) 313-6829
Email: ryan.mcginity@tsu.edu



TEXAS SOUTHERN

F O O T B A L L

SPORTS INFORMATION / MEDIA POLICIES

THE TEAMS

INTERVIEWS & POLICIES

Department Overview

The Texas Southern Office Of Sports Information is located in the H&PE Building located at the corner of Blodgett and Ennis Street on the campus of Texas Southern. The main number is 713-313-6829.

SWAC Weekly Teleconference

The weekly head football coaches teleconference for the Southwestern Athletic Conference begins Monday, Aug. 26 and continues each Monday through Nov. 25. Each teleconference is scheduled from 10 a.m. to Noon (Central). Contact a.roberts@swac.org for access.

DATES FOR 2023 TELECONFERENCES:

Aug. 26 • Sept. 2 • Sept. 9 • Sept. 16 • Sept. 23 • Oct. 7 • Oct. 14 • Oct. 21 • Oct. 28 • Nov. 4 • Nov. 11 • Nov. 18 • Nov. 25

The schedule is as follows:

10:00 -- SWAC News
10:05 -- Connell Maynor AAMU
10:15 -- Eddie Robinson, Jr., Alabama State
10:25 -- Cedric Thomas Alcorn State
10:35 -- Raymond Woodie, Bethune-Cookman
10:45 -- James Colzie, Florida A&M
10:55 -- Mickey Joseph, GSU
11:05 -- Alonzo Hampton, UAPB
11:15 -- Kendrick Wade, MVSU
11:25 -- Bubba McDowell, PVAMU
11:35 -- Terrence Graves, Southern
11:45 -- **Cris Dishman, TSU**
11:55 -- TC Taylor, JSU

PRACTICE COVERAGE

All practices are closed to the public, and only the first 20 minutes of the workout will be open for members of accredited media outlets. Media members wishing to attend the beginning or conclusion of practice (interviews only) should contact the SID office for exact starting times and location.

ADDITIONAL INTERVIEWS

In addition to Monday's SWAC Media Teleconference, head coach **Cris Dishman** will be available for in-person or phone interviews on Tuesday's during a specified window. All interview requests must be coordinated through the TSU Sports Information Office **24 hours** in advance. Student-athlete's phone numbers will not be given out. Coaches and student-athletes are not available for interviews the day before a game or on gameday unless arrangements are made in advance.

PRESS CREDENTIALS

Media credentials and parking passes may be obtained by emailing or calling the Department of Sports Information. Requests should be made no later than 48 hours prior to the scheduled contest. All requests are screened to ensure a working pressbox with priority given to daily newspapers, radio/TV sports directors and other media who cover the Tigers and their opponents on a regular basis.

MEDIA WILL CALL

Credentials will not be mailed. All credentials should be picked up at the TSU Sports Information Office during normal business hours or during designated pickup areas for neutral site contests. Credentials will be available at the Media Will Call window no earlier than two hours prior to kickoff. Media Will Call is located at the Shell Energy Stadium ticket booth.

SHELL ENERGY

STADIUM ENTRANCE

The pressbox for Shell Energy Stadium is located on the concourse level. A photo workroom and press room are available.

SIDELINE REGULATIONS

Tripods are allowed on the field but must be at least five yards away from the sideline or end line. No photographers or media personnel are permitted within the team areas (midfield between the 20-yard lines) at any time. Please work from either side of the team area and move quickly behind the benches when changing ends of the field. Children are not allowed on the sidelines.

TSU QUICK FACTS

Founded:1946
Location:Houston, Texas
Enrollment:8,246
Nickname:Tigers
Colors:Maroon & Gray
Affiliation:NCAA Division I
Conference:SWAC
President:James Crawford III
VP/Intercollegiate Athletics: Dr. Kevin Granger
SWA:Dr. Dwalah Fisher
Faculty Athletic Rep:Dr. Howard Henderson

HISTORY

First Year of Football:1946
Black College Titles:1
SWAC Titles:3

MEDIA SERVICES

Pregame notes, rosters and programs are provided to working media in the pressbox prior to kickoff. Quickie stats will be distributed in the press box after each quarter. Final game packets will be available in the pressbox following interviews.

TSU head coach **Cris Dishman** and requested players will be available for interviews immediately following the game at a prearranged location which will be announced prior to the game's conclusion. TSU's locker room will remain closed to media.

TSU GAME WEEK SCHEDULE

30 MONDAY	1 TUESDAY	2 WEDNESDAY	3 THURSDAY	4 FRIDAY	5 SATURDAY
OFF	Practice 4:30 p.m.	Practice 4:30 p.m.	Practice 4:30 p.m.	Practice 4:30 p.m.	VUL at TSU 2 p.m.

TEXAS SOUTHERN

F O O T B A L L

THE COACHES

Head Coach: Cris Dishman
Record at TSU/Years: 1-3 (1st year)
Overall Record (Years): 1-3 (1st year)
Offensive Coordinator/OL: Steve Smith
Defensive Coordinator/Secondary: Billy Parker
Assistant HC/WR/Recruiting: Jerwin Wilson
NFL Liaison/Linebackers: Derrick Mathews
QB/Pass Game Coordinator: Zerrick Rollins
Defensive Line: Matthew Passwaters
Running Backs: Kimble Anders
Tight Ends: DeShawn Haney
Chief Of Staff: Charles Nichols
Dir. of Human Performance: Justin Sorrell
Dir. of Human Performance/DL: Jonas Seawright
Offensive Assistant/ST: Billy Owens
Alumni Relations/QB: Harold Smith
Equipment Manager: Anthony Joubert
Student Assistant: Isaac Williams
Offensive Assistant: Derek Morton
Offensive Assistant: Dante Proctor, Jr.
Offensive Assistant: Tarik Williams
Defensive Assistant: Jack Nance
Defensive Assistant: Tim Walton

THE TEAM

2023 Record: 3-8
Home/Away/Neutral: 2-3 / 0-0 / 0-0
SWAC Record: 2-6
Starters Returning (O/D/ST): 5/8/1
Offense: Multiple
Defense: Multiple

FACILITIES

Primary Stadium: Shell Energy Stadium (22,000)
Secondary: Alexander Durley (5,500)
Surface (BBVA): Tifway 419 Bermuda grass
Surface (Durley): FieldTurf
Record at SES Stadium: 15-38 (opened in 2012)

THE DISHMAN ERA

Cris Dishman is the 18th head coach in the history of Texas Southern Football. Dishman inherits a tough task as the program has only had 28 winning seasons in 77 years of existence and hasn't recorded a winning season since 2000.

Unlike several of the past head coaches, Dishman takes control of a program that has been at the edge of breaking out but has suffered its fair share of heartbreakers over the past few seasons. In 2022, TSU was within one quarter of earning a SWAC Western Division title but suffered a fourth quarter collapse on the road which denied the program a chance at history as the team also fell short of its first winning season since 2000.

In 2023, TSU once again saw a promising campaign go south early as they fell to Prairie View A&M in overtime. The Tigers also suffered a tough overtime loss at

Southern and had close losses in the final minutes against Grambling State, UAPB and Jackson State.

With the advent of the transfer portal, Dishman will be tasked with mixing in a plethora of newcomers with the returning nucleus along with breaking in a new coaching staff.

LAST TIME THEY MET

This marks the first time both teams will meet.

BIG SHOES TO FILL

TSU fans will have to pull out their game brochures and refamiliarize themselves with several positions due to the departure of some key members.

The biggest hole on offense that will need to be addressed is the running back room as TSU has to replace **LaDarius Owens**.

Owens rewrote the TSU record book last season as he finished with 3,114 career rushing yards while also setting a single season record of 1,370 yards and compiling 24 rushing touchdowns, which ranks third all-time in TSU history. He also became the leader at TSU in all-time all-purpose yardage with 4,310 yards.

TSU freshman **Danny Green Jr.** got off to a solid start with 81 yards and two touchdowns in his TSU debut.

WANT TO BE A PRO? PLAY FOR SOME

TSU's new coaching staff has a wide variety of backgrounds with several coaches having the opportunity to play in the NFL along with coaching in various professional leagues.

Head coach **Cris Dishman**, defensive coordinator **Billy Parker**, running backs coach **Kimble Anders**, linebackers coach **Derrick Mathews** and human performance director **Jonas Seawright** all played in the NFL.

Offensive coordinator **Steven Smith** is a former NFL assistant coach and former offensive coordinator in the XFL while quarterbacks coach **Zerrick Rollins** spent two seasons in the USFL as an assistant coach.

Anders and Mathews have firsthand experience against Rice as student-athletes as both played against the Owls while at the University of Houston.

QB SHUFFLE

Last weekend's game versus Jackson State marked the first this season TSU started the same quarterback for two straight games. **KJ Cooper**, **Jace Wilson** and **Jordon Davis** have all started for TSU this year as Davis has two starts.

WELCOME BACK FLORIDA

This marks the third year TSU will play both Florida A&M and Bethune-Cookman since joining the SWAC. This will be a memorable feat as BCU has not played in Houston since 1981 when the teams played annually for several seasons while TSU will play at FAMU for the first time since the 2017 week 0 opener.

STAFF SHUFFLE (AGAIN)

The Tiger football team has been used to the offseason assistant coaching shuffle over the past few years. With a new head coach charge, the team will feature a little of old along with plenty of new entering the 2024 campaign.

The team will have a pair of new coordinators in **Steven Smith** (offensive) and **Billy Parker** (defensive). Also new to the staff are **Matthew Passwaters** (defensive line), **Kimble Anders** (running backs), **DeShawn Haney** (tight ends), **Justin Sorrell** (human performance), **Jonas Seawright** (human performance) and **Harold Smith** (alumni relations). Returning to the staff from the previous season are **Jerwin Wilson** (assistant head coach), **Derrick Mathews** (linebackers), **Zerrick Rollins** (quarterbacks), **Charles Nichols** (chief of staff) and **Billy Owens** (offensive assistant).

SOLID BUILDING BLOCKS

TSU looks to have a great problem brewing as **KJ Cooper** made his TSU debut at quarterback Labor Day Weekend and passed for 180 yards and a touchdown in the win at Prairie View A&M.

Returning quarterback **Jace Wilson** also played Labor Day weekend and at Rice as Wilson was named the 2023 Newcomer of the Year by the SWAC. It marked the second time since 2019 that TSU has had a student-athlete achieve SWAC Newcomer of the Year honors.

TEXAS SOUTHERN

FOOTBALL

TSU RECORD

Overall Record	1-3
Day Games	0-0
Night Games.....	1-3
TV Games	1-2
ESPN3	0-0
ESPNU.....	0-0
ESPN+.....	1-3
AT&T.....	0-0
Stadium	0-0
CW/HBCUGO	0-0
Scoring First	0-1
Opponent Scoring First	1-2
Leading at the Half	1-1
Trailing at the Half	0-2
Tied at the Half	0-0
Leading after Third Qt.....	1-1
Trailing after Third Qt.....	0-2
Tied after Third Qt.....	0-0
Overtime Games.....	0-0
Scoring less than 20 pt.....	0-3
Scoring 20+ points	1-0
Scoring 30+ Points	0-0
Allowing less than 20 points.....	1-0
Allowing 20+ points	0-2
Allowing 30+ points	0-2
Rushing for less than 100 yds.....	0-1
Rushing for over 100 yds.....	1-1
Rushing for 200+ yds.....	0-1
Passing for less than 200 yds.....	1-3
Passing for 200+ yds.....	0-0
Passing for 300+ yds.....	0-0
300+ yds of total offense.....	1-0
400+ yds of total offense	0-0
Allowing less than 100 yds rush.....	1-0
Allowing less than 300 yds off	1-1
Allowing 300+ yds total offense.....	0-2
Having a 100-yd rusher.....	0-1
Opp. has a 100-yd rusher	0-2
No turnovers.....	0-1
Less than 3 turnovers	1-2
More than 30:00 of possession.....	1-2
Less than 30:00 of possession	0-1
Wearing White Jerseys	1-2
Wearing Maroon Jerseys	0-0
Wearing Grey Jerseys	0-0
Wearing Black Jerseys.....	0-1

QUINN NAMED SWAC NEWCOMER OF THE WEEK

TSU running back **Quintell Quinn** was named the SWAC's Newcomer of the Week on Sept. 23. The junior from Columbus, Ohio rushed for 149 yards on 23 carries as this marked his first start of the year and his second appearance of the season.

GREEN NAMED SWAC NEWCOMER OF THE WEEK

TSU running back **Danny Green, Jr.** was named the SWAC's Newcomer of the Week on Sept. 3. The freshman from Dallas scored two key rushing touchdowns during the win over Prairie View A&M. He rushed for a total of 81 yards on 15 carries while averaging 5.4 yards per rush during his collegiate debut.

TIGERS ON THE TUBE

Tiger fans once again won't have issues finding what channel to watch Tiger football on as TSU is slated to appear on TV at least five times. TSU will have five games on ESPN+ as of press time.

TSU will also have several games on the SWAC Digital network and another on HBCUGO.

STRAHAN ON COLLEGE FOOTBALL HALL OF FAME 2025 BALLOT

TSU football alumnus **Michael Strahan** is on the 2025 College Football Hall of Fame Ballot.

Strahan first made his mark in the football world at TSU as he holds the single-season school record for sacks with 19 and a career record of 41.5. His extraordinary talent earned him multiple accolades, including being named two-time SWAC Defensive Player of the Year and Division I-AA (now considered FCS) Defensive Player of the Year.

NEW ATHLETIC STRENGTH & CONDITIONING FACILITY CLOSE TO REALITY

The TSU football team will have a new place to train its new Athletic Strength and Conditioning Facility will open soon.

The 6,600-square foot multimillion dollar facility was built on the former basketball court directly behind the current TSU Football Field House which is located near Alexander Durley Stadium. The facility will in-

clude new weights, offices for strength and conditioning staff, space for physical therapy, an area for students to receive counseling services and more.

FLYING TO SUCCESS

Three members of the TSU football team in **Josiah Hardman** and **Brian Booker** are students in TSU's aviation program with plans on becoming airline pilots.

UP NEXT

TSU steps in SWAC play and will host Southern on Saturday, Oct. 12 inside Shell Energy Stadium.

BET YOU DIDN'T KNOW

- The entire nation had an opportunity to find out about Texas Southern University in 2019 as the university hosted the third Democratic presidential primary debate inside the H&PE Arena. President **Joe Biden** and VP **Kamala Harris** both participated in the event.

- TSU was formally established in 1947 with a mission to establish a credible college for African-American students.

- Texas Southern University (TSU) is one of the nation's largest historically black colleges and universities (HBCUs). TSU provides a first class educational experience, offering over 120 baccalaureate, masters and doctoral degree programs in nine schools and colleges. The University has assets exceeding \$250 million and currently has over 10,800 students enrolled.

- The Thurgood Marshall School of Law, was created as a consequence of a 1946 lawsuit brought by **Heman M. Sweatt**. Under the Texas Constitution, which required separate but equal treatment, Mr. Sweatt was refused admission to the University of Texas School of Law because he was black. As a result, the legislature provided for an interim and separate law school for Negroes.

- **Good Morning America** host and Pro Football Hall of Famer **Michael Strahan** played at TSU from 1989-92.

- Popular recording artist **Megan Thee Stallion** graduated in December of 2021 from Texas Southern.

- TSU recently was featured in the **BET College Hill Celebrity Edition** in the summer of 2022.



TEXAS SOUTHERN

F O O T B A L L



TEXAS SOUTHERN

FOOTBALL

RECAPS

GAME 1

TSU 27

Prairie View A&M 9

8/31/24

The Cris Dishman era started off on the right foot as Texas Southern ended a nine-game losing streak to Prairie View A&M by a dominant 27-9 margin inside Panther Stadium on Saturday.

Texas Southern held Prairie View A&M without an offensive touchdown for the first time since 2003.

TSU's first drive started off shaky as PVAMU recovered a TSU fumbled snap but the defense stood tall and held PVAMU to a field goal. Chaunzavia Lewis took the ensuing kickoff 43 yards and the Tigers were in business as KJ Cooper found Kerion Charlo for a first down. The drive would stall as TSU settled for a 40-yard field goal from Gustavo Romero as it was tied at 3-all early in the first quarter.

The TSU defense held its own after the next few drives and the offense rewarded them late in the first quarter as Cooper found AJ Bennett for a 41-yard gain. Four plays later, freshman Danny Green, Jr. scored his first collegiate touchdown to move TSU ahead 9-3 as Romero's PAT upped the score to 10-3. TSU's Keelen Cox forced a fumble on the ensuing drive and the Tigers added another field goal for a 13-3 margin with 2:21 remaining.

TSU forced another punt but couldn't capitalize offensively as PVAMU closed out the first half with a field goal to claw within 13-6. PVAMU changed quarterbacks to open the second half and found momentum as they marched deep into TSU territory but the defense held its ground and forced another PVAMU field goal as they led 13-9.

KJ Cooper took over on the next drive with a 30-yard run on 3rd-and-4 at the TSU 41 to the PVAMU 29. One play later, Cooper found Trent Leary in the endzone for a 20-9 score after the PAT.

The TSU defense rose to the occasion with several big stops as the fourth quarter clock ticked down and the offense added an exclamation mark as Green, Jr. scored from three yards out to cap off a five-play, 28-yard drive to solidify the contest.

The win marked the first time since 2014 the Durlay-Nicks trophy will reside in Houston. It also marked the second time in 12 seasons a first-year head coach at TSU captured a Labor Day Classic win in their TSU coaching debut.

GAME 2

Rice 69

TSU 7

9/7/24

A 38-point first half was too much for TSU to overcome as Rice claimed a 69-7 win inside Rice Stadium on Saturday night.

TSU would gain a first down via holding on its initial drive but couldn't get much going from that point as the Owls scored touchdowns on their first two drives. The TSU defense forced a Rice punt to open the second quarter but TSU couldn't capitalize offensively as they punted. Rice would respond on its next drive with a one-play, 34-yard touchdown strike to move ahead 21-0 after the PAT.

A pick-six by Rice on TSU's next offensive possession led to a 28-0 deficit and the Owls upped the margin to 35-0 on its next possession following a TSU punt. TSU's MJ Hinson came up with his first career interception late in the second quarter but the offense was forced to punt once again. Rice would close out the first half with a 15-play, 67-yard methodical drive which ended with a 25-yard field goal for a 38-0 margin.

Rice added four more touchdowns in the second half but TSU's Jordon Davis found freshman Kordell Rogers deep in the endzone with 14 seconds left in regulation for the lone touchdown of the night.

GAME 3

Lamar 20

TSU 17

9/21/24

FCS ranked No. 22 Lamar University scored a late touchdown with 1:05 left in the fourth quarter as TSU dropped a tough 20-17 decision at Cardinal Stadium on Saturday night.

Several new faces were in the starting lineup on TSU's opening drive as Quintell Quinn and Jordon Davis set the tone with the rushing attack as TSU moved all the way to Lamar 1. However, the drive stalled as TSU settled for a 20-yard Gustavo Romero field goal for a 3-0 first quarter lead.

The TSU defense played lights out in the first half as they forced two punts, an interception and fumble. TSU would make it a two-possession game with 1:05 left in the second quarter as Chaunzavia Lewis took a handoff and scored from seven yards out for a 10-0 lead after Romero's PAT.

Lamar flipped the field midway through the third quarter and scored its first touchdown and PAT at the five-minute mark as they trailed 10-7. TSU opened the fourth quarter with a missed field goal attempt from 51 yards and Lamar began to utilize the run as they converted two third down attempts and a fourth down conversion en route to a 13-10 lead as they PAT was missed.

TSU fought back and regained the momentum on its next drive as Jordon Davis connected with Kerion Charlo on a big 19-yard reception early on. From there it was the Quinn show as the newcomer rushed for 35 yards to move TSU into scoring position which was capped off by Lewis' six-yard scamper into the endzone with 3:48 left.

The final drive from Lamar was one that'll be used as a teaching moment from Coach Cris Dishman as TSU was whistled for a personal foul before a potential 4th-and-3 play at the LU 48 along with two offensive plays on fourth down with a little more than a minute remaining deep in its own territory. Lamar would score the go-ahead touchdown with 1:05 left as TSU's final drive never could get going due to sacks and penalties.

TSU finished with 278 yards of offense as 223 were via the ground and 55 via the air while the defense surrendered only 249 yards. Quinn led TSU with 149 yards on 23 carries while Davis rushed for 52 yards and passed for 55 yards on 6-of-10 passing. Newcomer Jeremy Ramirez had a 71-yard punt as he finished with a 53-yard average while Javius Williams had 11 stops followed by 10 from Josiah Hardman.

GAME 4

Jackson State 43

TSU 14

9/28/24

TSU couldn't get things going on Saturday evening the way they would've hoped as Jackson State claimed a 43-14 win inside Shell Energy Stadium before 13,173 fans.

TSU had a promising first drive with a pair of big plays but had couldn't keep the momentum as the drive ended with a punt. On JSU's second play of the game, Irv Mulligan had a 32-yard run followed by a pair of runs by several JSU players to move into scoring position. TSU's defense would buckle down and hold JSU to a field goal for a 3-0 margin.

Late in the first quarter, TSU's Keelan Cox forced a big fumble and TSU's Alex Bouldin recovered the ball at the JSU 49 but TSU couldn't capitalize offensively as they were forced to punt. Jackson State closed out the first quarter and opened the second quarter with a 16-play, 69-yard drive which spanned eight minutes as it culminated with a 38-yard field goal to lead 6-0.

TSU had a promising drive on its first possession of the second quarter but quarterback Jordon Davis was pressured on a pass attempt and attempted to throw the ball out of bounds but it landed in the hands of a JSU defender at the TSU 33. JSU took advantage of the momentum swing and scored quickly as quarterback Jacobian Morgan hit Tyquan Henderson for a 33-yard touchdown on the first play. The PAT was good as JSU led 13-0.

TSU made it to the JSU 29 on its next drive but was stopped on a 4th-and-1 attempt. The defense forced a JSU punt as the offense couldn't score en route to a 13-0 first half score.

JSU opened the second half with a big run to the 50 and converted a third and fourth down conversion to move into the redzone. Morgan would run it in from two yards out to up the margin to 20-0. TSU would punt once again and JSU upped the deficit to 27-0 on a quick two-play, 50-yard drive.

TSU opened the fourth with a Davis to Trent Leary 17-yard touchdown reception on 3rd-and-11 with 14:47 left. TSU picked up a turnover on downs on its next defensive play as the offense had success once again as Davis rushed in from four yards out to cap off a seven-play, 51-yard drive as TSU trailed 27-14. However, TSU couldn't stop the big play as JSU responded with a 72-yard Morgan run which put the game away as JSU added a blocked punt for a safety and a kickoff return for a score.

TSU finished with 223 yards of offense while JSU had 444. Davis passed for 115 yards on 13-of-25 passing while rushing for 33 yards and a touchdown. Isaiah Bogerty led TSU with 10 stops.

TEXAS SOUTHERN

F O O T B A L L

RECAPS

GAME 5

VA Lynchburg
TSU
10/5/24

GAME 6

Southern
TSU
10/12/24

GAME 7

Grambling State
TSU
10/26/24

GAME 8

TSU
Florida A&M
11/2/24



TEXAS SOUTHERN

F O O T B A L L

RECAPS

GAME 9

TSU
Alcorn State
11/9/24

GAME 10

Bethune-Cookman
TSU
11/16/24

GAME 11

TSU
UAPB
11/24/24



TEXAS SOUTHERN

F O O T B A L L

OFFENSE

H-WR	2 5	KERIEN CHARLO, 5-9, 160, Jr. Rickey Evans, 5-9, 175, Fr.
LT	71 79	BRAEDEN CAIN, 6-5, 290, Fr. Ebuka Okafor, 6-5, 288, So.
LG	77 73	REGGIE NEAL, 6-7, 390, Jr. OR THOMAS BROWN, 6-3, 305, Sr.
C	68 67	MEHDI TORRENCE, 6-4, 335, R-Sr. Nick Cribbs, 6-2, 335, R-Jr.
RG	61 76	JAYDEN ADEBO, 6-1, 320, Jr. OR KAYLIN BRICE, 6-7, 360, So.
RT	79 69	EBUKA OKAFOR, 6-5, 288, So. Christopher Alexandre, 6-5, 325, So.
X-WR	12 8	TRENT LEARY, 5-9, 155, Jr. Donald McKinney, 6-4, 195, Gr.
TE	7 87 14	JYRIN JOHNSON, 6-4, 208, R-So. Joseph Bongono, 6-6, 250, Gr. Charles George, 6-3, 229, Jr.
Z-WR	4 2	AJ BENNETT, 6-2, 190, R-Sr. OR SAVION SIMS, 6-1, 195, So.
QB	10 16 13	KJ COOPER, 6-5, 215, Jr. OR JACE WILSON, 5-8, 178, Jr. JORDON DAVIS, 5-10, 185, R-Fr.
RB	21 3 31	DANNY GREEN, 5-11, 195, Fr. OR DA'VEON FORD, 5-8, 178, R-Jr. OR QUINTELL QUINN, 6-1, 225, Jr.

DEFENSE

DE	1 9	STEPHON WRIGHT, 6-3, 280, Gr. Michael Akins, 6-2, 246, R-Jr.
NT	90 92	SYNCERE MASSEY, 6-4, 295, So. Brian Booker, 6-3, 330, So.
STUD	5 59	DAMARCUS THOMPSON, 6-4, 275, Sr. Walteze Champ, 6-0, 228, R-Fr.
CAT	0 28	KEELAN COX, 6-4, 240, Gr. Gabe Smith, 6-3, 230, R-Sr.
MIKE	11 44 19	JACOB WILLIAMS, 6-1, 205, Sr. Alex Bouldin (6-1, 235, R-Jr.) Jaymerson Darensbourg, 6-0, 180, Fr.
WILL	2 52	ISAIAH BOGERTY, 6-3, 215, Jr. Umar Yaro, 6-1, 230, R-So.
SPUR	24 30	JAVIUS WILLIAMS, 6-0, 185, R-Sr. Marques Neal, 5-10, 175, So.
CB	6 4 25	Jayden Williams, 6-1, 195, Gr. OR Xavier Player, 6-0, 175, Gr. Edric Whitley, 5-10, 165, Jr.
SPUR	38 22	JOSIAH HARDMAN, 5-10, 182, Sr. Daylan Booker, 6-1, 170, Fr.
FS	3 41	CANARY SIMMONS, 5-11, 175, Sr. Xavier Kately, 6-1, 200, R-Jr.
CB	8 25	MJ HINSON, 6-0, 185, Jr. Edric Whitley, 5-10, 165, Jr.

SPECIAL TEAMS

PK	86 55	GUSTAVO ROMERO, 5-10, 176, So. Kevin Granados, 6-0, 186, So.	PR/KR	12 0	TRENTON LEARY, 5-9, 155, Jr. CHAUNZAVIA LEWIS, 5-9, 155, R-Jr.
P	45 17	JEREMY RAMIREZ, 6-1, 220, R-So. Christian Avelar, 5-7, 170, Jr.	H	17 45	CHRISTIAN AVELAR, 5-7, 170, Jr. Jeremy Ramirez, 6-1, 220, R-So.
LS	53 43	SETH CARROLL, 5-9, 200, Jr. Athean Renfro, 5-6, 225, So.			

TEXAS SOUTHERN

F O O T B A L L

THIS WEEK IN THE SWAC

	CONFERENCE			OVERALL		
EAST						
Jackson State	1-0	1.000		3-2	.600	W1
Alabama State	1-0	1.000		2-2	.500	W1
Alabama A&M	0-0	.000		2-2	.500	L1
Florida A&M	0-0	.000		2-2	.500	L2
Bethune-Cookman	0-1	.000		0-5	.000	L5
Mississippi Valley State	0-1	.000		0-5	.000	L5
WEST						
Southern	1-0	1.000		2-2	.500	W1
Alcorn State	1-0	1.000		2-3	.400	W1
Texas Southern	1-1	.500		1-3	.250	L3
Prairie View A&M	1-2	.333		2-3	.400	W1
Arkansas-Pine Bluff	0-0	.000		1-3	.250	L2
Grambling State	0-1	.000		3-2	.600	L1

THIS WEEK'S SCHEDULE

OCTOBER 5

Florida A&M at Alabama State, 2:00 p.m.
Arkansas-Pine Bluff at Alcorn State, 2:00 p.m.
Virginia-Lynchburg at Texas Southern, 2:00 p.m.
Alabama A&M vs. Jackson State, 4:00 p.m.
Nicholls State at Southern, 6:00 p.m.
Prairie View A&M at Incarnate Word, 6:00 p.m.

LAST WEEK'S SCHEDULE

Jackson State 43, Texas Southern 14
Alcorn State 42, Mississippi Valley State 21
Bethune-Cookman 21, Alabama State 26
Prairie View A&M 36, Grambling State 34

2024 OPPONENTS

PRAIRIE VIEW A&M (2-3, 1-2 SWAC)

Last Week: Def. Grambling 36-34
This Week: at Incarnate Word

RICE (1-4, 0-2 AAC)

Last Week: Lost 21-20 to Charlotte
This Week: hosts UTSA

LAMAR (3-1, 0-0 SOUTHLAND)

Last Week: Lost 34-14 at C. Arkansas
This Week: Open

JACKSON STATE (3-2, 1-0 SWAC)

Last Week: Def. TSU 43-14
This Week: vs. Alabama A&M

VA LYNCHBURG (0-5)

Last Week: Lost 63-0 at Butler
This Week: at TSU

SOUTHERN (2-2, 1-0 SWAC)

Last Week: Open
This Week: hosts Nicholls State

GRAMBLING STATE (3-2, 0-1 SWAC)

Last Week: Lost 36-34 to Prairie View
This Week: Open

FLORIDA A&M (2-2, 0-0 SWAC)

Last Week: Open
This Week: at Alabama State

ALCORN STATE (2-3, 1-0 SWAC)

Last Week: Def. Mississippi Val.. 42-21
This Week: hosts UAPB

BETHUNE-COOKMAN (0-5, 0-1 SWAC)

Last Week: Lost 26-21 vs. Alabama St.
This Week: Open

UAPB (1-3, 0-0 SWAC)

Last Week: Open
This Week: at Alcorn State



TEXAS SOUTHERN

F O O T B A L L

CRIS DISHMAN HEAD COACH



Texas Southern University Vice President for Intercollegiate Athletics Dr. Kevin Granger announced in January the hiring of Cris Dishman as the 18th head football coach.

A two-time NFL Pro-Bowl selection, Dishman comes to TSU after 13 successful years in the NFL and 19 years of coaching experience at the collegiate and professional levels. After earning a Bachelor's degree in Criminal Justice from Purdue University, he was drafted by the Houston Oilers in 1988. Dishman played spent eight years with the Oilers, two years with the Washington Commanders and Kansas City Chiefs, his final season with the Minnesota Vikings.

"Cris Dishman is an experienced football coach whose accomplishments as a player and coach make him an excellent choice to lead our football program into the future," said Vice President for Intercollegiate Athletics Dr.

Kevin Granger. "Even more important, he is a man of character who, in his own words, 'seeks to make his players into better brothers, fathers, and husbands.' I appreciate the Board of Regents' bold, strategic approach to finding new opportunities to elevate Texas Southern University. I look forward to working with Coach Dishman to bring new levels of success to TSU Football."

Dishman comes to TSU after spending the last two seasons as Defensive Coordinator of the XFL's Las Vegas Vipers. Prior to joining the Vipers, he spent the 2022 season as the Defensive Coordinator for the United States Football League's New Jersey Generals. During his lone season with the Generals, the team boasted the top rushing defense in the USFL. His team also ranked second in rushing defense and interceptions, and third in scoring defense.

"The Board of Regents is thrilled to welcome Head Football Coach Cris Dishman to Texas Southern University," said TSU Board of Regents Chairman Brandon L. Simmons. "Coach Dishman is an experienced coach, professional football player, and businessman. We are excited to see his leadership lead to wins and his mentorship contribute to student success. We appreciate Dr. Granger and Interim President Dr. Mary Evans Sias' leadership of this deliberate process. This hire will be the first of many across our campus in 2024 that continue to improve the university's ability to deliver education and economic opportunity for TSU students."

TEXAS SOUTHERN

F O O T B A L L

He has coached defenses at the professional, collegiate, and prep levels. He entered coaching as the Defensive Back Coach for the NFL Europe's Berlin Thunder. He was a Defensive Back Intern for the Oakland Raiders (2005 and 2007), the Miami Dolphins (2006), and Arizona Cardinals (2017). From 2006-2008, he served as the Defensive Coordinator (Secondary) at Menlo College (NCAA Division III). He also served as the Assistant Defensive Back Coach for the San Diego Chargers (2008-2013). During his time with the Chargers, the passing defense improved from 31st in the NFL to 1st. He spent the 2015-2016 season as Safeties Coach at Baylor University. Dishman spent a season as the Defensive Back Coach of the Montreal Alouettes (CFL) before returning to the college ranks as Defensive Back Coach at McNeese State University. He was also the Defensive Back Coach of the XFL's New York Guardians (2019-2020), and he coached some of the top high school prospects as Defensive Coordinator of prep powerhouse IMG Academy.

"I want everyone in Tigerland to know that we're going to put together a good team, a good staff, and everyone has to do their job and be all in for TSU football," Dishman said.

Dishman and his wife Jennifer have four adult children.

THE DISHMAN FILE

PERSONAL

Birthdate: August 13, 1965
Hometown: Louisville, Ky.
Family: **Wife:** Jennifer
Children: 4

EDUCATION

High School: St. Francis DeSales HS, Louisville, Ky.
College: Purdue University '88 (B.A. Criminal Justice)

PLAYING EXPERIENCE


Wide Receiver St. Francis DeSales HS
 Cornerback Purdue University, 1983-88
 Houston Oilers, 1988-96 (NFL)
 Washington Redskins, 1996-98 (NFL)
 Kansas City Chiefs, 1998-99 (NFL)
 Minnesota Vikings, 1999-00 (NFL)

COACHING EXPERIENCE

2024- **Texas Southern (Head Coach)**
 2022-23 Las Vegas Vipers (Def. Coordinator)
 2022 N.J. Generals (Def. Coordinator)
 2020-21 IMG Academy (Def. Coordinator)
 2019-20 NY Guardians (DB Coach)
 2019 McNeese State (Safeties)
 2018 Montreal Alouettes (DB Coach)
 2018 Your Call Football (Secondary)
 2017 Arizona Cardinals (DB Intern)
 2015-16 Baylor University (Safeties)
 2008-13 San Diego Chargers (Asst. DB)
 2007 Oakland Raiders (DB Intern)
 2006 Miami Dolphins (DB Intern)
 2006-08 Menlo College (Def. Coordinator)
 2005 Oakland Raiders (DB Intern)
 2005 Berlin Thunder (DB Coach)

TEXAS SOUTHERN

FOOTBALL




STEVE SMITH
Offensive Coordinator



BILLY PARKER
Defensive Coordinator



JERWIN WILSON
Assistant HC/WR



DERRICK MATHEWS
NFL Liaison/LB



ZERRICK ROLLINS
Quarterbacks



MATT PASSWATERS
Defensive Line




HAROLD SMITH
Co-QB/Alumni



KIMBLE ANDERS
Running Backs



DESHAWN HANEY
Tight Ends



JUSTIN SORRELL
Dir. of Human Performance



JONAS SEAWRIGHT
Dir. of Human Performance



CHARLES NICHOLS
Chief of Staff



ANTHONY JOUBERT
Equipment




DEREK MORTON
Offensive Assistant




DANTE PROCTOR, JR
Offensive Assistant



TARIK WILLIAMS
Offensive Assistant



TIM WALTON
Defensive Assistant



JACK NANCE
Defensive Assistant



ISAAC WILLIAMS
Defensive Assistant

TEXAS SOUTHERN

F O O T B A L L

NUMERICAL ROSTER

NO.	NAME	POS.	HT.	WT.	CL.	HOMETOWN (PREVIOUS SCHOOL)
0	Keelan Cox	DL	6-4	240	Gr.	Houston, Texas (Wyoming)
0	Chaunzavia Lewis	RB	5-9	155	R-Jr.	Monroe, La. (South Plains College)
1	Roriyon Richardson	WR	6-0	188	So.	Humble, Texas (Summer Creek)
1	Stephon Wright	DE	6-3	280	Gr.	Los Angeles, Calif. (SMU)
2	Isaiah Bogerty	LB	6-3	215	Jr.	Stafford, Texas (Stafford)
2	Savion Sims	WR	6-1	195	Sr.	Missouri City, Texas (Elkins)
3	Da'Veon Ford	RB	5-8	178	R-Jr.	Houston, Texas (Notre Dame College)
3	Canary Simmons	S	5-11	175	Sr.	Houston, Texas (Bellaire)
4	AJ Bennett	WR	6-1	190	Gr.	Houston, Texas (Klein Collins)
4	Xavier Player	CB	6-0	175	Gr.	Cibolo, Texas (UTSA)
5	Ricky Evans	WR	5-9	175	Fr.	Dallas, Texas (South Oak Cliff)
5	Damarcus Thompson	DT	6-4	275	Sr.	Corcoran, Calif. (U. of Delaware)
6	Zyion Claville	WR	6-4	201	So.	Shreveport, La. (Louisiana Tech)
6	Jayden Williams	CB	6-1	195	Gr.	Riverside, Calif. (Miami (Ohio)
7	Jyrin Johnson	TE	6-4	210	Sr.	Sorrento, La. (East Ascension)
7	Perry Wells	TI	5-7	155	Sr.	Houston, Texas (North Shore)
8	Mikado "MJ" Hinson Jr.	CB	6-0	185	Fr.	College Station, Texas (Blinn College)
8	Donald McKinney	WR	6-4	195	Gr.	Los Angeles, Calif. (Western Illinois)
9	Michael Akins	DE	6-2	255	R-Jr.	New Iberia, La. (New Iberia)
9	Carter Barnes	QB	6-4	225	Fr.	Erie, Penn. (Erie)
10	KJ Cooper	QB	6-5	215	Jr.	El Paso, Texas (Minnesota State C&TC)
11	Jacob Williams	LB	6-0	210	Sr.	Fresno, Texas (Hightower)
12	Trenton Leary	WR	5-9	155	Jr.	Austin, Texas (LBJ)
13	Jordon Davis	QB	5-10	185	R-Fr.	Missouri City, Texas (Fort Bend Marshall)
14	Charles George, Jr.	TE	6-3	229	Jr.	Detroit, Mich. (Renaissance)
15	Kerien Charlo	WR	5-9	160	Jr.	Missouri City, Texas (Ridge Point)
16	Jace Wilson	QB	5-11	178	Jr.	Missouri City, Texas (Furman)
17	Christian Avelar	PK	5-7	170	Jr.	Huntsville, Texas (Blinn College)
18	Cornelius Banks	QB	6-3	195	Jr.	Houston, Texas (East Texas Baptist)
19	Jaymerson Darensbourg	LB	6-0	180	Fr.	Longview, Texas (Longview)
20	Justin White	RB	5-9	178	So.	Fort Worth, Texas (Doane University)
21	Danny Green Jr.	RB	5-11	195	Fr.	Dallas, Texas (South Oak Cliff)
22	Daylan Booker	S	6-1	170	Fr.	Dallas, Texas (Kimball)
23	Jacob Washington	RB	5-10	190	R-Fr.	Pearland, Texas (Shadow Creek)
24	Javius Williams	TI	6-0	190	R-Sr.	Dallas, Texas (Skyline)
25	Edric Whitley	CB	5-10	165	Jr.	Austin, Texas (Kilgore College)
26	Jonathan Lewis	RB	5-9	185	Jr.	Klein, Texas (Southern Arkansas)
27	Xavier Williams	CB	5-10	190	Fr.	Baton Rouge, La. (Clear Falls)
28	Gabe Smith	DE	6-3	230	R-Sr.	Austin, Texas (LBJ)
29	Giovonni Harper	DB	6-0	190	R-Jr.	Los Angeles, Calif. (San Jose State)
30	Marques Neal	CB	5-10	175	So.	Channelview, Texas (Channelview)
31	Quintell Quinn	RB	6-1	225	Jr.	Columbus, Ohio (Ohio)
32	Langston Howell	CB	5-10	185	Fr.	Dallas, Texas (North Forney)
33	Xavier Goynes	DB	6-1	151	R-Sr.	Crowley, Texas (Crowley)
35	Jaden Kinard	S	6-0	195	So.	Atlanta, Ga. (Clemson)
36	Dylan Thomas	TI	6-3	195	Fr.	La Marque, Texas (La Marque)
38	Josiah Hardman	TI	5-10	182	Sr.	Sanford, Fla. (Seminole)
39	Seth Carroll	LS	5-9	200	Jr.	Huntsville, Texas (East Texas Baptist)
40	Aaron Kizzee	LB	6-0	225	Fr.	Houston, Texas (Shadow Creek)
41	Xavier Kately	S	6-1	200	R-Jr.	St. Martinville, La. (St. Martinville)
42	Mehki Williams	LB	6-1	201	Fr.	Red Oak, Texas (Red Oak)
43	Athean Renfro	RB	5-9	225	So.	Beaumont, Texas (United)
44	Alex Bouldin	LB	6-1	235	R-Jr.	San Antonio, Texas (Wagner)
45	Jeremy Ramirez	K	6-1	220	R-So.	Rancho Cucamonga, Calif. (Mt SAC College)
46	Josef Aganbi	DE	6-3	230	Fr.	Austin, Texas (Lake Travis)

TEXAS SOUTHERN

F O O T B A L L

NUMERICAL ROSTER

NO.	NAME	POS.	HT.	WT.	CL.	HOMETOWN (PREVIOUS SCHOOL)
47	X'Avier Allen	S	6-0	200	Gr.	Tyler, Texas (Erskine College)
48	TJ Woodley	RB	5-8	215	R-So.	St. Louis, Mo. (De Smet Jesuit)
49	Kaymon Bolden	CB	5-9	170	Fr.	Lawrenceville, Ga. (Mill Creek)
50	Ethan Cox	DT	6-0	232	So.	Houston, Texas (Alief Taylor)
51	Bryson Spriggs	LB	5-11	212	Fr.	Carrollton, Texas (Hebron)
52	Umar Yaro	LB	6-1	230	R-So.	Sugar Land, Texas (Kempner)
55	Kevin Granados	PK	6-0	186	So.	Princeton, Texas (Princeton)
56	Gabriel Martin	OL	6-3	320	Sr.	San Francisco, Calif. (College of San Mateo)
57	Preston Davis	LB	5-9	201	Fr.	Richmond, Texas (Bush)
58	Increase Oputa	DE	6-2	245	So.	Houston, Texas (McNeese State)
59	Walteze Champ	DE	6-0	228	So.	Homer, La. (Homer)
61	Jayden Adebo	OL	6-1	320	Sr.	Houston, Texas (Hastings)
66	Erick Zapata	OL	6-1	304	So.	Humble, Texas (Kingwood Park)
67	Nick Cribbs	OL	6-2	335	R-Jr.	Cumming, Ga. (Georgia Military College)
68	Mehdi Torrence	OL	6-5	310	R-Sr.	Houston, Texas (Clear Brook)
69	Christopher Alexandre	OL	6-5	325	So.	Fort Lauderdale, Fla. (Concord U.)
71	Braden Cain	OL	6-5	290	Fr.	Houston, Texas (George Ranch)
73	Thomas Brown	OL	6-3	305	Sr.	Shreveport, La. (Southern Shreveport)
74	CJ Marsh	OL	6-4	265	Sr.	Katy, Texas (Sam Houston State)
76	Kaylin Brice	OL	6-7	360	So.	Inglewood, Calif. (New Mexico Highlands)
77	Reggie Neal	OL	6-7	390	Jr.	Desoto, Texas (East Central University)
79	Ebuka Okafor	OL	6-5	288	So.	Houston, Texas (Alief Taylor)
80	Rodney Johnson	WR	5-9	170	Jr.	Houston, Texas (Trine U.)
81	Javon Buckley	WR	5-10	160	So.	DeRidder, La. (Cy Fair)
82	Justin Wilson	WR	5-9	160	Fr.	Humble, Texas (Summer Creek)
84	Kordell Rodgers	TE	6-3	220	Fr.	Houston, Texas (Summer Creek)
85	Samuel Sereal	WR	6-2	190	Fr.	Houston, Texas (Clear Creek)
86	Gustavo Romero	PK	5-10	176	So.	Cypress, Texas (Cy Falls)
87	Joseph Bongono	TE	6-6	250	Gr.	Beltsville, Md. (Delaware State)
88	Zarian Courtney	WR	6-2	190	Gr.	Dallas, Texas (Alabama)
90	Syncere Massey	DT	6-4	195	So.	Fort Worth, Texas (Abilene Christian)
91	Chandler Magee	DT	6-0	270	So.	Houston, Texas (Langham Creek)
92	Brian Booker	DL	6-3	330	So.	Mansfield, Texas (Lake Ridge)
94	David Walker	DL	6-0	265	R-Fr.	Richmond, Texas (George Ranch)
95	Thurman Rayborn	DT	6-1	342	Sr.	Memphis, Tenn. (NW Mississippi CC)
97	Quintin Cook	DT	6-3	256	R-Fr.	New Iberia, La. (New Iberia)
99	Rolland Trent	DT	6-2	247	Sr.	Beaumont, Texas (United)
	Nicholas Cole	LB	6-0	190	R-Jr.	Fort Worth, Texas (All Saints)
	Neco Davis	WR	6-1	190	Fr.	Galveston, Texas (Galveston Ball)
	Zyon Davis	WR	5-8	165	Fr.	Buford, Ga. (Mountain View)
	Malik High	CB	5-7	160	Fr.	Douglasville, Ga. (New Manchester)
	Kamal Jabari	WR	6-4	205	Fr.	Los Angeles, Calif. (Shorter U.)
	Shawn Pomatto	QB	6-4	220	Fr.	San Diego, Calif. (Otay Ranch)
	Tyler Wesley	DE	6-1	240	Fr.	Olive Branch, Miss. (Olive Branch)
	Marcus Willis	WR	5-7	160	Fr.	Shreveport, La. (Huntington)

Head Coach:

Offensive Coordinator/OL:

Defensive Coordinator/Secondary:

Assistant HC/WR/Recruiting:

NFL Liaison/Linebackers:

QB/Pass Game Coordinator:

Defensive Line:

Running Backs:

Tight Ends:

Chief Of Staff:

Cris Dishman

Steve Smith

Billy Parker

Jerwin Wilson

Derrick Mathews

Zerrick Rollins

Matthew Passwaters

Kimble Anders

DeShawn Haney

Charles Nichols

Dir. of Human Performance:

Dir. of Human Performance/DL:

Offensive Assistant/ST:

Alumni Relations/QB:

Equipment Manager:

Student Assistant:

Offensive Assistant:

Offensive Assistant:

Offensive Assistant:

Defensive Assistant:

Defensive Assistant:

Justin Sorrell

Jonas Seawright

Billy Owens

Harold Smith

Anthony Joubert

Isaac Williams

Derek Morton

Dante Proctor, Jr.

Tarik Williams

Jack Nance

Tim Walton



TEXAS SOUTHERN

FOOTBALL

ALPHABETICAL ROSTER

NO	NAME				
1	Jayden Adebo	3	Da'Veon Ford	86	Gustavo Romero
46	Josef Aganbi	33	Xavier Goynes	85	Samuel Sereal
9	Michael Akins	55	Kevin Granados	3	Canary Simmons
69	Christopher Alexandre	38	Josiah Hardman	2	Savion Sims
47	X'Avier Allen	29	Giovonni Harper	28	Gabe Smith
17	Christian Avelar		Malik High	51	Bryson Spriggs
18	Cornelius Banks	32	Langston Howell	36	Dylan Thomas
9	Carter Barnes		Kamal Jabari	5	Damarcus Thompson
4	AJ Bennett	7	Jyrin Johnson	68	Mehdi Torrence
2	Isaiah Bogerty	80	Rodney Johnson	99	Rolland Trent
49	Kaymon Bolden	76	Dennis Jones	94	David Walker
87	Joseph Bongono	8	Mikado Hinson Jr.	23	Jacob Washington
22	Daylan Booker	14	Charles George, Jr.	7	Perry Wells
92	Brian Booker	21	Danny Green Jr.		Tyler Wesley
44	Alex Bouldin	41	Xavier Kately	20	Justin White
76	Kaylin Brice	35	Jaden Kinard	25	Edric Whitley
73	Thomas Brown	40	Aaron Kizzee	6	Jayden Williams
81	Javon Buckley	12	Trenton Leary	11	Jacob Williams
71	Braden Cain	0	Chaunzavia Lewis	24	Javius Williams
39	Seth Carroll	26	Jonathan Lewis	27	Xavier Williams
59	Walteze Champ	91	Chandler Magee	42	Mehki Williams
15	Kerien Charlo	74	CJ Marsh		Marcus Willis
6	Zyion Claville	56	Gabriel Martin	16	Jace Wilson
	Nicholas Cole	90	Syncere Massey	82	Justin Wilson
97	Quintin Cook	8	Donald McKinney	48	TJ Woodley
10	KJ Cooper	30	Marques Neal	1	Stephon Wright
88	Zarian Courtney	77	Reggie Neal	52	Umar Yaro
50	Ethan Cox	79	Ebuka Okafor	66	Erick Zapata
0	Keelan Cox	58	Increase Oputa		
67	Nick Cribbs	4	Xavier Player		
19	Jaymerson Darensbourg		Shawn Pomatto		
13	Jordon Davis	31	Quintell Quinn		
57	Preston Davis	45	Jeremy Ramirez		
	Neco Davis	95	Thurman Rayborn		
	Zyon Davis	43	Athean Renfro		
5	Ricky Evans	1	Roriyon Richardson		
		84	Kordell Rogers		



2024-25 Texas Southern Football Combined Team Statistics All games

Page 1/3
as of Oct 03, 2024

Team Results

	Date	Opponent		Score	Att.
*	08/31/2024	at Prairie View	W	27-9	0
	09/07/2024	at Rice	L	7-69	17760
	09/21/2024	at Lamar University	L	17-20	8443
*	09/28/2024	Jackson St.	L	14-43	13173

Game Records

Record	Overall	Home	Away	Neutral
ALL GAMES	1-3	0-1	1-2	0-0
CONFERENCE	1-1	0-1	1-0	0-0
NON-CONFERENCE	0-2	0-0	0-2	0-0

Rushing

Player	gp	att	gain	loss	net	avg	td	lg	avg/g
Quintell Quinn	3	36	195	1	194	5.4	0	37	64.7
Danny Green, Jr.	3	27	123	5	118	4.4	2	22	39.3
Jordon Davis	3	44	180	92	88	2.0	1	15	29.3
KJ Cooper	1	6	52	0	52	8.7	0	30	52.0
Da'Veon Ford	4	18	53	5	48	2.7	0	7	12.0
Chaunzavia Lewis	4	10	50	5	45	4.5	2	26	11.3
Kerien Charlo	4	2	9	0	9	4.5	0	6	2.3
Trenton Leary	4	5	8	2	6	1.2	0	3	1.5
Jonathan Lewis	4	1	2	0	2	2.0	0	2	0.5
Darmarcus Thompson	4	1	0	4	-4	-4.0	0	0	-1.0
Jace Wilson	2	4	5	10	-5	-1.3	0	3	-2.5
Team	4	4	3	28	-25	-6.3	0	0	-6.3
Total	4	159	680	152	528	3.3	5	37	132.0
Opponents	4	129	862	70	792	6.1	10	72	198.0

Passing

Player	gp	effic	comp-att-int	pct	yds	td	lg	avg/g
Jordon Davis	3	98.8	27-48-2	56.3	212	2	19	70.7
KJ Cooper	1	129.0	19-29-0	65.5	180	1	41	180.0
Jace Wilson	2	9.8	2-6-1	33.3	7	0	6	3.5
Total	4	102.9	48-83-3	57.8	399	3	41	99.8
Opponents	4	117.9	62-111-2	55.9	671	5	44	167.8

Receiving

Player	gp	no.	yds	avg	td	lg	avg/g
Trenton Leary	4	11	98	8.9	2	29	24.5
Jyrin Johnson	4	9	78	8.7	0	24	19.5
Kerien Charlo	4	8	62	7.8	0	19	15.5
Da'Veon Ford	4	4	4	1.0	0	7	1.0
Kordell Rodgers	4	4	31	7.8	1	12	7.8
Savion Sims	4	3	38	12.7	0	18	9.5
Donald McKinney	1	2	19	9.5	0	13	19.0
AJ Bennett	2	2	53	26.5	0	41	26.5
Chaunzavia Lewis	4	2	7	3.5	0	6	1.8
Jayden Adebo	4	1	-4	-4.0	0	0	-1.0
KJ Cooper	1	1	4	4.0	0	4	4.0
Danny Green, Jr.	3	1	9	9.0	0	9	3.0
Total	4	48	399	8.3	3	41	99.8
Opponents	4	62	671	10.8	5	44	167.8

Team Statistics

	TSU	OPP
First Downs	63	70
Rushing	32	35
Passing	24	29
Penalty	7	6
Rushing Yardage	528	792
Rushing attempts	159	129
Average per rush	3.3	6.1
Average per game	132.0	198.0
TDs Rushing	5	10
Passing Yardage	399	671
Comp-Att-Int	48-83-3	62-111-2
Average per pass	4.8	6.0
Average per catch	8.3	10.8
Average per game	99.8	167.8
TDs Passing	3	5
Total offense	927	1463
Average per play	3.8	6.1
Average per game	231.8	365.8
Kick returns: #-Yards	13-310	16-434
Punt returns: #-Yards	5-11	10-62
Int returns: #-Yards	2-4	3-73
Fumbles-Lost	6-1	5-3
Penalties-Yards	28-198	35-352
Punts-Avg	23-33.9	14-43.1
Time of possession / game	32:14	25:18
3rd-down conversion	17/53	19/48
4rd-down conversion	2/5	4/6
PAT-attempts	(8-8) 100%	(16-17) 94%
2-point conversion-attempts	(0-0) 0%	(0-0) 0%

Interceptions

Player	no.	yds	avg	td	lg
Canary Simmons	1	0	0.0	0	0
MJ Hinson	1	4	4.0	0	4
Total	2	4	2.0	0	4
Opponents	3	73	24.3	1	34



2024-25 Texas Southern Football Combined Team Statistics All games

Page 2/3
as of Oct 03, 2024

Field Goals

Player	fg	pct.	01-19	20-29	30-39	40-49	50-99	lg	blk
Gustavo Romero	3-6	50.0	0-0	2-2	0-0	1-1	0-3	40	1
Opponents	7-7	100.0	1-1	2-2	2-2	2-2	0-0	47	0

Scoring

		PAT							
Player	td	fg	kick	rush	rcv	pass	dxp	saf	pts
Gustavo Romero	-	3-6	8-8	-	-	-	-	-	17
Trenton Leary	2	-	-	-	-	-	-	-	12
Chaunzavia Lewis	2	-	-	-	-	-	-	-	12
Danny Green, Jr.	2	-	-	-	-	-	-	-	12
Jordon Davis	1	-	-	-	-	-	-	-	6
Kordell Rodgers	1	-	-	-	-	-	-	-	6
Total	8	3-6	8-8	0	0	0	0	0	65
Opponents	17	7-7	16-17	0	0	0	0	1	141

Score by Periods

Team	1st	2nd	3rd	4th	OT	TOT
Texas Southern	13	10	7	35	0	65
Opponents	20	37	41	43	0	141

Punting

Player	no.	yds	avg	lg	tb	fc	i20	50+	blk
Christian Avelar	15	470	31.3	47	1	2	1	0	0
Jeremy Ramirez	7	310	44.3	71	2	0	2	1	1
Team	1	0	0.0	0	0	0	0	0	0
Total	23	780	33.9	71	3	2	3	1	1
Opponents	14	604	43.1	67	2	2	4	4	0

Punt Returns

Player	no.	yds	avg	td	lg
Chaunzavia Lewis	4	11	2.8	0	9
Marques Neal	1	0	0.0	0	0
Total	5	11	2.2	0	9
Opponents	10	62	6.2	0	15

Kick Returns

Player	no.	yds	avg	td	lg
Chaunzavia Lewis	6	160	26.7	0	43
Trenton Leary	4	91	22.8	0	36
Keelan Cox	1	33	33.0	0	33
Joseph Bongono	1	26	26.0	0	26
Kordell Rodgers	1	0	0.0	0	0
Total	13	310	23.8	0	43
Opponents	16	434	27.1	1	79

All Purpose

Player	g	rush	rcv	pr	kr	ir	total	avg/g
Chaunzavia Lewis	4	45	7	11	160	0	223	55.8
Trenton Leary	4	6	98	0	91	0	195	48.8
Quintell Quinn	3	194	0	0	0	0	194	64.7
Danny Green, Jr.	3	118	9	0	0	0	127	42.3
Jordon Davis	3	88	0	0	0	0	88	29.3
Jyrin Johnson	4	0	78	0	0	0	78	19.5
Kerien Charlo	4	9	62	0	0	0	71	17.8
KJ Cooper	1	52	4	0	0	0	56	56.0
AJ Bennett	2	0	53	0	0	0	53	26.5
Da'Veon Ford	4	48	4	0	0	0	52	13.0
Savion Sims	4	0	38	0	0	0	38	9.5
Keelan Cox	4	0	0	0	33	0	33	8.3
Kordell Rodgers	4	0	31	0	0	0	31	7.8
Joseph Bongono	4	0	0	0	26	0	26	6.5
Donald McKinney	1	0	19	0	0	0	19	19.0
MJ Hinson	4	0	0	0	0	4	4	1.0
Jonathan Lewis	4	2	0	0	0	0	2	0.5
Darmarcus Thompson	4	-4	0	0	0	0	-4	-1.0
Jayden Adebo	4	0	-4	0	0	0	-4	-1.0
Jace Wilson	2	-5	0	0	0	0	-5	-2.5
Total	4	528	399	11	310	4	1252	313.0
Opponents	4	792	671	62	434	73	2032	508.0

Total Offense

Player	g	plays	rush	pass	total	avg/g
Jordon Davis	3	92	88	212	300	100.0
KJ Cooper	1	35	52	180	232	232.0
Quintell Quinn	3	36	194	0	194	64.7
Danny Green, Jr.	3	27	118	0	118	39.3
Da'Veon Ford	4	18	48	0	48	12.0
Chaunzavia Lewis	4	10	45	0	45	11.3
Kerien Charlo	4	2	9	0	9	2.3
Trenton Leary	4	5	6	0	6	1.5
Jonathan Lewis	4	1	2	0	2	0.5
Jace Wilson	2	10	-5	7	2	1.0
Darmarcus Thompson	4	1	-4	0	-4	-1.0
Total	4	242	528	399	927	231.8
Opponents	4	240	792	671	1463	365.8



2024-25 Texas Southern Football
Combined Team Statistics
All games

Page 3/3
as of Oct 03, 2024

Team Defense

			Tackles				Sacks	Pass defense			Fumbles		blkd	
##	Player	gp	ua	a	tot	tfl/yds	no-yds	int-yds	brup	qbh	fr-yds	ff	kick	saf
2	Isaiah Bogerty	4	11	20	31	2.5-5	1-1	.	1
24	Javius Williams	4	12	16	28	2-5	.	.	3
3	Canary Simmons	4	14	8	22	1-3	.	1-0
38	Josiah Hardman	4	11	11	22
90	Syncere Massey	4	4	10	14	1-1
0	Keelan Cox	4	6	6	12	3.5-11	3-9	.	1	1	.	2	.	.
44	Alex Bouldin	2	4	6	10	1-0	.	.	.
1	Stephon Wright	4	5	4	9	2.5-13	1-0	1	.	.
8	MJ Hinson	4	6	3	9	.	.	1-4	1
92	Brian Booker	4	4	4	8	1.5-3	.	.	1	1
19	Jaymerson Darensbourg	3	1	7	8	0.5-1
25	Edric Whitley	4	7	1	8	.	.	.	1
6	Jayden Williams	3	7	.	7	.	.	.	1
4	Xavier Player	4	6	1	7	.	.	.	2
11	Jacob Williams	1	5	2	7	1-9	1-9
5	Darmarcus Thompson	4	1	5	6	.	.	.	1	1	1-0	.	.	.
28	Gabe Smith	3	1	4	5	2-13	1-10	.	1
95	Thurman Rayborn	4	2	3	5
26	Jonathan Lewis	4	4	.	4
33	Xavier Goynes	3	2	2	4
41	Xavier Kately	4	3	1	4
9	Michael Akins	4	.	4	4	0.5-2
35	Jaden Kinard	2	2	1	3
84	Kordell Rodgers	4	2	1	3
47	X'Avier Allen	4	1	1	2
94	David Walker	2	1	1	2
61	Jayden Adebo	4	2	.	2
49	Kaymon Boldon	3	2	.	2
3	Da'Veon Ford	4	1	.	1
52	Umar Yaro	3	.	1	1
13	Jordon Davis	3	1	.	1
30	Marques Neal	3	1	.	1
48	TJ Woodley	1	.	1	1
82	Justin Wilson	2	1
86	Gustavo Romero	4
45	Jeremy Ramirez	2
Totals		4	129	124	253	18-66	6-29	2-4	14	3	3-0	3	0	0
Opponents		4	128	162	290	29-154	12-96	3-73	7	6	1-19	3	2	1



2024-25 Texas Southern Football Individual Statistics All games

Page 1/3
as of Oct 03, 2024

Rushing

Player	gp	att	gain	loss	net	avg	td	lg	avg/g
Quintell Quinn	3	36	195	1	194	5.4	0	37	64.7
Danny Green, Jr.	3	27	123	5	118	4.4	2	22	39.3
Jordon Davis	3	44	180	92	88	2.0	1	15	29.3
KJ Cooper	1	6	52	0	52	8.7	0	30	52.0
Da'Veon Ford	4	18	53	5	48	2.7	0	7	12.0
Chaunzavia Lewis	4	10	50	5	45	4.5	2	26	11.3
Kerien Charlo	4	2	9	0	9	4.5	0	6	2.3
Trenton Leary	4	5	8	2	6	1.2	0	3	1.5
Jonathan Lewis	4	1	2	0	2	2.0	0	2	0.5
Thurman Rayborn	4	1	0	0	0	0.0	0	0	0.0
Darmarcus Thompson	4	1	0	4	-4	-4.0	0	0	-1.0
Jace Wilson	2	4	5	10	-5	-1.3	0	3	-2.5
Team	4	4	3	28	-25	-6.3	0	0	-6.3
Total	4	159	680	152	528	3.3	5	37	132.0
Opponents	4	129	862	70	792	6.1	10	72	198.0

Passing

Player	gp	effic	comp-att-int	pct	yds	td	lg	avg/g
Jordon Davis	3	98.8	27-48-2	56.3	212	2	19	70.7
KJ Cooper	1	129.0	19-29-0	65.5	180	1	41	180.0
Jace Wilson	2	9.8	2-6-1	33.3	7	0	6	3.5
Total	4	102.9	48-83-3	57.8	399	3	41	99.8
Opponents	4	117.9	62-111-2	55.9	671	5	44	167.8

Receiving

Player	gp	no.	yds	avg	td	lg	avg/g
Trenton Leary	4	11	98	8.9	2	29	24.5
Jyrin Johnson	4	9	78	8.7	0	24	19.5
Kerien Charlo	4	8	62	7.8	0	19	15.5
Da'Veon Ford	4	4	4	1.0	0	7	1.0
Kordell Rodgers	4	4	31	7.8	1	12	7.8
Savion Sims	4	3	38	12.7	0	18	9.5
Donald McKinney	1	2	19	9.5	0	13	19.0
AJ Bennett	2	2	53	26.5	0	41	26.5
Chaunzavia Lewis	4	2	7	3.5	0	6	1.8
Jayden Adebo	4	1	-4	-4.0	0	0	-1.0
KJ Cooper	1	1	4	4.0	0	4	4.0
Danny Green, Jr.	3	1	9	9.0	0	9	3.0
Total	4	48	399	8.3	3	41	99.8
Opponents	4	62	671	10.8	5	44	167.8

Punt Returns

Player	no.	yds	avg	td	lg
Chaunzavia Lewis	4	11	2.8	0	9
Marques Neal	1	0	0.0	0	0
Total	5	11	2.2	0	9
Opponents	10	62	6.2	0	15

Interceptions

Player	no.	yds	avg	td	lg
Canary Simmons	1	0	0.0	0	0
MJ Hinson	1	4	4.0	0	4
Total	2	4	2.0	0	4
Opponents	3	73	24.3	1	34

Kick Returns

Player	no.	yds	avg	td	lg
Chaunzavia Lewis	6	160	26.7	0	43
Trenton Leary	4	91	22.8	0	36
Keelan Cox	1	33	33.0	0	33
Joseph Bongono	1	26	26.0	0	26
Kordell Rodgers	1	0	0.0	0	0
Total	13	310	23.8	0	43
Opponents	16	434	27.1	1	79

Fumble Returns

Player	no.	yds	avg	td	lg
Stephon Wright	1	0	0.0	0	0
Alex Bouldin	1	0	0.0	0	0
Darmarcus Thompson	1	0	0.0	0	0
Total	3	0	0.0	0	0
Opponents	1	19	19.0	0	19



2024-25 Texas Southern Football
Individual Statistics
All games

Page 2/3
as of Oct 03, 2024

Scoring

Player			PAT						pts
	td	fg	kick	rush	rcv	pass	dxp	saf	
Gustavo Romero	-	3-6	8-8	-	-	-	-	-	17
Trenton Leary	2	-	-	-	-	-	-	-	12
Chaunzavia Lewis	2	-	-	-	-	-	-	-	12
Danny Green, Jr.	2	-	-	-	-	-	-	-	12
Jordon Davis	1	-	-	-	-	-	-	-	6
Kordell Rodgers	1	-	-	-	-	-	-	-	6
Total	8	3-6	8-8	0	0	0	0	0	65
Opponents	17	7-7	16-17	0	0	0	0	1	141

Field Goals

Player	fg	pct.	01-19	20-29	30-39	40-49	50-99	lg	blk
Gustavo Romero	3-6	50.0	0-0	2-2	0-0	1-1	0-3	40	1
Opponents	7-7	100.0	1-1	2-2	2-2	2-2	0-0	47	0

FG Sequence

Team Name	Texas Southern	Opponents
Prairie View	54,(21),(40)	(47),(37),(16)
Lamar University	(20),53,51	
Rice		(25),(44)
Jackson St.		(26),(38)

Numbers in (parentheses) indicate field goal was made

Total Offense

Player	g	plays	rush	pass	total	avg/g
Jordon Davis	3	92	88	212	300	100.0
KJ Cooper	1	35	52	180	232	232.0
Quintell Quinn	3	36	194	0	194	64.7
Danny Green, Jr.	3	27	118	0	118	39.3
Da'Veon Ford	4	18	48	0	48	12.0
Chaunzavia Lewis	4	10	45	0	45	11.3
Kerien Charlo	4	2	9	0	9	2.3
Trenton Leary	4	5	6	0	6	1.5
Jonathan Lewis	4	1	2	0	2	0.5
Jace Wilson	2	10	-5	7	2	1.0
Darmarcus Thompson	4	1	-4	0	-4	-1.0
Team	4	0	-25	0	-25	-6.3
Total	4	242	528	399	927	231.8
Opponents	4	240	792	671	1463	365.8

Punting

Player	no.	yds	avg	lg	tb	fc	i20	50+	blk
Christian Avelar	15	470	31.3	47	1	2	1	0	0
Jeremy Ramirez	7	310	44.3	71	2	0	2	1	1
Team	1	0	0.0	0	0	0	0	0	0
Total	23	780	33.9	71	3	2	3	1	1
Opponents	14	604	43.1	67	2	2	4	4	0

Kickoffs

Player	no.	yds	avg	tb	ob	retn	net	ydl
Gustavo Romero	15	900	60.0	0	0			
Kordell Rodgers	1	61	61.0	0	0			
Total	16	961	60.1	0	0	12	32.9	32
Opponents	27	1608	59.6	11	0	7	36.4	28



2024-25 Texas Southern Football
Individual Statistics
All games

Page 3/3
as of Oct 03, 2024

All Purpose

Player	g	rush	rcv	pr	kr	ir	total	avg/g
Chaunzavia Lewis	4	45	7	11	160	0	223	55.8
Trenton Leary	4	6	98	0	91	0	195	48.8
Quintell Quinn	3	194	0	0	0	0	194	64.7
Danny Green, Jr.	3	118	9	0	0	0	127	42.3
Jordon Davis	3	88	0	0	0	0	88	29.3
Jyrin Johnson	4	0	78	0	0	0	78	19.5
Kerien Charlo	4	9	62	0	0	0	71	17.8
KJ Cooper	1	52	4	0	0	0	56	56.0
AJ Bennett	2	0	53	0	0	0	53	26.5
Da'Veon Ford	4	48	4	0	0	0	52	13.0
Savion Sims	4	0	38	0	0	0	38	9.5
Keelan Cox	4	0	0	0	33	0	33	8.3
Kordell Rodgers	4	0	31	0	0	0	31	7.8
Joseph Bongono	4	0	0	0	26	0	26	6.5
Donald McKinney	1	0	19	0	0	0	19	19.0
MJ Hinson	4	0	0	0	0	4	4	1.0
Jonathan Lewis	4	2	0	0	0	0	2	0.5
Darmarcus Thompson	4	-4	0	0	0	0	-4	-1.0
Jayden Adebo	4	0	-4	0	0	0	-4	-1.0
Jace Wilson	2	-5	0	0	0	0	-5	-2.5
Team	4	-25	0	0	0	0	-25	-6.3
Total	4	528	399	11	310	4	1252	313.0
Opponents	4	792	671	62	434	73	2032	508.0



2024-25 Texas Southern Football
Overall Defense Statistics
All games

Page 1/1
as of Oct 03, 2024

Team Defense

			Tackles				Sacks	Pass defense			Fumbles	blkd		
##	Player	gp	ua	a	tot	tfl/yds	no-yds	int-yds	brup	qbh	fr-yds	ff	kick	saf
2	Isaiah Bogerty	4	11	20	31	2.5-5	1-1	.	1
24	Javius Williams	4	12	16	28	2-5	.	.	3
38	Josiah Hardman	4	11	11	22
3	Canary Simmons	4	14	8	22	1-3	.	1-0
90	Syncere Massey	4	4	10	14	1-1
0	Keelan Cox	4	6	6	12	3.5-11	3-9	.	1	1	.	2	.	.
44	Alex Bouldin	2	4	6	10	1-0	.	.	.
1	Stephon Wright	4	5	4	9	2.5-13	1-0	1	.	.
8	MJ Hinson	4	6	3	9	.	.	1-4	1
25	Edric Whitley	4	7	1	8	.	.	.	1
19	Jaymerson Darensbourg	3	1	7	8	0.5-1
92	Brian Booker	4	4	4	8	1.5-3	.	.	1	1
6	Jayden Williams	3	7	.	7	.	.	.	1
4	Xavier Player	4	6	1	7	.	.	.	2
11	Jacob Williams	1	5	2	7	1-9	1-9
5	Darmarcus Thompson	4	1	5	6	.	.	.	1	1	1-0	.	.	.
95	Thurman Rayborn	4	2	3	5
28	Gabe Smith	3	1	4	5	2-13	1-10	.	1
41	Xavier Kately	4	3	1	4
33	Xavier Goynes	3	2	2	4
26	Jonathan Lewis	4	4	.	4
9	Michael Akins	4	.	4	4	0.5-2
84	Kordell Rodgers	4	2	1	3
35	Jaden Kinard	2	2	1	3
94	David Walker	2	1	1	2
49	Kaymon Boldon	3	2	.	2
61	Jayden Adebo	4	2	.	2
47	X'Avier Allen	4	1	1	2
30	Marques Neal	3	1	.	1
48	TJ Woodley	1	.	1	1
13	Jordon Davis	3	1	.	1
52	Umar Yaro	3	.	1	1
3	Da'Veon Ford	4	1	.	1
82	Justin Wilson	2	1
	Totals	4	129	124	253	18-66	6-29	2-4	14	3	3-0	3	0	0
	Opponents	4	128	162	290	29-154	12-96	3-73	7	6	1-19	3	2	1



2024-25 Texas Southern Football
Overall Team Statistics
All games

Page 1/2
as of Oct 03, 2024

Team Statistics

	TSU	OPP
Scoring	65	141
Points per game	16.3	35.3
Points Off Turnovers	7	14
First Downs	63	70
Rushing	32	35
Passing	24	29
Penalty	7	6
Rushing Yardage	528	792
Yards gained rushing	680	862
Yards lost rushing	152	70
Rushing attempts	159	129
Average per rush	3.3	6.1
Average per game	132.0	198.0
TDs Rushing	5	10
Passing Yardage	399	671
Comp-Att-Int	48-83-3	62-111-2
Average per pass	4.8	6.0
Average per catch	8.3	10.8
Average per game	99.8	167.8
TDs Passing	3	5
Total offense	927	1463
Total plays	242	240
Average per play	3.8	6.1
Average per game	231.8	365.8
Kick returns: #-Yards	13-310	16-434
Punt returns: #-Yards	5-11	10-62
Int returns: #-Yards	2-4	3-73
Kick return average	23.8	27.1
Punt return average	2.2	6.2
Int return average	2.0	24.3
Fumbles-Lost	6-1	5-3
Penalties-Yards	28-198	35-352
Average per game	49.5	88.0
Punts-Yards	23-780	14-604
Average per punt	33.9	43.1
Net punt average	29.0	39.5
Kickoffs-Yards	16-961	27-1608
Average per kick	60.1	59.6
Net kick average	32.9	36.4
Time of possession / game	32:14	25:18
3rd-down conversion	17/53	19/48
3rd-down pct	32%	40%
4rd-down conversion	2/5	4/6



2024-25 Texas Southern Football
Overall Team Statistics
All games

Page 2/2
as of Oct 03, 2024

	TSU	OPP
4rd-down pct	40%	67%
Sacks by-Yards	6-29	12-96
Misc Yards	0	0
Touchdowns scored	8	17
Field goals - attempts	3-6	7-7
On-Side kicks	0-0	0-0
Red-zone scores	(9-9) 100%	(13-14) 93%
Red-zone touchdowns	(7-9) 78%	(9-14) 64%
PAT-attempts	(8-8) 100%	(16-17) 94%
2-point conversion-attempts	(0-0) 0%	(0-0) 0%
Attendance	13173	26203
Games / Avg per game	1/13173	3/8734
Neutral site games	-	0/0

Score by Periods

Team	1st	2nd	3rd	4th	OT	TOT
Texas Southern	13	10	7	35	0	65
Opponents	20	37	41	43	0	141



2024-25 Texas Southern Football
Team Game Highs
All games

Page 1/1
as of Oct 03, 2024

Texas Southern - Game Highs

RUSHES	49	at Lamar University (09/21/2024)
YARDS RUSHING	223	at Lamar University (09/21/2024)
YARDS PER RUSH	4.6	at Lamar University (09/21/2024)
TD RUSHES	2 2	at Lamar University (09/21/2024) at Prairie View (08/31/2024)
PASS ATTEMPTS	29	at Prairie View (08/31/2024)
PASS COMPLETIONS	19	at Prairie View (08/31/2024)
YARDS PASSING	180	at Prairie View (08/31/2024)
YARDS PER PASS	6.2	at Prairie View (08/31/2024)
TD PASSES	1 1 1	Jackson St. (09/28/2024) at Rice (09/07/2024) at Prairie View (08/31/2024)
TOTAL PLAYS	66	at Prairie View (08/31/2024)
TOTAL OFFENSE	346	at Prairie View (08/31/2024)
YARDS PER PLAY	5.2	at Prairie View (08/31/2024)
POINTS	27	at Prairie View (08/31/2024)
SACKS BY	5	at Prairie View (08/31/2024)
FIRST DOWNS	19	at Prairie View (08/31/2024)
PENALTIES	14	at Lamar University (09/21/2024)
PENALTY YARDS	94	at Lamar University (09/21/2024)
TURNOVERS	2	at Rice (09/07/2024)
PUNTS	10	at Rice (09/07/2024)
PUNTING AVG	53.0	at Lamar University (09/21/2024)
LONG PUNT	71	at Lamar University (09/21/2024)
PUNTS INSIDE 20	2	Jackson St. (09/28/2024)
LONG PUNT RETURN	9	at Lamar University (09/21/2024)



2024-25 Texas Southern Football
Individual Game Highs
All games

Page 1/1
as of Oct 03, 2024

Texas Southern - Individual Game Highs

RUSHES	23	Quintell Quinn at Lamar University (09/21/2024)
YARDS RUSHING	149	Quintell Quinn at Lamar University (09/21/2024)
TD RUSHES	2 2	Chaunzavia Lewis at Lamar University (09/21/2024) Danny Green, Jr. at Prairie View (08/31/2024)
LONG RUSH	37	Quintell Quinn at Lamar University (09/21/2024)
PASS ATTEMPTS	29	KJ Cooper at Prairie View (08/31/2024)
PASS COMPLETIONS	19	KJ Cooper at Prairie View (08/31/2024)
YARDS PASSING	180	KJ Cooper at Prairie View (08/31/2024)
TD PASSES	1 1 1	Jordon Davis vs Jackson St. (09/28/2024) Jordon Davis at Rice (09/07/2024) KJ Cooper at Prairie View (08/31/2024)
LONG PASS	41	KJ Cooper at Prairie View (08/31/2024)
RECEPTIONS	5	Trenton Leary vs Jackson St. (09/28/2024)
YARDS RECEIVING	59	Trenton Leary vs Jackson St. (09/28/2024)
TD RECEPTIONS	1 1 1	Trenton Leary vs Jackson St. (09/28/2024) Kordell Rodgers at Rice (09/07/2024) Trenton Leary at Prairie View (08/31/2024)
LONG RECEPTION	41	AJ Bennett at Prairie View (08/31/2024)
PUNTS	10	Christian Avelar at Rice (09/07/2024)
PUNTING AVG	53.0	Jeremy Ramirez at Lamar University (09/21/2024)
LONG PUNT	71	Jeremy Ramirez at Lamar University (09/21/2024)
PUNTS INSIDE 20	2	Jeremy Ramirez vs Jackson St. (09/28/2024)
LONG PUNT RETURN	9	Chaunzavia Lewis at Lamar University (09/21/2024)
LONG KICKOFF RETURN	43	Chaunzavia Lewis at Prairie View (08/31/2024)
TACKLES	13	Canary Simmons at Rice (09/07/2024)
SACKS	2	Keelan Cox at Prairie View (08/31/2024)
TACKLES FOR LOSS	2	Keelan Cox at Prairie View (08/31/2024)



2024-25 Texas Southern Football
Team Match Lows
All games

Page 1/1
as of Oct 03, 2024

Texas Southern - Game Lows

RUSHES	34	at Rice (09/07/2024)
YARDS RUSHING	38	at Rice (09/07/2024)
YARDS PER RUSH	1.1	at Rice (09/07/2024)
TD RUSHES	0	at Rice (09/07/2024)
PASS ATTEMPTS	10	at Lamar University (09/21/2024)
PASS COMPLETIONS	6	at Lamar University (09/21/2024)
YARDS PASSING	49	at Rice (09/07/2024)
YARDS PER PASS	2.6	at Rice (09/07/2024)
TD PASSES	0	at Lamar University (09/21/2024)
TOTAL PLAYS	53	at Rice (09/07/2024)
TOTAL OFFENSE	87	at Rice (09/07/2024)
YARDS PER PLAY	1.6	at Rice (09/07/2024)
POINTS	7	at Rice (09/07/2024)
SACKS BY	0	at Lamar University (09/21/2024)
	0	at Rice (09/07/2024)
FIRST DOWNS	9	at Rice (09/07/2024)
PENALTIES	2	at Prairie View (08/31/2024)
PENALTY YARDS	25	at Prairie View (08/31/2024)
INTERCEPTIONS BY	0	Jackson St. (09/28/2024)
	0	at Prairie View (08/31/2024)
PUNTS	2	at Lamar University (09/21/2024)
PUNTING AVG	28.1	at Rice (09/07/2024)
LONG PUNT	35	at Rice (09/07/2024)
PUNTS INSIDE 20	0	at Lamar University (09/21/2024)
	0	at Rice (09/07/2024)
LONG PUNT RETURN	0	Jackson St. (09/28/2024)
	0	at Rice (09/07/2024)



2024-25 Texas Southern Football
Game Results
All games

Page 1/1
as of Oct 03, 2024

Team Results

	Date	Opponent		Score	Overall	Conf	Time	Attend
*	08/31/2024	at Prairie View	W	27-9	1-0	1-0	3:41	0
	09/07/2024	at Rice	L	7-69	1-1	1-0	3:33	17760
	09/21/2024	at Lamar University	L	17-20	1-2	1-0	3:08	8443
*	09/28/2024	Jackson St.	L	14-43	1-3	1-1	3:20	13173



2024-25 Texas Southern Football
Red-Zone Results
All games

Page 1/1
as of Oct 03, 2024

Texas Southern Inside Opponent Red-Zone

Date	Opponent	Score	Times	Times	Total			Rush	Pass	FGs	Failed to score inside RZ					
			In RZ	Scored	Pts	TDs	TDs	TDs	TDs	Made	FGA	Down	Int	Fumb	Half	Game
08/31/2024	at Prairie View	W 27-9	3	3	17	2	2	0	1	1	0	0	0	0	0	0
09/07/2024	at Rice	L 7-69	1	1	7	1	0	1	0	0	0	0	0	0	0	0
09/21/2024	at Lamar University	L 17-20	3	3	17	2	2	0	1	1	0	0	0	0	0	0
09/28/2024	Jackson St.	L 14-43	2	2	14	2	1	1	0	0	0	0	0	0	0	0
Totals 9 of 9 (100.0%)			9	9	55	7	5	2	2	2	0	0	0	0	0	0

Opponents Inside Texas Southern Red-Zone

Date	Opponent	Score	Times	Times	Total			Rush	Pass	FGs	Failed to score inside RZ					
			In RZ	Scored	Pts	TDs	TDs	TDs	TDs	Made	FGA	Down	Int	Fumb	Half	Game
08/31/2024	Prairie View	W 27-9	2	1	3	0	0	0	1	1	0	0	0	0	0	0
09/07/2024	Rice	L 7-69	5	5	31	4	3	1	1	1	0	0	0	0	0	0
09/21/2024	Lamar University	L 17-20	3	3	20	3	2	1	0	0	0	0	0	0	0	0
09/28/2024	Jackson St.	L 14-43	4	4	20	2	1	1	2	0	0	0	0	0	0	0
Totals 13 of 14 (92.9%)			14	13	74	9	6	3	4	2	0	0	0	0	0	0