

# TEXAS SOUTHERN

## MEN'S BASKETBALL

14 SWAC CHAMPIONSHIPS • 9 SWAC TOURNAMENT TITLES

GAME 11 | TEXAS SOUTHERN at GRAMBLING STATE | 7:30 p.m. (CST) | HOBDY ASSEMBLY CENTER

TEXAS SOUTHERN TIGERS

2-8 (0-1)

**Head Coach:** Johnny Jones  
**Record at TSU:** 51-47 / 4th year  
**Career Record:** 354-281 / 21st year  
**vs. GSU:** 8-2

at

GRAMBLING STATE TIGERS

4-10 (1-0)

**Head Coach:** Donte' Jackson  
**Record at GSU:** 66-68 / 5th year  
**Career Record:** 178-126 / 11th year  
**vs. TSU:** 4-5

### SERIES HISTORY

Series.....	TSU leads 89-57* (no records for 1956, '66, '67)
Last Meeting.....	TSU 75, Grambling State 73, 2/13/21
Jones vs. Grambling State.....	8-2
Jones vs. SWAC Teams.....	43-9

### BROADCAST INFORMATION



**TV:** N/A  
**VIDEO STREAM:** GSUTigers.com  
**RADIO:** N/A



61.6	POINTS	61.8
.410	FG%	.400
.272	3FG%	.325
40.4	REBOUNDS	33.5
4.3	BLOCKS	3.8

### STARTING LINEUP (Based on last game)

No.	Name.	Pos.	Ht./Wt.	Cl.	PPG	RPG	Notes
11	Jordan Gilliam	G	6-6/175	Sr.	5.2	2.6	Second on team in steals
12	John Jones	G	6-0/165	Gr.	4.0	1.0	Started past three games
15	Justin Hopkins	F	6-5/205	Gr.	6.3	2.2	Has started all 10 games
24	John Walker III	F	6-9/200	Gr.	11.4	5.1	Team's second-leading scorer
44	Brison Gresham	C	6-9/240	Gr.	7.3	8.7	48 pts/58 rbs over last six games

### PREGAME

• Texas Southern wraps up its first SWAC road swing at Grambling State Wednesday night at 7:30 p.m.

• TSU played six games in 15 days to begin the year and has slowed down with only four games over the past 34 days as its last two non-conference games were wiped out due to COVID-19. TSU's travels started in Oregon, moved to California and then to the states of Washington, Colorado, North Carolina, Utah, Louisiana, Florida and Texas.

• Head coach **Johnny Jones** hit a career milestone late in 2021 with his 350th career win after the SWAC Tournament semifinal win on March 12.

• Jones is 8-2 lifetime against Grambling State and 5-2 at TSU.

• This marks the fourth year for TSU head coach **Johnny Jones**. TSU returned to the NCAA Tournament after the 2020-21 season and won its second NCAA Tournament contest in school history. Jones went 24-14 in his inaugural year as head coach with three Power 5 conference wins. TSU fell in the finals of the 2019 SWAC Tournament and advanced to the semifinals of the CIT in 2019. In 2019-20, the Tigers made it back to the semifinals of the SWAC Tournament after a third-place regular season finish but saw the

### 2021-22 SCHEDULE

#### NOVEMBER

Thur. 4	TEXAS COLLEGE (exhibition)	W, 97-55
Tue. 9	at Oregon	L, 83-66
Fri. 12	at Saint Mary's	L, 67-58
Mon. 15	at Washington	L, 72-65
Wed. 17	at Air Force	L, 61-57
Sun. 21	at NC State	L, 65-57
Wed. 24	at BYU	L, 81-64

#### DECEMBER

Wed. 1	at Louisiana Tech	L, 87-60
Mon. 6	at Florida	W, 69-54
Tue. 14	at UTRGV	W, 70-60
Sat. 18	at Cincinnati	Canceled
Sat. 29	at TCU	Canceled

#### JANUARY

Mon. 3	*at Southern	L, 63-50
Wed. 5	*at Grambling State	7:30 p.m.
Sat. 8	*ARKANSAS-PINE BLUFF	7:30 p.m.
Mon. 10	*MISSISSIPPI VALLEY STATE	7:30 p.m.
Sat. 15	*at Alcorn State	3 p.m.
Mon. 17	*at Jackson State	7:30 p.m.
Sat. 22	*ALABAMA A&M	7:30 p.m.
Mon. 24	*ALABAMA STATE	7:30 p.m.
Sat. 29	*at Prairie View A&M	5:30 p.m.

#### FEBRUARY

Sat. 5	*at Florida A&M	3 p.m.
Mon. 7	*at Bethune-Cookman	7:30 p.m.
Sat. 12	*GRAMBLING STATE	7:30 p.m.
Mon. 14	*SOUTHERN	7:30 p.m.
Sat. 19	*at Mississippi Valley State	TBA
Mon. 21	*at Arkansas-Pine Bluff	7:30 p.m.
Sat. 26	*JACKSON STATE	7:30 p.m.
Mon. 28	*ALCORN STATE	7:30 p.m.

#### MARCH

Sat. 5	*PRAIRIE VIEW A&M	7:30 p.m.
Wed. 9	SWAC TOURNAMENT	TBA

season end abruptly due to COVID-19.

• TSU will keep its bags packed as the first 11 games on the schedule are on the road. TSU's first home contest isn't until Saturday, Jan. 8.

• TSU faced off against teams from seven conferences in 2021-22. TSU will square off against teams from the Pac-12 (2), WCC (2), Mountain West, ACC, Conference USA, SEC and WAC.

• Since 2010, GSU is 5-20 against TSU but has won four of the past eight games as head coach **Donte' Jackson** has all the wins during that span. History says the game will be close as four of the past eight games have been decided by two points or less.

• Jones is 81-74 all-time in the month of January and 12-7 at TSU.

• TSU was picked to finish first by the Southwestern Athletic Conference while the duo of **John Walker III** and **Justin Hopkins** both earned preseason honors. Experience won't be an issue as four starters return along with eight letterwinners from 2020-21.

# TEXAS SOUTHERN

## MEN'S BASKETBALL SPORTS INFORMATION / MEDIA POLICIES

### QUICK FACTS

**Founded:**.....1946  
**Location:** .....Houston, Texas  
**Enrollment:** .....10,500  
**Nickname:** .....Tigers  
**Colors:** .....Maroon & Gray  
**Affiliation:** .....NCAA Division I  
**Conference:**.....SWAC  
**President:**.....Dr. Lesia Crumpton-Young  
**VP/Intercollegiate Athletics:** .....Kevin Granger  
**SWA:** .....Dr. Dwalah Fisher  
**Faculty Athletic Rep:**.....Dr. Howard Henderson  
**Facility:**.....H&PE Arena (8,100)



### TEXAS SOUTHERN ROSTER

#	Player	Pos.	Ht.	Wt.	Class	Hometown (Previous School)
0	Yahuza Rasas	F	6-7	200	Sr.	St. Louis, Mo. / Mineral Area College
1	Galen Alexander	F	6-6	220	Gr.	Breaux Bridge, La. / Georgetown
2	AJ Lawson	G	6-5	205	Gr.	Bryan, Texas / McNeese State
3	PJ Henry	G	5-10	175	Jr.	Houston, Texas / Hartford
4	Bryson Etienne	G	6-3	190	Sr.	Houston, Texas / Temple College
5	Jordan Karl Nicholas	F	6-9	220	Sr.	Pearland, Texas / Stephen F. Austin
11	Jordan Gilliam	G	6-5	175	R-Sr.	Houston, Texas / UC Riverside
12	John Jones	G	6-0	165	Gr.	Baton Rouge, La. / Nevada
14	Kolby Granger	G	6-5	180	Fr.	Missouri City, Texas / Ridge Point
15	Justin Hopkins	F	6-5	205	Gr.	Huntsville, Ala. / Samford
20	Kehlin Farooq	G	6-5	180	So.	Houston, Texas / Hampton
23	Shaqir O'Neal	F	6-7	185	Fr.	Los Angeles, Calif. / Union Grove
24	John Walker III	F	6-9	200	R-Sr.	Houston, Texas / Texas A&M
25	Grayson Carter	F	6-10	225	R-Jr.	Dallas, Texas / UTA
32	Andrew Malveaux III	G	5-10	170	R-Jr.	Houston, Texas / Strake Jesuit
42	Davon Barnes	F	6-5	215	Fr.	Memphis, Tenn. / Collierville
44	Brison Gresham	F	6-9	240	Sr.	New Orleans, La. / Houston

### INTERVIEWS & POLICIES

#### DEPARTMENT OVERVIEW

The Texas Southern Office Of Sports Information is located in the H&PE Building located at the corner of Blodgett and Ennis Street on the campus of Texas Southern. The main number is 713-313-6829.

#### PRACTICE COVERAGE

All practices are closed to the public. Media members wishing to attend the beginning or conclusion of practice (interviews only) should contact the SID office for exact starting times and location.

#### ADDITIONAL INTERVIEWS

Head coach **Johnny Jones** will be available for in-person or phone interviews during a specified window. All interview requests must be coordinated through the TSU Sports Information Office **24 hours** in advance. Student-athlete's phone numbers will not be given out. Coaches and student-athletes are not available for interviews the day before a game or on gameday unless arrangements are made in advance.

#### VISITING RADIO INFORMATION

The official radio broadcast network for the visiting team must be designated in writing by the opposing team SID. For information on radio lines, contact the Texas Southern Sports Information Office at 713/313-6829.

### TEXAS SOUTHERN SID OFFICE

3100 Cleburne Street  
Houston, TX 77004

**Sports Information Director:** Ryan McGinty  
**Phone:** (713) 313-6829  
**Email:** ryan.mcginity@tsu.edu

**TSUSPORTS.com**

#### COACHING STAFF

**HEAD COACH:** Johnny Jones (LSU '85) 4th year at TSU

**ASSISTANT COACH:** Shyrone Chatman (Memphis '02) 5th year at TSU

**ASSISTANT COACH:** Randy Peele (Virginia Wesleyan '80) 4th year at TSU

**ASSISTANT COACH:** Josh White (North Texas '11) 3rd year at TSU

**PLAYER DEVELOPMENT:** Ansu Sesay (Ole Miss '19) 1st year at TSU

**VIDEO COORDINATOR:** Shelby Tse (Texas '15) 2nd year at TSU

## TSU GAME WEEK SCHEDULE

3 MONDAY	4 TUESDAY	5 WEDNESDAY	6 THURSDAY	7 FRIDAY	8 SATURDAY
at Southern Baton Rouge, La. 5:30 p.m.	TRAVEL	at Grambling State Grambling, La. 5:30 p.m.	PRACTICE	PRACTICE	UAPB Houston, Texas 5:30 p.m.

# TEXAS SOUTHERN

## MEN'S BASKETBALL

### SEASON ACCOLADES

#### SWAC PLAYER of the WEEK

John Walker III (12/8)

#### SWAC IMPACT PLAYER of the WEEK

Brison Gresham (12/21)

Karl Nicholas (12/8)

#### DOUBLE-DOUBLES

Karl Nicholas ..... 16p/12r at Southern (1/3/22)

Brison Gresham ..... 18p/12r at UTRGV (12/14/21)

John Walker III ..... 15p/10r at LA Tech (12/1/21)

#### 20+ POINTS

#### 30+ POINTS

#### 10+ REBOUNDS

Karl Nicholas ..... 12 at Southern (1/3/22)

Brison Gresham ..... 13 at Florida (12/8/21)

Yahuza Rasas ..... 13 at NC State (11/21/21)

Brison Gresham ..... 12 at UTRGV (12/14/21)

John Walker III ..... 10 at LA Tech (12/1/21)

Brison Gresham ..... 10 at NC State (11/21/21)

#### 5+ STEALS

#### 5+ BLOCK

Brison Gresham ..... 7 at UTRGV (12/14/21)

### LAST TIME THEY MET

TSU 75, Southern 73

2/13/20 · Grambling, La.

For the second straight weekend, TSU fans have had to live on the edge of their seats in the final seconds as both times **Jordan Gilliam** had a hand in the final outcome. Gilliam's basket with 2.6 seconds remaining followed by a big steal lifted TSU to a 75-73 road win over Grambling State as TSU held on in a game of runs.

In a season full of adversity already, the Tigers were thrown a curveball early Friday morning as forecasted weather conditions forced the contest to be pushed up two hours on Saturday.

Grambling State used an early run to begin the game to jump out to a 15-6 lead as **Cameron Christian** was a one-man crew with six points during the run. Sensing the game slipping away, **Yahuza Rasas** and **Michael Weathers** both nailed huge three-pointers to break GSU's momentum and draw TSU back within 17-13. Christian nailed another basket to move GSU ahead by six but TSU persevered and went on a 9-2 run over the next 3:11 led by **Justin Hopkins'** four points for a 22-21 lead.

From there, TSU began to roll as they went on and outscored Grambling State 24-11 over the final 8:01 of the first half. TSU sizzled like a fine steak from the field as they went 9-of-15 overall and 4-of-6 from the three-point line in addition to three steals as GSU committed five turnovers en route to a 46-34 halftime lead.

TSU would maintain a double-digit deficit for the first three minutes of the second half but it dwindled thanks to a 6-0 GSU run over the next 1:09 as they trailed 49-45. TSU answered with a team effort and countered with an 8-2 surge to reclaim a 59-49 lead with 12:19 left but Grambling State refused to go away and outscored TSU 10-2 over the next minute to claw back within 59-57. TSU's **Quinton Brigham** hit a pair of free throws to end the drought for TSU at the 9:11 mark as they scored six straight to push the lead back to 65-57 a minute later.

However, the momentum meter went back to Grambling State in a big way over the next five minutes as GSU went on a 12-2 run to claim a 69-67 lead with 2:59 left. To make matters worse, TSU's **Michael Weathers** fouled out with 2:17 left and Grambling State's lead increased to 70-67 after a **Trevell Cunningham** free throw.

**Jordan Gilliam** answered with a big basket to cut the deficit to 70-69 and after a GSU miss, Gilliam was fouled and hit a pair of free throws to move TSU back on top 71-70 with 1:25 remaining. Cunningham responded with a basket to put GSU ahead 72-71 but Karl Nicholas took a Hopkins' assist and scored to send the lead back to TSU at 73-72 with 41 seconds left.

Cunningham missed a three-pointer and TSU had a chance to start sealing the game but GSU grabbed the offensive rebound and was fouled. GSU's **Kelton Edwards'** hit 1of-2 free throws to knot the game at 73-all which set up Gilliam's game-winner. GSU attempted a desperation pass late but Gilliam picked off the pass to give TSU its fifth straight win and to avenge a loss to GSU in January.

Gilliam led TSU with 18 points and nine assists along with three blocks and two steals. Hopkins scored 15 points with six boards while Nicholas had a monster game with 13 points, 14 rebounds and three blocks.

### ABOUT GSU

Grambling State is under the direction of fifth-year head coach **Donte' Jackson** and enters with a 4-10 mark. Picked fourth in the SWAC's preseason poll, GSU picked up a SWAC win on Monday via forfeit as the game against Prairie View A&M was called due to COVID-19.

**Christian Cameron** leads GSU with 11.5 points and four rebounds. **Danya Kingsby** follows with 10.8 points while **AJ Taylor** is the top rebounder with 6.5 per game.

### THE SERIES

Since 2010, GSU is 5-20 against TSU but has won four of the past eight games as head coach **Donte' Jackson** has all the wins during that span. History says the game will be close as four of the past eight games have been decided by two points or less.

### HISTORY WAS MADE (AGAIN)

Texas Southern men's basketball made history once again as they became the first team in SWAC history to defeat a ranked opponent from the SEC after an impressive 69-54 win over No. 20 Florida on Dec. 6. While the win was monumental, TSU has been there before as this was its first win over a ranked team since a win at Oregon in 2018 and its second ranked win since 2014. In addition, the win also marked the first against an SEC opponent since

# TEXAS SOUTHERN

## MEN'S BASKETBALL

2018 (Texas A&M).

### PRO MENTALITY

TSU's non-schedule resembles an NBA schedule with 11 straight games away from campus.

TSU spent its first three games on the West Coast against Oregon and Saint Mary's from the West Coast Conference. On Nov. 15, TSU traveled to the state of Washington for the fifth consecutive year to face the University of Washington for the first time since 2008 in Seattle. TSU also traveled to Air Force, North Carolina State, BYU, Louisiana Tech, Florida and UTRGV. Games against Cincinnati and TCU were canceled due to COVID-19.

TSU will play four games in seven days as they'll open the 2022 SWAC slate at Southern on Monday, Jan. 3 followed by a trip to Grambling State on Wednesday, Jan. 5. TSU will make its 2022 home debut on Saturday, Jan. 8 against Arkansas-Pine Bluff.

### JONES NAMED CHAIR OF SWAC MEN'S BASKETBALL COACHES

Texas Southern head men's basketball coach **Johnny Jones** has been named Chair of the Southwestern Athletic Conference men's basketball coaches.

Jones' role will span two years as he'll serve as the liaison to the SWAC Office and other conference committees on all issues pertaining to men's basketball. He will also provide feedback to the league's presidents/chancellors and various administrators as the position calls for him to research and collect data from the league's head coaches and other sources when it comes to spearheading various initiatives to be voted on or discussed.

### PAC-12 AND SWAC PARTNERSHIP

The Pac-12 and Southwestern Athletic Conferences announced in October the formation of a basketball educational and scheduling partnership that will feature a first-of-its-kind annual home-and-home series between member institutions.

The men's and women's basketball partnership is aimed at creating both a forum for competition, as well as promotion and education around issues of anti-racism and social justice. The partnership is set to begin in

Nov. 2022, with six match-ups for the initial men's cycle determined in the coming weeks.

### MEN'S BASKETBALL PICKED TO FINISH 1ST, WALKER III, HOPKINS EARN PRESEASON ALL-SWAC HONORS

The Texas Southern University men's basketball team was picked to finish first by the Southwestern Athletic Conference while the duo of **John Walker III** and **Justin Hopkins** both earned preseason honors.

The poll was conducted by the league's head coaches and sports information directors.

Led by fourth-year head coach Johnny Jones, TSU returns four starters from last year's NCAA Tournament and SWAC Tournament Championship squad. A total of eight letterwinners return while the team also adds eight newcomers in addition to one redshirt.

Walker III, who was named second team All-SWAC, averaged 12.1 points per game last season while shooting 59 percent from the field. The 6-9 redshirt senior forward from Houston also grabbed 5.5 rebounds per game while blocking 26 shots.

Hopkins averaged 8.3 points and four rebounds per game while also shooting 75 percent from the charity stripe. The 6-5 grad student from Huntsville, Ala. was also named to the second team and had nine games with double digit points and is one of the most versatile players on the team with the ability to play multiple positions.

### FINAL 4 EXPERIENCE

Former University of Houston forward/center **Brison Gresham** joined the TSU program prior to the 2021-22 season and is having an immediate impact.

The 6-8, 230-pound Gresham is a native of New Orleans, La. and closed out non-conference play with a career highs in points (18) and blocks (7) in a win over UTRGV on Dec. 14. He has averaged 9.2 points and grabbed 10 rebounds over last five games.

He started 19 games at UH in 2020-21 while seeing action in 31 games as UH advanced to the Final Four for the first time since 1984. Gresham also adds an additional veteran with postseason experience with an appearance in the 2019 NCAA Sweet 16 round against Kentucky. In 2018-19, Gresham

tied a school record with 37 games played.

A true defensive presence at the rim, Gresham has 76 career blocks as he started his career at UMass before transferring to UH. This past season, Gresham led UH and ranked third in the American Athletic Conference with 46 blocks (1.5 per game). Gresham had 17 games with two or more blocks including four at SMU. In 2019-20, Gresham had a career-high six blocks against UTEP along with five at Wichita State. He also blocked five shots against Oregon in 2018. As a freshman at UMass, Gresham blocked 28 shots.

Classified as a senior entering the 2021-22 campaign, Gresham is also solid around the basket as he averages 64 percent from the field for his career with a career-best 70.4 percent in 2018-19.

### WHO'LL STEP UP

With the loss of leading scorer and point guard **Michael Weathers** to SMU following the offseason, fans will wonder who'll step up and replace his 16.5 points per game average.

TSU signed a pair of experienced guards in the offseason led by former McNeese State transfer **AJ Lawson**. Lawson averaged 11.8 points per game at McNeese State last season and was second on the team in rebounding (3.8) and minutes played (29.1). Lawson also led the team in assists with 5.5.

**PJ Henry** comes over from the University of Hartford after a NCAA Tournament run as he averaged 4.2 points and 1.5 assists. Also back is **Bryson Etienne**, who missed the 2020-21 season with an injury, as he averaged 7.2 points with 32 three-pointers made in 2019-20.

### FATHER FIGURES

A pair of TSU freshmen both have fathers who played a significant role in basketball during their playing days.

Freshman **Shaqir O'Neal** is the son of Basketball Hall of Famer **Shaquille O'Neal** and is the second O'Neal to grace the TSU campus as his sister, **Amirah**, plays for the women's team. TSU head coach **Johnny Jones** coached Shaquille during his playing days at LSU.

Freshman **Kolby Granger** is the son of TSU Vice President of Intercollegiate Athletics **Kevin Granger** and is the third Granger

# TEXAS SOUTHERN

## MEN'S BASKETBALL

to play basketball for TSU as his older brother **Kevin, Jr.** played several years ago.

**Kevin Granger, Sr.** was a standout student-athlete at Texas Southern from 1992-96 as he was a SWAC Freshman of the Year (1992), two-time Black College All-American, MVP of SWAC Tournament (1994) and a member of two SWAC Tournament Championship Teams (1994 and 1995). In 1996, Granger was the NCAA's Division I scoring leader with 27 points per game and his number (10) was retired by Texas Southern in 2002.

Also, TSU graduate student **John Jones**, is the father of TSU head coach **Johnny Jones**.

### UPDATED COVID-19 POLICY

The SWAC has announced its updated policy regarding Men's and Women's basketball games that are unable to be played due to the ongoing COVID-19 pandemic.

If an institution has a minimum of seven available student-athletes and one countable coach, it must participate in the scheduled basketball contest. If an institution does not have the requisite number of participants, it may still elect at its own discretion to play the contest.

If a team is unable to compete due to COVID-19 related issues the game will be counted as a forfeit for the purpose of the conference standings resulting in a loss for the team that caused the cancellation and a win for the opposing team.

If two opponents are unable to compete due to COVID-19 issues, both teams shall be deemed to have forfeited and each team will be charged with a loss. Institutions at their discretion, can work with each other and the conference office to reschedule the conference contest.

As per NCAA policy, a COVID-19 related forfeit will not change a team's official won-lost record, nor will it impact statistics or coaching records. It will only count for the purpose of the conference standings.

### H&PE IS THE PLACE TO BE

TSU takes the term "home, sweet home" to heart as the Tigers are 109-25 inside the H&PE Arena since 2008. TSU has won nine-plus games at home every year since the 2010-11 season as COVID-19 prevented the streak from continuing in 2021.

### BLOCK THEM OUT

TSU will be a force on the inside as all of its shot blockers return from 2020-21 while also adding another big shot blocker in **Brison Gresham** from the University of Houston.

**Karl Nicholas** blocked 28 shots last season followed by 26 from **John Walker III** and 11 each from **Galen Alexander** and **Yahuza Rasas**. Gresham blocked 46 shots at UH last season.

As a team, TSU ranks first in the SWAC with 4.3 blocks per game led by 16 from **Brison Gresham**.

### D-FENCE

TSU has held its ground defensively this season as they lead the SWAC in field goal defense (.421) and 3-point field goal percentage defense (.287). TSU ranks first in rebound offense (40.4) and rebounding defense (33.1) and first in offensive rebounds (14.3) and defensive rebounds (26.1).

### RADIO/INTERNET

All of Texas Southern's SWAC contests and selected non-conference contests will broadcast live on KTSU 90.9 FM or the Maroon & Gray network. The station can be heard via the airwaves or Internet at [www.ktsufm.org](http://www.ktsufm.org).

Smartphone and tablet users can also hear the game live by downloading the Tuneln application for their respective devices and selecting KTSU 90.0 FM.

### WELCOME TO THE SWAC

In the summer of 2020, the history of the SWAC changed tremendously as Florida A&M and Bethune-Cookman were admitted as the 11th and 12th members, respectively. The SWAC now extends from Texas to Florida as both institutions will add depth across all sports.

### UP NEXT

TSU will face Arkansas-Pine Bluff Saturday night inside the H&PE Arena.

### BET YOU DIDN'T KNOW

- The entire nation had a opportunity to find out about Texas Southern University this fall as the university hosted the third Democratic presidential primary debate on Sept. 12, 2020 inside the H&PE Arena. President **Joe Biden** and Vice President **Kamala Harris** both participated in the event.

- TSU was formally established in 1947 with a mission to establish a credible college for African-American students.

- Texas Southern University (TSU) is one of the nation's largest historically black colleges and universities (HBCUs). TSU provides a first class educational experience, offering over 120 baccalaureate, masters and doctoral degree programs in nine schools and colleges. The University has assets exceeding \$250 million and currently has over 10,800 students enrolled.

- The Thurgood Marshall School of Law, was created as a consequence of a 1946 lawsuit brought by **Heman M. Sweatt**. Under the Texas Constitution, which required separate but equal treatment, Mr. Sweatt was refused admission to the University of Texas School of Law because he was black. As a result, the legislature provided for an interim and separate law school for Negroes.

- **Good Morning America** host and NFL Hall of Famer **Michael Strahan** played at TSU from 1989-92.

- Grammy award winner music superstar **Megan Thee Stallion** is a current student at TSU and set to graduate in December 2021.

# TEXAS SOUTHERN

## MEN'S BASKETBALL

### RECAPS

#### GAME 1

**Oregon 83**

**TSU 66**

**11/9/21 • Eugene, Ore.**

A 10-2 run early in the second half allowed Oregon to pull away from Texas Southern as the Tigers dropped their 2021-22 season opener by an 83-66 margin Tuesday night.

Oregon jumped out to a 13-4 lead six minutes into the contest but TSU cut it to 13-8 after baskets from AJ Lawson and John Walker III over the next minute. The scoring would cease by both teams for nearly two minutes until an Oregon basket while TSU wouldn't return to the scoring column until the 9:47 mark after a Karl Nicholas layup. John Jones' trey drew TSU to within 16-14 with 9:17 remaining but again, scoring was at a premium for both teams as TSU was held to only five points over the next five minutes while Oregon increased its lead to 24-19. Yahuza Rasas' layup drew TSU within 24-21 but Oregon answered with a 12-3 surge behind 5-of-6 shooting to lead 36-24 with time winding down. PJ Henry would close out the half on a strong note with four points over the final 48 seconds to keep TSU close as they trailed 36-26 at the half.

A Justin Hopkins' basket would draw TSU to within 36-28 to open the second half but consecutive treys from the Ducks upped the margin back to 16 over the next two minutes. TSU managed to stay within 14 over the next few possessions but the Ducks upped their lead to 63-40 and never looked back from that point.

Walker III led TSU with 19 points, six rebounds and two blocks while Henry also finished in double digits with 10 points, a team-high three assists and four rebounds.

#### GAME 2

**Saint Mary's 67**

**TSU 58**

**11/12/21 • Moraga, Calif.**

Saint Mary's used a big second-half run to break open a tight game as Texas Southern fell 67-58 Friday night.

The first half was neck-and-neck from the opening tip as there were eight lead changes. TSU would take a 22-18 lead with 5:38 left after Karl Nicholas' layup but SMC answered with a three-pointer to draw within 22-21. The Gaels would reclaim a 23-22 margin on its next possession and led until the 3:25 mark as TSU's John Walker III hit a jumper to knot the contest at 26-all. TSU regained the lead at the 2:51 mark after a pair of Nicholas' free throws but SMC would knot it at 28-all. The Tigers would fight back to close out

the half ahead 31-28 after PJ Henry's three-pointer with a second left.

The beginning of the second half resembled the first as neither team could separate from each other. Down 41-40 with 13:04 remaining, TSU fought back and tied it at 43-all after John Walker III's trey. Over the next 5:43, the tide of the contest would change as SMC went on a 17-2 run as they were aided by five free throws and 6-of-9 shooting. On the opposite end, TSU shot 1-of-7 as SMC would hold on to its double digit lead until a pair of Justin Hopkins' free throws in the closing seconds.

Nicholas led TSU with 16 points and seven rebounds while also blocking two shots with two steals. Walker III added 15 points and six rebounds while Henry scored 13 points with five assists and five rebounds.

#### GAME 3

**Washington 72**

**TSU 65**

**11/15/21 • Seattle, Wash.**

The Texas Southern men's basketball team fought to end but Washington held on in the final 1:40 to secure a 72-65 win Monday night.

The first half was intense and set the tone for what was going to happen late in the contest as there were a total of eight lead changes in the half. TSU would lead by as much as four points on four occasions in the half as Justin Hopkins' trey with 47 seconds left would give TSU a 37-33 half-time lead.

Karl Nicholas' layup with 19 minutes left gave TSU a 39-34 lead which would hold until the 17:43 mark after a game-tying trey from Washington. A TSU turnover and missed three-pointer led to Washington reclaiming a 43-41 lead but TSU would take the lead back with 13:14 left after Hopkins' jumper. Nicholas recorded a big block on the ensuing defensive possession which led to his own layup and a 50-47 lead with 12:50 left. The Tigers suffered two untimely turnovers over the next minute which led to UW regaining a 51-50 lead after Daejon Davis' jumper.

The lead would flip on several occasions over the next few minutes with UW regaining a 58-56 lead after a three-pointer with 7:08 left. A TSU turnover led to a UW basket and a 60-56 deficit at the 6:44 mark. TSU would miss its next five shots and was held scoreless for three minutes in addition to three costly turnovers which led to a 63-56 deficit with 4:26 left. Jordan Gilliam's layup ended the drought with 3:17 remaining and the TSU offense found its groove as Nicholas' layup cut the deficit to 63-60 as the clock read 2:07. A TSU foul led to a pair of Husky free throws but TSU would counter with John Walker III's jumper to remain

within three at 65-62 with 1:40 left. UW's three-point attempt was short on the next possession but a TSU foul flipped the game as UW recorded a pair of free throws to move ahead 67-62. TSU would commit a shot clock violation right after and Washington went 5-of-6 from the charity stripe down the stretch to secure the win in the first-ever meeting between both schools.

Nicholas led TSU with 16 points and six boards while Hopkins scored 11. PJ Henry chipped in with 10 points, four rebounds and three assists. John Walker III added nine points with three blocks.

#### GAME 4

**Air Force 61**

**TSU 57**

**11/17/21 • Colorado Springs, Colo.**

For the second straight contest, TSU went down to the wire as Air Force pulled out a 61-57 win Wednesday night.

TSU jumped out to a fast start as they led 23-10 nearly 12 minutes in and would push its lead to as much as 15 (29-14) with 5:24 remaining. The double digit margin would hold for nearly three minutes until an 11-0 run by Air Force cut the lead to 33-28 at the half.

Air Force claimed its first lead of the game with 16:58 remaining in the second half after a three-pointer from Joseph Octave but Justin Hopkins reclaimed the lead after his dunk gave TSU a 37-36 lead at the 16:44 mark. TSU would remain out front over the next minute as the lead grew to 41-36 but an offensive foul by TSU led directly to a three-pointer by the Falcons and a 41-38 lead. TSU's A.J. Lawson answered with a layup for a 43-39 margin but the Tigers missed prime opportunity to pad the lead after missing three consecutive shots while Air Force's Jake Heidbreder hit a trey to draw within 43-42 with 11:42 on the clock.

The scoring would nearly cease for TSU as they went 1-of-9 from the field over the next seven minutes while Air Force went 6-for-11 en route to reclaiming a 53-46 lead. A PJ Henry basket would end TSU's drought as the Tigers began chipping away at the end. TSU responded with a 7-2 run to get back within 57-55 after Jordan Gilliam's three-pointer.

Air Force responded with a layup off a reverse dribble in the paint to make it a two-possession game (59-55). TSU was whistled for a turnover on the ensuing possession as Karl Nicholas was bumped by the Air Force defender while attempting to catch the ball in the paint. TSU was forced to foul as a result and Air Force bumped the lead to 61-55 after a pair of free throws. With time winding down and a two-possession Air Force lead, TSU would miss its next three shots unfortu-

# TEXAS SOUTHERN

## MEN'S BASKETBALL

### RECAPS

#### GAME 6

**BYU 81**

**TSU 64**

#### **11/24/21 • Provo, Utah**

PJ Henry scored a career-high 21 points but a big second half run by BYU was the difference as TSU fell 81-64 at #18 BYU Wednesday night at the Marriott Center.

Both teams hung tough with each other until the midway point of the first half as BYU went on a 14-3 run which turned a 9-7 contest into a 23-10 BYU lead. TSU refused to back down as John Jones ended the drought with a jumper as TSU began to heat up and cut BYU's lead to 26-20 behind the strength of 5-of-6 shooting from the field. The Cougars pushed their lead back to 10 on several occasions as the half went on but the Tigers remained in the hunt by getting to the free throw line and converting.

TSU would trail by seven (34-27) with 3:24 remaining as the flow of the contest would change over the final three minutes. Both teams traded three-pointers during the two-minute mark but BYU would add two more treys before the buzzer to go into the half ahead 43-30.

The Tigers would stay close for most of the second half as they trailed 59-49 after Brison Gresham's and-one with 12:57 remaining. However, BYU went on a 12-3 run to move ahead 71-52 at the 8:25 mark. The Tigers put together an 8-0 run over the next minute to get within 11 but that would be the closest they would get as BYU pulled away at the end.

PJ Henry led TSU with 21 points and four rebounds while Gresham added 12 points, nine rebounds and two blocks. Karl Nicholas and John Walker III both scored nine points.

#### GAME 7

**LA Tech 87**

**TSU 60**

#### **12/1/21 • Ruston, La.**

A big first half run by Louisiana Tech created a hurdle too high for TSU climb as they claimed an 87-60 win Wednesday night.

The Tigers were down by only three (9-6) with 15:38 left in the first half but saw the deficit grow to 13-6 after four straight from Tech. A Karl Nicholas jumper cut the gap to 13-8 but the tide of the contest would turn over the next 7:16 as LA Tech went on an 18-5 run to increase its lead to 31-13. During that span, the Bulldogs shot 66 percent (8-of-12) from the field while TSU was only 2-for-9 with four turnovers. Tech would lead by as much as 21 late in the half until a John Walker III layup

nately before scoring on a late basket with a second left.

John Walker III scored 16 points and grabbed four rebounds while Hopkins and Nicholas also had 10 points each. Nicholas also led TSU with six rebounds and had two steals.

#### GAME 5

**NC State 65**

**TSU 57**

#### **11/21/21 • Raleigh, N.C.**

NC State would pull away in the closing minutes of the second half as Texas Southern dropped another tough road decision by 65-57 margin Sunday evening at PNC Arena.

TSU would trail six minutes into the contest but took its first lead (8-7) with 13:26 left after PJ Henry's layup. NC State would regain the lead and pushed its margin to as much as nine (20-11) with 7:41 remaining but TSU responded with a 15-6 surge to regain a 26-25 lead after Brison Gresham's layup with 3:01 left. NC State's Breon Pass connected on two free throws to move the Wolfpack back ahead, but TSU fought back and closed out the half aided by PJ Henry's five points over the final 50 seconds to claim a 31-28 halftime lead.

TSU would lead by five on two occasions within the first two minutes of the second half but NC State would tie it at 37-all at the 16:32 mark. The Tigers regained the lead (38-37) after a Karl Nicholas free throw and would hold on to the lead for nearly two minutes. After clawing back and holding a 41-37 margin right before the 14-minute mark, the Tigers hit a wall shooting wise and missed their next seven shots as NC State would reclaim and up the lead to as much as six (47-41) following Terquavion Smith's three-pointer. The Tigers kept the game close on the defensive end before cutting its deficit in half after Bryson Etienne's three-pointer as they trailed 47-44 with 9:11 left. The Wolfpack hit a pair of free throws with 8:49 left to move ahead 49-44 but Henry kept TSU close with another three-pointer to keep TSU within striking distance at 49-47.

However, TSU would only hit three shots over the final eight minutes while NC State went 6-of-8 to pull away for the win.

Henry led TSU with 12 points while Yahuza Rasas and Gresham had double-digit rebounds with 13 and 10, respectively.

with 28 seconds left sent TSU into the locker room down 42-23.

TSU would get as close as 15 on three occasions within the first six-and-a-half minutes of the second half but Tech once again was hot from the field as they went 13-of-18 over the next nine minutes to pull away good after a 32-13 surge.

Walker III had TSU's first double-double of the year with 15 points and 10 rebounds. Nicholas added 13 points along with 10 from John Jones.

#### GAME 8

**TSU 69**

**Florida 54**

#### **12/14/21 • Gainesville, Fla.**

Texas Southern men's basketball made history once again as they became the first team in SWAC history to defeat a ranked opponent from the SEC after an impressive 69-54 win over No. 20 Florida Monday night.

Aside from a Brison Gresham layup at the 19:05 mark, Florida would remain out front during a seven-minute span as they would lead by as much as six on several occasions. TSU would reverse the outcome around the 12 minute mark as PJ Henry drained a three-pointer which kick started a 10-3 run aided by 5-of-6 shooting as TSU jumped ahead 22-18 with 9:04 left.

TSU turned to the aggressor once they had the lead and stepped up its play on both ends as they held Florida to only three field goals the remainder of the half while connecting on 50 percent of their baskets (6-of-12) en route to a 35-25 halftime lead. In addition to TSU's offense, they also doubled the Gators on the glass by a 22-11 rebound margin.

Knowing the Gators would come out fired up with their SEC streak on the line, TSU was up for the task to open the second half. Justin Hopkins opened the second half with a backdoor cut to the rim for a 37-25 lead. The Gators would eventually knock the lead down to eight (39-31) but TSU turned to its rebounding to generate its next basket as TSU picked up a pair of offensive rebounds which led to a John Walker III trey with the shot clock winding down for a huge 42-31 lead with 16:13 remaining.

The possession took the wind out of Florida's sails as TSU began to assert themselves on both ends. The Tigers took it to the Gators offensively with near-perfect (7-of-8) shooting over the next six minutes while holding Florida to 2-of-8 shooting which eventually led to a 19-point (55-36) lead at the 10:17 mark. Unlike the past few games which saw the team lose second half leads, the Tigers refused to budge this time as they upped

# TEXAS SOUTHERN

## MEN'S BASKETBALL

### RECAPS

#### GAME 10

**SU 63**

**TSU 50**

#### **1/3/21 • Baton Rouge, La.**

Texas Southern overcame a slow start early but couldn't close down the stretch as Southern claimed the 2022 SWAC men's basketball opener 63-50 Monday night.

It took time for TSU to regain its footing after being off for nearly a month as TSU committed an uncharacteristic eight turnovers within the first 5:35 as Southern stormed out to a 13-2 lead. Forced to use the bench earlier than normal due to the troubles, the Tigers would commit three more turnovers from that point before ending the drought on PJ Henry's three-pointer with 13 minutes remaining.

Henry would guide TSU through troubled waters over the next seven minutes as he scored six more points coupled with four from Karl Nicholas as TSU settled down with a 10-4 run which cut the deficit to 17-15 with 5:55 remaining. Southern would answer with a layup as Jayden Saddler got behind the defense in the paint to move ahead 19-15 on the ensuing possession.

The roles would reverse over the final 5:54 as Southern went 5-of-7 from the field which also included a 7-2 run over the final 3:50. Despite the run, TSU hung tough but couldn't make more of a dent as they couldn't capitalize from the free throw line with five missed attempts as SU claimed a 30-22 halftime lead.

Southern came out of the locker room hot as they connected on five of its first nine shots during an early 10-6 surge which pushed its lead to 40-28 at the 13:20 mark. However, TSU began to regroup and went to work on both ends of the floor as they put together an 11-3 run over the next three minutes.

With the deficit cut to 43-39 at the 9:54 mark, Southern's Brion Whitley nailed a three-pointer from the corner for a 46-39 margin. A technical foul was issued to TSU several seconds later and Saddler scored the next three points for SU as the close contest now turned into a 49-39 SU lead with 9:04 left. The deficit grew to as much as 11 (51-40) with 7:54 left but TSU once again made a late push with three straight baskets over the next 2:29 to trail 52-46 which led to a timeout.

The Tigers had SU on the ropes at that point as the Jaguars missed its next shot attempt following the timeout but turned the ball over on the next offensive possession on a jump ball. TSU would force a turnover immediately after, but Whitley read the pass all the way on the defensive end and scored an easy dunk as SU went ahead 54-46 with 3:55 left. TSU would miss a three-pointer and a free

throw on its next two possessions but stayed close after AJ Lawson drew a charge off an SU offensive rebound. However, TSU turned the ball over on its next possession and committed an intentional foul to prevent the fast break score. Saddler hit both free throws to up the margin back to double digits (56-46) and two more SU free throws with 2:23 left created a 12-point deficit. From that point, TSU wouldn't recover as SU closed out the contest.

Nicholas led TSU with 16 points and 12 rebounds and a block. Henry added 11 with three assists.

Henry added 11 with three assists.

their margin to 20 points twice down the stretch as Florida would draw no closer than 15 points. While the win was monumental, TSU has been there before as this was its first win over a ranked team since a win at Oregon in 2018 and its second ranked win since 2014. In addition, the win also marked the first against an SEC opponent since 2018 (Texas A&M).

Three players scored in double figures led by PJ Henry's 16 points followed by 14 from Karl Nicholas and 13 from John Walker III. Brison Gresham led TSU on the board with 13 rebounds while Nicholas and Walker both had two blocks.

#### GAME 9

**TSU 70**

**UTRGV 60**

#### **12/14/21 • Edinburg, Texas**

Brison Gresham posted career highs in points and and blocks while recording a double-double as TSU won its second straight following a 70-60 road win at UTRGV on Tuesday night.

TSU would lead from start to finish as they set the tone early. They led 7-5 after a John Jones' jumper with 14:50 remaining before turning up the heat on both ends as they outscored UTRGV 13-5 over the next 6:54. TSU went 6-of-9 from the field while forcing seven turnovers defensively as the lead grew to 18-10 after Justin Hopkins' trey.

The Tigers shut the paint down defensively led by Gresham's seven blocks in the half as UTRGV was left to generate offense from the perimeter. On the opposite end, TSU pretty much had its way inside and outside as they upped the lead to double digits with 4:55 left. UTRGV drew to within seven on two occasions down the stretch but TSU managed to regain a double-digit lead at the half as they led 32-21.

TSU enjoyed a double-digit lead early in the second half but UTRGV began to settle into an offensive rhythm and went 8-from-11 from the field over the next 7:16. UTRGV outscored TSU 20-10 as they were able to get within six on several occasions. Holding a 54-48 lead, Yahuza Rasas scored four of the next six points for TSU as they pushed its lead to 60-51 with 6:10 left. TSU would outscore UTRGV 6-2 from that point and regain control of the contest as they kept a double-digit lead over the final 4:15.

Gresham had a memorable night with career-best performances in points (18) and blocks (7). John Jones added a season-high 15 points while Justin Hopkins scored 12 points.

# TEXAS SOUTHERN

## MEN'S BASKETBALL

### GAME-BY-GAME STARTERS

11-9	at Oregon	Lawson	Gilliam	Hopkins	Nicholas	Walker III
11-12	at Saint Mary's	Henry	Jones	Hopkins	Nicholas	Walker III
11-15	at Washington	Henry	Lawson	Hopkins	Nicholas	Walker III
11-17	at Air Force	Henry	Lawson	Hopkins	Nicholas	Walker III
11-21	at NC State	Henry	Gilliam	Hopkins	Nicholas	Walker III
11-24	at BYU	Henry	Gresham	Hopkins	Etienne	Rasas
12-1	at Louisiana Tech	Henry	Gilliam	Hopkins	Gresham	Walker III
12-6	at Florida	Jones	Gilliam	Hopkins	Gresham	Walker III
12-14	at UTRGV	Jones	Gilliam	Hopkins	Gresham	Nicholas
1-3	*at Southern	Jones	Gilliam	Hopkins	Gresham	Walker III
1-5	*at Grambling State					
<b>1-8</b>	<b>*ARKANSAS-PINE BLUFF</b>					
<b>1-10</b>	<b>*MISSISSIPPI VALLEY STATE</b>					
1-15	*at Alcorn State					
1-17	*at Jackson State					
<b>1-22</b>	<b>*ALABAMA A&amp;M</b>					
<b>1-24</b>	<b>*ALABAMA STATE</b>					
2-5	*at Florida A&M					
2-7	*at Bethune-Cookman					
<b>2-12</b>	<b>*GRAMBLING STATE</b>					
<b>2-14</b>	<b>*SOUTHERN</b>					
2-19	*at Mississippi Valley State					
2-21	*at Arkansas-Pine Bluff					
<b>2-26</b>	<b>*JACKSON STATE</b>					
<b>2-28</b>	<b>*ALCORN STATE</b>					
<b>3-5</b>	<b>*PRAIRIE VIEW A&amp;M</b>					
3-9	SWAC TOURNAMENT					

# TEXAS SOUTHERN

## MEN'S BASKETBALL

### NUMERICAL ROSTER

#	Player	Pos.	Ht.	Wt.	Class	Hometown (Previous School)
0	Yahuza Rasas	F	6-7	200	Sr.	St. Louis, Mo. / Mineral Area College
1	Galen Alexander	F	6-6	220	Gr.	Breaux Bridge, La. / Georgetown
2	AJ Lawson	G	6-5	205	Gr.	Bryan, Texas / McNeese State
3	PJ Henry	G	5-10	175	Jr.	Houston, Texas / Hartford
4	Bryson Etienne	G	6-3	190	Sr.	Houston, Texas / Temple College
5	Joirdon Karl Nicholas	F	6-9	220	Sr.	Pearland, Texas / Stephen F. Austin
11	Jordan Gilliam	G	6-5	175	R-Sr.	Houston, Texas / UC Riverside
12	John Jones	G	6-0	165	Gr.	Baton Rouge, La. / Nevada
14	Kolby Granger	G	6-5	180	Fr.	Missouri City, Texas / Ridge Point
15	Justin Hopkins	F	6-5	205	Gr.	Huntsville, Ala. / Samford
20	Kehlin Farooq	G	6-5	180	So.	Houston, Texas / Hampton
23	Shaqir O'Neal	F	6-7	185	Fr.	Los Angeles, Calif. / Union Grove
24	John Walker III	F	6-9	200	R-Sr.	Houston, Texas / Texas A&M
25	Grayson Carter	F	6-10	225	R-Jr.	Dallas, Texas / UTA
32	Andrew Malveaux III	G	5-10	170	R-Jr.	Houston, Texas / Strake Jesuit
42	Davon Barnes	F	6-5	215	Fr.	Memphis, Tenn. / Collierville
44	Brison Gresham	F	6-9	240	Sr.	New Orleans, La. / Houston

### ALPHABETICAL ROSTER

#	Player	Pos.	Ht.	Wt.	Class	Hometown (Previous School)
1	Galen Alexander	F	6-6	220	Gr.	Breaux Bridge, La. / Georgetown
42	Davon Barnes	F	6-5	215	Fr.	Memphis, Tenn. / Collierville
25	Grayson Carter	F	6-10	225	R-Jr.	Dallas, Texas / UTA
4	Bryson Etienne	G	6-3	190	Sr.	Houston, Texas / Temple College
20	Kehlin Farooq	G	6-5	180	So.	Houston, Texas / Hampton
11	Jordan Gilliam	G	6-5	175	R-Sr.	Houston, Texas / UC Riverside
14	Kolby Granger	G	6-5	180	Fr.	Missouri City, Texas / Ridge Point
44	Brison Gresham	F	6-9	240	Sr.	New Orleans, La. / Houston
3	PJ Henry	G	5-10	175	Jr.	Houston, Texas / Hartford
15	Justin Hopkins	F	6-5	205	Gr.	Huntsville, Ala. / Samford
12	John Jones	G	6-0	165	Gr.	Baton Rouge, La. / Nevada
2	AJ Lawson	G	6-5	205	Gr.	Bryan, Texas / McNeese State
32	Andrew Malveaux III	G	5-10	170	R-Jr.	Houston, Texas / Strake Jesuit
5	Joirdon Karl Nicholas	F	6-9	220	Sr.	Pearland, Texas / Stephen F. Austin
23	Shaqir O'Neal	F	6-7	185	Fr.	Los Angeles, Calif. / Union Grove
0	Yahuza Rasas	F	6-7	200	Sr.	St. Louis, Mo. / Mineral Area College
24	John Walker III	F	6-9	200	R-Sr.	Houston, Texas / Texas A&M

### COACHING STAFF

**HEAD COACH:** Johnny Jones (LSU '85) 4th year at TSU

**ASSISTANT COACH:** Shyrone Chatman (Memphis '02) 4th year at TSU

**ASSISTANT COACH:** Josh White (North Texas '11) 3rd year at TSU

**SPECIAL ASSISTANT TO THE HEAD COACH:** Randy Peele (Virginia Wesleyan '80) 4th year at TSU

**PLAYER DEVELOPMENT:** Ansu Sesay (Ole Miss '19) 1st year at TSU

**VIDEO COORDINATOR:** Shelby Tse (Texas '15) 2nd year at TSU

# TEXAS SOUTHERN

## MEN'S BASKETBALL

### PRONUNCIATION CHART

0	Yahuza Rasas	Yah – hoo – zuh
1	Galen Alexander	Ga - lin
4	Bryson Etienne	Eh – tee- in
5	Jairdon Nicholas	Jordan
11	Jordan Gilliam	Gil - ee -um
12	John Jones	
14	Kolby Granger	Kol - bee
15	Justin Hopkins	
20	Kehlin Farooq	Key - lin - Fuh - rook
23	Shaqir O'Neal	Shu - keer
25	Grayson Carter	Gray - sun
32	Andrew Malveaux III	Mal - vo
42	Davon Barnes	Day - von
44	Brison Gresham	Bry - sun

### TIGERS BY STATE / COUNTRY

#### ALABAMA (1)

15	Justin Hopkins	F	6-5	205	Gr.	Huntsville, Ala. / Samford
----	----------------	---	-----	-----	-----	----------------------------

#### CALIFORNIA (1)

23	Shaqir O'Neal	F	6-7	185	Fr.	Los Angeles, Calif. / Union Grove
----	---------------	---	-----	-----	-----	-----------------------------------

#### LOUISIANA (3)

1	Galen Alexander	F	6-6	220	Gr.	Breaux Bridge, La. / Georgetown
12	John Jones	G	6-0	165	Gr.	Baton Rouge, La. / Nevada
44	Brison Gresham	F	6-9	240	Sr.	New Orleans, La. / Houston

#### MISSOURI (1)

0	Yahuza Rasas	F	6-7	200	Sr.	St. Louis, Mo. / Mineral Area College
---	--------------	---	-----	-----	-----	---------------------------------------

#### TENNESSEE (1)

42	Davon Barnes	F	6-5	215	Fr.	Memphis, Tenn. / Collierville
----	--------------	---	-----	-----	-----	-------------------------------

#### TEXAS (10)

2	AJ Lawson	G	6-5	205	Gr.	Bryan, Texas / McNeese State
3	PJ Henry	G	5-10	175	Jr.	Houston, Texas / Hartford
4	Bryson Etienne	G	6-3	190	Sr.	Houston, Texas / Temple College
5	Jairdon Karl Nicholas	F	6-9	220	Sr.	Pearland, Texas / Stephen F. Austin
11	Jordan Gilliam	G	6-5	175	R-Sr.	Houston, Texas / UC Riverside
14	Kolby Granger	G	6-5	180	Fr.	Missouri City, Texas / Ridge Point
20	Kehlin Farooq	G	6-5	180	So.	Houston, Texas / Hampton
24	John Walker III	F	6-9	200	R-Sr.	Houston, Texas / Texas A&M
25	Grayson Carter	F	6-10	225	R-Jr.	Dallas, Texas / UTA
32	Andrew Malveaux III	G	5-10	170	R-Jr.	Houston, Texas / Strake Jesuit

# TEXAS SOUTHERN

## MEN'S BASKETBALL

### JOHNNY JONES HEAD COACH



Johnny Jones begins his fourth season as Texas Southern's head men's basketball coach. Prior to arriving at TSU, Jones served as the Nevada Wolf Pack's associate head coach for one season. Jones came to Nevada after five seasons as the head coach at LSU.

Jones quickly made his mark on the TSU program as he led the Tigers on a history-making season in 2018-19 which included wins over three teams from Power 5 Conferences.

He quickly set the tone with a win over Baylor in his TSU debut as it marked the first-ever loss by Baylor to a team from the Southwestern Athletic Conference. Several weeks later, Jones once again made headlines as the Tigers knocked off No. 18 Oregon on the road. The loss was only the fourth non-conference defeat for Oregon since the Ducks opened Matthew Knight Arena in 2011. The Tigers capped off non-conference play with a solid win over Texas A&M of the SEC as the Tigers recorded their first-ever win over Texas A&M since the series began.

The Tigers completed the 2018-19 regular season with a 14-4 SWAC mark and the No. 2 seed in postseason play. The Tigers advanced to the finals of the 2019 SWAC Tournament for the third consecutive season and was selected to participate in the CollegelInsider.com Postseason Tournament. TSU turned its play up another level in postseason play as they embarked on its longest postseason run

since winning the 1977 NAIA Tournament with a 3-1 record and an appearance in the semifinal round.

Under Jones, senior forward Jeremy Combs had a breakout year as he was named Honorable Mention All-American by the Associated Press and was the SWAC's Player and Newcomer of the Year. The 6-7 standout also earned the league's player of the week award five times.

Despite the loss of an All-American in Combs, TSU once again remained in the upper echelon of the SWAC as the Tigers finished in third place and continued their dominance inside the H&PE Arena with a 10-1 record. TSU won its 10th consecutive first round opener in the SWAC Tournament which ultimately would be its last contest due to COVID-19. Senior guard Tyrik Armstrong received NABC All-District 22 First Team and All-SWAC First Team honors while sophomore forward Yahuza Rasas earned both NABC and All-SWAC Second Team honors. For the second straight season, TSU had a player move on to the professional ranks as forward Eden Ewing was signed by Michelin Etha Engomis Nicosia of the OPAP Basketball League.

In 2020-21, Jones set another milestone as he returned TSU to the NCAA Tournament for the ninth time in university history and fourth time as a head coach following an impressive SWAC Tournament run. The Tigers also made history with its second NCAA Tournament win in school history following a 60-52 win over Mount St. Mary's.

TSU overcame a myriad of obstacles during the regular season and continued to persevere as the team picked up a Mountain West non-conference win over Wyoming. TSU enters the 2021 postseason as one of the hottest teams nationally by winning 14-of-15 heading into the NCAA Tournament. TSU also featured Jones' second SWAC's Newcomer of the Year and SWAC Tournament MVP in Michael Weathers in addition to an All-SWAC Tournament team member in Karl Nicholas.

Jones spent one season (2017-18) at the University of Nevada before moving on to TSU. Jones helped the Wolf Pack win a second consecutive Mountain West outright regular season title going 15-3 in conference play and 29-8 overall. The 29 wins tied the school record. The Pack made a second consecutive NCAA Tournament appearance and reached the Sweet 16 for the second time in school history.

Prior to Nevada, Jones spent five years as head coach at his alma mater, LSU. He won 90 games in his five years as the head coach at LSU, the most of any head coach at LSU in their first five years. He was the fourth-winningest coach in LSU

# TEXAS SOUTHERN

## MEN'S BASKETBALL

history. The DeRidder, La. native led the LSU Tigers to two postseason appearances, an NIT and NCAA tournament bid, and coached the 2016 No. 1 overall pick in the NBA draft Ben Simmons.

While at LSU, Coach Jones also recruited future NBA players Tim Quarterman, Johnny O'Bryant, Jordan Mickey and Jarrell Martin. Among those he helped recruit to LSU in his assistant days were NBA superstar and Naismith Hall of Famer, Shaquille O'Neal. He also was involved in the recruiting of two-time All-American Chris Jackson (now Mahmoud Abdul-Rauf) and national high school player of the year (and an assistant coach under Jones), Randy Livingston.

Jones was also a head coach at North Texas for 11 seasons from 2001-12. He led the Mean Green to two NCAA tournaments berths and five top-three conference finishes. Overall, Jones has 34 years of Division I coaching experience, including 18 seasons as a head coach.

During the 1999-2000 season Jones was the interim head coach at Memphis and led the Tigers to a 15-16 record.

Jones played his college ball at LSU. He was a part of the 1981 Final Four team and joined head coach Dale Brown's staff after his playing time, helping lead the Tigers to another Final Four in 1986. Jones and his wife Kelli have two children, John, a TSU graduate and current student-athlete, and Jillian.

### THE JONES FILE

#### PERSONAL

**Birthdate:** March 30, 1961  
**Hometown:** DeRidder, La.  
**Family:** **Wife:** Kelly  
**Children:** John, Jillian

#### EDUCATION

**High School:** DeRidder High School, DeRidder, La.  
**College:** LSU, BA, 1985

#### PLAYING EXPERIENCE

Four-year letterman (1980-84) at LSU, G

#### COACHING EXPERIENCE

2018-19 - present	Texas Southern (Head Coach)
2017-18	Nevada (Associate Coach)
2012-17	LSU (Head Coach)
2001-12	North Texas (Head Coach)
2000-01	Alabama (Assistant Coach)
1999-00	Memphis (Interim Head Coach)
1997-99	Memphis (Associate Coach)
1994-97	LSU (Associate Coach)
1988-94	LSU (Assistant Coach)
1987-88	LSU (Administrative Assistant)
1985-87	LSU (Assistant Coach)
1984-85	LSU (Student Assistant)


#### POSTSEASON EXPERIENCE AS HEAD COACH

2020-21	Texas Southern / NCAA (First Round)
2018-19	Texas Southern / CIT (Semifinals)
2014-15	LSU / NCAA (First Round)
2013-14	LSU / NIT (Second Round)
2009-10	North Texas / NCAA (First Round)
2006-07	North Texas / NCAA (First Round)

#### JONES BY MONTH

MONTH	UM	UNT	LSU	TSU	Total
November	2-2	29-19	21-9	6-17	58-47
December	4-5	54-29	21-6	7-13	85-53
January	3-4	46-41	20-22	12-6	81-74
February	3-4	43-33	19-21	13-4	83-74
March	3-1	18-13	9-14	17-5	47-33
April				0-1	0-1
<b>Totals</b>	<b>15-16</b>	<b>190-146</b>	<b>90-72</b>	<b>59-47</b>	<b>354-281</b>

# 0 • Yahuza Rasas



## Season Highs

Points	8	12/14/21	at UTRGV
Minutes	28	11/09/21	at Oregon
Field Goals Made	3	12/14/21	at UTRGV
Field Goal Attempts	7	11/21/21	at NC State
3-Point Field Goals Made	0	01/03/22	at Southern U.
3-Point Field Goal Attempts	1	12/14/21	at UTRGV
Free Throws Made	2	12/14/21	at UTRGV
Free Throw Attempts	5	12/14/21	at UTRGV
Rebounds	13	11/21/21	at NC State
Assists	2	11/24/21	at BYU
Blocks	1	01/03/22	at Southern U.
Steals	1	12/14/21	at UTRGV

## Career Highs

Points: 20, Jackson State -- 02/15/20  
 Rebounds: 16 [t-2nd], Jackson State -- 02/15/20 ; Arkansas-Pine Bluff -- 1/27/20  
 Assists: 5 [t-10th], at Northern Ky. -- 11/23/19  
 Steals: 3, Mississippi Valley S -- 02/23/21 ; at Gonzaga -- 12/04/19  
 Blocks: 4 [t-1st], Prairie View A&M -- 1/11/20  
 FG made: 8, at Northern Ky. -- 11/23/19  
 FG attempts: 17 [t-8th], Jackson State -- 02/15/20  
 3FG made: 1, 12 times  
 3FG attempts: 3, 5 times  
 FT made: 7, Grambling -- 2/17/20  
 FT attempts: 11 [t-3rd], Grambling -- 2/17/20

## F • 6-7 • 200 • Sr. • St. Louis, Mo. (Mineral Area College)

Date	Opponent	GS	MIN	FGM/A %	3FG/A %	FTM/A %	OFF DEF TOT	AVG PF AST T/O	BLK	STL	PTS	AVG
11/09/21	at Oregon	28	1-6	.167	0-0	.000	2-2	1.000	2 2 4	4.0	2 0 2 0	1 4 4.0
11/12/21	at Saint Mary's	14	1-3	.333	0-0	.000	0-0	.000	1 2 3	3.5	1 0 1 0	0 2 3.0
11/15/21	at Washington	5	0-0	.000	0-0	.000	0-0	.000	3 1 4	3.7	1 0 0 0	0 0 2.0
11/17/21	at Air Force	19	1-2	.500	0-0	.000	0-0	.000	1 1 2	3.3	0 0 0 0	0 0 2.0
11/21/21	at NC State	27	3-7	.429	0-0	.000	2-3	.667	6 7 13	5.2	2 1 1 1	1 0 8 3.2
11/24/21	at BYU *	18	0-4	.000	0-1	.000	0-0	.000	1 5 6	5.3	2 2 0 0	0 0 0 2.7
12/14/21	at UTRGV	16	3-5	.600	0-1	.000	2-5	.400	0 4 4	5.1	1 1 3 0	1 8 3.4
01/03/22	at Southern U.	17	0-2	.000	0-0	.000	0-1	.000	2 4 6	5.3	4 0 4 1	0 0 3.0
<b>Total</b>		<b>144</b>	<b>9-29</b>	<b>.310</b>	<b>0-2</b>	<b>.000</b>	<b>6-11</b>	<b>.545</b>	<b>16 26 42</b>	<b>5.3</b>	<b>13 4 11 2</b>	<b>2 2 24 3.0</b>

## Rasas' career statistics

Per Game	G	GS	MPG	PPG	RPG	APG	SPG	BPG	TOPG	PFPG	FG%	3P%	FT%	
19-20	TxSo	31	24	26.3	9.8	8.2	0.7	0.4	0.3	1.8	2.2	.519	.176	.577
20-21	TxSo	25	10	18.9	5.8	4.9	0.4	0.5	0.2	1.5	1.3	.406	.316	.639
21-22	TxSo	8	1	18.0	3.0	5.3	0.6	0.4	0.3	1.4	1.6	.310	.000	.545
<b>Career</b>		<b>64</b>	<b>35</b>	<b>22.4</b>	<b>7.4</b>	<b>6.5</b>	<b>0.6</b>	<b>0.4</b>	<b>0.3</b>	<b>1.6</b>	<b>1.8</b>	<b>.465</b>	<b>.237</b>	<b>.590</b>

## About Yahuza

- Grabbed 13 rebounds at NC State on 11/21/21
- Career-high 4 blocks at Prairie View A&M on 1/11/20
- 2020-21 Preseason All-SWAC First Team Honoree
- 2019-20 All-SWAC Second Team...NABC Second Team Honoree
- Played his freshman season (2018-19) at Mineral Area College and averaged 15.4 points, 8.1 rebounds while shooting 64 percent from the field
- Named to the 2019 Division One All-Region First Team
- Played basketball and volleyball for St. Mary's High School

# 1 • Galen Alexander



## Season Highs

## Career Highs

Points: 26 [8th], UTRGV -- 02/06/21  
 Rebounds: 11, at Alabama A&M -- 3/1/21  
 Assists: 3, UTRGV -- 02/06/21 ; LeTourneau -- 12/11/20 ; at Auburn -- 12/15/20  
 Steals: 3, at Ark.-Pine Bluff -- 01/23/21  
 Blocks: 2, Grambling State -- 01/16/21 ; Prairie View -- 2/21/21  
 FG made: 10 [t-4th], UTRGV -- 02/06/21  
 FG attempts: 18 [t-3rd], at Oklahoma St. -- 11/28/20  
 3FG made: 4 [t-4th], Grambling State -- 01/16/21  
 3FG attempts: 8 [t-6th], at Oklahoma St. -- 11/28/20  
 FT made: 10 [t-1st], Alcorn State -- 03/04/21  
 FT attempts: 11 [t-3rd], Prairie View -- 2/21/21

F • 6-6 • 220 • Gr. • Breaux Bridge, La. (Georgetown)

Opponent Date GS Min FG-FGA Pct 3FG-FGA Pct FT-FTA Pct Off Def Tot Avg PF FO A TO Blk Stl Pts Avg

## Alexander's career statistics

Per Game	G	GS	MPG	PPG	RPG	APG	SPG	BPG	TOPG	PFPG	FG%	3P%	FT%	
17-18	LSU	9	0	6.1	1.9	2.1	0.1	0.1	0.0	0.2	0.6	.375	.182	.750
19-20	GTown	9	0	12.6	4.2	2.7	0.3	0.2	1.2	1.3	.429	.438	.636	
20-21	TxSo	25	20	24.5	9.7	4.7	1.0	0.9	0.4	1.8	2.2	.446	.329	.662
<b>Career</b>		<b>43</b>	<b>20</b>	<b>18.1</b>	<b>6.9</b>	<b>3.7</b>	<b>0.7</b>	<b>0.6</b>	<b>0.3</b>	<b>1.4</b>	<b>1.7</b>	<b>.439</b>	<b>.330</b>	<b>.663</b>

## About Galen

- Has not played in 2021-22 due to a preseason injury
- Fourth-leading scorer and rebounder on the team in 2020-21 (9.7 ppg/4.7 rpg)
- Transferred from Georgetown University in January of 2020
- Saw action in nine games at Georgetown and averaged 4.2 points and 2.7 rebounds
- Played his sophomore season at Jones County JC in Ellisville, Miss., averaging 17.2 points and 8.4 rebounds per game...earned honorable mention junior college All-America honors
- Started off at LSU as a freshman and originally signed by Johnny Jones but never played for him...saw action in nine games and averaged 1.9 ppg

# 2 • AJ Lawson



## Season Highs

Points	9	11/15/21	at Washington
Minutes	20	01/03/22	at Southern U.
Field Goals Made	4	11/15/21	at Washington
Field Goal Attempts	7	11/15/21	at Washington
3-Point Field Goals Made	1	01/03/22	at Southern U.
3-Point Field Goal Attempts	4	11/15/21	at Washington
Free Throws Made	0	01/03/22	at Southern U.
Free Throw Attempts	2	11/24/21	at BYU
Rebounds	5	01/03/22	at Southern U.
Assists	1	01/03/22	at Southern U.
Blocks	1	11/15/21	at Washington
Steals	1	11/12/21	at Saint

Mary's (CA)

## Career Highs

## G • 6-5 • 205 • Gr. • Bryan, Texas (McNeese State)

Date	Opponent	GS	MIN	FGM/A %	3FG/A %	FTM/A %	OFF DEF TOT	AVG	PF	AST	T/O	BLK	STL	PTS	AVG				
11/09/21	at Oregon *	16	1-3	.333	0-1	.000	0-1	.000	0	1	1	1.0	1	0	2	2.0			
11/12/21	at Saint Mary's	17	2-5	.400	0-1	.000	0-0	.000	0	4	4	2.5	1	0	2	3.0			
11/15/21	at Washington *	18	4-7	.571	1-4	.250	0-0	.000	2	3	5	3.3	4	0	6	1	0	9	5.0
11/17/21	at Air Force *	11	0-4	.000	0-0	.000	0-1	.000	2	2	4	3.4	0	0	1	0	0	0	4.4
11/24/21	at BYU	15	1-4	.250	0-2	.000	0-2	.000	0	3	3	3.3	1	1	1	0	0	2	4.0
01/03/22	at Southern U.	20	2-6	.333	1-3	.333	0-0	.000	2	3	5	3.6	1	1	1	0	0	5	4.1
Total		116	13-35	.371	3-13	.231	0-5	.000	7	18	25	3.6	12	2	14	1	1	29	4.1


## Lawson's career statistics

Per Game	Team	G	GS	MPG	PPG	RPG	APG	SPG	BPG	TOPG	PFPG	FG%	3P%	FT%
16-17	NorTx	30	19	23.1	11.4	4.4	1.0	1.0	0.2	1.6	2.4	.446	.271	.596
17-18	NorTx	37	30	25.3	9.0	4.9	2.1	0.8	0.3	2.0	3.1	.412	.208	.555
19-20	McNe	32	30	29.7	14.9	3.8	4.2	1.0	0.2	4.0	2.9	.460	.308	.643
20-21	McNe	23	23	29.1	11.8	5.1	5.5	0.9	0.1	3.3	2.3	.479	.407	.570
21-22	TxSo	7	3	16.9	4.1	3.6	0.3	0.1	0.1	2.1	1.7	.361	.214	.000
Career		129	105	26.1	11.3	4.5	2.9	0.9	0.2	2.7	2.7	.445	.295	.590

## About AJ

- Transfer from McNeese State...tied for third in scoring with 11.8 ppg in 2020-21...ranked third with 5.1 rpg...led team with 5.5 assists...led McNeese in scoring in 2019-20 with 14.9 ppg
- Began collegiate career at North Texas...saw action in 67 games...averaged 10.2 ppg over two seasons
- TexasHoops.com No. 18 player in Texas and HoopScoopOnline.com No. 110 player in the nation
- As a senior at Bryan High, he was named to the TABC All-Star team and MVP of District 18-5A, leading 5A in scoring at 31.2 points per game

# 3 • PJ Henry



## Season Highs

Points	21	11/24/21	at BYU
Minutes	34	11/24/21	at BYU
Field Goals Made	8	11/24/21	at BYU
Field Goal Attempts	16	11/24/21	at BYU
3-Point Field Goals Made	3	11/24/21	at BYU
3-Point Field Goal Attempts	7	11/24/21	at BYU
Free Throws Made	2	11/24/21	at BYU
Free Throw Attempts	3	11/24/21	at BYU
Rebounds	5	12/01/21	at Louisiana Tech
Assists	5	11/12/21	at Saint Mary's
Blocks	0	01/03/22	at Southern U.
Steals	3	01/03/22	at Southern U.

## Career Highs

Minutes: 34, vs. Baylor (March 19, 2021), at NC State (11/21/21)  
 Points: 21, at BYU (Nov. 24, 2021)  
 FG: 8, at BYU (Nov. 24, 2021)  
 FG Att.: 16, at BYU (Nov. 24, 2021)  
 3FG: 3, last – at BYU (Nov. 24, 2021)  
 3FG Att.: 7, at BYU (Nov. 24, 2021)  
 FT: 4, 3x, last – at Vermont (Jan. 18, 2020)  
 FT Att.: 6, at Central Connecticut (Nov. 5, 2019)  
 Rebounds: 5, 4x, last – at Louisiana Tech (12/1/21)  
 Assists: 7, vs. Maine (Dec. 20, 2020)  
 Blocks: --  
 Steals: 4, 2x, last – vs. Southern (01/03/22)

## G • 5-10 • 175 • Jr. • Houston, Texas (Hartford)

Date	Opponent	GS	MIN	FGM/A %	3FG/A %	FTM/A %	OFF DEF TOT	AVG	PF	AST	T/O	BLK	STL	PTS	AVG				
11/09/21	at Oregon	29	4-9	.444	1-2	.500	1-1	1.000	2	2	4	4.0	3	3	0	0	1	10	10.0
11/12/21	at Saint Mary's *	30	5-11	.455	2-3	.667	1-2	.500	0	5	5	4.5	2	5	2	0	1	13	11.5
11/15/21	at Washington *	33	5-15	.333	0-3	.000	0-0	.000	2	2	4	4.3	5	3	1	0	0	10	11.0
11/17/21	at Air Force *	27	1-3	.333	0-1	.000	0-0	.000	0	3	3	4.0	1	0	2	0	1	2	8.8
11/21/21	at NC State *	34	5-9	.556	2-2	1.000	0-3	.000	0	2	2	3.6	5	1	3	0	1	12	9.4
11/24/21	at BYU *	34	8-16	.500	3-7	.429	2-3	.667	1	3	4	3.7	2	2	1	0	0	21	11.3
12/01/21	at LA Tech *	26	0-4	.000	0-1	.000	1-2	.500	0	5	5	3.9	2	1	4	0	0	1	9.9
12/06/21	at Florida	27	7-14	.500	2-4	.500	0-1	.000	1	1	2	3.6	3	3	4	0	0	16	10.6
01/03/22	at Southern U.	30	4-9	.444	2-6	.333	1-2	.500	0	0	0	3.2	2	3	4	0	3	11	10.7
<b>Total</b>		<b>270</b>	<b>39-90</b>	<b>.433</b>	<b>12-29</b>	<b>.414</b>	<b>6-14</b>	<b>.429</b>	<b>6</b>	<b>23</b>	<b>29</b>	<b>3.2</b>	<b>25</b>	<b>21</b>	<b>21</b>	<b>0</b>	<b>7</b>	<b>96</b>	<b>10.7</b>

## Henry's career statistics

Per Game	Team	G	GS	MPG	PPG	RPG	APG	SPG	BPG	TOPG	PFPG	FG%	3P%	FT%
19-20	Hart	29	0	12.4	3.3	1.2	0.9	0.6	0.0	0.8	1.2	.376	.158	.688
20-21	Hart	24	0	17.4	4.2	1.7	1.5	0.7	0.0	1.0	1.5	.397	.414	.839
21-22	TxSo	9	6	29.8	10.7	3.2	2.4	0.8	0.0	2.3	2.8	.433	.414	.400
<b>Career</b>		<b>62</b>	<b>6</b>	<b>16.8</b>	<b>4.7</b>	<b>1.7</b>	<b>1.3</b>	<b>0.6</b>	<b>0.0</b>	<b>1.1</b>	<b>1.5</b>	<b>.402</b>	<b>.351</b>	<b>.692</b>

## About PJ

- Career-high 21 points at BYU on 11/24/21
- Made first career start at Saint Mary's on 11/12/21
- Transferred from Hartford...lettered two years
- Averaged career highs in scoring (4.2 ppg) and rebounding (1.7 rpg), adding 1.5 assists per game in 2020-21
- Logged a career-best 34 minutes against Baylor, adding eight points in the NCAA Tournament contest
- Named First Team All-Region, First Team All-State after averaging 20+ points and four assists per game in 2017-18...tabbed the 23-5A District MVP...led Shadow Creek to the program's first-ever state playoff

# 4 • Bryson Etienne



## Season Highs

Points	7	12/01/21	at Louisiana Tech
Minutes	22	11/24/21	at BYU
Field Goals Made	2	12/01/21	at Louisiana Tech
Field Goal Attempts	7	11/21/21	at NC State
3-Point Field Goals Made	1	12/01/21	at Louisiana Tech
3-Point Field Goal Attempts	3	11/17/21	at Air Force
Free Throws Made	2	12/01/21	at Louisiana Tech
Free Throw Attempts	2	12/01/21	at Louisiana Tech
Rebounds	4	11/21/21	at NC State
Assists	1	01/03/22	at Southern U.
Blocks	1	11/24/21	at BYU
Steals	2	11/21/21	at NC State

## Career Highs

Points: 27 [t-2nd], at Jackson St. -- 01/18/20  
 Rebounds: 7, Mississippi Valley State -- 1/25/20  
 Assists: 5 [t-6th], at Jackson St. -- 01/18/20, at Saint Mary's (11/21/21)  
 Steals: 4 [t-3rd], Alcorn State -- 1/6/2020  
 FG made: 8 [t-8th], at Jackson St. -- 01/18/20  
 FG attempts: 17 [t-5th], at Northern Ky. -- 11/23/19  
 3FG made: 4 [t-3rd], at Arkansas-Pine Bluff -- 02/24/20  
 3FG attempts: 10 [2nd], at Northern Ky. -- 11/23/19  
 FT made: 9 [t-3rd], at Jackson St. -- 01/18/20  
 FT attempts: 10 [t-6th], at Jackson St. -- 01/18/20

G • 6-3 • 190 • Sr. • Houston, Texas (Temple College)

Date	Opponent	GS	MIN	FGM/A %	3FG/A %	FTM/A %	OFF DEF TOT	AVG	PF	AST	T/O	BLK	STL	PTS	AVG				
11/09/21	at Oregon	5	0-2	.000	0-2	.000	0-0	.000	0	1	1	1.0	1	1	0	0	0	0.0	
11/12/21	at Saint Mary's	10	2-3	.667	0-0	.000	0-0	.000	1	1	2	1.5	2	0	0	0	0	4	2.0
11/15/21	at Washington	6	0-3	.000	0-2	.000	0-0	.000	0	1	1	1.3	0	1	0	0	0	0	1.3
11/17/21	at Air Force	6	0-4	.000	0-3	.000	0-0	.000	1	3	4	2.0	0	1	0	0	0	0	1.0
11/21/21	at NC State	12	2-7	.286	1-2	.500	2-2	1.000	1	3	4	2.4	2	1	1	0	2	7	2.2
11/24/21	at BYU *	22	0-6	.000	0-2	.000	1-2	.500	0	1	1	2.2	1	1	2	1	0	1	2.0
12/01/21	at LA Tech	14	2-5	.400	1-2	.500	2-2	1.000	0	2	2	2.1	1	1	1	0	0	7	2.7
12/06/21	at Florida	3	0-0	.000	0-0	.000	0-0	.000	0	0	0	1.9	0	0	0	0	0	0	2.4
01/03/22	at Southern U.	6	1-2	.500	0-0	.000	0-0	.000	0	0	0	1.7	0	1	1	0	0	2	2.3
<b>Total</b>		<b>84</b>	<b>7-32</b>	<b>.219</b>	<b>2-13</b>	<b>.154</b>	<b>5-6</b>	<b>.833</b>	<b>3</b>	<b>12</b>	<b>15</b>	<b>1.7</b>	<b>7</b>	<b>7</b>	<b>5</b>	<b>1</b>	<b>2</b>	<b>21</b>	<b>2.3</b>

## Etienne's career statistics

Per Game	Team	G	GS	MPG	PPG	RPG	APG	SPG	BPG	TOPG	PFPG	FG%	3P%	FT%
19-20	TxSo	32	6	18.5	7.2	2.6	1.6	0.8	0.0	1.5	1.1	.305	.258	.676
21-22	TxSo	9	1	9.3	2.3	1.7	0.8	0.1	0.1	0.6	0.8	.219	.143	.833
<b>Career</b>		<b>41</b>	<b>7</b>	<b>16.5</b>	<b>6.1</b>	<b>2.4</b>	<b>1.4</b>	<b>0.7</b>	<b>0.0</b>	<b>1.3</b>	<b>1.0</b>	<b>.295</b>	<b>.246</b>	<b>.688</b>

## About Bryson

- Did not see action in 2020-21 due to an injury
- Saw action in 32 games with six starts in 2019-20
- Averaged 7.2 points and 2.6 rebounds as a sophomore at TSU while scoring 20-plus on three occasions
- Started career at Temple College as a freshman and averaged 15.5 points while shooting 40.3 percent
- Was a four-year letter winner and starter at Fort Bend Bush High School and ranked the 41st best player in the state of Texas as a senior

# 5 • Joirdon Karl Nicholas



## Season Highs

Points	16	01/03/22	at Southern U.
Minutes	34	11/12/21	at Saint Mary's (CA)
Field Goals Made	7	12/06/21	at Florida
Field Goal Attempts	12	11/12/21	at Saint Mary's (CA)
3-Point Field Goals Made	0	01/03/22	at Southern U.
3-Point Field Goal Attempts	2	01/03/22	at Southern U.
Free Throws Made	6	01/03/22	at Southern U.
Free Throw Attempts	10	01/03/22	at Southern U.
Rebounds	12	01/03/22	at Southern U.
Assists	2	01/03/22	at Southern U.
Blocks	2	12/06/21	at Florida
Steals	2	01/03/22	at Southern U.

## Career Highs

Points: 24 [t-10th], vs Alcorn -- 03/11/21  
 Rebounds: 14 [t-7th], at Grambling -- 02/13/21  
 Assists: 3, Prairie View -- 2/21/21  
 Steals: 3, vs. North Dakota -- 1/4/18  
 FG made: 11 [t-2nd], vs Alcorn -- 03/11/21  
 FG attempts: 16, vs Alcorn -- 03/11/21  
 3FG attempts: 1, at Wyoming -- 11/30/20  
 FT made: 5, at Grambling -- 02/13/21 ; Alcorn State -- 03/04/21  
 FT attempts: 10, at Southern U.-- 1/03/22

## F • 6-9 • 220 • Sr. • Pearland, Texas (Stephen F. Austin)

Date	Opponent	GS	MIN	FGM/A %	3FG/A %	FTM/A %	OFF	DEF	TOT	AVG	PF	AST	T/O	BLK	STL	PTS	AVG
11/09/21	at Oregon	*	19	4-5 .800	0-0 .000	1-1 1.000	2	3	5	5.0	5	0	1	0	0	9	9.0
11/12/21	at Saint Mary's	*	34	6-12 .500	0-0 .000	4-6 .667	4	3	7	6.0	4	0	3	2	2	16	12.5
11/15/21	at Washington	*	25	7-11 .636	0-0 .000	2-2 1.000	4	2	6	6.0	3	2	2	1	0	16	13.7
11/21/21	at NC State	*	14	2-9 .222	0-0 .000	1-3 .333	1	4	5	5.8	3	0	2	1	0	5	11.2
11/24/21	at BYU		14	4-6 .667	0-0 .000	1-2 .500	1	3	4	5.5	4	0	1	0	2	9	10.8
12/01/21	at LA Tech		27	5-11 .455	0-0 .000	3-6 .500	1	7	8	5.9	0	0	3	1	2	13	11.1
12/06/21	at Florida		17	7-7 1.000	0-0 .000	0-0 .000	1	3	4	5.6	3	1	4	2	1	14	11.5
12/14/21	at UTRGV	*	21	3-5 .600	0-0 .000	1-2 .500	0	4	4	5.4	3	1	3	1	1	7	11.0
01/03/22	at Southern U.		29	5-10 .500	0-2 .000	6-10 .600	6	6	12	6.1	1	2	5	1	2	16	11.5
<b>Total</b>			<b>224</b>	<b>47-83 .566</b>	<b>0-2 .000</b>	<b>21-36 .583</b>	<b>22</b>	<b>39</b>	<b>61</b>	<b>6.1</b>	<b>30</b>	<b>8</b>	<b>29</b>	<b>9</b>	<b>12</b>	<b>115</b>	<b>11.5</b>

## Nicholas' career statistics

Per Game	Team	G	GS	MPG	PPG	RPG	APG	SPG	BPG	TOPG	PFPG	FG%	3P%	FT%
17-18	Mont	30	0	9.6	3.5	2.3	0.2	0.2	0.4	1.0	2.3	.603	-	.333
18-19	SFA	13	5	18.0	7.8	4.2	0.8	0.5	1.3	1.8	3.2	.423	-	.543
20-21	TxSo	26	19	23.3	10.9	6.8	0.8	0.5	1.1	1.6	3.2	.546	.000	.588
21-22	TxSo	10	6	22.7	11.5	6.1	0.8	1.2	0.9	2.9	3.0	.566	.000	.583
<b>Career</b>		<b>79</b>	<b>30</b>	<b>17.1</b>	<b>7.7</b>	<b>4.6</b>	<b>0.5</b>	<b>0.5</b>	<b>0.8</b>	<b>1.6</b>	<b>2.9</b>	<b>.534</b>	<b>.000</b>	<b>.529</b>

## About Karl

- Third-leading scorer on team in 2020-21 with 10.9 ppg...led team with 28 blocks and 6.8 rebounds
- Transferred from Southland Conference team Stephen F. Austin...sat out the 2019-20 season at TSU
- Averaged 7.8 points and 5.2 rebounds in 13 games at SFA...blocked 17 shots...made five starts
- Began his collegiate career as the first University of Montana signee from the state of Texas and saw action in 30 of 34 games...averaged 3.5 points and 2.3 rebounds per game while shooting 60.3-percent from the field
- Ranked as the 17th-best prospect in Texas as a senior...played at Dawson High School

# 11 • Jordan Gilliam



## Season Highs

Points	9	01/03/22	at Southern U.
Minutes	38	12/14/21	at UTRGV
Field Goals Made	4	01/03/22	at Southern U.
Field Goal Attempts	10	11/21/21	at NC State
3-Point Field Goals Made	2	12/06/21	at Florida
3-Point Field Goal Attempts	4	11/21/21	at NC State
Free Throws Made	1	11/09/21	at Oregon
Free Throw Attempts	2	11/09/21	at Oregon
Rebounds	5	12/14/21	at UTRGV
Assists	4	12/14/21	at UTRGV
Blocks	2	01/03/22	at Southern U.
Steals	3	11/15/21	at Washington

## Career Highs

Points: 18, vs Cal Baptist -- 11/29/18. Grambling 2/13/21  
 Rebounds: 8, vs. Bethesda -- 1/4/19, UTRGV 2/6/21  
 Assists: 9, vs. Bethesda -- 1/4/19, Grambling State 2/13/21  
 Steals: 4, at Valparaiso -- 12/2/18  
 FG made: 7, vs. Long Beach State -- 2/23/19 Grambling 2/13/21  
 FG attempts: 16, vs. Long Beach State -- 2/23/19  
 3FG made: 5 [t-1st], Alabama A&M -- 02/01/21  
 3FG attempts: 7, Alabama A&M -- 02/01/21  
 FT made: 5, vs Prairie View -- 03/13/21  
 FT attempts: 8, vs Prairie View -- 03/13/21  
 Blocks: 2 at Southern U. -- 01/03/22

## G • 6-5 • 175 • Sr. • Houston, Texas (UC Riverside)

Date	Opponent	GS	MIN	FGM/A %	3FG/A %	FTM/A %	OFF DEF TOT	AVG	PF	AST	T/O	BLK	STL	PTS	AVG
11/09/21	at Oregon	*	17	2-2	1.000 1-1	1.000 1-2	.500 0 0 0	0.0	3	1	1	0	1	6	6.0
11/15/21	at Washington		25	2-8	.250 0-1	.000 0-0	.000 3 2 5	2.5	4	0	2	0	3	4	5.0
11/17/21	at Air Force		20	2-3	.667 1-1	1.000 0-0	.000 0 3 3	2.7	1	1	2	1	1	5	5.0
11/21/21	at NC State	*	25	3-10	.300 1-4	.250 0-0	.000 1 0 1	2.3	4	1	2	0	0	7	5.5
11/24/21	at BYU		6	0-1	.000 0-0	.000 0-0	.000 0 1 1	2.0	2	0	0	0	0	0	4.4
12/01/21	at LA Tech	*	28	1-5	.200 0-1	.000 0-0	.000 0 2 2	2.0	0	1	1	0	1	2	4.0
12/06/21	at Florida	*	35	3-9	.333 2-3	.667 0-0	.000 1 3 4	2.3	3	2	2	0	2	8	4.6
12/14/21	at UTRGV	*	38	3-6	.500 0-2	.000 0-0	.000 0 5 5	2.6	1	4	1	1	1	6	4.8
01/03/22	at Southern U.	*	33	4-8	.500 1-2	.500 0-0	.000 0 2 2	2.6	2	0	0	2	0	9	5.2
<b>Total</b>			<b>227</b>	<b>20-52</b>	<b>.385 6-15</b>	<b>.400 1-2</b>	<b>.500 5 18 23</b>	<b>2.6</b>	<b>20</b>	<b>10</b>	<b>11</b>	<b>4</b>	<b>9</b>	<b>47</b>	<b>5.</b>

## Gilliam's career statistics

Per Game	Team	G	GS	MPG	PPG	RPG	APG	SPG	BPG	TOPG	PFPG	FG%	3P%	FT%
18-19	CalRv	29	11	19.3	6.8	3.3	2.5	0.6	0.2	1.6	2.3	.351	.309	.592
20-21	TxSo	26	22	26.0	5.9	3.2	2.7	0.9	0.4	1.7	2.1	.338	.258	.723
21-22	TxSo	9	6	25.1	5.2	2.7	1.2	1.0	0.4	1.2	2.2	.385	.429	.500
<b>Career</b>		<b>64</b>	<b>39</b>	<b>22.8</b>	<b>6.2</b>	<b>3.1</b>	<b>2.4</b>	<b>0.8</b>	<b>0.3</b>	<b>1.6</b>	<b>2.2</b>	<b>.350</b>	<b>.297</b>	<b>.642</b>

## About Jordan

- Came on strong at end of season...averaged 5.9 ppg...tied for second on team with 53 assists
- Scored 15 points in SWAC Tournament Championship and 12 in NCAA Tournament Opener
- Transfer from UC Riverside...sat out the 2019-20 season
- Played in 29 games at UCR with 11 starts in 2018-19...second on the team for guards with 95 rebounds, third on the team with 72 assists and 42 made free throws...averaged 6.8 ppg, 3.3 rpg and 2.5 apg
- Began his career at Salt Lake CC as a freshman
- Played for the Chris Walker Academy in high school

# 12 • John Jones



## Season Highs

Points	15	12/14/21	at UTRGV
Minutes	34	12/14/21	at UTRGV
Field Goals Made	6	12/14/21	at UTRGV
Field Goal Attempts	17	12/14/21	at UTRGV
3-Point Field Goals Made	3	12/14/21	at UTRGV
3-Point Field Goal Attempts	12	12/14/21	at UTRGV
Free Throws Made	2	11/12/21	at Saint Mary's (CA)
Free Throw Attempts	2	11/12/21	at Saint Mary's (CA)
Rebounds	3	12/14/21	at UTRGV
Assists	4	12/14/21	at UTRGV
Blocks	0	12/14/21	at UTRGV
Steals	0	12/14/21	at UTRGV

## Career Highs

Points: 27 [t-5th], at Arizona St. -- 12/28/19  
 Rebounds: 7, at Alabama St. -- 02/03/20  
 Assists: 4, at UTRGV -- 12/14/21; Miss. Valley -- 1/25/20  
 Steals: 3, at Alabama St. -- 02/03/20  
 Blocks: 1, Alabama St. -- 01/30/21 ; Mississippi Valley State -- 1/25/20 ; Alabama St. -- 3/2/20  
 FG made: 8, at Arizona St. -- 12/28/19  
 FG attempts: 18 [t-3rd], at Texas A&M -- 12/30/19  
 3FG made: 5 [t-1st], at Mississippi Valley -- 02/22/20  
 3FG attempts: 11 [1st], at Arizona St. -- 12/28/19  
 FT made: 7, at Arizona St. -- 12/28/19  
 FT attempts: 7, at Arizona St. -- 12/28/19

## G • 6-0 • 165 • Gr. • Baton Rouge, La. (Nevada)

Date	Opponent	GS	MIN	FGM/A%	3FG/A%	FTM/A%	OFF	DEF	TOT	AVG	PF	AST	T/O	BLK	STL	PTS	AVG	
11/09/21	at Oregon	18	2-5	.400	1-4	.250	0-0	.000	0	1	1	1.0	1	1	3	0	5	5.0
11/12/21	at Saint Mary's *	24	0-6	.000	0-3	.000	2-2	1.000	0	1	1	1.0	1	0	1	0	2	3.5
11/15/21	at Washington	4	0-3	.000	0-1	.000	0-0	.000	0	1	1	1.0	0	0	1	0	0	2.3
11/17/21	at Air Force	14	0-5	.000	0-3	.000	0-0	.000	0	0	0	0.8	2	0	1	0	0	1.8
11/21/21	at NC State	12	1-3	.333	1-2	.500	0-0	.000	0	0	0	0.6	0	0	0	0	3	2.0
11/24/21	at BYU	16	1-5	.200	0-3	.000	0-0	.000	0	1	1	0.7	1	0	0	0	2	2.0
12/01/21	at LA Tech	20	4-8	.500	2-5	.400	0-0	.000	1	2	3	1.0	4	1	0	0	10	3.1
12/06/21	at Florida *	15	0-3	.000	0-0	.000	0-0	.000	0	0	0	0.9	1	0	2	0	0	2.8
12/14/21	at UTRGV *	34	6-17	.353	3-12	.250	0-0	.000	2	1	3	1.1	1	4	0	0	15	4.1
01/03/22	at Southern U. *	12	1-3	.333	1-3	.333	0-0	.000	0	0	0	1.0	1	0	2	0	3	4.0
<b>Total</b>		<b>169</b>	<b>15-58</b>	<b>.259</b>	<b>8-36</b>	<b>.222</b>	<b>2-2</b>	<b>1.000</b>	<b>3</b>	<b>7</b>	<b>10</b>	<b>1.0</b>	<b>12</b>	<b>6</b>	<b>10</b>	<b>0</b>	<b>40</b>	<b>4.0</b>

## Jones' career statistics


Per Game	Team	G	GS	MPG	PPG	RPG	APG	SPG	BPG	TOPG	PFPG	FG%	3P%	FT%
17-18	Nevada	7	0	1.0	0.0	0.1	0.0	0.0	0.0	0.0	0.1	.000	-	-
18-19	TxSo	38	20	19.9	7.7	1.4	1.5	0.4	0.0	1.5	1.2	.375	.347	.854
19-20	TxSo	29	21	24.1	8.7	1.8	0.9	0.3	0.1	1.3	1.4	.325	.327	.864
20-21	TxSo	25	5	14.2	4.0	0.7	0.8	0.4	0.0	0.8	1.4	.277	.307	.842
21-22	TxSo	10	4	17.0	4.0	1.0	0.6	0.0	0.0	1.0	1.2	.259	.222	1.000
<b>Career</b>		<b>109</b>	<b>50</b>	<b>18.2</b>	<b>6.3</b>	<b>1.2</b>	<b>1.0</b>	<b>0.3</b>	<b>0.0</b>	<b>1.1</b>	<b>1.2</b>	<b>.329</b>	<b>.323</b>	<b>.858</b>

## About John

- Begins his fourth year at Texas Southern...one of the most experienced players on the roster
- Playing his final season as a graduate student
- Second-leading three-point shooter with 23 made in 2020-21
- Led TSU with 51 three-pointers made and started 21-of 27-contests in 2019-20
- Started his career at Nevada in 2017-18 and saw action in seven games
- Son of head coach Johnny Jones
- Lettered five seasons at University Lab in Baton Rouge, La...earned all-state, all-metro and all-district honors...scored 1,300 points in high school...played on teams that captured three state and five district titles

# 14 • Kolby Granger

G • 6-5 • 180 • Fr. • Missouri City, Texas (Ridge Point)



## Season Highs


## Career Highs

## Granger's career statistics

### About Kolby

- Son of SWAC Hall of Famer and TSU VP for Intercollegiate Athletics Kevin Granger
- Named to the District 20-6A Second Team as a senior and earned all-academic honors
- Led team to the playoffs in senior season
- One of four freshmen on the roster

# 15 • Justin Hopkins



## Season Highs

Points	12	12/14/21	at UTRGV
Minutes	35	12/14/21	at UTRGV
Field Goals Made	5	12/14/21	at UTRGV
Field Goal Attempts	11	12/14/21	at UTRGV
3-Point Field Goals Made	2	12/14/21	at UTRGV
3-Point Field Goal Attempts	5	11/15/21	at Washington
Free Throws Made	6	11/24/21	at BYU
Free Throw Attempts	6	11/24/21	at BYU
Rebounds	5	12/14/21	at UTRGV
Assists	4	12/14/21	at UTRGV
Blocks	0	01/03/22	at Southern U.
Steals	1	12/06/21	at Florida

## Career Highs

Points: 24 [t-10th], at Mississippi Valley -- 02/22/20  
 Rebounds: 17 [1st], Mississippi Valley State -- 1/25/20  
 Assists: 4, Prairie View A&M -- 1/11/20 ; Mississippi Valley State -- 1/25/20; 4, at UTRGV -- 12/14/21  
 Steals: 4 [t-4th], at Ark.-Pine Bluff -- 01/23/21  
 Blocks: 1, 9 times  
 FG made: 9 [t-7th], at Mississippi Valley -- 02/22/20  
 FG attempts: 13, Jackson State -- 02/15/20  
 3FG made: 3 [t-10th], Grambling -- 2/17/20  
 3FG attempts: 8 [t-6th], Alcorn State -- 03/04/21  
 FT made: 10 [t-1st], Mississippi Valley State -- 1/25/20  
 FT attempts: 12 [2nd], Mississippi Valley State -- 1/25/20

## F • 6-5 • 205 • Gr. • Huntsville, Ala. (Samford)

Date	Opponent	GS	MIN	FGM/A %	3FG/A %	FTM/A %	OFF	DEF	TOT	AVG	PF	AST	T/O	BLK	STL	PTS	AVG			
11/09/21	at Oregon	*	16	2-2	1.000	0-0	.000	0-0	.000	0	1	1	1.0	1	3	0	4	4.0		
11/12/21	at Saint Mary's *		35	0-3	.000	0-2	.000	2-2	1.000	1	2	1.5	2	1	0	0	2	3.0		
11/15/21	at Washington *		34	3-9	.333	1-5	.200	4-6	.667	1	2	3	2.0	3	2	3	0	1	11	5.7
11/17/21	at Air Force *		34	3-5	.600	0-1	.000	4-4	1.000	1	1	2	2.0	2	1	1	0	0	10	6.8
11/21/21	at NC State *		26	1-4	.250	1-2	.500	1-2	.500	1	1	2	2.0	3	1	2	0	0	4	6.2
11/24/21	at BYU *		25	1-3	.333	0-0	.000	6-6	1.000	1	1	2	2.0	2	1	3	0	1	8	6.5
12/01/21	at LA Tech *		16	2-9	.222	0-4	.000	0-0	.000	0	0	0	1.7	1	2	0	0	0	4	6.1
12/06/21	at Florida *		35	4-6	.667	0-1	.000	0-0	.000	1	3	4	2.0	1	2	1	0	1	8	6.4
12/14/21	at UTRGV *		35	5-11	.455	2-4	.500	0-0	.000	1	4	5	2.3	3	4	3	0	0	12	7.0
01/03/22	at Southern U. *		5	0-1	.000	0-1	.000	0-0	.000	0	1	1	2.2	1	0	2	0	0	0	6.3
<b>Total</b>			<b>261</b>	<b>21-53</b>	<b>.396</b>	<b>4-20</b>	<b>.200</b>	<b>17-20</b>	<b>.850</b>	<b>7</b>	<b>15</b>	<b>22</b>	<b>2.2</b>	<b>19</b>	<b>15</b>	<b>18</b>	<b>0</b>	<b>3</b>	<b>63</b>	<b>6.3</b>

## Hopkins' career statistics

Per Game	Team	G	GS	MPG	PPG	RPG	APG	SPG	BPG	TOPG	PFPG	FG%	3P%	FT%
16-17	Sam	34	0	16.1	5.1	2.6	0.5	0.2	0.1	0.8	1.2	.487	.346	.779
18-19	TxSo	34	1	18.0	6.3	4.0	0.6	0.4	0.1	1.2	1.7	.468	.154	.673
19-20	TxSo	32	25	28.6	10.5	4.8	1.0	0.8	0.2	2.2	2.7	.505	.362	.775
20-21	TxSo	26	8	28.6	8.3	4.0	1.2	0.8	0.1	1.4	1.3	.406	.300	.753
21-22	TxSo	10	10	26.0	6.3	2.2	1.5	0.3	0.0	1.8	1.9	.396	.200	.850
<b>Career</b>		<b>136</b>	<b>44</b>	<b>22.6</b>	<b>7.4</b>	<b>3.7</b>	<b>0.9</b>	<b>0.5</b>	<b>0.1</b>	<b>1.4</b>	<b>1.8</b>	<b>.462</b>	<b>.301</b>	<b>.751</b>

## About Justin

- 2021-22 Preseason All-SWAC Honoree who has already graduated
- Averaged 8.3 points and four rebounds per game while also shooting 75 percent from the charity stripe in 2020-21
- Apart of TSU's 2018-19 team which reached the semifinals of the CIT
- Played his freshman season at Samford and saw action in 34 contests
- Was a 3-star athlete by Future150.com in high school and tabbed the third best player in the state of Alabama
- Averaged 18.3 points, six rebounds and five assists per game as a junior while helping J.O. Johnson to the AHSAA Class 5A state championship

# 20 • Kehlin Farooq

G • 6-5 • 180 • Fr. • Houston, Texas (Hampton)



**Season Highs**

**Career Highs**

## Farooq's career statistics

### About Kehlin

- Transfer from Hampton University - did not see action at Hampton
- One of four freshmen on the roster
- Earned 5A TAPPS All-Tournament Honors and all-district honors as a senior at Westbury Christian
- Developed his own hand sanitizer, GermAtize, in 2020

# 23 • Shaqir O'Neal

F • 6-7 • 185 • Fr. • Los Angeles, Calif. (Union Grove)



## Season Highs

## Career Highs

## O'Neal's career statistics

### About Shaqir

- Son of Basketball Hall of Famer and TNT analyst Shaquille O'Neal
- Sister, Amirah, plays basketball for the TSU women's team
- Three star recruit in high school
- Began high school career at Crossroads High School in Santa Monica, Calif. before transferring to Union Grove High School as a senior in Georgia
- One of four freshmen on the roster

# 24 • John Walker III



## Season Highs

Points	19	11/09/21	at Oregon
Minutes	36	12/06/21	at Florida
Field Goals Made	6	11/12/21	at Saint Mary's (CA)
Field Goal Attempts	13	11/09/21	at Oregon
3-Point Field Goals Made	3	11/12/21	at Saint Mary's (CA)
3-Point Field Goal Attempts	5	11/09/21	at Oregon
Free Throws Made	8	11/17/21	at Air Force
Free Throw Attempts	11	12/01/21	at Louisiana Tech
Rebounds	10	12/01/21	at Louisiana Tech
Assists	7	12/06/21	at Florida
Blocks	3	11/15/21	at Washington
Steals	1	11/17/21	at Air Force

## Career Highs

Points: 35 [1st], LeTourneau -- 12/11/20  
 Rebounds: 10, LA Tech -- 12/01/21  
 Assists: 4, at Oklahoma St. -- 11/28/20  
 Steals: 2, 4 times  
 Blocks: 4 [t-1st], Prairie View -- 2/21/21  
 FG made: 15 [1st], LeTourneau -- 12/11/20  
 FG attempts: 18 [t-3rd], LeTourneau -- 12/11/20  
 3FG made: 3, at Saint Mary's (CA) -- 11/12/21  
 3FG attempts: 5, 2x last at Saint Mary's (CA) -- 11/12/21  
 FT made: 8 [t-9th], Southern -- 03/06/21, Air Force 11/15/21  
 FT attempts: 13 at Oregon 11/9/21

## F • 6-9 • 200 • Gr. • Houston, Texas (Texas A&M)

Date	Opponent	GS	MIN	FGM/A%	3FG/A %	FTM/A %	OFF DEF TOT	AVG PF AST T/O	BLK	STL	PTS	AVG
11/09/21	at Oregon	*	34	5-13 .385	2-5 .400	7-8 .875	2 4 6	6.0 1 0 2	2 1	19	19.0	
11/12/21	at Saint Mary's *		31	6-11 .545	3-4 .750	0-1 .000	1 5 6	6.0 4 0 5	1 0	15	17.0	
11/15/21	at Washington *		35	2-7 .286	0-2 .000	5-7 .714	2 3 5	5.7 3 0 3	3 1	9	14.3	
11/17/21	at Air Force *		24	4-10 .400	0-1 .000	8-8 1.000	1 3 4	5.3 4 2 0	0 0	16	14.8	
11/21/21	at NC State *		18	2-7 .286	0-0 .000	1-2 .500	0 2 2	4.6 4 0 1	0 0	5	12.8	
12/01/21	at LA Tech *		31	4-9 .444	0-0 .000	7-11 .636	6 4 10	5.1 2 3 2	2 2	0	15	12.6
12/06/21	at Florida *		36	5-9 .556	1-2 .500	2-4 .500	2 5 7	5.4 2 7 2	2 2	0	13	12.6
01/03/22	at Southern U. *		16	1-4 .250	0-0 .000	0-0 .000	1 2 3	5.1 3 2 0	0 0	2	11.4	
<b>Total</b>			<b>249</b>	<b>32-77 .416</b>	<b>6-16 .375</b>	<b>33-45 .733</b>	<b>16 30 46</b>	<b>5.1 24 15 18</b>	<b>10 3</b>	<b>103</b>	<b>11.4</b>	

## Walker's career statistics


Per Game	Team	G	GS	MPG	PPG	RPG	APG	SPG	BPG	TOPG	PFPG	FG%	3P%	FT%
18-19	TexA&M	30	1	13.3	3.2	2.4	0.6	0.5	0.2	1.1	1.2	.451	.304	.591
19-20	TxSo	15	8	16.7	5.2	3.4	0.5	0.7	0.6	1.7	1.6	.384	.111	.700
20-21	TxSo	24	22	26.0	12.1	5.5	1.3	0.7	1.1	1.7	2.2	.591	.222	.646
21-22	TxSo	9	8	27.6	11.4	5.3	1.7	0.3	1.1	2.0	2.7	.410	.375	.733
<b>Career</b>		<b>78</b>	<b>39</b>	<b>19.5</b>	<b>7.3</b>	<b>3.9</b>	<b>0.9</b>	<b>0.6</b>	<b>0.7</b>	<b>1.5</b>	<b>1.7</b>	<b>.498</b>	<b>.267</b>	<b>.662</b>

## About John

- 2021-22 Preseason All-SWAC
- Averaged 12.1 points per game last season while shooting 59 percent from the field
- Also grabbed 5.5 rebounds per game while blocking 26 shots
- Started the 2019-20 season off strong, but suffered a mid-season injury which slowed him down during SWAC play
- Played one season (2018-19) at Texas A&M where he averaged 3.2 points and 2.4 rebounds in 30 games
- A three-star recruit by 247 Sports, Rivals, and Scout, and played his prep career at Thurgood Marshall High School in Missouri City, Texas, where he helped lead the Buffaloes to a runner-up showing during their first trip to the Class 5A UIL State Championship Tournament during the 2016-17 season.

# 25 • Grayson Carter

G • 6-10 • 225 • R-Jr. • Dallas, Texas (UTA)



## Season Highs

## Career Highs

Points: 13 vs. Howard Payne (12/22/20)  
Rebounds: 8 @ ULM (1/9/21)  
Blocks: 1, 6x, Last vs. Little Rock (1/23/21)

## Carter's career statistics

Per Game	Team	G	GS	MPG	PPG	RPG	APG	SPG	BPG	TOPG	PFPG	FG%	3P%	FT%
18-19	GTown	14	0	4.7	1.1	1.0	0.1	0.1	0.1	0.6	1.1	.278	.333	.333
20-21	Tx-Ar	22	0	11.1	3.4	1.3	0.5	0.1	0.2	0.6	2.2	.403	.325	1.000
<b>Career</b>		<b>36</b>	<b>0</b>	<b>8.6</b>	<b>2.5</b>	<b>1.2</b>	<b>0.3</b>	<b>0.1</b>	<b>0.2</b>	<b>0.6</b>	<b>1.8</b>	<b>.375</b>	<b>.327</b>	<b>.765</b>

## About Grayson

- Began career at Georgetown before transferring to Texas Arlington prior to 2019-20, saw action in 36 games
- Four-star recruit in high school
- Named First Team All-District 6A-1, Offensive District MVP, First Team All-Area, First Team All-Region and Academic All-State and ranked as the 10th-best center nationally in his class as a senior

# 32 • Andrew Malveaux III

G • 5-10 • 170 • R-Jr. • Houston, Texas (Strake Jesuit)



## Season Highs

## Career Highs

Points: 12, Alcorn State -- 1/6/2020  
Rebounds: 8, at San Diego St. -- 11/05/19  
Assists: 2, Alcorn State -- 1/6/2020  
Steals: 2, Alabama A&M -- 02/29/20 ; LeTourneau -- 12/11/20  
Blocks: 2 [t-8th], Arkansas-Pine Bluff -- 1/27/20  
FG made: 4, Alcorn State -- 1/6/2020  
FG attempts: 10, Alcorn State -- 1/6/2020  
3FG made: 4 [t-3rd], Alcorn State -- 1/6/2020  
3FG attempts: 8 [t-6th], Alcorn State -- 1/6/2020  
FT made: 3, at Southern U. -- 03/05/20  
FT attempts: 3, at Southern U. -- 03/05/20 ; at Oklahoma St. -- 11/28/20 ; Concordia -- 12/7/19


## Malveaux's career statistics

Per Game	Team	G	GS	MPG	PPG	RPG	APG	SPG	BPG	TOPG	PFPG	FG%	3P%	FT%
20-21	TxSo	5	0	2.4	0.0	0.6	0.2	0.2	0.0	0.0	0.0	.000	.000	-
Career		5	0	2.4	0.0	0.6	0.2	0.2	0.0	0.0	0.0	.000	.000	-

## About Andrew

- Joined the team prior to the 2020-21 season
- Started his college career at McPherson College in 2018
- Played at Strake Jesuit High School in Houston and was a 2017-18 second team all-district selection

# 42 • Davon Barnes



## Season Highs

Points	6	12/01/21	at Louisiana Tech
Minutes	24	12/14/21	at UTRGV
Field Goals Made	3	12/01/21	at Louisiana Tech
Field Goal Attempts	5	12/14/21	at UTRGV
3-Point Field Goals Made	0	01/03/22	at Southern U.
3-Point Field Goal Attempts	1	01/03/22	at Southern U.
Free Throws Made	0	01/03/22	at Southern U.
Free Throw Attempts	1	12/01/21	at Louisiana Tech
Rebounds	3	01/03/22	at Southern U.
Assists	3	01/03/22	at Southern U.
Blocks	0	01/03/22	at Southern U.
Steals	2	12/14/21	at UTRGV

## Career Highs

F • 6-5 • 215 • Fr. • Memphis, Tenn. (Collierville)

Date	Opponent	GS	MIN	FGM/A %	3FG/A %	FTM/A %	OFF	DEF	TOT	AVG	PF	AST	T/O	BLK	STL	PTS	AVG		
11/09/21	at Oregon	5	0-1	.000	0-1	.000	0-0	.000	1	2	3	3.0	0	0	0	0	0	0.0	
11/12/21	at Saint Mary's	5	0-1	.000	0-0	.000	0-0	.000	1	0	1	2.0	0	0	0	0	0	0.0	
11/17/21	at Air Force	1	0-1	.000	0-0	.000	0-0	.000	1	0	1	1.7	0	0	0	0	0	0.0	
11/24/21	at BYU	2	0-0	.000	0-0	.000	0-0	.000	0	0	0	1.3	0	0	0	0	0	0.0	
12/1/21	at Louisiana Tech	18	3-5	.600	0-1	.000	0-1	.000	2	0	2	1.4	0	0	0	0	6	1.2	
12/06/21	at Florida	10	1-2	.500	0-1	.000	0-0	.000	1	1	2	1.5	1	0	1	0	2	1.3	
12/14/21	at UTRGV	24	2-5	.400	0-1	.000	0-0	.000	1	2	3	1.7	4	1	1	0	2	4	1.7
01/03/22	at Southern U.	14	0-2	.000	0-1	.000	0-0	.000	0	3	3	1.9	0	3	0	0	0	1.5	
<b>Total</b>		<b>79</b>	<b>6-17</b>	<b>.353</b>	<b>0-5</b>	<b>.000</b>	<b>0-1</b>	<b>.000</b>	<b>7</b>	<b>8</b>	<b>15</b>	<b>1.9</b>	<b>5</b>	<b>4</b>	<b>2</b>	<b>0</b>	<b>2</b>	<b>12</b>	<b>1.5</b>

## Barnes' career statistics

## About Davon

- Earned Class AAA All-State honors as a senior in 2020-21
- One of four freshmen on the roster
- Helped Collierville reach the semifinals round of the TSSAA Class AAA Boys' State Tournament.
- Averaged 18.2 points and 7.1 rebounds as a senior

# 44 • Brison Gresham



## Season Highs

Points	18	12/14/21	at UTRGV
Minutes	32	12/14/21	at UTRGV
Field Goals Made	8	12/14/21	at UTRGV
Field Goal Attempts	10	12/14/21	at UTRGV
3-Point Field Goals Made	0	01/03/22	at Southern U.
3-Point Field Goal Attempts	0	01/03/22	at Southern U.
Free Throws Made	4	11/21/21	at NC State
Free Throw Attempts	4	01/03/22	at Southern U.
Rebounds	13	12/06/21	at Florida
Assists	2	12/14/21	at UTRGV
Blocks	7	12/14/21	at UTRGV
Steals	1	12/14/21	at UTRGV

## Career Highs

Points: 18, UTRGV -- 12/14/21  
 Rebounds: 13, at Florida -- 12/14/21  
 Assists: 2, at SMU -- 1/3/21; Lamar -- 11/25/20; at Oklahoma St. -- 12/8/18; at UTRGV -- 12/14/21  
 Steals: 3, Tulsa -- 1/20/21  
 Blocks: 7, at UTRGV -- 12/14/21  
 FG made: 8, at UTRGV -- 12/14/21  
 FG attempts: 10, at UTRGV -- 12/14/21  
 3FG attempts: 1, at Oklahoma St. -- 12/8/18  
 FT made: 4, at UCF -- 12/26/20, at NC State -- 11/21/21 -- at UTRGV -- 12/14/21  
 FT attempts: 5, Oklahoma State -- 12/15/19

F • 6-9 • 240 • Sr. • New Orleans, La. (Houston)

Date	Opponent	GS	MIN	FGM/A %	3FG/A %	FTM/A %	OFF	DEF	TOT	AVG	PF	AST	T/O	BLK	STL	PTS	AVG			
11/09/21	at Oregon	13	3-4	.750	0-0	.000	1-2	.500	2	2	4	4.0	4	0	2	0	7	7.0		
11/15/21	at Washington	15	3-9	.333	0-0	.000	0-0	.000	7	4	11	7.5	3	0	1	1	0	6	6.5	
11/17/21	at Air Force	12	2-3	.667	0-0	.000	1-2	.500	2	3	5	6.7	3	0	4	0	1	5	6.0	
11/21/21	at NC State	21	1-4	.250	0-0	.000	4-4	1.000	5	5	10	7.5	2	0	0	2	0	6	6.0	
12/01/21	at LAtech	*	20	0-4	.000	0-0	.000	2-2	1.000	3	3	6	7.5	2	1	4	2	1	2	6.3
12/06/21	at Florida	*	22	4-7	.571	0-0	.000	0-0	.000	3	10	13	8.3	4	0	3	0	0	8	6.6
12/14/21	at UTRGV	*	32	8-10	.800	0-0	.000	2-2	1.000	5	7	12	8.8	2	2	3	7	1	18	8.0
01/03/22	at Southern U.	*	18	1-2	.500	0-0	.000	0-4	.000	5	3	8	8.7	3	0	3	2	0	2	7.3
<b>Total</b>			<b>177</b>	<b>27-50</b>	<b>.540</b>	<b>0-0</b>	<b>.000</b>	<b>12-19</b>	<b>.632</b>	<b>34</b>	<b>44</b>	<b>78</b>	<b>8.7</b>	<b>26</b>	<b>4</b>	<b>20</b>	<b>16</b>	<b>4</b>	<b>66</b>	<b>7.3</b>

## Gresham's career statistics

Per Game	Team	G	GS	MPG	PPG	RPG	APG	SPG	BPG	TOPG	PFPG	FG%	3P%	FT%
16-17	UMass	28	13	12.0	3.3	3.2	0.3	0.1	1.0	0.5	2.1	.623	-	.269
18-19	Hou	37	1	13.6	3.5	3.5	0.4	0.3	1.3	1.0	2.8	.705	-	.514
19-20	Hou	31	11	15.0	2.9	3.5	0.3	0.3	1.2	0.5	2.5	.643	-	.581
20-21	Hou	31	19	17.2	3.0	3.0	0.3	0.5	1.5	0.6	2.3	.563	-	.444
21-22	TxSo	9	5	19.4	7.3	8.6	0.4	0.4	1.8	2.2	2.9	.551	-	.632
<b>Career</b>		<b>136</b>	<b>49</b>	<b>14.8</b>	<b>3.4</b>	<b>3.7</b>	<b>0.3</b>	<b>0.3</b>	<b>1.3</b>	<b>0.8</b>	<b>2.5</b>	<b>.622</b>	<b>-</b>	<b>.486</b>

## About Brison

- Posted career highs in points (18) and blocks (7) while recording a double-double at UTRGV on 12/14/21
- Started first game at TSU at BYU on 11/24/21
- Started 19 games at UH in 2020-21 while seeing action in 31 games as UH advanced to the Final Four for the first time since 1984
- Led UH and ranked third in the American Athletic Conference with 46 blocks (1.5 per game)
- Made an appearance in the 2019 NCAA Sweet 16 round against Kentucky
- Tied a school record with 37 games played in 2018-19
- Has 76 career blocks as he started his career at UMass before transferring to UH



**2021-22 Texas Southern Men's Basketball  
Extended Season Box Score  
All games**

**Game Records**

Record	Overall	Home	Away	Neutral
ALL GAMES	2-8	0-0	2-8	0-0
CONFERENCE	0-1	0-0	0-1	0-0
NON-CONFERENCE	2-7	0-0	2-7	0-0

**Team Box Score Extended**

No.	Player				Total		3-Point		F-Throw		Rebounds																
		GP-GS	MIN	AVG	FG-FGA	FG%	3FG-3FGA	3FG%	FT-FTA	FT%	OFF	DEF	TOT	AVG	PF	DQ	A	A/G	TO	TO/G	A/TO	BLK	BLK/G	STL	STL/G	PTS	AVG
5	NICHOLAS, Joirdon Karl	10-6	224:37	22.5	47-83	.566	0-2	.000	21-36	.583	22	39	61	6.1	30	1	8	0.80	29	2.90	0.28	9	0.90	11	1.10	115	11.5
24	WALKER III, John	9-8	248:16	27.6	32-78	.410	6-16	.375	33-45	.733	17	31	48	5.3	24	0	15	1.67	18	2.00	0.83	10	1.11	3	0.33	103	11.4
3	HENRY, PJ	9-6	270:35	30.1	39-90	.433	12-29	.414	6-15	.400	7	22	29	3.2	25	2	22	2.44	21	2.33	1.05	0	0.00	7	0.78	96	10.7
44	GRESHAM, Brison	9-5	175:14	19.5	27-49	.551	0-0	.000	12-19	.632	33	44	77	8.6	26	0	4	0.44	20	2.22	0.20	16	1.78	4	0.44	66	7.3
15	HOPKINS, Justin	10-10	260:15	26.0	21-53	.396	4-20	.200	17-20	.850	7	15	22	2.2	19	0	15	1.50	18	1.80	0.83	0	0.00	3	0.30	63	6.3
11	GILLIAM, Jordan	9-6	225:60	25.1	20-52	.385	6-14	.429	1-2	.500	6	18	24	2.7	20	0	11	1.22	11	1.22	1.00	4	0.44	9	1.00	47	5.2
2	LAWSON, A.J.	7-3	116:41	16.7	13-36	.361	3-14	.214	0-4	.000	6	19	25	3.6	12	0	2	0.29	15	2.14	0.13	1	0.14	1	0.14	29	4.1
12	JONES, John	10-4	169:40	17.0	15-58	.259	8-36	.222	2-2	1.000	3	7	10	1.0	12	0	6	0.60	10	1.00	0.60	0	0.00	0	0.00	40	4.0
0	RASAS, Yahuza	8-1	145:06	18.1	9-29	.310	0-2	.000	6-11	.545	15	27	42	5.3	13	0	5	0.63	11	1.38	0.45	2	0.25	3	0.38	24	3.0
4	ETIENNE, Bryson	9-1	83:58	9.3	7-32	.219	2-14	.143	5-6	.833	3	13	16	1.8	7	0	7	0.78	5	0.56	1.40	1	0.11	1	0.11	21	2.3
42	BARNES, Davon	8-0	79:38	10.0	6-17	.353	0-5	.000	0-1	.000	7	8	15	1.9	5	0	4	0.50	2	0.25	2.00	0	0.00	2	0.25	12	1.5
<b>Total</b>		<b>10</b>	<b>2000</b>		<b>236-577</b>	<b>.409</b>	<b>41-152</b>	<b>.270</b>	<b>103-161</b>	<b>.640</b>	<b>143</b>	<b>263</b>	<b>406</b>	<b>40.6</b>	<b>193</b>	<b>3</b>	<b>99</b>	<b>9.90</b>	<b>169</b>	<b>16.90</b>	<b>0.59</b>	<b>43</b>	<b>4.30</b>	<b>44</b>	<b>4.40</b>	<b>616</b>	<b>61.6</b>
<b>Opponents</b>		<b>10</b>	<b>2000</b>		<b>244-579</b>	<b>.421</b>	<b>72-250</b>	<b>.288</b>	<b>133-199</b>	<b>.668</b>	<b>95</b>	<b>235</b>	<b>330</b>	<b>33.0</b>	<b>177</b>	<b>3</b>	<b>134</b>	<b>13.40</b>	<b>102</b>	<b>10.20</b>	<b>1.31</b>	<b>38</b>	<b>3.80</b>	<b>86</b>	<b>8.60</b>	<b>693</b>	<b>69.3</b>

**Score by Periods**

Team	1st	2nd	OT	TOT
Texas Southern	300	316	0	616
Opponents	314	379	0	693



## 2021-22 Texas Southern Men's Basketball Combined Team Statistics All games

### Game Records

Record	Overall	Home	Away	Neutral
ALL GAMES	2-8	0-0	2-8	0-0
CONFERENCE	0-1	0-0	0-1	0-0
NON-CONFERENCE	2-7	0-0	2-7	0-0

### Score by Periods

Team	1st	2nd	OT	TOT
Texas Southern	300	316	0	616
Opponents	314	379	0	693

### Team Box Score

No.	Player	Total			3-Point		F-Throw		Rebounds				PF DQ A TO BLK STL PTS AVG									
		GP-GS	MIN	AVG	FG-FGA	FG%	3FG-3FGA	3FG%	FT-FTA	FT%	OFF	DEF	TOT	AVG	PF	DQ	A	TO	BLK	STL	PTS	AVG
5	NICHOLAS, Joridon Karl	10-6	224:37	22.5	47-83	.566	0-2	.000	21-36	.583	22	39	61	6.1	30	1	8	29	9	11	115	11.5
24	WALKER III, John	9-8	248:16	27.6	32-78	.410	6-16	.375	33-45	.733	17	31	48	5.3	24	0	15	18	10	3	103	11.4
3	HENRY, PJ	9-6	270:35	30.1	39-90	.433	12-29	.414	6-15	.400	7	22	29	3.2	25	2	22	21	0	7	96	10.7
44	GRESHAM, Brison	9-5	175:14	19.5	27-49	.551	0-0	.000	12-19	.632	33	44	77	8.6	26	0	4	20	16	4	66	7.3
15	HOPKINS, Justin	10-10	260:15	26.0	21-53	.396	4-20	.200	17-20	.850	7	15	22	2.2	19	0	15	18	0	3	63	6.3
11	GILLIAM, Jordan	9-6	225:60	25.1	20-52	.385	6-14	.429	1-2	.500	6	18	24	2.7	20	0	11	11	4	9	47	5.2
2	LAWSON, A.J.	7-3	116:41	16.7	13-36	.361	3-14	.214	0-4	.000	6	19	25	3.6	12	0	2	15	1	1	29	4.1
12	JONES, John	10-4	169:40	17.0	15-58	.259	8-36	.222	2-2	1.000	3	7	10	1.0	12	0	6	10	0	0	40	4.0
0	RASAS, Yahuza	8-1	145:06	18.1	9-29	.310	0-2	.000	6-11	.545	15	27	42	5.3	13	0	5	11	2	3	24	3.0
4	ETIENNE, Bryson	9-1	83:58	9.3	7-32	.219	2-14	.143	5-6	.833	3	13	16	1.8	7	0	7	5	1	1	21	2.3
42	BARNES, Davon	8-0	79:38	10.0	6-17	.353	0-5	.000	0-1	.000	7	8	15	1.9	5	0	4	2	0	2	12	1.5
Team											17	20	37					9				
<b>Total</b>		<b>10</b>	<b>2000</b>		<b>236-577</b>	<b>.409</b>	<b>41-152</b>	<b>.270</b>	<b>103-161</b>	<b>.640</b>	<b>143</b>	<b>263</b>	<b>406</b>	<b>40.6</b>	<b>193</b>	<b>3</b>	<b>99</b>	<b>169</b>	<b>43</b>	<b>44</b>	<b>616</b>	<b>61.6</b>
<b>Opponents</b>		<b>10</b>	<b>2000</b>		<b>244-579</b>	<b>.421</b>	<b>72-250</b>	<b>.288</b>	<b>133-199</b>	<b>.668</b>	<b>95</b>	<b>235</b>	<b>330</b>	<b>33.0</b>	<b>177</b>	<b>3</b>	<b>134</b>	<b>102</b>	<b>38</b>	<b>86</b>	<b>693</b>	<b>69.3</b>

### Team Statistics

	TSU	OPP
<b>Scoring</b>	<b>616</b>	<b>693</b>
Points per game	61.6	69.3
Scoring margin	-7.7	-
<b>Field goals-att</b>	<b>236-577</b>	<b>244-579</b>
Field goal pct	.409	.421
<b>3 point fg-att</b>	<b>41-152</b>	<b>72-250</b>
3-point FG pct	.270	.288
3-pt FG made per game	4.1	7.2
<b>Free throws-att</b>	<b>103-161</b>	<b>133-199</b>
Free throw pct	.640	.668
F-Throws made per game	10.3	13.3
<b>Rebounds</b>	<b>406</b>	<b>330</b>
Rebounds per game	40.6	33.0
Rebounding margin	+7.6	-
<b>Assists</b>	<b>99</b>	<b>134</b>
Assists per game	9.9	13.4
<b>Turnovers</b>	<b>169</b>	<b>102</b>
Turnovers per game	16.9	10.2
Turnover margin	-6.7	-
Assist/turnover ratio	0.6	1.3
<b>Steals</b>	<b>44</b>	<b>86</b>
Steals per game	4.4	8.6
<b>Blocks</b>	<b>43</b>	<b>38</b>
Blocks per game	4.3	3.8
<b>Winning streak</b>	<b>0</b>	<b>-</b>
Home win streak	0	-
<b>Attendance</b>	<b>0</b>	<b>57510</b>
Home games-Avg/Game	0-0	10-5751
Neutral site-Avg/Game	-	0-0

### Team Results

Date	Opponent		Score	Att.
11/09/2021	at Oregon	L	66-83	7037
11/12/2021	at Saint Mary's (CA)	L	58-67	2602
11/15/2021	at Washington	L	65-72	5315
11/17/2021	at Air Force	L	57-61	1331
11/21/2021	at NC State	L	57-65	11806
11/24/2021	at BYU	L	64-81	15646
12/01/2021	at Louisiana Tech	L	60-87	2286
12/06/2021	at Florida	W	69-54	7623
12/14/2021	at UTRGV	W	70-60	1189
01/03/2022	at Southern U.	L	50-63	2675



**2021-22 Texas Southern Men's Basketball  
Overall Team Statistics  
All games**

**Team Statistics**

	<b>TSU</b>	<b>OPP</b>
<b>Scoring</b>	<b>616</b>	<b>693</b>
Points per game	61.6	69.3
Scoring margin	-7.7	-
<b>Field goals-att</b>	<b>236-577</b>	<b>244-579</b>
Field goal pct	.409	.421
<b>3 point fg-att</b>	<b>41-152</b>	<b>72-250</b>
3-point FG pct	.270	.288
3-pt FG made per game	4.1	7.2
<b>Free throws-att</b>	<b>103-161</b>	<b>133-199</b>
Free throw pct	.640	.668
F-Throws made per game	10.3	13.3
<b>Rebounds</b>	<b>406</b>	<b>330</b>
Rebounds per game	40.6	33.0
Rebounding margin	+7.6	-
<b>Assists</b>	<b>99</b>	<b>134</b>
Assists per game	9.9	13.4
<b>Turnovers</b>	<b>169</b>	<b>102</b>
Turnovers per game	16.9	10.2
Turnover margin	-6.7	-
Assist/turnover ratio	0.6	1.3
<b>Steals</b>	<b>44</b>	<b>86</b>
Steals per game	4.4	8.6
<b>Blocks</b>	<b>43</b>	<b>38</b>
Blocks per game	4.3	3.8
<b>Winning streak</b>	<b>0</b>	<b>-</b>
Home win streak	0	-
<b>Attendance</b>	<b>0</b>	<b>57510</b>
Home games-Avg/Game	0-0	10-5751
Neutral site-Avg/Game	-	0-0

**Score by Periods**

<b>Team</b>	<b>1st</b>	<b>2nd</b>	<b>OT</b>	<b>TOT</b>
Texas Southern	300	316	0	616
Opponents	314	379	0	693



**2021-22 Texas Southern Men's Basketball  
Individual Game-by-Game  
All games**

**#0 RASAS, Yahuza**

Opponent	Date	GS	MIN	Total		3-Pointers		Free throws		Rebounds				PF	A	TO	BLK	STL	PTS	AVG
				FG-FGA	PCT	3FG-3FGA	PCT	FT-FTA	PCT	OFF	DEF	TOT	AVG							
at Oregon	11/09/2021		27:41	1-6	.167	0-0	.000	2-2	1.000	2	2	4	4.0	2	0	2	0	1	4	4.0
at Saint Mary's (CA)	11/12/2021		14:14	1-3	.333	0-0	.000	0-0	.000	1	2	3	3.5	1	0	1	0	0	2	3.0
at Washington	11/15/2021		05:05	0-0	.000	0-0	.000	0-0	.000	3	1	4	3.7	1	0	0	0	0	0	2.0
at Air Force	11/17/2021		18:53	1-2	.500	0-0	.000	0-0	.000	1	1	2	3.3	0	0	0	0	0	2	2.0
at NC State	11/21/2021		28:34	3-7	.429	0-0	.000	2-3	.667	5	8	13	5.2	2	2	1	1	1	8	3.2
at BYU	11/24/2021	*	17:33	0-4	.000	0-1	.000	0-0	.000	1	5	6	5.3	2	2	0	0	0	0	2.7
at UTRGV	12/14/2021		16:29	3-5	.600	0-1	.000	2-5	.400	0	4	4	5.1	1	1	3	0	1	8	3.4
at Southern U.	01/03/2022		16:37	0-2	.000	0-0	.000	0-1	.000	2	4	6	5.3	4	0	4	1	0	0	3.0
<b>Totals</b>		<b>1</b>	<b>145:06</b>	<b>9-29</b>	<b>.310</b>	<b>0-2</b>	<b>.000</b>	<b>6-11</b>	<b>.545</b>	<b>15</b>	<b>27</b>	<b>42</b>	<b>5.3</b>	<b>13</b>	<b>5</b>	<b>11</b>	<b>2</b>	<b>3</b>	<b>24</b>	<b>3.0</b>

**Player Averages**

Games Played	Minutes/game	Points/game	FG Pct	3FG Pct	FT Pct	Rebounds/game	Assists/game	Turnovers/game	Assist/Turnover ratio	Steals/game	Blocks/game
8	18.1	3.0	31.0	0.0	54.5	5.3	0.6	1.4	0.5	0.4	0.3



**2021-22 Texas Southern Men's Basketball  
Individual Game-by-Game  
All games**

**#2 LAWSON, A.J.**

Opponent	Date	GS	MIN	Total		3-Pointers		Free throws		Rebounds				PF	A	TO	BLK	STL	PTS	AVG
				FG-FGA	PCT	3FG-3FGA	PCT	FT-FTA	PCT	OFF	DEF	TOT	AVG							
at Oregon	11/09/2021	*	15:50	1-3	.333	0-1	.000	0-1	.000	0	1	1	1.0	1	0	2	0	0	2	2.0
at Saint Mary's (CA)	11/12/2021		16:42	2-5	.400	0-1	.000	0-0	.000	0	4	4	2.5	1	0	2	0	1	4	3.0
at Washington	11/15/2021	*	18:39	4-7	.571	1-4	.250	0-0	.000	2	3	5	3.3	4	0	6	1	0	9	5.0
at Air Force	11/17/2021	*	18:58	3-6	.500	1-2	.500	0-1	.000	1	2	3	3.3	4	0	1	0	0	7	5.5
at NC State	11/21/2021		11:33	0-5	.000	0-1	.000	0-0	.000	1	3	4	3.4	0	0	2	0	0	0	4.4
at BYU	11/24/2021		15:37	1-4	.250	0-2	.000	0-2	.000	0	3	3	3.3	1	1	1	0	0	2	4.0
at Southern U.	01/03/2022		19:22	2-6	.333	1-3	.333	0-0	.000	2	3	5	3.6	1	1	1	0	0	5	4.1
<b>Totals</b>		<b>3</b>	<b>116:41</b>	<b>13-36</b>	<b>.361</b>	<b>3-14</b>	<b>.214</b>	<b>0-4</b>	<b>.000</b>	<b>6</b>	<b>19</b>	<b>25</b>	<b>3.6</b>	<b>12</b>	<b>2</b>	<b>15</b>	<b>1</b>	<b>1</b>	<b>29</b>	<b>4.1</b>

**Player Averages**

Games Played	Minutes/game	Points/game	FG Pct	3FG Pct	FT Pct	Rebounds/game	Assists/game	Turnovers/game	Assist/Turnover ratio	Steals/game	Blocks/game
7	16.7	4.1	36.1	21.4	0.0	3.6	0.3	2.1	0.1	0.1	0.1



**2021-22 Texas Southern Men's Basketball  
Individual Game-by-Game  
All games**

**#3 HENRY, PJ**

Opponent	Date	GS	MIN	Total		3-Pointers		Free throws		Rebounds				PF	A	TO	BLK	STL	PTS	AVG	
				FG-FGA	PCT	3FG-3FGA	PCT	FT-FTA	PCT	OFF	DEF	TOT	AVG								
at Oregon	11/09/2021		28:37	4-9	.444	1-2	.500	1-1	1.000	2	2	4	4.0	3	3	0	0	1	10	10.0	
at Saint Mary's (CA)	11/12/2021	*	30:31	5-11	.455	2-3	.667	1-2	.500	0	5	5	4.5	2	5	2	0	1	13	11.5	
at Washington	11/15/2021	*	32:24	5-15	.333	0-3	.000	0-0	.000	2	2	4	4.3	5	3	1	0	0	10	11.0	
at Air Force	11/17/2021	*	27:49	1-3	.333	0-1	.000	0-0	.000	0	3	3	4.0	1	0	2	0	1	2	8.8	
at NC State	11/21/2021	*	33:30	5-9	.556	2-2	1.000	0-4	.000	1	1	2	3.6	5	2	3	0	1	12	9.4	
at BYU	11/24/2021	*	34:11	8-16	.500	3-7	.429	2-3	.667	1	3	4	3.7	2	2	1	0	0	21	11.3	
at Louisiana Tech	12/01/2021	*	26:12	0-4	.000	0-1	.000	1-2	.500	0	5	5	3.9	2	1	4	0	0	1	9.9	
at Florida	12/06/2021		26:58	7-14	.500	2-4	.500	0-1	.000	1	1	2	3.6	3	3	4	0	0	16	10.6	
at Southern U.	01/03/2022		30:24	4-9	.444	2-6	.333	1-2	.500	0	0	0	3.2	2	3	4	0	3	11	10.7	
<b>Totals</b>			<b>6</b>	<b>270:35</b>	<b>39-90</b>	<b>.433</b>	<b>12-29</b>	<b>.414</b>	<b>6-15</b>	<b>.400</b>	<b>7</b>	<b>22</b>	<b>29</b>	<b>3.2</b>	<b>25</b>	<b>22</b>	<b>21</b>	<b>0</b>	<b>7</b>	<b>96</b>	<b>10.7</b>

**Player Averages**

Games Played	Minutes/game	Points/game	FG Pct	3FG Pct	FT Pct	Rebounds/game	Assists/game	Turnovers/game	Assist/Turnover ratio	Steals/game	Blocks/game
9	30.1	10.7	43.3	41.4	40.0	3.2	2.4	2.3	1.0	0.8	0.0



**2021-22 Texas Southern Men's Basketball  
Individual Game-by-Game  
All games**

**#4 ETIENNE, Bryson**

Opponent	Date	GS	MIN	Total		3-Pointers		Free throws		Rebounds				PF	A	TO	BLK	STL	PTS	AVG
				FG-FGA	PCT	3FG-3FGA	PCT	FT-FTA	PCT	OFF	DEF	TOT	AVG							
at Oregon	11/09/2021		05:02	0-2	.000	0-2	.000	0-0	.000	0	1	1	1.0	1	1	0	0	0	0	0.0
at Saint Mary's (CA)	11/12/2021		09:38	2-3	.667	0-0	.000	0-0	.000	1	2	3	2.0	2	0	0	0	0	4	2.0
at Washington	11/15/2021		05:46	0-3	.000	0-2	.000	0-0	.000	0	1	1	1.7	0	1	0	0	0	0	1.3
at Air Force	11/17/2021		05:57	0-4	.000	0-3	.000	0-0	.000	1	3	4	2.3	0	1	0	0	0	0	1.0
at NC State	11/21/2021		12:23	2-7	.286	1-3	.333	2-2	1.000	1	3	4	2.6	2	1	1	0	1	7	2.2
at BYU	11/24/2021	*	21:53	0-6	.000	0-2	.000	1-2	.500	0	1	1	2.3	1	1	2	1	0	1	2.0
at Louisiana Tech	12/01/2021		14:01	2-5	.400	1-2	.500	2-2	1.000	0	2	2	2.3	1	1	1	0	0	7	2.7
at Florida	12/06/2021		03:00	0-0	.000	0-0	.000	0-0	.000	0	0	0	2.0	0	0	0	0	0	0	2.4
at Southern U.	01/03/2022		06:19	1-2	.500	0-0	.000	0-0	.000	0	0	0	1.8	0	1	1	0	0	2	2.3
<b>Totals</b>		<b>1</b>	<b>83:58</b>	<b>7-32</b>	<b>.219</b>	<b>2-14</b>	<b>.143</b>	<b>5-6</b>	<b>.833</b>	<b>3</b>	<b>13</b>	<b>16</b>	<b>1.8</b>	<b>7</b>	<b>7</b>	<b>5</b>	<b>1</b>	<b>1</b>	<b>21</b>	<b>2.3</b>

**Player Averages**

Games Played	Minutes/game	Points/game	FG Pct	3FG Pct	FT Pct	Rebounds/game	Assists/game	Turnovers/game	Assist/Turnover ratio	Steals/game	Blocks/game
9	9.3	2.3	21.9	14.3	83.3	1.8	0.8	0.6	1.4	0.1	0.1



**2021-22 Texas Southern Men's Basketball  
Individual Game-by-Game  
All games**

**#5 NICHOLAS, Joidron Karl**

Opponent	Date	GS	MIN	Total		3-Pointers		Free throws		Rebounds				PF	A	TO	BLK	STL	PTS	AVG
				FG-FGA	PCT	3FG-3FGA	PCT	FT-FTA	PCT	OFF	DEF	TOT	AVG							
at Oregon	11/09/2021	*	18:24	4-5	.800	0-0	.000	1-1	1.000	2	3	5	5.0	5	0	1	0	0	9	9.0
at Saint Mary's (CA)	11/12/2021	*	34:16	6-12	.500	0-0	.000	4-6	.667	4	3	7	6.0	4	0	3	2	1	16	12.5
at Washington	11/15/2021	*	24:51	7-11	.636	0-0	.000	2-2	1.000	4	2	6	6.0	3	2	2	1	0	16	13.7
at Air Force	11/17/2021	*	23:33	4-7	.571	0-0	.000	2-4	.500	2	4	6	6.0	4	2	5	0	2	10	12.8
at NC State	11/21/2021	*	14:22	2-9	.222	0-0	.000	1-3	.333	1	4	5	5.8	3	0	2	1	0	5	11.2
at BYU	11/24/2021		14:41	4-6	.667	0-0	.000	1-2	.500	1	3	4	5.5	4	0	1	0	2	9	10.8
at Louisiana Tech	12/01/2021		26:40	5-11	.455	0-0	.000	3-6	.500	1	7	8	5.9	0	0	3	1	2	13	11.1
at Florida	12/06/2021		17:39	7-7	1.000	0-0	.000	0-0	.000	1	3	4	5.6	3	1	4	2	1	14	11.5
at UTRGV	12/14/2021	*	21:28	3-5	.600	0-0	.000	1-2	.500	0	4	4	5.4	3	1	3	1	1	7	11.0
at Southern U.	01/03/2022		28:43	5-10	.500	0-2	.000	6-10	.600	6	6	12	6.1	1	2	5	1	2	16	11.5
<b>Totals</b>		<b>6</b>	<b>224:37</b>	<b>47-83</b>	<b>.566</b>	<b>0-2</b>	<b>.000</b>	<b>21-36</b>	<b>.583</b>	<b>22</b>	<b>39</b>	<b>61</b>	<b>6.1</b>	<b>30</b>	<b>8</b>	<b>29</b>	<b>9</b>	<b>11</b>	<b>115</b>	<b>11.5</b>

**Player Averages**

Games Played	Minutes/game	Points/game	FG Pct	3FG Pct	FT Pct	Rebounds/game	Assists/game	Turnovers/game	Assist/Turnover ratio	Steals/game	Blocks/game
10	22.5	11.5	56.6	0.0	58.3	6.1	0.8	2.9	0.3	1.1	0.9



**2021-22 Texas Southern Men's Basketball  
Individual Game-by-Game  
All games**

**#11 GILLIAM, Jordan**

Opponent	Date	GS	MIN	Total		3-Pointers		Free throws		Rebounds				PF	A	TO	BLK	STL	PTS	AVG	
				FG-FGA	PCT	3FG-3FGA	PCT	FT-FTA	PCT	OFF	DEF	TOT	AVG								
at Oregon	11/09/2021	*	17:14	2-2	1.000	1-1	1.000	1-2	.500	0	0	0	0.0	3	1	1	0	1	6	6.0	
at Washington	11/15/2021		24:29	2-8	.250	0-1	.000	0-0	.000	3	2	5	2.5	4	0	2	0	3	4	5.0	
at Air Force	11/17/2021		19:30	2-3	.667	1-1	1.000	0-0	.000	0	3	3	2.7	1	1	2	1	1	5	5.0	
at NC State	11/21/2021	*	24:57	3-10	.300	1-3	.333	0-0	.000	2	0	2	2.5	4	2	2	0	0	7	5.5	
at BYU	11/24/2021		05:49	0-1	.000	0-0	.000	0-0	.000	0	1	1	2.2	2	0	0	0	0	0	4.4	
at Louisiana Tech	12/01/2021	*	27:53	1-5	.200	0-1	.000	0-0	.000	0	2	2	2.2	0	1	1	0	1	2	4.0	
at Florida	12/06/2021	*	35:23	3-9	.333	2-3	.667	0-0	.000	1	3	4	2.4	3	2	2	0	2	8	4.6	
at UTRGV	12/14/2021	*	37:53	3-6	.500	0-2	.000	0-0	.000	0	5	5	2.8	1	4	1	1	1	6	4.8	
at Southern U.	01/03/2022	*	32:51	4-8	.500	1-2	.500	0-0	.000	0	2	2	2.7	2	0	0	2	0	9	5.2	
<b>Totals</b>			<b>6</b>	<b>225:60</b>	<b>20-52</b>	<b>.385</b>	<b>6-14</b>	<b>.429</b>	<b>1-2</b>	<b>.500</b>	<b>6</b>	<b>18</b>	<b>24</b>	<b>2.7</b>	<b>20</b>	<b>11</b>	<b>11</b>	<b>4</b>	<b>9</b>	<b>47</b>	<b>5.2</b>

**Player Averages**

Games Played	Minutes/game	Points/game	FG Pct	3FG Pct	FT Pct	Rebounds/game	Assists/game	Turnovers/game	Assist/Turnover ratio	Steals/game	Blocks/game
9	25.1	5.2	38.5	42.9	50.0	2.7	1.2	1.2	1.0	1.0	0.4



**2021-22 Texas Southern Men's Basketball  
Individual Game-by-Game  
All games**

**#12 JONES, John**

Opponent	Date	GS	MIN	Total		3-Pointers		Free throws		Rebounds				PF	A	TO	BLK	STL	PTS	AVG
				FG-FGA	PCT	3FG-3FGA	PCT	FT-FTA	PCT	OFF	DEF	TOT	AVG							
at Oregon	11/09/2021		18:19	2-5	.400	1-4	.250	0-0	.000	0	1	1	1.0	1	1	3	0	0	5	5.0
at Saint Mary's (CA)	11/12/2021	*	23:18	0-6	.000	0-3	.000	2-2	1.000	0	1	1	1.0	1	0	1	0	0	2	3.5
at Washington	11/15/2021		04:36	0-3	.000	0-1	.000	0-0	.000	0	1	1	1.0	0	0	1	0	0	0	2.3
at Air Force	11/17/2021		13:43	0-5	.000	0-3	.000	0-0	.000	0	0	0	0.8	2	0	1	0	0	0	1.8
at NC State	11/21/2021		12:27	1-3	.333	1-2	.500	0-0	.000	0	0	0	0.6	0	0	0	0	0	3	2.0
at BYU	11/24/2021		16:17	1-5	.200	0-3	.000	0-0	.000	0	1	1	0.7	1	0	0	0	0	2	2.0
at Louisiana Tech	12/01/2021		20:10	4-8	.500	2-5	.400	0-0	.000	1	2	3	1.0	4	1	0	0	0	10	3.1
at Florida	12/06/2021	*	14:39	0-3	.000	0-0	.000	0-0	.000	0	0	0	0.9	1	0	2	0	0	0	2.8
at UTRGV	12/14/2021	*	33:57	6-17	.353	3-12	.250	0-0	.000	2	1	3	1.1	1	4	0	0	0	15	4.1
at Southern U.	01/03/2022	*	12:14	1-3	.333	1-3	.333	0-0	.000	0	0	0	1.0	1	0	2	0	0	3	4.0
<b>Totals</b>			<b>4 169:40</b>	<b>15-58</b>	<b>.259</b>	<b>8-36</b>	<b>.222</b>	<b>2-2</b>	<b>1.000</b>	<b>3</b>	<b>7</b>	<b>10</b>	<b>1.0</b>	<b>12</b>	<b>6</b>	<b>10</b>	<b>0</b>	<b>0</b>	<b>40</b>	<b>4.0</b>

**Player Averages**

Games Played	Minutes/game	Points/game	FG Pct	3FG Pct	FT Pct	Rebounds/game	Assists/game	Turnovers/game	Assist/Turnover ratio	Steals/game	Blocks/game
10	17.0	4.0	25.9	22.2	100.0	1.0	0.6	1.0	0.6	0.0	0.0



**2021-22 Texas Southern Men's Basketball  
Individual Game-by-Game  
All games**

**#15 HOPKINS, Justin**

Opponent	Date	GS	MIN	Total		3-Pointers		Free throws		Rebounds				PF	A	TO	BLK	STL	PTS	AVG
				FG-FGA	PCT	3FG-3FGA	PCT	FT-FTA	PCT	OFF	DEF	TOT	AVG							
at Oregon	11/09/2021	*	16:36	2-2	1.000	0-0	.000	0-0	.000	0	1	1	1.0	1	1	3	0	0	4	4.0
at Saint Mary's (CA)	11/12/2021	*	34:49	0-3	.000	0-2	.000	2-2	1.000	1	1	2	1.5	2	1	0	0	0	2	3.0
at Washington	11/15/2021	*	34:06	3-9	.333	1-5	.200	4-6	.667	1	2	3	2.0	3	2	3	0	1	11	5.7
at Air Force	11/17/2021	*	34:03	3-5	.600	0-1	.000	4-4	1.000	1	1	2	2.0	2	1	1	0	0	10	6.8
at NC State	11/21/2021	*	25:11	1-4	.250	1-2	.500	1-2	.500	1	1	2	2.0	3	1	2	0	0	4	6.2
at BYU	11/24/2021	*	24:23	1-3	.333	0-0	.000	6-6	1.000	1	1	2	2.0	2	1	3	0	1	8	6.5
at Louisiana Tech	12/01/2021	*	16:15	2-9	.222	0-4	.000	0-0	.000	0	0	0	1.7	1	2	0	0	0	4	6.1
at Florida	12/06/2021	*	34:46	4-6	.667	0-1	.000	0-0	.000	1	3	4	2.0	1	2	1	0	1	8	6.4
at UTRGV	12/14/2021	*	34:58	5-11	.455	2-4	.500	0-0	.000	1	4	5	2.3	3	4	3	0	0	12	7.0
at Southern U.	01/03/2022	*	05:08	0-1	.000	0-1	.000	0-0	.000	0	1	1	2.2	1	0	2	0	0	0	6.3
<b>Totals</b>			<b>10 260:15</b>	<b>21-53</b>	<b>.396</b>	<b>4-20</b>	<b>.200</b>	<b>17-20</b>	<b>.850</b>	<b>7</b>	<b>15</b>	<b>22</b>	<b>2.2</b>	<b>19</b>	<b>15</b>	<b>18</b>	<b>0</b>	<b>3</b>	<b>63</b>	<b>6.3</b>

**Player Averages**

Games Played	Minutes/ game	Points/ game	FG Pct	3FG Pct	FT Pct	Rebounds/ game	Assists/ game	Turnovers/ game	Assist/Turnover ratio	Steals/ game	Blocks/ game
10	26.0	6.3	39.6	20.0	85.0	2.2	1.5	1.8	0.8	0.3	0.0



**2021-22 Texas Southern Men's Basketball  
Individual Game-by-Game  
All games**

**#24 WALKER III, John**

Opponent	Date	GS	MIN	Total		3-Pointers		Free throws		Rebounds				PF	A	TO	BLK	STL	PTS	AVG	
				FG-FGA	PCT	3FG-3FGA	PCT	FT-FTA	PCT	OFF	DEF	TOT	AVG								
at Oregon	11/09/2021	*	33:32	5-13	.385	2-5	.400	7-8	.875	2	4	6	6.0	1	0	2	2	1	19	19.0	
at Saint Mary's (CA)	11/12/2021	*	31:30	6-11	.545	3-4	.750	0-1	.000	1	5	6	6.0	4	0	5	1	0	15	17.0	
at Washington	11/15/2021	*	34:55	2-7	.286	0-2	.000	5-7	.714	2	3	5	5.7	3	0	3	3	1	9	14.3	
at Air Force	11/17/2021	*	24:16	4-10	.400	0-1	.000	8-8	1.000	1	3	4	5.3	4	2	0	0	1	16	14.8	
at NC State	11/21/2021	*	16:44	2-8	.250	0-0	.000	1-2	.500	1	3	4	5.0	4	0	1	0	0	5	12.8	
at BYU	11/24/2021		24:12	3-7	.429	0-2	.000	3-4	.750	1	2	3	4.7	1	1	3	0	0	9	12.2	
at Louisiana Tech	12/01/2021	*	31:09	4-9	.444	0-0	.000	7-11	.636	6	4	10	5.4	2	3	2	2	0	15	12.6	
at Florida	12/06/2021	*	35:49	5-9	.556	1-2	.500	2-4	.500	2	5	7	5.6	2	7	2	2	0	13	12.6	
at Southern U.	01/03/2022	*	16:09	1-4	.250	0-0	.000	0-0	.000	1	2	3	5.3	3	2	0	0	0	2	11.4	
<b>Totals</b>			<b>8</b>	<b>248:16</b>	<b>32-78</b>	<b>.410</b>	<b>6-16</b>	<b>.375</b>	<b>33-45</b>	<b>.733</b>	<b>17</b>	<b>31</b>	<b>48</b>	<b>5.3</b>	<b>24</b>	<b>15</b>	<b>18</b>	<b>10</b>	<b>3</b>	<b>103</b>	<b>11.4</b>

**Player Averages**

Games Played	Minutes/game	Points/game	FG Pct	3FG Pct	FT Pct	Rebounds/game	Assists/game	Turnovers/game	Assist/Turnover ratio	Steals/game	Blocks/game
9	27.6	11.4	41.0	37.5	73.3	5.3	1.7	2.0	0.8	0.3	1.1



**2021-22 Texas Southern Men's Basketball  
Individual Game-by-Game  
All games**

**#42 BARNES, Davon**

Opponent	Date	GS	MIN	Total		3-Pointers		Free throws		Rebounds				PF	A	TO	BLK	STL	PTS	AVG
				FG-FGA	PCT	3FG-3FGA	PCT	FT-FTA	PCT	OFF	DEF	TOT	AVG							
at Oregon	11/09/2021		05:42	0-1	.000	0-1	.000	0-0	.000	1	2	3	3.0	0	0	0	0	0	0	0.0
at Saint Mary's (CA)	11/12/2021		05:02	0-1	.000	0-0	.000	0-0	.000	1	0	1	2.0	0	0	0	0	0	0.0	
at Air Force	11/17/2021		00:58	0-1	.000	0-0	.000	0-0	.000	1	0	1	1.7	0	0	0	0	0	0.0	
at BYU	11/24/2021		01:50	0-0	.000	0-0	.000	0-0	.000	0	0	0	1.3	0	0	0	0	0	0.0	
at Louisiana Tech	12/01/2021		17:53	3-5	.600	0-1	.000	0-1	.000	2	0	2	1.4	0	0	0	0	6	1.2	
at Florida	12/06/2021		10:11	1-2	.500	0-1	.000	0-0	.000	1	1	2	1.5	1	0	1	0	2	1.3	
at UTRGV	12/14/2021		24:01	2-5	.400	0-1	.000	0-0	.000	1	2	3	1.7	4	1	1	0	2	1.7	
at Southern U.	01/03/2022		14:01	0-2	.000	0-1	.000	0-0	.000	0	3	3	1.9	0	3	0	0	0	1.5	
<b>Totals</b>		<b>0</b>	<b>79:38</b>	<b>6-17</b>	<b>.353</b>	<b>0-5</b>	<b>.000</b>	<b>0-1</b>	<b>.000</b>	<b>7</b>	<b>8</b>	<b>15</b>	<b>1.9</b>	<b>5</b>	<b>4</b>	<b>2</b>	<b>0</b>	<b>2</b>	<b>12</b>	<b>1.5</b>

**Player Averages**

Games Played	Minutes/game	Points/game	FG Pct	3FG Pct	FT Pct	Rebounds/game	Assists/game	Turnovers/game	Assist/Turnover ratio	Steals/game	Blocks/game
8	10.0	1.5	35.3	0.0	0.0	1.9	0.5	0.3	2.0	0.3	0.0



**2021-22 Texas Southern Men's Basketball  
Individual Game-by-Game  
All games**

**#44 GRESHAM, Brison**

Opponent	Date	GS	MIN	Total		3-Pointers		Free throws		Rebounds				PF	A	TO	BLK	STL	PTS	AVG
				FG-FGA	PCT	3FG-3FGA	PCT	FT-FTA	PCT	OFF	DEF	TOT	AVG							
at Oregon	11/09/2021		13:03	3-4	.750	0-0	.000	1-2	.500	2	2	4	4.0	4	0	2	0	0	7	7.0
at Washington	11/15/2021		15:09	3-9	.333	0-0	.000	0-0	.000	7	4	11	7.5	3	0	1	1	0	6	6.5
at Air Force	11/17/2021		12:20	2-3	.667	0-0	.000	1-2	.500	2	3	5	6.7	3	0	4	0	1	5	6.0
at NC State	11/21/2021		20:20	1-3	.333	0-0	.000	4-4	1.000	4	5	9	7.3	2	0	0	2	0	6	6.0
at BYU	11/24/2021	*	23:34	5-7	.714	0-0	.000	2-3	.667	2	7	9	7.6	3	1	0	2	1	12	7.2
at Louisiana Tech	12/01/2021	*	19:47	0-4	.000	0-0	.000	2-2	1.000	3	3	6	7.3	2	1	4	2	1	2	6.3
at Florida	12/06/2021	*	21:35	4-7	.571	0-0	.000	0-0	.000	3	10	13	8.1	4	0	3	0	0	8	6.6
at UTRGV	12/14/2021	*	31:14	8-10	.800	0-0	.000	2-2	1.000	5	7	12	8.6	2	2	3	7	1	18	8.0
at Southern U.	01/03/2022	*	18:12	1-2	.500	0-0	.000	0-4	.000	5	3	8	8.6	3	0	3	2	0	2	7.3
<b>Totals</b>		<b>5</b>	<b>175:14</b>	<b>27-49</b>	<b>.551</b>	<b>0-0</b>	<b>.000</b>	<b>12-19</b>	<b>.632</b>	<b>33</b>	<b>44</b>	<b>77</b>	<b>8.6</b>	<b>26</b>	<b>4</b>	<b>20</b>	<b>16</b>	<b>4</b>	<b>66</b>	<b>7.3</b>

**Player Averages**

Games Played	Minutes/ game	Points/ game	FG Pct	3FG Pct	FT Pct	Rebounds/ game	Assists/ game	Turnovers/ game	Assist/Turnover ratio	Steals/ game	Blocks/ game
9	19.5	7.3	55.1	0.0	63.2	8.6	0.4	2.2	0.2	0.4	1.8



**2021-22 Texas Southern Men's Basketball  
Player Highs Analysis  
All games**

**Texas Southern - Individual Game Highs**

<b>POINTS</b>	21		PJ Henry at BYU (11/24/2021)
	19		John Walker III at Oregon (11/09/2021)
	18		Brison Gresham at UTRGV (12/14/2021)
	16		Jairdon Karl Nicholas at Southern U. (01/03/2022)
	16		PJ Henry at Florida (12/06/2021)
	16		John Walker III at Air Force (11/17/2021)
	16		Jairdon Karl Nicholas at Washington (11/15/2021)
	16		Jairdon Karl Nicholas at Saint Mary's (CA) (11/12/2021)
<b>FIELD GOALS MADE</b>	8		Brison Gresham at UTRGV (12/14/2021)
	8		PJ Henry at BYU (11/24/2021)
<b>FIELD GOAL ATTEMPTS</b>	17		John Jones at UTRGV (12/14/2021)
	16		PJ Henry at BYU (11/24/2021)
<b>FIELD GOAL PERCENTAGE (min 5 made)</b>	1.000	(7-7)	Jairdon Karl Nicholas at Florida (12/06/2021)
	.800	(8-10)	Brison Gresham at UTRGV (12/14/2021)
<b>3 PT FG MADE</b>	3		John Jones at UTRGV (12/14/2021)
	3		PJ Henry at BYU (11/24/2021)
	3		John Walker III at Saint Mary's (CA) (11/12/2021)
<b>3 PT FG ATTEMPTS</b>	12		John Jones at UTRGV (12/14/2021)
	7		PJ Henry at BYU (11/24/2021)
<b>3 PT FG PERCENTAGE (min 2 made)</b>	1.000	(2-2)	PJ Henry at NC State (11/21/2021)
	.750	(3-4)	John Walker III at Saint Mary's (CA) (11/12/2021)
<b>FREE THROWS MADE</b>	8		John Walker III at Air Force (11/17/2021)
	7		John Walker III at Louisiana Tech (12/01/2021)
	7		John Walker III at Oregon (11/09/2021)
<b>FREE THROW ATTEMPTS</b>	11		John Walker III at Louisiana Tech (12/01/2021)
	10		Jairdon Karl Nicholas at Southern U. (01/03/2022)
<b>FREE THROW PERCENTAGE (min 3 made)</b>	1.000	(8-8)	John Walker III at Air Force (11/17/2021)
	1.000	(6-6)	Justin Hopkins at BYU (11/24/2021)
	1.000	(4-4)	Brison Gresham at NC State (11/21/2021)
	1.000	(4-4)	Justin Hopkins at Air Force (11/17/2021)
<b>REBOUNDS</b>	13		Brison Gresham at Florida (12/06/2021)
	13		Yahuza Rasas at NC State (11/21/2021)
<b>ASSISTS</b>	7		John Walker III at Florida (12/06/2021)
	5		PJ Henry at Saint Mary's (CA) (11/12/2021)
<b>STEALS</b>	3		PJ Henry at Southern U. (01/03/2022)
	3		Jordan Gilliam at Washington (11/15/2021)
<b>BLOCKED SHOTS</b>	7		Brison Gresham at UTRGV (12/14/2021)
	3		John Walker III at Washington (11/15/2021)
<b>TURNOVERS</b>	6		A.J. Lawson at Washington (11/15/2021)
	5		Jairdon Karl Nicholas at Southern U. (01/03/2022)
	5		Jairdon Karl Nicholas at Air Force (11/17/2021)
	5		John Walker III at Saint Mary's (CA) (11/12/2021)
<b>FOULS</b>	5		PJ Henry at NC State (11/21/2021)
	5		PJ Henry at Washington (11/15/2021)
	5		Jairdon Karl Nicholas at Oregon (11/09/2021)



**2021-22 Texas Southern Men's Basketball**  
**Player Highs Analysis**  
**All games**

**Opponent - Individual Game Highs**

<b>POINTS</b>	21		Dereon Seabron at NC State (11/21/2021)
	20		Terrell Brown Jr. at Washington (11/15/2021)
	20		Will Richardson at Oregon (11/09/2021)
	19		David Green at Louisiana Tech (12/01/2021)
	19		Dan Fotu at Saint Mary's (CA) (11/12/2021)
<b>FIELD GOALS MADE</b>	8		Te'Jon Lucas at BYU (11/24/2021)
	8		Dereon Seabron at NC State (11/21/2021)
<b>FIELD GOAL ATTEMPTS</b>	15		Dereon Seabron at NC State (11/21/2021)
	15		Logan Johnson at Saint Mary's (CA) (11/12/2021)
	15		De'Vion Harmon at Oregon (11/09/2021)
<b>FIELD GOAL PERCENTAGE (min 5 made)</b>	.875	(7-8)	RayQuan Taylor at UTRGV (12/14/2021)
	.714	(5-7)	Jayden Saddler at Southern U. (01/03/2022)
	.714	(5-7)	Fousseyni Traore at BYU (11/24/2021)
	.714	(5-7)	Cam Hayes at NC State (11/21/2021)
	.714	(5-7)	Camden Vander Zwaag at Air Force (11/17/2021)
<b>3 PT FG MADE</b>	5		David Green at Louisiana Tech (12/01/2021)
	4		Brandon McKissic at Florida (12/06/2021)
	4		Will Richardson at Oregon (11/09/2021)
<b>3 PT FG ATTEMPTS</b>	10		De'Vion Harmon at Oregon (11/09/2021)
	9		David Green at Louisiana Tech (12/01/2021)
<b>3 PT FG PERCENTAGE (min 2 made)</b>	1.000	(2-2)	Tommy Kuhse at Saint Mary's (CA) (11/12/2021)
	.750	(3-4)	Kyle Bowen at Saint Mary's (CA) (11/12/2021)
<b>FREE THROWS MADE</b>	8		Dan Fotu at Saint Mary's (CA) (11/12/2021)
	6		Jayden Saddler at Southern U. (01/03/2022)
	6		Terrell Brown Jr. at Washington (11/15/2021)
	6		Will Richardson at Oregon (11/09/2021)
<b>FREE THROW ATTEMPTS</b>	9		Dan Fotu at Saint Mary's (CA) (11/12/2021)
	8		Jayden Saddler at Southern U. (01/03/2022)
	8		Dereon Seabron at NC State (11/21/2021)
<b>FREE THROW PERCENTAGE (min 3 made)</b>	1.000	(6-6)	Will Richardson at Oregon (11/09/2021)
	1.000	(4-4)	P.J. Byrd at Southern U. (01/03/2022)
	1.000	(4-4)	Ethan Taylor at Air Force (11/17/2021)
	1.000	(4-4)	De'Vion Harmon at Oregon (11/09/2021)
	1.000	(3-3)	Gideon George at BYU (11/24/2021)
<b>REBOUNDS</b>	16		Gideon George at BYU (11/24/2021)
	12		Quincy Guerrier at Oregon (11/09/2021)
<b>ASSISTS</b>	9		Ricky Nelson at UTRGV (12/14/2021)
	9		Terrell Brown Jr. at Washington (11/15/2021)
<b>STEALS</b>	4		Brion Whitley at Southern U. (01/03/2022)
	4		Marek Nelson at UTRGV (12/14/2021)
	4		Myreon Jones at Florida (12/06/2021)
	4		Alex Barcello at BYU (11/24/2021)
	4		Tommy Kuhse at Saint Mary's (CA) (11/12/2021)
<b>BLOCKED SHOTS</b>	3		Colin Castleton at Florida (12/06/2021)
	3		Lucas Moerman at Air Force (11/17/2021)
<b>TURNOVERS</b>	4		Marek Nelson at UTRGV (12/14/2021)
	4		Tyree Appleby at Florida (12/06/2021)
	4		Ethan Taylor at Air Force (11/17/2021)
	4		Jamal Bey at Washington (11/15/2021)
<b>FOULS</b>	5		Jason Holliday at Southern U. (01/03/2022)
	5		Jericole Hellems at NC State (11/21/2021)
	5		Lucas Moerman at Air Force (11/17/2021)