



# THE RECORD BOOK



# TEXAS SOUTHERN FOOTBALL HISTORY

The first edition of the Tiger Football team hit the field six months after the 50th Legislature of Texas formally created the Texas State University for Negroes. That was in September 1947.

But to get a better picture of Texas Southern University's first football team, you must go back one full year to September 1946. That's when the predecessor to TSU, Houston College for Negroes, fielded its first intercollegiate football team...which had a mascot known as the Tigers.

Even further before Houston College, there was Houston Colored Junior College. That educational institution worked with Wiley College of Marshall, Texas to play football in the late 1920s and early 1930s.

Following Houston College's move to the present 62-acre tract in 1946, **Eolus Von "E.V." Rettig** was the first-ever coach in the TSU football era as he led the then Houston College for Negroes/Texas State University for Negroes for three seasons. Rettig and the Tigers recorded a record of 4-2-3 in its first season as an independent. His team of mostly Houston schoolboys went 7-3 as in Rettig's final season, the Tigers went 0-5-2.

Also serving as the Dean of Men, Rettig finished with an 11-10-5 record as an independent before moving on to Wiley College. The Tigers won their first-ever post-season bowl with a 12-6 win in the 1948 Prairie View Bowl at Buffalo Stadium in Houston.

A native of Pittsburg, Texas and graduate of Texas College (1935), **Alexander Durley** became the second head football coach and athletics director at Texas State University for Negroes in 1949.

With Coach Durley at the helm, the Tigers underwent several major changes beginning with the school name (Texas State University for Negroes to Texas Southern University) and conference affiliations



The 1946 Houston College for Negroes backfield which was the first team intercollegiate team in school history.



James Daniels, a member of the 1946 team, is honored during the team's 25th anniversary in 1971. He was presented a football by Miss TSU 1971-72 Tamya Lott. Lott would go to marry former TSU football standout and Assistant AD Rick Holden.



# TEXAS SOUTHERN FOOTBALL HISTORY



Texas Southern, under the guidance of Alexander Durley, claimed the nation's Negro college football championship after defeating Prairie View 13-12 on Thursday, Jan. 1, 1952 in the annual Prairie View Bowl game.



ALEX DURLEY

(Mid-Western Athletic Conference, Southwestern Athletic Conference). Under Durley, TSU won its first-ever championship (1951 / National Negro Championship), posted its second bowl win (1953 Prairie View Bowl) and its first SWAC co-Championship (1956). Durley posted a 16-year record of 101-55-7 and was always active in the community affairs and professional organizations such as the Big Brothers Organization, Houston Business and Professional Men's Club and UMCA. The Alexander Durley Sports Complex located on the Texas Southern University campus is a permanent reminder of the man whose name it bears.


Durley planned to bring the young school into the highly regarded Southwestern Athletic Conference, but this goal was delayed six years. Meanwhile, the Tigers

played in the Midwestern Athletic Conference from 1951 to 1955. Durley's 1952 team captured the school's first championship with a 10-0-1 record. All-American quarterback **Audrey Ford** (21 TDs) and halfback **Edward Smith** (1,087 yards) led the Tigers in defeating such modern day opponents as Grambling (46-16), Alcorn State (19-0), Jackson State (20-6) and Bishop (85-0). The Tigers tied against Lincoln University of Missouri (13-13). TSU claimed title to the National Negro Championship with a 13-12 victory over Prairie View in the annual Prairie View Bowl as Lincoln University was the other undefeated black college team in the nation. The 1952 team's 10-0-1 record still stands as the best in TSU history.

Durley was the head coach for 15 years (1949 to 1964) and compiled a 101-54-7 record before moving on to rival Prairie View A&M in 1965.


After 16 years under Durley, a new era at Texas

# TEXAS SOUTHERN FOOTBALL HISTORY



CLIFFORD PAUL

Southern would begin as 34-year old **Clifford "Jack" Paul** from Edward Waters College arrived in town after an impressive tenure at EWC. Paul would open up the North Florida/ Georgia pipeline (**Kenny Burrough,** **Julius Adams**) to TSU while also bringing TSU a pair of tri-championships in 1966 and 1968 during his five-year tenure but the university parted with him after the 1969 season after philosophical differences.



AL BENEFIELD

Following Clifford Paul's tenure, former assistant **Alfred Benefield** took over and led TSU to its sixth straight winning season (6-3) in 1970. However, he only lasted one season as he resigned following the season due to personal reasons and returned to Jacksonville, Fla. over the holiday break.



DR. ROD PAIGE

**Dr. Roderick "Rod" Paige** was named the fifth head coach and athletic director at TSU by **President Dr. Granville Sawyer** in 1971.

The Jackson State College graduate was a former head coach at Jackson State College and had a winning record. He spent five seasons as both head coach and athletic director at TSU before settling in as the school's athletic director on a full-time basis in 1976 and helped TSU successfully move into the NCAA Division I ranks. Paige eventually worked his way up the ranks and was named Dean of the College of Education in 1984, Houston ISD Superintendent in 1994 and Secretary of Education from 2001 to 2005. Paige finished



1969 team captains - 00 Kenny Burrough, 88 Burt Askom, 75 Julius Adams and 18 David Mays

with a 26-22-3 mark in five years, including a 7-2-1 record in his first year of competition.

**Wendell Mosely** made history as the first former TSU football player to become head coach at his alma mater in 1976. Mosely, a former assistant at the University of Oklahoma for four seasons prior to TSU, was also a well-respected high school coach in the Houston area before leaving for Oklahoma. He coached three seasons at TSU with one winning season in 1977 as he compiled an 11-20-2 mark.

**James Arthur "Bull" Sorey** became the second former TSU football alum to coach the program in 1979 as he was a former defensive coordinator under Mosley.


The seventh head coach in the history of TSU football, Sorey was the first TSU athlete drafted by both the AFL and NFL. He would coach two seasons at TSU and compile a 5-17 record.



# TEXAS SOUTHERN FOOTBALL HISTORY

A big change occurred as former TSU All-SWAC performer **William Henry "Rock" Glosson** was named athletic director by TSU President **Leonard Spearman**. Spearman also named former Central State University and Maryland Eastern Shore coach **Joe Redmond** as TSU's eighth head coach. Redmond would spend three seasons at TSU as he also served as acting AD his first season while coaching football. He would have one non-losing season (1981) as he finished with a 9-20-3 mark over three seasons.

Texas Southern went big as they hired former AFL superstar, Los Angeles Rams offensive coordinator and Oregon State receivers coach **Lionel Taylor** as its ninth head coach in 1984. Known for his high-flying offense,



LIONEL TAYLOR

Taylor spent five years at TSU as his teams set numerous offensive records. He was also the first coach to usher in the modern-day Labor Day Classic in 1985.

The Taylor era came to a disappointing end after the 1988 season which put TSU back in the market for a head coach as he had a career

mark of 13-41-1.

However, the road to securing TSU's 10th head coach was rocky as Bishop College head coach **James Jones** was announced as the next coach before turning the job down.

In 1989, the Tigers turned to Florida A&M defensive coordinator and former Houston Oiler **Walter Highsmith** as its next coach which he ultimately accepted after intense negotiations. Highsmith would get credit with upgrading the team's talent level and is known as the coach who recruited and coached future NFL Hall of Famer **Michael Strahan** as he had six NFL Draft picks during his stint.



NFL Hall of Famer **Michael Strahan** was recruited by **Walter Highsmith** and holds the school record in sacks.



WALTER HIGHSMITH

TSU was close but couldn't get over the hump with a winning record during Highsmith's five-year tenure as he finished with a 13-41-1 mark and a pair of five-win seasons.

**William "Bill" Thomas** arrived in Houston in 1994 with an impressive resume' as a former head coach at Tennessee State University. The 11th head coach at TSU, Thomas started out slow but kicked it into high gear in his third year with a 7-4 mark and TSU's first win over Grambling State in 23 years. The 1996 season also marked TSU's first winning season since 1977 and the best overall finish for the university since 1971 and the best conference finish in 29 years.

In 1999 and 2000, Thomas came within one win of a SWAC Western Division Championship as the 2000 team, which started out 7-0, finished 8-3 which was

# TEXAS SOUTHERN FOOTBALL HISTORY

good for third place and the most wins at TSU since 1956. Thomas, who also served as AD at TSU on several occasions, lasted 10 seasons which marked the second-longest reign since **Alexander Durley**. He also served as the first coach at TSU to help transition the Labor Day Classic to Reliant Stadium after decades at Robertson, the Astrodome and Rice Stadiums. Thomas enjoyed 10 seasons as the head football coach of the Tigers which was the longest reign at TSU since Durley.

After Thomas' 10-year run came to an end, athletic director **Alois Blackwell** turned to former Howard University head coach **Steve Wilson** to right the fortunes of TSU's football program as its 12th coach. Wilson was credited with reviving the HU program with a 78-67 mark during his tenure and hoped to do the same at TSU.

Wilson's tenure in 2004 started out on the wrong foot as the 14-game Labor Day Classic winning streak against Prairie View A&M came to an abrupt end. He had some moments where the program appeared headed on the right track but a pair of winless seasons (2004,



**STEVE WILSON**

2007) sandwiched his tenure at TSU with only four total wins. Wilson was relieved of his duties with two games remaining in 2007. During Wilson's era, the Tigers made a successful transition back to Durley Stadium for its home games from 2005-07 as his assistant, **DeChon**

**Burns**, coached the final two games of the 2007 season as Wilson was released before the season concluded.

The Tigers turned to one of their own as alumnus **Johnnie Cole** returned home to lead the Tigers prior to the 2008 season as its 14th coach. A former Tiger



**William "Bill" Thomas** had a 10-year run which saw him come within one game of a SWAC Western Division title on two occasions in 1999 and 2000.

football great at quarterback under **Joe Redmond** and **Lionel Taylor**, Cole arrived at TSU after serving as head coach at Lane College and stints as an offensive coordinator at Alabama State and Tennessee State.

Cole upgraded the talent base at TSU significantly and had the Tigers playing a competitive brand of football. Regarded as offensive-minded coach, ironically the Tigers became known for their powerful defense during Cole's time at TSU as the unit served as the backbone during the 2009 and 2010 seasons.

Cole won four games in his first season and TSU had its first winning season since 2000 following a 6-5 campaign in 2009. The Tigers built on their success the following season in 2010 with a 9-3 finish and won its first outright SWAC Championship.

Cole's defensive coordinator, **Kevin Ramsey**, assumed the reigns in 2011 and led the Tigers to a 4-7



# TEXAS SOUTHERN FOOTBALL HISTORY



TSU alumnus Johnnie Cole was the 14th head coach in university history.

season. He returned to his role as defensive coordinator in 2012 as **Darrell Asberry** was brought in as the program's 16th head coach.

Formerly the head coach at Shaw University, Asberry arrived with plenty of SWAC ties as a former quarterback and offensive coordinator at Jackson State. The Baton Rouge, La. native opened his tenure with a bang with an emotional win over Prairie View A&M in the Labor Day Classic. He defeated Prairie View A&M



**DARRELL ASBERRY**

twice during his stint and became the first head coach to accomplish that feat since **Bill Thomas**. Asberry assumed control of the program during a tumultuous time as the Tigers were in the midst of NCAA sanctions. He's also credited with transitioning the Tigers to their new

home as BBVA Stadium opened in 2012 and was credited with turning the program around academically as TSU was the recipient of the Academic Progress Rate (APR) Most Improved Award for the Southwestern Athletic Conference by the Football Championship Subdivision Athletics Directors Association (FCS ADA).

TSU turned to **Michael Haywood** as its 17th coach immediately after the conclusion of the 2015 season. A Houston native, Haywood was a well-respected assistant and former offensive coordinator on the Football Bowl Subdivision level before orchestrating a major turnaround at Miami of Ohio in 2010. Haywood's first season showed a lot of promise with a four-win campaign which featured several close losses to SWAC contenders. However, Haywood suffered back-to-back 2-9 campaigns before resigning after the 2018 season.



**MICHAEL HAYWOOD**

**Clarence McKinney** was named TSU's 18th head coach in December of 2018. A Houston native and local legend in the 3rd Ward community, McKinney previously served as an assistant at the University of Arizona in addition to Texas A&M and the University of Houston.



**CLARENCE MCKINNEY**

# TEXAS SOUTHERN FOOTBALL HISTORY

## 1946 HOUSTON COLLEGE FOR NEGROES FOOTBALL TEAM

If the 1946 season had not been the first for Houston College, one might think the Tigers played an unusual brand of football, winning four games, tying three and losing two.

The Tigers scored 11 touchdowns all season, six in the 40-0 win over Tillotson. The defense shut out five of the nine opponents. On the other hand, the opposition shut out the Tigers three times.

According to a report of the Huston-Tillotson contest," the 85 yard gallop by William Shelton was the highlight of the game. The run was spectacular in that the expert blocking was some of the best seen that year and the runner was unmolested after he crosses the 50 yard line with four blocks running interference all the way."

### THE 1946 SQUAD

Frank Hunter, off. & def. end  
J.C. Holland, center  
Nathaniel Gross, off. end  
Jerald Roberson, center; linebacker  
Frank S. Hall, off. end  
F. Franklin, off. end  
Robert Washington, center  
James Jones, off. & def. end  
Earl Williams, off. back  
S. Allen, def. end  
Johnny Davis, off. back  
William McDonald, off. end; back

Henry Adams, off. & def. guard  
James Daniels, off. back  
A. Hightower, def. guard  
Herman Howard Dawson, guard  
James Pitts, off. back  
Curtis Solomon, def. guard  
Angel James, back  
David Jackson, off. back  
Chuck Adams, off. guard  
Columbus, Mason, off back  
James Steward, center  
Allen Sims, guard

Jeff Young, def. tackle  
Earl Perry, off. back  
Wade Hampton, off. & def. tackle  
William Shelton, off. back  
Eugene Thomas, def. tackle  
Roscoe Armstead, off. back  
Noah George, def. tackle  
Frank Lockett, off. tackle  
Fritz Davis, off. back  
Lawrence Haller, off. & def. guard  
Samuel Barnum, off. back  
Nathaniel Collings, off. back



TEXAS SOUTHERN FOOTBALL

TIGERS

# TEXAS SOUTHERN FOOTBALL HISTORY



## 1952 BLACK COLLEGE FOOTBALL NATIONAL CHAMPIONS

Houston, January 2, 1952 – (United Press) - Texas Southern University claimed the nation's Negro college football championship today after defeating Prairie View 13-12 on Thursday in the annual Prairie View Bowl game.

Texas Southern was co-champion of the Midwestern Negro Conference and prairie View won the Southwestern Negro title. Southern's Audrey Ford paid little attention to a rain that fell most of the game and tossed two touchdown passes. One went to L.C. Reach for 45 yards and the other to Fred Jackson for one yard, both in the first quarter. Herbert Dean kicked the first extra point but his second try was blocked.

The Prairie View passing star, Charles Brackin, was responsible for his team's two scores. An accurate toss in the third quarter set up a successful touchdown try on the one yard line and a fourth quarter pass was complete to Melvin Smith in the end zone. Brackin missed one try for an extra point and an attempted pass for the second conversion was blocked.



FORD



## ALL-TIME HEAD COACHES


YEARS	COACH (ES)	TENURE	OVERALL			CONFERENCE		
			W	L	T	W	L	T
1946-1948	E.V. Rettig	3	11	10	5	-	-	-
1949-1964	Alexander Durley	16	97	57	7	41	24	1
1965-1969	Clifford Paul	6	27	18	4	22	10	0
1970	Al Benefield	1	6	3	0	4	2	0
1971-1975	Rod Paige	5	26	22	3	13	14	0
1976-1978	Wendell Mosley	3	11	21	1	5	12	1
1979-1980	James Sorey	2	5	17	0	3	9	0
1981-1983	Joe Redmond	3	9	21	3	6	12	0
1984-1988	Lionel Taylor	5	13	41	1	7	27	0
1989-1993	Walter Highsmith	5	19	34	2	12	20	2
1994-2003	William "Bill" Thomas	10	50	58	0	32	37	0
2004-2007*	Steve Wilson	4	1	21	0	1	15	0
2007 (interim)*	Dechon Burns	1	0	2	0	0	2	0
2008-2010*	Johnnie Cole	3	19	16	0	14	9	0
2011	Kevin Ramsey	1	4	7	0	2	7	0
2012-2015	Darrell Asberry	4	12	31	0	8	27	0
2016-2018	Michael Haywood	3	8	25	0	7	16	0
2019-pres.	Clarence McKinney	1	1	13	0	1	9	0
OVERALL		77	300	388	26	163	234	7

**ALEXANDER DURLEY** holds the all-time school record in both wins and winning percentage.



**CLIFFORD PAUL** led TSU to a pair of SWAC tri-championships in 1966 and 1968.

**WILLIAM "BILL" THOMAS** ranks second all-time with 50 wins and is the last coach to post a winning season at TSU in 2000 (8-3).



## COACHING LEADERS

(by Winning Pct. - minimum three seasons)

COACH	SEASONS	RECORD	PCT.
Alexander Durley	16	97-57-7	.623
Clifford Paul	6	27-18-4	.592
Rod Paige	5	26-22-3	.539
E.V. Rettig	3	11-10-5	.519
William "Bill" Thomas	10	50-58	.463
Walter Highsmith	5	19-34-2	.364
Wendell Mosley	3	11-21-1	.348
Joe Redmond	3	9-20-3	.328
Darrell Asberry	4	12-31	.279
Lionel Taylor	5	13-41-1	.245
Michael Haywood	3	8-25	.242

(by Victories)

COACH	SEASONS	WINS
Alexander Durley	16	97
Bill Thomas	10	50
Clifford Paul	6	27
Rod Paige	5	26
Walter Highsmith	5	19
Lionel Taylor	5	13
Darrell Asberry	4	12
Wendell Mosley	3	11
E.V. Rettig	3	11
Joe Redmond	3	9
Michael Haywood	3	8



**ROD PAIGE** (r) spent five seasons as TSU's head football coach. Paige would step down to become TSU's Athletic Director on a full-time basis and eventually became the first African-American United States Secretary of Education.



# ALL-TIME HEAD COACHES

## YEARLY LEDGER

YEAR	COACH (ES)	OVERALL			CONFERENCE			
		W	L	T	W	L	T	FINISH
1946	E.V. Rettig	4	2	3				Independent
1947	E.V. Rettig	7	3	0				
1948	E.V. Rettig	0	5	2				
1949	Alexander Durley	3	6	1				
1950	Alexander Durley	4	5	1				
1951	Alexander Durley	6	3	1				2nd (MWAA)
1952	Alexander Durley	9	1	1				T-1st*
1953	Alexander Durley	7	3	0				2nd
1954	Alexander Durley	5	4	2				2nd
1955	Alexander Durley	6	2	1	5	1	1	T-2nd
1956	Alexander Durley	9	2	0	5	1	0	T-1st(SWAC)*
1957	Alexander Durley	7	3	1	4	2	0	2nd
1958	Alexander Durley	5	5	0	2	3	0	T-4th
1959	Alexander Durley	7	3	0	5	2	0	3rd
1960	Alexander Durley	4	6	0	2	5	0	6th
1961	Alexander Durley	6	3	0	5	2	0	T-2nd
1962	Alexander Durley	7	3	0	5	2	0	2nd
1963	Alexander Durley	7	3	0	5	2	0	T-2nd
1964	Alexander Durley	5	5	0	3	4	0	T-4th
1965	Clifford Paul	5	4	1	4	2	1	T-2nd
1966	Clifford Paul	5	4	1	4	2	1	T-1st
1967	Clifford Paul	7	3	0	5	2	0	2nd
1968	Clifford Paul	6	4	0	6	1	0	T-1st
1969	Clifford Paul	4	3	2	3	3	1	4th
1970	Al Benefield	6	3	0	4	2	0	3rd
1971	Rod Paige	7	2	1	3	2	1	T-3rd
1972	Rod Paige	5	4	1	3	2	1	4th
1973	Rod Paige	4	6	1	2	3	1	4th
1974	Rod Paige	6	4	0	3	3	0	4th
1975	Rod Paige	4	6	0	2	4	0	5th
1976	Wendell Mosley	2	9	0	1	5	0	6th
1977	Wendell Mosley	6	4	1	3	2	1	3rd
1978	Wendell Mosley	3	8	0	1	5	0	6th
1979	James Sorey	3	8	0	1	5	0	6th
1980	James Sorey	2	9	0	2	4	0	6th
1981	Joe Redmond	4	6	1	3	2	1	3rd
1982	Joe Redmond	1	9	1	1	5	0	6th
1983	Joe Redmond	4	6	1	2	5	0	6th
1984	Lionel Taylor	5	6	0	2	5	0	6th
1985	Lionel Taylor	1	10	0	1	6	0	7th

YEAR	COACH (ES)	OVERALL			CONFERENCE			
		W	L	T	W	L	T	FINISH
1986	Lionel Taylor	2	8	1	1	5	1	7th
1987	Lionel Taylor	5	6	0	3	4	0	T-5th
1988	Lionel Taylor	0	11	0	0	7	0	8th
1989	Walter Highsmith	3	7	1	3	3	1	5th
1990	Walter Highsmith	4	7	0	2	4	0	T-6th
1991	Walter Highsmith	5	5	1	3	3	1	T-4th
1992	Walter Highsmith	5	6	0	3	4	0	T-4th
1993	Walter Highsmith	2	9	0	1	6	0	7th
1994	William "Bill" Thomas	4	7	0	2	5	0	T-5th
1995	William "Bill" Thomas	2	8	0	1	6	0	7th
1996	William "Bill" Thomas	7	4	0	5	2	0	T-2nd
1997	William "Bill" Thomas	5	6	0	4	4	0	T-4th
1998	William "Bill" Thomas	6	5	0	4	4	0	2nd
1999	William "Bill" Thomas	6	5	0	3	1	0	3rd
2000	William "Bill" Thomas	8	3	0	5	2	0	3rd
2001	William "Bill" Thomas	3	7	0	2	5	0	4th
2002	William "Bill" Thomas	4	7	0	3	4	0	T-5th
2003	William "Bill" Thomas	5	6	0	3	4	0	4th
2004	Steve Wilson	0	11	0	0	7	0	5th
2005	Steve Wilson	1	10	0	1	8	0	5th
2006	Steve Wilson	3	8	0	3	5	0	4th***
2007	Steve Wilson	0	9	0	0	7	0	5th***
	Dechon Burns	0	2	0	0	2	0	5th***
2008	Johnnie Cole	4	8	0	1	6	0	5th***
2009	Johnnie Cole	6	5	0	5	2	0	3rd***
2010	Johnnie Cole	9	3	0	8	1	0	1st***
2011	Kevin Ramsey	4	7	0	2	7	0	5th
2012	Darrell Asberry	2	9	0	1	7	0	5th
2013	Darrell Asberry	2	9	0	2	7	0	4th
2014	Darrell Asberry	5	6	0	3	6	0	5th
2015	Darrell Asberry	3	7	0	2	7	0	4th
2016	Michael Haywood	4	7	0	4	5	0	4th
2017	Michael Haywood	2	9	0	2	5	0	4th
2018	Michael Haywood	2	9	0	1	6	0	5th
2019	Clarence McKinney	0	11	0	0	7	0	5th
2021	Clarence McKinney	1	2	0	0	2	0	5th#

\* Conference Championship

\*\*\*Due to NCAA sanctions, Texas Southern has vacated the records from the 2006-2010 seasons.

#The SWAC played a spring schedule in the spring of 2021. The 2020 fall season was canceled due to COVID-19.

In 1999, the SWAC split into division play as TSU was assigned to the the SWAC West as the finish reflects the record within the division.



# ALL-TIME RESULTS

## E.V. RETTIG (Wilberforce)

TSU RECORD: 11-10-5



Eolus Von "E.V." Rettig was the first-ever coach in the TSU football era as he led the then Houston College for Negroes for three seasons. Also serving as the Dean of Men at TSU, Rettig finished with an 11-10-5 record as an independent before moving on to Wiley College. The Tigers won their first-ever postseason bowl with a 12-6 win in the 1948 Prairie View Bowl at Buffalo Stadium in Houston.

## ► 1946 (4-2-3)

Coach E.V. Rettig

DATE	OPPONENT	LOC.	RESULT	SCORE
	Southern		T	0-0
	Tillotson		W	40-0
	Prairie View		L	6-0
	Bishop		W	6-0
	Xavier		L	7-6
	Texas College		T	6-6
	Langston		T	0-0
	Grambling College		W	9-8
	Paul Quinn		W	7-0

Season Total: 74-27

## ► 1947 (7-3)

Prairie View Bowl Champions

Coach E.V. Rettig

DATE	OPPONENT	LOC.	RESULT	SCORE
	Southern		L	58-0
	Texas College		L	7-0
	Xavier		W	26-0
	Sam Huston		W	7-0
	Alabama St.		W	39-0
	Paul Quinn		W	7-0
	Grambling College		L	26-6
	Langston		W	20-12
	Tillotson		W	33-6
1/2/48	Prairie View	Houston	W	12-6

Season Total: 150-115

## ► 1948 (5-5)


Coach E.V. Rettig

DATE	OPPONENT	LOC.	RESULT	SCORE
	Southern		L	36-0
	Grambling College		L	50-0
	Langston		T	0-0
	Wiley		T	6-6
	Xavier		L	12-6
	Prairie View		L	21-0
	Texas College		L	20-0

Season Total: 12-125

## ALEXANDER DURLEY (Texas College)

TSU RECORD: 97-57-7



A native of Pittsburg, Texas and graduate of Texas College (1935), Alexander Durley became the second head football coach and athletics director at Texas Southern University in 1949. With Coach Durley at the helm, the Tigers underwent several major changes beginning with the school name (Texas State University for Negroes to Texas Southern University) and conference affiliations (Mid-Western Athletic Conference, Southwestern Athletic Conference). Under Durley, TSU won its first-ever championship (1952 / National Negro Championship), posted its second bowl win (1953 Prairie View Bowl) and its first SWAC co-Championship (1956). Durley posted a 16-year record of 97-57-7 and the Alexander Durley Sports Complex located on the Texas Southern University campus is a permanent reminder of the man whose name it bears.

## ► 1949 (3-6-1)

Coach Alexander Durley

DATE	OPPONENT	LOC.	RESULT	SCORE
	Southern		L	41-0
	Texas College		T	13-13
	Sam Houston		L	13-9
	Grambling		W	15-7
	Langston		L	30-6
	Arkansas AM&N		L	19-18
	Tillotson		W	19-7
	Bishop		L	20-0
	Prairie View		L	13-10

Season Total: 82-163

## ► 1950 (4-5-1)

Coach Alexander Durley

DATE	OPPONENT	LOC.	RESULT	SCORE
	Southern		L	32-8
	Texas College		W	14-6
	Grambling College		L	26-2
	Kentucky State		W	7-0
	Bishop		L	55-0
	Prairie View		L	32-6
	Wiley		W	12-0
	Arkansas AM&N		W	13-0
	Langston		L	39-0
	Sam Huston		T	0-0

Season Total: 62-190

## ► 1951 (6-3-1)

Coach Alexander Durley

DATE	OPPONENT	LOC.	RESULT	SCORE
	Southern		L	25-0
	Butler		W	46-8
	Jackson College		W	21-6
	Grambling College		T	7-7
	Kentucky State		W	19-14
	Paul Quinn		W	26-7
	Sam Huston		W	47-2
	Alcorn A&M		L	14-10
	Bishop		W	47-0
	Prairie View		L	33-13

Season Total: 236-116



# ALL-TIME RESULTS

## ► 1952 (9-1-1)

Black College National Champions  
Midwestern Athletic Association Co-Champions  
Prairie View Bowl Champions

Coach Alexander Durley

DATE	OPPONENT	LOC.	RESULT	SCORE
	Southern		L	79-14
	Bishop		W	85-0
	Paul Quinn		W	46-20
	Lincoln		T	13-13
	Xavier		W	12-7
	Grambling		W	46-14
	Alcorn A&M		W	19-0
	Arkansas AM&N		W	31-14
	Jackson St.		W	20-6
	Butler		W	65-0
1/1/53	Prairie View	Houston	W	13-12
Season Total:				351-165

## ► 1953 (7-2)

Coach Alexander Durley

DATE	OPPONENT	LOC.	RESULT	SCORE
	Southern		L	28-6
	Texas College		W	27-6
	Grambling		W	22-7
	Jackson College		W	33-0
	Lincoln		L	26-7
	Xavier		W	10-7
	Paul Quinn		W	13-6
	Alcorn St.		W	14-6
	Ark. AM&N		W	20-12
	Prairie View		L	33-8
Season Total:				160-131

## ► 1954 (5-4-2)

Coach Alexander Durley

DATE	OPPONENT	LOC.	RESULT	SCORE
	Paul Quinn		L	14-12
	Southern		L	26-6
	Texas College		W	15-7
	Grambling College		T	19-19
	Jackson College		W	22-6
	Lincoln		W	47-12
	Langston		W	20-13
	Alcorn A&M		T	6-6
	Tennessee State		L	18-15
	Arkansas AM&N		W	14-8
	Prairie View		L	14-12
Season Total:				188-143

## ► 1955 (6-2-1, 5-1-1)

Coach Alexander Durley

DATE	OPPONENT	LOC.	RESULT	SCORE
9/4	Southern	Baton Rouge	L	26-21
10/1	Wiley	Houston	W	25-8
10/8	Prairie View	Houston	W	27-18
10/15	Texas College	Houston	W	33-21
10/29	Langston	Fort Worth	T	20-20
11/2	Paul Quinn	Waco	W	48-0
11/5	Tennessee State	Nashville	L	27-14
11/19	Bishop	Houston	W	84-0
11/26	Arkansas AM&N	Houston	W	64-0
Season Total:				336-120

## ► 1956 (9-2, 5-1)

SWAC Co-Champions

Coach Alexander Durley

DATE	OPPONENT	LOC.	RESULT	SCORE
	Southern		W	19-7
	Wiley		L	6-0
	Prairie View		W	13-7
	Texas College		W	44-20
	Lincoln		W	19-13
	Langston		W	50-7
	Jackson College		W	26-13
	Paul Quinn		W	47-7
	Arkansas AM&N		W	26-6
11/24	Miss. Vocational		W	44-21
1/1/57	Prairie View	Houston	L	27-6
Season Total:				304-134

## ► 1957 (7-3-1, 4-2)

Coach Alexander Durley

DATE	OPPONENT	LOC.	RESULT	SCORE
9/28	Southern	Baton Rouge	W	19-6
10/5	Wiley	Marshall	L	22-6
10/14	Prairie View	Dallas	L	7-6
10/19	Texas College	Houston	W	29-20
10/26	Lincoln	Jefferson City	L	33-13
11/2	Langston	Fort Worth	W	39-18
11/9	Jackson College	Houston	W	23-7
11/16	Grambling College	Houston	W	59-14
11/23	Arkansas AM&N	Houston	W	13-0
11/30	Miss. Vocational	Itta Bena	W	57-6
1/1/58	Prairie View	Houston	T	6-6
Season Total:				270-139

## ► 1958 (6-2-1, 5-1-1)

Coach Alexander Durley

DATE	OPPONENT	LOC.	RESULT	SCORE
9/4	Southern	Houston	L	26-21
10/1	Wiley	Houston	W	25-8
10/8	Prairie View	Houston	W	27-18
10/15	Texas College	Houston	W	33-21
10/29	Langston	Fort Worth	T	20-20
11/2	Paul Quinn	Waco	W	48-0
11/5	Tennessee State	Nashville	L	27-14
11/19	Bishop	Houston	W	84-0
11/26	Arkansas AM&N	Houston	W	64-0
Season Total:				336-120

## ► 1959 (7-3, 5-2)

Coach Alexander Durley

DATE	OPPONENT	LOC.	RESULT	SCORE
9/19	Langston	Galveston	W	18-14
9/26	Southern	Baton Rouge	L	32-8
10/5	Brooke Army	Houston	W	27-14
10/19	Prairie View	Dallas	L	34-15
10/31	Wiley	Marshall	W	23-0
11/7	Grambling	Grambling	W	15-14
11/14	Jackson State	Houston	W	20-8
11/21	Arkansas AM&N	Houston	W	13-8
11/28	Florida A&M	Houston	L	36-8
12/5	Texas College	Houston	W	22-13
Season Total:				161-145

## ► 1960 (4-6, 2-5)

Coach Alexander Durley

DATE	OPPONENT	LOC.	RESULT	SCORE
9/24	Southern	Galveston	L	14-0
10/1	Prairie View	Houston	L	35-28
10/8	Paul Quinn	Waco	L	32-8
10/15	Texas College	Tyler	W	20-6
10/22	Corpus Christi	Corpus Christi	W	8-7
10/29	Wiley	Houston	W	19-12
11/5	Grambling	Houston	L	51-0
11/12	Jackson St.	Jackson	W	44-36
11/19	Ark. AM&N	Pine Bluff	L	44-28
11/26	Florida A&M	Tallahassee	L	44-8
Season Total:				163-281



# ALL-TIME RESULTS

## ► 1961 (6-3, 5-2)

Coach Alexander Durley

DATE	OPPONENT	LOC.	RESULT	SCORE
	Southern		W	14-6
	Corpus Christi		W	47-6
	Prairie View		W	29-14
	Wiley		W	20-0
	Grambling		L	23-19
	Jackson St.		L	12-7
	Arkansas AM&N		W	43-12
	Florida A&M		L	48-7
	Texas College		W	52-14

Season Total: 238-135

## ► 1962 (7-3, 5-2)

Coach Alexander Durley

DATE	OPPONENT	LOC.	RESULT	SCORE
	Southern		W	20-6
	Bishop		W	42-6
	Lackland AFB		W	20-7
	Alcorn A&M		L	39-15
	Prairie View		W	21-14
	Wiley		W	20-7
	Grambling		W	42-25
	Jackson St.		L	26-13
	Arkansas AM&N		W	18-12
	Florida A&M		L	28-18

Season Total: 229-170

## ► 1963 (7-3, 5-2)

Coach Alexander Durley

DATE	OPPONENT	LOC.	RESULT	SCORE
	Southern		L	14-6
	Lackland AFB		L	36-21
	Prairie View		L	44-6
	Alcorn A&M		W	38-22
	Wiley		W	34-13
	Grambling		W	27-13
	Arkansas AM&N		W	6-0
	Jackson St.		W	6-0
	Bishop		W	33-6
	Florida A&M		W	20-14

Season Total: 197-162


## ► 1964 (5-5, 3-4)

Coach Alexander Durley

DATE	OPPONENT	LOC.	RESULT	SCORE
	Southern		L	7-6
	Lackland AFB		W	33-9
	Prairie View		L	16-13
	Alcorn A&M		W	26-24
	Wiley		W	40-20
	Grambling		L	25-8
	Jackson St.		L	20-24
	Arkansas AM&N		W	21-14
	Mississippi Valley		W	42-18
	Florida A&M		L	24-14

Season Total: 203-181

## CLIFFORD PAUL (Edward Waters) TSU RECORD: 27-18-4



After 16 years under Alexander Durley, a new era at Texas Southern would begin as 34-year old Clifford "Jack" Paul from Edward Waters College arrived in town after an impressive tenure at EWC. Paul would open up the North Florida pipeline to TSU while also bringing TSU a pair of co-championships in 1966 and 1968 during his five-year tenure but the university parted ways with him after the 1969 season after philosophical differences.

## ► 1965 (5-4-1)

Coach Clifford Paul

DATE	OPPONENT	LOC.	RESULT	SCORE
	Southern		T	14-14
	Wiley		W	28-0
	Tennessee State		L	32-7
	Mississippi Valley		L	7-6
	Alcorn A&M		L	14-6
	Grambling		W	26-6
	Arkansas AM&N		L	15-14
	Prairie View		W	16-0
	Florida A&M		W	34-21
	Jackson St.		W	26-14

Season Total: 177-123

## ► 1966 (5-4-1, 4-2) SWAC Co-Champions

Coach Clifford Paul

DATE	OPPONENT	LOC.	RESULT	SCORE
	Southern		W	20-14
	Wiley		W	64-6
	Tennessee State		L	52-0
	Miss. Valley		W	55-7
	Alcorn A&M		W	16-7
	Grambling		L	19-17
	Jackson St.		W	26-14
	Arkansas AM&N		T	15-15
	Prairie View		L	31-18
	Florida A&M		L	42-19

Season Total: 250-155

## ► 1967 (7-3, 5-2)

Coach Clifford Paul

DATE	OPPONENT	LOC.	RESULT	SCORE
	Southern		L	21-17
	Wiley		W	48-13
	Tennessee State		W	14-11
	Mississippi Valley		W	64-0
	Alcorn		W	26-8
	Grambling		L	20-14
	Jackson State		W	9-7
	Arkansas A&MN		W	14-7
	Prairie View		W	13-3
	Florida A&M		L	30-7

Season Total: 226-120



# ALL-TIME RESULTS

## ► 1968 (6-4, 6-1)

SWAC Co-Champions

Coach Clifford Paul

DATE	OPPONENT	LOC.	RESULT	SCORE
	Southern		W	6-3
	Wiley		W	42-5
	Tennessee State		L	11-10
	Alcorn A&M		W	35-20
	San Diego State	San Diego	L	42-23
	Grambling		L	28-18
	Jackson St.		W	14-0
	Arkansas AM&N		W	17-11
	Prairie View		W	22-14
	Florida A&M		L	21-14

Season Total: 199-157

## ► 1969 (4-3-2)


Coach Clifford Paul

DATE	OPPONENT	LOC.	RESULT	SCORE
9/20	Southern	Baton Rouge	T	13-13
10/4	Tenn. St.	Houston	T	26-26
10/11	Alcorn A&M	Galveston	L	13-0
10/18	Ark. AM&N	Houston	L	21-20
10/25	Mississippi Valley	Itta Bena	W	55-17
11/8	Jackson St.	Houston	W	35-8
11/15	Grambling	Houston	L	28-26
11/27	Prairie View	Houston	W	10-0
12/6	Morgan State	Houston	W	44-20

Season Total: 229-146

## AL BENEFIELD (Edward Waters)

TSU RECORD: 6-3



Following Clifford Paul's tenure, former assistant Alfred Benefield took over and led TSU to its sixth straight winning season. However, he only lasted one season as he resigned following the season due to personal reasons.

## ► 1970 (6-3, 4-2)


Coach Al Benefield

DATE	OPPONENT	LOC.	RESULT	SCORE
	Southern		W	29-6
	Tennessee State		L	41-9
	Alcorn		L	44-7
	Bishop		W	32-20
	Miss. Valley		W	20-7
	Grambling		L	20-16
	Jackson St.		W	27-21
	Langston		W	23-0
	Prairie View		W	17-7

Season Total: 180-166

## Dr. Rod Paige (Jackson State)

TSU RECORD: 26-22-3



Dr. Roderick "Rod" Paige was named the fifth head coach and athletic director at TSU by President Dr. Granville Sawyer. The Jackson College graduate was a former head coach at Jackson College and had a winning record. He spent five seasons as head coach at TSU before settling in as the school's athletic director on a full-time basis in 1976 and helped TSU successfully move into the NCAA Division I ranks. Paige eventually worked his way up the ranks and was named Dean of the College of Education in 1984, Houston ISD Superintendent in 1994 and Secretary of Education from 2001 to 2005.

## ► 1971 (7-2-1, 3-2)

Coach Dr. Rod Paige

DATE	OPPONENT	LOC.	RESULT	SCORE
	Southern		W	21-0
	New Mexico Highlands		W	33-18
	Tennessee State		W	28-23
	Alcorn		L	10-7
	Bishop		W	34-21
	Miss. Valley		W	23-0
	Grambling		L	21-7
	Jackson St.		T	7-7
	Langston		W	37-28
	Prairie View		W	16-6

Season Total: 213-134

## ► 1972 (5-4-1, 3-2)

Coach Dr. Rod Paige

DATE	OPPONENT	LOC.	RESULT	SCORE
	Texas A&I		W	28-16
	Southern		W	37-0
	Tenn. St.		L	38-15
	Alcorn		T	7-7
	Bishop		W	32-23
	Miss. Valley		W	44-17
	Grambling		L	21-15
	Jackson St.		L	29-7
	Langston		L	26-21
	Prairie View		W	13-0

Season Total: 219-177

## ► 1973 (4-6-1, 2-3)

Coach Dr. Rod Paige

DATE	OPPONENT	LOC.	RESULT	SCORE
	Sam Houston State	Houston	W	24-14
	Southern		L	23-15
	Tenn. St.		L	23-20
9/29	Hawai'i	Honolulu	L	24-21
10/6	Alcorn		T	14-14
	Bishop		W	41-7
	Miss. Valley		L	15-6
	Grambling		W	35-21
	Jackson St.		L	44-14
	Langston		L	14-7
	Prairie View		W	41-14

Season Total: 238-213



# ALL-TIME RESULTS

## ► 1974 (6-4, 3-3)

Coach Dr. Rod Paige

DATE	OPPONENT	LOC.	RESULT	SCORE
	Sam Houston State	Houston	W	17-15
	Southern		W	14-6
	Tennessee State		L	27-6
	Alcorn		L	37-34
	Bishop College		W	42-6
	Mississippi Valley		W	35-34
	Grambling St.		L	34-21
	Jackson St.		L	34-28
	Langston		W	33-13
	Prairie View		W	30-20
<b>Season Total:</b>				260-226


## ► 1975 (4-6, 2-4)

Coach Dr. Rod Paige

DATE	OPPONENT	LOC.	RESULT	SCORE
9/13	Sam Houston State	Houston	W	49-22
9/20	Southern	Baton Rouge	L	35-13
9/27	Bethune-Cookman	Houston	L	30-27
10/11	Alcorn State	Houston	L	15-0
10/18	Bishop College	Dallas	L	21-10
10/25	Mississippi Valley	Itta Bena	W	7-0
11/1	Grambling State	Houston	L	37-21
11/8	Jackson State	Houston	L	13-9
11/15	Langston	Houston	W	41-0
11/26	Prairie View A&M	Houston	W	18-14
<b>Season Total:</b>				136-173

## WENDELL MOSLEY (Texas Southern)

TSU RECORD: 11-21-1



Wendell Mosely made history as the first former TSU football player to become head coach at his alma mater in 1976. Mosely, a former assistant at the University of Oklahoma for four seasons prior to TSU, was also a well-respected high school coach in the Houston area before leaving Oklahoma. He coached three seasons at TSU with one winning season in 1977.

## ► 1976 (2-9, 1-5)

Coach Wendell Mosley

DATE	OPPONENT	LOC.	RESULT	SCORE
	Texas A&I		L	36-20
	Bethune-Cookman		L	27-22
	Southern	Houston	L	26-14
	Tennessee State		L	21-8
	Alcorn State		L	47-6
	Bishop College		L	15-14
	Mississippi Valley		W	24-7
	Grambling State	Houston	L	54-21
	Jackson State	Jackson	L	16-12
	Langston		W	28-19
	Prairie View	Houston	L	22-15
<b>Season Total:</b>				184-290

## ► 1977 (6-4-1, 3-2-1)

Coach Wendell Mosley

DATE	OPPONENT	LOC.	RESULT	SCORE
9/3	Bethune-Cookman		W	14-0
9/10	Southern		T	14-14
9/24	Tenn. St.		L	23-7
10/1	Texas A&I		L	28-13
10/8	Alcorn		W	37-14
10/15	Bishop		W	44-0
10/22	Miss. Valley		W	35-33
10/29	Grambling		L	28-14
11/5	Jackson St.		L	10-0
11/12	Langston		W	85-13
11/19	Prairie View		W	29-28
<b>Season Total:</b>				292-150


## ► 1978 (3-8, 1-5)

Coach Wendell Mosley

DATE	OPPONENT	LOC.	RESULT	SCORE
	Bethune-Cookman		L	14-13
	Southern		W	20-11
	Tennessee State		W	16-0
	Texas A&I		L	28-0
	Alcorn		L	28-10
	Bishop		W	37-17
	Miss. Valley		L	38-7
	Grambling		L	22-16
	Jackson St.		L	41-0
	Langston		L	13-6
	Prairie View		L	20-6
<b>Season Total:</b>				131-232

## JAMES SOREY (Texas Southern)

TSU RECORD: 5-17



James Arthur "Bull" Sorey became the second former TSU football alum to coach the program in 1979 as he was a former defensive coordinator under Wendell Mosley. The seventh head coach in the history of TSU football, Sorey was the first TSU athlete drafted by both the AFL and NFL. He would coach two seasons at TSU and compile a 5-17 record.

## ► 1979 (3-8, 1-5)

Coach James Sorey

DATE	OPPONENT	LOC.	RESULT	SCORE
	Beth. Cookman		W	12-9
	Southern		L	21-0
	Tenn. St.		L	21-13
	Texas A&I		L	31-7
	Alcorn		L	9-7
	Bishop		L	6-3
	Miss. Valley		L	28-6
	Grambling		L	32-3
	Jackson State		L	34-7
	Langston		W	27-20
	Prairie View		W	43-8
<b>Season Total:</b>				128-219

## ► 1980 (2-9, 2-4)

Coach James Sorey

DATE	OPPONENT	LOC.	RESULT	SCORE
9/6	Lamar	Houston	L	41-8
9/13	Bethune-Cookman	Daytona Beach	L	10-0
9/20	Southern	Houston	W	19-16
9/27	Tennessee State	Houston	L	13-3
10/4	Texas A&I	Kingsville	L	33-14
10/11	Alcorn State	Lorman	L	24-3
10/18	SE Louisiana	Hammond	L	47-6
10/25	Mississippi Valley	Houston	L	20-12
11/1	Grambling State	Houston	L	43-14
11/8	Jackson State	Jackson	L	50-7
11/22	Prairie View	Houston	W	21-6
<b>Season Total:</b>				107-303



# ALL-TIME RESULTS

## JOE REDMOND (Fisk)

TSU RECORD: 9-21-2



Joseph Redmond was the eighth head coach in the history of TSU football. He spent three seasons at TSU with a pair of four-win seasons while also serving as the athletic director for a year.

## ► 1981 (4-6-1, 3-2-1)

Coach Joe Redmond

DATE	OPPONENT	LOC.	RESULT	SCORE
9/5	SE Louisiana	Houston	L	31-24
9/12	Beth. Cookman	Houston	W	14-6
9/19	Southern	Baton Rouge	W	13-7
9/26	Tennessee State	Nashville	L	48-25
10/3	Texas A&I	Houston	L	31-13
10/10	Alcorn	Houston	W	24-17
10/17	Nicholls St.	Thibodeaux	L	31-27
10/24	Miss. Valley	Itta Bena	L	21-14
10/31	Grambling	Houston	T	17-17
11/7	Jackson St.	Houston	L	38-21
11/21	Prairie View	Houston	W	19-0

Season Total: 211-246

## ► 1982 (1-9-1, 1-5)

Coach Joe Redmond

DATE	OPPONENT	LOC.	RESULT	SCORE
9/4	Nicholls State	Houston	L	14-6
9/11	Bethune-Cookman	Daytona Beach	L	28-11
9/18	Southern	Houston	L	17-6
9/25	Tennessee State	Houston	T	20-20
10/2	Lamar	Beaumont	L	28-17
10/9	Alcorn	Lorman	L	15-12
10/16	SE Louisiana	Hammond	L	31-0
10/23	Mississippi Valley	Houston	L	28-21
10/30	Grambling State	Houston	L	34-30
11/6	Jackson State	Jackson	L	34-28
11/20	Prairie View A&M	Houston	W	35-0

Season Total: 186-249

## ► 1983 (4-6, 2-5)

Coach Joe Redmond

DATE	OPPONENT	LOC.	RESULT	SCORE
9/10	Texas A&I	Houston	W	2-0
	Southern	Baton Rouge	L	35-7
	Alabama State		W	10-3
	Lamar		W	15-14
	Alcorn		L	27-13
10/15	SE Louisiana	Houston	L	20-7
	Miss. Valley		L	30-21
	Grambling		L	55-0
	Jackson St.		L	38-0
	Prairie View	Houston	W	28-20

Season Total: 103-242

## LIONEL TAYLOR (New Mexico Highlands)

TSU RECORD: 13-41-1



Texas Southern went big as they hired former AFL superstar, Los Angeles Rams offensive coordinator and Oregon State receivers coach Lionel Taylor as its ninth head coach in 1984. Known for his high-flying offense, Taylor spent five years at TSU as his teams set numerous offensive records. He's also the first coach to usher in the modern-day Labor Day Classic in 1985.

## ► 1984 (5-6, 2-5)

Coach Lionel Taylor

DATE	OPPONENT	LOC.	RESULT	SCORE
	Lamar		W	13-7
	Morgan St.		W	31-14
	Southern		L	10-3
	Alabama St.		W	33-20
	Texas A&I		L	17-13
	Alcorn		L	45-16
	Angelo St.		W	17-14
	Miss. Valley		L	55-42
	Grambling		L	44-16
	Jackson St.		L	47-0
	Prairie View		W	51-0

Season Total: 235-273

## ► 1985 (1-10, 1-6)

Coach Lionel Taylor

DATE	OPPONENT	LOC.	RESULT	SCORE
8/31	Prairie View	Houston	W	19-7
9/7	Lamar	Beaumont	L	32-20
9/14	S.F. Austin	Nacogdoches	L	55-12
9/21	Southern	Baton Rouge	L	22-14
9/28	Alabama St.	Houston	L	24-14
10/5	Texas A&I	Houston	L	45-7
10/12	Alcorn	Houston	L	36-13
10/19	Angelo St.	San Angelo	L	12-6
10/26	Mississippi Valley	Itta Bena	L	59-49
11/2	Grambling	Grambling	L	30-6
11/9	Jackson St.	Houston	L	28-7

Season Total: 167-350

## ► 1986 (2-8, 1-5)

Coach Lionel Taylor

DATE	OPPONENT	LOC.	RESULT	SCORE
	Prairie View	Houston	W	38-35
	Texas A&I		L	48-27
	Angelo St.		L	31-27
	Southern		L	43-29
	Alabama St.		L	35-31
	Sam Houston	Houston	L	38-28
	Alcorn		L	35-33
	Mississippi Valley		T	34-34
	Grambling		L	49-21
	Jackson State		L	37-7
	Bishop		W	38-20

Season Total: 313-405



# ALL-TIME RESULTS

## ► 1987 (5-6, 3-4)

Coach Lionel Taylor

DATE	OPPONENT	LOC.	RESULT	SCORE
	Prairie View	Houston	W	30-21
	Angelo St.		L	13-7
	Southern		L	33-13
	Alabama State		W	31-9
	Sam Houston	Huntsville	L	45-7
	Alcorn		L	24-21
	Ark. Pine-Bluff		W	23-17
	Miss. Valley		W	31-17
	Grambling		L	30-9
	Jackson State		L	33-0
	Tennessee State		W	30-21
Season Total:				193-263

## ► 1988 (0-11, 0-7)

Coach Lionel Taylor

DATE	OPPONENT	LOC.	RESULT	SCORE
	Prairie View		L	13-10
	Texas A&I		L	51-6
	Southern		L	24-16
	Alabama St.		L	20-6
	Sam Houston	Huntsville	L	22-7
	Alcorn		L	28-7
	SW Texas State	San Marcos	L	38-7
	Mississippi Valley		L	24-15
10/29	Grambling		L	49-7
	Jackson State		L	26-0
	Nicholls State		L	26-13
Season Total:				94-231

## WALTER HIGHSMITH (Florida A&M)

TSU RECORD: 19-34-2



The Taylor era came to a disappointing end after the 1988 season which put TSU back in the market for a head coach. However, the road to securing TSU's 10th head coach was rocky as Bishop College head coach James Jones was announced as the next coach before turning the job down. The Tigers turned to Florida A&M defensive coordinator and former Houston Oiler Walter Highsmith as its next coach which he ultimately accepted after intense negotiations. Highsmith would get credit with upgrading the team's talent level and is known as the coach who recruited and coached future NFL Hall of Famer Michael Strahan as he had six NFL Draft picks during his stint. Highsmith's tenure would end after five seasons as he had a pair of five-win seasons.

## ► 1989 (3-7-1, 3-3-1)

Coach Walter Highsmith

DATE	OPPONENT	LOC.	RESULT	SCORE
	Prairie View	Houston	W	45-7
	Texas A&I		L	34-17
	Southern		W	21-14
	Alabama State		T	16-16
	Sam Houston	Huntsville	L	28-20
	Alcorn State		L	40-15
	SW Texas State	Houston	L	34-17
	Mississippi Valley State		W	22-0
	Grambling State		L	49-6
	Jackson State		L	45-6
	Central Florida		L	49-12
Season Total:				197-354

## ► 1990 (4-7, 2-4)

Coach Walter Highsmith

DATE	OPPONENT	LOC.	RESULT	SCORE
	Hampton	Houston	W	28-16
	Sam Houston	Galveston	W	20-15
	Southern		W	26-16
	Alabama State		W	24-23
	Arkansas-Pine-Bluff		L	37-13
	Alcorn State		L	31-26
	SW Texas State	San Antonio	L	32-9
	Mississippi Valley		L	24-21
	Grambling State		L	52-36
	Jackson State		L	54-14
	Central Florida	Orlando	L	63-6
Season Total:				223-363

## ► 1991 (5-5-1, 3-3-1)

Coach Walter Highsmith

DATE	OPPONENT	LOC.	RESULT	SCORE
	Central State		W	19-10
	Prairie View	Houston	W	23-6
	Sam Houston	Huntsville	L	37-6
	Southern		L	38-30
	Lane College		W	52-0
	Alabama State		T	14-14
	Alcorn State		W	26-7
	SW Texas State	San Marcos	L	31-29
	Miss. Valley		W	32-22
	Grambling		L	30-27
	Jackson St.		L	13-12
Season Total:				270-205

## ► 1992 (5-6, 3-4)

Coach Walter Highsmith

DATE	OPPONENT	LOC.	RESULT	SCORE
	Prairie View	Houston	W	35-0
	SW Texas State	San Marcos	L	39-34
	Central State		W	30-17
	Knoxville College	Houston	W	39-22
	Alcorn State		L	46-36
	Alabama St.		W	30-28
	Miss. Valley		L	25-13
	Grambling	Houston	L	24-17
	Jackson St.	Jackson	W	27-26
	Southern	Baton Rouge	L	34-6
11/21	Nevada	Reno	L	38-14
Season Total:				281-299



# ALL-TIME RESULTS

## ► 1993 (2-9, 1-6)

Coach Walter Highsmith

DATE	OPPONENT	LOC.	RESULT	SCORE
9/4	Prairie View	Houston	W	38-8
9/11	Alcorn State	Jackson	L	44-41
9/18	Nevada-Reno	Reno	L	63-14
9/25	Central State	Columbus	L	55-6
10/2	Knoxville	Houston	W	39-26
10/9	Southern	Houston	L	48-7
10/16	Alabama State	Houston	L	28-26
10/30	Grambling State	Grambling	L	50-26
11/6	Jackson State	Jackson	L	38-12
11/13	East Texas State	Commerce	L	16-7
11/20	Mississippi Valley	Itta Bena	L	41-27

Season Total: 243-417

## ► 1994 (4-7, 2-5)

Coach Bill Thomas

DATE	OPPONENT	LOC.	RESULT	SCORE
	Prairie View	Houston	W	20-13
	Savannah State		L	43-14
	Tuskegee		W	10-7
	Sam Houston State	Huntsville	L	31-0
	Alcorn State		L	28-21
	Alabama State		L	28-14
	Mississippi Valley		W	30-24
	Grambling State	Houston	L	51-20
	Jackson State		L	47-41
	Southern	Baton Rouge	L	21-10
	Lane College		W	45-42

Season Total: 219-335


## ► 1997 (5-6, 4-4)

Coach Bill Thomas

DATE	OPPONENT	LOC.	RESULT	SCORE
8/30	Prairie View	Houston	W	32-16
9/6	Alabama St.	Houston	W	31-6
9/20	Morgan St.	Baltimore	L	24-17
9/27	Sam Houston	Houston	L	40-7
10/4	Jackson St.	Houston	L	59-55
10/11	Arkansas-Pine Bluff	Pine Bluff	L	36-16
10/19	Alcorn	Jackson	W	10-7
10/25	Mississippi Valley	Itta Bena	L	13-10
11/1	Grambling	Grambling	W	21-16
11/8	Lane College	Houston	W	38-0
11/15	Southern	Houston	L	27-18

Season Total: 255-244

## BILL THOMAS (Tennessee State) TSU RECORD: 50-58



William "Bill" Thomas arrived in Houston in 1994 with an impressive resume' as a former head coach at Tennessee State University. The 11th head coach at TSU, Thomas started out slow but kicked it into high gear in his third year with a 7-4 mark and TSU's first win over Grambling State in 23 years. The 1996 season also marked TSU's first winning season since 1977. In 1999 and 2000, Thomas came within one win of a SWAC Western Division Championship as the 2000 team, which started out 7-0, finished 8-3 which was the most wins at TSU since 1956. Thomas, who also served as AD at TSU on several occasions, lasted 10 seasons which marked the second-longest reign since Alexander Durley. He also served as the first coach at TSU to help transition the Labor Day Classic to Reliant Stadium after decades at Robertson, the Astrodome and Rice Stadiums. He also was the first coach to usher in divisional play in the SWAC during the 1999 season.

## ► 1995 (2-8, 1-6)

Coach Bill Thomas

DATE	OPPONENT	LOC.	RESULT	SCORE
	Prairie View	Houston	W	50-8
	Clark-Atlanta	Galveston	W	28-0
	Alcorn State		L	21-10
	Sam Houston State	Houston	L	24-12
	Arkansas-Pine Bluff		L	36-22
	Alabama State		L	27-19
	Mississippi Valley		L	28-21
	Grambling State	Grambling	L	54-15
	Jackson State	Dallas	L	13-9
	Southern	Houston	L	48-13

Season Total: 199-259

## ► 1996 (7-4, 5-2)

Coach Bill Thomas

DATE	OPPONENT	LOC.	RESULT	SCORE
8/31	Prairie View	Houston	W	42-24
9/7	Alabama State	Montgomery	W	10-3
9/21	Lane College	Galveston	L	20-18
9/28	Sam Houston	Huntsville	W	26-20
10/5	Jackson State	Jackson	L	31-14
10/12	Arkansas-Pine Bluff	Irving (TX)	L	21-10
10/19	Alcorn State	Lorman	W	28-17
10/26	Mississippi Valley	Houston	L	23-17
11/2	Grambling	Houston	W	20-7
11/9	Morgan State	Houston	W	42-3
11/16	Southern	Baton Rouge	W	34-30

Season Total: 261-199

## ► 1998 (6-5, 4-4)

Coach Bill Thomas

DATE	OPPONENT	LOC.	RESULT	SCORE
9/5	Prairie View	Houston	W	24-13
9/12	Alabama St.	Montgomery	W	31-6
9/19	Langston	Tulsa	W	49-6
9/26	Howard	Houston	W	30-7
10/3	Jackson St.	Jackson	L	57-3
10/10	Arkansas-Pine Bluff	Houston	L	29-22
10/17	Alcorn State	Lorman	L	21-14
10/24	Miss. Valley	Houston	W	38-19
10/31	Grambling	Houston	W	41-24
11/14	Southern	Baton Rouge	L	20-14
11/21	Tennessee State	Nashville	L	28-14

Season Total: 280-239

## ► 1999 (6-5, 3-1)

Coach Bill Thomas

DATE	OPPONENT	LOC.	RESULT	SCORE
9/4	Prairie View	Houston	W	34-0
9/11	SW Missouri State	Springfield	L	37-7
9/18	Lane College	Houston	W	38-15
9/25	Howard	Washington DC	L	32-20
10/8	Arkansas-Pine Bluff	Pine Bluff	W	20-7
10/9	Alcorn State	Houston	W	23-21
10/23	Mississippi Valley	Itta Bena	L	18-13
10/30	Grambling	Grambling	W	21-20
11/6	Jackson State	Houston	L	41-24
11/13	Southern	Houston	L	23-14
11/20	Norfolk St.	Houston	W	22-6

Season Total: 236-220



# ALL-TIME RESULTS

## ► 2000 (8-3, 5-2)

Coach Bill Thomas

DATE	OPPONENT	LOC.	RESULT	SCORE
9/2	Prairie View	Houston	W	42-0
9/9	Jackson State	Jackson	W	19-15
9/16	Lane College	Houston	W	31-6
9/30	Langston	Houston	W	45-14
10/7	Arkansas-Pine Bluff	Houston	W	21-18
10/14	Alcorn State	Lorman	W	16-13
10/21	Mississippi Valley	Houston	W	30-24
10/28	Grambling	San Antonio	L	26-17
11/4	Morris Brown	Atlanta	L	24-13
11/11	Southern	Baton Rouge	L	49-29
11/18	Norfolk	San Diego	W	17-12

Season Total: 271-267

## ► 2003 (5-6, 3-4)

Coach Bill Thomas

DATE	OPPONENT	LOC.	RESULT	SCORE
8/30	Prairie View	Houston	W	42-3
9/6	Howard	Houston	W	27-20
9/20	Jackson State	Houston	L	28-21
9/27	Nicholls State	Thibodeaux	L	64-5
10/4	Alabama A&M	Huntsville	L	63-0
10/11	Arkansas-Pine Bluff	Pine Bluff	W	7-6
10/18	Alcorn State	Houston	W	23-20
10/25	Mississippi Valley	Itta Bena	W	30-17
11/1	Grambling State	Grambling	L	48-15
11/15	Southern	Houston	L	24-17
11/22	Alabama State	Houston	L	38-26

Season Total: 213-331

## ► 2004 (0-11, 0-7)

Coach Steve Wilson

DATE	OPPONENT	LOC.	RESULT	SCORE
9/4	Prairie View	Houston	L	25-7
9/11	Alabama State	Montgomery	L	55-15
9/18	Northwestern State	Natchitoches	L	52-6
9/25	Nicholls State	Houston	L	21-6
10/2	Alabama A&M	Houston	L	22-3
10/9	Arkansas-Pine Bluff	Chicago	L	42-0
10/16	Alcorn State	Lorman	L	30-0
10/23	Mississippi Valley	Houston	L	15-14
10/30	Grambling State	Houston	L	28-10
11/13	Southern	Baton Rouge	L	28-0
11/20	Morgan State	Houston	L	37-21

Season Total: 82-355

## ► 2001 (3-7, 2-5)


Coach Bill Thomas

DATE	OPPONENT	LOC.	RESULT	SCORE
9/1	Prairie View	Houston	W	17-0
9/8	Texas-El Paso	El Paso	L	52-6
9/22	Alabama A&M	Huntsville	L	24-10
9/29	Langston	Oklahoma City	W	41-12
10/6	Arkansas-Pine Bluff	Pine Bluff	L	28-22
10/13	Alabama State	Houston	L	27-24
10/20	Mississippi Valley	Itta Bena	W	38-21
10/27	Grambling State	Grambling	L	43-3
11/3	Morris Brown	Houston	L	31-24
11/10	Southern	Houston	L	7-6

Season Total: 191-245

## STEVE WILSON (Howard)

TSU RECORD: 1-21\*\*\*



After Thomas' 10-year run came to an end, athletic director Alois Blackwell turned to former Howard University head coach Steve Wilson to right the fortunes of TSU's football program as its 12th coach. Wilson's tenure in 2004 started out on the wrong foot as the 14-game Labor Day Classic winning streak against Prairie View A&M came to an abrupt end. Wilson had some moments where the program appeared headed on the right track but a pair of winless seasons (2004, 2007) sandwiched his tenure at TSU with only four total wins. Wilson was relieved of his duties with two games remaining in 2007. During Wilson's era, the Tigers made a successful transition back to Durley Stadium for its home games from 2005-07.

## ► 2005 (1-10, 1-8)

Coach Steve Wilson

DATE	OPPONENT	LOC.	RESULT	SCORE
9/10	Alabama State	Longview	L	27-15
9/17	Jackson State	Jackson	L	24-21
10/1	Alabama A&M	Huntsville	W	17-7
10/8	McNeese State	Natchitoches	L	46-28
10/15	Alcorn	Houston	L	29-22
10/22	Mississippi Valley	Itta Bena	L	35-28
10/29	Grambling State	Grambling	L	58-21
11/5	Southern	Houston	L	44-20
11/12	Texas-El Paso	El Paso	L	45-0
11/19	Arkansas-Pine Bluff	Houston	L	40-23
11/25	Prairie View	Houston	L	30-27

Season Total: 222-285

## ► 2002 (4-7, 3-4)

Coach Bill Thomas

DATE	OPPONENT	LOC.	RESULT	SCORE
8/31	Prairie View	Houston	W	44-14
9/7	Howard	Washington DC	L	34-31
9/14	Alabama State	Montgomery	L	43-32
9/21	Southwest Texas	San Marcos	L	17-10
9/28	Alabama A&M	Houston	L	21-14
10/12	Arkansas-Pine Bluff	Houston	W	42-20
10/19	Stillman	Tuscaloosa	L	35-28
10/26	Mississippi Valley	Houston	W	34-21
11/2	Grambling	Houston	L	42-28
11/9	Clark Atlanta	Houston	W	26-3
11/16	Southern	Baton Rouge	L	27-25

Season Total: 314-277

## ► 2006 (0-0, 0-0)\*\*\*

Coach Steve Wilson

DATE	OPPONENT	LOC.	RESULT	SCORE
9/2	Prairie View A&M	Houston	W	17-14
9/9	Alabama State	Montgomery	W	10-9
9/16	New Mexico State	Las Cruces	L	48-14
9/23	Alabama A&M	Houston	L	19-14
9/30	Jackson State	Houston	L	29-5
10/14	Alcorn State	Lorman	L	45-23
10/21	Mississippi Valley	Houston	L	20-18
10/28	Grambling State	Houston	W	33-28
11/4	Southern	Baton Rouge	L	34-17
11/11	Texas State	San Marcos	L	41-21
11/18	Arkansas-Pine Bluff	Pine Bluff	L	42-31

Season Total: 203-329



# ALL-TIME RESULTS


## ► 2007 (0-0, 0-0)\*\*\*

Coach Steve Wilson / Dechon Burns

DATE	OPPONENT	LOC.	RESULT	SCORE
9/1	Prairie View	Houston	L	34-14
9/8	Alabama State	Houston	L	21-10
9/13	Jackson State	Jackson	L	28-7
9/22	Texas-El Paso	El Paso	L	52-12
9/29	Alabama A&M	Huntsville	L	48-24
10/13	Alcorn State	Houston	L	22-20
10/20	Mississippi Valley	Itta Bena	L	37-35
10/27	Grambling State	Grambling	L	57-9
11/3	Southern	Houston	L	56-7
11/17	Arkansas-Pine Bluff	Houston	L	20-10
11/24	Houston	Houston	L	59-6

Season Total: 154-434

## JOHNNIE COLE (Texas Southern) TSU RECORD: 0-0\*\*\*



The Tigers turned to one of their own as alumnus Johnnie Cole returned home to lead the Tigers prior to the 2008 season as its 14th coach. A former Tiger football great at quarterback and head coach at Lane College, Cole upgraded the talent base at TSU significantly and had the Tigers playing a competitive brand of football. Regarded as offensive-minded coach, ironically the Tigers became known for their powerful defense during Cole's time at TSU as the unit served as the backbone during the 2009 and 2010 seasons.

## ► 2008 (0-0, 0-0)\*\*\*

Coach Johnnie Cole

DATE	OPPONENT	LOC.	RESULT	SCORE
8/30	Prairie View A&M	Houston	L	34-14
9/6	Arkansas State	Jonesboro	L	83-10
9/13	Shaw	Sacramento	W	40-29
9/20	Texas College	Tyler	W	28-13
9/27	Concordia	Houston	W	45-27
10/4	Texas State	San Marcos	L	63-39
10/11	Southern	Baton Rouge	L	45-14
10/18	Jackson State	Houston	L	30-14
10/25	Alcorn State	Lorman	W	30-29
11/8	Mississippi Valley	Houston	L	58-44
11/20	Grambling	Houston	L	33-7
11/29	Arkansas-Pine Bluff	Dallas	L	28-7

Season Total: 204-324

## ► 2009 (0-0, 0-0)\*\*\*

Coach Johnnie Cole

DATE	OPPONENT	LOC.	RESULT	SCORE
9/5	Prairie View A&M	Houston	L	17-7
9/12	Louisiana Monroe	Monroe	L	58-0
9/19	Texas College	Houston	W	75-6
9/26	Texas State	San Marcos	L	52-18
10/10	Rutgers	Piscataway	L	42-0
10/17	Jackson State	Jackson	W	19-17
10/31	Alcorn State	Houston	W	51-21
11/7	Mississippi Valley	Itta Bena	W	30-7
11/12	Grambling State	Grambling	L	47-33
11/28	Arkansas-Pine Bluff	Dallas	W	14-10
12/5	Southern	Houston	W	30-25

Season Total: 277-302

## ► 2010 (0-0, 0-0)\*\*\*


Coach Johnnie Cole

DATE	OPPONENT	LOC.	RESULT	SCORE
9/5	Prairie View A&M	Houston	L	16-14
9/11	Connecticut	East Hartford	L	62-3
9/18	Alabama A&M	Houston	W	32-9
9/25	Tuskegee	Mobile	L	21-14
10/2	Alabama State	Montgomery	W	21-7
10/9	Alcorn State	Lorman	W	30-20
10/23	Jackson State	Houston	W	21-18
10/30	Mississippi Valley	Houston	W	38-7
11/6	Southern	Baton Rouge	W	54-7
11/11	Grambling State	Houston	W	41-34
11/20	Arkansas-Pine Bluff	Houston	W	20-13
12/11	Alabama State	Birmingham	W	11-6

Season Total: 299-220

## KEVIN RAMSEY (Indiana State)

TSU RECORD: 4-7



Texas Southern elevated well-respected defensive coordinator Kevin Ramsey to interim head coach for the 2011 season. As the defensive coordinator in 2009 and 2010 at TSU, the Tigers were one of the nation's best. He won two of his first three games but lost six of the final eight in his lone season in charge as he returned to his defensive coordinator role in 2012.

## ► 2011 (4-7, 2-7)\*\*\*

Coach Kevin Ramsey

DATE	OPPONENT	LOC.	RESULT	SCORE
9/10	Prairie View A&M	Houston	L	37-34
9/17	Texas College	Houston	L	49-6
9/24	Alcorn State	Houston	W	14-7
9/29	Jackson State	Jackson	W	58-13
10/8	Alabama State	Houston	W	43-29
10/13	Alabama A&M	Huntsville	L	24-21
10/22	Central State	Houston	L	42-11
10/29	Mississippi Valley	Itta Bena	L	12-9
11/5	Southern	Houston	W	29-15
11/12	Grambling	Grambling	L	29-25
11/19	Arkansas-Pine Bluff	Pine Bluff	L	42-6

Season Total: 271-284

\*\*\* - Indicates record vacated by NCAA



# ALL-TIME RESULTS

## DARRELL ASBERRY (Jackson State)

TSU RECORD: 8-31



Texas Southern made another head coaching change in 2012 as Darrell Asberry became the school's 16th head coach. Formerly the head coach at Shaw University, Asberry arrived with plenty of SWAC ties as a former quarterback and offensive coordinator at Jackson State. The Baton Rouge, La. native opened his tenure with a bang with an emotional win over Prairie View A&M in the Labor Day Classic. He defeated Prairie View A&M twice during his stint and became the first head coach to accomplish that feat since Bill Thomas. Asberry assumed control of the program during a tumultuous time as the Tigers were in the midst of NCAA sanctions. He's also credited with transitioning the Tigers to their new home as BBVA Stadium opened in 2012.

## ► 2012 (2-9, 1-7)

Coach Darrell Asberry

DATE	OPPONENT	LOC.	RESULT	SCORE
9/1	Prairie View A&M	Houston	W	44-41
9/8	North Texas	Denton	L	34-7
9/15	Jackson State	Houston	L	45-35
9/22	Alabama A&M	Houston	L	42-13
9/27	Sam Houston State	Houston	L	50-6
10/6	Alabama State	Montgomery	L	45-0
10/13	Southern	Baton Rouge	L	34-7
10/27	Grambling State	Houston	W	23-20
11/3	Arkansas-Pine Bluff	Houston	L	49-3
11/10	Alcorn State	Lorman	L	34-24
11/17	Mississippi Valley	Houston	L	34-3

Season Total: 165-428

## ► 2013 (2-9, 2-7)

Coach Darrell Asberry

DATE	OPPONENT	LOC.	RESULT	SCORE
8/31	Prairie View A&M	Houston	L	37-13
9/14	Sam Houston State	Huntsville	L	55-17
9/19	Jackson State	Jackson	L	35-7
9/28	Alabama A&M	Huntsville	L	12-10
10/5	Alabama State	Houston	L	34-2
10/12	Arkansas-Pine Bluff	Pine Bluff	W	41-28
10/19	Alcorn State	Houston	L	20-13
10/26	Grambling State	Grambling	W	23-17
11/1	Southern	Houston	L	31-24
11/9	Mississippi Valley	Itta Bena	L	20-17
11/16	Howard	Houston	L	40-6

Season Total: 173-329

## ► 2014 (5-6, 3-6)

Coach Darrell Asberry

DATE	OPPONENT	LOC.	RESULT	SCORE
8/31	Prairie View A&M	Houston	W	37-35
9/4	Texas College	Houston	W	52-14
9/13	Central State	Bahamas	W	30-16
9/20	Alabama A&M	Houston	W	45-23
9/27	Alabama State	Montgomery	L	38-3
10/4	Mississippi Valley	Houston	W	20-16
10/18	Alcorn State	Lorman	L	40-25
10/25	Arkansas-Pine Bluff	Houston	L	38-37
11/1	Grambling State	Houston	L	35-7
11/8	Southern	Baton Rouge	L	30-20
11/15	Jackson State	Houston	L	15-10

Season Total: 286-300

## ► 2015 (3-7, 2-7)

Coach Darrell Asberry

DATE	OPPONENT	LOC.	RESULT	SCORE
9/5	Prairie View A&M	Houston	L	38-11
9/11	Bacone College	Houston	W	63-0
9/19	Arkansas-Pine Bluff	Pine Bluff	W	24-20
9/26	Jackson State	Jackson	L	34-30
10/1	Alabama State	Houston	L	41-23
10/17	Mississippi Valley	Itta Bena	W	49-21
10/24	Southern	Baton Rouge	L	40-21
10/31	Grambling State	Grambling	L	41-15
11/7	Alcorn State	Houston	L	65-13
11/14	Alabama A&M	Huntsville	L	38-7

Season Total: 256-338

## MICHAEL HAYWOOD (Notre Dame)

TSU RECORD: 8-25



TSU turned to Michael Haywood as its 17th coach immediately after the conclusion of the 2015 season. A Houston native, Haywood was a well-respected assistant and former offensive coordinator on the Football Bowl Subdivision level before orchestrating a major turnaround at Miami of Ohio in 2010. Haywood's first season showed a lot of promise with a four-win campaign which featured several close losses to SWAC contenders. However, Haywood suffered back-to-back 2-9 campaigns before resigning after the 2018 season.

## ► 2016 (4-7, 4-5)

Coach Michael Haywood

DATE	OPPONENT	LOC.	RESULT	SCORE
9/4	Prairie View A&M	Prairie View	L	29-25
9/10	Houston Baptist	Houston (A)	L	24-20
9/17	Mississippi Valley	Houston	W	31-0
9/24	Alabama State	Montgomery	W	31-27
10/1	Alabama A&M	Huntsville	W	34-31
10/15	Alcorn State	Lorman	L	23-20
10/22	Jackson State	Houston	L	21-13
10/29	Sam Houston State	Huntsville	L	66-17
11/5	Southern	Baton Rouge	L	26-10
11/12	Arkansas-Pine Bluff	Houston	W	27-10
11/29	Grambling State	Houston	L	47-28

Season Total: 256-304



## ALL-TIME RESULTS

## ► 2017 (2-9, 2-5)

Coach Michael Haywood

DATE	OPPONENT	LOC.	RESULT	SCORE
8/26	Florida A&M	Tallahassee	L	29-7
9/7	Houston Baptist	Houston (H)	L	24-17
9/23	Alabama A&M	Huntsville	L	30-13
9/29	Alcorn State	Houston	L	24-17
10/7	Kennesaw State	Kennesaw	L	48-3
10/14	Alabama State	Houston	L	23-16
10/28	Grambling State	Grambling	L	50-24
11/4	Mississippi Valley	Itta Bena	W	38-21
11/11	Southern	Houston	L	33-7
11/18	Arkansas-Pine Bluff	Pine Bluff	W	24-10
11/25	Prairie View A&M	Houston	L	30-16

Season Total: 175-289

## ► 2018 (2-9, 1-6)

Coach Michael Haywood

DATE	OPPONENT	LOC.	RESULT	SCORE
9/1	UT-Permian Basin	Houston	W	26-16
9/8	Texas State	San Marcos	L	36-20
9/15	Alcorn State	Lorman	L	27-15
9/22	Houston	Houston	L	70-14
10/6	Alabama A&M	Houston	L	42-21
10/13	Grambling State	Houston	L	34-21
10/20	Southern	Dallas	L	21-7
10/27	Mississippi Valley	Houston	W	42-14
11/3	Alabama State	Montgomery	L	30-21
11/17	Arkansas-Pine Bluff	Houston	W	15-10
11/24	Prairie View A&M	Prairie View	L	60-14

Season Total: 211-365

## CLARENCE MCKINNEY (Univ. of Mary)

TSU RECORD: 1-13



Clarence McKinney was named TSU's 18th head coach in December of 2018. A Houston native and local legend in the 3rd Ward community, McKinney previously served as an assistant at the University of Arizona in addition to Texas A&M and the University of Houston. In the spring of 2021, McKinney was tasked with leading TSU through an historic spring season as the fall 2020 season was canceled due to COVID-19. TSU would play only two games in the spring.

## ► 2019 (0-11, 0-7)

Coach Clarence McKinney

DATE	OPPONENT	LOC.	RESULT	SCORE
8/31	Prairie View A&M	Houston	L	44-23
9/7	Incarnate Word	San Antonio	L	63-44
9/14	Louisiana	Lafayette	L	77-6
9/28	Houston Baptist	Houston (A)	L	68-31
10/5	Alabama A&M	Huntsville	L	35-28
10/12	Missouri S&T	Houston	L	23-20
10/19	Southern	Dallas	L	28-21
10/26	Mississippi Valley	Itta Bena	L	35-14
11/2	Grambling State	Grambling	L	55-20
11/9	Alabama State	Houston	L	27-21
11/23	Arkansas-Pine Bluff	Pine Bluff	L	45-13

Season Total: 241-500

## ► 2021 (1-2, 1-2) Spring

Coach Clarence McKinney


DATE	OPPONENT	LOC.	RESULT	SCORE
3/6	Prairie View A&M	Prairie View	L	20-19
3/20	Southern	Houston	L	51-23
4/10	Alcorn State	Lorman	W	2-0

Season Total: 44-71




## TEXAS SOUTHERN ALL-SWAC SELECTIONS


<b>1958</b>	William Glosson	E/WR	<b>1965</b>	John Thompson	G	<b>1970</b>	Ronald Holmes	G
	James Sorey	DT		John Douglas	QB		Julius Adams	DT
	James Gardiner	HB		John Thompson	LB		Larry Crowe	RB
							Nathaniel Allen	DB
<b>1959</b>	James Sorey	DT	<b>1966</b>	Willie Ellison	HB	<b>1971</b>	Ronald Holmes	G
				Ernest Calloway	LB		Harold Hart	RB
<b>1961</b>	Lacy Garcia	T	<b>1967</b>	Jimmy Bivens	End		Leonard Davis	LB
	Joe Wade	G		Ernest Calloway	T		Michael Holmes	DB
	Robert Batts	HB		Robert English	LB		David Thomas	PR
	Homer Jones	FB						
<b>1962</b>	Herman Driver	E/WR	<b>1968</b>	Kenny Burrough	E/WR	<b>1972</b>	Ronald Holmes	G
	Warren Wells	E/WR		Gordon McMorris	G		Harold Hart	RB
	Winston Hill*	OT		Charles Blossom	E/WR		Charles Stafford	PK
	Andy Rice	G		Ernest Calloway	G		Larry Smiler	DE
	Carl Woodard	C		Marion Bates	DB		Michael Holmes	DB
	Charles Green	QB		Fred Hill*	C		David Thomas	CB
	Homer Jones	Hb		John Mosley*	RB		David Thomas	PR
<b>1963</b>	Herman Driver	End/WR		Julius Adams*	DE		Alonzo Pickett*	OT
	John Thompson	LB		Mickey Conway*	LB		Raymond Baylor*	DT
	Ed Robey	LB	<b>1969</b>	Issac Jefferson*	E/WR		Calvin Burleson*	DB
				David Mays	P			
				Charles Blossom	T			




GLOSSON




SOREY



GARDINER



Burrough



RON HOLMES




ADAMS




# TEXAS SOUTHERN ALL-SWAC SELECTIONS

<b>1973</b>	Melvin Baker	SE	<b>1976</b>	Don Colquitte	FB	<b>1979</b>	Lee Harris	DB
	Garland Montgomery	QB		Keith Brinson*	OT		Dwight McNeil*	RB
	Ernest Pough*	RB		Fred Harmon*	P		James West*	DE
	Jack Holmes*	FB		McKinley Barnes*	LB			
	Willie Moore*	CB		Adolph Campbell*	LB	<b>1980</b>	Boyd Jones*	OT
	Kevin Calloway*	S		Al Simmons*	S		Walter Dunn*	DT
	Rich Richardson*	OT						
			<b>1977</b>	Clarence McMichael	C	<b>1981</b>	James Grigsby	DT
<b>1974</b>	Charles Philyaw	DT		Don Colquitte	FB		Dale Shephard	S
	Canary Simmons	S		Jacques Johnson	DB		Donald Allen*	FB
	Charles Stafford	PK		Scott Seifer*	OG		Arthur Cox*	TE
	Don Bolden*	WR		Oliver Barrett*	DT		Boyd Jones*	OT
	Willie Agson*	TE		McKinley Barnest*	LB		Karl Watson*	LB
	Ernest Pough*	HB		Leroy Paul*	DB		Mike Dennis*	LB
	Jack Holmes*	FB					Edward Owens*	LB
			<b>1978</b>	Dwight McNeil	OG			
<b>1975</b>	Don Bolden	WR		Jackie McIntosh	K	<b>1982</b>	Arthur Cox*	TE
	Alfonso Simmons	CB		Keith Baker*	QB		Boyd Jones*	OT
	Charles Philyaw*	DT		Robert Thomas*	HB		Carl Williams*	WR
	Ernest Pough*	SE		John McZeal*	TE		Anthony Anglin*	DL
				William Davis*	LB		Karl Watson*	LB




BLOSSOM




PHILYAW




BOLDEN



BAKER



McINTOSH




WATSON



## TEXAS SOUTHERN ALL-SWAC SELECTIONS


<b>1983</b>	Karl Watson	LB	<b>1991</b>	Kerry Henderson	RB	<b>1998</b>	David Mason	OL
	Darrell Colbert*	WR		Michael Strahan	DL		Scott Harrell	DB
<b>1984</b>	Bruce Green	LB	<b>1992</b>	Michael Strahan**	DL		Joey Jamison	KR
	Leon Thomasson	DB		Eddie Smith	DL		Harvey Harper*	OL
	Kellyie Kelley*	TE	<b>1993</b>	Joe Burch	C		Shon Brady*	OL
	Darrell Colbert*	WR		Darius Alexander	OG		Thomas Sieh*	RB
<b>1985</b>	Darrell Colbert	WR		Joe Rogers	WR		D. J. Bradley*	RB
	Curtis Moody	P	<b>1994</b>	Alfred Bryant*	DL		Ramon Rivera*	K/P
	Donald Narcisse*	WR	<b>1995</b>	Eric Johnson*	DL		Carl Davis*	DL
<b>1986</b>	Donald Narcisse	WR	<b>1996</b>	Kiley Brown	WR		Fred Day*	DL
	Sean Cook	QB		Nick Lopez	DL		Dwan Epps*	LB
	Nate Johnson	RB		Nakia Edwards*	TE		Ronnie McCoy*	P
	Curtis Moody*	P		Harvey Harper*	OL	<b>1999</b>	J. B. LaCombe	K/P
	Darrell Colbert*	WR		Cedric Douglas*	QB		Lernard Mack	LB
	Kenneth Munson*	OL		David Thomas*	WR		Joey Jamison	KR
<b>1987</b>	Davis Smith	WR		Lee Harvey*	DB		Dwan Epps	LB
	Alvin Williams	S	<b>1997</b>	Joey Jamison	KR	<b>2000</b>	Kreme Davis	DL
	Curtis Neill*	TE		Thomas Sieh	RB		J.B. Lacombe	K/P
	Kevin Harris*	LB		Ramon Rivera	K/P		Lernard Mack**	LB
<b>1988</b>	Curtis Neill*	TE					Kris Allen	OL
	Brian Wiggins*	WR					Tommy Balom	DL
	Kevin Harris*	LB				<b>2001</b>	Santino Hall	CB
<b>1989</b>	Robert Arnold	OG					Cortez Hankton	WR
	Kevin Harris	LB						
<b>1990</b>	Kevin Harris	LB						



COLBERT




JOHNSON




HARRIS



STRAHAN



JAMISON



MACK



# TEXAS SOUTHERN ALL-SWAC SELECTIONS

<b>2002</b>	Oliver Celestin	FS	<b>2010</b>	Charles Smith	OL	<b>2018</b>	Bobby Hartzog	WR
	Cortez Hankton	WR		Marcus Wright	RB		Sean Jones*	LB
	Vincent Patrick	K/P		Jonathan Hollins	DL	<b>2019</b>	Donnie Corley#	WR
<b>2003</b>	Corey Alexander	KR		Marquis Jackson	DE		Richard Garcia, III*	PK
	Sydney Gordon	DL		Dejuan Fulghum**	LB	<b>2021!</b>	Michael Badejo*	DL
	Robert Watson	DL		Zack Gallow	DB			
	Damondric Goins	LB		Curtis Thomas	DB			
<b>2004</b>	Stacey Thomas	DB		Kirk Fitzhugh*	TE			
<b>2005</b>	Brent Wilson	RB		Skylar Trimble*	OL			
	Robert Napier*	LB		Shomari Clemons*	LB			
<b>2006</b>	Stacey Thomas**	DB		William Osborne*	KR			
	Mike Boyd	DE	<b>2011</b>	Marquis Jackson	DE			
	Kentavious Jones*	DL		Marcus Wright*	RB			
<b>2007</b>	Roland Robins*	TE		Martin Gilbert*	RB			
	Derrick Gray*	DE	<b>2012</b>	Robert Hersh*	P			
<b>2008</b>	William Osborne	WR/RS	<b>2013</b>	Amir Bloom	DE			
	De'Markus Washington*	CB		Brandon Thomas	DB			
	Stephon Solomon	P		Cory Carter*	P			
<b>2009</b>	Charles Smith*	OL	<b>2014</b>	Cory Carter	P			
	Jonathan Hannah*	OL		Darian Claiborne%	LB			
	Dejuan Fulghum*	LB	<b>2015</b>	Cory Carter	P			
	De'Markus Washington*	CB		Derrick Griffin*	WR			
	Arvell Nelson	QB#		Tray Walker*	CB			
			<b>2016</b>	Eric Medina	K/P			


\*\* - SWAC Defensive Player of the Year

\* - All-SWAC Second Team Selection


# - SWAC Newcomer of the Year

% - SWAC Co-Newcomer of the Year

! - 2021 Spring Season




HANKTON



CELESTIN



THOMAS



FULGHUM



CARTER



CORLEY



# INDIVIDUAL GAME RECORDS

## POINTS

**Game:** 30 William "Rock" Glosson vs. Miss. Vocational (1956)  
**Season:** 99 Herman Driver (1964)  
**Career:** 204 Herman Driver (1962-64)

## TOUCHDOWNS

**Game:** 5 William "Rock" Glosson vs. Miss. Vocational (1956)  
**Season:** 15 Donald Narcisse (1986)  
**Career:** 32 Darrell Colbert (1983-86)

## RUSHING ATTEMPTS

**Game:** 36 Willie Ellison vs. Arkansas AM&N (1966)  
**Season:** 224 Nathaniel Johnson (1986)  
**Career:** 578 Nathaniel Johnson (1982-84, 86)

## RUSHING YARDS

**Game:** 252 Roy Hopkins vs. Florida A&M (1965)  
**Season:** 1,204 Thomas Sieh (1998)  
**Career:** 2,699 Nathaniel Johnson (1982-84, 86)

## RUSHING TOUCHDOWNS

**Game:** 4 Roy Hopkins vs. Florida A&M (1965)  
**Season:** 12 Edward Smith (1952)  
**Career:** 26 Harold Hart (1970-73)

## PASSING

**Game:** 481 Bobby Reid vs. Texas State (2008)  
**Season:** 3,065 Sean Cook (1986)  
**Career:** 4,178 Sean Cook (1984-87)

## PASSES ATTEMPTED

**Game:** 66 Sean Cook vs. Texas A&I (1986)  
**Season:** 486 Sean Cook (1986)  
**Career:** 1,019 Sean Cook (1984-87)

## PASSES COMPLETED

**Game:** 38 Bobby Reid vs. Texas State (2008)  
**Season:** 230 Sean Cook (1986)  
**Career:** 419 Sean Cook (1984-87)

## PASSING TOUCHDOWNS

**Game:** 5 Stacey Moore vs. SW Texas (1992)  
 Johnnie Cole vs. Mississippi Valley (1984)  
 David Mays vs. Mississippi Valley (1967)  
 Carl Zenn vs. Bishop (1963)  
 Alexander Durley III vs. Miss. Vocational (1956)  
 Audrey Ford vs. Grambling (1952)  
**Season:** 28 Sean Cook (1986)  
**Career:** 65 Audrey Ford (1950-52, 55)

## PASS RECEPTIONS

**Game:** 19 William "Rock" Glosson vs. Prairie View (1957)  
**Season:** 88 Donald Narcisse (1986)  
**Career:** 217 Darrell Colbert (1983-86)

## RECEIVING YARDS

**Game:** 270 William "Rock" Glosson vs. Prairie View (1957)  
**Season:** 1,270 Cortez Hankton (2002)  
**Career:** 3,400 Cortez Hankton (1999-02)

## TOUCHDOWN RECEPTIONS

**Game:** TBA  
**Season:** 15 Donald Narcisse (1986)  
**Career:** 33 Darrell Colbert (1983-86)

## TOTAL OFFENSIVE YARDS

**Game:** 446 Sean Cook vs. Texas A&I (1986)  
**Season:** 3,235 Sean Cook (1986)  
**Career:** 4,963 Sean Cook (1984-87)

## PUNTING AVERAGE

**Game:** 58.8 James Walker vs. Southern (1965)  
**Season:** 46.5 James Walker (1965)  
**Career:** 44.7 Cory Carter (2012-15)

## LONGEST PUNT

**Game:** 86 Cory Carter vs. Southern (2015)

## INTERCEPTIONS

**Game:** 3 Nate Allen vs. Morgan State (1969)  
**Season:** 10 Lee Harris (1979)  
**Career:** 20 Mike Holmes (1967-71)

## TACKLES

**Game:** 23 Karl Watson vs. Southern (1983)  
**Season:** 161 Karl Watson (1982)  
**Career:** 446 Karl Watson (1981-83)

## TACKLES FOR LOSS

**Game:**  
**Season:** 27.5 Lenard Mack (2002)  
**Career:**

## PASSES DEFENDED

**Season:** 26 Santino Hall (2001)

## PUNT RETURNS

**Game (Long):** 99 Elwin Carter vs. Bishop (1973)  
**Season: (Yards)** 575 Joey Jamison (1999)  
**Returns:** 41 Joey Jamison (1999)  
**Career Returns:** 88 Joey Jamison (1997-99)  
**Career:** 1,269/14.4 Joey Jamison (1997-99)



# INDIVIDUAL GAME RECORDS

## KICKOFF RETURNS

**Season:** 32.4 Corey Alexander (2002)  
**Career:** 1,218 / 27.7 Austin Watts  
 (2015-16)

## ALL-PURPOSE YARDS

**Game:** 430 William Osborne vs.  
 Mississippi Valley (2008)

**Season:** 1,507 D.J. Bradley (1998)  
**Career:** 2,308 William Osborne (2008)\*\*\*

## LONGEST TOUCHDOWN PLAYS

**Rushing:** 94 Edward Smith  
 vs. Prairie View (1954)

**Passing:** 99  
 Carlos Pierson to Cortez Hankton  
 vs. Southwest Texas State (2002)

**Punt Return:** 99 Elwin Carter vs.  
 Bishop (1973)

**Kickoff Return:** 96 Joey Jamison vs.  
 Howard (1998)

**Interception:** 100 Oliver Celestin  
 vs. Grambling (2003)

## LONGEST RUNS FROM SCRIMMAGE

94 yards – TD Edward Smith  
 vs. Prairie View (1954)

93 yards – TD Thomas Sieh vs.  
 Jackson State (1997)

89 yards – TD William Shelton  
 vs. Huston-Tillotson (1947)

84 yards – TD Martin Gilbert vs.  
 Alabama A&M (2011)

82 yards Rodney Shelton  
 vs. Lamar (1983)

82 yards – TD Jason Johnson vs.  
 Tennessee State (1987)

## LONGEST FIELD GOAL

51 yards Vincent Patrick  
 vs. Jackson State (2003)

## LONGEST PASS PLAYS

99 yards – TD  
 Carlos Pierson to Cortez Hankton  
 vs. Southwest Texas State (2002)

95 yards – TD  
 Jay Christophe to Bobby Hartzog  
 vs. Houston (2018)

90 yards – TD  
 Devin Williams to Tren'Davian Dickson  
 at Alabama State (2018)

90 yards – TD  
 Leo Brimmer to Ernest Pough  
 vs. Langston (1975)

89 yards – TD  
 Ronald Merthie to Melvin Baker  
 vs. Mississippi Valley (1972)

87 yards – TD  
 Stacey Moore to Joe Rogers vs.  
 Southwest Texas State (1992)

87 yards – TD  
 DeAndre Johnson to Tren'Davian Dickson  
 at Incarnate Word (2019)

85 yards – TD  
 Charles Green to Warren Wells  
 vs. Grambling (1961)

84 yards – TD  
 DeAndre Johnson to Donnie Corley  
 at Houston Baptist (2019)

82 yards – TD  
 Frank Robinson to Ernest Pough  
 vs. Langston (1974)



AUSTIN WATTS

## LONGEST KICKOFF RETURN

98 yards – TD Corey Alexander vs.  
 Grambling (2002)

96 yards – TD Joey Jamison  
 vs. Howard (1998)

93 yards – TD Daequan Jones vs.  
 Alcorn State (2017)

91 yards – TD Carl Williams vs.  
 Grambling (1981)

90 yards – TD Robert Batts vs.  
 Jackson State (1960)

89 yards – TD Kenneth Mazeke vs.  
 Bethune-Cookman (1975)

89 yards – TD Daniel Davis vs.  
 Alcorn State (2005)

## LONGEST PUNT RETURN

99 yards – TD Elwin Carter vs.  
 Bishop (1973)

93 yards – TD Austin Watts vs.  
 Houston Baptist (2016)

80 yards – TD Daniel Davis vs.  
 Southern (2005)

76 yards – TD Johnny Felder vs.  
 Langston (1956)

74 yards – TD Joey Jamison vs.  
 Jackson State (1997)

72 yards – TD Kenny Burrough vs  
 Arkansas AM&N (1969)

70 yards – TD Eugene Hart vs.  
 Wiley (1967)

## 200 YARD RECEIVING GAMES

270 - William "Rock" Glosson  
 vs. Prairie View (1957)

221 - Tren'Davian Dickson  
 at Incarnate Word (2019)

200 - Darvin Kidsy vs.  
 Houston Baptist (2017)



# TEAM RECORDS

## POINTS

<b>Game:</b>	30	William "Rock" Glosson
<b>vs.</b>		Miss. Vocational (1956)
<b>Season:</b>	99	Herman Driver (1964)
<b>Career:</b>	204	Herman Driver (1962-64)



## OFFENSE - SEASON

### RUSHING

#### SEASON LEADERS

##### YARDS

	PLAYER	YEAR	G	ATT	YARDS	TD	YPC
1.	D.J. Bradley	1998	11	199	1,219	11	6.1
2.	Thomas Sieh	1998	11	197	1,204	11	6.1
3.	Nathaniel Johnson	1986	11	224	1,142	4	5.1
4.	Willie Ellison	1966	9	180	1,089	9	6.1
5.	Edward Smith	1952	10	87	1,087	12	12.5
6.	Brent Wilson	2005	11	203	1,032	10	5.1
7.	Thomas Sieh	1997	11	188	1,012	8	5.4
8.	Kerry Henderson	1991	11	171	1,000	6	5.8
9.	Don Colquitt	1975	10	177	909	6	5.1
10.	Martin Gilbert	2011	11	183	838	11	4.6
11.	Ernest Pugh	1973	11	136	838	9	6.2
12.	Daveonn Porter	2014	10	131	827	6	6.3
13.	Roy Hopkins	1965	10	112	812	12	7.3
14.	John Mosely	1967	10	133	807	3	6.1
15.	Harold Hart	1971	10	143	793	5	5.5
16.	David Harper	1975	10	170	789	4	4.6
17.	Johnny Felder	1956	10	103	787	10	7.6
18.	Kerry Henderson	1992	11	134	778	6	5.8
19.	Marcus Wright	2011	11	181	701	5	3.9
20.	Homer Causey	2013	11	149	679	6	4.6


##### TOUCHDOWNS

	PLAYER	YEAR	ATT	YARDS	YPC	YPG	TD
1.	Edward Smith	1952	87	1,087	12.5	108.7	12
2.	Roy Hopkins	1965	112	812	7.2	82.6	12
3.	Cottrell McGowan	1951	92	556	6.4	56.6	11
	Thomas Sieh	1998	197	1,204	6.1	109.3	11
	Martin Gilbert	2011	183	838	4.6	76.2	11
6.	Johnny Felder	1956	103	787	7.6	78.7	10
	Adam Lamb	2000	141	627	4.4	62.7	10
	Brent Wilson	2005	203	1,032	5.1	93.8	10
9.	Willie Ellison	1966	180	1,089	6.5	100.6	9
	Ernest Pugh	1973	136	838	6.1	76.0	9
11.	William Gulley	1957	153	766	7.6	77.6	8
	David Harper	1974	131	775	5.7	77.5	8
	Jason Johnson	1987	139	638	4.5	63.8	8
	Thomas Sieh	1997	188	1,012	5.4	92.0	8
15.	Donald Allen	1981	137	621	4.5	69.0	7

Thomas Sieh	1995	66	339	5.1	48.4	7
Timothy Boutte	2003	154	665	4.3	60.5	7
18. Edward Smith	1954	85	680	8.0	68.0	6
James Gardner	1958	85	427	5.0	42.7	6
Clarence Caldwell	1959	122	451	3.6	45.1	6

##### YARDS PER CARRY

	PLAYER	YEAR	G	ATT	YARDS	TD	YPC
1.	Edward Smith	1952	10	87	1,087	12	12.5
2.	Johnny Felder	1956	10	103	787	10	7.6
3.	Roy Hopkins	1965	10	112	812	12	7.3
4.	Daveonn Porter	2014	10	131	827	6	6.3
5.	Ernest Pugh	1973	11	136	838	9	6.2
6.	D.J. Bradley	1998	11	199	1,219	11	6.1
	Thomas Sieh	1998	11	197	1,204	11	6.1
	John Mosely	1967	10	133	807	3	6.1
	Willie Ellison	1966	9	180	1,089	9	6.1
10.	Kerry Henderson	1991	11	171	1,000	6	5.8
	Kerry Henderson	1992	11	134	778	6	5.8
12.	Ladarius Owens	2021*	2	27	195	1	5.6
13.	Harold Hart	1971	10	143	793	5	5.5
14.	Thomas Sieh	1997	11	188	1,012	8	5.4
15.	Don Colquitt	1975	10	177	909	6	5.1
	Nathaniel Johnson	1986	11	224	1,142	4	5.1
	Brad Woodward	2015	10	71	368	2	5.1
	Brent Wilson	2005	11	203	1,032	10	5.1
16.	David Harper	1975	10	170	789	4	4.6
	Homer Causey	2013	11	149	679	6	4.6
	Martin Gilbert	2011	11	183	838	11	4.6



THOMAS SIEH



## OFFENSE - CAREER

### RUSHING

#### CAREER LEADERS

##### YARDS

	PLAYER	YEAR	ATT	YARDS	TD
1.	Thomas Sieh	1995-98	555	2,934	31
2.	Nathaniel Johnson	1982-84, 86	578	2,699	15
3.	Edward Smith	1951-54	284	2,545	24
4.	Harold Hart	1970-73	426	2,253	26
5.	Kerry Henderson	1989-92	440	2,207	14
6.	Roy Hopkins	1963-66	349	1,986	23
7.	D.J. Bradley	1996-98	336	1,891	16
8.	Brad Woodward	2015-18	405	1,888	13
9.	Don Colquitt	1975-77	386	1,765	10
10.	David Harper	1973-75	358	1,722	13
11.	John Holmes	1967-69	354	1,718	6
12.	Larry Crowe	1969-70	226	1,629	7
13.	Rod Shelton	1982-84	386	1,562	7
14.	John Mosley	1967-68	268	1,421	3
15.	Jack Holmes	1971-74	324	1,410	16
16.	Daveonn Porter	2013-14	261	1,405	10
17.	Timothy Boutte	2001-03	327	1,339	11
18.	Homer Causey	2013-15	211	1,246	8
19.	Brent Wilson	2004-05	213	1,048	10

##### TOUCHDOWNS

	PLAYER	YEAR	ATT	YARDS	TD
1.	Thomas Sieh	1995-98	555	2,934	31
2.	Harold Hart	1970-73	426	2,253	26
3.	Edward Smith	1951-54	284	2,545	24
4.	Roy Hopkins	1963-66	349	1,986	23
5.	D.J. Bradley	1996-98	336	1,891	16
	Jack Holmes	1971-74	324	1,410	16
7.	Nathaniel Johnson	1982-84, 86	578	2,699	15
8.	Kerry Henderson	1989-92	440	2,207	14
9.	Brad Woodward	2015-18	405	1,888	13
	David Harper	1973-75	358	1,722	13
11.	Timothy Boutte	2001-03	327	1,339	11
	Martin Gilbert	2011	183	838	11
13.	Daveonn Porter	2013-14	261	1,405	10
	Don Colquitt	1975-77	386	1,765	10
15.	Homer Causey	2013-15	211	1,246	8
16.	Larry Crowe	1969-70	226	1,629	7



#### KERRY HENDERSON

	Rod Shelton	1982-84	386	1,562	7
18.	John Holmes	1967-69	354	1,718	6
19.	John Mosley	1967-68	268	1,421	3

#### ATTEMPTS

	PLAYER	YEAR	ATT	YARDS	TD
1.	Nathaniel Johnson	1982-84, 86	578	2,699	15
2.	Thomas Sieh	1995-98	555	2,934	31
3.	Kerry Henderson	1989-92	440	2,207	14
4.	Brad Woodward	2015-18	405	1,888	13
5.	Harold Hart	1970-73	426	2,253	26
6.	Don Colquitt	1975-77	386	1,765	10
	Rod Shelton	1982-84	386	1,562	7
8.	David Harper	1973-75	358	1,722	13
9.	John Holmes	1967-69	354	1,718	6
10.	Roy Hopkins	1963-66	349	1,986	23
11.	D.J. Bradley	1996-98	336	1,891	16
12.	Timothy Boutte	2001-03	327	1,339	11
13.	Jack Holmes	1971-74	324	1,410	16
14.	Edward Smith	1951-54	284	2,545	24
15.	John Mosley	1967-68	268	1,421	3
16.	Daveonn Porter	2013-14	261	1,405	10
17.	Larry Crowe	1969-70	226	1,629	7
18.	Brent Wilson	2004-05	213	1,048	10
19.	Homer Causey	2013-15	211	1,246	8



EDWARD SMITH



## OFFENSE - YEARLY

### RUSHING

#### YEARLY LEADERS

YEAR	PLAYER	CAR.	YDS.	AVG.	AVG./G	TD
1951	Cottrell McGowan	92	556	6.4	56.6	11
1952	Edward Smith	87	1,087	12.5	108.7	12
1953	Johnny Bush	74	493	6.7	49.3	4
1954	Edward Smith	85	680	8.0	68.0	6
1955	Lloyd Gardley	32	597	7.3	59.7	3
1956	Johnny Felder	103	787	7.6	78.7	10
1957	William Gulley	153	766	7.6	77.6	8
1958	James Gardner	85	427	5.0	42.7	6
1959	Clarence Caldwell	122	451	3.6	45.1	6
1960	Clarence Caldwell	81	384	4.7	38.4	4
1961	Homer Jones	47	418	8.9	46.3	3
1962	B.W. Cheeks	58	360	6.8	51.5	6
1963	Roosevelt Parker	79	266	3.4	26.6	6
1964	Roy Hopkins	119	544	4.5	54.5	5
1965	Roy Hopkins	112	812	7.2	82.6	12
1966	Willie Ellison	180	1,089	6.5	100.6	9
1967	John Moseley	133	1,076	5.1	63.0	3
1968	John Moseley	135	614	4.5	61.4	0
1969	Larry Crowe	98	468	4.7	52.0	3
1970	Larry Crowe	128	561	4.3	62.3	4
1971	Harold Hart	143	793	5.6	83.1	5
1972	Harold Hart	140	748	5.3	83.1	5
1973	Ernest Pugh	136	838	6.1	76.0	9
1974	David Harper	131	775	5.7	77.5	8
1975	David Harper	170	789	4.6	78.9	4
1976	Don Colquitt	133	640	4.8	58.2	3
1977	Don Colquitt	177	909	5.1	82.6	6
1978	Keith Baker	103	347	3.3	49.5	3
1979	Robert Thomas	90	325	3.6	32.5	2
1980	Jackie Hicks	101	390	3.8	39.0	3
1981	Donald Allen	137	621	4.5	69.0	7
1982	Nathaniel Johnson	111	550	4.9	55.0	6
1983	Rodney Shelton	130	557	4.3	55.7	2
1984	Rodney Shelton	121	471	3.8	52.3	3
1985	Nathaniel Johnson	139	565	4.1	51.3	1
1986	Nathaniel Johnson	224	1,142	5.0	103.8	4
1987	Jason Johnson	139	638	4.5	63.8	8
1988	Mark Davis	83	323	3.8	35.9	2
1989	Timothy Jackson	66	356	5.4	32.3	2
1990	Timothy Jackson	90	481	5.3	48.1	4

1991	Kerry Henderson	171	1,000	5.8	90.9	6
1992	Kerry Henderson	134	778	5.8	70.7	6
1993	Dominique Jackson	106	656	6.2	59.6	3
1994	Cedric Douglas	167	701	4.2	63.7	4
1995	Thomas Sieh	66	339	5.1	48.4	7
1996	Cedric Douglas	125	476	3.8	43.3	3
1997	Thomas Sieh	188	1,012	5.4	92.0	8
1998	Thomas Sieh	197	1,204	6.1	109.3	11
1999	Ray Rubins	143	692	4.8	76.9	4
2000	Adam Lamb	141	627	4.4	62.7	10
2001	Waymon Steed	104	555	5.1	58.6	0
2002	Timothy Boutte	173	674	3.9	61.3	4
2003	Timothy Boutte	154	665	4.3	60.5	7
2004	Ramond Gilmore	148	428	2.9	38.9	1
2005	Brent Wilson	203	1,032	5.1	93.8	10
2006*	Brent Wilson	129	441	3.4	44.1	4
2007*	Brent Wilson	93	301	3.2	37.6	2
2008*	Marcus Wright	94	513	5.5	46.6	7
2009*	Martin Gilbert	165	644	3.9	58.5	6
2010*	Marcus Wright	261	1,275	4.6	101.0	8
2011	Martin Gilbert	183	838	4.6	76.2	11
2012	Edward Perkins-Loving	124	553	4.5	50.3	3
2013	Homer Causey	149	680	4.6	68.0	6
2014	Daveonn Porter	131	827	6.3	82.7	6
2015	Darrell Robinson	88	533	6.1	53.3	6
2016	Brad Woodard	116	515	4.4	46.8	3
2017	Brad Woodard	114	536	4.7	48.7	4
2018	Brad Woodard	104	469	4.5	42.6	4
2019	Dominic Franklin	110	532	4.8	53.2	4
2021!	Ladarius Owens	27	195	5.6	75.5	1



**HOSEA JACKSON**

\* - Indicates record vacated by NCAA

! - 2021 Spring Season



## OFFENSE - SEASON

### PASSING

#### SEASON LEADERS

##### YARDS

	PLAYER	YEAR	ATT	COMP	YARDS	TD	INT
1.	Sean Cook	1986	486	230	3,065	28	22
2.	Johnnie Cole	1984	353	180	2,233	19	15
3.	Riko Smalls	2011	316	166	2,177	12	9
4.	Johnnie Cole	1985	317	158	1,964	14	18
5.	Cedric Douglas	1996	263	135	1,949	13	9
6.	Adam Lamb	2000	330	155	1,939	9	11
7.	Byron Henderson	1995	292	148	1,922	8	14
8.	Averion Hurts	2016	268	137	1,857	12	10
9.	Schmanisky Peyton	1993	274	142	1,813	17	11
10.	DeAndre Johnson	2019	211	124	1,705	9	5
11.	Ronnie Tolliver	1989	314	142	1,694	11	16
12.	Sean Cook	1987	346	148	1,654	13	13
13.	Stacey Moore	1992	194	90	1,537	19	14
14.	David Mays	1967	227	115	1,535	9	11
15.	Adam Lamb	2001	297	136	1,521	12	7
16.	Jacob Chavan	2002	206	104	1,515	12	9
17.	Glen Cuiellette	2018	235	116	1,479	8	8
18.	Garland Montgomery	1974	219	98	1,476	12	12
19.	Homer Causey	2013	241	124	1,458	5	9
20.	Harold Smith	1983	244	107	1,431	3	16

##### TOUCHDOWNS

	PLAYER	YEAR	ATT	COMP	YARDS	TD	INT
1.	Sean Cook	1986	486	230	3,065	28	22
2.	Johnnie Cole	1984	353	180	2,233	19	15
	Stacey Moore	1992	194	90	1,537	19	14
4.	Schmanisky Peyton	1993	274	142	1,813	17	11
5.	Johnnie Cole	1985	317	158	1,964	14	18
6.	Cedric Douglas	1996	263	135	1,949	13	9
	Sean Cook	1987	346	148	1,654	13	13
8.	Averion Hurts	2016	268	137	1,857	12	10
	Adam Lamb	2001	297	136	1,521	12	7
	Jacob Chavan	2002	206	104	1,515	12	9
	Garland Montgomery	1974	219	98	1,476	12	12
	Riko Smalls	2011	316	166	2,177	12	9
13.	Ronnie Tolliver	1989	314	142	1,694	11	16
14.	Adam Lamb	2000	330	155	1,939	9	11
	David Mays	1967	227	115	1,535	9	11

16.	DeAndre Johnson	2019	211	124	1,705	9	5
	Rudy Johnson	2012	159	81	1,028	9	8
18.	Byron Henderson	1995	292	148	1,922	8	14
	Glen Cuiellette	2018	235	116	1,479	8	8
20.	Homer Causey	2013	241	124	1,458	5	9
21	Harold Smith	1983	244	107	1,431	3	16

##### COMPLETIONS

	PLAYER	YEAR	ATT	COMP	YARDS	TD	INT
1.	Sean Cook	1986	486	230	3,065	28	22
2.	Johnnie Cole	1984	353	180	2,233	19	15
3.	Riko Smalls	2011	316	166	2,177	12	9
4.	Johnnie Cole	1985	317	158	1,964	14	18
5.	Adam Lamb	2000	330	155	1,939	9	11
6.	Byron Henderson	1995	292	148	1,922	8	14
	Sean Cook	1987	346	148	1,654	13	13
8.	Schmanisky Peyton	1993	274	142	1,813	17	11
	Ronnie Tolliver	1989	314	142	1,694	11	16
10.	Averion Hurts	2016	268	137	1,857	12	10
11.	Adam Lamb	2001	297	136	1,521	12	7
12.	Cedric Douglas	1996	263	135	1,949	13	9
13.	Homer Causey	2013	241	124	1,458	5	9
	DeAndre Johnson	2019	211	124	1,705	9	5
15.	Glen Cuiellette	2018	235	116	1,479	8	8
16.	David Mays	1967	227	115	1,535	9	11
17.	Harold Smith	1983	244	107	1,431	3	16
18.	Jacob Chavan	2002	206	104	1,515	12	9
19.	Garland Montgomery	1974	219	98	1,476	12	12
20.	Stacey Moore	1992	194	90	1,537	19	14



GARLAND MONTGOMERY



RIKO SMALLS



## OFFENSE - CAREER

### PASSING

#### INTERCEPTIONS

	PLAYER	YEAR	ATT	COMP	YARDS	TD	INT
1.	Sean Cook	1986	486	230	3,065	28	22
2.	Johnnie Cole	1985	317	158	1,964	14	18
3.	Ronnie Tolliver	1989	314	142	1,694	11	16
	Harold Smith	1983	244	107	1,431	3	16
5.	Johnnie Cole	1984	353	180	2,233	19	15
6.	Byron Henderson	1995	292	148	1,922	8	14
	Stacey Moore	1992	194	90	1,537	19	14
8.	Sean Cook	1987	346	148	1,654	13	13
9.	Garland Montgomery	1974	219	98	1,476	12	12
10.	Adam Lamb	2000	330	155	1,939	9	11
	Schmanisky Peyton	1993	274	142	1,813	17	11
	David Mays	1967	227	115	1,535	9	11
13.	Averion Hurts	2016	268	137	1,857	12	10
14.	Riko Smalls	2011	316	166	2,177	12	9
	Cedric Douglas	1996	263	135	1,949	13	9
	Homer Causey	2013	241	124	1,458	5	9
	Jacob Chavan	2002	206	104	1,515	12	9
18.	Glen Cuiellette	2018	235	116	1,479	8	8
19.	Adam Lamb	2001	297	136	1,521	12	7

### CAREER LEADERS

#### YARDS

	PLAYER	YEARS	COMP	ATT	YARDS	TD	INT
1.	Sean Cook	1984-87	419	1,019	6,297	45	49
2.	David Mays	1967-70	362	698	4,327	27	33
3.	Johnnie Cole	1982-86	342	678	4,247	33	33
4.	John Douglas	1963-66	225	594	4,069	33	40
5.	Ronnie Tolliver	1989-91	301	670	3,906	33	39
6.	Garland Montgomery	1973-75	238	555	3,658	30	28
7.	Harold Smith	1980-83	244	597	3,624	14	49
8.	Adam Lamb	1999-01	298	656	3,523	21	18
9.	Charles Green	1959-62	191	480	3,450	28	34
10.	Stacey Moore	1989-93	193	428	3,151	23	29
11.	Audrey Ford	1951-52, 56	188	367	2,940	58	15
12.	Cedric Douglas	1994, 96	198	411	2,900	19	18
13.	Averion Hurts	2015-16	211	407	2,854	26	13
14.	Riko Smalls	2011-12	179	344	2,752	13	12
15.	Schmanisky Payton	1990-93	197	378	2,473	0	17
16.	Byron Henderson	1993-95	180	367	2,353	12	18
17.	Homer Causey	2013-15	193	356	2,333	12	12
18.	Clinton Brewster	1986-88	90	207	2,006	4	26

#### TOUCHDOWNS

	PLAYER	YEARS	COMP	ATT	YARDS	TD	INT
1.	Audrey Ford	1951-52, 56	188	367	2,940	58	15
2.	Sean Cook	1984-87	419	1,019	6,297	45	49
3.	Johnnie Cole	1982-86	342	678	4,247	33	33
	John Douglas	1963-66	225	594	4,069	33	40
	Ronnie Tolliver	1989-91	301	670	3,906	33	39
6.	Garland Montgomery	1973-75	238	555	3,658	30	28
7.	Charles Green	1959-62	191	480	3,450	28	34
8.	David Mays	1967-70	362	698	4,327	27	33
9.	Averion Hurts	2015-16	211	407	2,854	26	13
10.	Stacey Moore	1989-93	193	428	3,151	23	29
11.	Adam Lamb	1999-01	298	656	3,523	21	18
12.	Cedric Douglas	1994, 96	198	411	2,900	19	18
13.	Harold Smith	1980-83	244	597	3,624	14	49
14.	Riko Smalls	2011-12	179	344	2,752	13	12
15.	Byron Henderson	1993-95	180	367	2,353	12	18
	Jacob Chavan	2002	206	104	1,515	12	9
17.	Clinton Brewster	1986-88	90	207	2,006	4	26
18.	Schmanisky Payton	1990-93	197	378	2,473	0	17



AVERION HURTS



## OFFENSE - CAREER

### PASSING

#### CAREER LEADERS COMPLETIONS

PLAYER	YEARS	COMP	ATT	YARDS	TD	INT
1. Sean Cook	1984-87	419	1,019	6,297	45	49
2. David Mays	1967-70	362	698	4,327	27	33
3. Johnnie Cole	1982-86	342	678	4,247	33	33
4. Ronnie Tolliver	1989-91	301	670	3,906	33	39
5. Adam Lamb	1999-01	298	656	3,523	21	18
6. Harold Smith	1980-83	244	597	3,624	14	49
7. Garland Montgomery	1973-75	238	555	3,658	30	28
8. John Douglas	1963-66	225	594	4,069	33	40
9. Averion Hurts	2015-16	211	407	2,854	26	13
10. Cedric Douglas	1994, 96	198	411	2,900	19	18
11. Schmanisky Payton	1990-93	197	378	2,473	0	17
12. Homer Causey	2013-15	193	356	2,333	12	12
Stacey Moore	1989-93	193	428	3,151	23	29
14. Charles Green	1959-62	191	480	3,450	28	34
15. Audrey Ford	1951-52, 56	188	367	2,940	58	15
16. Byron Henderson	1993-95	180	367	2,353	12	18
17. Riko Smalls	2011-12	179	344	2,752	13	12
18. DeAndre Johnson	2019	124	211	1,705	9	5
19. Glen Cuiellette	2018	116	235	1,479	8	8

#### ATTEMPTS

PLAYER	YEARS	COMP	ATT	YARDS	TD	INT
1. Sean Cook	1984-87	419	1,019	6,297	45	49
2. David Mays	1967-70	362	698	4,327	27	33
3. Johnnie Cole	1982-86	342	678	4,247	33	33
4. Ronnie Tolliver	1989-91	301	670	3,906	33	39
5. Adam Lamb	1999-01	298	656	3,523	21	18
6. Harold Smith	1980-83	244	597	3,624	14	49
8. John Douglas	1963-66	225	594	4,069	33	40
7. Garland Montgomery	1973-75	238	555	3,658	30	28
8. Charles Green	1959-62	191	480	3,450	28	34
9. Stacey Moore	1989-93	193	428	3,151	23	29
10. Cedric Douglas	1994, 96	198	411	2,900	19	18
11. Averion Hurts	2015-16	211	407	2,854	26	13
12. Schmanisky Payton	1990-93	197	378	2,473	0	17
13. Audrey Ford	1951-52, 56	188	367	2,940	58	15
Byron Henderson	1993-95	180	367	2,353	12	18
15. Homer Causey	2013-15	193	356	2,333	12	12

16. Riko Smalls	2011-12	179	344	2,752	13	12
17. Glen Cuiellette	2018	116	235	1,479	8	8
18. DeAndre Johnson	2019	124	211	1,705	9	5

#### INTERCEPTIONS

PLAYER	YEARS	COMP	ATT	YARDS	TD	INT
1. Sean Cook	1984-87	419	1019	6,297	45	49
Harold Smith	1980-83	244	597	3,624	14	49
3. John Douglas	1963-66	225	594	4,069	33	40
4. Ronnie Tolliver	1989-91	301	670	3,906	33	39
5. Charles Green	1959-62	191	480	3,450	28	34
6. David Mays	1967-70	362	698	4,327	27	33
Johnnie Cole	1982-86	342	678	4,247	33	33
8. Stacey Moore	1989-93	193	428	3,151	23	29
9. Garland Montgomery	1973-75	238	555	3,658	30	28
10. Clinton Brewster	1986-88	90	207	2,006	4	26
11. Adam Lamb	1999-01	298	656	3,523	21	18
Cedric Douglas	1994, 96	198	411	2,900	19	18
Byron Henderson	1993-95	180	367	2,353	12	18
14. Schmanisky Payton	1990-93	197	378	2,473	0	17
15. Audrey Ford	1951-52, 56	188	367	2,940	58	15



AUDREY FORD



# OFFENSE - YEARLY

## PASSING

### YEARLY LEADERS

YEAR	PLAYER	ATT	COMP	YARDS	TD	INT	YPG
1951	Audrey Ford	130	71	1,012	21	5	101.2
1952	Audrey Ford	135	74	1,076	21	3	107.6
1953	Emory Brown	77	27	502	5	8	50.2
1954	George Cray	49	19	288	5	4	70.0
1955	Audrey Ford	102	43	852	16	9	85.2
1956	Alexander Durley	104	44	854	14	9	85.4
1957	Alexander Durley	111	39	834	9	8	83.4
1958	Charles Macon	119	49	663	7	9	66.3
1959	Charles Green	108	49	822	5	5	82.2
1960	Charles Green	142	40	660	5	14	73.3
1961	Charles Green	99	42	917	9	6	101.7
1962	Charles Green	121	60	1,008	9	9	108.0
1963	Carl Zenn	132	63	113	14	9	159.0
1964	John Douglas	179	76	1,414	14	13	141.4
1965	John Douglas	174	60	872	5	13	87.2
1966	John Douglas	195	73	1,200	8	11	120.0
1967	David Mays	227	115	1,535	9	11	153.3
1968	David Mays	225	112	1,220	5	7	122.0
1969	David Mays	205	116	1,385	15	13	153.8
1970	Larry Foster	155	70	1,066	8	5	118.4
1971	Ron Merthie	94	38	761	6	10	84.5
1972	Frank Robinson	69	28	510	4	8	56.6
1973	Garland Montgomery	130	49	838	8	6	92.1
1974	Garland Montgomery	219	98	1,476	12	12	164.0
1975	Garland Montgomery	206	91	1,344	10	10	134.4
1976	Carl Brown	68	14	245	2	8	40.8
1977	Keith Baker	89	23	461	4	4	41.9
1978	Keith Baker	85	41	597	7	4	99.5
1979	Lance Courville	50	14	210	1	6	21.0
1980	Harold Smith	95	38	688	1	16	62.5
1981	Vince Pleasant	110	53	894	7	11	99.3
1982	Harold Smith	152	58	871	7	11	124.4
1983	Harold Smith	244	107	1,431	3	16	143.1
1984	Johnnie Cole	353	180	2,233	19	15	203.0
1985	Johnnie Cole	317	158	1,964	14	18	196.4
1986	Sean Cook	486	230	3,065	28	22	278.6
1987	Sean Cook	346	148	1,654	13	13	150.3
1988	Clinton Brewster	195	86	1,091	3	25	101.9
1989	Ronnie Tolliver	314	142	1,694	11	16	153.1
1990	Ronnie Tolliver	205	88	1,166	10	15	106.0

1991	Ronnie Tolliver	151	71	1,046	12	8	104.6
1992	Stacey Moore	194	90	1,537	19	14	153.7
1993	Schmanisky Peyton	274	142	1,813	17	11	164.8
1994	Cedric Douglas	148	63	951	6	9	118.9
1995	Byron Henderson	292	148	1,922	8	14	192.2
1996	Cedric Douglas	263	135	1,949	13	9	194.9
1997	Jarrett Harper	111	44	527	3	1	58.5
1998	James Wilhite	108	47	790	7	4	158.0
1999	Julius Davis	146	55	747	7	9	74.7
2000	Adam Lamb	330	155	1,939	9	11	193.9
2001	Adam Lamb	297	136	1,521	12	7	152.1
2002	Jacob Chavan	206	104	1,515	9	12	189.4
2003	Gerred Lunn	153	87	725	2	3	72.5
2004	Kevin Parsons	90	37	476	3	5	47.6
2005	Darnell Lovett	125	62	845	7	1	105.6
2006*	Tino Edgecombe	192	110	1,292	9	10	129.2
2007*	Tino Edgecombe	231	124	1,354	10	12	150.4
2008*	Bobby Reid	261	148	1,790	12	6	179.0
2009*	Arvell Nelson	368	212	2,392	12	13	217.5
2010*	Arvell Nelson	253	137	1,772	9	15	161.1
2011	Riko Smalls	315	165	2,172	12	8	197.5
2012	Rudy Johnson	159	81	1,028	9	8	114.2
2013	Homer Causey	242	125	1,455	5	9	145.5
2014	Jamal Small	150	71	904	8	4	82.1
2015	Averion Hurts	139	74	997	14	3	110.8
2016	Averion Hurts	268	137	1,857	12	10	185.7
2017	Dominic DeLira	122	66	662	2	5	110.7
2018	Glen Cuiellette	235	116	1,479	8	8	164.3
2019	DeAndre Johnson	211	124	1,705	9	5	213.1
2021!	Jalen Brown	37	21	281	1	1	281.0



**TRENTON ZACHARY**

\* - Indicates record vacated by NCAA  
! - 2021 Spring Season



## OFFENSE - SEASON & YEARLY

### RECEIVING

#### SEASON LEADERS

##### TOUCHDOWNS

PLAYER	YEAR	TD
1. Donald Narcisse	1986	15
2. Herman Driver	1964	14
3. Cortez Hankton	2002	13
4. Joe Rogers	1993	12
5. Darrell Colbert	1984	11
Joe Rogers	1992	11
Warren Wells	1963	11
Joe Rogers	1992	11
Derrick Griffin	2015	11
10. Darrell Colbert	1986	10
11. Cortez Hankton	2002	13
Will Moore	1990	9
Darrell Colbert	1985	9
Cortez Hankton	2001	9
15. Kenny Burrough	1967	8
16. William Osborne	2008	7
Davis Smith	1987	7
Issac Jefferson	1969	7
Bobby Hartzog	2018	7
20. Tren'Davian Dickson	2018	6
21. Kenny Burrough	1968	6

##### RECEPTIONS

PLAYER	YEAR	REC	TD
1. Donald Narcisse	1986	88	15
2. Donnie Corley	2019	72	3
3. Cortez Hankton	2002	65	13
4. Darrell Colbert	1984	63	11
5. Donald Narcisse	1985	63	5
6. Cortez Hankton	2001	61	9
Kenny Burrough	1968	61	6
8. Bobby Hartzog	2018	56	7
9. Davis Smith	1987	55	7
10. Issac Jefferson	1969	54	7
Kiley Brown	1996	54	5
12. Herman Driver	1964	53	14
13. Kenny Burrough	1967	51	8
14. Joe Rogers	1992	48	11

15. Don Bolden	1974	47	5
Joe Anderson	2011	47	4
17. Tren'Davian Dickson	2018	46	6
Will Moore	1990	46	9
19. Brian Wiggins	1988	42	1
20. Joe Rogers	1993	41	12
Hank Edwards	2005	41	35

##### YARDAGE

PLAYER	YEAR	REC.	YDS.	TDS
1. Cortez Hankton	2002	65	1,270	13
2. Donald Narcisse	1986	88	1,074	15
3. Herman Driver	1964	53	1,072	14
4. Donnie Corley	2019	72	1,039	3
5. Bobby Hartzog	2018	56	1,020	7
6. Darrell Colbert	1984	63	976	11
7. Cortez Hankton	2001	61	941	9
8. Kenny Burrough	1968	61	811	6
9. Joe Rogers	1992	48	807	11
10. Don Bolden	1974	47	803	5
11. Tren'Davian Dickson	2018	46	796	6
12. Kenny Burrough	1967	51	724	8
13. Kiley Brown	1996	54	723	5
14. Will Moore	1990	46	701	9
15. Donald Narcisse	1985	63	699	5
16. Richard Samuel	2011	41	698	5
17. Hank Edwards	2005	41	679	3
18. Joe Rogers	1993	41	659	12
19. Davis Smith	1987	55	642	7
20. Issac Jefferson	1969	54	606	7



DARRELL COLBERT (L) & DONALD NARCISSE (R)



# OFFENSE - CAREER

## RECEIVING

### CAREER LEADERS

#### RECEPTIONS

PLAYER	YEAR	REC.	YDS.	TDS
1. Darrell Colbert	1983-86	215	3,177	32
2. Donald Narcisse	1983-86	203	2,430	26
3. Cortez Hankton	1998-02	175	3,400	30
4. Kenny Burrough	1967-69	138	1,912	19
5. Herman Driver	1962-64	128	2,416	29
6. Will Moore	1988-91	127	1,920	23
7. Joe Rogers	1990-93	117	1,970	26
8. Don Bolden	1972-75	109	1,938	10
9. David Thomas	1993-96	100	1,665	14
10. Davis Smith	1985, 87-88	97	1,065	9
11. Brian Wiggins	1986-88, 90	94	1,307	4
12. Kiley Brown	1995-96	86	1,178	6
14. Warren Wells	1962-63	80	1,398	21
13. Malik Webb	2016-19	78	914	3
15. William "Rock" Glosson	1956-58	77	1,598	21
16. Leonard Moon	1983-86	76	1,235	3
17. Donnie Corley	2019	72	1,039	3
18. Tren'Davian Dickson	2018-19	71	1,233	10
19. Bobby Hartzog	2018	56	1,020	7


17. Donnie Corley	2019-	72	1,039	3
18. Bobby Hartzog	2018	56	1,020	7
19. Malik Webb	2016-19	78	914	3
20. Derrick Griffin	2015-16	43	824	12

#### TOUCHDOWNS

PLAYER	YEAR	TDS
1. Darrell Colbert	1983-86	32
2. Cortez Hankton	1998-02	30
3. Herman Driver	1962-64	29
4. Donald Narcisse	1983-86	26
Joe Rogers	1990-93	26
6. Will Moore	1988-91	23
7. William "Rock" Glosson	1956-58	21
Warren Wells	1962-63	21
9. Kenny Burrough	1967-69	19
10. Derrick Griffin	2015-16	14
11. Tren'Davian Dickson	2018-19	12
12. David Thomas	1993-96	10
Don Bolden	1972-75	10
14. Davis Smith	1985, 87-88	9
Bobby Hartzog	2018	7
16. Kiley Brown	1995-96	6
17. Richard Samuel	2009-11	5

## YARDAGE

PLAYER	YEAR	REC.	YDS.	TDS
1. Cortez Hankton	1998-02	175	3,400	30
2. Darrell Colbert	1983-86	215	3,177	32
3. Donald Narcisse	1983-86	203	2,430	26
4. Herman Driver	1962-64	128	2,416	29
5. Joe Rogers	1990-93	117	1,970	26
6. Don Bolden	1972-75	109	1,938	10
7. Will Moore	1988-91	127	1,920	23
8. Kenny Burrough	1967-69	138	1,912	19
9. David Thomas	1993-96	100	1,665	14
10. William "Rock" Glosson	1856-58	77	1,598	21
11. Warren Wells	1962-63	80	1,398	21
12. Brian Wiggins	1986-88, 90	94	1,307	4
13. Leonard Moon	1983-86	76	1,235	3
14. Tren'Davian Dickson	2018-19	71	1,233	10
15. Kiley Brown	1995-96	86	1,178	6
16. Davis Smith	1985, 87-88	97	1,065	9



CORTEZ HANKTON



# OFFENSE - YEARLY

## RECEIVING

### YEARLY LEADERS

#### YARDAGE

YEAR	PLAYER	REC.	YDS.	TDS	YPC
1951	Cottrell McGowan	24	356	7	14.8
1952	L.C. Roach	34	456	7	13.4
1953	Clifford Provost	11	186	0	16.9
1954	Clifford Provost	13	260	2	20.0
1955	Clarence Lamb	20	401	2	20.1
1956	William Glosson	19	404	8	21.3
1957	William Glosson	23	529	5	23.0
1958	William Glosson	35	629	8	18.0
1959	Elmo Birdow	20	271	3	13.6
1960	Homer Jones	19	311	3	16.4
1961	Homer Jones	18	442	3	24.6
1962	Herman Driver	39	646	8	16.6
1963	Warren Wells	37	849	11	22.9
1964	Herman Driver	53	1,072	14	20.2
1965	Willie Porter	35	402	3	11.5
1966	Leroy Mitchell	35	562	4	16.1
1967	Kenny Burrough	51	724	8	14.2
1968	Kenny Burrough	61	811	6	13.3
1969	Issac Jefferson	54	606	7	11.2
1970	Mike Holmes	23	354	1	15.4
1971	Melvin Baker	23	559	5	24.3
1972	Melvin Baker	15	363	5	24.2
1973	Don Bolden	20	437	1	21.9
1974	Don Bolden	47	803	5	17.1
1975	Don Bolden	39	625	3	16.0
1976	Robert Balls	10	164	1	16.4
1977	Darryl Casey	17	297	4	17.5
1978	John McZeal	25	356	4	14.2
1979	Calvin Muhammad	16	236	2	14.8
1980	Carl Williams	17	285	1	16.8
1981	Carl Williams	33	748	6	22.7
1982	Arthur Cox	33	504	4	15.3
1983	Darrell Colbert	30	424	2	14.1
1984	Darrell Colbert	63	976	11	15.5
1985	Donald Narcisse	63	699	5	11.1
1986	Donald Narcisse	88	1,074	15	12.2
1987	Davis Smith	55	642	7	11.7
1988	Brian Wiggins	42	553	1	13.2
1989	Will Moore	40	580	7	14.5

1990	Will Moore	46	701	9	15.2
1991	Charles Webb	30	531	7	17.7
1992	Joe Rogers	48	807	11	16.8
1993	Joe Rogers	41	659	12	16.1
1994	Jason Gaines	31	515	1	16.6
1995	Kiley Brown	32	455	1	14.2
1996	Kiley Brown	54	723	5	13.4
1997	Michael Davis	25	387	0	15.5
1998	Michael Davis	18	334	5	18.6
1999	Cortez Hankton	17	367	5	21.6
2000	Cortez Hankton	33	822	3	24.9
2001	Cortez Hankton	61	941	9	15.4
2002	Cortez Hankton	65	1,270	13	19.5
2003	Damarcus Jenkins	32	319	3	10.0
2004	Tyronne Reed	16	241	1	15.1
2005	Hank Edwards	41	679	3	16.6
2006*	Daniel Davis	34	425	5	12.5
2007*	Brian Haith	46	554	2	12.0
2008*	William Osborne	82	1,092	7	13.3
2009*	Brian Haith	49	695	2	14.2
2010*	Joe Anderson	56	818	2	14.6
2011	Richard Samuel	41	698	5	17.0
2012	Fred Plummer	34	534	2	15.7
2013	Dedric Shipman	40	556	2	13.9
2014	Fred Plummer	34	446	4	13.1
2015	Derrick Griffin	36	709	11	19.7
2016	Austin Watts	22	413	4	18.8
2017	Darvin Kidy	37	512	3	13.8
2018	Bobby Hartzog	56	1,020	7	18.2
2019	Donnie Corley	72	1,039	3	14.4
2021!	Ke'Lenn Davis	7	132	1	18.8

\* - Indicates record vacated by NCAA

! - 2021 Spring Season



# OFFENSE - SEASON & YEARLY

## SCORING

### SEASON LEADERS

#### SCORING

	PLAYER	REC.	POINTS
1.	Herman Driver	1964	99
2.	Donald Narcisse	1986	90
3.	Cortez Hankton	2002	80
4.	Eric Medina	2014	74
5.	Roy Hopkins	1965	72
	Joe Rogers	1993	72
	Thomas Sieh	1998	72
	Eric Medina	2016	72
9.	Warren Wells	1963	71
10.	Joe Rogers	1992	68
11.	Darrell Colbert	1984	66
	Brent Wilson	2005	66
	Martin Gilbert	2011	66
	Derrick Griffin	2015	66
15.	J.B. Lacombe	2000	65
16.	J.B. Lacombe	1999	62
17.	Warren Wells	1962	60
	Roy Hopkins	1966	60
19.	Ramon Rivera	1997	59
20.	Vince Patrick	2001	57
	Eric Medina	2013	57
21.	Kenny Burrough	1967	56
	Will Moore	1990	56

### YEARLY LEADERS

#### YARDAGE

YEAR	PLAYER	TD	PAT	FG	TP
1959	Stanley Woodard	6	4	0	40
1961	Homer Jones	8	4	0	52
1962	Warren Wells	10	0	0	60
1963	Warren Wells	11	5	0	71
1964	Herman Driver	14	15	0	99
1965	Roy Hopkins	12	0	0	72
1966	Roy Hopkins	10	0	0	60
1967	Kenny Burrough	9	2	0	56
1968	David Mays	3	20	4	50
1969	David Mays	2	25	6	55
1970	Harold Hart	7	0	0	42
1971	Charles Stafford	0	21	6	39

1973	Ernest Pugh	9	0	0	54
1974	David Harper	8	0	0	48
1975	Ernest Pugh	8	0	0	48
1978	Jackie McIntosh	0	11	6	29
1980	Lee Hicks	3	0	0	18
1981	Lee Alexander	0	19	10	49
1982	Lee Alexander	0	16	10	46
1983	Harold Smith	4	2	0	26
1984	Darrell Colbert	11	0	0	66
1985	Darrell Colbert	9	0	0	54
1986	Donald Narcisse	15	0	0	90
1987	Jason Johnson	8	0	0	48
1988	Jason Johnson	3	0	0	18
1989	Will Moore	7	2	0	44
1990	Will Moore	9	1	0	56
1991	Johnathon Muhammad	0	25	7	46
1992	Joe Rogers	11	1	0	68
1993	Joe Rogers	12	0	0	72
1994	John Thorn	0	15	8	39
1995	Thomas Sieh	7	0	0	42
1996	Musa Salihu	0	23	10	53
1997	Ramon Rivera	0	20	13	59
1998	Thomas Sieh	12	0	0	72
1999	J.B. Lacombe	0	23	13	62
2000	J.B. Lacombe	0	23	14	65
2001	Vince Patrick	0	21	12	57
2002	Cortez Hankton	13	0	0	80
2003	Vincent Patrick	0	18	10	48
2004	John James	3	0	0	18
2005	Brent Wilson	10	0	0	66
2006*	D'Javan Conway	0	17	5	32
2007*	D'Javan Conway	0	14	5	29
2008*	Bobby Reid	9	0	0	54
2009*	Joe Anderson	7	2	0	44
2010*	Robert Hersh	0	34	11	67
2011	Martin Gilbert	11	0	0	66
2012	James Davis	7	0	0	42
2013	Eric Medina	0	18	13	57
2014	Eric Medina	0	32	14	74
2015	Derrick Griffin	11	0	0	66
2016	Eric Medina	0	27	15	72
2017	Aaron Cuevas	0	20	7	41
2018	Bobby Hartzog	7	0	0	42
2019	Richard Garcia III	0	20	11	53
2021!	Richard Garcia III	0	4	2	10



# OFFENSE - SEASON & CAREER

## TOTAL OFFENSE

### SEASON LEADERS

#### TOTAL OFFENSE

	PLAYER	YEAR	PLAYS	RUSH	PASS	YARDS	TTL
1.	Sean Cook	1986	532	170	3,065	3,235	263.1
2.	Adam Lamb	2000	471	627	1,939	2,566	256.6
3.	Cedric Douglas	1996	388	476	1,949	2,425	242.5
4.	Riko Smalls	2011	411	215	2,172	2,387	217.0
5.	Johnnie Cole	1984	429	15	2,233	2,248	204.3
6.	Homer Causey	2013	391	680	1455	2,135	213.5
7.	Stacey Moore	1992	315	561	1,537	2,098	190.7
8.	Averion Hurts	2016	387	203	1,857	2,060	206.0
9.	Byron Henderson	1995	402	47	1,922	1,969	196.9
10.	Johnnie Cole	1985	386	47	1,964	1,917	191.7
11.	Schmanisky Payton	1993	329	77	1,813	1,890	151.8
12.	DeAndre Johnson	2019	309	184	1,705	1,889	236.1
13.	Adam Lamb	2001	434	326	1,521	1,847	184.7
14.	Ronnie Tolliver	1989	376	117	1,668	1,785	141
15.	Sean Cook	1987	425	74	1,654	1,728	157.1
16.	Garland Montgomery	1974	275	177	1,476	1,653	183.6
17.	Cedric Douglas	1994	315	701	951	1,652	150.1
18.	David Mays	1967	232	30	1,535	1,535	150.5
19.	Jacob Chavan	2002	232	8	1,515	1,523	190.4
20.	Glen Cuiellette	2018	289	0	1,479	1,479	164.3



GLEN CUIELLETTTE

### CAREER LEADERS

#### TOTAL OFFENSE

	PLAYER	YEAR	PLAYS	RUSH	PASS	TTL
1.	Sean Cook	1984-87	1,295	219	6,297	6,078
2.	John Douglas	1963-66	707	631	4,069	4,700
3.	Adam Lamb	1999-01	955	1,031	3,523	4,554
4.	Stacey Moore	1989-92	278	1,307	3,151	4,458
5.	Johnnie Cole	1982-85	829	3	4,247	4,250
6.	David Mays	1967-70	787	205	4,327	4,121
7.	Cedric Douglas	1994, 96	703	1,177	2,900	4,077
8.	Ronnie Tolliver	1989-91	754	141	3,906	4,047
9.	Garland Montgomery	1973-75	739	151	3,658	3,809
10.	Harold Smith	1980-83	678	212	3,624	3,836
11.	Charles Green	1959-62	470	0	3,450	3,450
12.	Audrey Ford	1951-52, 56	367	0	2,940	2,940
13.	Thomas Sieh	1995-98	555	2,934	0	2,934
14.	Nathaniel Johnson	1982-86	578	2,699	0	2,699
15.	Edward Smith	1951-54	284	2,545	0	2,545



HOMER CAUSEY



# ALL-PURPOSE - SEASON & YEARLY

## ALL-PURPOSE

### SEASON LEADERS

#### YARDAGE

	PLAYER	YEAR	YARDS
1.	Davis Smith	1987	1,525
2.	D.J. Bradley	1998	1,507
3.	Carl Williams	1981	1,500
4.	Joey Jamison	1999	1,405
5.	Darrell Colbert	1986	1,362
6.	Cortez Hankton	2002	1,311
7.	Joe Rogers	1992	1,267
8.	Joe Rogers	1993	1,244
9.	Kerry Henderson	1991	1,220
10.	Carl Williams	1982	1,194
11.	Austin Watts	2016	1,149
12.	Jason Gaines	1994	1,111
13.	Richard Samuel	2011	1,108
14.	Brent Wilson	2005	1,101
15.	Thomas Sieh	1997	1,084
16.	Bobby Hartzog	2018	1,071
17.	Donnie Corley	2019	1,039
18.	Ramond Gilmore	2004	1,056
19.	David Thomas	1996	1,031
20.	Corey Alexander	2003	987
21.	Darrell Colbert	1984	979

### YEARLY LEADERS

#### ALL-PURPOSE

YEAR	PLAYER	RUSH	REV	PR	KOR	TTL
1970	Larry Crowe	561	215	86	2	864
1971	Harold Hart	793	0	0	0	793
1973	Ernest Pugh	836	0	81	0	917
1974	Don Bolden	5	803	0	0	808
1975	David Harper	789	104	0	0	893
1980	Carl Williams	0	285	675	60	960
1981	Carl Williams	0	748	483	269	1,500
1982	Carl Williams	0	452	741	0	1,194
1983	Nathaniel Johnson	442	81	389	0	922
1984	Darrell Colbert	0	976	0	3	979
1985	Darrell Colbert	34	730	158	2	924
1986	Darrell Colbert	15	1,047	317	13	1,362
1987	Davis Smith	60	642	681	142	1,525

1988	Davis Smith	5	402	483	43	933
1989	Will Moore	0	580	0	0	580
1990	Tim Jackson	466	0	0	0	466
1991	Kerry Henderson	1,000	172	48	0	1,220
1992	Joe Rogers	7	807	453	0	1,267
1993	Joe Rogers	12	659	405	168	1,244
1994	Jason Gaines	5	515	521	80	1,111
1995	David Thomas	38	393	165	60	656
1996	David Thomas	0	849	178	4	1,031
1997	Thomas Sieh	1,012	28	44	0	1,084
1998	D.J. Bradley	1,202	68	0	237	1,507
1999	Joey Jamison	181	136	583	505	1,405
2000	Cortez Hankton	8	822	0	0	830
2001	Cortez Hankton	0	941	0	0	941
2002	Cortez Hankton	51	1,260	0	0	1,311
2003	Corey Alexander	0	0	300	593	987
2004	Ramond Gilmore	428	52	0	576	1,056
2005	Brent Wilson	1,032	69	0	0	1,101
2006*	Daniel Davis	0	424	97	331	853
2007*	William Osborne	10	333	58	544	945
2008*	William Osborne	36	1,092	349	831	2,308
2009*	Joe Anderson	54	554	-4	290	894
2010*	Marcus Wright	1,212	60	0	21	1,293
2011	Richard Samuel	0	1,108	88	322	1,108
2012	Edward Perkins-Loving	553	27	0	331	911
2013	Edward Perkins-Loving	239	28	0	697	964
2014	Daveonn Porter	661	208	0	0	869
2015	Austin Watts	49	102	0	629	780
2016	Austin Watts	7	413	140	589	1,149
2017	Daequan Jones	21	44	0	578	643
2018	Bobby Hartzog	38	1,033	0	0	1,071
2019	Donnie Corley	0	1,039	0	0	1,039
2021!	Thurman Morbley	0	37	0	146	183

\* - Indicates record vacated by NCAA

! - 2021 Spring Season



# SPECIAL TEAM - SEASON & YEARLY

## SPECIAL TEAMS

### SEASON LEADERS

#### PATs (since 2008)

YEAR	PLAYER	PAT	FG	TP
2008	Robert Hersh	32	8	54
2009	Robert Hersh	23	7	44
2010	Robert Hersh	34	11	67
2011	Wilbert Ortis	28	3	37
2012	Robert Hersh	17	7	38
2013	Eric Medina	18	13	57
2014	Eric Medina	32	14	74
2015	Eric Medina	28	5	43
2016	Eric Medina	27	15	72
2017	Aaron Cuevas	20	7	41
2018	Aaron Cuevas	26	3	35
2019	Richard Garcia III	20	11	53
2021*	Richard Garcia III	4	2	10

### SEASON LEADERS

#### PUNTING (40-plus yards)

	PLAYER	YEAR	AVG
1.	James Walker	1966	48.1
2.	James Walker	1965	46.5
3.	Cory Carter	2015	45.7
4.	Curtis Moody	1985	44.4
5.	Cory Carter	2013	44.3
6.	Cory Carter	2014	44.3
7.	David Mays	1967	44.0
8.	Charles Green	1962	42.9
9.	Curtis Moody	1986	42.4
10.	Eric Medina	2016	42.2
11.	Robert Hersh	2012	41.6
12.	Larry Hamilton	1973	41.2
13.	David Mays	1969	40.3

### YEARLY LEADERS

#### PUNTING

YEAR	PLAYER	NO.	YDS.	AVG.	LONG
1959	Charles Green	38	1,210	31.8	
1960	Elmo Berdow	26	839	32.2	
1962	Charles Green	46	1,973	42.9	
1963	Warren Wells	48	1,665	34.6	
1964	Bennie Allen	40	1,356	33.2	

1965	James Walker	51	2,376	46.5	
1966	James Walker	46	2,215	48.1	
1967	David Mays	46	2,025	44.0	
1968	David Mays	48	1,896	39.5	
1969	David Mays	55	2,217	40.3	
1970	David Mays	42	1,347	32.0	
1971	Larry Hamilton	52	1,887	36.2	
1973	Larry Hamilton	64	2,643	41.2	
1974	Lee Hill	35	1,175	33.5	
1975	Lee Hill	40	1,549	38.7	
1978	Jackie McIntosh	55	1,885	34.2	
1980	Arthur Bloomstrom	58	1,940	33.4	
1981	Arthur Bloomstrom	53	1,941	36.6	
1982	Johnny Holley	63	2,225	35.3	
1983	Johnny Holley	53	2,027	38.3	
1984	Robert Sanders	74	2,807	37.9	
1985	Curtis Moody	63	2,844	44.4	
1986	Curtis Moody	51	2,167	42.4	
1987	Curtis Neill	62	2,339	37.7	
1988	Curtis Neill	64	2,359	36.8	
1989	Curtis Neill	31	1,085	35.0	
1990	Curtis Neill	23	788	34.2	
1991	Terry Brooks	19	651	34.2	
1992	Ted Leva	47	1,580	33.6	
1993	Terry Brooks	34	1,132	33.3	
1994	John Thorn	54	1,895	35.1	
1995	John Thorn	65	2,236	34.4	
1996	James Wilhite	29	930	36.1	
1997	Ronnie McCoy	57	1,939	34.0	
1998	Ronnie McCoy	58	2,239	38.6	
1999	Ronnie McCoy	75	2,897	38.6	
2000	J.B. Lacombe	50	1,482	29.6	
2001	Ronnie McCoy	70	2,589	37.0	
2002	Glenn Wilson	43	1,576	36.7	
2003	Adrian Vera	70	2,631	37.6	
2004	Lance Lane	61	2,218	36.4	
2005	Kyle Watson	55	2,095	38.1	
2006*	Stephon Solomon	52	2,037	39.2	
2007*	Stephon Solomon	57	2,168	38.0	
2008*	Stephon Solomon	54	2,168	40.1	
2009*	Stephon Solomon	47	1,687	35.9	
2010*	Francois Ejiofor	53	1,931	36.4	
2011	Francois Ejiofor	47	1,776	37.8	67
2012	Robert Hersh	75	3,121	41.6	67
2013	Cory Carter	71	3,146	44.3	64
2014	Cory Carter	49	2,169	44.3	68
2015	Cory Carter	45	2,058	45.7	86
2016	Eric Medina	36	1,518	42.2	59
2017	Donald Halstead	64	2,403	37.5	61
2018	Aaron Cuevas	57	2,040	35.8	56
2019	Nic Russo	54	1,983	36.7	59
2021!	Sawyer Evans	12	478	39.8	51

\* - Indicates record vacated by NCAA

! - 2021 Spring Season



# DEFENSE - SEASON & YEARLY

## DEFENSE

### SEASON LEADERS

#### 100+ TACKLES

	PLAYER	YEAR	TACKLES
1.	Karl Watson	1982	161
2.	Karl Watson	1983	153
3.	Kevin Harris	1990	147
4.	Kevin Harris	1989	132
5.	Karl Watson	1981	132
6.	Calvin Ware	1980	130
7.	Lernard Mack	2000	119
8.	Stacey Thomas	2006	114
9.	Demetrius Scott	1994	111
10.	Kevin Harris	1987	109
11.	Arnold Anderson	1987	109
12.	Robert Thomas	2004	107
13.	Stacey Thomas	2004	104
14.	DeJuan Fulghum	2008	104
15.	Lernard Mack	2002	102
16.	DeJuan Fulghum	2010	101

### YEARLY LEADERS

#### TACKLES

YEAR	PLAYER	SOLO	AST.	TTL.	TFL
1974	Lee Calloway	32	50	82	
1975	W. McCoy	36	34	70	
1978	Calvin Ware	72	40	112	
1980	Calvin Ware	85	45	130	
1981	Karl Watson	74	58	132	
1982	Karl Watson	78	84	161	
1983	Karl Watson	85	68	153	
1984	John Mott	36	53	89	
1985	D. Flournoy	55	35	90	
1986	John Mott	36	53	89	
1987	Kevin Harris	65	44	109	
	Arnold Anderson	63	46	109	
1988	Kevin Harris	49	53	102	
1989	Kevin Harris	65	67	132	
1990	Kevin Harris	81	66	147	
1991	Keith Patterson	33	53	86	
1992	Keith Patterson	39	36	75	
1993	Kerry Lewis	34	34	68	

	Undrae Martin	35	33	68	
1994	Demetrius Scott	63	48	111	
1995	James Jones	54	28	82	
1996	Warren Reed	40	42	82	
1997	Warren Reed	47	46	93	
1998	Warren Reed	39	41	80	
1999	Lernard Mack	53	46	99	
2000	Lernard Mack	62	57	119	
2001	Oliver Celestin	38	27	65	
2002	Lernard Mack	56	46	102	
2003	Damondric Goins	44	34	78	
2004	Robert Thomas	48	59	107	
2005	Robert Napier	40	48	88	
2006*	Stacey Thomas	46	68	114	
2007*	Lamar Herron	45	23	68	
2008*	DeJuan Fulghum	45	59	104	15.5 - 71
2009*	DeJuan Fulghum	39	49	63.5	16 - 83
2010*	DeJuan Fulghum	61	40	101	18.5 - 79
2011	William Parker	37	24	61	10.5 - 41
2012	William Parker	54	41	95	10 - 36
2013	Brandon Thomas	48	34	82	11.5 - 46
2014	Darian Claiborne	42	35	77	5 - 17
2015	Jamal Lucas	31	31	62	5 - 19
2016	Archie Rice	41	43	84	0.5 - 0
2017	Julian Marcantel	39	44	83	8.5 - 18
2018	Julian Marcantel	41	51	92	8 - 22
2019	Patrick Howell	28	31	59	3 - 10
2021!	Demontario Anderson	9	5	14	2.5 - 9

### TACKLES FOR LOSS

YEAR	PLAYER	NO	YDS
2008	DeJuan Fulghum	15.5	71
2009	DeJuan Fulghum	16	83
2010	DeJuan Fulghum	18.5	79
2011	Marquis Jackson	18.5	94
2012	William Parker	10	36
2013	Amir Bloom	13.5	75
2014	Justin Wheat	8.5	66
	Adrian Gamble	8.5	30
2015	Derrick Lyles	7.5	26
2016	Sean Jones	10	46
	Damond King	10	48
2017	Julian Marcantel	8.5	18
2018	Patrick Howell	8	28
	Julian Marcantel	8	22
2019	Ike Onwuasoanya	10	39
2021!	Demontario Anderson	2.5	9



## DEFENSE - SEASON & YEARLY

### DEFENSE

#### SEASON LEADERS (since 1989)

##### SACKS

	PLAYER	YEAR	NO.
1.	Michael Strahan	1992	19
2.	Kevin Harris	1989	14.5
3.	Michael Strahan	1991	14.5
4.	Nick Lopez	1996	10
5.	Carl Davis	1999	10
6.	Eric Johnson	1994	9
7.	Lernard Mack	2002	9
8.	Eric Johnson	1995	8.5
9.	Carl Davis	1998	8
10.	Kreme Davis	2000	8
11.	Amir Bloom	2013	8
12.	Kevin Harris	1990	7.5
13.	Robert Watson	2003	7
14.	Brian Wilcox	1997	6
15.	Marquis Jackson	2011	6
16.	Justin Wheat	2014	6
17.	Tommy Balom	2001	4.5
18.	Fredricc Brock	2005	4.5
19.	Damond King	2016	4

#### YEARLY LEADERS (since 1989)

##### SACKS

YEAR	PLAYER	NO.
1989	Kevin Harris	14.5
1990	Kevin Harris	7.5
1991	Michael Strahan	14.5
1992	Michael Strahan	19
1993	Eric Johnson	3
1994	Eric Johnson	9
1995	Eric Johnson	8.5
1996	Nick Lopez	10
1997	Brian Wilcox	6
1998	Carl Davis	8
1999	Carl Davis	10
2000	Kreme Davis	8
2001	Tommy Balom	4.5
2002	Lernard Mack	9
2003	Robert Watson	7
2004	Edwin James	3.5
	Stacey Thomas	3.5
2005	Fredricc Brock	4.5
2006*	Vincent Davis	10
2007*	Derrick Gray	6.5
2008*	Matthew Valmore	6
2009*	Dejuan Fulghum	7.5
2010*	Dejuan Fulghum	11
2011	Marquis Jackson	6
2012	Adrian Bennett	2
	Jamal Baker	2
2013	Amir Bloom	8
2014	Justin Wheat	6
2015	Amir Bloom	2.5
2016	Damond King	4
2017	Sean Jones	2.5
	Anthony Johnson	2.5
2018	Patrick Howell	2
	Tarrol Stafford	2
2019	Jarryl Taylor	3
	Ike Onwuasoanya	3
2021!	Demontario Anderson	1
	Alec Prince	1
	Michael Badejo	1
	Matthew Williams	1
	Viramontes Pippens	1



DARRELL COLBERT (L) & DONALD NARCISSE (R)

\* - Indicates record vacated by NCAA  
! - 2021 Spring Season



# DEFENSE - SEASON & YEARLY

## DEFENSE

### SEASON LEADERS

#### INTERCEPTIONS

	PLAYER	YEAR	NO.
1.	Lee Harris	1979	10
2.	Mike Holmes	1971	9
3.	Alvin Williams	1987	9
4.	Santino Hall	2000	8
5.	Leroy Paul	1977	8
6.	Al Simmons	1977	7
7.	Nathaniel Allen	1970	6
8.	Donnie Ellis	1992	6
9.	Santino Hall	2001	6
10.	R. Smothers	1985	6

### YEARLY LEADERS

#### INTERCEPTIONS

YEAR	PLAYER	NO.	YDS.	TD
1970	Nathaniel Allen	6	103	0
1971	Mike Holmes	9	164	2
1973	Canary Simmons	4	93	0
1974	Al Simmons	7	42	0
1975	Al Simmons	4	45	0
1977	Leroy Paul	8	0	0
1978	Leroy Paul	5	76	0
	Mark Johnson	5	64	0
1979	Lee Harris	10	0	0
1980	Lee Shepard	2	0	0
	Tony Ball	2	0	0
1981	Corey Jiles	4	0	0
1982	8 tied with	1	0	0
1983	Brett Maxie	3	14	0
	Leon Thomasson	3	47	0
1984	Lee Dunn	4	0	0
1985	R. Smothers	6	26	0
1986	Lee Dunn	3	0	0
1987	Alvin Williams	9	79	0
1988	Kevin Harris	3	0	0
1989	5 tied with	1	0	0
1990	Cedric Maxwell	2	0	0
1991	W. Montgomery	3	80	0
1992	Donnie Ellis	6	32	0

1993	6 tied with	1	0	0
1994	DeAndre Montgomery	5	0	0
1995	Cornelius McFarland	2	9	0
1996	Derrick Jonkins	3	10	0
1997	Derrick Jonkins	4	41	0
1998	Scott Harrell	3	99	0
1999	5 tied with	1	0	0
2000	Santino Hall	8	37	0
2001	Santino Hall	6	85	1
2002	Oliver Celestin	5	33	2
2003	Corey Alexander	4	94	0
	Billy Starling	4	53	0
2004	Javonne Murphy	2	28	0
2005	Javonne Murphy	4	72	0
2006*	Stacey Thomas	5	105	1
2007*	Chris Salvant	4	0	0
2008*	De'Markus Washington	5	162	0
2009*	Curtis Thomas	6	101	2
2010*	Zack Gallow	5	63	0
2011	Tray Walker	3	59	0
2012	LeTevin Wilcox	3	73	0
2013	Brandon Thomas	4	17	0
2014	Tray Walker	3		
2015	Archie Rice	2		
	Dondre Dobbins	2		
	Homer Causey	2		
2016	Dondre Dobbins	3		
2017	Archie Rice	2		
2018	Julian Marcantel	4		
2019	Ja'Corey Benjamin	2	8	0
	Byron Edwards	2	24	0
2021!	Ja'Corey Benjamin	1	0	0
	Marquis Walker	1	0	0
	Matthew Williams	1	0	0

\* - Indicates record vacated by NCAA

! - 2021 Spring Season



## ANNUAL TEAM STATS

TOTAL OFFENSE				RUSHING OFFENSE				PASSING OFFENSE				SCORING OFFENSE				TOTAL DEFENSE			
YEAR	YDS	GAMES	AVG	YEAR	YDS	GAMES	AVG	YEAR	YDS	GAMES	AVG	YEAR	PTS	GAMES	AVG	YEAR	YDS	GAMES	AVG
2021*	737	2	368.5	2021*	279	2	139.5	2021*	458	2	229.0	2021!	42	2	21.0	2021!	764	2	382.0
2019	4,583	11	416.6	2019	1,658	11	150.7	2019	2,925	11	265.9	2019	241	11	21.9	2019	6,089	11	553.5
2018	3,710	11	337.3	2018	936	11	85.1	2018	2,774	11	252.2	2018	211	11	19.2	2018	4,759	11	432.6
2017	2,892	11	262.9	2017	1,399	11	127.2	2017	1,493	11	135.7	2017	182	11	16.5	2017	4,441	11	403.7
2016	3,556	11	323.3	2016	1,431	11	130.1	2016	2,125	11	193.2	2016	256	11	23.3	2016	4,359	11	396.3
2015	3,166	10	316.6	2015	1,370	10	137.0	2015	1,796	10	179.6	2015	256	10	25.6	2015	4,056	10	405.6
2014	3,960	11	360.0	2014	1,887	11	171.5	2014	2,073	11	188.5	2014	286	11	26.0	2014	3,903	11	354.8
2013	3,503	11	318.5	2013	1,553	11	141.2	2013	1,950	11	177.3	2013	173	11	15.7	2013	4,462	11	405.6
2012	2,939	11	267.2	2012	1,071	11	97.4	2012	1,868	11	169.8	2012	165	11	15.0	2012	5,063	11	460.3
2011	4,170	11	379.1	2011	907	11	82.5	2011	2,361	11	214.6	2011	271	11	24.6	2011	2,695	11	245.0
2010*	4,604	12	383.7	2010	2,564	12	213.7	2010*	2,040	12	170.0	2010*	299	12	24.9	2010*	2,459	12	204.9
2009*	3,910	11	355.5	2009	1,161	11	105.5	2009*	2,749	11	249.9	2009*	277	11	25.2	2009*	3,250	11	295.5
2008*	3,944	12	328.7	2008	1,088	12	90.7	2008*	2,856	12	238.0	2008*	292	12	24.3	2008*	5,135	12	427.9
2007*	2,872	11	261.1	2007	543	11	49.4	2007*	2,329	11	211.7	2007*	154	11	14.0	2007*	3,729	11	339.0
2006*	2,981	11	271.0	2006	1,015	11	92.3	2006*	1,966	11	178.7	2006*	203	11	18.5	2006*	3,967	11	360.6
2005	3,179	11	289.0	2005	1,599	11	145.4	2005	1,580	11	143.6	2005	222	11	20.2	2005	5,181	11	471.0
2004	1,732	11	157.5	2004	775	11	70.5	2004	957	11	87.0	2004	82	11	7.5	2004	4,064	11	369.5
2003	2,954	11	268.5	2003	1,736	11	157.8	2003	1,218	11	110.7	2003	213	11	19.4	2003	4,015	11	365.0
2002	3,826	11	347.8	2002	1,375	11	125.0	2002	2,451	11	222.8	2002	314	11	28.5	2002	3,595	11	326.8
2001	2,989	10	298.9	2001	1,354	10	135.4	2001	1,635	10	163.5	2001	191	10	19.1	2001	3,291	10	329.1
2000	3,839	11	349.0	2000	1,456	11	132.4	2000	2,383	11	216.6	2000	280	11	25.5	2000	3,073	11	279.4
1999	2,847	11	258.8	1999	1,547	11	140.6	1999	1,300	11	118.2	1999	236	11	21.5	1999	3,310	11	300.9
1998	3,952	11	359.3	1998	2,703	11	245.7	1998	1,249	11	113.5	1998	309	11	28.1	1998	3,795	11	345.0
1997	3,210	11	291.8	1997	1,998	11	181.6	1997	1,212	11	110.2	1997	249	11	22.6	1997	3,925	11	356.8
1996	4,098	11	372.5	1996	1,532	11	139.3	1996	2,566	11	233.3	1996	261	11	23.7	1996	2,976	11	270.5
1995	2,809	10	280.9	1995	729	10	72.9	1995	2,080	10	208.0	1995	199	10	19.9	1995	3,035	10	303.5
1994	3,343	11	303.9	1994	1,964	11	178.5	1994	1,379	11	125.4	1994	225	11	20.5	1994	3,999	11	363.5
1993	3,807	11	346.1	1993	1,864	11	169.5	1993	1,943	11	176.6	1993	243	11	22.1	1993	4,716	11	428.7
1992	4,180	11	380.0	1992	2,111	11	191.9	1992	2,069	11	188.1	1992	281	11	25.5	1992	3,784	11	344.0
1991	4,004	11	364.0	1991	2,233	11	203.0	1991	1,771	11	161.0	1991	270	11	24.5	1991	3,449	11	313.5
1990	3,798	11	345.3	1990	1,586	11	144.2	1990	2,212	11	201.1	1990	223	11	20.3	1990	4,107	11	373.4
1989				1989				1989				1989				1989			
1988				1988				1988				1988				1988			
1987				1987				1987				1987				1987			
1986				1986				1986				1986				1986			
1985				1985				1985				1985				1985			
1984				1984				1984				1984				1984			
1983	2,861	10	286.1	1983	1,649	10	164.9	1983	1,507	10	150.7	1983	103	10	10.3	1983	3,255	10	325.5
1982	3,103	11	282.1	1982	1,360	11	123.6	1982	1,743	11	158.5	1982	186	11	16.9	1982	3,452	11	313.8
1981	3,103	11	282.1	1981	1,602	11	145.6	1981	1,561	11	141.9	1981	210	11	19.1	1981	3,756	11	341.5
1980	2,757	11	250.6	1980	1,497	11	136.1	1980	1,260	11	114.5	1980	107	11	9.7	1980	4,110	11	373.6
1979				1979				1979				1979				1979			
1978	2,657	11	241.5	1978	1,598	11	145.3	1978	1,061	11	96.5	1978	131	11	11.9	1978	3,298	11	299.8
1977	3,974	11	361.3	1977	3,129	11	284.5	1977	845	11	76.8	1977	292	11	26.5	1977	2,691	11	244.6
1976				1976				1976				1976				1976			
1975				1975				1975				1975				1975			
1974				1974				1974				1974				1974			
1973				1973				1973				1973				1973			
1972				1972				1972				1972				1972			
1971				1971				1971				1971				1971			
1970				1970				1970				1970				1970			
1969				1969				1969				1969				1969			
1968				1968				1968				1968				1968			
1967				1967				1967				1967				1967			
1966				1966				1966				1966				1966			
1965				1965				1965				1965				1965			
1964				1964				1964				1964				1964			
1963				1963				1963				1963				1963			
1962				1962				1962				1962				1962			
1961				1961				1961				1961				1961			
1960				1960				1960				1960				1960			
1959				1959				1959				1959				1959			
1958				1958				1958				1958				1958			
1957				1957				1957				1957				1957			
1956				1956				1956				1956				1956			
1955				1955				1955				1955				1955			
1954				1954				1954				1954				1954			
1953				1953				1953				1953				1953			
1952				1952				1952				1952				1952			
1951								1951											

\* - Indicates record vacated by NCAA  
! - 2021 Spring Season



## ALL-TIME PRO FOOTBALL LEDGER

### DRAFT PICKS

**2015**

**TRAY WALKER (CB)**  
4th Rnd Pick 136  
**BALTIMORE RAVENS (NFL)**

**2000**

**JOEY JAMISON (RS/WR)**  
5th Rnd Pick 151  
**GREEN BAY PACKERS**

**1997**

**NICHOLAS LOPEZ (DE)**  
5th Rnd Pick 157  
**MIAMI DOLPHINS**

**1995**

**JESSIE COX (LB)**  
7th Rnd Pick 223  
Indianapolis Colts

**1994**

**JOE BURCH (C)**  
3rd Rnd Pick 90  
New England Patriots

**1993 (2)**

**MICHAEL STRAHAN (DE)**  
2nd Rnd Pick 40  
**NEW YORK GIANTS**  
**KEVIN JOHNSON (DT)**  
4th Rnd Pick 86  
**NEW ENGLAND PATRIOTS**

**1992 (2)**

**GREG BRIGGS (DB)**  
5th Rnd Pick 40  
**DALLAS COWBOYS**  
**ALBERTO WHITE (DE)** (Declared junior season)  
10th Rnd Pick 268  
**LOS ANGELES RAIDERS**

**1991**

**KEVIN HARRIS (DE)**  
4th Rnd Pick 110  
**DALLAS COWBOYS**

**1983 (2)**

**GENE BRANTON (WR)**  
6th Rnd Pick 148  
Tampa Bay Buccaneers  
**CARL WILLIAMS (WR)**  
12th Rnd Pick 308  
**BALTIMORE COLTS**

**1980**

**CALVIN MUHAMMAD (WR)**  
12th Rnd Pick 322  
**OAKLAND RAIDERS**

**1976 (2)**

**CHARLES PHILYAW (DE)**  
2nd Rnd Pick 34  
**OAKLAND RAIDERS**  
**ERNEST POUGH (WR)**  
3rd Rnd Pick 88  
**PITTSBURGH STEELERS**

**1975 (2)**

**MONZO PICKETT (T)**  
12th Rnd Pick 289  
**ATLANTA FALCONS**  
**JACK HOLMES (RB)**  
15th Rnd Pick 377  
**HOUSTON OILERS**

**1974 (2)**

**MELVIN BAKER (WR)**  
8th Rnd Pick 208  
Miami Dolphins  
**HAROLD HART (RB)**  
11th Rnd Pick 279  
**OAKLAND RAIDERS**

**1973 (2)**

**MIKE HOLMES (DB)**  
1st Rnd Pick 18  
**SAN FRANCISCO 49ERS**  
**LARRY SMILEY (DE)**  
16th Rnd Pick 402  
**MINNESOTA VIKINGS**

**1972**

**EDDIE HERBERT (DT)**  
6th Rnd Pick 151  
**LOS ANGELES RAMS**

**1971 (7)**

**JULIUS ADAMS (DE)**  
2nd Rnd Pick 27  
**NEW ENGLAND PATRIOTS**  
**LARRY CROWE (RB)**  
8th Rnd Pick 184  
**GREEN BAY PACKERS**  
**ERNE HOLMES (DT)**  
8th Rnd Pick 203  
**GREEN BAY PACKERS**  
**NATE ALLEN (DB)**  
11th Rnd Pick 276  
**KANSAS CITY CHIEFS**  
**LONNIE HEPBURN (DB)**  
13th Rnd Pick 333  
**MIAMI DOLPHINS**  
**JAMES FORD (RB)**  
13th Rnd Pick 337  
**DALLAS COWBOYS**  
**EDWARD O'DANIEL (DE)**  
14th Rnd Pick 351  
**SAN DIEGO CHARGERS**

**1970 (3)**

**KENNY BURROUGH (WR)**  
1st Rnd Pick 10  
**NEW ORLEANS SAINTS**  
**CHARLEY BLOSSOM (DE)**  
9th Rnd Pick 222  
**HOUSTON OILERS**  
**BERT ASKSON (DE)**  
14th Rnd Pick 340  
**PITTSBURGH STEELERS**



# ALL-TIME PRO FOOTBALL LEDGER

## 1969 (4)

**ERNE CALLOWAY (DT)**

2nd Rnd Pick 28

**PHILADELPHIA EAGLES**

**MARION BATES (DB)**

6th Rnd Pick 148

**MINNESOTA VIKINGS**

**ED HUGHES (RB)**

16th Rnd Pick 393

**ATLANTA FALCONS**

**LLOYD MUMPHORD (DB)**

16th Rnd Pick 401

**MIAMI DOLPHINS**

## 1968 (4)

**JIM HINES (WR)**

6th Rnd Pick 146

**MIAMI DOLPHINS**

**JAMES BIVINS (LB)**

13th Rnd Pick 328

**CINCINNATI BENGALS**

**COGER COVERSON (G)**

15th Rnd Pick 392

**WASHINGTON REDSKINS**

**WESLEY WILLIAMS (LB)**

17th Rnd Pick 456

**KANSAS CITY CHIEFS**

## 1967 (4)

**WILLIE ELLISON (RB)**

2nd Rnd Pick 33

**LOS ANGELES RAMS**

**ROY HOPKINS (RB)**

2nd Rnd Pick 49

**HOUSTON OILERS**

**JOHN DOUGLAS (DB)**

5th Rnd Pick 133

**NEW ORLEANS SAINTS**

**LEROY MITCHELL (DB)**

11th Rnd Pick 283

**BOSTON PATRIOTS**

## 1965 (3)

**GENE JETER (LB)**

10th Rnd Pick 73

**DENVER BRONCOS (AFL)**

**LEON HARDY (T)**

17th Rnd Pick 134

**SAN DIEGO CHARGERS (AFL)**

**GENE JETER (LB)**

12th Rnd Pick 164

**GREEN BAY PACKERS (NFL)**

## 1964 (2)

**WARREN WELLS (SE)**

12th Rnd Pick 160

**DETROIT LIONS (NFL)**

**BOB BATTS (HB)**

18th Rnd Pick 252

**CHICAGO BEARS (NFL)**

## 1963 (3)

**HOMER JONES (SE)**

5th Rnd Pick 33

**HOUSTON OILERS (AFL)**

**WINSTON HILL (T)**

11th Rnd Pick 145

**BALTIMORE COLTS (NFL)**

**HOMER JONES (SE)**

20th Rnd Pick 278

**NEW YORK GIANTS (NFL)**

## 1962 (1)

**HOMER JONES (SE)**

24th Rnd Pick 192

**SAN DIEGO CHARGERS (AFL)**

## 1960 (3)

**JIM SOREY (DT)**

2nd Rnd

**CHICAGO BEARS (NFL)**

**CLOYD BOYETTE (DT)**

2nd Rnd

**OAKLAND RAIDERS (AFL)**

**JIM SOREY (DT)**

14th Rnd

**BUFFALO BILLS (AFL)**

## 1955 (1)

**ED SMITH (HB)**

19th Rnd Pick 222

**PITTSBURGH STEELERS**



# ALL-TIME PRO FOOTBALL LEDGER

NAME	POS	TEAM(S)	YR(S)				
Julius Adams	DL	New England Patriots	1971-85, 87;	Oliver Celestin	FS	Cleveland Browns	2003
Nate Allen	DB	Kansas City Chiefs	1971-74			New York Jets	2004-05
		San Francisco 49ers	1975			Seattle Seahawks	2006
		Minnesota Vikings	1976-79			Arizona Cardinals	2007-08
		Detroit Lions	1979	B.W. Cheeks	DB	Kansas City Chiefs	2008
Tony Anglin	LB	Montreal Alouettes	1983	Darrell Colbert	WR	Houston Oilers	1965
		Edmonton Eskimos	1984			Kansas City Chiefs	1987-88
Bert Askon	LB/TE	Pittsburgh Steelers	1971			British Columbia Lions	1989-91
		New Orleans Saints	1973			San Antonio Riders	1992
		Green Bay Packers	1975-77	Coger Coverson	G	Washington Redskins	1968
		Chicago Bears	1978	Arthur Cox	TE	Atlanta Falcons	1983-87
		Ottawa Rough Riders	1972			San Diego Chargers	1988-90
Keith Baker	WR	Montreal Alouettes	1979-80			Tampa Bay Buccaneers	1991
		Hamilton Tiger-Cats	1981-84	Jessie Cox	LB	Indianapolis Colts	1995
		Philadelphia Eagles	1985	Larry Crowe	RB	Philadelphia Eagles	1972
		Toronto Argonauts	1986			Atlanta Falcons	1975
Melvin Baker	WR	Miami Dolphins	1974			San Antonio Wings	1975
		New Orleans Saints	1975	Fred Dean	OL	Chicago Bears	1977-79
		New England Patriots	1975			Washington Redskins	1979-82
		San Diego Chargers	1975	John Douglas	OL	New Orleans Saints	1967-68
		Houston Oilers	1976			Houston Oilers	1969-70
Marion Bates	DB	Minnesota Vikings	1969	Hank Edwards	WR	Tampa Bay Storm	2006-08, 10-11
Bob Batts	RB	Chicago Bears	1964			San Jose SaberCats	2012-13
Raymond Baylor	OL	San Diego Chargers	1974			Jacksonville Sharks	2013
James Bivins	LB	Cincinnati Bengals	1968			Spokane Shock	2014
Lyle Blackwood	S	Baltimore Colts	1977-80			Pittsburgh Power	2014
Charles Blossom	DE	Houston Oilers	1970	Willie Ellison	RB	Toronto Argonauts	2009
Warren Bone	LB	Green Bay Packers	1987			Oakland Raiders	1967-72
Gene Branton	TE	Tampa Bay Buccaneers	1983-85	Dwan Epps	DL	Kansas City Chiefs	1973-74
		Los Angeles Raiders	1985-87			Seattle Seahawks	2000
Greg Briggs	DB	Dallas Cowboys	1992, 1995			Amsterdam Admirals	2001-03
		Frankfurt Galaxy	1995	Melvin Evans		Saskatchewan Roughriders	2004-06
		Hamilton Tiger-Cats	1995	James Ford	RB	Dallas Cowboys	1979
		Chicago Bears	1996			New Orleans Saints	1971-72
		Minnesota Vikings	1997-98	Charles Frazier	WR	Charlotte Hornets	1974-75
Joe Burch	C	New England Patriots	1993			Houston Oilers	1962-68
Kenny Burrough	WR	New Orleans Saints	1970			New England Patriots	1969-70
		Houston Oilers	1971-81			Shreveport Steamer	1974
Ernie Calloway	DL	Philadelphia Eagles	1969-72	William Glosso	WR	Montreal Alouettes	1959
		Florida Blazers	1974	Derrick Gray	DE	Oakland Raiders	2008
						California Redwoods	2009
						Calgary Stampeders	2010



# ALL-TIME PRO FOOTBALL LEDGER

Bruce Green	LB	Edmonton Eskimos	1986-87	Nate Johnson	RB	New Orleans Saints	1987
		Calgary Stampeders	1987-88	Boyd Jones	OL	Green Bay Packers	1984
		Ottawa Redblacks	1988	Homer Jones	WR	New York Giants	1964-69
Santino Hall	DB	Saskatchewan Roughriders	2004			Cleveland Browns	1970
		Winnipeg Blue Bombers	2005	Kentavious Jones	DL	Austin Wranglers	2007-08
Cortez Hankton	WR	Jacksonville Jaguars	2003-2006	Darvin Kidy	WR	Washington Redskins	2018-19
		Minnesota Vikings	2007	Nick Lopez	DE	Miami Dolphins	1997
		Tampa Bay Buccaneers	2008	Bret Maxie	DB	New Orleans Saints	1985-94
		New York Sentinels	2009	David Mays III	QB	Shreveport Steamer	1974
		Florida Tskets	2010			Cleveland Browns	1976-77
		Virginia Destroyers	2011			Buffalo Bills	1978
Kevin Harris	LB	Dallas Cowboys	1990-91	Leroy Mitchell	DB	New England Patriots	1967-68
		Winnipeg Blue Bombers	1992			Houston Oilers	1969-70
Harold Hart	RB	Oakland Raiders	1974-75			Denver Broncos	1971-73
		New York Giants	1977			Portland Thunder	1974
		Oakland Raiders	1978	Calvin Muhammad	WR	Oakland Raiders	1982-83
Edward Hebert	DB	Los Angeles Rams	1972			Washington Redskins	1984-85
Lonnie Hepburn	DB	Miami Dolphins	1969			San Diego Chargers	1987
		Baltimore Colts	1971-72			Toronto Argonauts	1987
		Denver Broncos	1974	Lloyd Mumford	DB	Miami Dolphins	1969-74
Lamar Herron	LB	Edmonton	2008-09			New England Patriots	1975-76
W.K. Hicks	DB	Houston Oilers	1964-69	Leonard Moon	WR	Saskatchewan Rough Riders	1987
		New York Jets	1970-72	Will Moore	WR	Winnipeg Blue Bombers	1991-94
		Florida Blazers	1974	Donald Narcisse	WR	Saskatchewan Roughriders	1987-94
Winston Hill	OL	New York Jets	1963-76	Oliver Nicholson	LB	Houston Oilers	1975
		Los Angeles Rams	1977	Edward O'Daniel	DE	San Diego Chargers	1971
Jim Hines	WR	Miami Dolphins	1969	Leroy Paul	DB	Saskatchewan Roughriders	1979, 84
Ernie Holmes	DL	Pittsburgh Steelers	1972-77			Hamilton Tiger-Cats	1979-82
		New England Patriots	1978			San Diego Chargers	1971, 1983
Jack Holmes	RB	New Orleans Saints	1978-82			Ottawa	1984
		Oakland Raiders	1983	Willis Perkins	OL	New England Patriots	1961
Mike Holmes	DB	San Francisco 49ers	1974-75			Houston Oilers	1961-63
		Buffalo Bills	1976	Charles Philyaw	DL	Oakland Raiders	1976-79; 83
		Miami Dolphins	1976			Houston Oilers	1984
		Winnipeg Blue Bombers	1977-82	Alonza Picket	TE	Pittsburgh Steelers	1975
		Washington Federals	1983	Willie Porter	DB	New England Patriots	1968
Roy Hopkins	RB	Houston Oilers	1967-71	Ernest Pough	WR	Pittsburgh Steelers	1976-77
Markus Howell	WR	Winnipeg Blue Bombers	2000-04			New York Giants	1978-79
		Ottawa Renegades	2005			Edmonton Eskimos	1980
		Calgary Stampeders	2006-09	David Rackley	DB	New Orleans Saints	1985
		Winnipeg Blue Bombers	2010			Los Angeles Rams	1984
Ed Hughes	RB	Atlanta Falcons	1969				
Joey Jamison	WR/PR	Green Bay Packers	2000				
Kevin Johnson	DL	New England Patriots	1993				



## ALL-TIME PRO FOOTBALL LEDGER

Andy Rice	DT	Kansas City Chiefs	1966-67
		Houston Oilers	1967
		Cincinnati Bengals	1968-69
		San Diego Chargers	1970-71
		Chicago Bears	1972-73; 74
Harold Rice	DL	Oakland Raiders	1971
Canary Simmons	DB	Jacksonville Sharks	1975
Larry Smiley	DL	Minnesota Vikings	1972-73
		Memphis Southmen	1974
Davis Smith	WR	New York Jets	1992-94
Ed Smith	HB	Pittsburgh Steelers	1955
Harold Smith	QB	Saskatchewan Rough Riders	1985-86
Marcell Smith	WR	Dallas Cowboys	1990-91
		New Orleans Saints	1991-94
Jim Sorey	DL	Buffalo Bills	1960-62
Art Strahan	DE	Houston Oilers	1965
		Atlanta Falcons	1968
		Toronto Argonauts	1970
		New York Giants	1993-2008
Ray Strahan	DL	Houston Oilers	1965
Dave Thomas	DB	Memphis Southmen	1974-75
Stacey Thomas	SS	Buffalo Bills	2007
Leon Thomasson	DB	Atlanta Falcons	1987
Tray Walker	DB	Baltimore Ravens	2015
Warren Wells	WR	Detroit Lions	1964
		Oakland Raiders	1967-70
		Shreveport Steamer	1974
		Winnipeg Blue Bombers	1985-91
		Calgary Stampeders	1982-84
James West	LB	Winnipeg Blue Bombers	1985-91
		Calgary Stampeders	1982-84
Alberto White	DE	Oakland Raiders	1993
John White	TE	Houston Oilers	1960-61
		Edmonton Eskimos	1963
Tom Whittier	WR	Jacksonville Sharks	1974
Brian Wiggins	WR	New Orleans Saints	1992-94
Alvin Williams	DB	Pittsburgh Steelers	1989-90
		Denver Broncos	1991-94
Carl Williams	WR	Baltimore Colts	1983
Wesley Williams	LB	Kansas City Chiefs	1968
James Young	DL	Houston Oilers	1977-79