



vs.



Texas Southern QUICK FACTS

School.....Texas Southern University
 Location.....Houston, Texas
 Enrollment.....9,500
 Founded.....1927
 Colors.....Maroon and Gray
 Nickname.....Tigers
 Mascot.....Pretty Baby II
 Conference.....Southwestern Athletic (SWAC)
 Affiliation.....NCAA Division I FCS
 Stadium/Capacity.....BBVA Compas Stadium / 22,000
 President.....Dr. John Rudley
 Faculty Athletics Representative.....Anna James
 Director of Athletics.....Dr. Charles McClelland
 Senior Woman Adm.....Dr. Dwalah Fisher
 Athletic Trainer.....John "Doc" Harvey
 Strength & Conditioning Head Coach.....Marshall Hayes
 Equipment Manager.....Eddie Davis
 Video Coordinator.....Lonzo Giles
 TSU Athletics Pastor..Rev. Karl Minor, Brookhollow Bap Church
 Football Office Manager.....Asia Speights
 Football Academic Advisor.....Kimberly Evans

COACHES

Head Coach.....Darrell Asberry (Jackson State, 1999)
 Record at Texas Southern/Seasons..... 2 - 9 (1 season)
 Career Record/Seasons.....42 - 34 (6 seasons)
 Office Phone.....713-313-7048
 Best Time to Call.....9:00 am - 3:30 pm M-Th

TEAM INFORMATION

Starters Returning/Lost..... 15 / 7
 Offensive Starters Returning/Lost..... 6 / 5
 Defensive Starters Returning/Lost..... 9 / 2
Letter winners Returning/Lost..... 46 / 38
 Offensive Returning/Lost.....26 / 21
 Defense Returning/Lost.....20 / 17
 2012 Overall Record.....2-9
 2012 SWAC Record/Finish.....2- 7 / 4th W

SPORTS INFORMATION

Sports Information Director.....Rodney Bush
 Office Phone.....(713) 313-7603
 Cell phone.....(713) 826-8229
 Office Fax.....(713) 313-1045
 Press Box.....(713) 547-3089
 Email.....bushrr@tsu.edu / sports@tsu.edu
 Website.....www.tsufootball.com

2013 TSU Football Schedule

Aug. 31st vs. Prairie View Labor Day Classic BBVA Compass Stadium 13 - 37 L

Sept. 14th @ Sam Houston (CSN) Huntsville, TX 17 - 55 L

Sept. 19th (Thur.) @ Jackson State (ESPNU) Jackson, MS 7 - 35 L

Sept. 28th Alabama A&M Huntsville, AL 10 - 12 L

Oct. 5th Alabama State BBVA Compass Stadium 2 - 34 L

Oct. 12th @ Ark. Pine Bluff Pine Bluff, AR W 41 - 28

Oct. 19th Alcorn (Homecoming) BBVA Compass Stadium 13 - 20 L

Oct. 26th Grambling State Grambling, LA WOT 23 - 17

Nov. 1st (Fri.) Southern BBVA Compass Stadium 24 - 31 L

Nov. 9th @ Mississippi Valley Itta Bena, MS 17 - 20 L

Nov. 16th Howard BBVA Compass Stadium 2:00pm



Tigers Face Howard for Last Game of the Season

The Texas Southern Tigers will end the 2013 season at home against Howard University in BBVA Compass Stadium.

The teams met four times in the past with a record of 2-2-0. The last time they squared off was in 2003 when TSU won 27-20 in Houston.

Howard has a 4-6 overall record. Texas Southern is 2-8. Howard has a slight edge statistically over TSU offensively. Howard has 1857 yards rushing and 16 touchdowns this season to the Tigers' 1339 yards and 11 rushing touchdowns.

The Bisons have 13 passing touchdowns and 1976 yards while TSU has 6 passing touchdowns and 1818 yards.

Both teams have 13 turnovers. TSU has 18 sacks to Howards 24.

Howards has a 76 % scoring ratio in the red zone to TSU's 74%.

Texas Southern vs. Howard Series Record 2 - 2 - 0		
1998	TSU	30-7
1999	HU	32-20
2003	HU	43-31
2003	TSU	27-20

The Tigers' have consistently improved throughout the season despite their record.

For the season, Homer Causey completed 116 of 213 passes for 1350 yards and 5 touchdowns. He has rushed for 521 yards and 6 touchdowns. He has two games with more than 100 yards rushing.

He sat out last season after transferring from Shaw University, where he played for Asberry as a freshman. Causey played in nine games in 2011. He completed 50 of 97 passes for 735 yards and 4 touchdowns.

Daveonn Porter has 582 yards and 4 touchdowns this season. He averages 4.5 yards a carry and 64.7 yards a game.

Before coming to TSU, Porter ranked in the top 5 among junior college running backs.

Malik Cross was out for three games with an injury. Now that he's back, Cross averages 11.7 yards per catch. He has 29 receptions for 339 yards and 1 touchdown.

Fred Plummer was sidelined because of an injury after game three. Plummer was the Tigers' leading receiver in 2012 with 34 catches for 534 yards and 2 touchdowns.


Jaquaa Peters stepped in and has stepped up since Plummer's injury. Peters has 21 catches for 325 yards and 1 touchdown. Detric Shipman and true freshman Larry Clark are two other receivers who are on the radar. Tight end Billy Rosenberg is also a favorite target for the Tigers.

Shipman leads to the Tigers with 37 catches for 513 yards and 2 touchdowns. He averages 13.9 yards a catch. Clark has 21 catches for 234 yards and Rosenberg has 3 receptions for 80 yards.

Tiger Football WATCH HOME GAMES!

LIVE on KHOU-TV Bounce
 Digital Ch 11.2 & Comcast Ch 310 &
 Tape Delayed on Comcast SportsNet
 Tues. @ Noon Ch 39 & 639

Listen Live!
 KTSU FM 90.9 on GAME DAY
 Coach Darrell Asberry each Mon. at 1pm



The Tigers are young and have struggled offensively, but they are improving. TSU scored 41 points against UAPB which was by far their best effort this season. They now have 3157 yards of total offense and a balanced rushing and passing game.

True freshman quarterback Jay Christophe has not played the past two weeks, but he has secured the backup roll behind Causey. Christophe got his first collegiate start against Jackson State. He took a couple snaps in the game against Alabama A&M and Alabama State. Asberry says Christophe will see more playing time during the remainder of the season. Christophe (6-4, 205) is from Brusly high school in Addis, Louisiana.

The Tigers' defense continues to step up game after game.

Texas Southern returned 15 starters, nine of them on defense. The Tigers defense is led by defensive coordinator Mike Vite who has several SWAC Championships during his 30 plus years of coaching. Former Alabama State defensive coordinator Cedric Thornton also joined the TSU coaching staff to coach the linebackers.

The defense is led by defensive backs Tray Walker and Le'Tevin Wilcox, TSU's lone All-SWAC preseason pick. The heart of the defense starts up front with the defensive line according to Coach Vite. Amir Bloom and Ernest Gilley will come off the ends while Robert Boykins, Marvin Hollie and Greg Brady will plug the middle.

Senior defensive back Brandon Thomas leads the Tigers defense with 71 tackles (42 solo). He also has 2.0 sacks, 2 interceptions, 6 pass breakups and a fumble recovery. Jarius Moore moved to second place in tackles for the Tigers with 62 (35 solo). He also has 3.5 TFL, 1 quarterback hurry and 2 pass breakups. Darveon Trahan is third with 58 tackles (34 solo). Michael Holmes had a career game against Alabama A&M and led the defense with 10 tackles and a blocked field goal. Holmes has 52 tackles and 4 pass breakups for the season. Walker has 4 breakups, a TFL and one interception return for 85 yards. Remond Silas, Amir Bloom and Greg Brady are making contact with the quarterbacks. They are responsible for 12.5 of the team's 18 sacks this season. Bloom and Brandon Thomas lead the team in TFL. Thomas has 11.5 TFL while Bloom has 8 sacks and 13.5 TFL. Bloom also picked up a safety against Alabama State and he's ranked 15th in the nation for TFL.

Special teams is a key to the Tigers' success. TSU has two exceptional kickers, Corey Carter and Eric Medina. Carter is the returning punter who averages 44.2 yards a punt (1st in SWAC). Medina is a freshman who has a strong leg and is very accurate. Plummer and Cross will handle punt returns while Perkins-Loving and Trent Richmond will return kick-offs.

Perkins-Loving improved his kick-off return skills. He has 26 returns for 648 yards and averages 24.9 yards a return. His longest is 47 yards against Jackson State.

Season Highlights

Corey Carter was ranked 3rd in the nation in punting and he was named *SWAC Specialist of the Week* when he averaged 48.4 yards a punt against Prairie View A&M.

Carter picked up his second *SWAC Specialist of the Week* after averaging 44.5 yards a punt with 4 inside the 20 against Alabama State. His long was 62 yards. He also had a kickoff for 65 yards in that game.

Daveonn Porter had a 50 yard touchdown run against Sam Houston State University.

Jaquaa Peters had 5 catches for 121 yards against Alabama A&M.

Tray Walker returned an interception 85 yards against Sam Houston State University

Darveon Trahan led the Tigers in tackles against Prairie View and Sam Houston.

Amir Bloom recorded his first career safety against Alabama State. It was TSU's only score of the game

Homer Causey had a 67 yard touchdown run against Arkansas-Pine Bluff in the team's first win of the season. Causey had two rushing touchdowns and the passed for two more. *SWAC Offensive Player of the Week* after passing for 226 yards and rushing for 110 yards against Alcorn.

Malik Cross named *SWAC Newcomer of the Week* after catching 8 passes for 110 yards against Alcorn.

Brandon Thomas named *SWAC Defensive Player of the Week* after recording 13 tackles, 3.5 TFL, 1 fumble recovery and 2 pass breakups against Southern.

Amir Bloom ranked 19th in the nation for sacks with 8 (Nov. 2nd).

Dedric Shipman had a career high 9 catches for 192 yards vs. MVSU.

Larry Clark had a career high 9 catches for 105 yards vs. MVSU. He also had 1 touchdown.

Texas Southern vs. Howard Head to Head

TEAM STATS	TSU	HU
RECORDS(overall /conf.)	2-8 / 2-7	4-6 / 3-2
SCORING	167	234
Points Per Game	16.7	23.4
FIRST DOWNS	166	211
RUSHING YARDAGE	1339	1857
TDs Rushing	13	16
PASSING YARDAGE	1818	1976
TDs Passing	6	13
TOTAL OFFENSE	3157	3833
KICK RETURNS: #-Yards	48-1000	41-875
PUNT RETURNS: #-Yards	10-103	18-90
INT RETURNS: #-Yards	9-129	9-45
FUMBLES-LOST	22-13	17-13
PENALTIES-Yards	89-802	67-563
PUNTS-Yards	66-2873	44-1662
Average Per Punt	43.5	37.8
TIME OF POSSESSION/G	30:44	30:31
SACKS BY-Yards	18-117	24-145
FIELD GOALS-ATTEMPTS	11-18	9-19
PAT-ATTEMPTS	18-18 100%	17-23 74%

SCORE BY QUARTERS	1st	2nd	3rd	4th	OT	Total
Texas Southern	44	49	21	47	6	167
Howard	48	92	52	42	0	234

Coach Darrell Asberry

Asberry debut as head coach in the Southwestern Athletic Conference (SWAC) in 2012, but he is in very familiar territory. Coach Asberry played quarterback for Jackson State and he coached at his alma mater after playing several years of professional football. He faced many of the SWAC teams while he was head coach at Shaw University.

Tigers on TV

The Tigers' home games are broadcast live on KHOU-TV Digital channel 11.2 The Bounce with Play-by-Play Announcer Nick Strong and Color Commentator DeJuan Fulghum. The games are rebroadcast on Comcast SportsNet on Tuesday at noon.

All Texas Southern football games will also be live on 90.9 KTSU-FM with Lary "The Chattabox" Hale along with Devan Wade for home games. You can listen online by going to the football schedule on www.tsball.com. Click on KTSU-FM for the link.

Southwestern Athletic Conference (SWAC) 2013 Standings

EAST	Standings	Conf.	Overall
	Jackson State	8-0	8-2
	Alcorn State	6-2	8-3
	Alabama State	6-2	6-4
	Alabama A&M	3-5	3-7
	Miss. Valley	2-6	2-8

WEST	Standings	Conf.	Overall
	Southern	6-2	6-4
	Prairie View	4-4	5-5
	*Ark.-Pine Bluff	2-5	2-7
	Texas Southern	2-7	2-8
	Grambling State	1-7	1-10

*2012 SWAC Champion



2013 DEPTH CHART

TIGER OFFENSE

WR	6	Dedric Shipman	(6-2	200	R-Sr)
	87	Jacolby Joseph	(6-0	180	R-Jr)
LT	54	Glenn Jackson	(6-2	290	R-So)
	76	Kenneth Hall	(6-6	330	R-Sr)
LG	77	Brandon Charles	(6-3	290	So)
	51	Keith Brock	(6-3	280	Fr-R)
C	69	Marvin Hollie	(6-3	330	Jr-R)
	52	William Jackson	(6-1	290	Fr)
RG	71	Adrian Jackson	(6-2	294	Fr)
	54	Glenn Jackson	(6-2	290	R-So)
RT	74	Kendrick Williams	(6-4	310	Jr)
	78	Earnest Lang	(6-4	320	Jr)
TE	81	Billy Rosenberg	(6-5	230	So)
	49	Denzel Dortch	(6-2	245	Jr)
WR	2	Malik Cross	(5-11	185	R-So)
	84	Steven Carpenter	(6-0	195	So-R)
QB	4	Homer Causey	(6-0	190	So-R)
	11	Jay Christophe	(6-4	205	Fr)
RB	7	Daveonn Porter	(5-9	175	Jr)
	16	Edward Perkins-Loving	(5-9	175	Sr)
FB	35	Dominique Wilson	(5-10	145	Fr)
	43	Joshua Taylor	(5-8	225	Fr)

TIGER DEFENSE

RE	44	Amir Bloom	(6-4	245	So-R)
	50	Adrian Gamble	(6-4	250	Jr)
RT	93	Greg Brady	(6-2	315	Sr)
	42	Arthell Wyre	(6-2	280	R-So)
LT	73	Brandon Wright	(6-2	308	Fr)
	94	Robert Boykins	(6-4	270	Sr-R)
LE	8	Ernest Gilley	(6-3	250	Sr-R)
	98	Justin Wheat	(6-4	250	Sr)
ELB	57	LaKendric Conley	(6-0	235	Jr)
	26	Zach Bamijoko	(6-1	240	Fr-R)
OLB	33	Jarius Moore	(5-11	220	So)
	55	Vincent Holder	(5-10	225	Sr-R)
Drop	39	Steven White	(5-9	185	Sr-R)
	22	Remond Silas	(5-10	185	Sr)
LCB	40	Brandon Thomas	(5-10	190	Sr)
	23	Mike Holmes	(6-2	185	Jr-R)
FS	9	Darveon Trahan	(6-4	200	Jr-R)
	20	Adefemi Adekeye	(6-0	185	Jr-R)
SS	39	Steven White	(5-9	185	Sr-R)
	29	Le'Tevin Wilcox	(5-11	185	Jr-R)
RCB	21	Demetrius Johnson	(6-1	180	Fr)
	5	Tray Walker	(6-2	180	Jr)

TEXAS SOUTHERN SPECIAL TEAMS

K	48	Eric Medina	(5-9	170	Fr)
P	46	Corey Carter	(5-10	175	So)
H	17	Jeff Anderson	(6-2	205	Sr)
DS	89	Zach Faires	(6-3	220	So)
PR	2	Malik Cross	(5-11	185	R-So)
KR	22	Remond Silas	(5-10	185	Sr)
	16	Edward Perkins-Loving	(5-9	175	Sr)



2013 ROSTER

NUMERICAL

No.	Name	Pos	Ht	Wt	Cl	Hometown (Previous School)
1	Fred Plummer	WR	6-0	190	Sr	Memphis, TN (Coahoma CC)
2	Malik Cross	WR	5-11	185	R-So	Fort Washington, MD (Shaw)
3	Jaquaa Peters	WR	5-10	175	Sr	Columbia, MS (Pearl River CC)
4	Homer Causey	QB	6-0	190	R-So	Atlanta, GA (Benjamin Mays HS / Shaw)
5	Tray Walker	DB	6-3	190	Jr	Miami, FL (Northwestern HS)
6	Dedric Shipman	WR	6-2	200	R-Sr	Norcross, GA (Meadow Creek HS)
7	Daveonn Porter	RB	5-9	175	Jr	Memphis TN (Coahoma CC)
8	Ernest Gilley	DL	6-3	250	R-Sr	Orlando, FL (Dr. Phillips)
9	Darveon Trahan	DB	6-4	200	R-Jr	Houston, TX (Yates HS)
10	Justice Jones	QB	6-0	185	So	Patterson, LA (Patterson HS)
11	Jay Christophe	QB	6-4	205	Fr	Addis, LA (Brusly, HS)
12	Salvador "Sal" Martinez	DB	5-11	190	R-Fr	Edinburg, TX (Edinburg HS / UTSA)
13	Mario Smalls	QB	6-2	220	Fr	Plano, TX (Plano East HS)
14	Tracy Johnson	QB	6-2	183	Fr	St. Petersburg, FL (Lakewood HS)
15	Jamal Small	QB	6-3	215	R-Jr	Asbury, NJ (Dean College)
16	Edward Perkins-Loving	RB	5-9	175	Sr	San Antonio, TX (New Mexico Military)
17	Jeff Anderson	QB	6-2	205	Sr	Dixon, CA (Contra Costa CC)
18	Earnest Carrington	QB	6-3	210	So-R	Humble, TX (UL-Monroe)
19	Elston Lane, Jr	WR	6-2	205	So	Miami, FL (Miami Northwestern HS)
20	Adefemi "Femi" Adekeye	SS/LB	6-0	185	R-Jr	Richmond, TX (Travis HS / UTSA)
21	Demetrius Johnson	DB	6-1	180	Fr	Memphis, TN (Westwood HS)
22	Remond Silas	DB	5-10	185	Sr	Houston, TX (Ross Sterling HS)
23	Michael Holmes	DB	6-2	185	R-Jr	Houston, TX (Jones HS)
24	Rudolfo "Rudy" Alonzo	RB	5-9	185	So	Corpus Christi, TX (Corpus King HS)
25	Trenton Richmond	WR	5-8	180	So	Houston, TX (Klein Forest HS)
26	Zack Bamijoko	LB	6-1	240	R-Fr	Missouri City, TX (Fort Bend Elkins HS)
27	Tony Peoples	RB	5-9	175	R-Sr	The Colony, TX (Tulsa)
28	Erick Mitchell	DB	6-1	205	R-Fr	The Colony, TX (The Colony HS)
29	Le'Tevin Wilcox	DB	5-11	185	R-Jr	Bay City, TX (Bay City HS)
30	Kendall Denson	RB	5-9	205	R-Jr	Marion, LA (Grambling HS)
31	Reginald Boykins	RB	6-2	230	R-Sr	Houston, TX (North Shore HS)
33	Jarius Moore	LB	5-11	220	So	Houston, TX (North Shore HS)
35	Dominique Wilson	RB	5-10	145	Fr	Fresno, TX (Hightower HS)
36	Damond Pierce	DB	6-2	180	Fr	Edgard, LA (West St. John HS)
38	Wilbert Ortis	K/P	5-10	215	R-Jr	Houston, TX (Madison HS)
39	Steven White	DB	5-9	175	R-Sr	Dayton, OH (Dunbar HS)
40	Brandon Thomas	DB	5-10	190	Sr	Houston, TX (Texas Lutheran)
41	Ameer Wagner	LB	6-1	201	R-Fr	Fairborn, OH (Fairborn HS)
42	Arthell Wyre	DL	6-2	280	R-So	Baton Rouge, LA (McKinley HS / Shaw)
43	Joshua Taylor	FB	5-8	225	Fr	Houston, TX (Alief Elsik HS)
44	Amir Bloom	DL	6-4	245	R-So	Miami, FL (Northwestern HS)
45	Quinton Salsberry	DL	6-3	230	R-Jr	Chatham, LA (Grambling HS)
46	Cory Carter	K/P	5-10	185	So	Raymond, MS (Calloway HS)
47	Jonathan Black	LB	5-10	205	R-Fr	Houston, TX (Aldine HS)
48	Eric Medina	K/P	5-9	170	Fr	La Porte, TX (La Porte HS)
49	Denzel Dortch	TE	6-2	245	Jr	Benton Harbor, MI (Benton Harbor HS)
50	Adrian Gamble	DL	6-4	265	Jr	Racine, WI (Scottsdale CC)
52	William Jackson, II	OL	6-1	265	Fr	Tampa FL (Tampa Bay Tech HS)
53	Gary Holmes	LB	5-11	225	So	New Orleans, LA (St. Augustine HS)
54	Glenn Jackson	OL	6-2	290	R-So	Miramar, FL (Shaw)
55	Vincent Holder	LB	5-10	225	R-Sr	Washington, MD (Friendly HS)
56	Donovan Swint	LB	6-2	220	Jr	Chicago, IL (DuPage HS)
57	LaKendric Conley	LB	6-0	235	Jr	Lambert, MS (Coahoma CC)

ALPHABETICAL

No	Name	Pos
91	Tory Allen-Ford	TE
20	Adefemi "Femi" Adekeye	SS
24	Rudolfo "Rudy" Alonzo	RB
17	Jeff Anderson	QB
26	Zack Bamijoko	LB
47	Jonathan Black	LB
95	Jerome Blankenship	TE
44	Amir Bloom	DL
31	Reginald Boykins	RB
94	Robert Boykins	OL
93	Greg Brady	DL
64	Keith Brock	OL
96	Vincent Brown	DL
82	Darius Callies	WR
84	Steven Carpenter	WR
18	Earnest Carrington	QB
46	Cory Carter	P
4	Homer Causey	QB
77	Brandon Charles	OL
11	Jay Christophe	QB
85	Larry Clark, III	WR
97	Darius Collins	DL
57	LaKendric Conley	LB
2	Malik Cross	WR
30	Kendall Denson	RB
49	Denzel Dortch	TE
89	Zachary Faires	TE
50	Adrian Gamble	DL
8	Ernest Gilley	DL
72	Corey Grinner	OL
76	Kenneth Hall	OL
55	Vincent Holder	LB
69	Marvin Hollie, Jr.	OL
53	Gary Holmes	LB
23	Michael Holmes	DB
54	Glenn Jackson	OL
71	Adrian Jackson	OL
52	William Jackson	OL
21	Demetrius Johnson	DB
14	Tracy Johnson	QB
10	Justice Jones	QB
87	Jacolby Joseph	WR
19	Elston Lane, Jr.	WR
78	Earnest Lang	OL
12	Salvador "Sal" Martinez	DB
90	Derrick McWilliams	DE
48	Eric Medina	PK
91	Donald Mesier	DL
28	Erick Mitchell	DB



2013 ROSTER

NUMERICAL "continue"

No.	Name	Pos	Ht	Wt	Cl	Hometown (Previous School)
64	Keith Brock	OL	6-3	280	R-Fr	Fayetteville, GA (Fayette County HS)
69	Marvin Hollie, Jr.	OL	6-3	330	R-Jr	Houston, TX (Madison HS)
71	Adrian Jackson	OL	6-2	294	Fr	Longview, TX (Longview HS)
72	Corey Grinner	OL	6-4	315	Fr	Zachry, LA (Zachry HS)
73	Brandon Wright	DL	6-2	308	Fr	Fresno, CA (Edison HS)
74	Kendrick Williams	OL	6-4	310	Jr	Houston, TX (Klein Forest HS)
76	Kenneth Hall	OL	6-6	330	R-Sr	Plainfield, NJ (Plainfield HS)
77	Brandon Charles	OL	6-3	290	So	New Orleans, LA (Lake Dallas HS)
78	Earnest Lang	OL	6-4	320	Jr	Columbus, MS (East Mississippi CC)
81	Billy Rosenberg	TE	6-5	230	So	Memphis, TN (Memphis Raleigh Egypt HS)
82	Darius Callies	WR	5-11	180	R-Fr	Edna, TX (Edna HS)
84	Steven Carpenter	WR	6-0	195	So-R	Tulsa, OK (Utah)
85	Larry Clark, III	WR	6-0	155	Fr	Scotlandville HS/Baker, LA
87	Jacoby Joseph	WR	6-0	180	R-Jr	Houston, TX (Westfield HS)
89	Zachary Faires	TE	6-3	220	So	Edinburg, TX (Edinburg HS)
90	Derrick McWilliams	DE	6-3	260	R-Jr	Houston, TX (New Mexico Military Institute)
91	Donald Mesier	DL	6-2	255	Fr	Homestead, FL (South Dade HS)
92	Darius Taylor	DL	6-3	290	So	Houston, TX (North Shore HS)
93	Greg Brady	DL	6-2	315	Sr	Orange, GA (Santa Ana College)
94	Robert Boykins	OL	6-4	270	R-Sr	Houston, TX (North Shore HS)
95	Jerome Blankenship	TE	6-3	230	R-Fr	Corpus Christi, TX (West OSO HS)
96	Vincent Brown	DL	6-1	260	Jr	Shreveport, LA (Eisenhower HS)
97	Darius Collins	DL	6-2	275	So	Houston, TX (Westfield HS)
98	Justin Wheat	DL	6-4	250	Sr	Houston, TX (Westfield HS)
99	Torrin Young	DL	6-2	275	Fr	Miami, FL (Norland HS)

2013 NEWCOMERS

No	Name	Pos	Ht	Wt	CL	Hometown (Previous School)
2	Malik Cross	WR	5-11	185	R-So	Fort Washington, MD (Shaw)
4	Homer Causey	QB	6-0	190	R-So	Atlanta, GA (Benjamin Mays HS / Shaw)
7	Daveonn Porter	RB	5-9	175	Jr	Memphis TN (Coahoma CC)
11	Jay Christophe	QB	6-4	205	Fr	Addis, LA (Brusly, HS)
12	Salvador "Sal" Martinez	DB	5-11	190	R-Fr	Edinburg, TX (Edinburg HS / UTSA)
13	Mario Smalls	QB	6-2	220	Fr	Plano, TX (Plano East HS)
14	Tracy Johnson	QB	6-2	183	Fr	St. Petersburg, FL (Lakewood HS)
15	Jamal Small	QB	6-3	215	R-Jr	Asbury, NJ (Dean College)
18	Earnest Carrington	QB	6-3	210	So-R	Humble, TX (UL-Monroe)
20	Adefemi "Femi" Adekeye	SS/LB	6-0	185	R-Jr	Richmond, TX (Travis HS / UTSA)
21	Demetrius Johnson	DB	6-1	180	Fr	Memphis, TN (Westwood HS)
35	Dominique Wilson	RB	5-10	145	Fr	Fresno, TX (Hightower HS)
36	Damond Pierce	DB	6-2	180	Fr	Edgard, LA (West St. John HS)
42	Arthell Wyre	DL	6-2	280	R-So	Baton Rouge, LA (McKinley HS / Shaw)
43	Joshua Taylor	FB	5-8	225	Fr	Houston, TX (Alief Elsik HS)
48	Eric Medina	P/K	5-9	170	Fr	La Porte, TX (La Porte HS)
50	Adrian Gamble	DL	6-4	265	Jr	Racine, WI (Scottsdale CC)
51	Keith Brock	OL	6-3	280	R-Fr	Fayetteville, GA (Fayette County HS)
52	William Jackson	OL	6-1	265	Fr	Tampa FL (Tampa Bay Tech HS)
54	Glenn Jackson	OL	6-2	290	R-So	Miramar, FL (Shaw)
56	Donovan Swint	LB	6-2	220	Jr	Chicago, IL (DuPage HS)
57	LaKendric Conley	LB	6-0	235	Jr	Lambert, MS (Coahoma CC)
71	Adrian Jackson	OL	6-2	294	Fr	Longview, TX (Longview HS)
72	Corey Grinner	OL	6-4	315	Fr	Zachry, LA (Zachry HS)
73	Brandon Wright	DL	6-2	308	Fr	Fresno, CA (Edison HS)
78	Earnest Lang	OL	6-4	320	Jr	Columbus, MS (East Mississippi CC)
84	Steven Carpenter	WR	6-0	195	So-R	Tulsa, OK (Utah)
85	Larry Clark, III	WR	6-0	155	Fr	Scotlandville HS/Baker, LA
91	Donald Mesier	DL	6-2	255	Fr	Homestead, FL (South Dade HS)
96	Vincent Brown	DL	6-1	260	Jr	Shreveport, LA (Eisenhower HS)
99	Torrin Young	DL	6-2	275	Fr	Miami, FL (Norland HS)

ALPHABETICAL "continue"

No	Name	Pos
33	Jarius Moore	LB
38	Wilbert Ortis	P
27	Tony Peoples	RB
16	Edward Perkins-Loving	RB
3	Jaquaa Peters	WR
36	Damond Pierce	DB
1	Fred Plummer	WR
7	Daveonn Porter	RB
88	Quintin Powell	WR
25	Trenton Richmond	WR
81	Billy Rosenberg	TE
45	Quinton Salsberry	DL
6	Dedric Shipman	WR
22	Remond Silas	DB
15	Jamal Small	QB
13	Mario Smalls	QB
56	Donovan Swint	LB
92	Darius Taylor	DL
43	Joshua Taylor	FB
40	Brandon Thomas	DB
9	Darveon Trahan	DB
41	Ameer Wagner	LB
5	Tray Walker	DB
98	Justin Wheat	DL
39	Steven White	DB
29	Le'Tevin Wilcox	DB
74	Kendrick Williams	OL
35	Dominique Wilson	RB
73	Brandon Wright	DL
42	Arthell Wyre	DL
99	Torrin Young	DL

**16
SENIORS**

**20
JUNIORS**

**17
SOPHOMORES**

**25
FRESHMEN**




Top Returning Players



#1 Fred Plummer

WIDE RECEIVER SENIOR 6-0 190 Memphis, TN

Fred Plummer played in 11 games and started 7 in 2012. He led the team with 34 catches for 534 yards and two touchdowns. He averaged 15.7 yards per catch and 48.5 yards a game. His season high for receiving yards was against Prairie View A&M where he had five receptions for 142 yards. He had the most catches against Alcorn State, six receptions for 80 yards. His longest catch was 64 yards against PV. Plummer also had two punt returns for 1 yard.



#5 Tray Walker

DEFENSIVE BACK JUNIOR 6-3 190 Miami, FL

Tray Walker played in 10 games and started 8 in 2012. He was fourth on the team in tackles with 45 overall and 33 unassisted. He had 1 TFL for -8 yards, 2 interceptions for 21 yards, 1 pass breakup and 1 fumble recovery. His best game for tackles was against North Texas where he recorded 11 total tackles (7 UA). He also had 8 tackles against Prairie View and Mississippi Valley. His longest interception return was 20 yards against Prairie View A&M.

2011-Played in 11 games and started 9. He recorded 22 tackles with 17 unassisted. He had 3 interception returns for 59 yards, 8 pass breakups and 1 fumble recovery. His high game was 6 tackles against Alabama State. He had a 42 yard interception return against Alcorn and 3 pass breakups against Southern.



6 Dedric Shipman

WIDE RECEIVER R-SENIOR 6-2 200 Norcross, GA

Dedric Shipman played in 9 games in 2012. He was second on the team with 25 catches for 282 yards. He averaged 11.3 yards per catch and 31.3 yards per game. Shipman's best receiving game was 6 catches for 91 yards against Southern University. His longest catch was 37 yards against Southern. Shipman had 1 kick-off return for no yards.

2011-Played in 5 games. He had 6 receptions for 43 yards and 1 touchdown. He averaged 7.2 yards per catch and 8.6 yards per game. His game high was 3 catches against Alcorn for 20 yards. His 14 yard touchdown reception was against Texas College.

2010-Played in 4 games. He recorded 2 solo tackles.

2009-Redshirt



#8 Ernest Gilley

DEFENSIVE LINE R-SENIOR 6-3 250 Orlando, FL

Ernest Gilley played in 10 games with 10 starts in 2012. He had 22 tackles with 10 unassisted. He had 4 TFL for 114 yards, 1 sack for -2 yards and 1 pass breakup. Gilley had 5 total tackles against North Texas and 1.5 TFL against Prairie View A&M and Alabama State.

2011-Played in 10 games and started 7. He recorded 13 tackles with 7 unassisted. He had 4.5 TFL for -36 yards, 1 sack, 3 pass breakups and 1 fumble recovery. Gilley's game high was 4 tackles against Alabama State.

2010-Played in 8 games and started 2. He recorded 4 tackles with 3 unassisted, 1 TFL for -10 yards and 1 quarterback hurry. His game high was 2 tackles against Prairie View A&M.

2009-Redshirt



Top Returning Players



#9 Darveon Trahan

DEFENSIVE BACK R-JUNIOR 6-4 200 Houston, TX

Darveon Trahan played in 5 games with 2 starts in 2012. He broke his hand midway through the season. Trahan had 14 tackles with 5 unassisted and 1 forced fumble. His best game of the season was against Jackson State where he recorded 5 solo tackles and a forced fumble.

2011-Played in 10 games with 6 starts. He had 33 tackles with 22 unassisted. He recorded 1 TFL for -8 yards, 1 interception, 1 quarterback hurry and 1 fumble recovery. His game high was 8 tackles against Alcorn. He also had a reception for 14 yards against Alcorn


2010-Redshirt



16 Edward Perkins-Loving

RUNNING BACK SENIOR 6-2 205 San Antonio, TX

Edward Perkins-Loving played in 11 games with 2 starts in 2012. He led the Tigers in rushing with 124 carries for 553 yards and 3 touchdowns. He averaged 4.5 yards per carry and 50.3 yards per game. Perkins-Loving's best rushing game was against Grambling State where he carried the ball 19 times for 128 yards. His longest rush was 43 yards against Jackson State. He had 2 rushing touchdowns against Prairie View A&M. He had 5 catches for 27 yards and 13 kickoff returns for 331 yards. His longest return was 49 yards against Arkansas-Pine Bluff. He also had two tackles during the season against Alabama A&M and Alabama State.



#22 Remond Silas

DEFENSIVE BACK SENIOR 5-10 185 Houston, TX

Remond Silas played in 9 games in 2012. He had 11 tackles with 9 unassisted. His best game was against Sam Houston State where he recorded 4 solo tackles. He also returned a kickoff for 7 yards.



#23 Michael Holmes

DEFENSIVE BACK R-JUNIOR 6-2 185 Houston, TX

Michael Holmes played in 10 games with 4 starts in 2012. He recorded 20 tackles with 14 unassisted. He had 1 TFL for -12 yards and 3 pass breakups. Holmes' best game was against Alcorn State where he recorded 6 tackles and 3 pass breakups. His TFL was against Grambling State.

2011-Played in 10 games as a wide receiver and kick return specialist. He had 8 receptions for 168 yards and 1 touchdown. He averaged 21 yards per catch and 16.8 yards per game. Holmes' high game was 2 catches for 87 yards against Texas College. He also had his longest catch of 50 yards in that game. He had 4 kickoff returns for 50 yards. His longest return was 22 yards against Central State (Ohio). He also had 5 tackles.



#25 Trenton Richmond

WIDE RECEIVER SOPHOMORE 5-8 180 Houston, TX

Trenton Richmond played in 11 games in 2012 on special teams. He led the team in punt returns and kickoff returns. He had 4 punt returns for 27 yards with a 6.8 average. His longest was 15 yards against Mississippi Valley. He had 30 kickoff returns for 526 yards with a 17.5 average. His longest return was 36 yards against Prairie View A&M. His best return game was against Alabama A&M where he returned 6 kickoffs for 106 yards.



Top Returning Players



#27 Tony Peoples

RUNNING BACK SENIOR 5-9 175 The Colony, TX

Tony Peoples played in 11 games with 4 starts in 2012. He had 45 carries for 165 yards. He averaged 3.7 yards per carry and 15 yards per game. Peoples' best game was against Alcorn State where he rushed 13 times for 55 yards. He also recorded his longest rush of the season in that game, 21 yards. He had 5 catches for 31 yards and 3 kickoff returns for 40 yards. He had a 20 yard kickoff return against Jackson State, his longest of the season.



#29 Le'Tevin Wilcox

DEFENSIVE BACK R-JUNIOR 5-11 185 Bay City, TX

Le'Tevin Wilcox played in 10 games with 4 starts in 2012. He was second on the team in tackles with 54 (30 unassisted). He had 2 TFL for -4 yards, 3 interception returns for 73 yards, 1 pass breakup, 1 fumble recovery for a 33 yard touchdown and 2 forced fumbles. Wilcox's game high was 9 tackles against Sam Houston. He had a 40 yard interception return against Alabama State and a 33 yard interception return against Arkansas-Pine Bluff. His fumble recovery touchdown was against Prairie View A&M. He was named to the 2013 Preseason All-SWAC Second Team.

2011-Played in 11 games and started 5. Finished 3rd on the team with 38 tackles (29 unassisted). He had 2 TFL for -9 yards and 2 blocked kicks. His game high 6 tackles was against Mississippi Valley.

2010-Redshirt



#30 Kendall Denson

RUNNING BACK JUNIOR 5-9 205 Marion, LA

Kendall Denson played in 11 games with 9 starts in 2012. He had 45 carries for 118 yards. He averaged 2.6 yards per carry and 10.7 yards per game. He also had 10 catches for 32 yards. His season high was against Prairie View A&M where he had 9 carries for 30 yards. His longest rush was 17 yards against PV.

2011-Played in 7 games. He recorded 3 tackles and 1 blocked kick.



#33 Jarius Moore

LINEBACKER SOPHOMORE 5-11 220 Houston, TX

Jarius Moore played in 10 games with 1 start in 2012 as a true freshman. He had 32 tackles with 20 unassisted. He had 2.5 TFL for -3 yards, 1 interception, 2 pass breakups and 1 quarterback hurry. Moore's game high was 9 tackles against Sam Houston State.



#40 Brandon Thomas

DEFENSIVE BACK SENIOR 5-10 190 Houston, TX

Brandon Thomas played in 10 games with 4 starts in 2012. He had 44 tackles with 25 unassisted. His game high was against Alcorn State where he recorded 9 tackles.



Top Returning Players



#44 Amir Bloom
DEFENSIVE LINE R-SOPHOMORE 6-4 245 Miami, FL

Amir Bloom played in 11 games with 6 starts in 2012 as a redshirt freshman. He had 25 tackles with 17 unassisted. He was second on the team with 8 TFL for -28 yards. He had 1 sack, 1 quarterback hurry, 1 fumble recovery and 2 forced fumbles. Bloom's game highs were 5 tackles against Sam Houston and Alcorn State. He had 2 TFL for -12 yards, a sack, a fumble recovery and a forced fumble against Jackson State.

2011-Redshirt



#45 Quinton Salsberry
DEFENSIVE LINE R-JUNIOR 6-3 230 Chatham, LA

Quinton Salsberry played in 9 games with 6 starts in 2012. He recorded 12 tackles with 6 unassisted. He had 1 TFL for -4 yards, 1 sack and 1 pass breakup. Salsberry's game high was 4 tackles against Alabama A&M.

2011-Played in 2 games in 2011.

2010-Redshirt



#46 Cory Carter
KICKER/PUNTER SOPHOMORE 5-10 185 Raymond, MS

Cory Carter played in 9 games in 2012. He had 20 kickoffs for 1104 yards. He averaged 55.2 yards per kick with 5 touchbacks and 1 out of bounds. His longest kickoff was 66 yards against Grambling. Carter's game high was 4 kickoffs for 250 yards against Grambling. He averaged 62.5 yards in that game. He made 1 of 2 extra point attempts against Alabama A&M. He also had 1 tackle.



#69 Marvin Hollie, Jr.
OFFENSIVE LINE R-JUNIOR 6-3 330 Houston, TX

Marvin Hollie played in 8 games and started 4 in 2012.

2011 – Played in 7 games and started 5.

2010-Redshirt



#74 Kendrick Williams
OFFENSIVE LINE JUNIOR 6-4 310 Houston, TX

Kendrick Williams started all 11 games in 2012.

2011- Played in 4 games



Top Returning Players



#76 Kenneth Hall

OFFENSIVE LINE R-SENIOR 6-6 330 Plainfield, NJ

Kenneth Hall started all 11 games in 2012.

2011-Started all 11 games.

2010-Played in 5 games.

2009-Redshirt



#81 Billy Rosenberg

TIGHT END R-SOPHOMORE 6-5 230 Memphis, TN

Billy Rosenberg played in 8 games and started 5 in 2012. He had 5 catches for 95 yards and 1 touchdown. He averaged 13.2 yards per catch and 8.2 yards per game. He also had 1 kickoff return for no yards. Rosenberg's game high was 2 catches against Southern for 14 yards. His longest reception was 23 yards against Alabama A&M for a touchdown.



#90 Derrick McWilliams

DEFENSIVE END R-JUNIOR 6-3 260 Houston, TX

Derrick McWilliams played in 9 games and started 8 in 2012. He had 19 tackles with 12 unassisted. He had 5.5 TFL for -20 yards, 1 sack and 1 forced fumble. McWilliams had 3 games where he recorded 4 tackles this season.



#94 Robert Boykins

OFFENSIVE LINE R-SENIOR 6-2 270 Houston, TX

Robert Boykins played in 8 games and started 6 in 2012 where he played on the defensive line. He had 16 tackles with 6 unassisted. He recorded 2.5 TFL for -5 yards and 1 sack. Boykins' game high was 4 tackles against Southern. He had 2 TFL and 1 sack against Grambling.

2011-Played in 8 games and started 2 as a defensive player. He had 4 tackles with 1 unassisted, 2 TFL for -2 yards and 1 sack. His game high was 2 tackles and 1 TFL against Texas College.


2010-Redshirt



#93 Greg Brady

DEFENSIVE LINE SENIOR 6-2 275 Miami, FL

Greg Brady played in 5 games and started 3 in 2012. He recorded 11 tackles with 6 unassisted. He had 2.5 TFL for -6 yards. Brady's game high was 6 tackles against Mississippi Valley.



2013 COACHES

ASSISTANT COACHES

Darrell Asberry was named head coach of the Texas Southern Tigers football team in December 2011 by athletics director Dr. Charles McClelland. Asberry was the head coach at Shaw University in Raleigh, North Carolina for the past five seasons.

As head coach, Asberry had a 40-25 overall record and a 30-13 conference record at Shaw. He captured three CIAA Championships in five seasons (2007, 2008 & 2010).

His teams ranked at the top in the nation both offensively and defensively. He also boasts an impressive graduation rate for his players.

Asberry served as offensive coordinator at North Carolina Central, Albany State, and Jackson State. The Baton Rouge, Louisiana native played quarterback at Jackson State where he received a bachelor's of science degree in Criminal Justice.

Asberry is the 15th football head coach in TSU history. He is the proud father of two daughters, Arabria and Armarni, and one son, Armariyan.

Career Highlights

- ▶ 3 CIAA Football Championship Titles: 2007, 2008 & 2010 (First Back to Back in School History)
- ▶ Western Division Championship Titles: 2007, 2008 & 2010
- ▶ 2008 Shaw ranked #1 in NCAA Division II in Rushing Defense, Tackles for Loss, Sacks & Total Defense
- ▶ 2008 Placed 6th in NCAA in scoring offense with 42 points per game
- ▶ Produced two CIAA Defensive Players of the Year & one AFCA All-American
- ▶ 2007-2009 Graduated 35 players
- ▶ 2010-2011 Graduated 18 players
- ▶ 3-Time Pigskin Club of Washington, DC - CIAA Coach of the Year (2007, 2008 & 2010)
- ▶ 2010 100% Wrong Club Coach of the Year
- ▶ 4-year Overall record 34-10 / Conference record 27-4



Carl Roberts
Asst. Head Coach/Offensive Line



Greg Johnson
Assoc. Head Coach/CB



Michael Vite
Defensive Coordinator



David Gerald
Defensive Line



Cedric Thornton
Linebackers



Grailyn Pratt
Quarterbacks



TC Taylor
Wide Receivers/ Recruiting Coordinator



Lewis Tillman
Running Backs



Marshall Hayes
Head Coach - Strength & Conditioning



Gino Simoni
Director of FB Ops / QB



2013 TSU OUTLOOK

The sky is the limit for the Texas Southern Tigers football program. Second year head coach Darrell Asberry has a renewed vigor about his team's future now that the road ahead is clear regarding the NCAA sanctions and APR issues.

"We have a clean slate and know the direction our program is heading," said Asberry. "Our future is bright and we are building toward championship status."

While there are brighter days ahead, the Tigers must dredge through the aftermath of the NCAA sanctions. TSU's post-season ban ends in 2014 and the no spring training has put them behind the eight ball. Despite the setbacks, the Tigers are setting the course now to build the foundation for the breakout seasons to come. "We are fine with the post season bans. We will use this time to build and when that time comes, we will be ready to make our push," Asberry said.

The fun starts now however, with the 2013 season. Asberry and his coaching staff have stacked the team with the championship caliber players for the future. The 2013 Tigers will have a new look and a new attitude. These guys are accustomed to Asberry's style of play and they are being molded to win. Their focus for this season is "One Team, One Mission."

DEFENSE

The biggest change for Texas Southern will be on defense. Asberry brought in two new coaches for 2013. Michael Vite takes over as defensive coordinator and Cedric Thornton will coach the linebackers. Vite has a wealth of experience and success throughout his more than 30-year career. Thornton was the defensive coordinator at Alabama State before coming to TSU. Coach Asberry says the mixture of old blood and new blood is what the Tigers need to ignite a defense that is undersized but fast. Asberry says the key will be for the defense to play as a unit and swarm to the ball.

Secondary

The Tigers' secondary will be the most experienced defensive unit on the field. Junior defensive back Tray Walker and redshirt senior defensive back Steve White will lead that group. Walker had 2 interceptions and 45 tackles in 2012. He's athletic, long and works extremely hard to improve. White is very physical and has the size and speed to also play linebacker and strong safety. He had 34 tackles and 1 interception before suffering an injury near the end of the season. White is fully recovered and is expected to be a playmaker on the defensive side of the ball. Darveon Trahan will return to the safety position after suffering a hand injury at the beginning of last season. Trahan has great hands and can break on the ball very well.

Linebackers

The linebackers will be young, but physical. Although only a sophomore, Jarius Moore will be the veteran among this group. Moore played as a true freshman and showed he's not afraid to fill the gaps. He recorded 32 tackles and 2.5 TFL in his first season. Coach Asberry says Moore matured quickly in his first season while making more good plays than not as a true freshman. Redshirt freshman Zack Bamijoko will play alongside Moore. Bamijoko is a very physical downhill player who will not shy away from contact.

Defensive Line

The defensive line will be a mixture of old and new. Redshirt sophomore Amir Bloom and redshirt juniors Derrick McWilliams and Quinton Salsberry had a decent season in 2013. Bloom led the team in TFL (8.0 -28) with 25 tackles and 1 sack. McWilliams recorded 5.5 TFL while Salsberry had 12 tackles and 1 sack. The junior transfer Adrian Gamble (6-4, 265) and freshman Torrin Young (6-2, 275) will join the veterans on the front line. Both players are extremely aggressive and they are expected to make an immediate impact and help the defense move people around. Senior Greg Brady is a skilled strong defensive tackle with power who returns after suffering an injury at the start of last season.

OFFENSE

The strength of the 2013 Tigers will be on offense. The units are loaded with talent. The challenge will be developing team chemistry since the Tigers did not have spring training this season. Coach Asberry is an offensive guy and he'll find away to make the team gel and produce what should be an explosive offensive threat.

Offensive Line

Texas Southern's transformation started upfront with the offensive line. The Tigers are bigger, stronger and more physical with the additions of newcomer Ernest Lane (6-4, 320), along with Keith Brock (6-3, 300) and Glen Jackson

(6-2, 295), who sat out last season. Senior Kenneth Hall (6-6, 300) and junior Kendrick Williams (6-4, 310) are the returning veterans who will help lead the offensive force upfront. TSU's offensive line is expected to push some people around and create opportunities for the recharged backfield.

Running Backs

Edward Perkins-Loving was TSU's leading rusher last season averaging 4.5 yards a carry. He can also catch the ball out of the backfield. Perkins-Loving will have some company from Daveonn Porter, one of the top ranked junior college running backs in the country. Rudy Alonzo will be the bruiser out of the backfield. He played special teams in 2013, but he is a very physical running back who would prefer to run over rather than around his opponent. Tony Peoples and Kendall Denson are two other quality backs who will provide depth to the position.

Quarterbacks

Filling the quarterback position will be intriguing to watch. The top three spots are up for grabs and none of the nine quarterbacks on the roster have played a down at Texas Southern. Redshirt junior Jamal Smalls has a slight edge because he has been in the system for a season. The 6-3, 215 pound redshirt junior is a pocket passer with a very strong arm. Homer Causey is another top contender. He played for Coach Asberry at Shaw. Causey is athletic and makes good decisions but he has not practiced in three semesters. TSU beat out a number of other programs to land Jay Christophe. The 6-4, 205, freshman was named MVP in the Texas vs. Louisiana game. Christophe is a special athlete. He is a big guy who can run and make all the throws. He also has a high football IQ. Freshman Tracy Johnson is an outstanding athlete who can beat you with his feet and his arm. The Tigers also picked up Mario Smalls, the younger brother of former TSU quarterback Rico Smalls. Smalls is tough and physical. He can throw and run well. Coach Asberry says he has the quarterbacks to play any style he wants. They can get the ball down the field, read zones or make plays with their feet. "The bottom line is...I need a leader," said Asberry. "I'm looking for the guy who the team will rally around and who can take a game over and win two or three games himself."

Wide Receivers

Whoever wins the starting quarterback role will have an arsenal of targets at the wide receiver position. The receiver corps will be fast, quick and versatile. The top returning receivers are seniors Fred Plummer and Dedric Shipman. Plummer was the leading receiver in 2013 with 34 catches for 534 yards and 2 touchdowns. He also returned punts. Shipman had 25 catches for 282 yards before he was injured. Both receivers are quick and can find the open space. Elston Lane returns after an injury last season. At 6-2, 205 pounds, Lane can use his height to play above his opponents and his speed to run by them. He also has great hands. Malik Cross sat out last season but has been working hard while off the field. The redshirt sophomore is extremely fast, has great hands and he knows the offense. Larry Clark is a freshman from Baton Rouge, LA who is expected to make an immediate impact on the field. Clark runs good routes and has a knack for creating space and getting first downs.

Tight End

Billy Rosenberg will be the big target from the tight end position. He caught five passes for 66 yards and a touchdown last season. Rosenberg is an excellent blocker and he has soft hands. He slimmed down while playing basketball last season which allows him to be more versatile as he can play slot receiver position as well. Rosenberg is a student of the game.

Schedule

Texas Southern has five home games this season in BBVA Compass Stadium. The first will be the Labor Day Classic against Prairie View A&M on August 31st. Alabama State is on October 5th and the Tigers will face Alcorn for homecoming on October 19th. TSU will host Howard University on November 16th to end the season. It will be the first meeting between the two teams since 2003. Texas Southern will travel to Huntsville, Texas for a rematch against Sam Houston State. The Tigers will face Jackson State, Alabama A&M, Arkansas-Pine Bluff, Grambling State and Mississippi Valley State on the road.

This season marks a new beginning for the Tigers. Fans should expect lots of excitement when the Tigers take the field now that Coach Asberry has the offensive weapons to put points on the board as well as fast and attacking defensive unit.





2013 TSU OUTLOOK

Texas Southern Tigers (2-7 / 2-8)

NO	NAME	POS	HT	WT	CL	HOMETOWN (High School)
1	Fred Plummer	WR	6-0	190	Sr	Memphis, TN (Coahoma CC)
2	Malik Cross	WR	5-11	185	R-So	Fort Washington, MD (Shaw)
3	Jaquaa Peters	WR	5-10	175	Sr	Columbia, MS (Pearl River CC)
4	Homer Causey	QB	6-0	190	R-So	Atlanta, GA (Benjamin Mays HS / Shaw)
5	Tray Walker	DB	6-2	180	Jr	Miami, FL (Northwestern HS)
6	Dedric Shipman	WR	6-2	200	R-Sr	Norcross, GA (Meadow Creek HS)
7	Daveonn Porter	RB	5-9	175	Jr	Memphis TN (Coahoma CC)
8	Ernest Gilley	DL	6-3	250	R-Sr	Orlando, FL (Dr. Phillips)
9	Darveon Trahan	DB	6-4	200	R-Jr	Houston, TX (Yates HS)
10	Justice Jones	QB	6-0	185	So	Patterson, LA (Patterson HS)
11	Jay Christophe	QB	6-4	205	Fr	Addis, LA (Brusly, HS)
12	Salvador "Sal" Martinez	DB	5-11	190	R-Fr	Edinburg, TX (Edinburg HS / UTSA)
13	Mario Smalls	QB	6-2	220	Fr	Plano, TX (Plano East HS)
14	Tracy Johnson	QB	6-2	183	Fr	St. Petersburg, FL (Lakewood HS)
15	Jamal Small	QB	6-3	215	R-Jr	Asbury, NJ (Dean College)
16	Edward Perkins-Loving	RB	5-9	175	Sr	San Antonio, TX (New Mexico Military)
17	Jeff Anderson	QB	6-2	205	Sr	Dixon, CA (Contra Costa CC)
18	Earnest Carrington	QB	6-3	210	So-R	Humble, TX (UL-Monroe)
19	Elston Lane, Jr.	WR	6-2	205	So	Miami, FL (Miami Northwestern HS)
20	Adefemi "Femi" Adekeye	SS/LB	6-0	185	R-Jr	Richmond, TX (Travis HS / UTSA)
21	Demetrius Johnson	DB	6-1	180	Fr	Memphis, TN (Westwood HS)
22	Remond Silas	DB	5-10	185	Sr	Houston, TX (Ross Sterling HS)
23	Michael Holmes	DB	6-2	185	R-Jr	Houston, TX (Jones HS)
24	Rudolfo "Rudy" Alonzo	RB	5-9	185	So	Corpus Christi, TX (Corpus King HS)
25	Trenton Richmond	WR	5-8	180	So	Houston, TX (Klein Forest HS)
26	Zack Bamijoko	LB	6-1	240	R-Fr	Missouri City, TX (Fort Bend Elkins HS)
27	Tony Peoples	RB	5-9	175	R-Sr	The Colony, TX (Tulsa)
28	Erick Mitchell	DB	6-1	205	R-Fr	The Colony, TX (The Colony HS)
29	Le'Tevin Wilcox	DB	5-11	185	R-Jr	Bay City, TX (Bay City HS)
30	Kendall Denson	RB	5-9	205	R-Jr	Marion, LA (Grambling HS)
31	Reginald Boykins	LB	6-2	230	R-Sr	Houston, TX (North Shore HS)
33	Jarius Moore	LB	5-11	220	So	Houston, TX (North Shore HS)
35	Dominique Wilson	RB	5-10	145	Fr	Fresno, TX (Hightower HS)
36	Diamond Pierce	DB	6-2	180	Fr	Edgard, LA (West St. John HS)
38	Wilbert Ortis	K/P	5-10	215	R-Jr	Houston, TX (Madison HS)
39	Steven White	DB	5-9	175	R-Sr	Dayton, OH (Dunbar HS)
40	Brandon Thomas	DB	5-10	190	Sr	Houston, TX (Texas Lutheran)
41	Ameer Wagner	LB	6-1	201	R-Fr	Fairborn, OH (Fairborn HS)
42	Arthell Wyre	DL	6-2	280	R-So	Baton Rouge, LA (McKinley HS / Shaw)
43	Joshua Taylor	FB	5-8	225	Fr	Houston, TX (Alief Elsik HS)
44	Amir Bloom	DL	6-4	245	R-So	Miami, FL (Northwestern HS)
45	Quinton Salsberry	DL	6-3	230	R-Jr	Chatham, LA (Grambling HS)
46	Cory Carter	K/P	5-10	185	So	Raymond, MS (Calloway HS)
47	Jonathan Black	LB	5-10	205	R-Fr	Houston, TX (Aldine HS)
48	Eric Medina	K/P	5-9	170	Fr	La Porte, TX (La Porte HS)
49	Denzel Dortch	TE	6-2	245	Jr	Benton Harbor, MI (Benton Harbor HS)
50	Adrian Gamble	DL	6-4	265	Jr	Racine, WI (Scottsdale CC)
52	William Jackson	OL	6-1	265	Fr	Tampa FL (Tampa Bay Tech HS)
53	Gary Holmes	LB	5-11	225	So	New Orleans, LA (St. Augustine HS)
54	Glenn Jackson	OL	6-2	290	R-So	Miramar, FL (Shaw)
55	Vincent Holder	LB	5-10	225	R-Sr	Washington, MD (Friendly HS)
56	Donovan Swint	LB	6-2	220	Jr	Chicago, IL (DuPage HS)
57	LaKendric Conley	LB	6-0	235	Jr	Lambert, MS (Coahoma CC)
64	Keith Brock	OL	6-3	280	R-Fr	Fayetteville, GA (Fayette County HS)
69	Marvin Hollie, Jr.	OL	6-3	330	R-Jr	Houston, TX (Madison HS)
71	Adrian Jackson	OL	6-2	294	Fr	Longview, TX (Longview HS)
72	Corey Grinner	OL	6-4	315	Fr	Zachry, LA (Zachry HS)
73	Brandon Wright	DL	6-2	308	Fr	Fresno, CA (Edison HS)
74	Kendrick Williams	OL	6-4	310	Jr	Houston, TX (Klein Forest HS)
76	Kenneth Hall	OL	6-6	330	R-Sr	Plainfield, NJ (Plainfield HS)
77	Brandon Charles	OL	6-3	290	So	New Orleans, LA (Lake Dallas HS)
78	Earnest Lang	OL	6-4	320	Jr	Columbus, MS (East Mississippi CC)
81	Billy Rosenberg	TE	6-5	230	So	Memphis, TN (Memphis Raleigh Egypt HS)
82	Darius Callies	WR	5-11	180	R-Fr	Edna, TX (Edna HS)
84	Steven Carpenter	WR	6-0	195	So-R	Tulsa, OK (Utah)
85	Larry Clark, III	WR	6-0	155	Fr	Baker, LA (Scotlandville HS)
87	Jacoby Joseph	WR	6-0	180	R-Jr	Houston, TX (Westfield HS)
88	Quintin Powell	WR	6-2	185	R-Jr	Houston, TX (Yates HS)
89	Zachary Faires	TE	6-3	220	So	Edinburg, TX (Edinburg HS)
90	Derrick McWilliams	DE	6-3	260	R-Jr	Houston, TX (New Mexico Military Institute)
91	Donald Mesier	DL	6-2	255	Fr	Homestead, FL (South Dade HS)
92	Darius Taylor	DL	6-3	290	So	Houston, TX (North Shore HS)
93	Greg Brady	DL	6-2	315	Sr	Orange, GA (Santa Ana College)
94	Robert Boykins	OL	6-4	270	R-Sr	Houston, TX (North Shore HS)
95	Jerome Blankenship	TE	6-3	230	R-Fr	Corpus Christi, TX (West OSO HS)
96	Vincent Brown	DL	6-1	260	Jr	Shreveport, LA (Eisenhower HS)
97	Darius Collins	DL	6-2	275	So	Houston, TX (Westfield HS)
98	Justin Wheat	DL	6-4	250	Sr	Houston, TX (Westfield HS)
99	Torrin Young	DL	6-2	275	Fr	Miami, FL (Norland HS)

Howard Bison (3-2 / 4-6)

No.	Name	POS	CL	HT	WT	Hometown/Previous School
1	Rodney Tyson	WR	JR	5'9"	175	Evans, GA/ Grovetown HS
2	Matthew Colvin	WR	SO	6'1"	175	Greensboro, NC/ S. Guilford HS
3	William Parker	RB	SO	6'0"	203	Stone Mountain, GA/ Stone Mnt HS
4	Da'Vaun Johnson	QB	FR	6'3"	215	Detroit, MI/ Martin Luther King, Jr. HS
5	Richard Aiyegoro	WR	JR	5'7"	170	Greenbelt, MD/ E. Roosevelt HS
6	Jonathan Booker	WR	SO	5'10"	160	Winston Salem, NC/ M. Tabor HS
7	Greg McGhee	QB	JR	6'3"	208	Pittsburgh, PA/ Perry HS
8	Clayton Gidron	WR	R-SR	6'4"	215	Orangeburg, SC/ Org-Wilkinson HS
9	Tabrian Resby	LB	SR	6'0"	230	Athens, GA/ Cedar Shoals HS
10	Cameron Alston	S	R-JR	6'0"	190	North Augusta, SC/ N. Augusta HS
11	Julian Blair	DB	JR	5'10"	185	Waldorf, MD/ Westlake HS
12	Jamie Cunningham	QB	R-FR	6'4"	215	Greensboro, NC/ S. Guilford HS
13	Godspower Ofor	DE	JR	6'3"	255	Miami, FL/American Senior HS
14	Craig Johnson	DB	SO	5-10	190	Brooklyn, NY/Sch. for Legal Studies
15	Caleb Kindle-Parrish	FB	FR	5'11"	230	College Park, GA/Woodward Acadmy
18	Stewart Hartman	WR	JR	6'3"	170	Gretna, LA/ West Jefferson HS
19	Chase Mitchell	OLB	SR	6'1"	220	Douglasville, GA/ Lithia Springs HS
20	Aquanus Freeman	RB	JR	5'10"	195	New Orleans, LA/ Edna Karr HS
21	Curtis Simmons	DB	SR	6'0"	180	Orangeburg, SC/ Org-Wilkinson HS
22	Tamlin Antoine	DB	R-FR	6'0"	180	Beltsville, MD/ E. Roosevelt HS
23	David Thiel	DB	FR	6'1"	180	New Orleans, LA/Warren Easton HS
24	Julien David	DB	SR	5'11"	205	Coral Springs, FL/ Amer. Heritage HS
25	LeLand Lassiter	DB	FR	5'9"	175	Baltimore, MD/Dunbar HS
26	Jabril Ezell	DB	R-JR	6'0"	200	Washington, DC/ Friendship Coll.Acdy.
27	Terrence Tusan	RB	R-SO	5'6"	150	Dallas, TX/ Eucst Trinity HS
28	Kenneth Russ	DB	R-FR	6'0"	180	Farmington Hills, MI/ Harrison HS
29	Ademola Olatunji	DB	JR	6'4"	195	Riverdale, MD/Parkdale HS
30	Robert Alexander	LB/DB	FR	6'1"	240	Miami, FL/Hallandale HS
31	Darrin Christy	FB	SR	5'10"	210	Long Beach, CA/Smyrna HS
32	DeAndre Price	DB	R-SO	5'10"	178	Washington, DC/ Friendship Coll.Acdy.
33	Anthony Philyaw	RB	FR	6'1"	210	Los Angeles, CA/Redondo Union HS
34	James Williams	SS	SR	5'10"	195	St. Matthews, SC/ Calhoun County HS
35	Khari Brown	LB	SO	6'2"	240	Upper Marlboro, MD/B. McNamara
36	Addison Clopton	RB	R-FR	5'10"	180	Columbus, OH/Pickerington HS
37	John Fleck	P/K	SO	6'2"	215	Indianapolis, IN/ Cathedral HS
38	Travon Hunt	DB	FR	6'1"	180	Lawndale, NC/Burns HS
39	Kevin Gonzalez	OL	R-FR	6'3"	240	Miramar, FL/Miramar HS
40	Devin Rollins	LB	SO	5'11"	240	Miami, FL/ Miami Central HS
41	Jalen Day	LB	R-FR	6'0"	220	Winston Salem, NC/ E. Forsyth HS
42	Deyven Reid	LB	FR	6'3"	215	Miami, FL/Miami Central HS
43	Parker Munoz	K	SR	5'10"	160	San Diego, CA/Sierra HS
44	Tommye Boozer	DE/LB	SO	6'1"	250	Greenbelt, MD/ E. Roosevelt HS
45	Matt Jacobs	K	SR	5'10"	150	Jackson, MS/Callaway HS
46	Jacob Bennett	DB	R-SO	5'10"	200	Richmond, VA/ J.R. Tucker HS
47	Jordan Monette	DB	R-SO	5'10"	195	Houston, TX/ Dobie HS
48	Bryan Jackson	P	SR	6'0"	195	Baton Rouge, LA/ Southern Lab HS
49	Matthew Poulin	LS	SR	5'11"	220	San Diego, CA/St. Augustine HS
50	Travis Brown	LB	FR	6'0"	225	Charlotte, NC/Victory Christian Ctr.
51	Marquese Blanchard	DE	FR	6'3"	245	Miami, FL/ Northwestern HS
52	Eric Pittman	LB	JR	6'2"	225	Mitchellville, MD/ Gonzaga Coll. HS
53	Gregory Daley	LB	SO	6'1"	220	Central Islip, NY/ Central Islip HS
54	Matt Levy	LB	R-FR	5-11	225	Oakland, CA/San Leandro HS
55	Anthony Watters	LB	R-SR	6'0"	220	Baltimore, MD/ Dunbar HS
56	Ibrahimha Kebe	DT	SR	6'2"	290	Washington, DC/ W. Wilson HS
57	Zachary Mills	LB	R-FR	5-6	180	Lanham, MD/DuVal HS
58	Toree Boyd	OL	FR	6-4	290	Miami, FL/Miami Central HS
59	Patrick Beckley	DE	SR	6'3"	255	Alexandria, VA/ Wakefield HS
62	Joshua Matthews	OL	SR	6'4"	330	Bowman, SC/ Bethune Bowman HS
63	Nathan Lewis	OL	R-FR	6'2"	290	New Orleans, LA/ Warren Easton HS
64	Shaka Kendrick	OL	FR	6-4	300	Oakland, CA/Bishop O'Dowd HS
66	Janer Reyes	OL	FR	6-2	290	Lawrence, MA/Lawrence HS
67	Jordan Dunham	OL	FR	6'1"	300	Stone Mountain, GA/Stephenson HS
71	John Smith	OL	R-SO	6'7"	300	Atlanta, GA/ North Cobb HS
72	Malcolm Rutledge	OL	R-JR	6'4"	313	Detroit, MI/ Lathrup HS
74	Raymond Baylor	OL	FR	6'4"	305	Missouri City, TX/Hightower HS
75	Donte Hoskins	OL	FR	6'3"	280	Charlotte, NC/Olympic HS
76	Ronald Nielly	OL	FR	6'5"	315	Hallandale, FL/Hallandale HS
77	Kyrian Baptiste	OL	R-SO	6'3"	285	Grand Prairie, TX/James Bowie HS
78	Deonta Allen-Wright	OL	R-SO	6'5"	305	Midlothian, VA/Midlothian HS
82	Brandon Johnson	TE	Grad	6-4	240	Silver Spring, MD/Georgetown Prep
83	Brandon Flanagan	WR/FR	SR	5'7"	165	Corona, CA/Colony HS/ NM State
84	Marvin Harris	TE	SO	6'4"	250	Charleston, SC/ West Ashley HS
85	David Wilson	TE	SR	6'4"	240	Sacramento, CA/ Wheatland HS
86	Clayton Smith	WR	JR	6'1"	204	Randallstown, MD/Franklin HS
87	Myles Williams	WR	R-SO	6'4"	206	Perris, CA/ Perris HS
88	Howard Warren	TE	FR	6'5"	260	Hopewell, VA/Hopewell HS
89	Marcus Simpson	WR	R-FR	5'11"	168	Oakland, CA/ Oakland Tech
90	ToaVon Sheats	DE	SR	6'4"	245	Decatur, GA/ Columbia HS
91	Matthew Parker	DT	SO	6'0"	285	Tampa, FL/Middleton HS
92	Ghanfona Iduwe	DE	R-FR	6'2"	250	Duncanville, TX/ Duncanville HS
93	Royce Turnbull	DE	FR	6-5	225	Charlotte, NC/Charlotte Day
94	Richard Johnson	DE	FR	6'3"	260	Cleveland, OH/John Hay HS
95	Jahaad Jackson	LB	FR	6'2"	240	Birmingham, AL/Vestavia Hills HS
96	Damon Gresham-Chisholm	DE	SO	6'3"	250	Covington, GA/ Newton HS
97	Trae Haugabook	DE	R-FR	6'2"	270	Miami, FL/ Miami Central HS
98	De'Ondre Pugh	DT	R-SR	6'3"	375	Manning, SC/ Scotts Branch HS
99	Joseph Dillard	DT	SOPH	6'2"	275	Suwanee, GA/ North Gwinnett HS



MVSU Stats

HOWARD UNIVERSITY
vs.
TEXAS SOUTHERN UNIVERSITY
November 16, 2013
BBVA Compass Stadium * 2:00pm



Texas Southern Head Coach
Darrell Asberry

Howard Head Coach
Rayford Petty (Interim)

TSU TIGER OFFENSE

WR	6	Dedric Shipman	(6-2	200	R-Sr)
	87	Jacolby Joseph	(6-0	180	R-Jr)
LT	54	Glenn Jackson	(6-2	290	R-So)
	76	Kenneth Hall	(6-6	330	R-Sr)
LG	77	Brandon Charles	(6-3	290	So)
	64	Keith Brock	(6-3	280	Fr-R)
C	69	Marvin Hollie	(6-3	330	Jr-R)
	52	William Jackson	(6-1	290	Fr)
RG	71	Adrian Jackson	(6-2	294	Fr)
	54	Glenn Jackson	(6-2	290	R-So)
RT	74	Kendrick Williams	(6-4	310	Jr)
	78	Earnest Lang	(6-4	320	Jr)
TE	81	Billy Rosenberg	(6-5	230	So)
WR	2	Malik Cross	(5-11	185	R-So)
	84	Steven Carpenter	(6-0	195	So-R)
QB	4	Homer Causey	(6-0	190	So-R)
	11	Jay Christophe	(6-4	205	Fr)
RB	16	Edward Perkins-Loving	(5-9	175	Sr)
	7	Daveonn Porter	(5-9	175	Jr)
FB	35	Dominique Wilson	(5-10	145	Fr)
	43	Joshua Taylor	(5-8	225	Fr)

HOWARD OFFENSE

TE	85	David Wilson	(6-4	240	Sr)
	82	Jimmie Johnson	(6-4	240	Gr)
LOT	71	John Smith	(6-7	300	R-So)
	39	Kevin Gonzalez	(6-3	240	R-FR)
LOG	78	Deonta Allen-Wright	(6-3	290	R-FR)
	64	Shaka Kendricks	(6-4	285	Fr)
OC	62	Joshua Matthews	(6-4	330	Sr)
	63	Nathan Lewis	(6-2	290	R-FR)
ROG	72	Malcolm Rutledge	(6-4	313	R-JR)
	77	Kyrian Baptiste	(6-3	285	R-So)
ROT	58	Toree Boyd	(6-5	280	Fr)
	76	Ronald Nielly	(6-5	315	Fr)
HB	33	Anthony Philyaw	(6-1	210	Fr)
	27	Terrence Tusan	(5-6	150	R-So)
FB	31	Darrin Christy	(5-10	210	Sr)
	15	Caleb Kindle-Parrish	(5-11	230	Fr)
QB	7	Greg McGhee	(6-3	208	Jr)
	12	Jamie Cunningham	(6-4	215	R-FR)
WR	8	Clayton Gidron	(6-4	215	R-SR)
	5	Richard Aiyegoro	(5-7	170	Jr)
WR	2	Matt Colvin	(6-1	165	So)
	83	Brandon Flanagan	(5-7	165	Sr)

Howard Special Teams

PK	37	John Fleck	(6-2	215	So)
	43	Parker Munoz	(5-10	160	Sr)
P	37	John Fleck	(6-2	215	So)
	45	Matt Jacobs	(5-10	150	Sr)
LS	49	Matthew Poulin	(5-11	220	Sr)
	77	Kyrian Baptiste	(6-3	285	R-So)
HLD	5	Richard Aiyegoro	(5-7	170	Jr)
	83	Brandon Flanagan	(5-7	165	Sr)
KR	1	Rodney Tyson	(5-9	175	Jr)
	5	Richard Aiyegoro	(5-7	170	Jr)
PR	83	Brandon Flanagan	(5-7	165	Sr)
	5	Richard Aiyegoro	(5-7	170	Jr)
KO	45	Matt Jacobs	(5-10	150	Sr)
	37	John Fleck	(6-2	215	So)

When

TSU

has

the

Ball

Game Officials
Roderick Holloway

- Referee -

Lamonde Russell

- Umpire -

Yvonda Lewis

- H Lineman -

Darren Crawford

- Line Judge -

Sidney Brown

- Field Judge -

Alex Moore

- Side Judge -

Ron Turner

- Back Judge -

Scott Johnson

-Game Clock-

Frank Sanchez

-Down Clock-

Walter Clemons

- Observer -

When

HU

has

the

Ball



HOWARD DEFENSE

RDE	90	ToaVan Sheats	(6-4	245	Sr)
	92	Ghanfona Iduwe	(6-2	250	R-FR)
RDT	97	Trae Haugabook	(6-2	270	R-FR)
	13	Godspower Ofor	(6-2	255	So)
LDT	44	Tommy Boozer	(6-1	250	So)
	97	Trae Haugabook	(6-2	270	R-FR)
LDE	96	Damon Gresham-Chisolm	(6-3	250	So)
	51	Marquese Blanchard	(6-3	245	Fr)
WB	19	Chase Mitchell	(6-1	220	Sr)
	41	Jalen Day	(6-0	220	R-FR)
SLB	9	Tabrian Resby	(6-0	230	Sr)
	55	Anthony Watters	(6-0	220	R-SR)
MB	40	Devin Rollins	(5-11	240	So)
	35	Khari Brown	(6-2	240	So)
RCB	29	Ademola Olatunji	(6-4	195	Jr)
	28	Kenneth Russ	(6-0	180	R-FR)
SS	47	Jordan Monette	(5-10	195	Jr)
	34	James Williams	(5-10	195	Sr)
FS	10	Cameron Alston	(6-0	190	R-JR)
	46	Jacob Bennett	(5-10	200	R-So)
LCB	21	Curtis Simmons	(6-0	180	Sr)
	28	Kenneth Russ	(6-0	180	R-FR)

TSU TIGER DEFENSE

RE	50	Adrian Gamble	(6-4	250	Jr)
	44	Amir Bloom	(6-4	245	So-R)
RT	93	Greg Brady	(6-2	315	Sr)
LT	94	Robert Boykins	(6-4	270	Sr-R)
	73	Brandon Wright	(6-2	308	Fr)
LE	8	Ernest Gilley	(6-3	250	Sr-R)
	98	Justin Wheat	(6-4	250	Sr)
ELB	57	LaKendric Conley	(6-0	235	Jr)
	26	Zach Bamijoko	(6-1	240	Fr-R)
OLB	33	Jarius Moore	(5-11	220	So)
	55	Vincent Holder	(5-10	225	Sr-R)
Drop	39	Steven White	(5-9	185	Sr-R)
	22	Remond Silas	(5-10	185	Sr)
LCB	23	Mike Holmes	(6-2	185	Jr-R)
	22	Remond Silas	(5-10	185	Sr)
FS	29	Le'Tevin Wilcox	(5-11	185	Jr-R)
	9	Darveon Trahan	(6-4	200	Jr-R)
SS	40	Brandon Thomas	(5-10	190	Sr)
	29	Le'Tevin Wilcox	(5-11	185	Jr-R)
RCB	21	Demetrius Johnson	(6-1	180	Fr)
	5	Tray Walker	(6-2	180	Jr)

TSU Special Teams

K	48	Eric Medina	(5-9	170	Fr)
P	46	Corey Carter	(5-10	175	So)
H	17	Jeff Anderson	(6-2	205	Sr)
DS	89	Zach Faires	(6-3	220	So)
PR	2	Malik Cross	(5-11	185	R-So)
KR	22	Remond Silas	(5-10	185	Sr)
	16	Edward Perkins-Loving	(5-9	175	Sr)



2012 STATISTICS



Texas Southern Tigers Texas Southern Combined Team Statistics (2012 Final) All games

Date	Opponent	Score	Att.
* Sep 01, 2012	vs Prairie View A&M	W 44-41	22516
Sep 07, 2012	at North Texas	L 7-34	22259
* Sep 15, 2012	JACKSON STATE	L 35-45	14623
* Sep 22, 2012	ALABAMA A&M	L 13-42	4484
Sep 27, 2012	#9 SAM HOUSTON ST	L 6-50	4443
* Oct 06, 2012	at Alabama State	L 0-45	0
* Oct 13, 2012	at Southern U.	L 7-34	25400
* Oct 27, 2012	GRAMBLING	W 23-20	2966
*H Nov 03, 2012	ARKANSAS-PINE BLUFF	L 3-49	2968
* Nov 10, 2012	at Alcorn State	L 24-34	4309
* Nov 17, 2012	MISSISSIPPI VALLEY	L 3-34	954

Record:	Overall	Home	Away	Neutral
All games	2-9	1-5	0-4	1-0
Conference	2-7	1-4	0-3	1-0
Non-Conference	0-2	0-1	0-1	0-0

Team Statistics	TXSOFB	OPP
FIRST DOWNS	160	240
Rushing	65	118
Passing	71	96
Penalty	24	26
RUSHING YARDAGE	1086	2429
Rushing Attempts	359	476
Average Per Rush	3.0	5.1
Average Per Game	98.7	220.8
TDs Rushing	5	28
PASSING YARDAGE	1868	2649
Comp-Att-Int	149-320-21	167-308-9
Average Per Pass	5.8	8.6
Average Per Catch	12.5	15.9
Average Per Game	169.8	240.8
TDs Passing	14	25
TOTAL OFFENSE	2954	5078
Average Per Play	4.4	6.5
Average Per Game	268.5	461.6
KICK RETURNS: #-Yards	65-1198	25-454
PUNT RETURNS: #-Yards	8-28	23-164
INT RETURNS: #-Yards	9-157	21-273
FUMBLES-LOST	20-11	16-5
PENALTIES-Yards	85-741	101-882
PUNTS-AVG	75-41.6	48-41.0
TIME OF POSSESSION/Game	28:36	31:22
3RD-DOWN Conversions	39/150	65/149
4TH-DOWN Conversions	1/12	8/22

Rushing	gp	att	gain	loss	net	avg	td	lg	avg/g
Perkins-Loving, Johnson,Rudolph	11	124	619	66	553	4.5	3	43	50.3
Peoples,Tony	11	45	194	29	165	3.7	0	21	15.0
Denson,Kendall	11	45	134	16	118	2.6	0	17	10.7
Smalls,Riko	3	20	125	16	109	5.4	0	26	36.3
Alonzo,Rudolfo	7	2	13	0	13	6.5	0	7	1.9
Plummer,Fred	11	1	4	0	4	4.0	0	4	0.4
TEAM	4	2	0	1	-1	-0.5	0	0	-0.2
Parker,Dantavio	3	5	5	18	-13	-2.6	0	4	-4.3
Anderson,Jeff	5	6	9	31	-22	-3.7	0	6	-4.4
Jones,Justice	6	19	35	90	-55	-2.9	0	11	-9.2
Total	11	359	1559	473	1086	3.0	5	46	98.7
Opponents	11	476	2659	230	2429	5.1	28	63	220.8

Passing	gp	effic	comp-att-int	pct	yds	td	lg	avg/g
Johnson,Rudolph	9	113.87	81-159-8	50.9	1028	9	61	114.2
Parker,Dantavio	3	92.49	22-59-3	37.3	302	4	59	100.7
Jones,Justice	6	64.82	27-57-6	47.4	222	1	38	37.0
Smalls,Riko	3	97.20	12-27-3	44.4	241	0	64	80.3
Anderson,Jeff	5	62.78	7-18-1	38.9	75	0	22	15.0
Total	11	96.91	149-320-21	46.6	1868	14	64	169.8
Opponents	11	147.41	167-308-9	54.2	2649	25	89	240.8

Receiving	gp	no.	yds	avg	td	lg	avg/g
Plummer,Fred	11	34	534	15.7	2	64	48.5
Shipman,Dedric	9	25	282	11.3	0	37	31.3
Brown,Harry	11	24	336	14.0	1	61	30.5
Davis,James	11	24	314	13.1	7	40	28.5
Denson,Kendall	11	10	32	3.2	0	14	2.9
Allen-Ford,Tory	8	5	95	19.0	1	52	11.9
Rosenberg,Billy	8	5	66	13.2	1	23	8.2
Peoples,Tony	11	5	31	6.2	0	22	2.8
Perkins-Loving, McKayhan,Daniel	3	4	82	20.5	1	59	27.3
Peters,Jaquaa	5	2	36	18.0	1	21	7.2
Lane,Elston	4	2	26	13.0	0	21	6.5
Joseph,Jacoby	1	1	9	9.0	0	9	9.0
Faires,Zachary	10	1	4	4.0	0	4	0.4
Ingram,Wayne	8	1	2	2.0	0	2	0.2
Jones,Justice	6	1	-8	-8.0	0	0	-1.3
Total	11	149	1868	12.5	14	64	169.8
Opponents	11	167	2649	15.9	25	89	240.8

Field Goals	fg	pct.	01-19	20-29	30-39	40-49	50-99	lg	blk
Hersh,Robert	7-10	70.0	0-0	1-1	3-6	3-3	0-0	47	0

Scoring	td	fg	kick	rush	rcv	pass	dxp	saf	pts
Davis,James	7	-	-	-	-	-	-	-	42
Hersh,Robert	-	7-10	17-19	-	-	-	-	-	38
Perkins-Loving, Johnson,Rudolph	3	-	-	-	-	-	-	-	18
Plummer,Fred	2	-	-	-	-	-	-	-	12
Rosenberg,Billy	1	-	-	-	-	-	-	-	6
McKayhan,Daniel	1	-	-	-	-	-	-	-	6
Allen-Ford,Tory	1	-	-	-	-	-	-	-	6
Brown,Harry	1	-	-	-	-	-	-	-	6
Peters,Jaquaa	1	-	-	-	-	-	-	-	6
Wilcox,LeTevin	1	-	-	-	-	-	-	-	6
Brown,Eric	1	-	-	-	-	-	-	-	6
Carter,Cory	-	-	1-2	-	-	-	-	-	1
Walker,Tray	-	-	-	-	-	-	-	-	0
Total	21	7-10	18-21	-	-	-	-	-	165
Opponents	58	8-13	54-58	-	-	-	1	-	428

Interceptions	no.	yds	avg	td	lg
Wilcox,LeTevin	3	73	24.3	0	40
Walker,Tray	2	21	10.5	0	20
Purdy,Derricus	1	10	10.0	0	10
Moore,Jarius	1	-5	-5.0	0	0
White,Steven	1	37	37.0	0	37
Brown,Eric	1	21	21.0	1	21

Punting	no.	yds	avg	lg	tb	fc	l20	50+	blk
Hersh,Robert	75	3121	41.6	67	4	20	21	11	0

Punt Returns	no.	yds	avg	td	lg
Richmond,Trento	4	27	6.8	0	15
Perkins,Jabbar	2	0	0.0	0	0
Plummer,Fred	2	1	0.5	0	1
Total	8	28	3.5	0	15
Opponents	23	164	7.1	0	44

Kick Returns	no.	yds	avg	td	lg
Richmond,Trento	30	526	17.5	0	36
Perkins-Loving, Perkins,Jabbar	13	331	25.5	0	49
McKayhan,Daniel	6	112	18.7	0	26
Peoples,Tony	4	124	31.0	0	63
Thomas,Brandon	3	40	13.3	0	20
Dortch,Denzel	3	21	7.0	0	10
Rosenberg,Billy	1	2	2.0	0	2
Silas,Remond	1	0	0.0	0	0
Shipman,Dedric	1	0	0.0	0	0
McCollough,Jame	1	16	16.0	0	16
Bennett,Adrian	1	19	19.0	0	19
Total	65	1198	18.4	0	63
Opponents	25	454	18.2	1	95



Howard Stats

HOWARD UNIVERSITY Stats

Howard University Football Howard Overall Individual Statistics (as of Nov 12, 2013) All games

Rushing	gp	att	gain	loss	net	avg	td	lg	avg/g
McGHEE, Greg	10	122	774	93	681	5.6	3	75	68.1
PHILYAW, Anthony	9	124	541	42	499	4.0	9	62	55.4
PARKER, William	8	104	448	17	431	4.1	2	65	53.9
FREEMAN, Aquaniu	4	23	90	5	85	3.7	0	36	21.2
FLECK, John	10	2	79	0	79	39.5	1	52	7.9
TUSAN, Terrance	4	18	69	5	64	3.6	1	18	16.0
CHRISTY, Darrin	10	18	55	5	50	2.8	0	13	5.0
CUNNINGHAM, Jami	5	1	8	0	8	8.0	0	8	1.6
HARTMAN, Stewart	9	1	5	0	5	5.0	0	5	0.6
AIYEGORO, Richar	9	1	0	1	-1	-1.0	0	0	-0.1
TYSON, Rodney	10	3	4	8	-4	-1.3	0	4	-0.4
TEAM	8	9	0	40	-40	-4.4	0	0	-5.0
Total	10	426	2073	216	1857	4.4	16	75	185.7
Opponents	10	402	1956	279	1677	4.2	23	54	167.7

Punt Returns	no.	yds	avg	td	lg
FLANAGAN, Brando	11	49	4.5	0	20
AIYEGORO, Richar	5	11	2.2	0	12
WILLIAMS, Myles	1	8	8.0	0	0
TYSON, Rodney	1	22	22.0	0	22
Total	18	90	5.0	0	22
Opponents	15	258	17.2	2	89

Interceptions	no.	yds	avg	td	lg
OLATUNJI, Ademol	3	23	7.7	0	12
SIMMONS, Curtis	2	-4	-2.0	0	0
ALSTON, Cameron	2	0	0.0	0	0
MONETTE, Jordan	1	26	26.0	0	26
RUSS, Kenneth	1	0	0.0	0	0
Total	9	45	5.0	0	26
Opponents	8	50	6.2	0	25

Passing	gp	effic	comp-att-int	pct	yds	td	lg	avg/g
McGHEE, Greg	10	122.25	188-308-8	61.0	1924	13	53	192.4
CUNNINGHAM, Jami	5	115.20	6-9-0	66.7	52	0	42	10.4
Total	10	122.05	194-317-8	61.2	1976	13	53	197.6
Opponents	10	126.43	158-275-9	57.5	2001	12	76	200.1

Kick Returns	no.	yds	avg	td	lg
TYSON, Rodney	19	361	19.0	0	40
AIYEGORO, Richar	14	411	29.4	1	97
PHILYAW, Anthony	5	69	13.8	0	16
CHRISTY, Darrin	1	9	9.0	0	9
WILSON, David	1	8	8.0	0	8
HARTMAN, Stewart	1	17	17.0	0	17
Total	41	875	21.3	1	97
Opponents	32	729	22.8	0	76

Receiving	gp	no.	yds	avg	td	lg	avg/g
BOOKER, Jonathan	9	30	369	12.3	4	53	41.0
FLANAGAN, Brando	9	29	258	8.9	0	38	28.7
HARTMAN, Stewart	9	24	227	9.5	2	22	25.2
AIYEGORO, Richar	9	22	149	6.8	1	20	16.6
COLVIN, Matthew	7	18	208	11.6	2	39	29.7
GIDRON, Clayton	8	11	182	16.5	0	25	22.8
TYSON, Rodney	10	11	117	10.6	1	36	11.7
PHILYAW, Anthony	9	10	124	12.4	1	42	13.8
WILSON, David	10	10	123	12.3	2	28	12.3
PARKER, William	8	10	90	9.0	0	35	11.2
CHRISTY, Darrin	10	6	33	5.5	0	17	3.3
FREEMAN, Aquaniu	4	4	33	8.2	0	14	8.2
JOHNSON, Jimmie	8	4	23	5.8	0	9	2.9
HARRIS, Marvin	6	3	13	4.3	0	8	2.2
BLAIR, Julian	2	1	17	17.0	0	17	8.5
SMITH, Clayton	1	1	10	10.0	0	10	10.0
Total	10	194	1976	10.2	13	53	197.6
Opponents	10	158	2001	12.7	12	76	200.1

Fumble Returns	no.	yds	avg	td	lg
BLANCHARD, Marqu	1	31	31.0	0	31
Total	1	31	31.0	0	31
Opponents	1	25	25.0	1	25

Date	Opponent	Score	Overall	Conference	Time	Attend
Aug 31, 2013	at Eastern Michigan	L 24-34	0-1	0-0	3:03	7668
Sep 07, 2013	vs Morehouse College	W 27-16	1-1	0-0	3:15	17012
Sep 14, 2013	at Old Dominion	L 19-76	1-2	0-0	2:56	20118
* Sep 27, 2013	at North Carolina A&T	L 19-27	1-3	0-1	3:35	16011
* Oct 05, 2013	N.C. CENTRAL	L 28-37	1-4	0-2	2:52	4076
* Oct 12, 2013	BETHUNE-COOKMAN	L 6-27	1-5	0-3	2:45	1052
* Oct 19, 2013	at Florida A&M	W 21-10	2-5	1-3	2:24	15342
* Oct 26, 2013	MORGAN STATE	W 28-14	3-5	2-3	2:50	7053
* Nov 02, 2013	at Delaware State	L 20-22	3-6	2-4	2:53	2039
* Nov 09, 2013	SAVANNAH ST.	W 42-14	4-6	3-4	3:10	3053



Howard Stats

HOWARD UNIVERSITY Stats

Howard University Football Howard Overall Defensive Statistics (as of Nov 12, 2013) All games

#	Defensive Leaders	gp	Tackles			tfl/yds	Sacks	Pass defense			Fumbles		blkd		
			ua	a	tot		no-yds	int-yds	brup	qbh	rcv-yds	ff	kick	saf	
10	ALSTON, Cameron	10	49	32	81	2.0-7	1.0-6	2-0	7	
9	RESBY, Tabrian	10	31	42	73	7.5-32	2.0-16	.	1	5	
40	ROLLINS, Devin	10	37	28	65	3.0-15	1.0-10	.	1	.	.	.	2	.	
29	OLATUNJI, Ademol	10	37	8	45	1.0-2	.	3-23	13	
44	BOOZER, Tommie	10	19	21	40	4.5-12	1.5-3	.	.	2	.	1	.	.	
28	RUSS, Kenneth	10	25	12	37	1.0-3	.	1-0	5	
90	SHEATS, ToaVon	10	20	16	36	4.5-26	1.5-16	.	.	1	.	1	.	.	
96	GRESHAM-CHISOLM	10	16	13	29	9.0-37	3.5-20	.	2	3	
19	MITCHELL, Chase	10	12	16	28	3.5-6	.	.	2	.	.	.	1	.	
21	SIMMONS, Curtis	10	18	7	25	1.0-2	.	2--4	6	
26	EZELL, Jabril	9	9	14	23	
35	BROWN, Khari	9	15	7	22	0.5-1	.	.	1	
47	MONETTE, Jordan	8	13	7	20	2.5-6	.	1-26	1	1	1-0	.	.	.	
99	DILLARD, Joseph	9	7	12	19	2.5-5	.	.	.	2	
51	BLANCHARD, Marqu	10	8	10	18	6.0-25	4.5-22	.	.	4	1-31	1	.	.	
97	HAUGABOOK, Trae	9	10	7	17	2.0-11	1.0-7	
13	OFFOR, Godspower	10	9	7	16	3.5-19	3.0-18	.	1	5	2-0	.	.	.	
92	IDUWE, Ghanfona	8	6	6	12	3.0-11	3.0-11	.	.	4	
34	WILLIAMS, James	8	6	3	9	.	.	.	1	
52	PITTMAN, Eric	10	4	3	7	1.0-6	1.0-6	.	.	.	1-0	.	.	.	
14	JOHNSON, Greg	6	3	2	5	
46	BENNETT, Jacob	6	2	2	4	
37	FLECK, John	10	1	3	4	
38	HUNT, Travon	7	2	1	3	
32	PRICE, DeAndre	5	1	2	3	
49	POULIN, Matthew	10	1	1	2	
50	BROWN, Travis	6	1	1	2	
33	PHILYAW, Anthony	9	.	2	2	
31	CHRISTY, Darrin	10	2	.	2	
55	WATTERS, Anthony	7	1	1	2	
41	DAY, Jalen	5	2	.	2	
58	BOYD, Toree	10	.	1	1	
20	FREEMAN, Aquaniu	4	1	.	1	
85	WILSON, David	10	1	.	1	
3	PARKER, William	8	1	.	1	
83	FLANAGAN, Brando	9	1	.	1	
4	JOHNSON, Da'Vaun	2	1	.	1	
94	JOHNSON, Richard	1	1	.	1	
22	ANTOINE, Tamlin	1	.	1	1	
45	JACOBS, Matt	3	1	.	1	
93	TURNBULL, Royce	1	1	.	1	1.0-10	1.0-10	1	.	.	
23	THIEL, David	1	1	
87	WILLIAMS, Myles	8	2	.	
71	SMITH, John	10	1	.	
Total		10	375	288	663	59-236	24-145	9-45	42	27	5-31	4	6	.	
Opponents		10	459	276	735	65-189	11-72	8-50	31	27	13-25	11	4	.	




2013 STATISTICS

2013 Game-by-Game Starters

OFFENSE	QB	TB	WR	WR	LT	LG	C	RG	RT	TE	RB
PRAIRIE VIEW	Causey	D.Wilson	Plummer	Cross	Hall	B.Charles	Hollie	G.Jackson	K.Williams	Rosenberg	Perkins-Loving
Sam Houston	Causey	D.Wilson	Plummer	Cross	Hall	E.Lang	Hollie	G.Jackson	K.Williams	Rosenberg	Perkins-Loving
Jackson State	Christophe	D.Wilson	Plummer	Cross	Hall	B.Charles	Hollie	G.Jackson	K.Williams	Rosenberg	Porter
Alabama A&M	Causey	D.Wilson	Clark	Shipman	Jackson	B.Charles	Hollie	A.Jackson	K.Williams	Rosenberg	Porter
ALABAMA ST	Causey	D.Wilson	Peters	Shipman	Jackson	B.Charles	Hollie	A.Jackson	K.Williams	Rosenberg	Porter
Ark Pine Bluff	Causey	D.Wilson	Cross	Shipman	Grinner	B.Charles	Hollie	A.Jackson	K.Williams	Rosenberg	Porter
ALCORN	Causey	D.Wilson	Cross	Shipman	Grinner	B.Charles	Hollie	A.Jackson	K.Williams	Rosenberg	Porter
Grambling	Causey	D.Wilson	Cross	Shipman	Grinner	B.Charles	Hollie	A.Jackson	K.Williams	Rosenberg	Porter
SOUTHERN	Causey	D.Wilson	Cross	Shipman	Grinner	B.Charles	Hollie	A.Jackson	K.Williams	Rosenberg	Perkins-Loving
Mississippi Valley	Causey	D.Wilson	Cross	Shipman	Grinner	B.Charles	Hollie	A.Jackson	K.Williams	Rosenberg	Perkins-Loving
HOWARD											
DEFENSE	LT	RT	LE	RE	ELB	OLB	DROP	LCB	RCB	SS	FS
PRAIRIE VIEW	R.Boykins	Brady	Gilley	Bloom	J.Moore	Holder	S.White	Silas	Walker	Wilcox	Trahan
Sam Houston	R.Boykins	Wyre	Gilley	Bloom	Bamijoko	J.Moore	S.White	Silas	Walker	Wilcox	Trahan
Jackson State	R.Boykins	Brady	Gilley	Bloom	Bamijoko	Holder	S.White	Silas	Walker	Wilcox	Trahan
Alabama A&M	R.Boykins	Wyre	Gilley	Bloom	Bamijoko	J.Moore	S.White	Silas	Walker	Wilcox	Trahan
ALABAMA ST	R.Boykins	Brady	Gilley	Bloom	Bamijoko	J.Moore	S.White	Silas	Walker	Wilcox	Trahan
Ark Pine Bluff	R.Boykins	Brady	Gilley	Bloom	Conley	J.Moore	S.White	Silas	Walker	B.Thomas	Trahan
ALCORN	B. Wright	Brady	Gilley	Bloom	Conley	J.Moore	S.White	Silas	Walker	B.Thomas	Trahan
Grambling	B. Wright	Brady	Gilley	Bloom	Conley	J.Moore	S.White	Silas	D.Johnson	B.Thomas	Trahan
SOUTHERN	B. Wright	Brady	Gilley	Bloom	Conley	J.Moore	S.White	Silas	D.Johnson	B.Thomas	Trahan
Mississippi Valley	B. Wright	Brady	Gilley	Bloom	Conley	J.Moore	S.White	Silas	D.Johnson	B.Thomas	Trahan
HOWARD											

Texas Southern Record When:

Overall Record	2-8	Passing for less than 100 yards	0-0
		Passing for more than 100 yards	0-4
Day Games	1-3	Passing for 200+ yards	1-3
Night Games	1-5	Passing for 300+ yards	1-1
TV Games	0-5		
		Less than 300 yards of total offense	0-5
Scoring First	1-2	300+ yards of total offense	0-2
Opponent Scoring First	1-6	400+ yards of total offense	2-1
Leading at the Half	1-0	Allowing less than 100 yards rush	1-1
Trailing at the Half	1-7	Allowing less than 300 yards of offense	0-3
Tied at the Half	0-1	Allowing more than 300 yards of offense	1-4
Leading after Third Quarter	1-1	Having a 100 yard rusher	2-4
Trailing after Third Quarter	1-6	Opponent has a 100 yard rusher	0-2
Tied after Third Quarter	0-1		
Overtime Games	1-0	No Turnovers	0-1
		Less than 3 turnovers	1-1
Scoring less than 20 points	0-7		
Scoring 20+ points	1-1	More than 30:00 possession	1-3
Scoring 30+ points	1-0	Less than 30:00 possession	1-5
Allowing less than 20 points	1-1		
Allowing 20+ points	0-2	Wearing Maroon Jerseys	0-2
Allowing 30+ points	0-5	Wearing White Jerseys	2-4
		Wearing Black Jerseys	0-2
Rushing for less than 100 yards	1-3		
Rushing for more than 100 yards	0-4		
Rushing for 200+ yards	1-1		



2013 STATISTICS

NCAA Statistics

Texas Southern - 2013-14 Football Ranking Summary thru games 11/09/2013

Statistic	National Rank	Conference Rank	Value	National Leader	Value	Conference Leader	Value
3rd Down Conversion Pct (122 ranked)	106	8	0.315	Coastal Caro.	0.548	Prairie View	0.473
3rd Down Conversion Pct Defense (122 ranked)	36	5	0.365	Tennessee St.	0.263	Alabama A&M	0.283
4th Down Conversion Pct (122 ranked)	98	8	0.385	Jackson St.	0.917	Jackson St.	0.917
4th Down Conversion Pct Defense (122 ranked)	108	9	0.667	Central Ark.	0.111	Jackson St.	0.300
Blocked Kicks (84 ranked)	84	9	1	5 teams tied	7	Alabama A&M	5
Blocked Kicks Allowed (120 ranked)	11	1	1	10 teams tied	0	Prairie View Texas Southern	1 1
Blocked Punts (27 ranked)				8 teams tied	3	Jackson St.	3
Blocked Punts Allowed (121 ranked)	61	3	1	60 teams tied	0	Prairie View Southern U.	0 0
Completion Percentage (122 ranked)	102	6	0.521	Fordham	0.723	Prairie View	0.654
Fewest Penalties Per Game (122 ranked)	112	7	8.90	Citadel	2.80	Jackson St.	6.89
Fewest Penalty Yards Per Game (122 ranked)	117	8	82.70	Citadel	23.70	Alcorn	60.45
First Downs Defense (122 ranked)	90	7	220	North Dakota St.	119	Jackson St.	151
First Downs Offense (122 ranked)	96	7	166	Eastern Ill.	275	Alcorn	254
Fumbles Lost (121 ranked)	113	9	13	Southern Utah	1	Ark.-Pine Bluff	2
Fumbles Recovered (118 ranked)	65	8	7	Sacred Heart Charlotte	15 15	Prairie View Alabama St.	12 12
Kickoff Return Defense (122 ranked)	29	4	18.67	Portland St.	14.39	Alcorn	15.61
Kickoff Returns (122 ranked)	53	3	20.83	N.C. Central	27.79	Southern U.	22.33
Net Punting (122 ranked)	43	5	36.42	Portland St.	42.49	Jackson St.	38.00
Pass Sacks Allowed (122 ranked)	121	10	4.60	Central Conn. St. Portland St.	0.40 0.40	Alcorn	1.36
Passes Had Intercepted (121 ranked)	37	3	8	Mercer Citadel	3 3	Alabama St.	4
Passes Intercepted (122 ranked)	54	5	9	Sacred Heart	20	Mississippi Val.	15
Passing Offense (122 ranked)	87	8	181.8	Stephen F. Austin	401.1	Prairie View	316.6
Passing Yards Allowed (122 ranked)	57	5	218.2	Florida A&M	120.0	Alcorn	175.1
Passing Yards per Completion (122 ranked)	50	8	12.37	Portland St.	16.54	Jackson St.	15.30
Punt Return Defense (122 ranked)	103	8	11.47	North Dakota St.	-0.67	Jackson St.	3.50
Punt Returns (122 ranked)	25	3	10.30	Eastern Ill.	23.00	Alcorn	16.00
Red Zone Defense (122 ranked)	10	1	0.698	Yale	0.600	Texas Southern	0.698
Red Zone Offense (122 ranked)	87	8	0.759	Youngstown St.	0.952	Grambling	0.852
Rushing Defense (122 ranked)	76	6	182.2	South Carolina St.	79.4	Alabama St.	116.6
Rushing Offense (122 ranked)	93	7	132.9	Cal Poly	308.6	Alabama St.	245.5
Scoring Defense (122 ranked)	77	5	28.9	William & Mary	12.2	Alabama A&M	22.5
Scoring Offense (122 ranked)	111	9	16.7	Eastern Ill.	46.3	Prairie View	38.0
Tackles for Loss Allowed (122 ranked)	122	10	11.60	Coastal Caro.	3.20	Alabama A&M	7
Team Pass Sacks (121 ranked)	80	6	1.70	South Carolina St.	4.90	Alabama St.	4.50
Team Passing Efficiency (122 ranked)	106	8	107.63	Eastern Wash.	191.46	Southern U.	146.76
Team Passing Efficiency Defense (122 ranked)	50	3	124.85	South Carolina St.	96.28	Alcorn	110.42
Team Tackles for Loss (122 ranked)	56	8	6.0	South Carolina St.	10.3	Alabama St.	9.7
Time of Possession (122 ranked)	50	3	30:44	Charleston So.	35:09	Jackson St.	32:24
Total Defense (122 ranked)	75	5	400.4	North Dakota St.	239.8	Alabama A&M	319.7
Total Offense (122 ranked)	105	9	314.7	Eastern Ill.	589.0	Prairie View	502.1
Turnover Margin (122 ranked)	92	7	-0.5	Sacred Heart	1.8	Mississippi Val.	0.7
Turnovers Gained (121 ranked)	68	7	16	Sacred Heart	35	Prairie View Mississippi Val.	24 24
Turnovers Lost (121 ranked)	91	7	21	Coastal Caro.	8	Ark.-Pine Bluff	13



2013 STATISTICS

Statistic	Player	National Rank	Conference Rank	Value	National Leader	Value	Conference Leader	Value
All Purpose (300 ranked)	Edward Perkins-Loving Daveonn Porter	151 173	14 15	86.50 81.33	Fabian Truss, Samford	216.60	Johnta' Hebert, Prairie View	140.30
Completion Percentage (100 ranked)	Homer Causey	86	6	0.542	Michael Nebrich, Fordham	0.748	Jerry Lovelocke, Prairie View	0.656
Completions Per Game (130 ranked)	Homer Causey	87	8	11.50	Brady Attaway, Stephen F. Austin	29.70	Jerry Lovelocke, Prairie View	23.10
Field Goal Percentage (95 ranked)	Eric Medina	79	6	0.611	7 players tied	1.000	Cherchen Galon, Mississippi Val.	0.857
Field Goals Per Game (119 ranked)	Eric Medina	20	1	1.1	Tyler Sievertsen, UNI Griffin Thomas, Jacksonville St.	2.0 2.0	Eric Medina, Texas Southern	1.1
Forced Fumbles (40 ranked)					Michael Turner, Cornell	0.43	Derrick Billups, Alabama St.	0.30
Fumbles Recovered (187 ranked)	Kendall Denson	2	1	0.50	Reuben Johnson, Stony Brook	1.00	Kendall Denson, Texas Southern Tevin Reed, Prairie View	0.50 0.50
Interceptions (151 ranked)	Demetrius Johnson Brandon Thomas	113 151	9 11	0.2 0.2	Emory Polley, Brown	0.6	Avery Boykin, Mississippi Val.	0.5
Kickoff Return TDs (10 ranked)					Adrian Wilkins, N.C. Central	3	Willie Quinn, Southern U. Myles Everett, Alabama St. Julian Stafford, Mississippi Val.	1 1 1
Kickoff Returns (128 ranked)	Edward Perkins-Loving	39	2	24.9	Xavier Roberson, Southeastern La.	37.8	Willie Quinn, Southern U.	28.4
Pass Sacks (50 ranked)	Amir Bloom	20	1	0.8	Brad Daly, Montana St.	1.3	Amir Bloom, Texas Southern	0.8
Passes Defended (40 ranked)					D.J. Monroe, Harvard	1.9	Nichdas Martin, Alabama St.	1.4
Passing Efficiency (106 ranked)	Homer Causey	90	7	109.0	Vernon Adams, Eastern Wash.	192.2	Dray Joseph, Southern U.	147.3
Passing TDs (131 ranked)	Homer Causey	122	12	5	Jimmy Garoppolo, Eastern Ill.	40	Dray Joseph, Southern U.	23
Passing Yards (130 ranked)	Homer Causey	88	8	1,353	Jimmy Garoppolo, Eastern Ill.	3,843	Dray Joseph, Southern U.	2,905
Passing Yards Per Game (130 ranked)	Homer Causey	92	9	135.3	Jimmy Garoppolo, Eastern Ill.	384.3	Dray Joseph, Southern U.	290.5
Passing Yards per Completion (106 ranked)	Homer Causey	56	9	11.77	Keiran McDonagh, Portland St.	16.86	Clayton Moore, Jackson St.	14.93
Points Responsible For (272 ranked)	Homer Causey Eric Medina	126 224	14 19	66 51	Vernon Adams, Eastern Wash.	260	Dray Joseph, Southern U.	146
Points Responsible For Per Game (30 ranked)					Quinn Epperly, Princeton	28.0	Benjamin Anderson, Ark.-Pine Bluff	15.8
Punt Return TDs (5 ranked)					4 players tied	2	Javancy Jones, Jackson St. Randall Menard, Southern U. Tavaris Doss, Alcorn	1 1 1
Punt Returns (69 ranked)					Torrance Williams, Sam Houston St.	18.4	Tavaris Doss, Alcorn	17.7
Punting (107 ranked)	Cory Carter	11	1	43.6	Kyle Loomis, Portland St.	47.8	Cory Carter, Texas Southern	43.6
Receiving TDs (159 ranked)					Erik Lora, Eastern Ill.	17	Deandre Cooper, Prairie View	10
Receiving Yards (400 ranked)	Dedric Shipman Malik Cross Jaquaa Peters Larry Clark	115 231 248 369	9 21 24 35	51.3 339 325 234	Sam Ajala, Fordham	1,263	Deandre Cooper, Prairie View	928
Receiving Yards Per Game (400 ranked)	Dedric Shipman Malik Cross Jaquaa Peters Larry Clark	124 176 191 304	10 16 17 28	51.3 42.4 40.6 29.3	Lee Kurfis, Lehigh	129.9	Zach Pendleton, Jackson St.	98.3
Receptions Per Game (392 ranked)	Dedric Shipman Malik Cross Larry Clark Jaquaa Peters	143 154 276 276	13 14 21 21	3.7 3.6 2.6 2.6	Erik Lora, Eastern Ill.	9.7	Deandre Cooper, Prairie View	7.0
Rushing TDs (190 ranked)	Homer Causey Daveonn Porter	69 141	5 14	6 4	Terrance West, Towson	25	Isaiah Crowell, Alabama St.	15
Rushing Yards (300 ranked)	Daveonn Porter Homer Causey	93 114	8 13	578 520	Terrance West, Towson	1,618	Arnold Walker, Alcorn	1,104
Rushing Yards Per Game (299 ranked)	Daveonn Porter Homer Causey	90 129	9 14	64.2 52.0	Terrance West, Towson	161.8	Isaiah Crowell, Alabama St.	106.2
Scoring (233 ranked)	Eric Medina	142	10	5.1	Terrance West, Towson	15.6	Isaiah Crowell, Alabama St.	9.0
Solo Tackles (43 ranked)					Stephen Hodge, Fordham	7.6	Antonio Jenkins, Ark.-Pine Bluff	5.9
Tackles For Loss (88 ranked)	Amir Bloom Brandon Thomas	15 48	3 8	1.5 1.2	Brad Daly, Montana St.	1.9	Leland Baker, Alabama St. Jerome Howard, Prairie View	1.7 1.7
Total Offense (300 ranked)	Homer Causey Daveonn Porter	71 206	7 20	187.3 64.2	Jimmy Garoppolo, Eastern Ill.	387.6	Benjamin Anderson, Ark.-Pine Bluff	320.7
Total Tackles (394 ranked)	Brandon Thomas Darveon Trahan Le'Tevin Wilcox Jarius Moore Tray Walker	163 238 266 271 359	17 23 28 29 35	7.1 6.4 6.3 6.2 5.6	Tazmon Foster, N.C. Central	12.3	Jer-Ryan Harris, Ark.-Pine Bluff	10.8



Texas Southern Tigers
 Texas Southern Tiger Overall Team Statistics (as of Nov 11, 2013)
All games

Team Statistics	TXSOFB	OPP
SCORING	167	289
Points Per Game	16.7	28.9
FIRST DOWNS	166	221
Rushing	75	101
Passing	80	94
Penalty	11	26
RUSHING YARDAGE	1339	1822
Yards gained rushing	1980	2047
Yards lost rushing	641	225
Rushing Attempts	396	406
Average Per Rush	3.4	4.5
Average Per Game	133.9	182.2
TDs Rushing	13	20
PASSING YARDAGE	1818	2172
Comp-Att-Int	147-282-8	171-309-9
Average Per Pass	6.4	7.0
Average Per Catch	12.4	12.7
Average Per Game	181.8	217.2
TDs Passing	6	15
TOTAL OFFENSE	3157	3994
Total Plays	678	715
Average Per Play	4.7	5.6
Average Per Game	315.7	399.4
KICK RETURNS: #-Yards	48-1000	28-518
PUNT RETURNS: #-Yards	10-103	33-422
INT RETURNS: #-Yards	9-129	8-25
KICK RETURN AVERAGE	20.8	18.5
PUNT RETURN AVERAGE	10.3	12.8
INT RETURN AVERAGE	14.3	3.1
FUMBLES-LOST	22-13	10-7
PENALTIES-Yards	89-802	72-722
Average Per Game	80.2	72.2
PUNTS-Yards	66-2873	52-2183
Average Per Punt	43.5	42.0
Net punt average	36.4	36.6
TIME OF POSSESSION/Game	30:44	30:46
3RD-DOWN Conversions	47/149	50/137
3rd-Down Pct	32%	36%
4TH-DOWN Conversions	5/13	8/12
4th-Down Pct	38%	67%
SACKS BY-Yards	18-117	44-320
MISC YARDS	3	0
TOUCHDOWNS SCORED	19	38
FIELD GOALS-ATTEMPTS	11-18	9-18
ON-SIDE KICKS	0-1	0-0
RED-ZONE SCORES	20-27 74%	30-42 71%
RED-ZONE TOUCHDOWNS	11-27 41%	24-42 57%
PAT-ATTEMPTS	18-18 100%	34-37 92%
ATTENDANCE	31535	42338
Games/Avg Per Game	4/7884	6/7056
Neutral Site Games		0/0

Score by Quarters	1st	2nd	3rd	4th	OT	Total
Texas Southern Tiger	44	49	21	47	6	167
Opponents	74	106	38	71	0	289



Texas Southern Tigers
 Texas Southern Tiger Overall Individual Statistics (as of Nov 11, 2013)
All games

Rushing	gp	att	gain	loss	net	avg	td	lg	avg/g
Porter, Daveonn	9	130	658	76	582	4.5	4	56	64.7
Causey, Homer	9	131	839	318	521	4.0	6	67	57.9
Perkins-Loving, Edwa	10	57	250	45	205	3.6	1	28	20.5
Peoples, Tony	10	12	58	7	51	4.2	0	19	5.1
Christophe, Jay	4	13	49	20	29	2.2	0	15	7.2
Taylor, Joshua	4	6	22	1	21	3.5	0	9	5.2
Small, Jamal	7	28	89	80	9	0.3	2	19	1.3
Carter, Cory	10	2	8	0	8	4.0	0	8	0.8
Cross, Malik	8	2	5	3	2	1.0	0	5	0.2
Denson, Kendall	6	4	2	1	1	0.2	0	2	0.2
Carrington, Earnest	4	3	0	8	-8	-2.7	0	0	-2.0
Anderson, Jeff	7	1	0	12	-12	-12.0	0	0	-1.7
TEAM	8	7	0	70	-70	-10.0	0	0	-8.8
Total	10	396	1980	641	1339	3.4	13	67	133.9
Opponents	10	406	2047	225	1822	4.5	20	64	182.2

Passing	gp	effic	comp-att-int	pct	yds	td	lg	avg/g
Causey, Homer	9	108.87	116-213-7	54.5	1350	5	49	150.0
Small, Jamal	7	111.00	23-48-1	47.9	345	1	63	49.3
Carrington, Earnest	4	79.96	3-11-0	27.3	69	0	55	17.2
Christophe, Jay	4	95.36	5-10-0	50.0	54	0	20	13.5
Total	10	107.63	147-282-8	52.1	1818	6	63	181.8
Opponents	10	124.58	171-309-9	55.3	2172	15	82	217.2

Receiving	gp	no.	yds	avg	td	lg	avg/g
Shipman, Dedric	10	37	513	13.9	2	63	51.3
Cross, Malik	8	29	339	11.7	1	49	42.4
Peters, Jaquaa	9	21	325	15.5	1	35	36.1
Clark, Larry	8	21	234	11.1	1	30	29.2
Porter, Daveonn	9	13	134	10.3	0	55	14.9
Plummer, Fred	3	8	72	9.0	0	22	24.0
Carpenter, Steven	4	5	31	6.2	0	13	7.8
Lane, Elston	7	4	63	15.8	0	23	9.0
Rosenberg, Billy	10	3	80	26.7	0	36	8.0
Perkins-Loving, Edwa	10	3	17	5.7	1	12	1.7
Peoples, Tony	10	3	10	3.3	0	6	1.0
Total	10	147	1818	12.4	6	63	181.8
Opponents	10	171	2172	12.7	15	82	217.2

Punt Returns	no.	yds	avg	td	lg
Alonzo, Rudolfo	7	94	13.4	0	56
Cross, Malik	1	3	3.0	0	3
Carrington, Earnest	1	6	6.0	0	6
Richmond, Trenton	1	0	0.0	0	0
Total	10	103	10.3	0	56
Opponents	33	422	12.8	1	45

Interceptions	no.	yds	avg	td	lg
Johnson, Demetrius	2	17	8.5	0	17
Thomas, Brandon	2	14	7.0	0	14
Wilcox, LeTevin	1	0	0.0	0	0
Gilley, Ernest	1	0	0.0	0	0
Walker, Tray	1	85	85.0	0	85
Bamijoko, Zack	1	0	0.0	0	0
Conley, Lakendric	1	8	8.0	0	8
Total	9	129	14.3	0	85
Opponents	8	25	3.1	1	15

Kick Returns	no.	yds	avg	td	lg
Perkins-Loving, Edwa	26	648	24.9	0	47
Silas, Remond	6	125	20.8	0	44
Alonzo, Rudolfo	5	87	17.4	0	23
Peoples, Tony	4	69	17.2	0	32
Thomas, Brandon	2	20	10.0	0	12
Carrington, Earnest	1	14	14.0	0	14
Denson, Kendall	1	4	4.0	0	4
Mitchell, Erick	1	0	0.0	0	0
Porter, Daveonn	1	20	20.0	0	20
Richmond, Trenton	1	13	13.0	0	13
Total	48	1000	20.8	0	47
Opponents	28	518	18.5	1	97

Fumble Returns	no.	yds	avg	td	lg
Conley, Lakendric	1	15	15.0	0	15
Total	1	15	15.0	0	15
Opponents	1	4	4.0	0	4



Texas Southern Tigers
 Texas Southern Tiger Overall Individual Statistics (as of Nov 11, 2013)
All games

Scoring	td	fg	PAT				dxp	saf	pts
			kick	rush	rcv	pass			
Medina, Eric	-	11-17	18-18	-	-	-	-	-	51
Causey, Homer	6	-	-	-	-	-	-	-	36
Porter, Daveonn	4	-	-	-	-	-	-	-	24
Perkins-Loving, Edwa	2	-	-	-	-	-	-	-	12
Small, Jamal	2	-	-	-	-	-	-	-	12
Shipman, Dedric	2	-	-	-	-	-	-	-	12
Peters, Jaquaa	1	-	-	-	-	-	-	-	6
Clark, Larry	1	-	-	-	-	-	-	-	6
Cross, Malik	1	-	-	-	-	-	-	-	6
TEAM	-	-	-	-	-	-	1	-	2
Carter, Cory	-	0-1	-	-	-	-	-	-	0
Total	19	11-18	18-18	-	-	-	-	1	167
Opponents	38	9-18	34-37	0-1	-	-	-	-	289

Total Offense	g	plays	rush	pass	total	avg/g
Causey, Homer	9	344	521	1350	1871	207.9
Porter, Daveonn	9	130	582	0	582	64.7
Small, Jamal	7	76	9	345	354	50.6
Perkins-Loving, Edwa	10	57	205	0	205	20.5
Christophe, Jay	4	23	29	54	83	20.8
Carrington, Earnest	4	14	-8	69	61	15.2
Peoples, Tony	10	12	51	0	51	5.1
Taylor, Joshua	4	6	21	0	21	5.2
Carter, Cory	10	2	8	0	8	0.8
Cross, Malik	8	2	2	0	2	0.2
Denson, Kendall	6	4	1	0	1	0.2
Anderson, Jeff	7	1	-12	0	-12	-1.7
TEAM	8	7	-70	0	-70	-8.8
Total	10	678	1339	1818	3157	315.7
Opponents	10	715	1822	2172	3994	399.4

Field Goals	fg	pct.	01-19	20-29	30-39	40-49	50-99	lg	blk
Medina, Eric	11-17	64.7	1-1	3-3	5-8	2-5	0-0	44	0
Carter, Cory	0-1	0.0	0-0	0-0	0-0	0-1	0-0	0	0

Punting	no.	yds	avg	lg	tb	fc	i20	50+	blk
Carter, Cory	65	2873	44.2	64	2	8	20	19	1
TEAM	1	0	0.0	0	0	0	0	0	0
Total	66	2873	43.5	64	2	8	20	19	1
Opponents	52	2183	42.0	67	7	7	26	15	0

FG Sequence	Texas Southern Tiger	Opponents
Prairie View A&M	(18),(33)	36,(37)
Sam Houston State	(27)	-
Jackson State Tigers	-	-
Alabama A&M	(35),42	26
Alabama State	36	36,41,(33),(28)
Arkansas-Pine Bluff	(36),(44)	34
Alcorn	(30),(44),48,46	(40),(27),38,36
Grambling State Univ	31,(35),44	(39),29
Southern	(22)	42,(38)
Miss. Valley State	(21),38	(41),(35)

Kickoffs	no.	yds	avg	tb	ob	retn	net	ydln
Carter, Cory	36	1881	52.2	3	2			
Medina, Eric	3	133	44.3	0	0			
Total	39	2014	51.6	3	2	18.5	36.4	28
Opponents	58	3280	56.6	8	0	20.8	35.9	29

Numbers in (parentheses) indicate field goal was made.



Texas Southern Tigers
Texas Southern Tiger Overall Individual Statistics (as of Nov 11, 2013)
All games

All Purpose	g	rush	rcv	pr	kr	ir	total	avg/g
Perkins-Loving,	10	205	17	0	648	0	870	87.0
Porter, Daveonn	9	582	134	0	20	0	736	81.8
Causey, Homer	9	521	0	0	0	0	521	57.9
Shipman, Dedric	10	0	513	0	0	0	513	51.3
Cross, Malik	8	2	339	3	0	0	344	43.0
Peters, Jaquaa	9	0	325	0	0	0	325	36.1
Clark, Larry	8	0	234	0	0	0	234	29.2
Alonzo, Rudolfo	6	0	0	94	87	0	181	30.2
Peoples, Tony	10	51	10	0	69	0	130	13.0
Silas, Remond	10	0	0	0	125	0	125	12.5
Walker, Tray	8	0	0	0	0	85	85	10.6
Rosenberg, Billy	10	0	80	0	0	0	80	8.0
Plummer, Fred	3	0	72	0	0	0	72	24.0
Lane, Elston	7	0	63	0	0	0	63	9.0
Thomas, Brando	10	0	0	0	20	14	34	3.4
Carpenter, Stev	4	0	31	0	0	0	31	7.8
Christophe, Jay	4	29	0	0	0	0	29	7.2
Taylor, Joshua	4	21	0	0	0	0	21	5.2
Johnson, Demet	10	0	0	0	0	17	17	1.7
Richmond, Trent	1	0	0	0	13	0	13	13.0
Carrington, Earn	4	-8	0	6	14	0	12	3.0
Small, Jamal	7	9	0	0	0	0	9	1.3
Conley, Lakendri	10	0	0	0	0	8	8	0.8
Carter, Cory	10	8	0	0	0	0	8	0.8
Adekeye, Adefe	8	0	0	0	0	5	5	0.6
Denson, Kendall	6	1	0	0	4	0	5	0.8
Anderson, Jeff	7	-12	0	0	0	0	-12	-1.7
TEAM	8	-70	0	0	0	0	-70	-8.8
Total	10	1339	1818	103	1000	129	4389	438.9
Opponents	10	1822	2172	422	518	25	4959	495.9



Texas Southern Tigers
 Texas Southern Tiger Overall Defensive Statistics (as of Nov 11, 2013)
 All games

##	Defensive Leaders	gp	Tackles				tfl/yds	Sacks no-yds	Pass defense			Fumbles		blkd	
			ua	a	tot				int-yds	brup	qbh	rcv-yds	ff	kick	saf
40	Thomas, Brandon	10	42	29	71	11.5-46	2.0-21	2-14	6			1-0			
33	Moore, Jarius	10	35	27	62	3.5-11	0.5-3		2	1					
9	Trahan, Darveon	9	34	24	58				1						
57	Conley, Lakendric	10	33	20	53	3.5-9		1-8	3	1		1-15			
23	Holmes, Michael	10	35	17	52				4					1	
29	Wilcox, LeTevin	8	31	19	50	1.5-4		1-0	2						
5	Walker, Tray	8	34	11	45	1.0-2		1-85	4						
21	Johnson, Demetrius	10	23	9	32	1.0-1		2-17	6						
26	Bamijoko, Zack	10	10	22	32	2.0-3		1-0	1			1-0			
44	Bloom, Amir	9	22	8	30	13.5-75	8.0-49			2		1-0	1		
93	Brady, Greg	10	13	15	28	5.5-15	1.5-9		2						
22	Silas, Remond	10	18	9	27	4.0-13	3.0-12						2		
39	White, Steven	10	15	9	24	3.5-11									
8	Gilley, Ernest	10	12	11	23	2.0-1		1-0	2	3			1		
98	Wheat, Justin	10	10	8	18	2.5-5	1.0-3					1-0			
73	Wright, Brandon	10	7	10	17										
99	Young, Torrin	9	3	7	10										
53	Holmes, Gary	9	3	5	8										
55	Holder, Vincent	8	3	4	7										
90	McWilliams, Derrick	9	2	5	7				1						
50	Gamble, Adrian	4	2	5	7										
30	Denson, Kendall	6	5	2	7							2-0			
27	Peoples, Tony	10	4	3	7										
46	Carter, Cory	10	4	2	6										
56	Swint, Donovan	3	1	5	6	0.5-3									
94	Boykins, Robert	10	3	3	6										
91	Mesier, Donald	5	4	1	5	2.0-15	1.0-12								
45	Salsberry, Quinton	6	3	1	4	1.0-8	1.0-8								
20	Adekeye, Adefemi	8	2	1	3			0-5	1				1		
89	Faires, Zachary	6	2		2										
31	Boykins, Reginald	4	1	1	2										
42	Wyre, Arthell	4	1	1	2	1.0-1									
TM	TEAM	8	2		2								1		1
96	Brown, Vincent	1		1	1										
6	Shipman, Dedric	10	1		1										
54	Jackson, Glenn	9	1		1										
12	Martinez, Sal	3		1	1										
3	Peters, Jaquaa	9		1	1										
38	Ortis, Wilbert	2		1	1	0.5-1									
85	Clark, Larry	8	1		1										
47	Black, Jonathan	3		1	1										
16	Perkins-Loving, Edwa	10	1		1										
78	Lang, Earnest	6	1		1										
18	Carrington, Earnest	4		1	1										
28	Mitchell, Erick	6							1						
Total		10	424	300	724	60-224	18-117	9-129	36	7		7-15	6	1	1
Opponents		10	418	265	683	114-523	44-320	8-25	23	18		13-4	9	1	



Texas Southern Tigers
Texas Southern Tiger Combined Team Statistics (as of Nov 11, 2013)
All games

Date	Opponent	Score	Att.	Record:	Overall	Home	Away	Neutral
* Aug 31, 2013	PRAIRIE VIEW A&M	L 13-37	18361	All games	2-8	0-4	2-4	0-0
Sep 14, 2013	at Sam Houston State	L 17-55	6403	Conference	2-7	0-4	2-3	0-0
* Sep 19, 2013	at Jackson State Tigers	L 7-35	13801	Non-Conference	0-1	0-0	0-1	0-0
* Sep 28, 2013	at Alabama A&M	L 10-12	7267					
* Oct 05, 2013	ALABAMA STATE	L 2-34	2186	Team Statistics		TXSOFB	OPP	
* Oct 12, 2013	at Arkansas-Pine Bluff	W 41-28	4491	FIRST DOWNS		166	221	
* Oct 19, 2013	ALCORN	L 13-20	4582	Rushing		75	101	
* Oct 26, 2013	at Grambling State Univ	W 23-17	7670	Passing		80	94	
* Nov 01, 2013	SOUTHERN	L 24-31	6406	Penalty		11	26	
* Nov 09, 2013	at Miss. Valley State	L 17-20	2706	RUSHING YARDAGE		1339	1822	

Rushing	gp	att	gain	loss	net	avg	td	lg	avg/g
Porter, Daveonn	9	130	658	76	582	4.5	4	56	64.7
Causey, Homer	9	131	839	318	521	4.0	6	67	57.9
Perkins-Loving, Edwa	10	57	250	45	205	3.6	1	28	20.5
Peoples, Tony	10	12	58	7	51	4.2	0	19	5.1
Christophe, Jay	4	13	49	20	29	2.2	0	15	7.2
Taylor, Joshua	4	6	22	1	21	3.5	0	9	5.2
Small, Jamal	7	28	89	80	9	0.3	2	19	1.3
Carter, Cory	10	2	8	0	8	4.0	0	8	0.8
Cross, Malik	8	2	5	3	2	1.0	0	5	0.2
Denson, Kendall	6	4	2	1	1	0.2	0	2	0.2
Carrington, Earnest	4	3	0	8	-8	-2.7	0	0	-2.0
Anderson, Jeff	7	1	0	12	-12	-12.0	0	0	-1.7
TEAM	8	7	0	70	-70	-10.0	0	0	-8.8
Total	10	396	1980	641	1339	3.4	13	67	133.9
Opponents	10	406	2047	225	1822	4.5	20	64	182.2

Passing	gp	effic	comp-att-int	pct	yds	td	lg	avg/g
Causey, Homer	9	108.87	116-213-7	54.5	1350	5	49	150.0
Small, Jamal	7	111.00	23-48-1	47.9	345	1	63	49.3
Carrington, Earnest	4	79.96	3-11-0	27.3	69	0	55	17.2
Christophe, Jay	4	95.36	5-10-0	50.0	54	0	20	13.5
Total	10	107.63	147-282-8	52.1	1818	6	63	181.8
Opponents	10	124.58	171-309-9	55.3	2172	15	82	217.2

Receiving	gp	no.	yds	avg	td	lg	avg/g
Shipman, Detric	10	37	513	13.9	2	63	51.3
Cross, Malik	8	29	339	11.7	1	49	42.4
Peters, Jaquaa	9	21	325	15.5	1	35	36.1
Clark, Larry	8	21	234	11.1	1	30	29.2
Porter, Daveonn	9	13	134	10.3	0	55	14.9
Plummer, Fred	3	8	72	9.0	0	22	24.0
Carpenter, Steven	4	5	31	6.2	0	13	7.8
Lane, Elston	7	4	63	15.8	0	23	9.0
Rosenberg, Billy	10	3	80	26.7	0	36	8.0
Perkins-Loving, Edwa	10	3	17	5.7	1	12	1.7
Peoples, Tony	10	3	10	3.3	0	6	1.0
Total	10	147	1818	12.4	6	63	181.8
Opponents	10	171	2172	12.7	15	82	217.2

Field Goals	fg	pct.	01-19	20-29	30-39	40-49	50-99	lg	blk
Medina, Eric	11-17	64.7	1-1	3-3	5-8	2-5	0-0	44	0
Carter, Cory	0-1	0.0	0-0	0-0	0-0	0-1	0-0	0	0

Scoring	td	fg	PAT				dxp	saf	pts
			kick	rush	rcv	pass			
Medina, Eric	-	11-17	18-18	-	-	-	-	-	51
Causey, Homer	6	-	-	-	-	-	-	-	36
Porter, Daveonn	4	-	-	-	-	-	-	-	24
Perkins-Loving, Edwa	2	-	-	-	-	-	-	-	12
Small, Jamal	2	-	-	-	-	-	-	-	12
Shipman, Detric	2	-	-	-	-	-	-	-	12
Clark, Larry	1	-	-	-	-	-	-	-	6
Cross, Malik	1	-	-	-	-	-	-	-	6
Peters, Jaquaa	1	-	-	-	-	-	-	-	6
TEAM	-	-	-	-	-	-	1	-	2
Carter, Cory	-	0-1	-	-	-	-	-	-	0
Total	19	11-18	18-18	-	-	-	1	-	167
Opponents	38	9-18	34-37	0-1	-	-	-	-	289

#	Defensive Leaders	gp	Tackles				tfl/yds	Sacks	Pass defense			Fumbles		blkd	saf
			ua	a	tot				no-yds	int-yds	brup	qbh	rcv-yds		
40	Thomas, Brandon	10	42	29	71	11.5-46	2.0-21	2-14	6	.	.	1-0	.	.	
33	Moore, Jarius	10	35	27	62	3.5-11	0.5-3	.	2	1	
9	Trahan, Darveon	9	34	24	58	.	.	.	1	
57	Conley, Lakendric	10	33	20	53	3.5-9	.	1-8	3	1	.	1-15	.	.	

Team Statistics	TXSOFB	OPP
FIRST DOWNS	166	221
Rushing	75	101
Passing	80	94
Penalty	11	26
RUSHING YARDAGE	1339	1822
Rushing Attempts	396	406
Average Per Rush	3.4	4.5
Average Per Game	133.9	182.2
TDs Rushing	13	20
PASSING YARDAGE	1818	2172
Comp-Att-Int	147-282-8	171-309-9
Average Per Pass	6.4	7.0
Average Per Catch	12.4	12.7
Average Per Game	181.8	217.2
TDs Passing	6	15
TOTAL OFFENSE	3157	3994
Average Per Play	4.7	5.6
Average Per Game	315.7	399.4
KICK RETURNS: #-Yards	48-1000	28-518
PUNT RETURNS: #-Yards	10-103	33-422
INT RETURNS: #-Yards	9-129	8-25
FUMBLES-LOST	22-13	10-7
PENALTIES-Yards	89-802	72-722
PUNTS-AVG	66-43.5	52-42.0
TIME OF POSSESSION/Game	30:44	30:46
3RD-DOWN Conversions	47/149	50/137
4TH-DOWN Conversions	5/13	8/12

Interceptions	no.	yds	avg	td	lg
Johnson, Demetrius	2	17	8.5	0	17
Thomas, Brandon	2	14	7.0	0	14
Wilcox, LeTevin	1	0	0.0	0	0
Bamijoko, Zack	1	0	0.0	0	0
Walker, Tray	1	85	85.0	0	85
Gilley, Ernest	1	0	0.0	0	0
Conley, Lakendric	1	8	8.0	0	8

Punting	no.	yds	avg	lg	tb	fc	i20	50+	blk
Carter, Cory	65	2873	44.2	64	2	8	20	19	1
TEAM	1	0	0.0	0	0	0	0	0	0

Punt Returns	no.	yds	avg	td	lg
Alonzo, Rudolfo	7	94	13.4	0	56
Carrington, Earnest	1	6	6.0	0	6
Richmond, Trenton	1	0	0.0	0	0
Cross, Malik	1	3	3.0	0	3
Total	10	103	10.3	0	56
Opponents	33	422	12.8	1	45

Kick Returns	no.	yds	avg	td	lg
Perkins-Loving, Edwa	26	648	24.9	0	47
Silas, Remond	6	125	20.8	0	44
Alonzo, Rudolfo	5	87	17.4	0	23
Peoples, Tony	4	69	17.2	0	32
Thomas, Brandon	2	20	10.0	0	12
Denson, Kendall	1	4	4.0	0	4
Carrington, Earnest	1	14	14.0	0	14
Richmond, Trenton	1	13	13.0	0	13
Porter, Daveonn	1	20	20.0	0	20
Mitchell, Erick	1	0	0.0	0	0
Total	48	1000	20.8	0	47
Opponents	28	518	18.5	1	97



Texas Southern Tigers
Texas Southern Tiger Game Results (as of Nov 11, 2013)
All games

Date	Opponent	Score	Overall	Conference	Time	Attend
* Aug 31, 2013	PRAIRIE VIEW A&M	L 13-37	0-1	0-1	3:10	18361
Sep 14, 2013	at Sam Houston State	L 17-55	0-2	0-1	3:07	6403
* Sep 19, 2013	at Jackson State Tigers	L 7-35	0-3	0-2	3hr 25m	13801
* Sep 28, 2013	at Alabama A&M	L 10-12	0-4	0-3	2:55	7267
* Oct 05, 2013	ALABAMA STATE	L 2-34	0-5	0-4	3:15	2186
* Oct 12, 2013	at Arkansas-Pine Bluff	W 41-28	1-5	1-4	3:09	4491
* Oct 19, 2013	ALCORN	L 13-20	1-6	1-5	3:30	4582
* Oct 26, 2013	at Grambling State Univ	Wo 23-17	2-6	2-5	3:09	7670
* Nov 01, 2013	SOUTHERN	L 24-31	2-7	2-6	3hr15min	6406
* Nov 09, 2013	at Miss. Valley State	L 17-20	2-8	2-7	3:06	2706



Texas Southern Tigers
Texas Southern Tiger Team Game-by-Game (as of Nov 11, 2013)
All games

TEAM STATISTICS

Date	Opponent	Rushing				Receiving				Passing				Kick Returns				Punt Returns				tot off
		no.	yds	td	lg	no.	yds	td	lg	cmp-att-int	yds	td	lg	no.	yds	td	lg	no.	yds	td	lg	
Aug 31	PRAIRIE VIEW A&M	42	137	0	29	11	106	1	30	11-23-2	106	1	30	5	128	0	44	0	0	0	0	243
Sep 14	at Sam Houston State	44	108	2	50	12	134	0	55	12-20-0	134	0	55	8	161	0	40	0	0	0	0	242
Sep 19	at Jackson State Tigers	33	38	1	15	9	111	0	37	9-17-0	111	0	37	5	134	0	47	0	0	0	0	149
Sep 28	at Alabama A&M	44	62	1	13	12	184	0	35	12-25-0	184	0	35	3	49	0	20	1	6	0	6	246
Oct 05	ALABAMA STATE	29	-38	0	34	19	223	0	36	19-34-1	223	0	36	8	141	0	29	1	0	0	0	185
Oct 12	at Arkansas-Pine Bluff	41	355	3	67	11	138	2	49	11-23-0	138	2	49	2	55	0	35	1	30	0	30	493
Oct 19	ALCORN	38	165	1	28	17	226	0	40	17-32-1	226	0	40	5	73	0	27	2	3	0	3	391
Oct 26	at Grambling State Univ	46	226	2	28	19	200	1	26	19-32-2	200	1	26	4	82	0	32	3	55	0	56	426
Nov 01	SOUTHERN	41	170	2	43	14	164	1	29	14-28-1	164	1	29	4	121	0	42	0	0	0	0	334
Nov 09	at Miss. Valley State	38	116	1	28	23	332	1	63	23-48-1	332	1	63	4	56	0	25	2	9	0	8	448
Texas Southern Tiger		396	1339	13	67	147	1818	6	63	147-282-8	1818	6	63	48	1000	0	47	10	103	0	56	3157
		406	1822	20	64	171	2172	15	82	171-309-9	2172	15	82	28	518	1	97	33	422	1	45	3994

Games played: 10
 Avg per rush: 3.4
 Avg per catch: 12.4
 Pass efficiency: 107.63
 Kick ret avg: 20.8
 Punt ret avg: 10.3
 All purpose avg/game: 438.9
 Total offense avg/gm: 315.7

Date	Opponent	Tackles				Sacks no-yds	Fumble		Pass Defense			Blkd kick	PAT Attempts				pts	
		ua	a	total	lfl-yds		ff	fr-yds	int-yds	qbh	brup		kick	rush	rcv	saf		
Aug 31	PRAIRIE VIEW A&M	47	39	86	4.0-16	0.0-0	2	2-0	0-0	2	2	0	1-1	0	0	0	0	13
Sep 14	at Sam Houston State	57	14	71	4.0-13	0.0-0	1	1-0	2-93	0	2	0	2-2	0	0	0	0	17
Sep 19	at Jackson State Tigers	32	36	68	3.0-11	1.0-9	0	0-0	0-0	0	3	0	1-1	0	0	0	0	7
Sep 28	at Alabama A&M	26	32	58	5.0-20	1.0-10	0	0-0	0-0	1	4	1	1-1	0	0	0	0	10
Oct 05	ALABAMA STATE	51	54	105	8.0-40	2.0-21	0	1-0	0-0	0	4	0	0-0	0	0	0	1	2
Oct 12	at Arkansas-Pine Bluff	52	28	80	5.0-14	2.0-11	0	0-0	3-17	1	4	0	5-5	0	0	0	0	41
Oct 19	ALCORN	41	36	77	7.0-28	2.0-10	2	2-15	0-0	0	8	0	1-1	0	0	0	0	13
Oct 26	at Grambling State Univ	42	11	53	6.0-23	4.0-19	0	0-0	2-5	0	4	0	2-2	0	0	0	0	23
Nov 01	SOUTHERN	40	28	68	10.0-30	2.0-14	1	1-0	2-14	0	3	0	3-3	0	0	0	0	24
Nov 09	at Miss. Valley State	36	22	58	8.0-29	4.0-23	0	0-0	0-0	3	2	0	2-2	0	0	0	0	17
Texas Southern Tiger		424	300	724	60.0-224	18.0-117	6	7-15	9-129	7	36	1	18-18	0	0	0	1	167
		418	265	683	114.0-523	44.0-320	9	13-4	8-25	18	23	1	34-37	0	0	0	0	289

Date	Opponent	Punting							Field Goals			Kickoffs						
		no.	yds	avg	long	blkd	tb	fc	50+	i20	md-att	long	blkd	no.	yds	avg	tb	ob
Aug 31	PRAIRIE VIEW A&M	7	339	48.4	57	0	0	0	3	2	2-2	33	0	4	232	58.0	1	1
Sep 14	at Sam Houston State	6	237	39.5	62	0	0	2	2	2	1-1	27	0	5	217	43.4	0	0
Sep 19	at Jackson State Tigers	10	398	39.8	54	1	0	0	3	2	0-0	0	0	2	94	47.0	0	0
Sep 28	at Alabama A&M	7	338	48.3	58	0	0	1	2	1	1-2	35	0	2	107	53.5	0	0
Oct 05	ALABAMA STATE	10	445	44.5	62	0	0	1	3	4	0-1	0	0	1	65	65.0	0	0
Oct 12	at Arkansas-Pine Bluff	4	167	41.8	61	0	1	0	1	1	2-2	44	0	8	462	57.8	0	0
Oct 19	ALCORN	6	236	39.3	50	0	0	1	1	3	2-4	44	0	4	211	52.8	2	0
Oct 26	at Grambling State Univ	4	164	41.0	57	0	0	0	1	3	1-3	35	0	4	200	50.0	0	0
Nov 01	SOUTHERN	7	303	43.3	64	0	0	3	1	2	1-1	22	0	4	190	47.5	0	1
Nov 09	at Miss. Valley State	5	246	49.2	53	0	1	0	2	0	1-2	21	0	5	236	47.2	0	0
Texas Southern Tiger		66	2873	43.5	64	1	2	8	19	20	11-18	44	0	39	2014	51.6	3	2
		52	2183	42.0	67	0	7	7	15	26	9-18	41	1	58	3280	56.6	8	0



Texas Southern Tigers
Texas Southern Tiger Game Superlatives (as of Nov 11, 2013)
All games

INDIVIDUAL GAME HIGHS

Rushes	20	Porter, Daveonn at Alabama A&M (Sep 28, 2013)
	20	Porter, Daveonn at Arkansas-Pine Bluff (Oct 12, 2013)
	20	Porter, Daveonn vs Alcorn (Oct 19, 2013)
Yards Rushing	196	Causey, Homer at Arkansas-Pine Bluff (Oct 12, 2013)
TD Rushes	2	Causey, Homer at Arkansas-Pine Bluff (Oct 12, 2013)
	2	Causey, Homer vs Southern (Nov 01, 2013)
Long Rush	67	Causey, Homer at Arkansas-Pine Bluff (Oct 12, 2013)
Pass attempts	32	Causey, Homer vs Alcorn (Oct 19, 2013)
Pass completions	17	Causey, Homer vs Alcorn (Oct 19, 2013)
Yards Passing	226	Causey, Homer vs Alcorn (Oct 19, 2013)
TD Passes	2	Causey, Homer at Arkansas-Pine Bluff (Oct 12, 2013)
Long Pass	63	Small, Jamal at Miss. Valley State (Nov 09, 2013)
Receptions	9	Clark, Larry at Miss. Valley State (Nov 09, 2013)
Yards Receiving	192	Shipman, Detric at Miss. Valley State (Nov 09, 2013)
TD Receptions	1	Shipman, Detric vs Prairie View A&M (Aug 31, 2013)
	1	Cross, Malik at Arkansas-Pine Bluff (Oct 12, 2013)
	1	Perkins-Loving, Edwa at Arkansas-Pine Bluff (Oct 12, 2013)
	1	Peters, Jaquaa at Grambling State Univ (Oct 26, 2013)
	1	Shipman, Detric vs Southern (Nov 01, 2013)
	1	Clark, Larry at Miss. Valley State (Nov 09, 2013)
Long Reception	63	Shipman, Detric at Miss. Valley State (Nov 09, 2013)
Field Goals	2	Medina, Eric vs Prairie View A&M (Aug 31, 2013)
	2	Medina, Eric at Arkansas-Pine Bluff (Oct 12, 2013)
	2	Medina, Eric vs Alcorn (Oct 19, 2013)
Long Field Goal	44	Medina, Eric at Arkansas-Pine Bluff (Oct 12, 2013)
	44	Medina, Eric vs Alcorn (Oct 19, 2013)
Punts	10	Carter, Cory vs Alabama State (Oct 05, 2013)
Punting Avg	49.2	Carter, Cory at Miss. Valley State (Nov 09, 2013)
Long Punt	64	Carter, Cory vs Southern (Nov 01, 2013)
Long Punt Return	56	Alonzo, Rudolfo at Grambling State Univ (Oct 26, 2013)
Long Kickoff Return	47	Perkins-Loving, Edwa at Jackson State Tigers (Sep 19, 2013)
Tackles	14	Trahan, Darveon vs Prairie View A&M (Aug 31, 2013)
Sacks	3.0	Bloom, Amir at Grambling State Univ (Oct 26, 2013)
Tackles For Loss	4.0	Bloom, Amir at Grambling State Univ (Oct 26, 2013)
	4.0	Brady, Greg at Miss. Valley State (Nov 09, 2013)
Interceptions	1	Walker, Tray at Sam Houston State (Sep 14, 2013)
	1	Conley, Lakendric at Sam Houston State (Sep 14, 2013)
	1	Johnson, Demetrius at Arkansas-Pine Bluff (Oct 12, 2013)
	1	Bamijoko, Zack at Arkansas-Pine Bluff (Oct 12, 2013)
	1	Thomas, Brandon at Arkansas-Pine Bluff (Oct 12, 2013)
	1	Gilley, Ernest at Grambling State Univ (Oct 26, 2013)
	1	Wilcox, LeTevin at Grambling State Univ (Oct 26, 2013)
	1	Johnson, Demetrius vs Southern (Nov 01, 2013)
	1	Thomas, Brandon vs Southern (Nov 01, 2013)



Texas Southern Tigers
Texas Southern Tiger Game Superlatives (as of Nov 11, 2013)
All games

TEAM GAME HIGHS

Rushes	46	at Grambling State Univ (Oct 26, 2013)
Yards Rushing	355	at Arkansas-Pine Bluff (Oct 12, 2013)
Yards Per Rush	8.7	at Arkansas-Pine Bluff (Oct 12, 2013)
TD Rushes	3	at Arkansas-Pine Bluff (Oct 12, 2013)
Pass attempts	48	at Miss. Valley State (Nov 09, 2013)
Pass completions	23	at Miss. Valley State (Nov 09, 2013)
Yards Passing	332	at Miss. Valley State (Nov 09, 2013)
Yards Per Pass	7.4	at Alabama A&M (Sep 28, 2013)
TD Passes	2	at Arkansas-Pine Bluff (Oct 12, 2013)
Total Plays	86	at Miss. Valley State (Nov 09, 2013)
Total Offense	493	at Arkansas-Pine Bluff (Oct 12, 2013)
Yards Per Play	7.7	at Arkansas-Pine Bluff (Oct 12, 2013)
Points	41	at Arkansas-Pine Bluff (Oct 12, 2013)
Sacks By	4	at Grambling State Univ (Oct 26, 2013)
	4	at Miss. Valley State (Nov 09, 2013)
First Downs	26	at Miss. Valley State (Nov 09, 2013)
Penalties	14	at Jackson State Tigers (Sep 19, 2013)
Penalty Yards	183	at Jackson State Tigers (Sep 19, 2013)
Turnovers	4	vs Prairie View A&M (Aug 31, 2013)
Interceptions By	3	at Arkansas-Pine Bluff (Oct 12, 2013)



Texas Southern Tigers
Texas Southern Tiger Game Superlatives (as of Nov 11, 2013)
All games

OPPONENT INDIVIDUAL GAME HIGHS

Rushes	23	Walker, A., vs Alcorn (Oct 19, 2013)
Yards Rushing	130	Walker, A., vs Alcorn (Oct 19, 2013)
TD Rushes	3	Anderson, at Arkansas-Pine Bluff (Oct 12, 2013)
Long Rush	64	Eldemire, B., at Alabama A&M (Sep 28, 2013)
Pass attempts	45	Anderson, at Arkansas-Pine Bluff (Oct 12, 2013)
Pass completions	29	LOVELOCKE, Jerry, vs Prairie View A&M (Aug 31, 2013)
Yards Passing	316	Anderson, at Arkansas-Pine Bluff (Oct 12, 2013)
TD Passes	3	Duhart, Daniel, vs Alabama State (Oct 05, 2013)
Long Pass	82	Williams, D., at Grambling State Univ (Oct 26, 2013)
Receptions	8	DUNLAP, Gabe, vs Prairie View A&M (Aug 31, 2013)
Yards Receiving	102	McGhee, A., at Grambling State Univ (Oct 26, 2013)
TD Receptions	2	Robinson, Justi, vs Alabama State (Oct 05, 2013)
Long Reception	82	Rogers, C., at Grambling State Univ (Oct 26, 2013)
Field Goals	2	Louthan, Alex, vs Alabama State (Oct 05, 2013)
	2	Mccraney, H., vs Alcorn (Oct 19, 2013)
	2	Galon, C., at Miss. Valley State (Nov 09, 2013)
Long Field Goal	41	Galon, C., at Miss. Valley State (Nov 09, 2013)
Punts	8	Galon, C., at Miss. Valley State (Nov 09, 2013)
Punting Avg	65.0	Dunavant, Brad, at Sam Houston State (Sep 14, 2013)
Long Punt	67	Dunavant, Brad, at Sam Houston State (Sep 14, 2013)
Long Punt Return	45	Williams, Torra, at Sam Houston State (Sep 14, 2013)
Long Kickoff Return	97	Stafford, J., at Miss. Valley State (Nov 09, 2013)
Tackles	14	Harris, at Arkansas-Pine Bluff (Oct 12, 2013)
Sacks	2.0	Jones, Javancy, at Jackson State Tigers (Sep 19, 2013)
	2.0	Washington, D, vs Alabama State (Oct 05, 2013)
	2.0	Heningburg, Ray, vs Alabama State (Oct 05, 2013)
	2.0	Brown, D., vs Southern (Nov 01, 2013)
	2.0	Franklin, J., at Miss. Valley State (Nov 09, 2013)
	2.0	Simpson, R., at Miss. Valley State (Nov 09, 2013)
Tackles For Loss	4.0	Baker, Leland, vs Alabama State (Oct 05, 2013)
Interceptions	1	METCALF, David, vs Prairie View A&M (Aug 31, 2013)
	1	GRANT, Adrien, vs Prairie View A&M (Aug 31, 2013)
	1	Tate, Maurice, vs Alabama State (Oct 05, 2013)
	1	Knox, J., vs Alcorn (Oct 19, 2013)
	1	Peoples, N., at Grambling State Univ (Oct 26, 2013)
	1	Smith, N., at Grambling State Univ (Oct 26, 2013)
	1	Balancier, A., vs Southern (Nov 01, 2013)
	1	Franklin, J., at Miss. Valley State (Nov 09, 2013)



Texas Southern Tigers
Texas Southern Tiger Game Superlatives (as of Nov 11, 2013)
All games

OPPONENT TEAM GAME HIGHS

Rushes	55	vs Alabama State (Oct 05, 2013)
Yards Rushing	323	at Sam Houston State (Sep 14, 2013)
Yards Per Rush	6.0	at Sam Houston State (Sep 14, 2013)
TD Rushes	5	at Sam Houston State (Sep 14, 2013)
Pass attempts	45	at Arkansas-Pine Bluff (Oct 12, 2013)
Pass completions	32	vs Prairie View A&M (Aug 31, 2013)
Yards Passing	316	at Arkansas-Pine Bluff (Oct 12, 2013)
Yards Per Pass	9.7	at Grambling State Univ (Oct 26, 2013)
TD Passes	3	at Sam Houston State (Sep 14, 2013)
	3	vs Alabama State (Oct 05, 2013)
Total Plays	91	vs Alabama State (Oct 05, 2013)
Total Offense	522	at Arkansas-Pine Bluff (Oct 12, 2013)
Yards Per Play	6.4	at Grambling State Univ (Oct 26, 2013)
Points	55	at Sam Houston State (Sep 14, 2013)
Sacks By	8	vs Alabama State (Oct 05, 2013)
	8	at Miss. Valley State (Nov 09, 2013)
First Downs	32	at Arkansas-Pine Bluff (Oct 12, 2013)
Penalties	13	at Jackson State Tigers (Sep 19, 2013)
Penalty Yards	144	at Jackson State Tigers (Sep 19, 2013)
Turnovers	3	at Sam Houston State (Sep 14, 2013)
	3	at Arkansas-Pine Bluff (Oct 12, 2013)
	3	vs Southern (Nov 01, 2013)
Interceptions By	2	vs Prairie View A&M (Aug 31, 2013)
	2	at Grambling State Univ (Oct 26, 2013)





TSU FACILITIES

New Home of TSU Tigers' Football

The Texas Southern Tigers played their first home football game in the BBVA Compass Stadium on September 15, 2012 against Jackson State University. The state of the art facility cost an estimated \$95 million dollars. The BBVA Compass Stadium seats 22,000 fans with 33 main suites and 2 party suites. There are full service concession stands throughout the stadium with local vendor booths in the south end zone. Fans can watch all the action on a giant screen located above the north end zone.



The Tigers have a customized locker room and four other multi-purpose locker rooms. The playing surface is bermuda grass. The stadium has 7 broadcast booths (3 radio and 4 TV) and a working media area that accomodates up to 50 journalists with work stations. BBVA Compass stadium sits on 12 acres in Downtown Houston's East End, just southeast of Minute Maid Park, the home of the Houston Astros.



Texas Southern played six home games in their first season in the facility in 2012. The BBVA Compass Stadium is also home to the Houston Dynamo, a professional soccer team.


Alexander Durley Sports Complex - Soccer, Track & Field and Football Practice Facility

The Alexander Durley Sports Complex got a \$1 million dollar facelift in 2012. The track was resurfaced with a new mondo track, the same surface used in the 2012 London Olympics. The renovations began in November 2011 and were completed before the 2012 TSU Relays in March. This was the first phase of the improvements. Over the next three to five years, there are plans to increase the seating capacity to 10-thousand and add concessions and permanent restrooms.



This was the third time that the facility has undergone renovations. In 2003, the facility got a \$1.3 million dollar upgrade. The improvements included redesigning and resurfacing the track with a mondo covering...the same material used at the Olympics and World Games. Areas for the high jump, triple jump, long jump and pole vault were also installed. The grass football field was replaced with field turf.

The Alexander Durley Sports Complex was built on top of the practice track and field in 1984. The new facility included a synthetic covered track and field, a grass football field, a press box and bleachers for 3300 fans. It was closed to competition from 1996 until the university invested an additional \$600,000 to upgrade the bleachers and other amenities in 2005. The improvements included tearing down the old press box and replacing it with a facility for the coaches, clock operator and score keeper. An area for the President was also constructed which can accommodate 30 people. The scoreboard was upgraded and a state-of-the-art sound system was installed. Some home games were played on this field, but now the football team only uses it as a practice facility. The sports complex is used at the home field for soccer competitions and the TSU Relays.



Tigers Weight Room

Texas Southern University prides itself in its renovated strength and conditioning department. A 4,500 square foot facility equipped with nine pieces of cardio equipment, four seven gauge U.S. steel power racks, four oak finished Olympic platforms, two full sets of urethane rubber dumbbells ranging from 20lbs to 120lbs, and a full functional 20 X 20 yard core area.





2013 MEDIA INFORMATION

Welcome to another exciting season of Texas Southern University Athletics. These game notes are designed to assist the media, professional scouts, and fans in their coverage and/or evaluation of TSU athletics. Additional information, photographs and related services are available upon request.

Mailing Address

Texas Southern University
Sports Information Office
H&PE Building, Room 111
3100 Cleburne Avenue
Houston, TX 77004

Contact Phone Numbers

Sports Information Office (713) 313-7603
Sports Information Fax (713) 313-1045
Sports Information Email: bushrr@tsu.edu

WORKING CREDENTIALS:

For those who cover the Tigers on a regular basis, one pass will be issued for the entire season. Please apply online at www.tsuball.com (inside athletics / sports information). You can email or call the Sports Information office for more information (bushrr@tsu.edu) or (713) 313-7603.

Media covering individual games should submit requests online at least 5 working days prior to the event.

Game passes to photographers will be given to WORKING PRESS ONLY. The passes will be given out approximately 30 minutes before the ticket gates open to the public; however, arrangements to obtain a pass must be made at least 5 working days in advance with the TSU Sports Information office.

GAME SERVICES:

Prior to the game, fact sheets, statistics, media guides and/or game programs will be available to the media on press row. Game statistics will be distributed after each quarter and at halftime. Final box scores will be distributed after the game.

Phone lines will be available for sending game related material from press row. Refreshments will also be available.

Please remember that press row is a working press area and that there is absolutely no cheering allowed. Your cooperation is appreciated.

INTERVIEW POLICIES:

The TSU Tigers and Tigers coaching staff will be available for interviews throughout the season. All interviews must be cleared and scheduled through the Sports Information office.

Media members are generally welcome to attend practice sessions but must check in with the TSU Sports Information office prior to attending. Interviews should be concluded 15 minutes prior to the beginning of practice. Requested coaches and players will be available to the media after a brief cooling-off period following each game.

The TSU Sports Information office will make every effort to ensure that the media gets the access and information needed to meet their deadlines.

TSU ATHLETICS ON LINE:

Information on all TSU intercollegiate sports is available on line at www.TSUBALL.com.

Tickets: For ticket information call 713-313-GAME (4263).

SWAC WEEKLY FOOTBALL TELECONFERENCE

The SWAC football coaches will be available on a weekly teleconference each Monday from August 19th - November 18th from 10:00 am until Noon Central time. Each coach will be available for 8-10 minutes each week for questions and reviews.

Media representatives who wish to participate should call (800) 977-8002. The participant code is 87446744#.

A replay of each week's teleconference will be available each Tuesday on the conference's website: www.swac.org.

TELECONFERENCE SCHEDULE

- 10:00 a.m. -- 10:05 a.m. SWAC News and Notes
- 10:05 a.m. -- 10:15 a.m. Alabama A&M University (Anthony Jones)
- 10:15 a.m. -- 10:25 a.m. Alabama State University (Reggie Barlow)
- 10:25 a.m. -- 10:35 a.m. Alcorn State University (Jay Hopson)
- 10:35 a.m. -- 10:45 a.m. Univ. of Arkansas-Pine Bluff (Monte Coleman)
- 10:45 a.m. -- 10:55 a.m. Grambling State University (Doug Williams)
- 10:55 a.m. -- 11:05 a.m. Jackson State University (Rick Comegy)
- 11:05 a.m. -- 11:15 a.m. Mississippi Valley State University (Karl Morgan)
- 11:15 a.m. -- 11:25 a.m. Prairie View A&M University (Heishma Northern)
- 11:25 a.m. -- 11:35 a.m. Southern University (Dawson Odums)
- 11:35 a.m. -- 11:45 a.m. Texas Southern University (Darrell Asberry)

SWAC MEDIA INFORMATION

SWAC MEDIA E-MAIL DISTRIBUTION LIST

Information on SWAC Football and all SWAC sports will be emailed to accredited media on a regular basis. To be added to the SWAC Media email distribuion list, please send a request to Zena Lewis (z.lewis@swac.org).

ZENA LEWIS
Assistant Director of Communications
Office: (205) 241-3468
Fax: (205) 252-9997
e-mail: z.lewis@swac.org
www.swac.org

For the latest information on SWAC Football and its 17 additional sports, log on to www.swac.org for weekly releases, notes, game recaps and stats throughout the season.