



2000 Freedom Conference Player of the Year Rasheed Campbell

2017-18 LYCOMING COLLEGE MEN'S BASKETBALL RECORD BOOK

Lycoming 200	2-5	Individual Single-Season Records	36-39
MAC 100 Century Team	6	Team Single-Season Records	40
Conference Champions	7-8	Single-Game Records	41
NCAA Tournament Teams	9-10	Game-by-Game Results	42-63
Awards & Honors	11-14	All-Time Postseason Opponents	64-65
All-Time Participants	15-18	In the National Rankings	66
Year-by-Year Records & Statistics	19-20	100-Point Games	67
Coaching Records	21	Overtime Games	68
Year-by-Year Leaders	22-24	Game-by-Game vs. Opponents	69-84
Conference Leaders	25-26	All-Time Records vs. Opponents	85
NCAA Division III Leaders	27	Tip-Off Tournament History/Records	86-88
1,000-Point Club	28-32	Basinger Tournament History/Records	89-90
Career Records	33-35	Lamade Gym	91



During the 2011-12 academic year, the Lycoming College athletic department releases a series of 200 key moments in the athletic program's history in conjunction with the school's bicentennial. Below are the moments that have to do with men's basketball from the list.

7. First Basketball Team, 1907-08

While the Seminary began to leave its impact on the football field and track cinders, the boys at the school quickly became interested in this new sport from New England called basketball. Invented in 1892 by Dr. James Naismith, the boys at the Seminary began playing the game just 10 years later, practicing each night in a small gym. It took five more years, though, before the team would make its interscholastic debut, albeit under difficult conditions. In Holmes' history, she said, "The team had a small schedule and did not play well due to poor training rules and a lack of stamina. They only practiced once a week against a team of scrubs." From those humble beginnings of a 0-3 season, starting with a 57-14 loss to Wyoming Seminary, the team turned into a winner just two years later, finishing 5-1.

10. The Insurmountable Seminary, 1916

One year after finishing 4-6 overall, the 1916 Dickinson Seminary boys' basketball team left its mark as perhaps the greatest team in the Seminary's history. At the very least, it was the only one to enjoy an undefeated season. With Howard Robbins on the sidelines, the Seminary five allowed just one opponent to come within five points of it, as the Jersey Shore Y.M.C.A. fell to Seminary by a combined seven points in two games. With only eight men on the squad, the team leaned heavily on its starting five, captain Ray Krebs and Lewis Wynn started at forward, Ward Lewis played center and Roland Wolf and George Foresman played at guard. Krebs and Lewis each averaged in double figures. At the end of the season, the Seminary team hit its stride, more than doubling the scores of Lewisburg High School (50-18), Lock Haven Normal (65-9) and York High School (55-14) during the team's final three games.

11. Ray Krebs, 1916

There really was no doubt who the star of the undefeated 1916 team was – rangy forward with a solid jumper, Ray Krebs was a three-year starter for the Seminary basketball team. Consistently the team's leading scorer as a junior, he was an easy pick as captain. Early in the season, he led the team to a two-point win over the Jersey Shore Y.M.C.A. Later in the season, he outscored both Elmira Free Academy, 28-24, and Lewisburg High School, 25-18. Besides the high-scoring averages on the basketball court, Krebs was also the captain of the football team in 1915, starting at left halfback.

15. M. Ross "Cardy" Swartz, 1923-30

A graduate of Lebanon Valley College, M. Ross Swartz, better known as "Cardy," came to Dickinson Seminary straight out of the minor leagues. A pitcher in Reading and Rochester, Swartz came to the hilltop in 1923 as the athletic director and the football, men's basketball and baseball coach. For the next six years, he held those titles. On the gridiron, Swartz' teams finished under .500 just twice and he finished his tenure with a 28-17-4 (.612) record. In his first two years, he coached two of the best squads in the prep school's history, posting an 11-2 record. On the basketball court, he took a team that went 3-7 in his first year and transformed it into one that posted an 8-5 mark in 1927-28, the most wins for a Seminary team since the undefeated 1916 team.

18. Hilltop Gymnasium, 1924-80

In 1922, only one year into his presidency, Dr. John W. Long made one of the most popular decisions of his early time in office. Plans were made to build a gymnasium – a new building specifically for athletics. According to Deb Holmes' history of the athletic program, "Not only did the students contribute to the building fund, but they unanimously voted to raise tuition \$10 a year for the purchase of new equipment for the teams." At a cost of \$16,500, the Seminary opened the building with "facilities for basketball, handball, bowling, indoor baseball and track as well as containing wonderfully equipped sets of body building instruments, boasts of a 60-by-20 foot swimming pool," the school yearbook, *The Dart*, proclaimed. The student paper, *the Union*, said of the preview weekend of the building during Homecoming that, "No one entered without first stopping to admire the outside, resembling as someone remarked of a very fine community building rather than what is supposed to be just a school gymnasium. Lighted up as it was, with broad stone steps leading up to the entrance, it gave everyone a real thrill of pride to realize that at last, the gymnasium was ready for use." And for the next 56 years, used it was. The Hilltop Gymnasium was the home of the

men's basketball team from the building's construction and the wrestling (1956) and women's basketball (1978) teams also used the building as their headquarters. Today, the building still stands as the Fine Arts Building, although the athletic arenas have long since vanished from the building.

21. John Lindemuth, 1927

From just down Fourth Street in Newberry, Lindy was an eight-time letterwinner at the Seminary, posting letters with the football (three), track and field (three) and basketball (two) teams. As a right end on the football team, Lindy worked his way to the captaincy as a senior. The 1927 *Dart* yearbook proclaimed that, "Some morning he will awake and find himself famous." Sure enough, 14 years later, Lindemuth began to leave a legacy that is still in evidence today. He was approached by Little League creator, Carl Stotz, and along with coaching a team, he became the member of the board. He eventually became a full-time employee and became the commissioner of the organization in 1955, helping to spread the Little League World Series into an international event. His connection to the Lycoming College never wavered, either, as the Athletics Hall of Famer was central in having the Little League teams from the World Series stay in the college dorms in the '50s before dorms were built on-site in South Williamsport. In the '80s, he also endowed a scholarship prize at the school.

27. Earl Z. McKay, 1932-41

Earl Z. McKay spent more time around the Seminary's ballfield and the Hilltop Gymnasium than anyone in the first half century of the school's athletics history. He was a star quarterback for the Seminary and a basketball captain before graduating in 1925. After spending four years at Cornell University, he returned to the hilltop and served as an assistant coach under Bob Heisel. When Heisel stepped down as football coach in 1932, McKay took on the duties of head football and basketball coach. During his decade with the football team, despite taking over a squad that eliminated its athletic scholarships due to the Great Depression, he led the team to four winning seasons and the 1936 Eastern Junior College Championship. On the basketball court, McKay's teams were even better, posting a then-school-record 81-45 (.643). In between, he helped the athletic program transition from Seminary teams to Junior College teams beginning in 1935. His tenure at Dickinson Junior College was cut short in 1942, though, as he enlisted in the war effort, serving as a Red Cross Field Director.

29. Men's Basketball Team, 1934-35

During his first two years as head basketball coach, Earl Z. McKay quickly led the team to one of the most dramatic jumps in the school's history, taking the team from a 5-5 record in 1933 to an 11-4 mark in 1934. In 1934-35, while the athletic department made the transition from a focus on its prep school students to its junior college students, McKay developed one of the finest teams in school history led by junior college students Bernard Dempsey, Howard Springman and the star of the squad, Don Manno. The team posted several impressive wins, including taking down Keystone Junior College, 47-16, Bucknell Freshmen, 49-14, and the Mansfield Teachers College, 48-21. The Mansfield game was postponed a week due to an auto accident that injured three members of the team on the way to the game, but it didn't slow the McKaymen down, who won seven straight games at one point before a narrow loss to Wyoming Seminary. Still, the team had a successful enough season that it played an unofficial post-season game, downing Rehobeth Beach, 72-24. In all, the team finished 13-2, averaging 50.2 points per game, a high average for the time period.

31. Don Manno, 1934-36

"The guard without a flaw," was how Coach Earl Z. McKay described Don Manno. A 6-2 lanky guard, Manno was one of the stars on one of the Junior College's best teams in 1934-35, leading the "Miracle Basketball Team" to a 13-2 record. Also a tackle on the football team and a member of the baseball team, there was no doubt that Manno was a special athlete. After graduating, he went on to West Chester State Teachers' College and began to play semi-pro baseball after college. The Williamsport High School graduate eventually was signed by the New York Yankees and he spent four years climbing through the minors. In 1940, he led the Three I (Indiana, Iowa and Illinois) League with 19 triples and 113 RBIs and he found himself in the big leagues, with the Boston Bees (now the Atlanta Braves) in September. The highlight of his two-year big league career was when he hit his only career home run, a go-ahead grand slam in the sixth inning to lead



the Bees to a 5-4 win over Brooklyn on Sept. 26, 1940. He is the only student-athlete in the history of the school to go on to play in the major leagues. Milt Graff, who played with the Kansas City A's in 1957-58, went on to attend and graduate Lycoming College after his playing career.

35. War-Time Basketball, 1942-43, '44-45

Everything changed in America on Dec. 7, 1941. With World War II under way, the look and feel of athletics in colleges, high schools and even professional sports immediately underwent massive challenges. Dickinson Junior College's teams were no exception. Football was discontinued immediately. However, in 1942-43, the basketball team survived, even though the schedule didn't begin until after Christmas. Part of what the team lost during the 3-6 season was Earl Z. McKay, who left to serve in the war effort as a Red Cross Field Director after nine years as the head coach of the team. In 1943-44, the school dropped inter-scholastic sports, only playing intramural sports. Rollie Hain guided the team during the 1942-43 season and continued to coach the team in 1944-45, but that season ended after just two games when three men left the team for the service. Bill Edwards left for the Air Corps, Bob Smith chose the Navy and Bob Bevington headed to the Coast Guard. The next year, the team played a full schedule of 13 games.

36. Charlie Weeks, 1943

A sharpshooting forward, Charlie Weeks was the star of the wartime basketball team at Dickinson Junior College, posting 125 points in nine games in 1942-43, good for an average of 13.9 points per game. Weeksie, a native of Warsaw, N.Y., also served as the vice president of the sophomore class that season.

38. Bob Smith, 1946-56

An economics and history professor from Lock Haven State Teachers College, Bob Smith spent a decade as the coach of the school's basketball program, guiding the program into a four-year program and eventually into the NCAA. After the basketball program at the junior college struggled through the war, Smith came on board in 1946-47 and immediately led the team to a three-win improvement. In 1947-48, as the school changed its name to Lycoming College and became a four-year institution, Smith led the team to a 12-5 record. In the next season, Smith guided the team through its first varsity year playing only four-year colleges and the team suffered its only losing season with him at the helm. Just two years later, he guided the team to a 16-3 record, posting the best winning percentage in school history in 1950-51. Smith also led his teams to two undefeated campaigns at the Hilltop Gym and he served as the school's athletic director from 1951-53. In all, Smith led his hardwood squads to a 119-81 (.595) record and he coached three of the school's 1,000-point scorers. After a decade with the program, Smith stepped down as basketball coach to focus on his role as athletic director, where he stayed until 1957.

42. Jack Sowers, 1947-51

The first great scorer in the history of the Lycoming College men's basketball team, Jack Sowers is the first 1,000-point scorer in school history. Originally enrolled in 1947 when the school was still a junior college, Sowers was a star for the team from his first day on campus. As a sophomore, while the team struggled in its first season playing only other four-year colleges, Sowers starred, scoring 275 points and setting a school-record with 32 points against Wilkes. After that 2-19 season, he helped lead the Warriors to success soon after, as the team improved to a school-best 16-3 mark in his senior year. Sowers averaged 18.7 points during that season and he finished his career with 1,016 points. Sowers was also one of the tennis team's top players.

46. Vince Leta, 1950-54

When Jack Sowers graduated, he passed the torch onto one of the greatest basketball players in school history. Vince Leta, a powerful forward, averaged 12.1 points per game as a freshman before his scoring average jumped 7.5 points as a sophomore. By his junior year, as he averaged 27.8 points and 17.3 rebounds per game, he had already set the school record for points. With a school-record 30.9 scoring average in 1953-54, he set another school record and more than half a century later, he still holds eight school career and single-season marks and his 1,834 points is still third in school history. His scoring average as a senior was the second-best mark in the NCAA and his 46 points against Bloomsburg in 1952 is still the school record. Meanwhile, Leta's teams were some of the best in school history, as the team recorded a 61-21 record while he was on campus, winning 16 games in a season three times. Leta went on to be drafted in the ninth round of the NBA draft by the Philadelphia Warriors and he was a member of the famed Washington Generals for two tours with the Harlem Globetrotters.

He also played with the U.S. All-American Basketball All-Stars in South America and when he settled down in Williamsport, he played in the Eastern Basketball League with the Williamsport Billies, the Wilkes-Barre Barons and the Hazleton Hawks. He was inducted into the Central Pennsylvania Basketball Hall of Fame and the Lycoming College Athletics Hall of Fame in 1986.

50. Nels Phillips, 1959-78

A graduate of Springfield College, Nelson Phillips came to Lycoming College in 1959, taking over the position of George Lawther, who had served as coach of the men's soccer, men's basketball and men's tennis teams from 1957-59. Phillips, like his predecessor, coached all three sports, but he spent just three years as the basketball coach, guiding the team to a nine-win season in 1960-61, the program's most in four years. However, the hiring of Dutch Burch as head baseball and basketball coach in 1962 helped Phillips focus on his roles as the soccer and tennis coach. He ended up spending 19 seasons on the bench with the men's soccer program, retiring in 1978 as the program's then-leader in all-time victories with 54 wins, coaching 11 all-conference players. On the courts, he was even better, coaching for 20 years and helping the team to 12 winning seasons and two appearances in the conference playoffs. He still holds the school-record in tennis with 111 career wins.

57. Dutch Burch, 1962-94

A graduate of the University of Pittsburgh, where he remains in the record books as one of the best scorers in school history, Clarence "Dutch" Burch came to Lycoming in 1962 and began one of the longest, most colorful and most successful careers in the annals of the College. After a 5-15 season in his first year at the helm, he quickly went about rebuilding the Warriors and he led the team to its first Middle Atlantic Conference regular-season championship in 1965-66, just three years later. He added two more titles in 1983-84 and 1984-85 and Lycoming made 11 appearances in the postseason during Burch's tenure. Lycoming enjoyed one of its finest seasons in 1984-85, compiling a then-school record 19 wins en route to a berth in the NCAA Division III Tournament. The Warriors lost in the first round of the tournament, 54-52, to a Widener team that reached the final four. Burch's Warriors never backed down from a challenge during his tenure, routinely facing Division I programs such as Bucknell, Lehigh, Navy and Army. Burch, who was MAC Coach of the Year in 1983-84, coached 17 first-team all-conference picks and two league most valuable players during his career. He also coached 11 of the program's 25 1,000-point scorers, including the all-time leading scorer, Rich Henninger, who posted 2,184 points in his four-year career from 1970-74. He also coached five of the program's top 10 all-time leading rebounders. Known as one of the true gentlemen of college basketball, Burch guided the Warriors to four Sam Schoenfeld Sportsmanship Awards, given annually by the Collegiate Basketball Officials Association. In addition to coaching basketball, Burch served as athletic director at Lycoming from 1976-83. He was inducted into the College's Athletics Hall of Fame in 1994.

65. 1965-66 Men's Basketball Team

In his fourth year as head coach of the men's basketball team, Clarence "Dutch" Burch completed the rebuilding process by transforming the Warriors into a high-flying offensive-minded team. A stretch of 12 wins in 13 games to wrap up the regular-season helped the Warriors clinch their first MAC Northern Division title, with the team wrapping up the title with an 89-74 win over Dickinson, as Dick O'Donnell scored 30 points to help the team clinch the title with two games left in the season. In the team's first playoff game, though, the Warriors fell to Albright, 76-68, at St. Joseph's Fieldhouse in Philadelphia in the MAC Northern Division Championship. Still, the team posted a 16-5 record, its best since the 1950-51 season and the Warriors made the Hilltop Gymnasium a frightening place to play for opponents, as the team finished 8-0 at home. Ron Travis, a senior forward, earned the league's Player of the Year award after averaging 21.0 points and a league-best 15.9 rebounds per game and O'Donnell earned first-team all-league honors after averaging 16.2 points and 9.4 rebounds per game. Guard Bud Frampton added 17.0 points and 3.2 rebounds per game. All three players earned spots in the athletics hall of fame, with Travis being inducted in 1986, O'Donnell in 1988 and Frampton in 1997.

**80. Rich Henninger, 1970-74**

A 6-5 forward from across the Susquehanna River in South Williamsport, Rich Henninger came to Lycoming College in 1970 and from the time that he first stepped foot on campus, he was a difference-maker. An honorable mention All-MAC selection as a freshman after averaging 23.0 points per game, Henninger followed that by leading the conference in scoring for the final three years of his career, finishing in the top 20 in the nation in scoring twice. As a senior, Henninger, who posted 22 30-point games, broke the school's scoring record set by Vince Leta in 1954 and 37 years later, his mark of 2,184 points still stands. He was one of the most decorated athletes in school history, earning three First Team All-MAC honors and MAC Player of the Year honors after averaging 24.9 points as a senior. He also earned National Association of Basketball Coaches All-District Team honors and Associated Press All-State accolades during his career and is the only three-time winner of the Tomahawk Award (Outstanding Male Athlete) in school history. As a senior, he became the first Academic All-American in school history, earning second team honors as a forward. He is still in the school's career top five in six categories and he is in the top 10 in 12 single-season lists. Henninger was a member of the inaugural Lycoming College Athletics Hall of Fame in 1986.

82. Jeff Billman, 1977

A 6-6 forward from Tamacqua, Pa., Jeff Billman improved throughout his time with the Warriors, developing from a player that averaged just 1.7 points and 2.1 rebounds as a freshman into a three-year starter who became one of the team's top scorers and rebounders. As a sophomore, he helped lead the Warriors to the Middle Atlantic Conference Northern Division Semifinals and as a junior, he scored more than 300 points and averaged 7.8 rebounds per game. As a senior, Billman averaged 12.7 points and 6.1 rebounds per game, helping him earn Honorable Mention Academic All-American honors. Billman was the third athlete in the school's history to earn the honor and the second men's basketball player.

89. Lamade Gym, 1980-Pres.

More than two decades in the making, a new gymnasium at Lycoming College seemed like a faraway dream, even when construction was begun on the building. When President Frederick E. Blumer took over at Lycoming College in 1976, it was made his priority to replace the claustrophobic Hilltop Gymnasium. The basketball court was physically too small, there was barely any seating. The pool was just as small. It had been a priority of the school to replace the building with a modern gymnasium for years. Originally, the new arena was set to be constructed soon after the completion of College Field (now David Person Field) at the Union Avenue complex. However, more pressing buildings on campus needed to be completed first, such as the Academic Center. Finally, in the late '70s, the reigns of the project were handed to Blumer and four years later, the new building, complete with a 2,000-seat gymnasium and 400-seat pool was finished. When the building was opened, several former members of the Lycoming community who waited so long to see the new gym were there, including Bishop Frederick Wertz, who was president of the school from 1955-68, and former director of athletics David Busey, who had retired in 1974. The large wooden-floor gymnasium allows for two full volleyball courts and plenty of additional basketball practice space, while the facility comes complete with locker rooms for each team. Named after George R. Lamade, the publisher of former Williamsport-based weekly publication, GRIT, the building has produced many headline-inducing moments since its opening, including serving as the host of seven volleyball conference title teams, 11 wrestling conference title teams, two men's basketball conference title teams and one women's basketball conference title team.

98. Gone Dancin', 1985

Just three years after setting a school record with 16 straight losses, the Lycoming men's basketball team enjoyed one of the most remarkable years in the program's history. Led by First Team All-MAC North selection junior Ed Langer, who scored 489 points during the 19-7 campaign, and Second Team All-MAC North pick senior Tom Doyle, who was a member of the 1982-83 squad, the Warriors started an eight-game winning streak after an overtime loss to Wilkes. By the end of January, the team was 14-2 and ranked 12th in the nation. The team wrapped up the MAC Northwest section title for the second straight year and hosted the MAC Northern Division playoffs. In the first round of the tournament, the Warriors beat Wilkes, 60-58, in front of the second-largest crowd in Lamade Gym history, 2,100. However, the Warriors fell to Scranton in the championship, 56-50. Still, the Warriors were rewarded for the strong season with the school's first NCAA Division III Tournament bid for a team sport. The Warriors made their

first appearance a memorable one, losing to eventual Final Four team Widener, 54-52, in the first round before beating Washington & Jefferson, 102-92, in double overtime in the consolation game of the regional.

101. Ed Langer, 1982-86

When Ed Langer came to Lycoming College in 1982, the men's basketball program was reeling from a 5-17 season. The forward quickly became a key part of the lineup, scoring 206 points as a rookie and leading the team to a three-win improvement. As a sophomore, though, as he solidified a spot in the starting lineup, Langer became a star. He averaged 15.9 points in his second year and helped the Warriors to the MAC North West division title. As a junior, he was even better, averaging 18.8 points and led the Warriors to one of the best seasons in school history. The team won 19 games and reached the NCAA Division III Tournament for the first time. As a senior, he averaged 21.3 points per game, helping the team to the conference playoffs for the third straight time. In all, Langer scored 1,582 career points, the fourth-most in school history. He earned three straight All-MAC honors, two NABC All-District honors and one ECAC Division III All-Star honor. He was inducted into the College's Athletics Hall of Fame in 1991.

105. Jeff Jones, 1985-89

No one benefitted from the NCAA rule change to add the 3-point shot during the 1986-87 season more than Lycoming College's Jeff Jones. A 6-0, 180-pound guard from Northern Lehigh High School, Jones averaged just 4.6 points in 1985-86 with no 3-point line. As a sophomore, with the line installed and a starting slot in the lineup, his scoring average jumped to 14.1 points per game and he canned 42 treys. He exploded the next year, though, leading the NCAA Division III in 3-point field goals made per game (4.2), hitting a school-record 97 treys, and averaging 18.2 points per game. Amazingly, he hit a school-record 52.7 percent of his treys that year. He was just as good as a senior, averaging 20.0 points per game while earning NABC Second Team All-District honors and drilling 78 more treys. The First Team All-MAC honoree wrapped up his career with 1,324 career points and 232 3-pointers, as he won the 1989 Tomahawk Award as the College's top male athlete. Jones still ranks fifth all-time in Division III in 3-point field goal percentage (.492) and 25th in 3-point field goals made per game at 3.27. Still active in the game, Jones is currently the head varsity boys' basketball coach at Whitehall High School. He was inducted into the College's Athletics Hall of Fame in 1996.

145. Andy Rutherford, 1995-98

Game-changer. When Andy Rutherford transferred from Methodist College to join his brother, Kevin, the athletic 6-5 forward immediately changed the Warriors' fortunes. Having suffered through six losing seasons in a row, Rutherford stepped onto an elite stage, averaging 19.4 points, 8.3 rebounds and 2.9 assists per game en route to his first of two straight Freedom League Most Valuable Player awards and the Columbus Multimedia Regional Player of the Year award. Along the way, he helped the team reach the NCAA Tournament Second Round and set a school record with 21 wins. As a junior, his scoring average dipped to 14.6 points per game, 5.0 rebounds and 2.5 steals per game, but he still earned his second first-team NABC All-District and Columbus Multimedia All-Region honors. A two-time DIII News and Columbus Multimedia All-American, Rutherford wrapped up his career by averaging 19.2 points, 5.4 rebounds, 3.3 assists and 2.7 steals per game, earning his third straight All-Freedom League honors. In all, despite playing just three years, Rutherford finished his career with 1,352 points and in the top 10 in 10 career categories and 14 single-season ones. Rutherford was inducted into the Lycoming College Athletics Hall of Fame in 2006.

162. 94 Years in the Making, 2002

After finishing the regular-season with a 17-7 record and in a tie for first in the Freedom Conference with King's, the Warriors came back from 11 down in the first half to edge out the defending conference champions, Scranton, 70-67, led by the play of forward Matt Stackhouse, who posted 26 points and 12 rebounds in the conference semifinals. On Feb. 23, 2002, the Lycoming men's basketball team travelled to King's to compete in the fifth conference championship game in the program's history, looking for their first conference title. Lycoming used a 14-0 run in the first half to build a 19-point halftime lead and King's never got closer than four points the rest of the way and when King's did close within four, Jason Black and Chris Napier, both seniors, hit jumpers to get the lead back to eight points. Black notched 27 points in the championship tilt to lead all scorers. In the NCAA Tournament, Lycoming beat Gettysburg in the first round before dropping a second round game to Randolph-Macon. Freedom Conference Player of the Year Tom Wesner led the Warriors during the season, averaging 17.4 points and 95 3-pointers and Napier, who averaged 15.4 points and 6.6 rebounds per game. Both players were named first-team all-conference while



Stackhouse earned second-team accolades. Head coach Terry Conrad, who left the Warriors for Bloomsburg University in 2003, earned the conference's coach of the year award.

166. Twin Towers, 2003-04

In his first season as head coach, Don Friday had a team with a distinct height advantage. The men's basketball team's frontcourt featured a pair of senior center captains in 6-8 Matt Stackhouse from Hughesville, Pa. and 6-8 L.J. Huggler from Kersey, Pa. The pair had developed throughout their careers in the Blue and Gold, going from averaging a combined 4.8 points and 3.4 rebounds during their freshman years in 2000-01. Stackhouse broke through as a sophomore, averaging 13.7 points and 8.6 rebounds per game while starting on the 2002 Freedom Conference Championship team. It took Huggler one more year to break into the lineup, doing so in 2002-03 to the tune of 12.7 points and 5.5 rebounds. As seniors, they combined with 6-5 sophomore Jonathan Pribble to become one of the most formidable frontcourts in the nation. All three averaged in double figures and earned all-conference honors, with Stackhouse leading the way by averaging a double-double at 16.8 points and 10.6 rebounds, despite missing 10 games due to an injury. Huggler started all 29 games, averaging 14.1 points and 5.4 rebounds and Pribble added 20.0 points and 6.3 rebounds. Complementing Huggler while Stackhouse was out with an injury, 6-9 Jeremiah Edison posted 7.1 points and 4.4 rebounds per game. Together, the four blocked 74 shots and posted 26.7 rebounds per game, with Stackhouse and Huggler providing the impetus for the tough-minded Warriors to finish second in the nation with a +11.0 rebounding margin and win the Freedom Conference title for the second time in three years. Stackhouse racked up his career with a school-record 142 blocked shots and he is also in the top 10 in five other all-time rankings. Huggler, meanwhile, is in the top 10 in three categories, including a solid .608 career field goal percentage.

175. Jonathan Pribble, 2002-06

From the day he entered Lycoming College, Jonathan Pribble was one of the men's basketball team's top scorers, leaving a mark on the basketball program seldom seen before. Along the way, he picked up Freedom Conference Rookie of the Year, three all-conference honors and a league Player of the Year award as a senior. He also earned NABC All-District honors as a junior and senior and was the first player in school history to earn First Team D3hoops.com All-Middle Atlantic Region honors as a senior. The Woolrich, Pa., native wrapped up his career second in school history with 1,974 points and 252 career 3-pointers made, third in scoring average (19.0), third in field goals made (688), fifth in 3-point field goal percentage (.391), fifth in free throws made (346), fifth in blocked shots (65) and ninth in steals (115). During his last three seasons, Pribble eclipsed 500 points in every one, posting three of the 11 500-point seasons in school history. As a sophomore, he posted 561 points, leading the Freedom Conference in scoring for the first of two times, and led the Warriors to the second round of the NCAA Tournament. He also won eight Freedom Conference Player of the Week awards. He was inducted into the Lycoming College Athletics Hall of Fame in 2011.

199. Jerald Williams, 2009-13

In 2009, Guy Rancourt needed a leader to guide his fast-paced and high-flying offense. When he found Jerald Williams in Riverdale, Md., he had his man. The 5-7 point guard led the Warriors to a 10-win improvement as a freshman, helping him earn the Commonwealth Conference Rookie of the Year award. With Williams running the offense, he led the team to the NCAA Tournament, setting a school-record with 84 steals, finishing sixth in the nation, and posting 151 assists, 25th-best in the country, just shy of the school record. He got even better, finishing his sophomore campaign fourth in the nation in assists (7.3), sixth in steals per game (3.0) and ninth in assist-turnover ratio (2.94), leading the Commonwealth Conference in all three categories. His 17 assists against Delaware Valley were the second most in the division and also set school and Commonwealth Conference records. That just set up another record-shattering season in 2011-12, as he helped the Warriors to the conference title game for the second time in his three-year career, earning him Second Team All-Commonwealth Conference honors. He finished second in the NCAA Division III in assists, seventh in steals and fourth in assist-turnover ratio. He broke the school's career steals and assists records while also breaking his own school records for assists in a season (227) and in a game (21 at Mount Aloysius, Dec. 17, 2011). During his junior year alone, he posted an unbelievable nine double-digit assist efforts and notched three double-doubles. Williams also set the MAC record for assists per game in a season (8.7). Overall, Williams entered his senior year holding school records with 560 assists and 242 steals and is within reach of the NCAA Division III's all-time top 25.

James Brodmerkel, 1947-51

One of the first athletic stars at the new College, Jim Brodmerkel earned seven letters (three in basketball, three in tennis and one in baseball) during his four years at Lycoming. Brodmerkel played on the first basketball, tennis and baseball teams after the transition to Lycoming College in 1948. He quickly developed into a star in both basketball and tennis, improving so greatly in tennis that he moved into the top slot in the lineup by his sophomore year. He also partnered with Jack Sowers to win Metropolitan and Western Pennsylvania doubles tournaments in the Pittsburgh area. On the hardwood, Brodmerkel was a welcome complement to Sowers, the first 1,000-point scorer in school history. The forward averaged 15.1 points as a senior while helping the team to a school-best 16-3 record, still the best winning percentage in school history. Still active 60 years after his graduation at the College, Brodmerkel scored a transition layup during the Warriors' Alumni men's basketball game in 2011. He was inducted into the Athletics Hall of Fame in 2001.

Harry Perretta, 1978

With each game that he wins at Villanova, Harry Perretta gives the Lycoming College basketball program just bit more fluff in its feathers. Without a doubt, one of the most successful coaches to ever graduate from the College, Perretta has won more than 600 games on the Philadelphia campus in the last 34 years. Surprisingly, though, Perretta's career on the hardwood at Lycoming College was limited to just one season on the junior varsity squad in 1974-75. An injury ended his career that year, but Perretta spent the next three years learning the coaching trade from Dutch Burch and when he graduated, he stepped into the head coaching job at Villanova University. In the ensuing 34 year, he has led the Wildcats to nine NCAA Tournament appearances, national rankings in the Associated Press poll, Big East regular season and tournament championships in both 1985-86 and 1986-87, the 2003 Big East Tournament title, seven outright and four shared Big 5 titles and fourteen 20-win or better seasons. In addition, one of his players, Shelly Pennefather, was recognized in 1987 as the nation's top women's basketball player, winning the Margaret Wade Trophy and earning Kodak All-America honors. In his first season, he led the 'Cats to a 17-8 record and was a finalist for the AIAW small college coach of the year. During his career, Perretta and the Wildcats have had many highlights, including reaching the Final Four of the AIAW in 1982. In 2011, Perretta won his 600th career game, posting a 76-47 win over Iona on Nov. 12, 1978, and he finished the season with a 617-392 overall record.

Joe Bressi, 1994-00

When Dutch Burch stepped down as men's basketball coach after 32 years, director of athletics Frank Girardi stepped a bit outside the box when he hired Bloomsburg's women's basketball coach, Joe Bressi. Bressi, though, had proven he can win at every level, coaching Bishop McDevitt High School's girls' basketball team to two state titles and leading the Huskies to a 175-47 mark in eight years at the helm. Taking over a program that won just eight games in the two years before his hire, Bressi energized the squad, leading the team to 11 wins in his first year, 1994-95, the last losing season for the Warriors until 2008-09. In his second year with the team, Bressi led the team to a school-record 21 wins and he coached the school's only All-American, Andy Rutherford. He led the team to the NCAA Tournament and the first of four Middle Atlantic Conference Tournament appearances in his tenure. By the time Bressi left Lycoming to take the job as the director of athletics at Central Dauphin High School, he had compiled an 81-44 record for a school-record .647 winning percentage. He coached three Freedom Conference Players of the Year, two rookies of the year, nine all-conference picks and he earned the conference's coach of the year award in 1998-99. Bressi was inducted into the Pa. Basketball Hall of Fame in 1999.



MAC All-Century Team honorees:
1996-97 All-American Andy Rutherford
(left); 2005-06 All-District honoree Jonathan
Pribble (right)



MAC 100 Century Teams

As part of the MAC 100 celebration, the Middle Atlantic Conference recognized top athletes from conference history, naming student-athletes to Century Teams in each sport from each era. Eras were delineated based on conference membership and sport sponsorship. The number of individuals selected per team varies depending upon the nature of the sport. Century Teams were selected from an online fan vote combined with the MAC Sports Information Directors vote.

Ron Travis '67 - 1963-74

Travis came to Williamsport as a junior in high school when his family moved from Olean, N.Y. Little did he know, except for a period of about five years after his graduation from Lycoming College in 1967, he would make Williamsport his home for the next six decades. A part of the first full recruiting class of Dutch Burch's 32-year career, Travis helped change the fortunes of the Warriors, taking a team that went 5-15 in his first year to a team that went 16-5 in his last year with the program. The 6-2 forward became the team's go-to player as a sophomore, averaging 19.2 points and 15.5 rebounds per game en route to becoming the first player in school history to earn First Team All-Middle Atlantic Conference honors. As a junior, he was even better, averaging 21.0 points and 15.9 rebounds, as he was named the MAC Northern Division Player of the Year while leading the Warriors to the division regular-season title. He played the first 11 games during the 1966-67 season before graduating, averaging a career-best 23.0 points per game, and despite not playing the second half of the year, he earned his third straight First Team All-MAC accolades. His 1,124 career rebounds are second in school history, his 17.7 scoring average is sixth and his 1,413 career points are ninth. He was a member of the inaugural Lycoming College Athletics Hall of Fame class in 1986. After Lycoming, Travis went on to the Dickinson School of Law at Penn State, where he graduated in 1970. He is an attorney with the Williamsport-based firm Rieders, Travis, Humphrey, Harris, Waters & Waffenschmidt.

Andy Rutherford '99 - 1994-03

When Rutherford transferred from Methodist College to join his brother, Kevin, the athletic 6-5 forward immediately changed the Warriors' fortunes. Having suffered through six losing seasons in a row, Rutherford stepped onto an elite stage, averaging 19.4 points, 8.3 rebounds and 2.9 assists per game en route to his first of two straight Freedom League Most Valuable Player awards and the Columbus Multimedia Regional Player of the Year award. Along the way, he helped the team reach the NCAA Tournament second round and set a school record with 21 wins. As a junior, his scoring average dipped to 14.6 points per game, 5.0 rebounds and 2.5 steals per game, but he still earned his second first-team NABC All-District and Columbus Multimedia All-Region honors. A two-time DIII News and Columbus Multimedia All-American, Rutherford wrapped up his career by averaging 19.2 points, 5.4 rebounds, 3.3 assists and 2.7 steals per game, earning his third straight All-Freedom League honors. In all, despite playing just three years, Rutherford finished his career with 1,352 points and in the top 10 in 10 career categories and 14 single-season ones. Rutherford was inducted into the Lycoming College Athletics Hall of Fame in 2006. Rutherford is the operations assistant manager at PFM Asset Management in Harrisburg, Pa.

Richard Henninger '74 - 1963-74

A 6-5 forward from across the Susquehanna River in South Williamsport, Henninger came to Lycoming College in 1970 and from the time he first stepped foot on campus, he was a difference-maker. An honorable mention All-MAC selection as a freshman after averaging 23.0 points per game, Henninger followed that by leading the conference in scoring the final three years of his career, finishing in the top 20 in the nation twice. As a senior, Henninger, who posted 22 30-point games, broke the school's scoring record set by Vince Leta in 1954 and 37 years later, his mark of 2,184 points still stands. He was one of the most decorated athletes in school history, earning three First Team All-MAC honors and MAC Player of the Year honors after averaging 24.9 points as a senior. He also earned National Association of Basketball Coaches All-District Team honors and Associated Press All-State accolades during his career and is the only three-time winner of the Tomahawk Award (Outstanding Male Athlete) in school history. As a senior, he became the first Academic All-American in school history, earning second team honors as a forward. He is still in the school's career top five in six categories and is in the top 10 in 12 single-season lists. Henninger was a member of the inaugural Lycoming College Athletics Hall of Fame in 1986. He is a guidance counselor and section leader at Biglerville High School.

Jonathan Pribble '06 - 2004-12

From the day he entered Lycoming College, Pribble was one of the men's basketball team's top scorers, leaving a mark on the basketball program seldom seen before. Along the way, he picked up Freedom Conference Rookie of the Year, three all-conference honors and a league Player of the Year award as a senior. He also earned NABC All-District honors as a junior and senior and was the first player in school history to earn First Team D3hoops.com All-Middle Atlantic Region honors as a senior. The Woolrich, Pa., native wrapped up his career second in school history with 1,974 points and 252 career 3-pointers made, third in scoring average (19.0), third in field goals made (688), fifth in 3-point field goal percentage (.391), fifth in free throws made (346), fifth in blocked shots (65) and ninth in steals (115). During his last three seasons, Pribble eclipsed 500 points in every one, posting three of the 11 500-point seasons in school history. As a sophomore, he posted 561 points, leading the Freedom Conference in scoring for the first of two times, and led the Warriors to the second round of the NCAA Tournament. He also won eight Freedom Conference Player of the Week awards. He was inducted into the Lycoming College Athletics Hall of Fame in 2011. Pribble is now the director of membership at the Champions Retreat Golf Club in Augusta, Ga.



2002 Freedom Conference champions

20-8 Overall

Head Coach: Terry Conrad

Assistant Coaches: Scott Rodgers,
Jamie Spencer

No.	Name	Pos.
3	Thomas Wesner	G
20	Matt Spears	G
21	Tomislav Cutura	F
22	Thomas Renner	F
23	Chris Napier	F
24	Curtis Mays	G
25	Jason Black	G
33	Rob Johnson	G
40	Matt Fisher	F
42	Joe Walker	F
43	Nick Tagliaferri	F
50	Matt Stackhouse	C
54	Lyle Huggler	C



2004 Freedom Conference champions

21-8 Overall

Head Coach: Don Friday

Assistant Coaches: Scott Miner,
David Stark

No.	Name	Pos.
3	Curtis Mays	G
10	Greg Arrow	G
12	Shaun Morris	G
14	Patrick Baylor	G
20	Jonathan Pribble	F
22	Scott Corrigan	G
24	Brad Musser	G
30	J.J. Manikowski	G
32	Nick Myers	G
34	Michael DiNatale	F
42	Derrick Dull	F
44	Jeff Warner	F
50	Matthew Stackhouse	C
52	Jeremiah Edison	C
54	L.J. Huggler	C



Regular Season First-Place Finishes

Year	Conference	Record	Year	Conference	Record
1965-66	MAC Northern Division	13-1	2007-08	Commonwealth Conference	7-3
1973-74	MAC Northern Division	8-2	2009-10	Commonwealth Conference*	10-4
1983-84	MAC Northwest Division	10-3	2014-15	Commonwealth Conference	13-3
1984-85	MAC Northwest Division	14-2	2016-17	MAC Commonwealth	13-3
2001-02	Freedom Conference*	10-4	* Tied for first		



2016 MAC Commonwealth champions

19-10 Overall

Head Coach: Guy Rancourt

Assistant Coaches: Steven Asher, Garrett Kelly, Jack McAndrew, Malcolm Covington

No.	Name	Pos.
1	Nykolos King	G
2	David Johnson	G
3	Armani Taylor	G
4	Jordan Howze	G
5	Willie Kee	G
10	T.J. Duckett	G
12	Eric Ishman	G
13	Calvin Chandler	F
14	Hiro Yamaki	G
15	Serge Cole	F
20	Alex Newbold	G
21	John Monkam	G
23	Johan Hammarstedt	G
24	Chris Wallace	F
31	Roger Wilson	F
33	Nick Meek	F



2017 MAC Commonwealth champions

24-5 Overall

Head Coach: Guy Rancourt

Assistant Coaches: Josh Einhorn, Fivos Kostis, Jack McAndrew

No.	Name	Pos.
0	Damani Myers	G
1	Nyk King	G
2	David Johnson	G
3	Ronald Jefferson	G
4	Jordan Howze	G
5	Willie Kee	G
10	T.J. Duckett	G
11	Trent Bishop	F
13	Calvin Chandler	F
14	Hiro Yamaki	G
15	Serge Cole	F
20/23	Alex Newbold	G
22/12	Darius James	G
24/31	Chris Wallace	F
33/25	Nick Meek	F





1985 At-Large bid
NCAA Championship First Round



1996 At-Large bid
NCAA Championship Second Round



2002 Automatic bid
Freedom Conference champions
NCAA Championship Second Round



2004 Automatic bid
Freedom Conference champions
NCAA Championship Second Round



2010 At-Large bid
NCAA Championship First Round



2016 Automatic bid
MAC Commonwealth champions
NCAA Championship First Round



***2017 Automatic bid
MAC Commonwealth champions
NCAA Championship Second Round***



2002 Freedom Conference Player of the Year Tom Wesner



1974 MAC Northern Division Player of the Year Rich Henninger

Awards & Honors

All-Americans

Year	Name	Organization	Team
1996	Andy Rutherford	Columbus Multimedia	2nd
1996	Andy Rutherford	DIII News	HM
1997	Andy Rutherford	DIII News	5th
1997	Andy Rutherford	Columbus Multimedia	HM

CoSIDA

Academic All-Americans

Year	Name	Team	Pos
1973	Richard Henninger	2nd	F
1977	Jeff Billman	HM	-
1979	Mike Brown	6th	-

Academic All-District Team

Year	Name	Team
1989	Doug Fealtman	1st
1995	Nate Dewing	1st
2008	Kevin Morris	1st

Lycoming College Athletics Hall of Fame

Ind. Yr.	Name	Class Yr.
1986	Rich Henninger	1974
1986	Ron Travis	1967
1986	Vince Leta	1954
1987	Charles Sample	1968
1988	Les Dye	1938
1988	Dick O'Donnell	1976
1989	Mike Brown	1979
1989	Mark Molesky	1979
1990	John DiMarco	1976
1991	Ed Langer	1986
1992	Tom Doyle	1985
1993	Jay Cleveland	1988
1994	Clarence "Dutch" Burch	Heac Coach
1995	George Fortner	1955
1996	Jeff Jones	1989
1997	Wilson "Bud" Frampton	1967
1998	Bill Conroy	1978
1999	Tim Marose	1993
2000	Bill Graff	1956
2001	James Brodmerkel	1951

2006	Andy Rutherford
2007	Harry Perretta
2010	Robb Curry
2010	Chris Napier
2011	Jonathan Pribble
2012	Tommy Wesner
2014	Geoff Boblick
2015	Matt Stackhouse
2016	Greg Sye

Most Outstanding Male Athlete

Year	Player
1959	Cliff Smith
1960	Louis Miorelli
1961	Louis Miorelli
1966	Ron Travis
1967	Ron Travis
1972	Rich Henninger
1973	Rich Henninger
1974	Rich Henninger
1976	John DiMarco
1978	Bill Conroy
1979	Mike Brown
1988	Jay Cleveland
1989	Jeff Jones
2002	Chris Napier
2004	Matt Stackhouse
2006	Jonathan Pribble
2009	Greg Sye

Sol "Woody" Wolf Award

(Given to the junior student-athlete that has made the most improvement during his/her first three years with a team)

Year	Player
1973	Rich Henninger
1975	John DiMarco
1980	Adam Dugan
1981	Adam Zajac
1987	Jay Cleveland
1995	Nate Dewing
2001	Chris Napier
2003	Matt Stackhouse
2005	Jonathan Pribble
2008	Greg Sye
2017	Chris Wallace

Robb Curry Jr. Coach of the Year Award

Year	Name
2009-10	Guy Rancourt
2016-17	Guy Rancourt

West Branch Valley Sports Hall of Fame

Ind. Yr.	Name	Class Yr.
1974	Don Manno	1936
1982	Vince Leta	1954
1987	John Lindemuth	1927
1989	Bill Byham	SID
1991	Dutch Burch	Coach
1996	Albert Wilson	1957
2000	Ron Travis	1966
2001	Bob Smith	Coach
2003	Ed Kriner	---
2008	Carl Nolan	1954
2008	Bill Graff	1956
2011	Walter Dunston	1957

Sporting News

Preseason All-American

Year	Player	Team
1996	Andy Rutherford	1st Team

Street & Smith's

Preseason All-American

Year	Player	Team
1996	Andy Rutherford	2nd Team

NABC

All-District Team

Year	Name	Team
1966-67	Ron Travis	3rd
1973-74	Rich Henninger	1st
1979-80	Ray Graff	1st
1984-85	Ed Langer	1st
1985-86	Ed Langer	1st
1986-87	Jay Cleveland	2nd
1988-89	Jeff Jones	2nd
1995-96	Andy Rutherford	1st



Awards & Honors



2008 MAC Scholar Athlete
Kevin Morris



2006 Freedom Conference Rookie of the Year
Greg Syc

Awards & Honors

1996-97	Andy Rutherford
2001-02	Tommy Wesner
2002-03	Tommy Wesner
2004-05	Jonathan Pribble
2005-06	Jonathan Pribble

Honors Court

Year	Name
2013-14	Pat Dougher
2014-15	Pat Dougher

Columbus Multimedia All-Mid-Atlantic Region

Player of the Year

1995-96	Andy Rutherford
---------	-----------------

Coch of the Year

Year	Coach
1996	Joe Bressi

All-Region

Player	Team
1996	Andy Rutherford
1997	Andy Rutherford
1997	Tobias Gray
1998	Andy Rutherford

Sam Schoenfeld Sportsmanship Award Lehigh Valley-Scranton Area

1986, 1988, 1994

Harrisburg Area

1966, 1974

D3Hoops.com

All-Middle Atlantic Region

Coch of the Year

Year	Coach
2010	Guy Rancourt

All-Region

Year	Player	Team
2002-03	Tommy Wesner	2nd
2002-03	Matt Stackhouse	2nd
2005-06	Jonathan Pribble	1st
2016-17	David Johnson	2nd

1st Buzzer Beater of the Year nominee

Year	Player	Game
2011-12	Ihsaan Davis	vs. Staten Island (11/18/11)

2nd Team of the Week

Date	Name
1/10/2004	Jonathan Pribble
2/29/2004	Jonathan Pribble
11/19/2004	Jonathan Pribble
1/27/2010	Mike Bradley
1/12/2011	Ihsaan Davis
12/21/2011	Jerald Williams
12/8/2013	Kevin Anthony
12/20/2016	Chris Wallace

D3 News/Schelde

Coch of the Month

Date	Name
12/2011	Guy Rancourt

Player of the Month

Year	Date	Name
	11/2012	Jerald Williams

State Farm College Slam Dunk

Dark Horse Dunker Competition

Year	Player	Round
2013-14	Kevin Anthony	Lost in quarterfinals

CBS Sports

GEICO Play of the Year nominee

Year	Player	Play
2014-15	Nyk King	Dunk vs. Widener

ESPN

Top 10 Plays

Year	Player	Play
2012-13	Will Wingate	Dunk vs. Messiah (#3)

Associated Press

Pennsylvania All-State

Year	Player	Team
1949	Johnny Gray	HM
1973	Rich Henninger	-

East Coast Athletic Conference All-East Region

Year	Player
1967	Ron Travis
1973	Rich Henninger
1984	Ed Langer

Middle Atlantic Conference

Northern Division

Player of the Year

1965-66	Ron Travis
1973-74	Rich Henninger

Coch of the Year

1983-84	Dutch Burch
---------	-------------

All-Conference

1964-65	Ron Travis.....	1st Team
1965-66	Ron Travis.....	1st Team
1965-66	Dick O'Donnell.....	1st Team
1966-67	Ron Travis.....	1st Team
1966-67	Bud Frampton.....	Honorable Mention
1967-68	Terry Buchanan.....	1st Team
1968-69	Bill Jula.....	2nd Team
1968-69	Mark Henderson.....	2nd Team
1970-71	Rich Henninger.....	Honorable Mention
1971-72	Rich Henninger.....	1st Team
1971-72	Tom Smith.....	Honorable Mention
1972-73	Rich Henninger.....	1st Team
1973-74	Rich Henninger.....	1st Team
1974-75	John DiMarco.....	Honorable Mention
1977-78	Mark Molesky.....	1st Team
1977-78	Bill Conroy.....	Honorable Mention
1979-80	Adam Zajac.....	Honorable Mention
1979-80	Ray Graff.....	2nd Team
1980-81	Adam Zajac.....	Honorable Mention
1980-81	Earl Ostrander.....	Honorable Mention



1996 All-Freedom Conference pick Kevin McFarland



Two-time Commonwealth Conference Player of the Week Mike Bradley

Awards & Honors

1982-83	Bill Vadinsky.....	2nd Team
1983-84	Ed Langer.....	2nd Team
1984-85	Ed Langer.....	1st Team
1984-85	Tom Doyle.....	2nd Team
1985-86	Ed Langer.....	1st Team
1986-87	Jay Cleveland.....	1st Team
1987-88	Jay Cleveland.....	2nd Team
1988-89	Jeff Jones.....	1st Team
1988-89	Mel Allen.....	2nd Team

Northwest League

All-Conference

1991-92	Tim Marose.....	Receiving Votes
1991-92	Bill Trump.....	Receiving Votes
1992-93	Bill Trump.....	Honorable Mention

Freedom Conference

Player of the Year

1995-96	Andy Rutherford
1996-97	Andy Rutherford
1999-00	Rasheed Campbell
2001-02	Tom Wesner
2005-06	Jonathan Pribble

Rookie of the Year

1994-95	Geoff Boblick
1998-99	Chris Napier
2002-03	Jonathan Pribble
2005-06	Greg Sye

Coach of the Year

1998-99	Joe Bressi
2001-02	Terry Conrad
2005-06	Don Friday

All-Conference

1995-96	Andy Rutherford.....	1st Team
1995-96	Kevin McFarland.....	2nd Team
1996-97	Tobias Gray.....	1st Team
1996-97	Andy Rutherford.....	1st Team
1997-98	Andy Rutherford.....	1st Team
1998-99	Kevin Rutherford.....	1st Team
1998-99	Rasheed Campbell.....	2nd Team
1999-00	Rasheed Campbell.....	1st Team
1999-00	Brian Lindsay.....	2nd Team
2000-01	Chris Napier.....	1st Team
2001-02	Tom Wesner.....	1st Team

2001-02	Chris Napier.....	1st Team
2001-02	Matt Stackhouse.....	2nd Team
2002-03	Tom Wesner.....	1st Team
2002-03	Matt Stackhouse.....	1st Team
2003-04	Jonathan Pribble.....	1st Team
2003-04	Matt Stackhouse.....	2nd Team
2003-04	L.J. Huggler.....	2nd Team
2004-05	Jonathan Pribble.....	1st Team
2005-06	Jonathan Pribble.....	1st Team
2005-06	Brad Musser.....	2nd Team
2006-07	Greg Sye.....	2nd Team

Players of the Week

Date	Name
11/24/1997	Geoff Boblick
1/11/1998	Rasheed Campbell
1/25/1998	Brian Lindsay
2/8/1998	Kevin Rutherford
1/8/2001	Tommy Wesner
1/22/2001	Chris Napier
1/29/2001	Chris Napier
11/19/2001	Tommy Wesner
12/10/2001	Tommy Wesner
12/17/2001	Tommy Wesner
2/4/2002	Tommy Wesner
2/11/2002	Matt Stackhouse
2/18/2002	Tommy Wesner
2/25/2002	Matt Stackhouse
11/25/2002	Tommy Wesner
12/9/2002	Matt Stackhouse
1/20/2003	L.J. Huggler
1/27/2003	Matt Stackhouse
2/3/2003	Tommy Wesner
2/17/2003	Tommy Wesner
12/22/2003	Matt Stackhouse
1/12/2004	Jonathan Pribble
1/26/2004	L.J. Huggler
3/2/2004	Jonathan Pribble
11/22/2004	Jonathan Pribble
11/29/2004	Jonathan Pribble
12/27/2004	Kevin Morris
11/21/2005	Jonathan Pribble
11/28/2005	Jonathan Pribble
2/6/2006	Jonathan Pribble

2/13/2006	Greg Sye
2/20/2006	Jonathan Pribble

MAC Commonwealth Tournament MVP

2015-16	Chris Wallace
2016-17	Nyk King

Rookie of the Year

2009-10	Jerald Williams
2010-11	Kevin Anthony

Coach of the Year

2007-08	Don Friday
2009-10	Guy Rancourt
2014-15	Guy Rancourt

All-Conference

2007-08	Eric Anthony.....	1st Team
2007-08	Greg Sye.....	2nd Team
2008-09	Greg Sye.....	1st Team
2008-09	Eric Anthony.....	2nd Team
2009-10	Eric Anthony.....	1st Team
2009-10	Will Kelly.....	2nd Team
2010-11	Will Kelly.....	1st Team
2011-12	Jerald Williams.....	2nd Team
2011-12	Mike Bradley.....	2nd Team
2012-13	Anthony Martin.....	1st Team
2012-13	Jerald Williams.....	2nd Team
2013-14	Kevin Anthony.....	2nd Team
2014-15	Nyk King.....	2nd Team
2014-15	Malcolm Covington.....	2nd Team
2015-16	Nyk King.....	2nd Team
2016-17	David Johnson.....	1st Team
2016-17	Chris Wallace.....	2nd Team

Players of the Week

Date	Name
12/1/2008	Greg Sye
12/8/2008	Greg Sye
2/9/2009	Greg Sye
11/23/2009	Mike Bradley
12/21/2009	Ihsaan Davis
1/19/2010	Jerald Williams
2/16/2010	Mike Bradley
11/26/2012	Jerald Williams
12/3/2012	Anthony Martin
12/17/2012	Jerald Williams



Three-time MAC Academic Honor Roll selection Will Kelly

Awards & Honors

12/2/2013	Kevin Anthony
1/12/2015	Nyk King
1/18/2016	David Johnson
2/29/2016	Chris Wallace
12/5/2016	David Johnson
1/2/2017	Alex Newbold
2/27/2017	Nyk King

**Middle Atlantic Conference
Scholar Athlete**

2007-08 Kevin Morris
Academic Honor Roll

Year	Name
1997-98	Duane Hine
1997-98	John Tompkins
1998-99	John Tompkins
1999-00	David Stark
2000-01	Anthony Sowers
2000-01	David Stark
2000-01	Todd Leader
2002-03	J.J. Manikowski
2002-03	Tomislav Cutura
2003-04	J.J. Manikowski
2004-05	Jeremiah Edison
2005-06	Kevin Morris
2006-07	Davon Winfrey
2006-07	Kevin Morris
2007-08	Eric Anthony
2007-08	Kevin Morris
2008-09	Ethan Lee
2008-09	Sebastian Sabella
2008-09	Will Kelly
2009-10	Eric Anthony
2009-10	Ethan Lee
2009-10	Will Kelly
2010-11	Ethan Lee
2010-11	John Ryan Wolff
2010-11	Sebastian Sabella
2010-11	Will Kelly

2011-12	John Ryan Wolff
2012-13	John Ryan Wolff
2013-14	Pat Dougher
2014-15	Pat Dougher
2015-16	Serge Cole
2015-16	Johan Hammarstedt
2015-16	Chris Wallace
2016-17	Serge Cole


Sportsmanship Team

Year	Name
2007-08	David Wilson
2010-11	Sebastian Sabella
2011-12	Brandon McFarland
2014-15	Pat Dougher
2015-16	John Monkam
2016-17	Alex Newbold

The records reflected in this book are accurate to the best of the knowledge of the Lycoming College Sports Information Department. If you know of any additions, omissions, corrections or have any questions, please contact Lycoming College Athletic Communications Director Joe Guistina at guistina@lycoming.edu



Sam Brasington
1964-68



Bill Conroy
1974-78



Walt Dunston
1953-54

-AAA-

Bill Abrams	1985-89
Andy Abreu	2013-14
Fred Agnello	1956-57
Mel Allen	1986-89
Bob Amis	1962-63
Phil Anders	1961-64
Eric Anthony	2007-10
Kevin Anthony	2010-14
Carl Arrigale	1984-88
Greg Arrow	2003-05
Josh Artis	2007-08
Kevin Arvai	2004-06

Dan Brewer	1996-98
Jim Brodmerkel	1948-51
John Brosnan	1993-94
Dave Brown	1979-81
Mike Brown	1975-79
Ed Brun	1994-95
Bill Bubb	1949-50
Terry Buchanan	1966-68
Sam Burch	1982-86
Seth Burch	1985-89
Ken Burd	1967-69
Robert Burges	1972-73

Nate Dewing	1992-96
Jerome Diehl	1954-55
Pat Dieter	1977-80
Jim DiMarco	1974-78
John DiMarco	1972-76
Michael DiNatale	2002-04
Gary Dincher	1977-78
Darrick Dixon	1995-96,97-98
Tom Dodds	1976-78
Patrick Dougher	2011-15
Tom Doyle	1981-85
T.J. Duckett	2015-17
Mark Dugan	1977-81
Matt Duignam	1980-82
Derrick Dull	2003-06
Walt Dunston	1953-54

-CCC-

John Caggiano	2008-10
Bruce Cameron	1981-82
Rasheed Campbell	1996-97,98-00
Joe Cassini	1981-82
Woody Chambers	1966-67
Calvin Chandler	2015-17
Josh Chmelik	2007-09
Jack Church	1959-60
Eli Cico	1958-59
George Clark	1947-48
Vaughan Clark	1963-64
Dave Clary	1981-84
Matt Clemons	2005-06
Jay Cleveland	1984-88
Steve Cogan	1970-74
Mike Cohen	1962-63
Serge Cole	2015-17
Jim Coll	1988-89
Colley	1951-52
Jason Confer	1999-00
Bob Congdon	1963-64,65-66
Jack Connell	1974-77
Bill Conroy	1974-78
Cornish	1951-52
Scott Corrigan	2003-05
Dan Corrizo	1968-69
Jim Cortelyou	1998-99
Malcolm Covington	2013-15
Jim Coyle	1973-74,75-76
Chris Craft	2014-15
Steve Crawford	1985-88
Coley Crouse	1994-98
Bob Cuozzo	1960-62
Drew Curry	1977-78
James Curry	1978-79
Jim Curry	1979-81
Tomislav Cutura	2001-03
Kevin Czarnecki	1998-99



Jeremiah Edison
2002-05

-EEE-


Ryan Eck	2014-15
James Edgeworth	1954-55
Jeremiah Edison	2002-05
Jim Ellis	1983-85
Chido Enweze	2012-13
Jesse Erb	1999-00
Tim Eskridge	2002-03
Chris Evans	2002-03
Nebby Exantus	2011-12

-FFF-

Joseph Farkas	1959-60
Doug Fealtman	1985-89
Kirk Felix	1989-90
Keith Fetterolf	1992-95
Pat Finegan	1992-95
Matt Fisher	2001-02
Bob Flint	1953-54
Bob Foor	1959-62
Chris Foreman	2011-13
Wes Forshee	1969-72
George Fortner	1951-56
P. Fortner	1949-50
Willems Fortune	2011-12
Jim Fox	1984-86

-DDD-

Daggett	1951-52
Ihsaan Davis	2009-13
Lawrence Davis	1947-48
Ryan Davis	2010-11
Tyler Denike	2010-11
Aaron DeVane	2007-08



Seth Burch
1985-89

-BBB-

Paul Baidy	1956-57
Chad Bailey	1990-92
Steve Balakonis	1981-85
Bob Barnhill	1963-67
Jim Barron	1981-85
Gregg Bassett	1993-94
Duane Batschelet	1961-63
Patrick Baylor	2002-06
Tom Beamer	1970-74
Erik Beck	1997-98
Shaun Benzel	1987-88
Craig Bieber	1988-90
Mark Bigger	1989-90
Marvin Billis	1960-61
Jeff Billman	1973-77
Trent Bishop	2016-17
Jason Black	1998-02
Blaser	1948-49
Geoff Boblick	1994-98
Issak Bodon	2014-15
Chuck Bonner	1978-79
Fred Bouvier	1959-60
John Boyd	1957-61
Mike Bradley	2008-12
Jim Bragonier	1957-60
Sam Brasington	1964-68
Scott Breitmeyer	1982-86
Tom Brennan	1948-52



All-Time Letterwinners



Tobias Gray
1995-98



Brian Lindsay
1998-01



Anthony Martin
2011-13

Bud Frampton.....1964-66
 Adam Francis.....2012-13
 Matt Frey.....1989-91

-GGG-

Wells Gage1968-70
 Tyson Gair.....1947-48
 James Gallagher.....1972-73
 William Gallagher.....1953-56
 David Ganisin.....1999-01
 Tyler Gardner.....2014-15
 Mike Gaydon.....1993-95
 Jim Gillies.....1978-79
 Gordon Gladstone.....1966-67
 Paul Glunk.....1953-54
 Robert Glunk.....1956-59,61-62
 Rick Gonzalez.....1971-73
 Billy Goodell.....2006-08
 Bill Graff.....1949-51,54-55
 Ray Graff.....1976-80
 Kaliph Grant.....2014-15
 John Gray.....1947-49
 Tobias Gray.....1995-98
 Gary Graybill.....1974-75
 Paul Green.....1960-61,62-63
 Dan Greenburg.....1989-90
 John Greenfield.....1989-90
 Mike Griffin.....1995-98
 Steve Grozinski.....1980-82
 Charles Gryczka.....1976-77
 Chuck Guzielek.....1979-80

-HHH-

Donald Habel.....1956-59
 Tom Halligan.....1974-75
 Jermaine Hamilton.....2011-12
 Joe Hamm.....1960-61
 Johan Hammarstedt.....2015-16
 Jeremy Hand.....1996-97,99-00
 Glenn Hanna.....1980-83
 Dave Harman.....1990-93
 Shawn Harper.....2005-06
 Craig Harris.....1971-72
 Scott Harris.....1998-99



Joseph Hawkins
1952-56

Richard Harry.....1959-60
 Robert Hart.....1957-58
 Harry Hassel.....1949-50
 Bob Hastings.....1979-81
 Bruce Hauman.....1963-65
 Joseph Hawkins.....1952-56
 Ron Heiler.....1983-87
 Blair Heimel.....2008-09
 Bob Heintz.....1959-64
 Mark Henderson.....1965-69
 Richard Henninger.....1970-74
 Mike Herman.....1969-70,71-72
 Lou Hilf.....1970-74
 Tim Hill.....1978-80
 Duane Hine.....1994-98
 Tom Hirryck.....1963-64
 Web Hite.....1950-52
 Tom Horton.....1996-97
 Lonnie Howell.....1995-99
 Jordan Howze.....2015-17
 L.J. Huggler.....2000-04
 Ronald Hughes.....1955-58
 William Humes.....1956-58
 Hal Hurwitz.....1948-50
 Frederick Huston.....1948-49
 Jim Hutter.....1990-91

-III-

Alex Irvin.....2013-14
 Eric Ishman.....2012-16
 Justin Iton.....2014-15

-JJJ-

James Jackson.....1956-57
 Angelo Jacobs.....2011-12
 Chris Jacobs.....1958-59
 Dennis Jakubowicz.....1968-71
 Darius James.....2014-15, 16-17
 Ronald Jefferson.....2016-17
 Paul Jobson.....1981-85
 Brandon Johnson.....2006-07
 David Johnson.....2015-17
 Rob Johnson.....1998-02
 Aaron Johnston.....1999-02
 Bob Jones.....1995-97
 Jeff Jones.....1985-89
 Hal Judis.....1959-63
 Bill Jula.....1965-69
 Craig Just.....1981-82

-KKK-

Jerry Kaharick.....1973-74
 Stu Kane.....1947-48,49-51
 Kappel.....1993-94
 Matt Karash.....1963-65
 Al Kauffman.....1970-71
 Luke Kauffman.....1958-62
 Robert Kearney.....1971-73
 Willie Kee.....2015-17
 Craig Keiser.....1986-87

Jim Kelleher.....2008-09
 Jim Kelley.....1970-74
 Will Kelly.....2007-11
 Peter Key.....1993-94
 Jerry Kilpatrick.....1979-81
 Nykolas King.....2013-17
 Wes King.....1991-92
 Dick Kintzing.....1947-48
 Ronald Kitt.....1954-58
 Dennis Kitzman.....1956-57
 Dan Klebon.....1980-81
 Kleckney.....1951-52
 John Knupp.....1963-66
 Vince Kowalick.....1981-82
 Edward Kriner.....1947-48
 Rob Krobock.....1983-87
 Allen Kuiper.....2010-11
 Bob Kush.....1981-83
 Ken Kuzicki.....1999-00

-LLL-

Phil Labas.....1988-90
 Bill Landis.....1959-61
 Herb Landon.....1966-69
 Charles Lang.....2000-01
 Ed Langer.....1982-86
 Kevin Laurence El.....2012-13
 Ken Lawson.....1994-95
 Todd Leader.....2000-01
 Jim Leddy.....1979-81
 Ethan Lee.....2007-11
 Dennis Leeman.....1972-73
 Craig Leonardi.....1986-87
 Vincent Leta.....1950-54
 Brian Lindsay.....1998-01
 Brian Litzleman.....1989-90

-MMM-

Mike Mahall.....1981-82
 J.J. Manikowski.....2002-04
 Paul Manlolen.....1963-64
 Tim Marose.....1989-93
 Chris Marquardt.....1998-00
 Kevin Marr.....1993-94
 Anthony Martin.....2011-13
 Bob Martin.....1993-95
 Fred Martin.....1966-70
 Kenneth Mase.....1956-57
 Dalonte Mason.....2009-10
 Curtis Mays.....2001-02,03-05
 Phil McAdams.....1969-70
 Bob McAndrew.....1981-85
 Clifford McCormick.....1947-48
 Brian McCrone.....1995-96
 Tom McCurry.....1964-66,67-68
 Tyrone McFadden.....2010-11
 Brandon McFarland.....2008-12
 Kevin McFarland.....1994-98
 Matt McGair.....2004-07
 Joe McGinley.....1994-96



Lou Miorelli
1957-61



Kevin Rutherford
1995-99



Jack Sowers
1947-51

Tom McGlone.....	1976-78
Scott McGuire.....	1993-94
Chris McLaughlin.....	1997-99
Sean McLaughlin.....	1991-93
Terry McLaughlin.....	1994-98
Tom McLaughlin.....	1988-89
Robert Meconi.....	1951-55
Nick Meek.....	2015-17
Dave Meserale.....	1961-63
Miller.....	1992-93
Justin Miller.....	2010-14
Lou Miorelli.....	1957-61
Dave Mitchell.....	1960-62
Mark Molesky.....	1975-79
Robert Mondell.....	1948-49
John Monkam.....	2012-16
Montgomery.....	1951-52
Kevin Moodie.....	1983-84
Andy Mooney.....	1985-86
Michael Moore.....	1976-77
Ron Moore.....	1950-53
Arnold Morgan.....	1966-67
Kevin Morris.....	2004-08
Shaun Morris.....	2002-05
Barry Moscow.....	1962-63
Don Mosher.....	1949-53
Fedele Muraca.....	1954-56
Tony Mussante.....	1990-93
Brad Musser.....	2002-06
Brian Musser.....	1992-93
Damani Myers.....	2016-17
Nick Myers.....	2002-05



Jemayne Nowlin
2005-09

-NNN-

Chris Napier.....	1998-02
Tommy Napier.....	1999-00
Jim Nealon.....	1966-68
Jaime Nevins.....	1951-54
Alex Newbold.....	2014-17
Rik Niklaus.....	1985-88
Carl Nolan.....	1951-52,53-54
Eric Norberg.....	1983-84
Jemayne Nowlin.....	2005-09

-OOO-

Dick O'Donnell.....	1963-67
James Oberlies.....	2006-10
John Oberlin.....	1989-92
James Orr.....	1960-61
Barry Osbourne.....	1971-72
Earl Ostrander.....	1978-81

-PPP-

Pat Paruso.....	1968-70
Barry Patterson.....	1959-60
Mike Patterson.....	1983-84
Dave Pearson.....	2004-05
David Pearson.....	1964-66
Gordon Peiper.....	1966-67
Perrotto.....	1947-48
Matt Peters.....	1981-82
Arnold Peterson.....	1947-48
Paul Pfanders.....	1972-73
Gordon Pieper.....	1967-70
Rob Pillow IV.....	2012-14
George Porter.....	1955-56
Robert Porter.....	1960-61
Sam Porter.....	2006-07
Irv Post.....	1962-66
Jonathan Pribble.....	2002-06


-RRR-

David Reid.....	1971-72
Tom Renner.....	1998-99,01-02
Jerry Ricca.....	1993-95
Richards.....	1951-52
Richardson.....	1959-60
Benjamin Richer.....	1993-94
Ray Riggins.....	1974-76
John Rizzo.....	2000-01
Ryan Roberts.....	1990-91
Mike Robertson.....	1994-95
Rick Robertson.....	1970-72
Norman Robinson.....	1966-67
Bob Rossi.....	1981-82
Michael Rudy.....	2010-14
Rush.....	1948-49
Richard Russell.....	1966-67
Stephen Russell.....	1969-71
Steve Russell.....	1977-80
Andy Rutherford.....	1995-98
Kevin Rutherford.....	1995-99
Gerry Ryllo.....	1963-64

-SSS-

Sebastian Sabella.....	2007-11
Salathe.....	1947-48
Chuck Sample.....	1964-68
Mike Samson.....	1991-93
Samuels.....	1950-52
Jim Sauls.....	2006-08
Eric Scheurer.....	1983-84
Matt Schiccatano.....	1990-92
Tony Schill.....	1967-69

Dennis Schmidt.....	1973-76
Ken Schmidt.....	1982-84
Jay Scroggins.....	2008-09
Steve Seasholtz.....	1985-86
Jay Sechler.....	1989-90
Steve Serbun.....	1973-76
Mike Serfass.....	1978-79
Paul Shadle.....	1948-50
David Shafer.....	1959-60
Jeff Shaffer.....	1987-88
Marc Shalkowski.....	1987-89
Tom Sharrow.....	1989-90
Barry Shatter.....	1973-74
Fred Shelton.....	1994-95
Gary Shelton.....	1963-65
Mark Sherman.....	1999-00
Tory Shimp.....	1986-88
Steve Smales.....	1967-70
Andre Smith.....	2005-06
Austin Smith.....	2008-10,11-12
Clifford Smith.....	1956-59
Roger Smith.....	1952-53
Thomas Smith.....	1970-72
John Sneden.....	1958-62
Jerry Songster.....	1969-70
Anthony Sowers.....	1999-01
Jack Sowers.....	1947-51
Matt Spears.....	2001-02
Pat Spellman.....	1983-84
Will Spokas.....	1971-73
Matt Stackhouse.....	2000-04
Staley.....	1947-49
David Stark.....	1996-01
Larry Stauffer.....	1988-92
Dave Steele.....	1992-95
Stenger.....	1951-52
Guy Stevens.....	1974-75
Reid Stevenson.....	1961-63
Michael Stewart.....	2000-01
Jack Straub.....	1954-55
John Strayer.....	1960-62
Marlin Strohecker.....	1958-60
Jim Stryker.....	1986-89



David Stark
1996-01



Anthony Watson
2005-09



Adam Zajac
1978-82

Frank Sullivan.....1955-59
Lou Sulpizio.....1969-71
Greg Syc.....2005-09

-TTT-

Nick Tagliaferri.....1998-02
Armani Taylor.....2012-16
Randy Thear.....1990-93
Jim Titus.....1970-71
John Tompkins.....1995-96,97-99
Tim Toronto.....1961-64
Ron Travis.....1962-67
Bill Trump.....1990-94
Tim Tuoni.....1981-82

-VVV-

Bill Vadinsky.....1979-83
Chris Vargo.....1990-93
Rickey Varnell.....2006-08
Casey Vickers.....2014-15
Taylor Volpe.....2008-10

-WWW-

Mert Wagner.....1950-53
Joe Walker.....2001-02
Chris Wallace.....2014-17
Jeff Warner.....2003-05
Anthony Watson.....2005-09
Lenny Weisbrod.....1995-99
Thomas Wesner.....2000-03
Stu West.....1953-56
Trevor Whaley.....2006-07
Charlie Wharton.....1983-84
Bob White.....1981-82
John Wilburn.....2013-15
Brandon Wilkinson.....2005-09
Jerald Williams.....2009-13
Johnathan Williams.....2009-10
Albert Wilson.....1953-57
David Wilson.....2004-08
Jourdan Wilson.....2013-14
Roger Wilson.....2014-16
Davon Winfrey.....2006-07
William Wingate.....2012-13
Buzz Winters.....1947-50
James Winters.....1961-62
John Ryan Wolff.....2009-13
Greg Wonderly.....2004-05
Dwight Woodley.....1983-84
Greg Woody.....2005-06
Anthony Worrall.....1995-98

-YYY-

Hiro Yamaki.....2015-17
Tom Yocum.....1967-68
George Young.....1964-68

-ZZZ-

Adam Zajac.....1978-82
Albert Zarembo.....1952-56
David Zerbe.....1987-89
Mike Zurawski.....1983-85



Wins Leaders

Lycoming College Men's Basketball Through The Years
(Since becoming Lycoming College in 1948)



Dutch Burch
1962-94
318-403



Guy Rancourt
2008-17
157-82



Bob Smith
1948-56
98-67



Joe Bressi
1994-00
97-53


Year	Overall			MAC			Home			Away			Neutral			Coach
	W	L	Pct.	W	L	Pct.	W	L	Pct.	W	L	Pct.	W	L	Pct.	
1948-49	2	17	0.105	-	-	-	1	8	0.111	1	9	0.100	-	-	-	Bob Smith
1949-50	11	9	0.550	-	-	-	8	4	0.667	3	5	0.375	-	-	-	Bob Smith
1950-51	16	3	0.842	-	-	-	9	0	1.000	7	3	0.700	-	-	-	Bob Smith
1951-52	16	6	0.727	-	-	-	10	2	0.833	6	4	0.600	-	-	-	Bob Smith
1952-53	16	4	0.800	-	-	-	10	0	1.000	6	4	0.600	-	-	-	Bob Smith
1953-54	13	8	0.619	-	-	-	9	1	0.900	4	7	0.364	-	-	-	Bob Smith
1954-55	12	10	0.545	-	-	-	7	3	0.700	5	7	0.417	-	-	-	Bob Smith
1955-56	12	10	0.545	-	-	-	10	3	0.769	2	7	0.222	-	-	-	Bob Smith
1956-57	8	15	0.348	-	-	-	7	5	0.583	1	10	0.091	-	-	-	George Lawther
1957-58	3	16	0.158	1	10	0.091	2	6	0.250	1	10	0.091	-	-	-	George Lawther
1958-59	4	17	0.190	3	9	0.250	4	7	0.364	0	10	0.000	-	-	-	George Lawther
1959-60	4	14	0.222	3	11	0.214	3	6	0.333	1	8	0.111	-	-	-	Nels Phillips
1960-61	9	13	0.409	7	9	0.438	4	6	0.400	5	7	0.417	-	-	-	Nels Phillips
1961-62	5	16	0.238	4	13	0.235	4	6	0.400	1	10	0.091	-	-	-	Nels Phillips
1962-63	5	15	0.250	5	13	0.278	3	7	0.300	2	8	0.200	-	-	-	Dutch Burch
1963-64	3	16	0.158	2	16	0.111	3	8	0.273	0	8	0.000	-	-	-	Dutch Burch
1964-65	10	9	0.526	7	9	0.438	8	2	0.800	2	7	0.222	-	-	-	Dutch Burch
1965-66	16	5	0.762	13	1	0.929	8	0	1.000	6	3	0.667	2	2	0.500	Dutch Burch
1966-67	16	4	0.800	13	3	0.813	8	2	0.800	8	2	0.800	-	-	-	Dutch Burch
1967-68	15	7	0.682	12	4	0.750	8	0	1.000	5	6	0.455	2	1	0.667	Dutch Burch
1968-69	10	9	0.526	8	6	0.571	7	2	0.778	3	5	0.375	0	2	0.000	Dutch Burch
1969-70	4	15	0.211	3	12	0.200	4	5	0.444	0	8	0.000	0	2	0.000	Dutch Burch
1970-71	7	14	0.333	6	10	0.375	4	5	0.444	2	9	0.182	1	0	1.000	Dutch Burch
1971-72	9	13	0.409	4	6	0.400	5	2	0.714	3	9	0.250	1	2	0.333	Dutch Burch
1972-73	12	11	0.522	7	3	0.700	7	4	0.636	4	6	0.400	1	1	0.500	Dutch Burch
1973-74	14	9	0.609	8	2	0.800	7	0	1.889	6	8	0.429	1	1	0.500	Dutch Burch
1974-75	10	15	0.400	3	7	0.300	7	3	0.700	2	10	0.167	1	2	0.333	Dutch Burch
1975-76	11	14	0.440	5	5	0.500	8	1	0.889	2	11	0.154	1	2	0.333	Dutch Burch
1976-77	8	11	0.421	4	6	0.400	4	3	0.571	3	7	0.300	1	1	0.500	Dutch Burch
1977-78	13	13	0.500	9	5	0.643	5	3	0.625	7	8	0.467	1	2	0.333	Dutch Burch
1978-79	10	12	0.455	5	8	0.385	6	3	0.667	2	8	0.200	2	1	0.667	Dutch Burch
1979-80	15	10	0.600	9	4	0.692	8	1	0.889	6	9	0.400	1	0	1.000	Dutch Burch
1980-81	11	12	0.478	8	5	0.615	5	4	0.555	5	7	0.417	1	1	0.500	Dutch Burch
1981-82	5	17	0.227	3	11	0.214	4	5	0.444	1	12	0.077	-	-	-	Dutch Burch
1982-83	8	15	0.348	5	8	0.385	6	5	0.545	2	10	0.167	-	-	-	Dutch Burch
1983-84	15	9	0.625	10	3	0.769	9	1	0.900	6	6	0.500	0	2	0.000	Dutch Burch
1984-85	19	7	0.731	14	2	0.875	12	1	0.923	6	5	0.545	1	1	0.500	Dutch Burch
1985-86	14	9	0.609	12	4	0.750	9	0	1.000	5	8	0.385	0	1	0.000	Dutch Burch
1986-87	9	14	0.391	6	10	0.375	6	5	0.545	2	9	0.182	-	-	-	Dutch Burch
1987-88	10	13	0.435	8	8	0.500	6	4	0.600	4	8	0.333	0	1	0.000	Dutch Burch
1988-89	17	8	0.680	10	6	0.625	7	4	0.636	8	4	0.667	2	0	1.000	Dutch Burch
1989-90	2	23	0.080	1	15	0.063	0	8	0.000	1	13	0.071	1	2	0.333	Dutch Burch
1990-91	6	19	0.240	4	12	0.250	3	9	0.250	2	9	0.182	1	1	0.500	Dutch Burch
1991-92	6	17	0.261	1	9	0.100	3	6	0.333	1	11	0.083	2	0	1.000	Dutch Burch
1992-93	4	19	0.174	0	10	0.000	2	6	0.250	1	10	0.091	1	3	0.250	Dutch Burch
1993-94	4	19	0.174	2	12	0.143	1	9	0.100	1	9	0.100	2	1	0.667	Dutch Burch
1994-95	11	13	0.458	6	8	0.429	7	3	0.700	4	8	0.333	0	2	0.000	Joe Bressi
1995-96	21	6	0.778	10	2	0.833	13	1	0.929	6	4	0.600	2	1	0.667	Joe Bressi
1996-97	18	7	0.720	9	3	0.750	7	2	0.778	8	5	0.615	3	0	1.000	Joe Bressi
1997-98	14	10	0.583	7	7	0.500	9	4	0.692	3	6	0.333	2	0	1.000	Joe Bressi
1998-99	17	8	0.680	9	5	0.643	11	1	0.917	5	7	0.417	1	0	1.000	Joe Bressi
1999-00	16	9	0.640	8	6	0.571	11	2	0.846	5	7	0.417	-	-	-	Joe Bressi
2000-01	13	12	0.520	8	6	0.571	7	3	0.700	5	9	0.357	1	0	1.000	Terry Conrad
2001-02	20	8	0.714	10	4	0.714	12	1	0.923	7	7	0.500	1	0	1.000	Terry Conrad
2002-03	15	11	0.577	10	4	0.714	12	1	0.923	3	10	0.231	-	-	-	Terry Conrad
2003-04	21	8	0.724	10	4	0.714	15	2	0.882	6	6	0.500	-	-	-	Don Friday
2004-05	17	8	0.680	8	6	0.571	11	2	0.846	5	6	0.455	1	0	1.000	Don Friday
2005-06	15	11	0.577	9	5	0.643	10	4	0.714	4	6	0.400	1	1	0.500	Don Friday
2006-07	13	12	0.520	6	8	0.429	10	3	0.769	2	8	0.200	1	1	0.500	Don Friday
2007-08	17	10	0.630	7	3	0.700	10	4	0.714	6	6	0.500	1	0	1.000	Don Friday
2008-09	11	13	0.458	4	8	0.333	8	6	0.571	2	7	0.222	1	0	1.000	Guy Rancourt
2009-10	21	7	0.750	10	4	0.714	11	4	0.733	10	2	0.833	0	1	0.000	Guy Rancourt
2010-11	15	10	0.600	5	9	0.357	10	4	0.714	5	6	0.455	-	-	-	Guy Rancourt
2011-12	19	8	0.704	8	6	0.571	10	5	0.667	9	3	0.750	-	-	-	Guy Rancourt
2012-13	17	10	0.630	10	8	0.556	9	5	0.643	8	5	0.615	-	-	-	Guy Rancourt
2013-14	13	11	0.542	9	9	0.500	9	6	0.600	4	5	0.444	-	-	-	Guy Rancourt
2014-15	18	8	0.692	13	3	0.813	9	4	0.692	8	4	0.667	1	0	1.000	Guy Rancourt
2015-16	19	10	0.655	8	8	0.500	11	4	0.733	8	6	0.571	-	-	-	Guy Rancourt
2016-17	24	5	0.828	13	3	0.813	15	3	0.833	8	2	0.800	1	0	1.000	Guy Rancourt
Total	834	776	0.518	423	417	0.504	508	249	0.671	283	490	0.366	42	37	0.532	



Year-by-Year Statistics

Lycoming College Men's Basketball Through The Years
(Since becoming Lycoming College in 1948)

Year	GP	Field Goals			3-point FG			Free Throws			Rebounds		PF	FO	Ast	TO	Blk	Stl	Pts	Avg
		FG	FGA	Pct	FG	FGA	Pct	FT	FTA	Pct	Tot	Avg								
1948-49	19	-	-	-	-	-	-	-	-	-	-	-	-	-	-	-	-	-	1024	53.9
1949-50	20	459	1379	.333	-	-	-	298	467	.638	-	-	-	-	-	-	-	-	1216	60.8
1950-51	19	588	1512	.389	-	-	-	339	517	.656	-	-	-	-	-	-	-	-	1515	79.7
1951-52	22	578	1646	.351	-	-	-	375	666	.563	912	41.5	477	23	-	-	-	-	1531	69.6
1952-53	20	615	1676	.367	-	-	-	491	774	.634	1059	53	438	19	-	-	-	-	1721	86.1
1953-54	20	531	1604	.331	-	-	-	461	703	.656	829	41.5	395	17	-	-	-	-	1523	76.2
1954-55	22	609	1661	.367	-	-	-	489	702	.697	1133	51.5	385	12	-	-	-	-	1707	77.6
1955-56	22	583	1511	.386	-	-	-	511	742	.689	834	37.9	387	9	-	-	-	-	1677	76.2
1956-57	23	586	1566	.374	-	-	-	392	619	.633	930	40.4	324	3	-	-	-	-	1564	68
1957-58	19	475	1149	.413	-	-	-	306	500	.612	880	46.3	287	12	-	-	-	-	1256	66.1
1958-59	21	576	1631	.353	-	-	-	273	477	.572	913	43.5	412	17	-	-	-	-	1425	67.9
1959-60	18	478	-	-	-	-	-	305	446	.684	-	-	-	-	-	-	-	-	1261	70.1
1960-61	20	565	1470	.384	-	-	-	327	474	.69	919	46	380	8	-	-	-	-	1457	72.8
1961-62	21	573	-	-	-	-	-	295	475	.621	-	-	-	-	-	-	-	-	1441	68.6
1962-63	20	551	1242	.444	-	-	-	326	485	.672	671	33.5	354	21	-	-	-	-	1428	71.4
1963-64	19	513	1265	.406	-	-	-	291	477	.61	781	41.1	386	32	-	-	-	-	1317	69.3
1964-65	19	618	1326	.466	-	-	-	377	565	.667	850	44.7	391	-	-	-	-	-	1613	84.9
1965-66	21	727	1758	.414	-	-	-	383	565	.678	1076	51.2	425	16	-	-	-	-	1837	87.5
1966-67	20	739	1641	.45	-	-	-	458	655	.699	1045	52.2	368	13	-	-	-	-	1936	96.8
1967-68	22	745	1669	.446	-	-	-	461	661	.697	882	40.1	401	15	-	-	-	-	1951	88.7
1968-69	19	686	1788	.384	-	-	-	402	584	.688	848	44.6	379	12	-	-	-	-	1774	93.4
1969-70	19	621	1540	.403	-	-	-	289	467	.619	784	41.3	430	-	-	-	-	-	1531	80.6
1970-71	21	672	1560	.431	-	-	-	376	558	.674	886	42.2	460	28	-	-	-	-	1720	81.9
1971-72	22	763	1605	.475	-	-	-	425	622	.683	-	-	488	25	-	-	-	-	1951	88.7
1972-73	23	734	1671	.439	-	-	-	277	442	.627	-	-	421	13	-	-	-	-	1745	75.9
1973-74	23	742	1700	.436	-	-	-	339	475	.714	837	36.4	402	-	-	-	-	-	1823	79.3
1974-75	25	746	1697	.44	-	-	-	314	440	.714	833	33.3	389	17	-	-	-	-	1806	72.2
1975-76	25	789	1746	.452	-	-	-	288	412	.699	991	39.6	508	20	-	-	-	-	1866	74.6
1976-77	19	534	1216	.439	-	-	-	308	402	.766	696	36.6	378	12	-	-	-	-	1376	72.4
1977-78	26	683	1551	.44	-	-	-	360	483	.745	900	34.6	460	6	-	-	-	-	1726	66.4
1978-79	22	620	1385	.448	-	-	-	327	466	.702	740	33.6	423	10	-	-	-	-	1567	71.2
1979-80	25	664	1529	.434	-	-	-	318	412	.772	865	34.6	460	19	-	-	-	-	1646	65.8
1980-81	23	581	1267	.459	-	-	-	256	369	.694	656	28.5	433	14	-	-	-	-	1418	61.7
1981-82	22	531	1307	.406	-	-	-	222	346	.642	629	28.6	420	17	-	-	-	-	1284	58.4
1982-83	23	583	1362	.428	-	-	-	271	384	.706	719	31.3	434	9	-	-	-	-	1437	62.5
1983-84	25	666	1466	.454	-	-	-	329	460	.715	766	30.6	457	19	-	-	-	-	1661	66.4
1984-85	26	695	1408	.494	-	-	-	311	441	.705	874	33.6	475	12	299	-	-	193	1701	65.4
1985-86	23	632	1301	.486	-	-	-	272	381	.714	781	34	349	3	268	340	41	171	1536	66.8
1986-87	23	588	1287	.457	79	207	.382	257	357	.72	761	33.1	-	-	266	271	-	143	1512	65.7
1987-88	23	631	1347	.468	119	269	.442	322	445	.724	847	36.8	407	11	312	294	8	151	1703	74.0
1988-89	25	643	1331	.483	109	234	.466	490	646	.759	905	36.2	408	11	418	-	-	-	1885	75.4
1989-90	25	581	1309	.444	70	210	.333	255	378	.675	832	33.3	444	10	298	-	-	-	1487	59.5
1990-91	25	655	1469	.446	95	271	.351	258	404	.639	967	38.7	469	-	359	-	-	-	1663	66.5
1991-92	23	642	1381	.465	80	252	.317	330	480	.688	732	31.8	459	5	343	-	-	-	1694	73.7
1992-93	23	633	1394	.454	75	238	.315	270	413	.654	781	34	444	-	306	419	68	175	1611	70.0
1993-94	23	616	1415	.435	68	284	.239	278	431	.645	914	39.7	430	-	288	465	89	181	1578	68.6
1994-95	24	639	1552	.412	147	511	.288	337	493	.684	926	38.6	385	13	315	361	50	199	1762	73.4
1995-96	27	839	1749	.48	180	529	.34	472	680	.694	1102	40.8	435	6	408	391	83	238	2330	86.3
1996-97	25	698	1553	.449	167	520	.321	400	612	.654	903	36.1	451	15	349	355	70	281	1963	78.5
1997-98	24	758	1649	.46	160	549	.291	359	557	.645	950	39.6	497	13	393	402	59	265	2035	84.8
1998-99	25	707	1614	.438	234	701	.334	326	565	.577	962	38.5	406	3	340	350	64	218	1974	79.0
1999-00	25	669	1554	.431	248	700	.354	368	558	.659	926	37	388	9	335	328	53	199	1954	78.2
2000-01	25	694	1562	.444	223	616	.362	398	542	.734	1058	42.3	482	8	359	422	78	144	2009	80.4
2001-02	28	715	1691	.423	222	676	.328	499	694	.719	1193	42.6	497	8	349	448	100	199	2151	76.8
2002-03	26	738	1538	.48	177	521	.34	459	655	.701	1076	41.4	500	14	425	458	100	159	2112	81.2
2003-04	29	759	1580	.48	172	482	.357	470	699	.672	1199	41.3	579	9	476	516	94	164	2160	74.5
2004-05	25	632	1391	.454	189	548	.345	376	529	.711	932	37.3	497	11	404	434	85	185	1829	73.2
2005-06	26	631	1448	.436	181	543	.333	367	510	.72	944	36.3	491	10	378	402	88	196	1810	69.6
2006-07	25	590	1283	.46	129	386	.334	324	475	.682	814	32.6	446	8	314	375	50	178	1633	65.3
2007-08	27	664	1492	.445	199	573	.347	397	539	.737	979	36.3	570	16	352	462	50	209	1924	71.3
2008-09	24	551	1297	.425	151	471	.321	326	448	.728	856	35.7	488	6	306	410	60	236	1579	65.8
2009-10	28	777	1828	.425	192	537	.358	526	788	.668	1181	42.2	626	24	434	461	94	355	2272	81.1
2010-11	25	716	1615	.443	143	426	.336	394	599	.658	1070	42.8	507	15	423	439	107	259	1969	78.8
2011-12	27	779	1730	.450	159	481	.331	379	540	.702	1006	37.3	517	5	492	370	157	270	2096	77.6
2012-13	27	819	1815	.451	163	473	.345	460	644	.714	1131	41.9	556	10	492	410	163	272	2261	83.7
2013-14	24	656	1421	.462	131	340	.385	385	575	.670	980	40.8	465	6	389	363	133	155	1828	76.2
2014-15	26	679	1604	.423	141	376	.375	454	699	.649	968	37.2	524	8	357	387	69	264	1953	75.1
2015-16	29	789	1855	.425	150	423	.355	483	755	.640	1173	37.2	590	16	377	379	58	270	2211	76.2
2016-17	29	861	1871	.460	176	486	.362	475	703	.676	1166	40.2	595	7	454	397	72	290	2373	81.8
Total	1608	44400	100430	0.442	4729	13833	0.342	24736	36527	0.677	56753	35.3	28129	730	12078	11109	2143	6219	119289	74.2



Athletic director Frank Girardi congratulates Dutch Burch with a commemorative basketball before the last of his 721 career games in 1994.

Lycoming College Men's Basketball Coaches Through The Years
(Since becoming Lycoming College in 1947)

Coach	Year	Overall			Conference			Home			Away			Neutral		
		W	L	Pct.	W	L	Pct.	W	L	Pct.	W	L	Pct.	W	L	Pct.
Bob Smith	1948-56	98	67	0.594	-	-	-	64	21	0.753	34	46	0.425	-	-	-
George Lawther	1956-59	15	48	0.238	4	19	0.174	13	18	0.419	2	30	0.063	-	-	-
Nels Phillips	1959-62	18	43	0.295	14	33	0.298	11	18	0.379	7	25	0.219	-	-	-
Dutch Burch	1962-94	318	403	0.441	207	235	0.468	183	118	0.608	109	254	0.300	25	31	0.446
Joe Bressi	1994-00	97	53	0.647	49	31	0.613	58	13	0.817	31	37	0.456	8	3	0.727
Terry Conrad	2000-03	48	31	0.608	28	14	0.667	31	5	0.861	15	26	0.366	2	0	1.000
Don Friday	2003-08	83	49	0.629	40	26	0.606	56	15	0.789	23	32	0.418	4	2	0.667
Guy Rancourt	2008-17	157	82	0.657	81	59	0.579	92	41	0.692	62	40	0.608	3	1	0.750
Total	69 yrs.	834	776	0.518	423	417	0.504	508	249	0.671	283	490	0.366	42	37	0.532

Lycoming College Men's Basketball Coaches by Victories
(Since becoming Lycoming College in 1947)

Coach	Year	Overall			Conference			Home			Away			Neutral		
		W	L	Pct.	W	L	Pct.	W	L	Pct.	W	L	Pct.	W	L	Pct.
Dutch Burch	1962-94	318	403	0.441	207	235	0.468	183	118	0.608	109	254	0.300	25	31	0.446
Guy Rancourt	2008-15	157	82	0.657	81	59	0.579	92	41	0.692	62	40	0.608	3	1	0.750
Bob Smith	1948-56	98	67	0.594	-	-	-	64	21	0.753	34	46	0.425	-	-	-
Joe Bressi	1994-00	97	53	0.647	49	31	0.613	58	13	0.817	31	37	0.456	8	3	0.727
Don Friday	2003-08	83	49	0.629	40	26	0.606	56	15	0.789	23	32	0.418	4	2	0.667
Terry Conrad	2000-03	48	31	0.608	28	14	0.667	31	5	0.861	15	26	0.366	2	0	1.000
Nels Phillips	1959-62	18	43	0.295	14	33	0.298	11	18	0.379	7	25	0.219	-	-	-
George Lawther	1956-59	15	48	0.238	4	19	0.174	13	18	0.419	2	30	0.063	-	-	-
Total	69 yrs.	834	776	0.518	423	417	0.504	508	249	0.671	283	490	0.366	42	37	0.532



Year-by-Year Leaders

POINTS

Year	Player	Pts	Avg
1947-48	Jack Sowers	221	13.0
1948-49	Jack Sowers	275	14.5
1949-50	Bill Graff	308	17.1
1950-51	Jack Sowers	355	18.7
1951-52	Vincent Leta	432	19.6
1952-53	Vincent Leta	555	27.8
1953-54	Vincent Leta	617	30.9
1954-55	Albert Wilson	387	17.6
1955-56	Albert Wilson	429	19.5
1956-57	Albert Wilson	376	16.3
1957-58	Clifford Smith	199	10.5
1958-59	John Boyd	334	15.9
1959-60	Hal Judis	277	15.4
1960-61	Hal Judis	418	19.0
1961-62	Hal Judis	383	18.2
1962-63	Hal Judis	343	17.2
1963-64	Ron Travis	257	13.5
1964-65	Ron Travis	364	19.2
1965-66	Ron Travis	442	21.0
1966-67	Dick O'Donnell	360	18.0
1967-68	Sam Brasington	439	20.0
1968-69	Bill Jula	448	23.6
1969-70	Dennis Jakubowicz	296	15.6
1970-71	Richard Henninger	484	23.0
1971-72	Richard Henninger	560	26.7
1972-73	Richard Henninger	568	24.7
1973-74	Richard Henninger	572	24.9
1974-75	John DiMarco	370	14.8
1975-76	John DiMarco	363	14.5
1976-77	Mark Molesky	315	16.6
1977-78	Mark Molesky	455	17.5
1978-79	Mark Molesky	425	19.3
1979-80	Ray Graff	378	15.1
1980-81	Adam Zajac	352	15.3
1981-82	Bill Vadinsky	276	12.5
1982-83	Bill Vadinsky	315	13.7
1983-84	Ed Langer	397	15.9
1984-85	Ed Langer	489	18.8
1985-86	Ed Langer	490	21.3
1986-87	Jay Cleveland	450	19.6
1987-88	Jeff Jones	419	18.2
1988-89	Jeff Jones	501	20.0
1989-90	John Oberlin	280	11.2
1990-91	Tim Marose	408	16.3
1991-92	Tim Marose	349	15.2
1992-93	Bill Trump	359	15.6
1993-94	Bill Trump	390	17.0
1994-95	Geoff Boblick	392	16.3
1995-96	Andy Rutherford	525	19.4
1996-97	Tobias Gray	368	14.7
1997-98	Andy Rutherford	461	19.2
1998-99	Rasheed Campbell	386	15.4
1999-00	Rasheed Campbell	487	19.5
2000-01	Chris Napier	447	17.9
2001-02	Thomas Wesner	486	17.4
2002-03	Thomas Wesner	519	20.0
2003-04	Jonathan Pribble	561	20.0
2004-05	Jonathan Pribble	528	21.1
2005-06	Jonathan Pribble	525	20.2
2006-07	Kevin Morris	322	12.9
2007-08	Eric Anthony	396	14.7
2008-09	Eric Anthony	357	14.9
2009-10	Will Kelly	440	15.7
2010-11	Will Kelly	386	16.1
2011-12	Kevin Anthony	353	13.1
	Mike Bradley	353	13.1
2012-13	Anthony Martin	464	17.2
2013-14	Kevin Anthony	379	15.8
2014-15	Nycolas King	297	11.9
2015-16	Nycolas King	344	12.7
2016-17	David Johnson	414	14.3

TOTAL REBOUNDS

Year	Player	Reb	Avg
1951-52	George Fortner	340	15.5
1952-53	Vincent Leta	346	17.3
1953-54	Vincent Leta	346	17.3
1954-55	George Fortner	401	19.1
1955-56	Ronald Kitt	276	12.5
1956-57	Albert Wilson	314	13.7
1957-58	Donald Habel	180	9.5
1958-59	Lou Miorelli	214	10.2
1959-60	---	---	---
1960-61	Lou Miorelli	237	10.8
1961-62	---	---	---
1962-63	Bob Heintz	183	9.2
1963-64	Ron Travis	222	11.7
1964-65	Ron Travis	295	15.5
1965-66	Ron Travis	334	15.9
1966-67	Dick O'Donnell	220	11.0
1967-68	Mark Henderson	213	9.7
1968-69	Mark Henderson	219	11.5
1969-70	Dennis Jakubowicz	198	10.4
1970-71	Richard Henninger	181	8.6
1971-72	---	---	---
1972-73	---	---	---
1973-74	Steve Cogan	217	9.4
1974-75	Bill Conroy	199	8.0
1975-76	Bill Conroy	276	11.0
1976-77	Bill Conroy	185	11.6
1977-78	Bill Conroy	273	10.5
1978-79	Ray Graff	199	9.5
1979-80	Ray Graff	275	11.0
1980-81	Earl Ostrander	172	7.8
1981-82	Tom Doyle	177	8.0
1982-83	Bill Vadinsky	242	10.5
1983-84	Tom Doyle	207	8.3
1984-85	Tom Doyle	206	7.9
1985-86	Scott Breitmeyer	155	7.0
1986-87	Jay Cleveland	128	5.6
1987-88	Bill Abrams	166	7.5
1988-89	Doug Fealtman	212	8.5
1989-90	Matt Frey	160	6.4
1990-91	Tim Marose	129	5.2
1991-92	Bill Trump	166	7.2
1992-93	Bill Trump	141	6.1
1993-94	Nate Dewing	150	6.5
1994-95	Kevin McFarland	175	7.3
1995-96	Andy Rutherford	224	8.3
1996-97	Tobias Gray	152	6.1
1997-98	Tobias Gray	134	5.6
1998-99	Kevin Rutherford	294	11.8
1999-00	Rasheed Campbell	195	7.8
2000-01	Chris Napier	167	6.7
2001-02	Matt Stackhouse	242	8.6
2002-03	Matt Stackhouse	271	10.4
2003-04	Matt Stackhouse	202	10.6
2004-05	Jeremiah Edison	162	6.5
2005-06	Jonathan Pribble	160	6.2
2006-07	Greg Sye	125	5.4
2007-08	Greg Sye	161	6.0
2008-09	Greg Sye	150	6.3
2009-10	Will Kelly	197	7.0
2010-11	Will Kelly	171	7.1
2011-12	Mike Bradley	178	6.6
2012-13	Kevin Anthony	148	5.5
2013-14	Michael Rudy	171	7.1
2014-15	Nycolas King	145	5.8
2015-16	Nycolas King	175	6.5
2016-17	Chris Wallace	193	6.7

FIELD GOAL PERCENTAGE

Year	Player	Pct	FG-ATT
1949-50	Hal Hurwitz	.441	63-143
1950-51	Jim Brodmerkel	.417	108-259
1951-52	George Fortner	.402	100-249
1952-53	George Fortner	.417	105-252
1953-54	Joseph Hawkins	.414	65-157
1954-55	George Fortner	.417	78-187
1955-56	Albert Zarembo	.412	112-272
1956-57	Ronald Kitt	.452	71-157
1957-58	John Boyd	.395	79-200
1958-59	John Boyd	.389	138-355
1959-60	Hal Judis	.422	95-225
1960-61	Luke Kauffman	.435	67-154
1961-62	Hal Judis	.457	137-300
1962-63	Hal Judis	.457	118-258
1963-64	Bob Congdon	.476	78-164
1964-65	Bud Frampton	.566	129-228
1965-66	Ron Travis	.470	190-404
1966-67	Ron Travis	.551	102-185
1967-68	Sam Brasington	.518	155-299
1968-69	Gordon Pieper	.472	109-231
1969-70	Dennis Jakubowicz	.485	127-262
1970-71	Richard Henninger	.496	204-411
1971-72	Thomas Smith	.577	142-246
1972-73	Richard Henninger	.525	243-463
1973-74	Richard Henninger	.544	231-425
1974-75	Ray Riggins	.493	101-205
1975-76	Bill Conroy	.500	106-212
1976-77	Bill Conroy	.495	50-101
1977-78	Bill Conroy	.563	81-144
1978-79	Ray Graff	.498	135-271
1979-80	Ray Graff	.539	146-271
1980-81	Earl Ostrander	.508	96-189
1981-82	Adam Zajac	.530	79-149
1982-83	Bill Vadinsky	.488	119-244
1983-84	Bob McAndrew	.509	56-110
1984-85	Tom Doyle	.540	154-285
1985-86	Jay Cleveland	.502	121-241
1986-87	Jay Cleveland	.529	185-350
1987-88	Steve Crawford	.596	109-183
1988-89	Bill Abrams	.582	53-91
1989-90	John Oberlin	.469	107-228
1990-91	Bill Trump	.492	91-185
1991-92	Larry Stauffer	.584	115-197
1992-93	Bill Trump	.613	157-256
1993-94	Bill Trump	.549	163-297
1994-95	Nate Dewing	.561	119-212
1995-96	Mike Griffin	.634	59-93
1996-97	Andy Rutherford	.536	135-252
1997-98	Andy Rutherford	.556	175-315
1998-99	Kevin Rutherford	.653	145-222
1999-00	David Ganisin	.659	112-170
2000-01	David Ganisin	.598	116-194
2001-02	Matt Stackhouse	.590	134-227
2002-03	L.J. Huggler	.627	99-158
2003-04	Jeremiah Edison	.659	87-132
2004-05	Jeremiah Edison	.594	92-155
2005-06	Greg Sye	.594	120-202
2006-07	Rickey Varnell	.581	68-117
2007-08	Rickey Varnell	.623	66-106
2008-09	Greg Sye	.536	125-233
2009-10	Mike Bradley	.529	109-206
2010-11	Kevin Anthony	.568	92-162
2011-12	Anthony Martin	.520	133-256
2012-13	William Wingate	.534	70-131
2013-14	Justin Miller	.580	65-112
2014-15	Nycolas King	.491	104-212
2015-16	Chris Wallace	.532	123-231
2016-17	Chris Wallace	.555	152-274



Ihsaan Davis led team in 3-point field goal percentage three times from 2009-12.

3-POINT FG PERCENTAGE

Year	Player	Pct	3FG-ATT
1986-87	Jeff Jones	.452	57-126
1987-88	Jeff Jones	.527	97-184
1988-89	Jeff Jones	.481	78-162
1989-90	John Oberlin	.344	42-122
1990-91	Tim Marose	.381	24-63
1991-92	Chad Bailey	.418	23-55
1992-93	Dave Harman	.408	40-98
1993-94	Keith Fetterolf	.282	20-71
1994-95	Geoff Boblick	.311	56-180
1995-96	Lenny Weisbrod	.415	22-53
1996-97	Rasheed Campbell	.402	43-107
1997-98	Geoff Boblick	.355	33-93
1998-99	Brian Lindsay	.380	73-192
1999-00	Rasheed Campbell	.396	65-164
2000-01	Thomas Wesner	.443	78-176
2001-02	Thomas Wesner	.354	95-268
2002-03	Thomas Wesner	.357	95-266
2003-04	Jonathan Pribble	.411	86-209
2004-05	Jonathan Pribble	.379	58-153
2005-06	Jonathan Pribble	.400	74-185
2006-07	Kevin Morris	.383	59-154
2007-08	David Wilson	.433	42-97
2008-09	Brandon Wilkinson	.434	23-53
2009-10	Ihsaan Davis	.400	44-110
2010-11	Ihsaan Davis	.419	54-129
2011-12	Ihsaan Davis	.350	42-120
2012-13	Patrick Dougher	.410	43-105
2013-14	Michael Rudy	.411	37-90
2014-15	Patrick Dougher	.383	44-115
2015-16	T.J. Duckett	.448	65-145
2016-17	David Johnson	.484	45-93

FREE THROW PERCENTAGE

Year	Player	Pct	FT-ATT
1947-48	Staley	.667	42-63
1949-50	Jim Brodmerkel	.725	66-91
1950-51	Jack Sowers	.807	67-83
1951-52	Don Mosher	.669	81-121
1952-53	Vincent Leta	.755	185-245
1953-54	Joseph Hawkins	.797	59-74
1954-55	Joseph Hawkins	.764	84-110
1955-56	Joseph Hawkins	.835	132-158
1956-57	Albert Wilson	.708	114-161
1957-58	Clifford Smith	.750	51-68
1958-59	Lou Miorelli	.685	50-73
1959-60	Hal Judis	.713	87-122
1960-61	Hal Judis	.741	106-143
1961-62	Hal Judis	.757	109-144
1962-63	Hal Judis	.823	107-130
1963-64	Ron Travis	.670	67-100
1964-65	Ron Travis	.724	76-105
1965-66	Dick O'Donnell	.767	115-150
1966-67	Dick O'Donnell	.780	124-159
1967-68	Chuck Sample	.778	77-99
1968-69	Mark Henderson	.753	64-85
1969-70	Stephen Russell	.694	59-85
1970-71	Wes Forshee	.810	64-79
1971-72	Richard Henninger	.741	106-143
1972-73	Richard Henninger	.719	82-114
1973-74	Richard Henninger	.803	110-137
1974-75	John DiMarco	.800	52-65
1975-76	Bill Conroy	.640	48-75
1976-77	Mike Brown	.863	69-80
1977-78	Mike Brown	.845	87-103
1978-79	Mike Brown	.763	71-93
1979-80	Ray Graff	.878	86-98
1980-81	Bob Hastings	.742	46-62
1981-82	Bill Vadinsky	.703	64-91
1982-83	Bill Vadinsky	.748	77-103
1983-84	Steve Balakonis	.802	89-111
1984-85	Steve Balakonis	.766	85-111
1985-86	Jay Cleveland	.792	57-72
1986-87	Jay Cleveland	.712	79-111
1987-88	Jay Cleveland	.824	108-131
1988-89	Jeff Jones	.885	123-139
1989-90	Matt Frey	.656	42-64
1990-91	Tim Marose	.673	72-107
1991-92	Larry Stauffer	.714	50-70
1992-93	Tim Marose	.528	47-89
1993-94	Bill Trump	.653	62-95
1994-95	Kevin McFarland	.741	63-85
1995-96	Geoff Boblick	.766	98-128
1996-97	Geoff Boblick	.763	71-93
1997-98	Geoff Boblick	.771	64-83
1998-99	Kevin Rutherford	.484	90-186
1999-00	Brian Lindsay	.836	51-61
2000-01	Thomas Wesner	.873	69-79
2001-02	Thomas Wesner	.814	83-102
2002-03	Thomas Wesner	.769	70-91
2003-04	Shaun Morris	.734	69-94
2004-05	Jonathan Pribble	.765	114-149
2005-06	Jonathan Pribble	.796	109-137
2006-07	David Wilson	.919	57-62
2007-08	Eric Anthony	.891	82-92
2008-09	Eric Anthony	.865	64-74
2009-10	Eric Anthony	.902	111-123
2010-11	Mike Bradley	.853	58-68
2011-12	Mike Bradley	.768	73-95
2012-13	Anthony Martin	.794	100-126
2013-14	Malcolm Covington	.710	49-69
2014-15	Malcolm Covington	.731	79-108
2015-16	David Johnson	.843	113-134
2016-17	David Johnson	.906	77-85



Hal Judis led the Warriors in scoring from 1959-63.

ASSISTS

Year	Player	Ast	Avg
1951-52	George Fortner	70	3.2
	Vincent Leta	70	3.2
1984-85	Sam Burch	54	2.3
1985-86	Sam Burch	57	2.5
1986-87	Ron Heiler	65	2.8
1987-88	Seth Burch	77	3.3
1988-89	Seth Burch	115	4.6
1989-90	Jay Sechler	50	2.3
1990-91	Tim Marose	64	2.6
1991-92	Tim Marose	82	3.6
1992-93	Randy Thear	89	3.9
1993-94	Keith Fetterolf	60	2.6
1994-95	Coley Crouse	93	3.9
1995-96	Coley Crouse	106	3.9
1996-97	Andy Rutherford	68	2.7
1997-98	Andy Rutherford	80	3.3
1998-99	Rasheed Campbell	86	3.4
1999-00	Rasheed Campbell	94	3.8
2000-01	Thomas Wesner	88	3.5
2001-02	Jason Black	83	3.0
2002-03	Shaun Morris	98	3.8
2003-04	Shaun Morris	154	5.5
2004-05	Brad Musser	124	5.2
	Jeremiah Edison	124	5.0
2005-06	Brad Musser	151	6.0
2006-07	Anthony Watson	86	3.4
2007-08	Eric Anthony	83	3.1
2008-09	Anthony Watson	77	3.2
2009-10	Jerald Williams	151	5.4
2010-11	Jerald Williams	182	7.3
2011-12	Jerald Williams	227	8.4
2012-13	Jerald Williams	268	9.9
2013-14	Malcolm Covington	111	5.0
2014-15	Malcolm Covington	110	4.4
2015-16	David Johnson	91	3.1
2016-17	Nyk King	88	3.0



Matt Stackhouse led the Warriors in blocked shots from 2001-04.



Andy Rutherford led the Warriors in steals for three straight seasons from 1995-98.

BLOCKED SHOTS

Year	Player	Blk	Avg
1985-86	Ed Langer	13	0.6
1987-88	Jay Cleveland	4	0.2
1992-93	Bill Trump	29	1.3
1993-94	Bill Trump	46	2.0
1994-95	Kevin McFarland	18	0.8
1995-96	Andy Rutherford	48	1.8
1996-97	Andy Rutherford	20	0.8
1997-98	Andy Rutherford	27	1.1
1998-99	Kevin Rutherford	37	1.5
1999-00	Rasheed Campbell	15	0.6
	David Ganisin	15	0.6
2000-01	David Ganisin	47	1.9
2001-02	Matt Stackhouse	49	1.8
2002-03	Matt Stackhouse	55	2.1
2003-04	Matt Stackhouse	37	1.9
2004-05	Dave Pearson	32	1.8
2005-06	Greg Sye	27	1.1
2006-07	Greg Sye	18	0.8
2007-08	Greg Sye	19	0.7
2008-09	Sebastian Sabella	14	0.6
2009-10	John Caggiano	21	0.8
2010-11	Kevin Anthony	32	1.3
2011-12	Kevin Anthony	39	1.4
2012-13	Michael Rudy	61	2.3
2013-14	Michael Rudy	56	2.3
2014-15	Justin Iton	11	0.4
2015-16	Chris Wallace	17	0.6
2016-17	Chris Wallace	28	1.0

STEALS

Year	Player	Stl	Avg
1984-85	Tom Doyle	37	1.4
1985-86	Scott Breitmeyer	38	1.7
1986-87	Jay Cleveland	29	1.3
1987-88	Seth Burch	31	1.3
1992-93	Tim Marose	32	1.4
1993-94	Keith Fetterolf	45	2.0
1994-95	Geoff Boblick	46	1.9
1995-96	Andy Rutherford	51	1.9
1996-97	Andy Rutherford	62	2.5
1997-98	Andy Rutherford	64	2.7
1998-99	Rasheed Campbell	71	2.8
1999-00	Jason Black	44	1.8
2000-01	Thomas Wesner	44	1.8
2001-02	Thomas Wesner	47	1.7
2002-03	Thomas Wesner	43	1.7
2003-04	Curtis Mays	28	1.2
	Shaun Morris	28	1.0
2004-05	Brad Musser	31	1.3
	Jeremiah Edison	31	1.2
2005-06	Brad Musser	35	1.4
	Patrick Baylor	35	1.3
2006-07	Anthony Watson	51	2.0
2007-08	Eric Anthony	38	1.4
2008-09	Anthony Watson	51	2.1
2009-10	Jerald Williams	84	3.0
2010-11	Jerald Williams	75	3.0
2011-12	Jerald Williams	83	3.1
2012-13	Jerald Williams	92	3.4
2013-14	Malcolm Covington	24	1.0
2014-15	Alex Newbold	56	2.2
2015-16	David Johnson	49	1.7
2016-17	Chris Wallace	54	1.9



**2000 Freedom Conference Player of the Year
Rasheed Campbell**

Individual Conference Leaders

Middle Atlantic Conference

Year	Name	Category	Value
1971-72	Rich Henninger	Scoring	26.7
1972-73	Rich Henninger	Scoring	24.7
1973-74	Rich Henninger	Scoring	24.9
1979-80	Ray Graff	Rebounding	12.5
1987-88	Steve Crawford	Field Goal Percentage	.612
1987-88	Jeff Jones	3-Point Field Goal Percentage	.496
1988-89	Jeff Jones	Scoring	20.4
1988-89	Jeff Jones	Free Throw Percentage	.899
1992-93	Bill Trump	Field Goal Percentage	.599
1995-96	Andy Rutherford	Field Goal Percentage	.613
1997-98	Andy Rutherford	Steals	2.7
1998-99	Kevin Rutherford	Rebounds	11.8
1998-99	Kevin Rutherford	Field Goal Percentage	.650
1998-99	Brian Lindsay	3-Point Field Goals Made	3.00

Freedom Conference

Year	Name	Category	Value
1999-00	David Ganisin	Field Goal Percentage	.663
1999-00	Rasheed Campbell	Assists	3.9
1999-00	Rasheed Campbell	Steals	2.6
2001-02	Tommy Wesner	Scoring	17.4
2001-02	Tommy Wesner	3-Point Field Goals Made	3.39
2001-02	Matt Stackhouse	Offensive Rebounds	3.57
2002-03	Tommy Wesner	Scoring	20.0
2002-03	Matt Stackhouse	Rebounding	10.4
2002-03	L.J. Huggler	Field Goal Percentage	.627
2003-04	Jonathan Pribble	Scoring	20.0
2003-04	Jeremiah Edison	Field Goal Percentage	.659
2003-04	Shaun Morris	Assists	5.50
2004-05	Jeremiah Edison	Field Goal Percentage	.594
2004-05	Brad Musser	Assists	5.17
2004-05	Kevin Morris	3-Point Field Goals Made	2.80
2005-06	Jonathan Pribble	Scoring	20.2
2005-06	Brad Musser	Assists	6.04
2005-06	Jonathan Pribble	3-Point Field Goals Made	2.85
2006-07	David Wilson	Free Throw Percentage	.919

MAC Commonwealth

Year	Name	Category	Value
2007-08	Eric Anthony	Free Throw Percentage	.891
2007-08	David Wilson	3-Point Field Goal Percentage	.433
2008-09	Eric Anthony	Free Throw Percentage	.865
2009-10	Jerald Williams	Assist-Turnover Ratio	2.50
2009-10	Eric Anthony	Free Throw Percentage	.899
2009-10	Jerald Williams	Steals	3.0
2010-11	Jerald Williams	Assist-Turnover Ratio	2.94
2010-11	Jerald Williams	Assists	7.3
2010-11	Jerald Williams	Steals	3.0
2011-12	Jerald Williams	Assist-Turnover Ratio	3.44
2011-12	Jerald Williams	Assists	8.4
2011-12	Jerald Williams	Steals	3.07
2012-13	Jerald Williams	Assist-Turnover Ratio	3.39
2012-13	Jerald Williams	Assists	9.9
2012-13	Michael Rudy	Blocked Shots	2.26
2012-13	Jerald Williams	Steals	3.41
2016-17	David Johnson	Free Throw Percentage	.906



Conference Leaders



Eric Anthony finished sixth in the nation in free throw percentage in 2009-10, hitting 89.9 percent of his shots at the line.

Team Conference Leaders

Middle Atlantic Conference

Year	Category	Rank
1999-00	Scoring Offense	78.8

Freedom Conference

Year	Category	Rank
1999-00	Scoring Offense	78.8
1999-00	Three-Point Field Goals Made	10.0
2000-01	Free Throw Percentage	.734
2000-01	Field Goal Percentage Defense	.420
2000-01	Rebounding Offense	41.7
2000-01	Defensive Rebounds	29.04
2000-01	3-Point Field Goals Made	8.92
2001-02	Free Throw Percentage	.719
2001-02	Field Goal Percentage Defense	.403
2001-02	Defensive Rebounds	29.04
2001-02	3-Point Field Goals Made	7.93
2002-03	Scoring Offense	81.2
2002-03	Field Goal Percentage	.480
2002-03	Free Throw Percentage	.701
2003-04	Field Goal Percentage Defense	.412
2003-04	Turnover Margin	11.1
2004-05	Rebounding Offense	37.3
2004-05	Rebounding Margin	2.3
2006-07	Rebounding Defense	29.9

MAC Commonwealth

Year	Category	Rank
2007-08	Scoring Defense	66.3
2007-08	Free Throw Percentage	.737
2007-08	3-Point Field Goals Made	7.37
2008-09	Scoring Defense	62.7
2008-09	Field Goal Percentage Defense	.420
2009-10	Rebound Margin	5.1
2009-10	Scoring Margin	9.0
2009-10	Scoring Offense	81.4
2009-10	Steals	12.8
2009-10	Turnover Margin	4.9
2009-10	Winning Percentage	.778
2010-11	Assists	16.9
2010-11	Rebound Margin	5.6
2010-11	Scoring Offense	78.8
2010-11	Steals	10.3
2011-12	Assist-Turnover Ratio	1.33
2011-12	Assists	18.2

Year	Category	Rank
2011-12	Blocked Shots	5.8
2011-12	Free Throw Percentage	.702
2011-12	Turnover Margin	5.0
2011-12	Turnovers	12.7
2012-13	Assist-Turnover Ratio	1.20
2012-13	Assists	18.2
2012-13	Blocked Shots	6.0
2012-13	Scoring Offense	83.7
2012-13	Steals	10.1
2013-14	Defensive Rebounds	28.63
2013-14	Field Goal Percentage Defense	40.3
2014-15	Offensive Rebounds	13.27
2014-15	Scoring Offense	75.1
2014-15	Steals	10.2
2014-15	3-Point Field Goal Pct.	.375
2014-15	Turnover Margin	5.4
2015-16	Scoring Margin	5.9
2015-16	Steals	9.3
2015-16	Rebounds	40.45
2015-16	Turnover Margin	5.2
2015-16	Turnovers Forced	18.28
2015-16	Winning Percentage	.655
2016-17	Assists	15.7
2016-17	Free Throws Made	475
2016-17	Scoring Margin	9.2
2016-17	Scoring Offense	81.8
2016-17	Steals	10.0
2016-17	Rebounds	40.21
2016-17	Turnover Margin	4.1
2016-17	Turnovers Forced	17.79
2016-17	Winning Percentage	.828



Jerald Williams led Division III in assists and assist-turnover ratio in 2012-13.

NCAA Division III Leaders

Individual Leaders

All Lycoming College individuals ranked in the top 10 in Division III for a season are listed below.

Year	Name	Category	Rank	Value
1987-88	Jeff Jones	3-Point Field Goals Made	1st	4.2
1999-00	Rasheed Campbell	Blocked Shots	3rd	3.8
2002-03	Tommy Wesner	3-Point Field Goal Pct.	6th	3.7
2009-10	Eric Anthony	Free Throw Pct.	6th	.899
2009-10	Jerald Williams	Steals	6th	3.0
2010-11	Jerald Williams	Assists	4th	7.3
2010-11	Jerald Williams	Steals	6th	3.0
2010-11	Jerald Williams	Assist-Turnover Ratio	9th	2.94
2011-12	Jerald Williams	Assists	2nd	8.4
2011-12	Jerald Williams	Steals	7th	3.07
2011-12	Jerald Williams	Assist-Turnover Ratio	4th	3.44
2012-13	Jerald Williams	Assists	1st	9.9
2012-13	Jerald Williams	Steals	4th	3.41
2012-13	Jerald Williams	Assist-Turnover Ratio	1st	3.39
2012-13	Jerald Williams	Triple-Doubles	3rd	1.0

Team Leaders

All Lycoming College teams ranked in the top 10 in Division III for a season are listed below.

Year	Category	Rank	Value
1999-00	3-Point Field Goals Made	6th	9.9
2003-04	Rebound Margin	2nd	11.1
2009-10	Steals	3rd	12.8
2010-11	Assists	8th	16.9
2011-12	Assists	5th	18.2
2011-12	Assist-Turnover Ratio	9th	1.33
2011-12	Blocked Shots	4th	5.8
2012-13	Scoring Offense	10th	83.7
2012-13	Assists	3rd	18.2
2012-13	Blocked Shots	2nd	6.0
2013-14	Blocked Shots	8th	5.5
2014-15	Turnover Margin	8th	5.4
2015-16	Turnover Margin	9th	5.2
2016-17	Winning Percentage	10th	.828



1,000-Point Club

1. Richard Henninger • 1970-74 • 2,184 points



Scored 1,000th point in his 40th game against Wilkes on Feb. 19, 1972

Year	GP	GS	Min	Avg	Total			3-Point			F-Throw			Rebounds			Avg	PF	FO	Ast	TO	Blk	Stl	Pts	Avg
					FG	FGA	Pct	FG	FGA	Pct	FT	FTA	Pct	Off	Def	Tot									
1970-71	21	-	-	-	204	411	.496	-	-	-	76	120	.633	-	-	181	8.6	75	5	-	-	-	-	484	23.0
1971-72	21	-	-	-	227	432	.525	-	-	-	106	143	.741	-	-	-	61	-	-	-	-	-	-	560	26.7
1972-73	23	-	-	-	243	463	.525	-	-	-	82	114	.719	-	-	-	63	-	-	-	-	-	-	568	24.7
1973-74	23	-	-	-	231	425	.544	-	-	-	110	137	.803	-	-	202	8.8	71	-	-	-	-	-	572	24.9
TOTAL	88	-	-	-	905	1731	.523	-	-	-	374	514	.728	-	-	383	4.4	270	5	-	-	-	-	2184	24.8

2. Jonathan Pribble • 2002-06 • 1,974 points



Scored 1,000th point in his 56th game against Elizabethtown on Nov. 23, 2005

Year	GP	GS	Min	Avg	Total			3-Point			F-Throw			Rebounds			Avg	PF	FO	Ast	TO	Blk	Stl	Pts	Avg
					FG	FGA	Pct	FG	FGA	Pct	FT	FTA	Pct	Off	Def	Tot									
2002-03	25	25	819	32.8	137	298	.460	34	98	.347	52	79	.658	51	87	138	5.5	40	1	71	42	20	26	360	14.4
2003-04	28	28	967	34.5	202	458	.441	86	209	.411	71	107	.664	33	143	176	6.3	41	0	51	43	12	25	561	20.0
2004-05	25	25	827	33.1	178	383	.465	58	153	.379	114	149	.765	32	103	135	5.4	49	1	42	48	14	30	528	21.1
2005-06	26	26	891	34.3	171	378	.452	74	185	.400	109	137	.796	31	129	160	6.2	49	0	49	52	19	34	525	20.2
TOTAL	104	104	3504	33.7	688	1517	.454	252	645	.391	346	472	.733	147	462	609	5.9	179	2	213	185	65	115	1974	19.0


3. Vince Leta • 1950-54 • 1,834 points



Scored 1,000th point in his 56th game against Susquehanna on Feb. 9, 1953

Year	GP	GS	Min	Avg	Total			3-Point			F-Throw			Rebounds			Avg	PF	FO	Ast	TO	Blk	Stl	Pts	Avg	
					FG	FGA	Pct	FG	FGA	Pct	FT	FTA	Pct	Off	Def	Tot										
1950-51	19	-	-	-	82	210	.390	-	-	-	66	112	.589	-	-	-	-	-	-	-	-	-	-	-	230	12.1
1951-52	22	-	-	-	167	489	.342	-	-	-	98	197	.497	-	-	182	8.3	81	6	70	-	-	-	-	432	19.6
1952-53	20	-	-	-	185	511	.362	-	-	-	185	245	.755	-	-	346	17.3	41	2	-	-	-	-	-	555	27.8
1953-54	20	-	-	-	217	635	.342	-	-	-	183	268	.683	-	-	346	17.3	75	4	-	-	-	-	-	617	30.9
TOTAL	81	-	-	-	651	1845	.353	-	-	-	532	822	.647	-	-	874	10.8	197	12	70	-	-	-	-	1834	22.6


4. Ed Langer • 1982-86 • 1,582 points



Scored 1,000th point in his 69th game against York on Feb. 20, 1985

Year	GP	GS	Min	Avg	Total			3-Point			F-Throw			Rebounds			Avg	PF	FO	Ast	TO	Blk	Stl	Pts	Avg	
					FG	FGA	Pct	FG	FGA	Pct	FT	FTA	Pct	Off	Def	Tot										
1982-83	22	-	-	-	95	216	.440	-	-	-	16	27	.593	-	-	82	3.7	-	-	-	-	-	-	-	206	9.4
1983-84	25	-	-	-	182	393	.463	-	-	-	33	46	.717	-	-	87	3.5	-	-	-	-	-	-	-	397	15.9
1984-85	26	-	-	-	219	448	.489	-	-	-	51	75	.680	-	-	121	4.7	-	-	33	-	-	31	489	18.8	
1985-86	23	-	-	-	212	438	.484	-	-	-	66	89	.742	-	-	127	5.5	65	1	43	61	13	25	490	21.3	
TOTAL	96	-	-	-	708	1495	.474	-	-	.000	166	237	.700	-	-	417	4.3	65	1	76	61	13	56	1582	16.5	

5. Chris Napier • 1998-02 • 1,468 points



Scored 1,000th point in his 73rd game against FDU-Madison on Feb. 17, 2001

Year	GP	GS	Min	Avg	Total			3-Point			F-Throw			Rebounds			Avg	PF	FO	Ast	TO	Blk	Stl	Pts	Avg
					FG	FGA	Pct	FG	FGA	Pct	FT	FTA	Pct	Off	Def	Tot									
1998-99	25	24	619	24.8	105	272	.386	42	136	.309	32	49	.653	32	46	78	3.1	33	0	28	41	9	20	284	11.4
1999-00	25	25	834	33.4	110	284	.387	39	118	.331	46	79	.582	39	95	134	5.4	52	1	48	62	14	27	305	12.2
2000-01	25	25	835	33.4	151	362	.417	50	142	.352	95	134	.709	48	119	167	6.7	52	0	46	81	20	16	447	17.9
2001-02	28	28	-	-	135	378	.357	52	175	.297	110	147	.748	43	142	185	6.6	55	0	40	91	18	29	432	15.4
TOTAL	103	102	2288	22.2	501	1296	.387	183	571	.320	283	409	.692	162	402	564	5.5	192	1	162	275	61	92	1468	14.3

6. Mark Molesky • 1975-79 • 1,454 points



Scored 1,000th point in his 67th game against Elizabethtown on Feb. 24, 1978

Year	GP	GS	Min	Avg	Total			3-Point			F-Throw			Rebounds			Avg	PF	FO	Ast	TO	Blk	Stl	Pts	Avg	
					FG	FGA	Pct	FG	FGA	Pct	FT	FTA	Pct	Off	Def	Tot										
1975-76	23	-	-	-	112	235	.477	-	-	-	35	54	.648	-	-	119	5.2	47	-	-	-	-	-	-	259	11.3
1976-77	19	-	-	-	129	314	.411	-	-	-	57	76	.750	-	-	90	4.7	41	-	-	-	-	-	-	315	16.6
1977-78	26	-	-	-	182	436	.417	-	-	-	91	121	.752	-	-	139	5.3	67	-	-	-	-	-	-	455	17.5
1978-79	22	-	-	-	178	415	.429	-	-	-	69	96	.719	-	-	124	5.6	-	-	-	-	-	-	-	425	19.3
TOTAL	90	-	-	-	601	1400	.429	-	-	-	252	347	.726	-	-	472	5.2	155	-	-	-	-	-	-	1454	16.2

7. Tommy Wesner • 2000-03 • 1,428 points



Scored 1,000th point in his 57th game against Wilkes on Dec. 4, 2002

Year	GP	GS	Min	Avg	Total			3-Point			F-Throw			Rebounds			Avg	PF	FO	Ast	TO	Blk	Stl	Pts	Avg
					FG	FGA	Pct	FG	FGA	Pct	FT	FTA	Pct	Off	Def	Tot									
2000-01	25	21	806	32.2	138	311	.444	78	176	.443	69	79	.873	13	101	114	4.6	50	0	88	84	1	44	423	16.9
2001-02	28	28	-	-	154	416	.370	95	268	.354	83	102	.814	22	95	117	4.2	49	0	72	72	4	47	486	17.4
2002-03	26	26	865	33.3	177	443	.400	95	266	.357	70	91	.769	14	86	100	3.8	61	0	91	98	2	43	519	20.0
TOTAL	79	75	1671	21.2	469	1170	.401	268	710	.377	222	272	.816	49	282	331	4.2	160	0	251	254	7	134	1428	18.1



8. Hal Judis • 1959-63 • 1,421 points

Scored 1,000th point in his 54th game against Rider on Feb. 9, 1962

Year	GP	GS	Min	Avg	Total			3-Point			F-Throw			Rebounds			Avg	PF	FO	Ast	TO	Blk	Stl	Pts	Avg
					FG	FGA	Pct	FG	FGA	Pct	FT	FTA	Pct	Off	Def	Tot									
1959-60	18	-	-	-	95	225	.422	-	-	-	87	122	.713	-	-	-	-	-	-	-	-	-	277	15.4	
1960-61	22	-	-	-	156	410	.380	-	-	-	106	143	.741	-	-	62	2.8	57	2	-	-	-	418	19.0	
1961-62	21	-	-	-	137	300	.457	-	-	-	109	144	.757	-	-	-	-	-	-	-	-	-	383	18.2	
1962-63	20	-	-	-	118	258	.457	-	-	-	107	130	.823	-	-	51	2.6	59	2	-	-	-	343	17.2	
TOTAL	81	-	-	-	506	1193	.424	-	-	-	409	539	.759	-	-	113	1.4	116	4	-	-	-	1421	17.5	



9. Ron Travis • 1962-67 • 1,413 points

Scored 1,000th point in his 61st game against Elizabethtown on Jan. 22, 1966

Year	GP	GS	Min	Avg	Total			3-Point			F-Throw			Rebounds			Avg	PF	FO	Ast	TO	Blk	Stl	Pts	Avg
					FG	FGA	Pct	FG	FGA	Pct	FT	FTA	Pct	Off	Def	Tot									
1962-63	10	-	-	-	41	81	.506	-	-	-	15	31	.484	-	-	102	10.2	33	1	-	-	-	97	9.7	
1963-64	19	-	-	-	95	215	.442	-	-	-	67	100	.670	-	-	222	11.7	63	3	-	-	-	257	13.5	
1964-65	19	-	-	-	144	287	.502	-	-	-	76	105	.724	-	-	295	15.5	60	3	-	-	-	364	19.2	
1965-66	21	-	-	-	190	404	.470	-	-	-	62	89	.697	-	-	334	15.9	66	2	-	-	-	442	21.0	
1966-67	11	-	-	-	102	185	.551	-	-	-	49	73	.671	-	-	171	15.5	25	-	-	-	-	253	23.0	
TOTAL	80	-	-	-	572	1172	.488	-	-	-	269	398	.676	-	-	1124	14.1	247	9	-	-	-	1413	17.7	



10. Albert Wilson • 1953-57 • 1,366 points

Scored 1,000th point in his 64th game against Lock Haven on Dec. 5, 1956

Year	GP	GS	Min	Avg	Total			3-Point			F-Throw			Rebounds			Avg	PF	FO	Ast	TO	Blk	Stl	Pts	Avg
					FG	FGA	Pct	FG	FGA	Pct	FT	FTA	Pct	Off	Def	Tot									
1953-54	19	-	-	-	61	174	.351	-	-	-	52	85	.612	-	-	132	6.9	56	-	-	-	-	-	174	9.2
1954-55	22	-	-	-	129	316	.408	-	-	-	129	193	.668	-	-	274	12.5	59	3	-	-	-	-	387	17.6
1955-56	22	-	-	-	131	322	.407	-	-	-	167	244	.684	-	-	224	10.2	53	1	-	-	-	-	429	19.5
1956-57	23	-	-	-	131	365	.359	-	-	-	114	161	.708	-	-	314	13.7	44	1	-	-	-	-	376	16.3
TOTAL	86	-	-	-	452	1177	.384	-	-	-	462	683	.676	-	-	944	11.1	212	5	-	-	-	-	1366	15.9



11. Geoff Boblick • 1994-98 • 1,363 points

Scored 1,000th point in his 69th game against Susquehanna on Feb. 8, 1997

Year	GP	GS	Min	Avg	Total			3-Point			F-Throw			Rebounds			Avg	PF	FO	Ast	TO	Blk	Stl	Pts	Avg
					FG	FGA	Pct	FG	FGA	Pct	FT	FTA	Pct	Off	Def	Tot									
1994-95	24	24	809	33.7	133	385	.345	56	180	.311	70	95	.737	44	74	118	4.9	54	0	55	53	4	46	392	16.3
1995-96	26	26	844	32.5	128	330	.388	54	163	.331	98	128	.766	27	76	103	4.0	52	1	67	68	3	45	408	15.7
1996-97	23	23	628	27.3	81	198	.409	31	96	.323	71	93	.763	33	45	78	3.4	43	0	51	43	4	41	264	11.5
1997-98	22	22	633	28.8	101	215	.470	33	93	.355	64	83	.771	38	58	96	4.4	58	2	57	41	1	49	299	13.6
TOTAL	95	95	2914	30.7	443	1128	.393	174	532	.327	303	399	.759	142	253	395	4.2	207	3	230	205	12	181	1363	14.3



12. Kevin McFarland • 1994-98 • 1,357 points

Scored 1,000th point in his 71st game against Susquehanna on Feb. 8, 1997

Year	GP	GS	Min	Avg	Total			3-Point			F-Throw			Rebounds			Avg	PF	FO	Ast	TO	Blk	Stl	Pts	Avg
					FG	FGA	Pct	FG	FGA	Pct	FT	FTA	Pct	Off	Def	Tot									
1994-95	24	12	607	25.3	127	267	.476	11	30	.367	63	85	.741	45	130	175	7.3	59	1	22	51	18	24	328	13.7
1995-96	27	27	752	27.9	168	363	.463	34	100	.340	75	108	.694	36	95	131	4.9	71	1	29	63	9	34	445	16.5
1996-97	25	24	641	25.6	115	244	.471	19	62	.306	45	72	.625	37	75	112	4.5	81	7	29	59	15	32	294	11.8
1997-98	23	22	571	24.8	111	249	.446	16	39	.410	52	77	.675	42	62	104	4.5	73	2	53	66	7	24	290	12.6
TOTAL	99	85	2571	26.0	521	1123	.464	80	231	.346	235	342	.687	160	362	522	5.3	284	11	133	239	49	114	1357	13.7



13. Andy Rutherford • 1995-98 • 1,352 points

Scored 1,000th point in his 58th game against Juniata on Dec. 19, 1997

Year	GP	GS	Min	Avg	Total			3-Point			F-Throw			Rebounds			Avg	PF	FO	Ast	TO	Blk	Stl	Pts	Avg
					FG	FGA	Pct	FG	FGA	Pct	FT	FTA	Pct	Off	Def	Tot									
1995-96	27	27	852	31.6	204	333	.613	10	26	.385	107	160	.669	75	149	224	8.3	70	1	77	67	48	51	525	19.4
1996-97	25	24	699	28.0	135	252	.536	8	25	.320	88	131	.672	41	83	124	5.0	59	3	68	71	20	62	366	14.6
1997-98	24	24	675	28.1	175	315	.556	13	42	.310	98	141	.695	54	76	130	5.4	77	1	80	66	27	64	461	19.2
TOTAL	76	75	2226	29.3	514	900	.571	31	93	.333	293	432	.678	170	308	478	6.3	206	5	225	204	95	177	1352	17.8



14. Jeff Jones • 1985-89 • 1,324 points

Scored 1,000th point in his 72nd game against Allentown on Dec. 9, 1988

Year	GP	GS	Min	Avg	Total			3-Point			F-Throw			Rebounds			Avg	PF	FO	Ast	TO	Blk	Stl	Pts	Avg
					FG	FGA	Pct	FG	FGA	Pct	FT	FTA	Pct	Off	Def	Tot									
1985-86	17	-	-	-	30	62	.484	-	-	-	19	22	.864	-	-	20	1.2	19	0	21	27	-	6	79	4.6
1986-87	23	-	-	-	113	232	.487	57	126	.452	42	50	.840	-	-	70	3.0	-	-	37	46	-	25	325	14.1
1987-88	23	-	-	-	142	301	.472	97	184	.527	38	47	.809	-	-	77	3.3	-	-	55	56	-	28	419	18.2
1988-89	25	-	-	-	150	341	.440	78	162	.481	123	139	.885	-	-	72	2.9	-	-	88	-	-	-	501	20.0
TOTAL	88	-	-	-	435	936	.465	232	472	.492	222	258	.860	-	-	239	2.7	19	0	201	129	0	59	1324	15.0



1,000-Point Club



15. Kevin Morris • 2004-08 • 1,282 points

Scored 1,000th point in his 82nd game against Elmira on Dec. 4, 2007

Year	GP	GS	Min	Avg	Total			3-Point			F-Throw			Rebounds			Avg	PF	FO	Ast	TO	Blk	Stl	Pts	Avg
					FG	FGA	Pct	FG	FGA	Pct	FT	FTA	Pct	Off	Def	Tot									
2004-05	25	23	630	25.2	114	277	.412	70	189	.370	49	61	.803	18	82	100	4.0	43	0	31	38	6	20	347	13.9
2005-06	25	11	601	24.0	85	221	.385	44	134	.328	42	53	.792	20	63	83	3.3	54	2	39	46	14	19	256	10.2
2006-07	25	21	746	29.8	96	238	.403	59	154	.383	71	87	.816	14	74	88	3.5	48	0	45	38	3	17	322	12.9
2007-08	27	17	740	27.4	108	285	.379	54	164	.329	87	103	.845	29	97	126	4.7	64	1	56	54	4	21	357	13.2
TOTAL	102	72	2717	26.6	403	1021	.395	227	641	.354	249	304	.819	81	316	397	3.9	209	3	171	176	27	77	1282	12.6



16. Greg Sye • 2005-09 • 1,253 points

Scored 1,000th point in his 81st game against Elmira on Dec. 3, 2008

Year	GP	GS	Min	Avg	Total			3-Point			F-Throw			Rebounds			Avg	PF	FO	Ast	TO	Blk	Stl	Pts	Avg
					FG	FGA	Pct	FG	FGA	Pct	FT	FTA	Pct	Off	Def	Tot									
2005-06	25	23	652	26.1	120	202	.594	0	0	.000	70	108	.648	56	102	158	6.3	75	2	22	40	27	30	310	12.4
2006-07	23	19	640	27.8	123	213	.577	0	1	.000	68	109	.624	50	75	125	5.4	68	2	29	54	18	32	314	13.7
2007-08	27	23	644	23.9	112	209	.536	0	0	.000	70	99	.707	50	111	161	6.0	90	6	29	54	19	31	294	10.9
2008-09	24	24	563	23.5	125	233	.536	0	3	.000	85	113	.752	60	90	150	6.3	68	2	12	45	13	39	335	14.0
TOTAL	99	89	2499	25.2	480	857	.560	0	4	.000	293	429	.683	216	378	594	6.0	301	12	92	193	77	132	1253	12.7



17. Kevin Anthony • 2010-14 • 1,235 points

Scored 1,000th point in his 89th game against Arcadia on Jan. 4, 2014

Year	GP	GS	Min	Avg	Total			3-Point			F-Throw			Rebounds			Avg	PF	FO	Ast	TO	Blk	Stl	Pts	Avg
					FG	FGA	Pct	FG	FGA	Pct	FT	FTA	Pct	Off	Def	Tot									
2010-11	25	19	588	23.5	92	162	.568	1	5	.200	55	93	.591	47	102	149	6.0	73	2	20	56	32	36	240	9.6
2011-12	27	22	672	24.9	131	257	.510	0	0	.000	91	124	.734	35	102	137	5.1	57	0	19	48	39	33	353	13.1
2012-13	27	18	598	22.1	100	199	.503	0	1	.000	63	92	.685	44	104	148	5.5	48	1	22	54	17	27	263	9.7
2013-14	24	24	692	28.8	135	249	.542	0	0	.000	109	154	.708	45	117	162	6.8	49	0	30	54	24	22	379	15.8
TOTAL	103	83	2550	24.8	458	867	.528	1	6	.167	318	463	.687	171	425	596	5.8	227	3	91	212	112	118	1235	12.0



18. Bill Trump • 1990-94 • 1,227 points

Scored 1,000th point in his 80th game against Wilkes on Jan. 12, 1994

Year	GP	GS	Min	Avg	Total			3-Point			F-Throw			Rebounds			Avg	PF	FO	Ast	TO	Blk	Stl	Pts	Avg
					FG	FGA	Pct	FG	FGA	Pct	FT	FTA	Pct	Off	Def	Tot									
1990-91	24	-	-	-	91	185	.492	1	1	1.000	18	42	.429	-	-	125	5.2	-	-	24	-	-	-	201	8.4
1991-92	23	-	-	-	117	225	.520	0	1	.000	43	70	.614	145	21	166	7.2	-	-	-	-	-	-	277	12.0
1992-93	23	21	-	-	157	256	.613	0	0	.000	45	72	.625	60	81	141	6.1	47	-	11	38	29	11	359	15.6
1993-94	23	23	-	-	163	297	.549	2	3	.667	62	95	.653	49	88	137	6.0	54	-	23	55	46	27	390	17.0
TOTAL	93	44	-	-	528	963	.548	3	5	.600	168	279	.602	-	-	569	6.1	101	-	58	93	75	38	1227	13.2



19. Matt Stackhouse • 2000-04 • 1,204 points

Scored 1,000th point in his 82nd game against Elmira on Dec. 15, 2003

Year	GP	GS	Min	Avg	Total			3-Point			F-Throw			Rebounds			Avg	PF	FO	Ast	TO	Blk	Stl	Pts	Avg
					FG	FGA	Pct	FG	FGA	Pct	FT	FTA	Pct	Off	Def	Tot									
2000-01	22	0	129	5.9	19	43	.442	0	0	.000	18	27	.667	14	24	38	1.7	22	0	2	12	1	1	56	2.5
2001-02	28	27	-	-	134	227	.590	0	2	.000	115	154	.747	100	142	242	8.6	98	4	24	74	49	10	383	13.7
2002-03	26	26	774	29.8	162	272	.596	0	0	.000	122	165	.739	102	169	271	10.4	90	5	42	78	55	19	446	17.2
2003-04	19	15	546	28.7	121	201	.602	0	0	.000	77	111	.694	84	118	202	10.6	66	3	34	51	37	8	319	16.8
TOTAL	95	68	1449	15.3	436	743	.587	0	2	.000	332	457	.726	300	453	753	7.9	276	12	102	215	142	38	1204	12.7



20. Eric Anthony • 2007-10 • 1,184 points

Scored 1,000th point in his 68th game against Alvernia on Jan. 23, 2010

Year	GP	GS	Min	Avg	Total			3-Point			F-Throw			Rebounds			Avg	PF	FO	Ast	TO	Blk	Stl	Pts	Avg
					FG	FGA	Pct	FG	FGA	Pct	FT	FTA	Pct	Off	Def	Tot									
2007-08	27	27	923	34.2	128	296	.432	58	152	.382	82	92	.891	33	80	113	4.2	71	1	83	106	0	38	396	14.7
2008-09	24	23	772	32.2	119	296	.402	55	163	.337	64	74	.865	24	66	90	3.8	41	0	75	63	1	23	357	14.9
2009-10	28	28	797	28.5	130	317	.410	60	152	.395	111	123	.902	31	65	96	3.4	49	0	78	66	3	37	431	15.4
TOTAL	79	78	2492	31.5	377	909	.415	173	467	.370	257	289	.889	88	211	299	3.8	161	1	236	235	4	98	1184	15.0



21. Ray Graff • 1976-80 • 1,173 points

Scored 1,000th point in his 74th game against Bucknell on Jan. 21, 1980

Year	GP	GS	Min	Avg	Total			3-Point			F-Throw			Rebounds			Avg	PF	FO	Ast	TO	Blk	Stl	Pts	Avg
					FG	FGA	Pct	FG	FGA	Pct	FT	FTA	Pct	Off	Def	Tot									
1976-77	15	-	-	-	44	89	.494	-	-	-	29	37	.784	-	-	84	5.6	28	-	-	-	-	-	117	7.8
1977-78	26	-	-	-	141	297	.475	-	-	-	66	84	.786	-	-	198	7.6	78	-	-	-	-	-	348	13.4
1978-79	21	-	-	-	135	271	.498	-	-	-	60	84	.714	-	-	199	9.5	-	-	-	-	-	-	330	15.7
1979-80	25	-	-	-	146	271	.539	-	-	-	86	98	.878	-	-	275	11.0	-	-	-	-	-	-	378	15.1
TOTAL	87	-	-	-	466	928	.502	-	-	-	241	303	.795	-	-	756	8.7	106	-	-	-	-	-	1173	13.5



22. Dick O'Donnell • 1963-67 • 1,155 points

Scored 1,000th point in his 68th game against Muhlenberg on Jan. 25, 1967

Year	GP	GS	Min	Avg	Total			3-Point			F-Throw			Rebounds			Avg	PF	FO	Ast	TO	Blk	Stl	Pts	Avg
					FG	FGA	Pct	FG	FGA	Pct	FT	FTA	Pct	Off	Def	Tot									
1963-64	17	-	-	-	59	147	.401	-	-	-	61	92	.663	-	-	102	6.0	26	4	-	-	-	179	10.5	
1964-65	19	-	-	-	93	204	.456	-	-	-	89	138	.645	-	-	213	11.2	59	3	-	-	-	275	14.5	
1965-66	21	-	-	-	113	282	.401	-	-	-	115	150	.767	-	-	198	9.4	68	1	-	-	-	341	16.2	
1966-67	20	-	-	-	118	248	.476	-	-	-	124	159	.780	-	-	220	11.0	57	1	-	-	-	360	18.0	
TOTAL	77	-	-	-	383	881	.435	-	-	-	389	539	.722	-	-	733	9.5	210	9	-	-	-	1155	15.0	



23. Will Kelly • 2007-11 • 1,147 points

Scored 1,000th point in his 97th game against Albright on Jan. 29, 2011

Year	GP	GS	Min	Avg	Total			3-Point			F-Throw			Rebounds			Avg	PF	FO	Ast	TO	Blk	Stl	Pts	Avg
					FG	FGA	Pct	FG	FGA	Pct	FT	FTA	Pct	Off	Def	Tot									
2007-08	27	2	369	13.7	29	70	.414	3	17	.176	27	35	.771	25	33	58	2.1	48	0	14	29	3	14	88	3.3
2008-09	24	24	690	28.8	85	187	.455	31	83	.373	32	42	.762	20	107	127	5.3	52	2	32	49	6	21	233	9.7
2009-10	28	28	811	29.0	147	314	.468	51	140	.364	95	118	.805	58	139	197	7.0	68	1	40	66	13	30	440	15.7
2010-11	24	24	723	30.1	133	311	.428	49	142	.345	71	95	.747	46	125	171	7.1	51	1	44	62	15	30	386	16.1
TOTAL	103	78	2593	25.2	394	882	.447	134	382	.351	225	290	.776	149	404	553	5.4	219	4	130	206	37	95	1147	11.1



24. Tim Marose • 1989-93 • 1,130 points

Scored 1,000th point in his 73rd game against Messiah on Jan. 23, 1993

Year	GP	GS	Min	Avg	Total			3-Point			F-Throw			Rebounds			Avg	PF	FO	Ast	TO	Blk	Stl	Pts	Avg
					FG	FGA	Pct	FG	FGA	Pct	FT	FTA	Pct	Off	Def	Tot									
1989-90	13	-	-	-	31	61	.508	1	1	1.000	18	24	.750	-	-	39	3.0	-	-	24	-	-	-	81	6.2
1990-91	25	-	-	-	156	355	.439	24	63	.381	72	107	.673	-	-	129	5.2	-	-	64	-	-	-	408	16.3
1991-92	23	-	-	-	134	289	.464	3	29	.103	78	121	.645	-	-	112	4.9	-	-	82	-	-	-	349	15.2
1992-93	23	19	-	-	118	265	.445	9	39	.231	47	89	.528	42	61	103	4.5	75	0	47	63	5	32	292	12.7
TOTAL	84	19	-	-	439	970	.453	37	132	.280	215	341	.630	-	-	383	4.6	75	0	217	63	5	32	1130	13.5



25. Jay Cleveland • 1984-88 • 1,126 points

Scored 1,000th point in his 83rd game against Drew on Jan. 23, 1988

Year	GP	GS	Min	Avg	Total			3-Point			F-Throw			Rebounds			Avg	PF	FO	Ast	TO	Blk	Stl	Pts	Avg
					FG	FGA	Pct	FG	FGA	Pct	FT	FTA	Pct	Off	Def	Tot									
1984-85	23	-	-	-	29	61	.475	0	0	.000	21	26	.808	-	-	27	1.2	0	0	13	-	-	5	79	3.4
1985-86	23	-	-	-	121	241	.502	0	0	.000	57	72	.792	-	-	129	5.6	32	1	30	45	6	22	299	13.0
1986-87	23	-	-	-	185	350	.529	1	11	.091	79	111	.712	-	-	128	5.6	0	0	47	53	0	29	450	19.6
1987-88	22	-	-	-	95	234	.406	0	9	.000	108	131	.824	-	-	110	5.0	0	0	53	37	4	21	298	13.5
TOTAL	91	-	-	-	430	886	.485	1	20	.050	265	340	.779	-	-	394	4.3	32	1	143	135	10	77	1126	12.4



26. Rasheed Campbell • 1996-00 • 1,118 points

Scored 1,000th point in his 70th game against Scranton on Feb. 2, 2000

Year	GP	GS	Min	Avg	Total			3-Point			F-Throw			Rebounds			Avg	PF	FO	Ast	TO	Blk	Stl	Pts	Avg
					FG	FGA	Pct	FG	FGA	Pct	FT	FTA	Pct	Off	Def	Tot									
1996-97	25	3	558	22.3	84	213	.394	43	107	.402	34	51	.667	37	68	105	4.2	50	1	20	47	9	35	245	9.8
1998-99	25	25	832	33.3	144	349	.413	49	145	.338	49	84	.583	39	109	148	5.9	54	0	86	71	10	71	386	15.4
1999-00	25	25	900	36.0	166	371	.447	65	164	.396	90	132	.682	57	138	195	7.8	61	0	94	81	15	36	487	19.5
TOTAL	75	53	2290	30.5	394	933	.422	157	416	.377	173	267	.648	133	315	448	6.0	165	1	200	199	34	142	1118	14.9



27. Mike Brown • 1975-79 • 1,086 points

Scored 1,000th point in his 84th game against Elizabethtown on Jan. 31, 1979

Year	GP	GS	Min	Avg	Total			3-Point			F-Throw			Rebounds			Avg	PF	FO	Ast	TO	Blk	Stl	Pts	Avg
					FG	FGA	Pct	FG	FGA	Pct	FT	FTA	Pct	Off	Def	Tot									
1975-76	23	-	-	-	64	145	.441	-	-	-	15	22	.682	-	-	72	3.1	30	-	-	-	-	-	143	6.2
1976-77	19	-	-	-	112	245	.457	-	-	-	69	80	.863	-	-	96	5.1	46	-	-	-	-	-	293	15.4
1977-78	26	-	-	-	146	341	.428	-	-	-	87	103	.845	-	-	111	4.3	53	-	-	-	-	-	379	14.6
1978-79	22	-	-	-	100	256	.391	-	-	-	71	93	.763	-	-	108	4.9	-	-	-	-	-	-	271	12.3
TOTAL	90	-	-	-	422	987	.428	-	-	-	242	298	.812	-	-	387	4.3	129	-	-	-	-	-	1086	12.1



28. Ihsaan Davis • 2009-13 • 1,070 points

Scored 1,000th point in his 90th game against Widener on Jan. 5, 2013

Year	GP	GS	Min	Avg	Total			3-Point			F-Throw			Rebounds			Avg	PF	FO	Ast	TO	Blk	Stl	Pts	Avg
					FG	FGA	Pct	FG	FGA	Pct	FT	FTA	Pct	Off	Def	Tot									
2009-10	27	0	631	23.4	98	229	.428	44	110	.400	72	108	.667	45	70	115	4.3	68	1	33	42	2	37	312	11.6
2010-11	25	22	678	27.1	120	278	.432	54	129	.419	61	79	.772	27	62	89	3.6	65	4	44	44	2	29	355	14.2
2011-12	27	16	594	22.0	81	222	.365	42	120	.350	34	46	.739	32	59	91	3.4	60	0	44	52	6	20	238	8.8
2012-13	18	4	347	19.3	54	149	.362	17	62	.274	40	53	.755	18	50	68	3.8	38	1	27	27	3	6	165	9.2
TOTAL	97	42	2250	23.2	353	878	.402	157	421	.373	207	286	.724	122	241	363	3.7	231	6	148	165	13	92	1070	11.0



1,000-Point Club



29. Jack Sowers • 1947-51 • 1,016 points

Scored 1,000th point in his 74th game against National Agricultural on March 1, 1951

Year	GP	GS	Min	Avg	Total			3-Point			F-Throw			Rebounds			Avg	PF	FO	Ast	TO	Blk	Stl	Pts	Avg
					FG	FGA	Pct	FG	FGA	Pct	FT	FTA	Pct	Off	Def	Tot									
1947-48	17	-	-	-	95	-	-	-	-	-	31	54	.574	-	-	-	-	-	-	-	-	-	221	13.0	
1948-49	19	-	-	-	-	-	-	-	-	-	-	-	-	-	-	-	-	-	-	-	-	-	275	14.5	
1949-50	19	-	-	-	63	239	.264	-	-	-	39	55	.709	-	-	-	-	-	-	-	-	-	165	8.7	
1950-51	19	-	-	-	144	350	.411	-	-	-	67	83	.807	-	-	-	-	-	-	-	-	-	355	18.7	
TOTAL	74	-	-	-	302	589	.513	-	-	-	137	192	.714	-	-	-	-	-	-	-	-	-	1016	13.7	



30. John Boyd • 1957-61 • 1,014 points

Scored 1,000th point in his 77th game against Upsala on March 1, 1961

Year	GP	GS	Min	Avg	Total			3-Point			F-Throw			Rebounds			Avg	PF	FO	Ast	TO	Blk	Stl	Pts	Avg
					FG	FGA	Pct	FG	FGA	Pct	FT	FTA	Pct	Off	Def	Tot									
1957-58	17	-	-	-	79	200	.395	-	-	-	35	76	.461	-	-	94	5.5	29	1	-	-	-	-	193	11.4
1958-59	21	-	-	-	138	355	.389	-	-	-	58	106	.547	-	-	138	6.6	49	1	-	-	-	-	334	15.9
1959-60	18	-	-	-	83	-	-	-	-	-	32	50	.640	-	-	-	-	-	-	-	-	-	-	198	11.0
1960-61	22	-	-	-	117	293	.399	-	-	-	55	81	.679	-	-	116	5.3	49	1	-	-	-	-	289	13.1
TOTAL	78	-	-	-	417	848	.492	-	-	-	180	313	.575	-	-	348	4.5	127	3	-	-	-	-	1014	13.0

Fastest to 1,000 Points

Name	Years	Games to 1,000	Date
1 Richard Henninger	1970-74	40	2/19/1972
2 Hal Judis	1959-63	54	2/9/1962
3 Jonathan Pribble	2002-06	56	11/23/2005
4 Vincent Leta	1950-54	56	2/9/1953
5 Thomas Wesner	2000-03	57	12/4/2002
6 Andy Rutherford	1995-98	58	12/19/1997
7 Ron Travis	1962-67	61	1/22/1966
8 Albert Wilson	1953-57	64	12/5/1956
9 Mark Molesky (90 games)	1975-79	67	2/24/1978
10 Eric Anthony	2007-10	68	1/23/2010
11 Dick O'Donnell	1963-67	68	1/25/1967
12 Ed Langer	1982-86	69	2/20/1985
13 Geoff Boblick	1994-98	69	2/8/1997
14 Rasheed Campbell	1996-00	70	2/2/2000
15 Kevin McFarland	1994-98	71	2/8/1997
16 Jeff Jones	1985-89	72	12/9/1988
17 Chris Napier	1998-02	73	2/17/2001
18 Tim Marose	1989-93	73	1/23/1993
19 Ray Graff	1976-80	74	1/21/1980
20 Jack Sowers	1947-51	74	3/1/1951
21 John Boyd	1957-61	77	3/1/1961
22 Bill Trump	1990-94	80	1/12/1994
23 Greg Sye	2005-09	81	12/3/2008
24 Kevin Morris	2004-08	82	12/4/1997
25 Matt Stackhouse	2000-04	82	12/15/2003
26 Jay Cleveland	1984-88	83	1/23/1988
27 Mike Brown	1975-79	84	1/31/1979
28 Kevin Anthony	2010-14	89	1/4/2014
29 Ihsaan Davis	2009-13	90	1/5/2013
30 Will Kelly	2007-11	97	1/29/2011

1,000-Point Club Chronology

Name	Years	Games to 1,000	Date
1 Jack Sowers	1947-51	74	3/1/1951
2 Vincent Leta	1950-54	56	2/9/1953
3 Albert Wilson	1953-57	64	12/5/1956
4 John Boyd	1957-61	77	3/1/1961
5 Hal Judis	1959-63	54	2/9/1962
6 Ron Travis	1962-67	61	1/22/1966
7 Dick O'Donnell	1963-67	68	1/25/1967
8 Richard Henninger	1970-74	40	2/19/1972
9 Mark Molesky	1975-79	67	2/24/1978
10 Mike Brown	1975-79	84	1/31/1979
11 Ray Graff	1976-80	74	1/21/1980
12 Ed Langer	1982-86	69	2/20/1985
13 Jay Cleveland	1984-88	83	1/23/1988
14 Jeff Jones	1985-89	72	12/9/1988
15 Tim Marose	1989-93	73	1/23/1993
16 Bill Trump	1990-94	80	1/12/1994
17 Kevin McFarland	1994-98	71	2/8/1997
18 Geoff Boblick	1994-98	69	2/8/1997
19 Kevin Morris	2004-08	82	12/4/1997
20 Andy Rutherford	1995-98	58	12/19/1997
21 Rasheed Campbell	1996-00	70	2/2/2000
22 Chris Napier	1998-02	73	2/17/2001
23 Thomas Wesner	2000-03	57	12/4/2002
24 Matt Stackhouse	2000-04	82	12/15/2003
25 Jonathan Pribble	2002-06	56	11/23/2005
26 Greg Sye	2005-09	81	12/3/2008
27 Eric Anthony	2007-10	68	1/23/2010
28 Will Kelly	2007-11	97	1/29/2011
29 Ihsaan Davis	2009-13	90	1/5/2013
30 Kevin Anthony	2010-14	89	1/4/2014



Vincent Leta is third in the school's record book with 1,834 career points.



L.J. Huggler is one of six players in school history to shoot better than 60 percent in a career.

1,000-Point Club

1. 2184	Richard Henninger (88 games)	1970-74
2. 1974	Jonathan Pribble (104 games)	2002-06
3. 1834	Vincent Leta (81 games)	1950-54
4. 1582	Ed Langer (96 games)	1982-86
5. 1468	Chris Napier (103 games)	1998-02
6. 1454	Mark Molesky (90 games)	1975-79
7. 1428	Thomas Wesner (79 games)	2000-03
8. 1421	Hal Judis (81 games)	1959-63
9. 1413	Ron Travis (80 games)	1962-67
10. 1366	Albert Wilson (86 games)	1953-57
11. 1363	Geoff Boblick (95 games)	1994-98
12. 1357	Kevin McFarland (99 games)	1994-98
13. 1352	Andy Rutherford (76 games)	1995-98
14. 1324	Jeff Jones (88 games)	1985-89
15. 1282	Kevin Morris (102 games)	2004-08
16. 1253	Greg Sye (99 games)	2005-09
17. 1235	Kevin Anthony (103 games)	2010-14
18. 1227	Bill Trump (93 games)	1990-94
19. 1204	Matt Stackhouse (95 games)	2000-04
20. 1184	Eric Anthony (79 games)	2007-10
21. 1173	Ray Graff (87 games)	1976-80
22. 1155	Dick O'Donnell (77 games)	1963-67
23. 1147	Will Kelly (103 games)	2007-11
24. 1130	Tim Marose (84 games)	1989-93
25. 1126	Jay Cleveland (91 games)	1984-88
26. 1118	Rasheed Campbell (75 games)	1996-00
27. 1086	Mike Brown (90 games)	1975-79
28. 1070	Ihsaan Davis (97 games)	2009-13
29. 1016	Jack Sowers (74 games)	1947-51
30. 1014	John Boyd (78 games)	1957-61

Scoring average (minimum 40 games)

1. 24.8	Richard Henninger (88 games)	1970-74
2. 22.6	Vincent Leta (81 games)	1950-54
3. 19.0	Jonathan Pribble (104 games)	2002-06
4. 18.1	Thomas Wesner (79 games)	2000-03
5. 17.8	Andy Rutherford (76 games)	1995-98
6. 17.7	Ron Travis (80 games)	1962-67
7. 17.5	Hal Judis (81 games)	1959-63
8. 16.8	Terry Buchanan (42 games)	1966-68
9. 16.5	Ed Langer (96 games)	1982-86
10. 16.4	Bill Graff (42 games)	1949-51,54-55

Field goals made

1. 905	Richard Henninger (88 games)	1970-74
2. 708	Ed Langer (96 games)	1982-86
3. 688	Jonathan Pribble (104 games)	2002-06
4. 651	Vincent Leta (81 games)	1950-54
5. 601	Mark Molesky (90 games)	1975-79
6. 572	Ron Travis (80 games)	1962-67
7. 528	Bill Trump (93 games)	1990-94
8. 521	Kevin McFarland (99 games)	1994-98
9. 514	Andy Rutherford (76 games)	1995-98
10. 506	Hal Judis (81 games)	1959-63
11. 501	Chris Napier (103 games)	1998-02

Field goals attempted

1. 1845	Vincent Leta (81 games)	1950-54
2. 1731	Richard Henninger (88 games)	1970-74
3. 1517	Jonathan Pribble (104 games)	2002-06
4. 1495	Ed Langer (96 games)	1982-86
5. 1400	Mark Molesky (90 games)	1975-79
6. 1296	Chris Napier (103 games)	1998-02
7. 1193	Hal Judis (81 games)	1959-63
8. 1177	Albert Wilson (86 games)	1953-57
9. 1172	Ron Travis (80 games)	1962-67
10. 1170	Thomas Wesner (79 games)	2000-03
11. 1128	Geoff Boblick (95 games)	1994-98
12. 1123	Kevin McFarland (99 games)	1994-98
13. 1021	Kevin Morris (102 games)	2004-08

Field goal percentage (minimum 80 made)

1. .640	Jeremiah Edison (212-331)	2002-05
2. .626	David Ganisin (228-364)	1999-01
3. .623	Kevin Rutherford (241-387)	1995-99
4. .608	L.J. Huggler (282-464)	2000-04
5. .601	Rickey Varnell (134-223)	2006-08
6. .587	Matt Stackhouse (436-743)	2000-04
7. .585	Mike Griffin (110-188)	1995-98
8. .571	Andy Rutherford (514-900)	1995-98
9. .560	Greg Sye (480-857)	2005-09
10. .557	William Wingate (112-201)	2012-14
11. .554	Nate Dewing (297-536)	1992-96

3-point field goals made


1. 268	Thomas Wesner (79 games)	2000-03
2. 252	Jonathan Pribble (104 games)	2002-06
3. 232	Jeff Jones (88 games)	1985-89
4. 227	Kevin Morris (102 games)	2004-08
5. 193	Brian Lindsay (74 games)	1998-01
6. 183	Chris Napier (103 games)	1998-02
7. 176	Patrick Dougher (104 games)	2011-15
8. 174	Geoff Boblick (95 games)	1994-98
9. 173	Eric Anthony (79 games)	2007-10
10. 159	Jason Black (103 games)	1998-02
11. 157	Rasheed Campbell (75 games)	1996-00
	Ihsaan Davis (97 games)	2009-13
13. 134	Will Kelly (103 games)	2007-11
14. 118	T.J. Duckett (57 games)	2015-17

3-point field goals attempted

1. 710	Thomas Wesner (79 games)	2000-03
2. 645	Jonathan Pribble (104 games)	2002-06
3. 641	Kevin Morris (102 games)	2004-08
4. 571	Chris Napier (103 games)	1998-02
5. 545	Brian Lindsay (74 games)	1998-01
6. 532	Geoff Boblick (95 games)	1994-98
7. 490	Jason Black (103 games)	1998-02
8. 472	Jeff Jones (88 games)	1985-89
9. 467	Eric Anthony (79 games)	2007-10
10. 459	Patrick Dougher (104 games)	2011-15

3-point FG percentage (minimum 40 made)

1. .492	Jeff Jones (232-472)	1985-89
2. .428	David Johnson (59-138)	2015-17
3. .421	T.J. Duckett (118-280)	2015-17
4. .403	Brad Musser (60-149)	2002-06
5. .391	Jonathan Pribble (252-645)	2002-06
6. .385	Dave Harman (70-182)	1990-93
7. .383	Patrick Dougher (176-459)	2011-15
8. .382	Issak Bodon (55-144)	2014-15
9. .377	Thomas Wesner (268-710)	2000-03
10. .377	Rasheed Campbell (157-416)	1996-00



George Fortner grabbed a record 1,174 career rebounds from 1951-56.



Chris Napier is fifth in school history with 1,468 career points.

Free throws made

1.	532	Vincent Leta (81 games)	1950-54
2.	462	Albert Wilson (86 games)	1953-57
3.	409	Hal Judis (81 games)	1959-63
4.	389	Dick O'Donnell (77 games)	1963-67
5.	374	Richard Henninger (88 games)	1970-74
6.	346	Jonathan Pribble (104 games)	2002-06
7.	332	Matt Stackhouse (95 games)	2000-04
8.	318	Kevin Anthony (103 games)	2010-14
9.	303	Geoff Boblick (95 games)	1994-98
10.	298	L.J. Huggler (96 games)	2000-04
	298	Joseph Hawkins (80 games)	1952-56

Free throws attempted

1.	822	Vincent Leta (81 games)	1950-54
2.	683	Albert Wilson (86 games)	1953-57
3.	539	Hal Judis (81 games)	1959-63
	539	Dick O'Donnell (77 games)	1963-67
5.	514	Richard Henninger (88 games)	1970-74
6.	472	Jonathan Pribble (104 games)	2002-06
7.	463	Kevin Anthony (103 games)	2010-14
8.	457	Matt Stackhouse (95 games)	2000-04
9.	432	Andy Rutherford (76 games)	1995-98
10.	431	L.J. Huggler (96 games)	2000-04

Free throw percentage (minimum 80 made)

1.	.889	Eric Anthony (257-289)	2007-10
2.	.871	David Wilson (128-147)	2004-08
3.	.868	David Johnson (190-219)	2015-17
4.	.860	Jeff Jones (222-258)	1985-89
5.	.831	Wes Forshee (108-130)	1969-72
6.	.819	Kevin Morris (249-304)	2004-08
7.	.816	Thomas Wesner (222-272)	2000-03
8.	.813	T.J. Duckett (87-107)	2015-17
9.	.812	Mike Brown (242-298)	1975-79
10.	.801	Sebastian Sabella (117-146)	2007-11
11.	.798	Patrick Dougher (99-124)	2011-15
12.	.795	Ray Graff (241-303)	1976-80
13.	.795	Joseph Hawkins (298-375)	1952-56

Double-Doubles (since 1993-94)

1.	32	Matt Stackhouse	2000-04
2.	16	Greg Sye	2005-09
3.	15	Kevin Anthony	2010-14
4.	14	Jonathan Pribble	2002-05
	14	Kevin Rutherford	1995-99
6.	13	Will Kelly	2007-11
7.	12	Andy Rutherford	1995-98
8.	11	Jerald Williams	2009-13
	11	Tobias Gray	1995-98
10.	9	Mike Bradley	2008-12
	9	Rasheed Campbell	1996-00
	9	Nyk King	2013-17

20-point games

1.	44	Rich Henninger	1970-74
2.	40	Jonathan Pribble	2002-05
3.	34	Vince Leta	1950-54
4.	33	Tommy Wesner	2000-03
5.	28	Andy Rutherford	1995-98
6.	25	Chris Napier	1998-02
7.	23	Mark Molesky	1975-79
8.	22	Ron Travis	1962-67
9.	21	Ed Langer	1982-86
	21	Matt Stackhouse	2000-04

Rebounds

1.	1174	George Fortner (72 games)	1951-56
2.	1124	Ron Travis (80 games)	1962-67
3.	944	Albert Wilson (86 games)	1953-57
4.	933	Bill Conroy (92 games)	1974-78
5.	874	Vincent Leta (81 games)	1950-54
6.	756	Ray Graff (87 games)	1976-80
7.	753	Matt Stackhouse (300o-453d)	2000-04
8.	733	Dick O'Donnell (77 games)	1963-67
9.	681	Ronald Kitt (75 games)	1954-58
10.	631	Tom Doyle (79 games)	1981-85
11.	609	Jonathan Pribble (147o-462d)	2002-06
12.	596	Kevin Anthony (171o-425d)	2010-14
13.	594	Greg Sye (216o-378d)	2005-09
14.	583	Lou Miorelli (80 games)	1957-61
15.	569	Bill Trump (379o-190d)	1990-94
16.	564	Chris Napier (162o-402d)	1998-02
	564	Mike Bradley (188o-376d)	2008-12
18.	553	Bob Barnhill (78 games)	1963-67
	553	Will Kelly (149o-404d)	2007-11
20.	539	Kevin Rutherford (197o-342d)	1995-99
21.	522	Kevin McFarland (160o-362d)	1994-98
22.	519	Sam Brasington (72 games)	1964-68
23.	507	Nyk King (142o-365d)	2013-17
24.	501	Michael Rudy (149o-352d)	2010-14

Rebounding average (minimum 40 games)

1.	16.3	George Fortner (72 games)	1951-56
2.	14.1	Ron Travis (80 games)	1962-67
3.	11.0	Albert Wilson (86 games)	1953-57
4.	10.8	Vincent Leta (81 games)	1950-54
5.	10.1	Bill Conroy (92 games)	1974-78
6.	9.5	Dick O'Donnell (77 games)	1963-67
7.	9.1	Ronald Kitt (75 games)	1954-58
8.	8.9	Mark Henderson (55 games)	1965-69
9.	8.7	Ray Graff (87 games)	1976-80
10.	8.0	Tom Doyle (79 games)	1981-85



Matt Stackhouse holds the school record with 142 career blocked shots.

Geoff Boblick holds the school record with 181 career steals.

Assists

1. 828	Jerald Williams	2009-13
2. 432	Brad Musser	2002-06
3. 355	Shaun Morris	2002-05
4. 314	Coley Crouse	1994-98
5. 283	Jason Black	1998-02
6. 251	Thomas Wesner	2000-03
7. 236	Eric Anthony	2007-10
8. 230	Geoff Boblick	1994-98
9. 225	Andy Rutherford	1995-98
10. 221	Malcolm Covington	2013-15
11. 217	Tim Marose	1989-93
12. 213	Jonathan Pribble	2002-06
13. 211	Nyk King	2013-17
14. 208	Seth Burch	1985-89
15. 201	Jeff Jones	1985-89
16. 200	Rasheed Campbell	1996-97,98-00

Assists average (minimum 40 games)

1. 7.7	Jerald Williams (103 games)	2009-13
2. 4.7	Shaun Morris (75 games)	2002-05
3. 4.7	Malcolm Covington (47 games)	2013-15
4. 4.2	Brad Musser (104 games)	2002-06
5. 3.2	Thomas Wesner (79 games)	2000-03
6. 3.1	Coley Crouse (100 games)	1994-98
7. 3.0	Eric Anthony (79 games)	2007-10
8. 3.0	Seth Burch (70 games)	1985-89
9. 3.0	Andy Rutherford (76 games)	1995-98
10. 2.9	Randy Thear (55 games)	1990-93

10-Assist games

1. 31	Jerald Williams	2009-13
2. 3	Brad Musser	2002-06
3. 2	Shaun Morris	2002-05
4. 1	Anthony Watson	2005-09
1	Jonathan Pribble	2002-06
1	Malcolm Covington	2013-14

Blocked Shots

1. 158	Michael Rudy	2010-14
2. 142	Matt Stackhouse	2000-04
3. 112	Kevin Anthony	2010-14
4. 95	Andy Rutherford	1995-98
5. 77	Greg Sye	2005-09
6. 75	Bill Trump	1990-94
7. 74	Justin Miller	2010-14
8. 65	Jonathan Pribble	2002-06
9. 64	Mike Bradley	2008-12
10. 62	David Ganisin	1999-01
11. 61	Chris Napier	1998-02
12. 57	Anthony Martin	2011-13
13. 56	Chris Wallace	2014-17
14. 55	Kevin Rutherford	1995-99

Blocked shots average (minimum 40 games)

1. 1.5	Michael Rudy (103 games)	2010-14
2. 1.5	Matt Stackhouse (95 games)	2000-04
3. 1.3	Andy Rutherford (76 games)	1995-98
4. 1.2	David Ganisin (50 games)	1999-01
5. 1.1	Kevin Anthony (103 games)	2010-14
6. 1.1	Anthony Martin (53 games)	2011-13
7. 0.8	Justin Miller (90 games)	2010-14
8. 0.8	Bill Trump (93 games)	1990-94
9. 0.8	Greg Sye (99 games)	2005-09
10. 0.7	Chris Wallace (84 games)	2014-17

Steals


1. 334	Jerald Williams	2009-13
2. 181	Geoff Boblick	1994-98
3. 177	Andy Rutherford	1995-98
4. 142	Rasheed Campbell	1996-00
5. 139	Jason Black	1998-02
6. 135	Alex Newbold	2014-17
7. 134	Thomas Wesner	2000-03
8. 132	Greg Sye	2005-09
9. 121	James Oberlies	2006-10
10. 120	Chris Wallace	2014-17
11. 118	Kevin Anthony	2010-14
12. 116	Nyk King	2013-17
13. 115	Jonathan Pribble	2002-06
14. 114	Kevin McFarland	1994-98
114	Anthony Watson	2005-09
16. 108	Brad Musser	2002-06

Steals average (minimum 40 games)

1. 3.1	Jerald Williams (107 games)	2009-13
2. 2.3	Andy Rutherford (76 games)	1995-98
3. 1.9	Geoff Boblick (95 games)	1994-98
4. 1.9	Rasheed Campbell (75 games)	1996-00
5. 1.9	Alex Newbold (54 games)	2014-16
6. 1.6	Alex Newbold (83 games)	2014-17
7. 1.6	David Johnson (58 games)	2015-17
8. 1.4	Chris Wallace (84 games)	2014-17
9. 1.4	Keith Fetterolf (52 games)	1992-95
10. 1.3	Jason Black (103 games)	1998-02

Games played

1. 107	Jerald Williams	2009-13
2. 104	Patrick Dougher	2011-15
104	Jonathan Pribble	2002-06
104	Brad Musser	2002-06
5. 103	Chris Napier	1998-02
103	Michael Rudy	2010-14
103	Kevin Anthony	2010-14
103	Jason Black	1998-02
103	Will Kelly	2007-11
10. 102	James Oberlies	2006-10
102	Kevin Morris	2004-08



Bill Jula averaged 23.6 points per game in 1968-69.



Jeremiah Edison set the school record with a .659 field goal percentage in 2003-04.

Points

1. 617	Vincent Leta (20 games)	1953-54
2. 572	Richard Henninger (23 games)	1973-74
3. 568	Richard Henninger (23 games)	1972-73
4. 561	Jonathan Pribble (28 games)	2003-04
5. 560	Richard Henninger (21 games)	1971-72
6. 555	Vincent Leta (20 games)	1952-53
7. 528	Jonathan Pribble (25 games)	2004-05
8. 525	Jonathan Pribble (26 games)	2005-06
525	Andy Rutherford (27 games)	1995-96
10. 519	Thomas Wesner (26 games)	2002-03
11. 501	Jeff Jones (25 games)	1988-89
12. 490	Ed Langer (23 games)	1985-86
13. 489	Ed Langer (26 games)	1984-85
14. 487	Rasheed Campbell (25 games)	1999-00
15. 486	Thomas Wesner (28 games)	2001-02
16. 484	Richard Henninger (21 games)	1970-71
17. 480	Mel Allen (25 games)	1988-89
18. 464	Anthony Martin (27 games)	2012-13
19. 461	Andy Rutherford (24 games)	1997-98
20. 455	Mark Molesky (26 games)	1977-78
21. 450	Jay Cleveland (23 games)	1986-87
22. 448	Bill Jula (19 games)	1968-69
23. 447	Chris Napier (25 games)	2000-01
24. 446	Matt Stackhouse (26 games)	2002-03
25. 445	Kevin McFarland (27 games)	1995-96
26. 442	Ron Travis (21 games)	1965-66
27. 440	Will Kelly (28 games)	2009-10
28. 439	Sam Brasington (22 games)	1967-68
29. 432	Vincent Leta (22 games)	1951-52
432	Chris Napier (28 games)	2001-02
31. 431	Eric Anthony (28 games)	2009-10
32. 429	Albert Wilson (22 games)	1955-56
33. 425	Mark Molesky (22 games)	1978-79
34. 423	Thomas Wesner (25 games)	2000-01
35. 419	Jeff Jones (23 games)	1987-88
36. 418	Hal Judis (22 games)	1960-61
37. 414	David Johnson (29 games)	2016-17
38. 410	L.J. Huggler (29 games)	2003-04
39. 408	Geoff Boblick (26 games)	1995-96
408	Tim Marose (25 games)	1990-91
41. 403	Terry Buchanan (22 games)	1967-68

Scoring average (minimum 10 games)

1. 30.9	Vincent Leta (20 games)	1953-54
2. 27.8	Vincent Leta (20 games)	1952-53
3. 26.7	Richard Henninger (21 games)	1971-72
4. 24.9	Richard Henninger (23 games)	1973-74
5. 24.7	Richard Henninger (23 games)	1972-73
6. 23.6	Bill Jula (19 games)	1968-69
7. 23.0	Richard Henninger (21 games)	1970-71
8. 23.0	Ron Travis (11 games)	1966-67
9. 21.3	Ed Langer (23 games)	1985-86
10. 21.1	Jonathan Pribble (25 games)	2004-05
11. 21.0	Ron Travis (21 games)	1965-66
12. 20.2	Jonathan Pribble (26 games)	2005-06
13. 20.0	Jeff Jones (25 games)	1988-89
14. 20.0	Jonathan Pribble (28 games)	2003-04
15. 20.0	Thomas Wesner (26 games)	2002-03
16. 20.0	Sam Brasington (22 games)	1967-68

Field goals made

1. 243	Richard Henninger (23 games)	1972-73
2. 231	Richard Henninger (23 games)	1973-74
3. 227	Richard Henninger (21 games)	1971-72
4. 219	Ed Langer (26 games)	1984-85
5. 217	Vincent Leta (20 games)	1953-54
6. 212	Ed Langer (23 games)	1985-86
7. 204	Richard Henninger (21 games)	1970-71
204	Andy Rutherford (27 games)	1995-96
9. 202	Jonathan Pribble (28 games)	2003-04
10. 190	Ron Travis (21 games)	1965-66

Field goals attempted

1. 635	Vincent Leta (20 games)	1953-54
2. 511	Vincent Leta (20 games)	1952-53
3. 489	Vincent Leta (22 games)	1951-52
4. 487	Bill Jula (19 games)	1968-69
5. 463	Richard Henninger (23 games)	1972-73
6. 458	Jonathan Pribble (28 games)	2003-04
7. 448	Ed Langer (26 games)	1984-85
8. 443	Thomas Wesner (26 games)	2002-03
9. 438	Ed Langer (23 games)	1985-86
10. 436	Mark Molesky (26 games)	1977-78

Field goal percentage (minimum 50 made)

1. .659	Jeremiah Edison (87-132)	2003-04
2. .659	David Ganisin (112-170)	1999-00
3. .653	Kevin Rutherford (145-222)	1998-99
4. .634	Mike Griffin (59-93)	1995-96
5. .627	L.J. Huggler (99-158)	2002-03
6. .623	Rickey Varnell (66-106)	2007-08
7. .621	L.J. Huggler (144-232)	2003-04
8. .613	Bill Trump (157-256)	1992-93
9. .613	Andy Rutherford (204-333)	1995-96
10. .602	Matt Stackhouse (121-201)	2003-04



Jeff Jones led the NCAA with a .527 3-point field goal percentage in 1987-88.

John Oberlin hit 92.2 percent of 51 free throws in 1991-92.

3-point field goals made

1.	97	Jeff Jones (23 games)	1987-88
2.	95	Thomas Wesner (28 games)	2001-02
	95	Thomas Wesner (26 games)	2002-03
4.	86	Brian Lindsay (25 games)	1999-00
	86	Jonathan Pribble (28 games)	2003-04
6.	78	Thomas Wesner (25 games)	2000-01
	78	Jeff Jones (25 games)	1988-89
8.	74	Jonathan Pribble (26 games)	2005-06
9.	73	Brian Lindsay (25 games)	1998-99
10.	70	Kevin Morris (25 games)	2004-05
11.	65	Rasheed Campbell (25 games)	1999-00
	65	T.J. Duckett (28 games)	2015-16
13.	60	Eric Anthony (28 games)	2009-10
14.	59	Kevin Morris (25 games)	2006-07
15.	58	Jonathan Pribble (25 games)	2004-05
	58	Eric Anthony (27 games)	2007-08
17.	57	Jeff Jones (23 games)	1986-87
18.	56	Geoff Boblick (24 games)	1994-95
19.	55	Issak Bodon (25 games)	2014-15
	55	Eric Anthony (24 games)	2008-09
21.	54	Ihsaan Davis (25 games)	2010-11
	54	Kevin Morris (27 games)	2007-08
	54	Geoff Boblick (26 games)	1995-96
24.	53	T.J. Duckett (29 games)	2016-17
25.	52	Chris Napier (28 games)	2001-02
26.	51	Will Kelly (28 games)	2009-10
27.	50	Chris Napier (25 games)	2000-01
	50	Chris Foreman (27 games)	2012-13

3-point field goals attempted

1.	268	Thomas Wesner (28 games)	2001-02
2.	266	Thomas Wesner (26 games)	2002-03
3.	238	Brian Lindsay (25 games)	1999-00
4.	209	Jonathan Pribble (28 games)	2003-04
5.	192	Brian Lindsay (25 games)	1998-99
6.	189	Kevin Morris (25 games)	2004-05
7.	185	Jonathan Pribble (26 games)	2005-06
8.	184	Jeff Jones (23 games)	1987-88
9.	180	Geoff Boblick (24 games)	1994-95
10.	176	Thomas Wesner (25 games)	2000-01

3-point FG percentage (minimum 20 made)

1.	.527	Jeff Jones (97-184)	1987-88
2.	.484	David Johnson (45-93)	2016-17
3.	.481	Jeff Jones (78-162)	1988-89
4.	.452	Jeff Jones (57-126)	1986-87
5.	.448	T.J. Duckett (65-145)	2015-16
6.	.443	Thomas Wesner (78-176)	2000-01
7.	.434	Brandon Wilkinson (23-53)	2008-09
8.	.433	David Wilson (42-97)	2007-08
9.	.419	Ihsaan Davis (54-129)	2010-11
10.	.418	Chad Bailey (23-55)	1991-92
11.	.415	Lenny Weisbrod (22-53)	1995-96
12.	.411	Jonathan Pribble (86-209)	2003-04
13.	.411	Michael Rudy (37-90)	2013-14
14.	.410	Patrick Dougher (43-105)	2012-13
15.	.408	Dave Harman (40-98)	1992-93
16.	.407	Patrick Dougher (44-108)	2013-14
17.	.402	Rasheed Campbell (43-107)	1996-97
18.	.400	Ihsaan Davis (44-110)	2009-10
	.400	Dave Harman (22-55)	1991-92
	.400	Jonathan Pribble (74-185)	2005-06
21.	.396	Rasheed Campbell (65-164)	1999-00

Free throws made

1.	185	Vincent Leta (20 games)	1952-53
2.	183	Vincent Leta (20 games)	1953-54
3.	167	Albert Wilson (22 games)	1955-56
4.	133	L.J. Huggler (26 games)	2002-03
5.	132	Joseph Hawkins (19 games)	1955-56
6.	129	Albert Wilson (22 games)	1954-55
	129	Sam Brasington (22 games)	1967-68
8.	124	Dick O'Donnell (20 games)	1966-67
9.	123	Jeff Jones (25 games)	1988-89
10.	122	Matt Stackhouse (26 games)	2002-03
	122	L.J. Huggler (29 games)	2003-04

Free throws attempted

1.	268	Vincent Leta (20 games)	1953-54
2.	245	Vincent Leta (20 games)	1952-53
3.	244	Albert Wilson (22 games)	1955-56
4.	197	Vincent Leta (22 games)	1951-52
5.	193	Albert Wilson (22 games)	1954-55
6.	186	Sam Brasington (22 games)	1967-68
	186	Kevin Rutherford (25 games)	1998-99
8.	183	L.J. Huggler (26 games)	2002-03
9.	181	L.J. Huggler (29 games)	2003-04
10.	165	Matt Stackhouse (26 games)	2002-03

Free throw percentage (minimum 40 made)

1.	.922	John Oberlin (47-51)	1991-92
2.	.919	David Wilson (57-62)	2006-07
3.	.906	David Johnson (77-85)	2016-17
4.	.902	Eric Anthony (111-123)	2009-10
5.	.894	Wes Forshee (42-47)	1971-72
6.	.891	Eric Anthony (82-92)	2007-08
7.	.885	Jeff Jones (123-139)	1988-89
8.	.878	Ray Graff (86-98)	1979-80
9.	.873	Thomas Wesner (69-79)	2000-01
10.	.865	Eric Anthony (64-74)	2008-09



Jerald Williams holds school single-season records in assists and steals.

Double-Doubles (since 1993-94)

1.	16	Matt Stackhouse	2002-03
2.	14	Kevin Rutherford	1998-99
3.	9	Matt Stackhouse	2001-02
9.	9	Andy Rutherford	1995-96
5.	8	Rasheed Campbell	1999-00
6.	7	Michael Rudy	2013-14
7.	7	Jerald Williams	2012-13
7.	7	Matt Stackhouse	2003-04
9.	6	Kevin Anthony	2012-13
6.	6	Will Kelly	2010-11
6.	6	Will Kelly	2009-10
6.	6	Greg Sye	2005-06
13.	5	Kevin Anthony	2013-14
5.	5	Tobias Gray	1997-98
5.	5	Kevin McFarland	1994-95

20-point games

1.	14	Tommy Wesner	2002-03
14.	14	Rasheed Campbell	1999-00
14.	14	Rich Henninger	1973-74
14.	14	Rich Henninger	1971-72
5.	13	Jonathan Pribble	2005-06
13.	13	Jonathan Pribble	2004-05
13.	13	Andy Rutherford	1995-96
13.	13	Vince Leta	1952-53
9.	12	Anthony Martin	2012-13
12.	12	Tommy Wesner	2001-02
12.	12	Chris Napier	2000-01
12.	12	Andy Rutherford	1997-98
13.	11	Ed Langer	1984-85
11.	11	Mark Molesky	1977-78
11.	11	Terry Buchanan	1967-68
11.	11	Ron Travis	1965-66
11.	11	Vince Leta	1953-54
18.	10	Mel Allen	1988-89
10.	10	Bill Jula	1968-69

Rebounds

1.	401	George Fortner (21 games)	1954-55
2.	346	Vincent Leta (20 games)	1952-53
	346	Vincent Leta (20 games)	1953-54
4.	340	George Fortner (22 games)	1951-52
5.	338	George Fortner (20 games)	1952-53
6.	334	Ron Travis (21 games)	1965-66
7.	314	Albert Wilson (23 games)	1956-57
8.	295	Ron Travis (19 games)	1964-65
9.	294	Kevin Rutherford (104o-190d)	1998-99
10.	276	Ronald Kitt (22 games)	1955-56
	276	Bill Conroy (25 games)	1975-76
12.	275	Ray Graff (25 games)	1979-80
13.	274	Albert Wilson (22 games)	1954-55
14.	273	Bill Conroy (26 games)	1977-78
15.	271	Matt Stackhouse (102o-169d)	2002-03

Rebounding average (minimum 10 games)

1.	19.1	George Fortner (21 games)	1954-55
2.	17.3	Vincent Leta (20 games)	1952-53
	17.3	Vincent Leta (20 games)	1953-54
4.	16.9	George Fortner (20 games)	1952-53
5.	15.9	Ron Travis (21 games)	1965-66
6.	15.5	Ron Travis (11 games)	1966-67
7.	15.5	Ron Travis (19 games)	1964-65
8.	15.5	George Fortner (22 games)	1951-52
9.	13.7	Albert Wilson (23 games)	1956-57
10.	12.5	Ronald Kitt (22 games)	1955-56
11.	12.5	Albert Wilson (22 games)	1954-55

Assists

1.	268	Jerald Williams	2012-13
2.	227	Jerald Williams	2011-12
3.	182	Jerald Williams	2010-11
4.	154	Shaun Morris	2003-04
5.	151	Brad Musser	2005-06
	151	Jerald Williams	2009-10
7.	124	Jeremiah Edison	2004-05
	124	Brad Musser	2004-05
9.	115	Seth Burch	1988-89
10.	114	Brad Musser	2003-04
11.	111	Malcolm Covington	2013-14
12.	110	Malcolm Covington	2014-15
13.	106	Coley Crouse	1995-96
14.	103	Shaun Morris	2004-05

Assists average (minimum 10 games)

1.	9.9	Jerald Williams (27 games)	2012-13
2.	8.4	Jerald Williams (27 games)	2011-12
3.	7.3	Jerald Williams (25 games)	2010-11
4.	6.0	Brad Musser (25 games)	2005-06
5.	5.5	Shaun Morris (28 games)	2003-04
6.	5.4	Jerald Williams (28 games)	2009-10
7.	5.2	Brad Musser (24 games)	2004-05
8.	5.0	Malcolm Covington (22 games)	2013-14
9.	5.0	Jeremiah Edison (25 games)	2004-05
10.	4.9	Shaun Morris (21 games)	2004-05

10-assist games

1.	16	Jerald Williams	2012-13
2.	8	Jerald Williams	2011-12
3.	4	Jerald Williams	2010-11
4.	3	Jerald Williams	2009-10
5.	2	Brad Musser	2005-06
6.	1	Malcolm Covington	2013-14
	1	Anthony Watson	2008-09
	1	Jonathan Pribble	2002-03
	1	Shaun Morris	2002-03
	1	Shaun Morris	2003-04
	1	Brad Musser	2004-05



Brad Musser is one of three players to appear in a record 29 games in 2003-04.

Blocked shots

1. 61	Michael Rudy	2012-13
2. 56	Michael Rudy	2013-14
3. 55	Matt Stackhouse	2002-03
4. 49	Matt Stackhouse	2001-02
5. 48	Andy Rutherford	1995-96
6. 47	David Ganisin	2000-01
7. 46	Bill Trump	1993-94
8. 39	Kevin Anthony	2011-12
9. 37	Kevin Rutherford	1998-99
37	Matt Stackhouse	2003-04
37	Anthony Martin	2012-13

Blocked shots average (minimum 10 games)

1. 2.3	Michael Rudy (24 games)	2013-14
2. 2.3	Michael Rudy (27 games)	2012-13
3. 2.1	Matt Stackhouse (26 games)	2002-03
4. 2.0	Bill Trump (23 games)	1993-94
5. 1.9	Matt Stackhouse (19 games)	2003-04
6. 1.9	David Ganisin (25 games)	2000-01
7. 1.8	Dave Pearson (18 games)	2004-05
1.8	Andy Rutherford (27 games)	1995-96
9. 1.8	Matt Stackhouse (28 games)	2001-02
10. 1.5	Kevin Rutherford (25 games)	1998-99

Steals

1. 92	Jerald Williams	2012-13
2. 84	Jerald Williams	2009-10
3. 83	Jerald Williams	2011-12
4. 75	Jerald Williams	2010-11
5. 71	Rasheed Campbell	1998-99
6. 64	Andy Rutherford	1997-98
7. 62	Andy Rutherford	1996-97
8. 56	Alex Newbold	2014-15
9. 54	Chris Wallace	2016-17
10. 53	James Oberlies	2009-10
11. 51	Andy Rutherford	1995-96
51	Anthony Watson	2008-09
51	Johnathan Williams	2009-10
51	Anthony Watson	2006-07

Steals average (minimum 10 games)

1. 3.4	Jerald Williams (27 games)	2012-13
2. 3.1	Jerald Williams (27 games)	2011-12
3. 3.0	Jerald Williams (25 games)	2010-11
3.0	Jerald Williams (28 games)	2009-10
5. 2.8	Rasheed Campbell (25 games)	1998-99
6. 2.7	Andy Rutherford (24 games)	1997-98
7. 2.5	Andy Rutherford (25 games)	1996-97
8. 2.2	Geoff Boblick (22 games)	1997-98
9. 2.2	Alex Newbold (26 games)	2014-15
10. 2.1	Anthony Watson (24 games)	2008-09
11. 2.0	Anthony Watson (25 games)	2006-07
12. 2.0	Keith Fetterolf (23 games)	1993-94

Games played

1. 29	Chris Wallace	2016-17
29	Damani Myers	2016-17
29	Chris Wallace	2015-16
29	Calvin Chandler	2016-17
29	David Johnson	2015-16
29	Alex Newbold	2016-17
29	John Monkam	2015-16
29	Willie Kee	2016-17
29	David Johnson	2016-17
29	T.J. Duckett	2016-17
29	Jeremiah Edison	2003-04
29	Brad Musser	2003-04
29	Calvin Chandler	2015-16
29	Trent Bishop	2016-17
29	Nyk King	2016-17
29	L.J. Huggler	2003-04

Games started

1. 29	David Johnson	2016-17
29	L.J. Huggler	2003-04
29	Nyk King	2016-17
29	Chris Wallace	2016-17
29	Alex Newbold	2016-17
29	Brad Musser	2003-04
7. 28	Thomas Wesner	2001-02
28	Jonathan Pribble	2003-04
28	James Oberlies	2009-10
28	Eric Anthony	2009-10
28	Chris Napier	2001-02
28	Will Kelly	2009-10
28	Nick Tagliaferri	2001-02
28	Jason Black	2001-02



Team Season Records



The 1995-96 Warriors set a school-record by posting 2,330 points in 27 games.

Assists average

1.	18.2 (27 games)	2011-12
	18.2 (27 games)	2012-13
3.	16.9 (25 games)	2010-11
4.	16.7 (25 games)	1988-89
5.	16.4 (29 games)	2003-04
6.	16.4 (24 games)	1997-98
7.	16.3 (26 games)	2002-03
8.	16.2 (24 games)	2013-14
9.	16.2 (25 games)	2004-05
10.	15.7 (29 games)	2016-17

Points

1.	2373 (29 games)	2016-17
2.	2330 (27 games)	1995-96
3.	2272 (28 games)	2009-10
4.	2261 (27 games)	2012-13
5.	2211 (29 games)	2015-16
6.	2160 (29 games)	2003-04
7.	2151 (28 games)	2001-02
8.	2112 (26 games)	2002-03
9.	2096 (27 games)	2011-12
10.	2035 (24 games)	1997-98

Field goal pct.

1.	.494 (695-1408)	1984-85
2.	.486 (632-1301)	1985-86
3.	.483 (643-1331)	1988-89
4.	.480 (759-1580)	2003-04
5.	.480 (738-1538)	2002-03
6.	.480 (839-1749)	1995-96
7.	.475 (763-1605)	1971-72
8.	.468 (631-1347)	1987-88
9.	.466 (618-1326)	1964-65
10.	.465 (642-1381)	1991-92

Free throw attempts

1.	788 (28 games)	2009-10
2.	774 (20 games)	1952-53
3.	755 (29 games)	2015-16
4.	742 (22 games)	1955-56
5.	703 (20 games)	1953-54
	703 (29 games)	2016-17
7.	702 (22 games)	1954-55
8.	699 (26 games)	2014-15
	699 (29 games)	2003-04
10.	694 (28 games)	2001-02

Blocked shots

1.	163	2012-13
2.	157	2011-12
3.	133	2013-14
4.	107	2010-11
5.	100	2001-02
	100	2002-03
7.	94	2003-04
	94	2009-10
9.	89	1993-94
10.	88	2005-06

Scoring average

1.	96.8 (20 games)	1966-67
2.	93.4 (19 games)	1968-69
3.	88.7 (22 games)	1967-68
	88.7 (22 games)	1971-72
5.	87.5 (21 games)	1965-66
6.	86.3 (27 games)	1995-96
7.	86.1 (20 games)	1952-53
8.	84.9 (19 games)	1964-65
9.	84.8 (24 games)	1997-98
10.	83.7 (27 games)	2012-13

3-pointers made

1.	248 (25 games)	1999-00
2.	234 (25 games)	1998-99
3.	223 (25 games)	2000-01
4.	222 (28 games)	2001-02
5.	199 (27 games)	2007-08
6.	192 (28 games)	2009-10
7.	189 (25 games)	2004-05
8.	181 (26 games)	2005-06
9.	180 (27 games)	1995-96
10.	177 (26 games)	2002-03

Free throw pct.

1.	.772 (318-412)	1979-80
2.	.766 (308-402)	1976-77
3.	.759 (490-646)	1988-89
4.	.745 (360-483)	1977-78
5.	.737 (397-539)	2007-08
6.	.734 (398-542)	2000-01
7.	.728 (326-448)	2008-09
8.	.724 (322-445)	1987-88
9.	.720 (257-357)	1986-87
10.	.720 (367-510)	2005-06

Blocked shots average

1.	6.0 (27 games)	2012-13
2.	5.8 (27 games)	2011-12
3.	5.5 (24 games)	2013-14
4.	4.3 (25 games)	2010-11
5.	3.9 (23 games)	1993-94
6.	3.8 (26 games)	2002-03
7.	3.6 (28 games)	2001-02
8.	3.4 (25 games)	2004-05
9.	3.4 (26 games)	2005-06
10.	3.4 (28 games)	2009-10

Scoring defense

1.	57.4 (26 games)	1984-85
2.	62.1 (25 games)	1983-84
3.	62.2 (23 games)	1985-86
4.	62.7 (24 games)	2008-09
5.	62.7 (22 games)	1951-52
6.	63.4 (22 games)	1981-82
7.	63.6 (23 games)	1980-81
8.	64.6 (23 games)	1982-83
9.	64.8 (25 games)	2006-07
10.	66.3 (27 games)	2007-08

3-point attempts

1.	701 (25 games)	1998-99
2.	700 (25 games)	1999-00
3.	676 (28 games)	2001-02
4.	616 (25 games)	2000-01
5.	573 (27 games)	2007-08
6.	549 (24 games)	1997-98
7.	548 (25 games)	2004-05
8.	543 (26 games)	2005-06
9.	537 (28 games)	2009-10
10.	529 (27 games)	1995-96

Rebounds

1.	1199 (376o-823d)	2003-04
2.	1193 (380o-813d)	2001-02
3.	1181 (426o-755d)	2009-10
4.	1173 (382o-791d)	2015-16
5.	1166 (384o-782d)	2016-17
6.	1133 (22 games)	1954-55
7.	1131 (365o-766d)	2012-13
8.	1102 (365o-737d)	1995-96
9.	1076 (343o-733d)	2002-03
	1076 (21 games)	1965-66

Steals

1.	355	2009-10
2.	290	2016-17
3.	281	1996-97
4.	272	2012-13
5.	270	2015-16
	270	2011-12
7.	265	1997-98
8.	264	2014-15
9.	259	2010-11
10.	238	1995-96

Field goals made

1.	861 (29 games)	2016-17
2.	839 (27 games)	1995-96
3.	819 (27 games)	2012-13
4.	789 (25 games)	1975-76
	789 (29 games)	2015-16
6.	779 (27 games)	2011-12
7.	777 (28 games)	2009-10
8.	763 (22 games)	1971-72
9.	759 (29 games)	2003-04
10.	758 (24 games)	1997-98

3-point FG pct.

1.	.466 (109-234)	1988-89
2.	.442 (119-269)	1987-88
3.	.385 (131-340)	2013-14
4.	.382 (79-207)	1986-87
5.	.375 (141-376)	2014-15
6.	.362 (176-486)	2016-17
7.	.362 (223-616)	2000-01
8.	.358 (192-537)	2009-10
9.	.357 (172-482)	2003-04
10.	.355 (150-423)	2015-16

Rebounding average

1.	53.0 (20 games)	1952-53
2.	52.2 (20 games)	1966-67
3.	51.5 (22 games)	1954-55
4.	51.2 (21 games)	1965-66
5.	46.3 (19 games)	1957-58
6.	46.0 (22 games)	1960-61
7.	44.7 (19 games)	1964-65
8.	44.6 (19 games)	1968-69
9.	43.5 (21 games)	1958-59
10.	42.8 (25 games)	2010-11

Steals average

1.	12.7 (28 games)	2009-10
2.	11.2 (25 games)	1996-97
3.	11.0 (24 games)	1997-98
4.	10.4 (25 games)	2010-11
5.	10.2 (26 games)	2014-15
6.	10.1 (27 games)	2012-13
7.	10.0 (27 games)	2011-12
	10.0 (29 games)	2016-17
9.	9.8 (24 games)	2008-09
10.	9.3 (29 games)	2015-16

Field goals attempted

1.	1871 (29 games)	2016-17
2.	1855 (29 games)	2015-16
3.	1828 (28 games)	2009-10
4.	1815 (27 games)	2012-13
5.	1788 (19 games)	1968-69
6.	1758 (21 games)	1965-66
7.	1749 (27 games)	1995-96
8.	1746 (25 games)	1975-76
9.	1730 (27 games)	2011-12
10.	1700 (23 games)	1973-74

Free throws made

1.	526 (28 games)	2009-10
2.	511 (22 games)	1955-56
3.	499 (28 games)	2001-02
4.	491 (20 games)	1952-53
5.	490 (25 games)	1988-89
6.	489 (22 games)	1954-55
7.	483 (29 games)	2015-16
8.	475 (29 games)	2016-17
9.	472 (27 games)	1995-96
10.	470 (29 games)	2003-04

Assists

1.	492	2012-13
	492	2011-12
3.	476	2003-04
4.	454	2016-17
5.	434	2009-10
6.	425	2002-03
7.	423	2010-11
8.	418	1988-89
9.	408	1995-96
10.	404	2004-05

Winning streak

1.	12	11/15/11-1/3/12
2.	11	2/1/67-12/8/67
3.	10	11/19-12/19/94
	10	11/20/12-1/5/13
5.	9	3/3/50-1/19/51
	9	12/20/09-1/26/10
	9	11/27/16-12/30/16
7.	8	1/26/80-2/13/80
8		12/3/84-1/19/85
8		2/1/17-3/3/17



Jonathan Pribble posted two 40-point games in his career, notching 41 against Marymount on Jan. 8, 2004.



Bill Conroy pulled down a school-record 25 rebounds against Wilkes on Dec. 14, 1976.

Most points

1.	46	Vince Leta	at Bloomsburg	2/4/1952
2.	45	Vince Leta	at Susquehanna	2/1/1954
3.	44	Bill Jula	Upsala	2/15/1969
	44	Hal Judis	Scranton	2/22/1963
	44	Vince Leta	Wilkes	2/19/1954
6.	43	Ed Langer	Lock Haven	1/3/1986
7.	42	Bobby Heintz	West Chester	2/27/1960
8.	41	Bud Frampton	Susquehanna	2/20/1965
	41	Fred Martin	Dickinson	2/8/1969
	41	Jonathan Pribble	Marymount	1/8/2004
11.	40	Jonathan Pribble	Wilkes	2/1/2006
	40	Thomas Wesner	at Wilkes	1/30/2002
	40	Vince Leta	Moravian	12/11/1953
	40	Rich Henninger	Susquehanna	1/12/1974

Field goals made

1.	19	Ed Langer	Lock Haven	1/3/1986
2.	18	Bud Frampton	Susquehanna	2/20/1965
3.	17	Bud Frampton	Susquehanna	2/19/1966
	17	Bud Frampton	Wilkes	2/9/1966
	17	Hal Judis	Scranton	2/22/1963
	17	Vince Leta	at Bloomsburg	2/4/1952
7.	16	Bud Frampton	Scranton	1/31/1965
8.	15	Jack Boyd	Susquehanna	2/12/1958
	15	Jonathan Pribble	Marymount	1/8/2004
	15	Richard Henninger	Susquehanna	1/12/1974

3-point field goals made

1.	11	Tommy Wesner	Lincoln	11/23/2002
2.	10	John Oberlin	Wilkes	11/21/1989
3.	9	Jeff Jones	Wilkes	2/6/1998
	9	Tommy Wesner	Elizabethtown	1/7/2001
5.	8	Four times, Most Recent:		
	8	Jonathan Pribble	at Wilkes	2/1/2006

Free throws made

1.	19	Joseph Hawkins	Juniata	1/21/1956
2.	17	Clifford Smith	Mansfield	12/11/1957
	17	L.J. Huggler	Drew	1/15/2003
	17	Ray Graff	York (Pa.)	2/11/1980
	17	Richard Henninger	Quinnipiac	12/12/1970

Free throws attempted

1.	22	Joseph Hawkins	Juniata	1/21/1956
	22	L.J. Huggler	Drew	1/15/2003
3.	21	Kevin Anthony	John Jay	11/16/13
	21	Vincent Leta	Bloomsburg	2/28/1953
5.	Three times, Most Recent:			
	19	Jonathan Pribble	Elizabethtown	11/23/2004

Most rebounds

1.	25	Bill Conroy	Wilkes	12/14/1976
	25	Ronald Kitt	Susquehanna	12/12/1955
3.	24	Kevin Rutherford	Delaware Valley	1/30/1999
4.	23	Lou Miorelli	Juniata	2/18/1961
5.	21	Matt Stackhouse	at Wilkes	12/4/02

Most assists

1.	21	Jerald Williams	at Mount Aloysius	12/17/2011
2.	19	Jerald Williams	Lebanon Valley	1/9/2013
3.	17	Jerald Williams	Delaware Valley	1/4/2011
	17	Jerald Williams	at Wilkes	11/25/2012
5.	Six times, Most Recent:			
	14	Jerald Williams	John Jay	12/30/2012

Most steals

1.	10	Geoff Boblick	Juniata	12/6/1994
2.	8	Jerald Williams	Messiah	2/15/2011
3.	Nine times, Most Recent:			
	7	Chris Wallace	Lebanon Valley	2/22/2017

Most blocked shots

1.	7	Michael Rudy	Penn College	11/15/2013
2.	6	Dave Pearson	Drew	1/29/2005
	6	Matt Stackhouse	at King's (Pa.)	1/22/2003
	6	Matt Stackhouse	at King's (Pa.)	2/9/2002
	6	Michael Rudy	John Jay	12/30/2012
	6	Michael Rudy	at Albright	2/20/2013
	6	Mike Bradley	Elizabethtown	1/25/2012

Triple-doubles

Jerald Williams	Widener	1/26/2013
-----------------	---------	-----------

(11 points, 11 rebounds, 11 assists)



The 1950-51 Warriors set a school record for winning percentage with a 16-3 record.



Bob Smith 1946-56 • 98-67

An economics and history professor from Lock Haven State Teachers College, Bob Smith spent a decade as the coach of the school's basketball program...

to Lycoming College and became a four-year institution, Smith led the team to a 12-5 record. In the next season, Smith guided the team through its first varsity year playing only four-year colleges...

1948-49

Head Coach: Bob Smith

Overall: 2-17

Conference: 0-0

Home: 1-8

Away: 1-9

Table of game results for 1948-49 season, listing dates, opponents, and scores.

1949-50

Head Coach: Bob Smith

Overall: 11-9

Home: 8-4

Away: 3-5

Table of game results for 1949-50 season, listing dates, opponents, and scores.

Table of game results for 1949-50 season, listing dates, opponents, and scores.

1950-51

Head Coach: Bob Smith

Overall: 16-3

Home: 9-0

Away: 7-3

Table of game results for 1950-51 season, listing dates, opponents, and scores.

1951-52

Head Coach: Bob Smith

Overall: 16-6

Home: 10-2

Away: 6-4

Table of game results for 1951-52 season, listing dates, opponents, and scores.



The 1952-53 Warriors were the third straight team to win 16 games in the Hilltop Gym.

1/19/1952	LOCK HAVEN	L	57-94
1/26/1952	YESHIVA	W	76-63
2/2/1952	LOCK HAVEN	W	73-67
2/5/1952	KING'S (PA)	L	75-84
2/9/1952	at Harpur	W	77-46
2/11/1952	at Susquehanna	W	70-62
2/13/1952	at Wilkes	W	74-62
2/16/1952	RIO GRANDE	W	74-59
2/19/1952	at King's (Pa)	W	85-77
2/23/1952	at Elizabethtown	L	54-67
2/26/1952	MANSFIELD	W	68-58
2/29/1952	HARPUR	W	82-61
3/1/1952	at Juniata	W	83-70
3/3/1952	ELIZABETHTOWN	W	49-43

1952-53

Head Coach: Bob Smith

Overall: 16-4

Home: 10-0

Away: 6-4

12/3/1952	LOCK HAVEN	W	78-73
12/6/1952	WILKES	W	93-91
12/10/1952	at Mansfield	W	76-66
12/13/1952	at Elizabethtown	L	57-63
12/17/1952	at Juniata	W	74-70
1/7/1953	JUNIATA	W	97-74
1/10/1953	SUSQUEHANNA	W	110-60
1/14/1953	at Lock Haven	L	63-69
1/17/1953	HARPUR	W	112-49
1/21/1953	at Moravian	W	65-62
1/31/1952	ELIZABETHTOWN	W	91-77
2/2/1953	BLOOMFIELD	W	85-64
2/4/1953	at Bloomsburg	L	84-93
2/7/1953	at Wilkes	W	77-70
2/9/1953	at Susquehanna	W	91-63
2/14/1953	MANSFIELD	W	95-64
2/17/1952	at Binghamton Tech	L	82-83
2/18/1953	at SUNY Oneonta	W	86-53
2/28/1953	BLOOMSBURG	W	103-67
3/4/1953	YESHIVA	W	102-55

1953-54

Head Coach: Bob Smith

Overall: 13-8

Home: 9-1

Away: 4-7

12/9/1953	MANSFIELD	W	82-41
12/11/1953	MORAVIAN	W	72-62
12/15/1953	at Elizabethtown	L	65-67
1/6/1954	at King's (Pa)	L	74-80
1/9/1954	BROOME TECH	W	96-60
1/13/1954	at Mansfield	W	73-69
1/15/1954	at Harpur	W	83-44
1/18/1954	KING'S (PA)	W	83-79
1/23/1954	at Lock Haven	L	70-75
1/30/1954	at Wilkes	L	71-95
2/1/1954	at Susquehanna	W	100-48

2/3/1954	JUNIATA	L	69-74
2/4/1954	at Fairleigh Dickinson	L	49-96
2/6/1954	at Yeshiva	L	62-86
2/10/1954	BLOOMSBURG	W	84-67
2/13/1954	SUSQUEHANNA	W	98-39
2/17/1954	LOCK HAVEN	W	88-61
2/19/1954	WILKES	W	92-81
2/20/1954	ELIZABETHTOWN	W	68-65
2/24/1954	at Bloomsburg	W	69-67
2/27/1954	at Juniata	L	78-94

1954-55

Head Coach: Bob Smith

Overall: 12-10

Home: 7-3

Away: 5-7

12/3/1954	at Saint Vincent	W	67-58
12/4/1954	at Westminster (Pa)	L	78-101
12/8/1954	LEBANON VALLEY	L	83-90
12/10/1954	at Mansfield	W	73-71
12/15/1954	WILKES	W	86-72
1/8/1955	LINCOLN (PA)	W	74-65
1/12/1955	MANSFIELD	W	85-71
1/15/1955	SUSQUEHANNA	W	110-75
1/18/1955	at Lock Haven	W	75-63
1/22/1955	at Juniata	L	67-82
1/29/1955	at Wilkes	L	66-80
2/1/1955	at Susquehanna	W	92-62
2/3/1955	JUNIATA	L	62-63
2/5/1955	LOCK HAVEN	W	82-76
2/8/1955	at Bloomsburg	L	73-90
2/11/1955	SAINT VINCENT	W	91-62
2/17/1955	at Washington (Md)	W	75-59
2/18/1955	at Wagner	L	69-88
2/19/1955	at Moravian	L	71-82
2/23/1955	ELIZABETHTOWN	W	81-76
2/26/1955	BLOOMSBURG	L	72-77
3/5/1955	at Elizabethtown	L	63-103

1955-56

Head Coach: Bob Smith

Overall: 12-10

Home: 10-3

Away: 2-7

12/3/1955	WASHINGTON & JEFFERSON	W	76-61
12/5/1955	at Mansfield	W	74-65
12/9/1955	WASHINGTON (MD)	W	85-61
12/12/1955	at Susquehanna	W	62-57
12/15/1955	at Lebanon Valley	L	62-88
1/7/1956	SUSQUEHANNA	W	84-69
1/11/1956	MANSFIELD	W	86-73
1/14/1956	at Wilkes	L	79-91
1/18/1956	MORAVIAN	W	100-94
1/20/1956	ELIZABETHTOWN	L	72-75
1/21/1956	at Juniata	L	85-98
1/28/1956	at Elizabethtown	L	57-96
2/4/1956	BLOOMSBURG	L	81-89



Game-by-Game Results

Albert Wilson was one of the top scorers (1,366) and rebounders (944) in school history during his career from 1953-57.



2/8/1956	LINCOLN (PA)	W	69-55
2/15/1956	at Lock Haven	L	62-78
2/17/1956	ROBERTS WESLEYAN	W	69-54
2/18/1956	WILKES	W	82-77
2/22/1956	at Scranton	L	62-79
2/23/1956	LOCK HAVEN	W	81-66
2/25/1966	JUNIATA	L	83-97
2/29/1956	at Bloomsburg	L	62-89
3/3/1956	WEST CHESTER	W	104-88



George Lawther
1956-59 • 15-48

George Lawther served as the school's soccer, basketball and men's tennis coach as well as working as an assistant professor of education from 1956-59. He came to the College in 1955 as an assistant basketball coach before being elevated to head coach the next year. A 1950 Penn State graduate where he played basket-

ball, soccer and tennis, he served a four-year hitch in the Air Force before coming to Lycoming. He resigned in the spring of 1959 in order to take a graduate assistantship at the University of Maryland, going on to earn his doctorate in physical education. Later in his career, he taught at Lock Haven University, Lehman College, King's College (N.Y.), CUNY Lehman Hiroshima and SUNY Brockport. His father, John, was the head basketball coach at Penn State from 1937-49.

1956-57

Head Coach: George Lawther

Overall: 8-15

Home: 7-5

Away: 1-10

12/5/1956	LOCK HAVEN	W	75-55
12/8/1956	RIDER	W	80-75
12/10/1956	at Mansfield	L	53-63
12/12/1956	WASHINGTON (MD)	W	80-73
12/15/1956	at Roberts Wesleyan	L	57-63
1/5/1957	SCRANTON	W	73-67
1/8/1957	ELIZABETHTOWN	L	82-94
1/12/1957	WILKES	W	84-77
1/15/1957	SUSQUEHANNA	L	65-69
1/19/1957	at Juniata	L	58-64
1/30/1957	DICKINSON	W	87-70
2/2/1957	at Bloomsburg	L	88-90
2/4/1957	MANSFIELD	L	63-66
2/6/1957	at Susquehanna	L	57-64

2/9/1957	BLOOMSBURG	L	64-68
2/11/1957	at Lock Haven	W	56-48
2/13/1957	LINCOLN (PA)	W	88-79
2/16/1957	at Washington & Jefferson	L	58-62
2/20/1957	at Wilkes	L	53-74
2/23/1957	JUNIATA	L	72-84
2/27/1957	at Dickinson	L	57-63
3/1/1957	at Elizabethtown	L	70-80
3/2/1957	at West Chester	L	42-77

1957-58

Head Coach: George Lawther

Overall: 3-16

Conference: 1-10

Home: 2-6

Away: 1-10

* 12/4/1957	WILKES	L	59-74
12/7/1957	at Lock Haven	L	74-79
12/11/1957	MANSFIELD	W	91-71
* 12/13/1957	at Washington (Md)	L	55-73
* 12/14/1957	at Dickinson	L	53-65
1/10/1958	at Rider	L	61-76
1/11/1958	at Lincoln (Pa)	L	66-83
* 1/18/1958	at Scranton	L	52-91
2/1/1958	at Mansfield	L	54-57
* 2/5/1958	at Wilkes	L	55-76
* 2/8/1958	ELIZABETHTOWN	L	57-74
* 2/12/1958	at Susquehanna	L	91-94
* 2/15/1958	JUNIATA	W	73-72
2/19/1958	LOCK HAVEN	L	60-70
* 2/21/1958	WEST CHESTER	L	75-86
* 2/22/1958	at Elizabethtown	L	66-79
2/26/1958	at Bloomsburg	W	79-67
* 3/1/1958	HOFSTRA	L	57-85
3/4/1958	BLOOMSBURG	L	65-79

1958-59

Head Coach: George Lawther

Overall: 4-17

Conference: 3-9

Home: 4-7

Away: 0-10

* 12/3/1958	at Wilkes	L	72-79
12/5/1958	at Lock Haven	L	66-84
* 12/6/1958	ELIZABETHTOWN	L	76-79
12/10/1958	LINCOLN (PA)	L	78-80
12/11/1958	at Mansfield	L	61-66
* 12/13/1958	at Hofstra	L	52-73
* 1/14/1959	SCRANTON	L	75-78
1/16/1959	at Rider	L	47-61
* 2/4/1959	at Susquehanna	L	55-59
* 2/6/1959	WASHINGTON (MD)	W	56-45
2/7/1959	BLOOMSBURG	L	68-76
* 2/11/1959	at Juniata	L	63-94
2/13/1959	at Bloomsburg	L	68-76
2/14/1959	HARTWICK	L	78-84
* 2/18/1959	WILKES	L	59-64
* 2/20/1959	DICKINSON	W	89-77
* 2/21/1959	at Elizabethtown	L	64-85
* 2/23/1959	SUSQUEHANNA	W	83-74
2/25/1959	MANSFIELD	L	76-102
* 2/28/1959	at West Chester	L	56-74
3/6/1959	LOCK HAVEN	W	83-69



The 1960-61 Warriors posted nine wins, the most wins for the program in five years.



Nels Phillips
1959-62 • 18-43

A 1938 graduate of Springfield College, Nels Phillips came to Lycoming College in 1959. Phillips, like his predecessor, coached basketball and tennis as well as soccer, but he spent just three years as the basketball coach. In his second year, he led the Warriors to a nine-win campaign, the program's best record in four years.

However, the hiring of Dutch Burch as head baseball and basketball coach in 1962 helped Phillips focus on his roles as the soccer and tennis coach. He ended up spending 19 seasons on the bench with the men's soccer program and 20 with men's tennis. Phillips came to the College after working at Armour Leather Company for 12 years after serving in the military during World War II.

1960-61

Head Coach: Nels Phillips

Overall: 9-13

Conference: 7-9

Home: 4-6

Away: 5-7

	12/3/1960	MANSFIELD	L	51-84
*	12/7/1960	at Wilkes	L	70-73
*	12/9/1960	WESTERN MARYLAND.....	L	73-84
*	12/10/1960	at Lebanon Valley	L	54-60
	12/14/1960	LINCOLN (PA).....	L	73-84
	1/4/1961	at Lock Haven.....	W	83-69
*	1/7/1961	ELIZABETHTOWN.....	W	87-70
*	1/11/1961	at Susquehanna	L	50-62
	1/14/1961	BOWIE STATE.....	W	91-89
	1/21/1961	HARTWICK.....	L	82-90
*	1/27/1961	at Philadelphia Textile.....	L	73-79
*	1/28/1961	at Hofstra	L	62-99
	1/31/1961	RIDER.....	L	75-83
*	2/4/1961	at Dickinson.....	W	74-70
*	2/11/1961	at Wagner	L	57-67
*	2/15/1961	WILKES.....	L	70-72
*	2/18/1961	at Juniata	W	92-82
*	2/22/1961	SCRANTON.....	W	83-72
*	2/24/1961	at Drew	W	81-50
*	2/25/1961	at West Chester.....	L	76-88
*	3/1/1961	UPSALA.....	W	84-61
*	3/4/1961	at Elizabethtown.....	W	90-77

O2

1961-62

Head Coach: Nels Phillips

Overall: 5-16

Conference: 4-13

Home: 4-6

Away: 1-10

	12/2/1961	at Mansfield	L	64-122
*	12/6/1961	WILKES.....	W	70-64
*	12/9/1961	WAGNER.....	W	79-68
*	12/13/1961	at Western Maryland	L	68-82
*	12/19/1961	at Scranton.....	L	81-101
*	12/16/1961	WEST CHESTER.....	L	64-90
*	1/6/1962	at Elizabethtown.....	W	79-74
*	1/10/1962	SUSQUEHANNA.....	L	56-89
*	1/12/1962	at Bowie State	L	33-52
*	1/20/1962	DREW.....	L	68-84
*	1/27/1962	at Drexel	L	58-80
*	2/3/1962	at Dickinson	L	76-89
	2/6/1962	LOCK HAVEN.....	W	92-85
	2/9/1962	at Rider	L	76-96
*	2/10/1962	at Upsala	L	63-71
*	2/14/1962	at Wilkes	L	67-92
	2/17/1962	at Hartwick.....	L	62-84
*	2/21/1962	JUNIATA	W	85-76
*	2/24/1962	HOFSTRA.....	L	56-99
*	2/28/1962	LEBANON VALLEY	L	70-80
*	3/3/1962	ELIZABETHTOWN	L	73-92

OT

1959-60

Head Coach: Nels Phillips

Overall: 4-14

Conference: 3-11

Home: 3-6

Away: 1-8

*	12/2/1959	at Dickinson.....	W	79-78
*	12/4/1959	WILKES.....	L	64-70
	12/5/1959	at Mansfield	L	59-101
	12/9/1959	at Lincoln (Pa).....	L	62-74
*	12/12/1959	at Western Maryland	L	73-78
*	12/16/1959	JUNIATA.....	W	78-77
*	1/6/1960	at Elizabethtown.....	L	60-69
	1/9/1960	LOCK HAVEN.....	W	80-63
*	1/13/1960	at Scranton.....	L	67-71
*	1/16/1960	PHILADELPHIA TEXTILE	L	80-86
*	2/3/1960	DREW.....	W	84-63
*	2/6/1960	HOFSTRA.....	L	67-85
*	2/12/1960	at Washington (Md).....	L	61-80
*	2/17/1960	at Wilkes.....	L	61-70
	2/20/1960	at Hartwick.....	L	71-75
*	2/24/1960	SUSQUEHANNA.....	L	49-79
*	2/27/1960	WEST CHESTER.....	L	88-112
*	3/4/1960	ELIZABETHTOWN.....	L	78-86



The 1962-63 Warriors were the first to be coached by Dutch Burch, who spent the next 34 years in Williamsport.



Dutch Burch
1962-94 • 318-403

A graduate of the University of Pittsburgh, Clarence "Dutch" Burch came to Lycoming in 1962 and began one of the most successful careers in the annals of the College. After a 5-15 season in his first year at the helm, he quickly went about rebuilding the Warriors and he led the team to its first Middle Atlantic Conference regular-season championship in 1965-66, just three years later. He added two more titles in 1983-84 and 1984-85 and Lycoming made 11 appearances in the postseason during Burch's tenure. Burch, who was MAC Coach of the Year in 1983-84, coached 17 first-team all-conference picks and two league most valuable players during his career. Burch guided the Warriors to four Sam Schoenfeld Sportsmanship Awards, given annually by the Collegiate Basketball Officials Association.

1963-64

Head Coach: Dutch Burch

Overall: 3-16

Conference: 2-16

Home: 3-8

Away: 0-8

11/30/1963	MILLERSVILLE	W 86-81
* 12/4/1963	WILKES.....	W 83-57
* 12/7/1963	LEBANON VALLEY	L 66-75
* 12/11/1963	at Elizabethtown.....	L 62-99
* 12/13/1963	WAGNER.....	L 75-99
* 12/14/1963	WASHINGTON (MD).....	L 85-99
* 12/18/1963	at Muhlenberg.....	L 76-98
* 1/8/1964	ALBRIGHT.....	L 67-72
* 1/11/1964	at Drew.....	L 79-80
* 1/15/1964	at Scranton.....	L 66-107
* 1/18/1964	SUSQUEHANNA.....	L 64-66
* 2/1/1964	at Philadelphia Textile.....	L 49-111
* 2/5/1964	JUNIATA	L 67-76
* 2/8/1964	at Dickinson.....	L 71-74
* 2/12/1964	at Wilkes.....	L 45-61
* 2/15/1964	MUHLENBERG.....	W 74-72
* 2/19/1964	ELIZABETHTOWN.....	L 72-91
* 2/21/1964	HOFSTRA.....	L 77-101
* 2/29/1964	at Upsala.....	L 53-89

1964-65

Head Coach: Dutch Burch

Overall: 10-9

Conference: 7-9

Home: 8-2

Away: 2-7

12/2/1964	BOWIE STATE.....	W 103-77
* 12/5/1964	at Lebanon Valley	L 71-89
* 12/9/1964	at Wilkes.....	W 81-71
* 12/12/1964	at Washington (Md).....	L 91-94
* 12/16/1964	MUHLENBERG.....	W 97-71
* 1/6/1965	at Juniata.....	L 73-82
* 1/9/1965	at Albright.....	L 46-84
* 1/16/1965	UPSALA.....	W 85-83
* 1/23/1965	ELIZABETHTOWN.....	L 75-100
1/27/1965	DELAWARE VALLEY.....	W 107-78
* 1/30/1965	SCRANTON.....	W 104-82
2/3/1965	LINCOLN (PA).....	W 75-68
* 2/6/1965	at Wagner.....	L 77-105
* 2/10/1965	WILKES.....	W 95-76
* 2/13/1965	at Dickinson.....	L 72-74
* 2/17/1965	at Elizabethtown.....	L 72-75
* 2/20/1965	at Susquehanna.....	W 101-90
* 2/24/1965	PHILADELPHIA TEXTILE.....	L 80-111
* 2/27/1965	DREW.....	W 108-73

1962-63

Head Coach: Dutch Burch

Overall: 5-15

Conference: 5-13

Home: 3-7

Away: 2-8

11/30/1962	at Millersville	L 53-58
* 12/5/1962	WILKES.....	W 85-79
* 12/8/1962	at Washington (Md).....	W 69-65
* 12/12/1962	DREW.....	W 81-64
* 12/15/1962	at Lebanon Valley	L 65-66
* 12/17/1962	MUHLENBERG.....	L 80-90
* 1/5/1963	ELIZABETHTOWN.....	L 74-100
* 1/11/1963	WESTERN MARYLAND.....	L 77-87
1/19/1963	RIDER.....	L 83-102
* 1/26/1963	at Albright.....	L 55-77
* 1/30/1963	at Susquehanna.....	L 39-79
* 2/2/1963	UPSALA.....	L 64-76
* 2/6/1963	at Juniata.....	L 63-70
* 2/9/1963	DICKINSON.....	W 89-85
* 2/13/1963	at Wilkes.....	W 99-82
* 2/16/1963	DREXEL.....	L 59-72
* 2/22/1963	at Hofstra.....	L 64-95
* 2/23/1963	at Wagner.....	L 57-107
* 2/27/1963	SCRANTON.....	L 100-113
* 3/2/1963	at Elizabethtown.....	L 72-92



The 1965-66 Warriors were the first team in school history to reach the conference playoffs.

1965-66

Head Coach: Dutch Burch

Overall: 16-5

Conference: 13-1

Home: 8-0

Away: 6-3

Neutral: 2-2

	12/1/1965	at Bowie State	L 68-76
*	12/4/1965	LEBANON VALLEY	W 87-71
*	12/8/1965	WILKES	W110-103
!	12/10/1965	vs New Haven	L 76-96
!	12/11/1965	vs Grove City	W 83-79
*	12/15/1965	at Muhlenberg	W 95-90
#	12/29/1965	at Mount Union	L 68-86
#	12/30/1965	vs Transylvania	W 74-70
*	1/5/1966	JUNIATA	W 115-76
*	1/8/1966	ALBRIGHT	W 73-59
*	1/12/1966	WESTERN MARYLAND	W 95-83
*	1/15/1966	at Upsala	W 88-81
*	1/22/1966	ELIZABETHTOWN	W 90-79
*	1/29/1966	at Scranton	L 63-72
	2/2/1966	at Lincoln (Pa)	W 98-72
*	2/4/1966	WASHINGTON (MD)	W 95-70
*	2/9/1966	at Wilkes	W 100-95
*	2/12/1966	at Dickinson	W 89-74
*	2/16/1966	at Elizabethtown	W 95-94
*	2/19/1966	SUSQUEHANNA	W 105-86
p	2/25/1966	vs Albright	L 68-76

! Randolph Macon Tournament (Ashland, Va.)

Mount Union Tournament (Alliance, Ohio)

p MAC College Division Championship (Philadelphia, Pa.)

1966-67

Head Coach: Dutch Burch

Overall: 16-4

Conference: 13-3

Home: 8-2

Away: 8-2

	12/1/1966	BOWIE STATE	W 113-85
*	12/3/1966	at Lebanon Valley	W 93-68
*	12/7/1966	at Wilkes	W 78-75
*	12/10/1966	at Susquehanna	W 90-85
*	12/14/1966	at Elizabethtown	W 98-95
*	1/4/1967	at Juniata	W 103-85
*	1/6/1967	at Albright	L 72-87
*	1/11/1967	SCRANTON	L 90-103
*	1/14/1967	UPSALA	W 92-74
*	1/21/1967	WAGNER	L 87-97
*	1/25/1967	MUHLENBERG	W125-101
	1/28/1967	at Millersville	L121-143
	2/1/1967	LINCOLN (PA)	W 118-96
*	2/4/1967	at Washington (Md)	W 80-62
*	2/8/1967	WILKES	W 100-77
*	2/11/1967	DICKINSON	W 98-80
*	2/15/1967	ELIZABETHTOWN	W 79-71
*	2/18/1967	at Western Maryland	W117-102
*	2/22/1967	DELAWARE VALLEY	W 95-87
*	2/25/1967	at Drew	W 86-65

1967-68

Head Coach: Dutch Burch

Overall: 15-7

Conference: 12-4

Home: 8-0

Away: 5-6

Neutral: 2-1

	12/2/1967	LEBANON VALLEY	W 91-88
*	12/6/1967	at Wilkes	W 86-77
!	12/8/1967	vs Washington & Lee	W 78-70
!	12/9/1967	at Randolph-Macon	L 73-77
*	12/13/1967	ELIZABETHTOWN	W104-100
*	12/15/1967	at Upsala	W 85-62
*	1/4/1968	at Juniata	L 85-96
*	1/6/1968	ALBRIGHT	W 89-83
*	1/10/1968	at Scranton	L 77-81
	1/13/1968	MILLERSVILLE	W123-109
*	1/24/1968	at Muhlenberg	L 93-109
*	1/26/1968	SUSQUEHANNA	W 120-99
*	1/27/1968	DREW	W 101-61
	1/31/1968	at Lincoln (Pa)	L 73-90
*	2/3/1968	WASHINGTON (MD)	W 105-75
*	2/7/1968	WILKES	W 96-69
*	2/10/1968	at Dickinson	W 88-64
*	2/14/1968	at Elizabethtown	L 86-103
*	2/21/1968	at Wagner	W 82-79
*	2/24/1968	at Delaware Valley	W 79-73
p	3/1/1968	vs Delaware Valley	W 67-60
p	3/2/1968	vs Wagner	L 70-90

! at Randolph-Macon Tournament

p MAC Northern Division Championship (Reading, Pa.)

1968-69

Head Coach: Dutch Burch

Overall: 10-9

Conference: 8-6

Home: 7-2

Away: 3-5

Neutral: 0-2

*	12/4/1968	at Susquehanna	W104-101
	12/7/1968	at Bowie State	L 72-79
	12/10/1968	LINCOLN (PA)	W 94-93
*	12/13/1968	WAGNER	L113-119 OT
*	12/17/1968	WILKES	W 109-89
*	12/20/1968	at Drew	W 95-86
!	12/27/1968	vs Hiram	L 74-78
!	12/28/1968	vs Geneva	L 99-100
*	1/4/1969	at Albright	L 92-107
	1/8/1969	at RIT	W 101-81
*	1/11/1969	at Juniata	L 69-96
*	1/15/1969	SCRANTON	W 119-96
*	1/18/1969	MUHLENBERG	W 85-73
*	2/1/1969	DELAWARE VALLEY	L 99-108
*	2/5/1969	at Wilkes	L 98-105
*	2/8/1969	DICKINSON	W 97-88
*	2/12/1969	ELIZABETHTOWN	W 93-92
*	2/15/1969	UPSALA	W 91-85
*	2/22/1969	at Washington (Md)	L 73-76

! Mount Union Tournament (Alliance, Ohio)



Game-by-Game Results

Rich Henninger is the only athlete in school history to earn the school's Most Outstanding Male Athlete award three times.



1971-72

Head Coach: Dutch Burch

Overall: 9-13

Conference: 4-6

Home: 5-2

Away: 3-9

Neutral: 1-2

	12/1/1971	BOWIE STATE.....	W 116-87	
!	12/3/1971	at Washington & Lee.....	L 83-107	
!	12/4/1971	vs West Virginia Tech.....	L 71-74	OT
*	12/8/1971	SUSQUEHANNA.....	W 87-85	
*	12/11/1971	JUNIATA.....	W 97-76	
*	12/14/1971	WILKES.....	W 97-89	
*	12/16/1971	at Upsala.....	L 96-104	
#	12/28/1971	vs East Stroudsburg.....	L 81-91	OT
#	12/29/1971	vs Wilkes.....	W 101-88	
*	1/8/1972	at Wagner.....	L 90-113	
	1/15/1972	at Muhlenberg.....	W 88-86	
	1/22/1972	at Susquehanna.....	L 84-85	
*	1/26/1972	PHILADELPHIA TEXTILE.....	L 83-90	
*	1/29/1972	at Delaware Valley.....	L 53-80	
	2/1/1972	at Juniata.....	W 110-82	
	2/5/1972	at Dickinson.....	L 94-117	
*	2/9/1972	at Elizabethtown.....	W 98-94	OT
	2/12/1972	at King's (Pa).....	L 74-92	
*	2/16/1972	ALBRIGHT.....	L 79-91	
	2/19/1972	at Wilkes.....	L 91-101	
	2/23/1972	DREW.....	W 92-53	
*	2/26/1972	at Scranton.....	L 86-90	

! at Washington & Lee Tournament (Lexington, Va.)
at Berwick Rotary Tournament (Berwick, Pa.)

1972-73

Head Coach: Dutch Burch

Overall: 12-11

Conference: 7-3

Home: 7-4

Away: 4-6

Neutral: 1-1

	12/2/1972	at Bowie State.....	L 101-106	OT
	12/6/1972	at Elmira.....	W 61-58	
	12/9/1972	at Juniata.....	W 74-63	
	12/12/1972	at Wilkes.....	L 61-100	
*	12/16/1972	SCRANTON.....	W 91-78	
*	12/20/1972	UPSALA.....	W 67-66	
!	12/27/1972	vs Muhlenberg.....	L 76-78	
!	12/28/1972	vs Swarthmore.....	W 82-65	
	1/6/1973	WAGNER.....	W 89-84	
*	1/13/1973	at Susquehanna.....	W 78-70	
	1/18/1973	BLOOMSBURG.....	L 65-89	
	1/20/1973	SUSQUEHANNA.....	L 66-91	
	1/24/1973	KING'S (PA).....	L 77-100	
*	1/27/1973	DELAWARE VALLEY.....	W 91-75	
	1/29/1973	at Dickinson.....	L 58-61	
*	1/31/1973	JUNIATA.....	W 68-65	
*	2/3/1973	at Philadelphia Textile.....	L 76-93	
*	2/7/1973	ELIZABETHTOWN.....	W 91-69	
	2/10/1973	ELMIRA.....	W 66-57	
*	2/14/1973	at Albright.....	L 55-72	
*	2/17/1973	WILKES.....	L 72-77	
*	2/21/1972	at Drew.....	W 92-67	
p	3/2/1973	at Scranton.....	L 88-100	

! at Delaware Valley Tournament (Doylestown, Pa.)
p MAC Northern Division semifinals

1973-74

Head Coach: Dutch Burch

Overall: 14-9

Conference: 8-2

Home: 7-0

Away: 6-8

Neutral: 1-1

	11/30/1973	at Navy.....	L 68-96	
	12/1/1973	BOWIE STATE.....	W 87-84	
*	12/8/1973	JUNIATA.....	W 87-78	

1969-70

Head Coach: Dutch Burch

Overall: 4-15

Conference: 3-12

Home: 4-5

Away: 0-8

Neutral: 0-2

*	12/3/1969	SUSQUEHANNA.....	L 82-98	
	12/6/1969	BOWIE STATE.....	W 99-80	
*	12/13/1969	at Upsala.....	L 81-86	
*	12/16/1969	at Wilkes.....	L 74-93	
!	12/29/1969	vs Millersville.....	L 81-90	
!	12/30/1969	vs Glassboro State.....	L 79-83	
*	1/3/1970	ALBRIGHT.....	W 87-76	
*	1/7/1970	PHILADELPHIA TEXTILE.....	L 60-103	
*	1/14/1970	at Scranton.....	L 65-86	
*	1/17/1970	at Muhlenberg.....	L 77-86	
	1/24/1970	HARTWICK.....	L 93-105	
*	1/28/1970	JUNIATA.....	L 89-96	
*	1/31/1970	at Delaware Valley.....	L 64-71	
*	2/4/1970	WILKES.....	L 75-85	OT
*	2/7/1970	at Dickinson.....	L 69-92	
*	2/11/1970	at Elizabethtown.....	L 90-108	
*	2/14/1970	at Wagner.....	L 85-105	
*	2/21/1970	WASHINGTON (MD).....	W 93-82	
*	2/25/1970	DREW.....	W 89-85	

! Delaware Valley JayCee Tournament

1970-71

Head Coach: Dutch Burch

Overall: 7-14

Conference: 6-10

Home: 4-5

Away: 2-9

Neutral: 1-0

	12/2/1970	at Bowie State.....	L 64-75	
*	12/5/1970	at Susquehanna.....	L 60-75	
!	12/11/1970	vs Quinnipiac.....	W 92-85	
!	12/12/1970	at Millersville.....	L 64-101	
*	12/15/1970	at Wilkes.....	L 78-80	
*	12/17/1970	UPSALA.....	L 82-87	
	1/3/1971	at Bloomsburg.....	L 67-87	
*	1/6/1971	at Philadelphia Textile.....	L 67-96	
	1/9/1971	at Hartwick.....	L 82-95	
*	1/13/1971	SUSQUEHANNA.....	L 90-95	
*	1/16/1971	MUHLENBERG.....	L 88-106	
*	1/27/1971	WAGNER.....	W 117-97	
*	1/30/1971	DELAWARE VALLEY.....	L 80-91	
*	2/3/1971	WILKES.....	W 94-87	
*	2/6/1971	DICKINSON.....	L 72-94	
*	2/10/1971	ELIZABETHTOWN.....	W 93-84	
*	2/13/1971	at Juniata.....	L 94-121	
*	2/17/1971	at Albright.....	L 64-83	
*	2/20/1971	at Washington (Md).....	W 86-74	
*	2/24/1971	at Drew.....	W 92-80	
*	2/27/1971	SCRANTON.....	W 94-93	

! at Millersville Tournament (Millersville, Pa.)



The 1973-74 Warriors reached the MAC Northern Division finals.



*	12/12/1973	WILKES.....	W	71-56
*	12/15/1973	at Scranton.....	W	70-69
	12/27/1973	at Muhlenberg.....	L	92-103
	12/28/1973	at Swarthmore.....	W	77-74
*	1/5/1974	at Wagner.....	L	68-75
*	1/12/1974	SUSQUEHANNA.....	W	92-88
	1/16/1974	at Alfred.....	L	91-92
	1/19/1974	at Susquehanna.....	W	75-73
	1/23/1974	at Elmira.....	W	87-75
*	1/26/1974	at Delaware Valley.....	W	85-70
	1/28/1974	DICKINSON.....	W	102-77
	1/30/1974	at Juniata.....	L	90-95
*	2/2/1974	PHILADELPHIA TEXTILE.....	W	76-68
*	2/6/1974	at Elizabethtown.....	W	80-75
*	2/13/1974	ALBRIGHT.....	W	80-76
	2/16/1974	at Wilkes.....	L	84-96
*	2/22/1974	at Upsala.....	L	67-72
	2/25/1974	at Bloomsburg.....	L	62-80
p	3/1/1974	vs ELIZABETHTOWN.....	W	79-75
p	3/2/1974	vs ALBRIGHT.....	L	63-83

p MAC Northern Division playoffs

1974-75

Head Coach: Dutch Burch
Overall: 10-15
Conference: 3-7
Home: 7-3
Away: 2-10
Neutral: 1-2

	11/29/1974	at Navy.....	L	59-79
	11/30/1974	at Bowie State.....	W	65-64
	12/3/1974	at Baptist Bible (Pa).....	L	88-99
*	12/7/1974	at Juniata.....	L	58-83
*	12/11/1974	at Wilkes.....	L	69-75
*	12/14/1974	SCRANTON.....	L	73-79
!	12/20/1974	vs Point Park.....	L	86-103
!	12/21/1974	at Saint Vincent.....	L	73-84
#	12/27/1974	at King's (Pa).....	L	52-89
#	12/28/1974	vs New Jersey City.....	L	67-80
\$	1/4/1975	at Randolph-Macon.....	L	68-95
\$	1/5/1975	vs Saint Leo.....	W	65-59
*	1/11/1975	at Susquehanna.....	L	66-73
	1/15/1975	WAGNER.....	W	100-46
	1/20/1975	at Dickinson.....	W	53-51
	1/23/1975	ELMIRA.....	W	96-58
*	1/25/1975	DELAWARE VALLEY.....	W	90-60
*	1/29/1975	JUNIATA.....	W	79-65
*	2/1/1975	at Philadelphia Textile.....	L	58-88
*	2/5/1975	ELIZABETHTOWN.....	W	72-56
	2/8/1975	ALFRED.....	W	88-64
*	2/12/1975	at Albright.....	L	59-65
	2/15/1975	WILKES.....	L	76-79
	2/17/1975	SUSQUEHANNA.....	W	77-63
*	2/21/1975	UPSALA.....	L	69-86

! at Saint Vincent Tournament (Latrobe, Pa.)
at King's Tournament (Wilkes-Barre, Pa.)
\$ at Randolph-Macon Tournament (Ashland, Va.)

1975-76

Head Coach: Dutch Burch
Overall: 11-14
Conference: 5-5
Home: 8-1
Away: 2-11
Neutral: 1-2

	11/29/1975	BOWIE STATE.....	W	65-60
*	12/3/1975	ALLENTOWN.....	W	98-84
	12/6/1975	JUNIATA.....	W	99-73
	12/10/1975	at Navy.....	L	62-92
OT	* 12/13/1975	at Scranton.....	L	66-86
!	! 12/19/1975	at Bentley.....	L	110-113
!	! 12/20/1975	vs Suffolk.....	L	83-90
#	# 12/29/1975	vs Frostburg State.....	L	72-76
#	# 12/30/1975	at Loyola (Md).....	L	44-60
\$	\$ 1/9/1976	vs Salisbury State.....	W	80-79
\$	\$ 1/10/1976	at Washington & Lee.....	L	75-78
	1/14/1976	at Elmira.....	L	60-67
	1/17/1976	BAPTIST BIBLE (PA).....	W	97-64
*	* 1/21/1976	SUSQUEHANNA.....	W	62-56
*	* 1/24/1976	at Delaware Valley.....	W	65-61
	1/28/1976	at Juniata.....	L	63-68
*	* 1/31/1976	PHILADELPHIA TEXTILE.....	L	68-84
*	* 2/4/1976	at Elizabethtown.....	L	60-63
*	* 2/6/1976	at Wilkes.....	L	60-75
	2/7/1976	ELMIRA.....	W	76-75
*	* 2/11/1976	ALBRIGHT.....	W	122-91
*	* 2/14/1976	WILKES.....	W	72-71
	2/16/1976	at Susquehanna.....	W	96-86
*	* 2/20/1976	at Upsala.....	L	62-85
p	p 2/27/1976	at Scranton.....	L	59-76

! at Bentley Tournament (Waltham, Mass.)
at Loyola Tournament (Baltimore, Md.)
\$ at Washington & Lee Tournament (Lexington, Va.)
p MAC Northern Division semifinals

1976-77

Head Coach: Dutch Burch
Overall: 8-11
Conference: 4-6
Home: 4-3
Away: 3-7
Neutral: 1-1

	11/29/1976	at Navy.....	L	48-64
	12/1/1976	at Allentown.....	W	61-58
*	* 12/4/1976	at Juniata.....	L	61-70
*	* 12/9/1976	SCRANTON.....	L	86-102
!	! 12/11/1976	at Elmira.....	L	64-81
!	! 12/12/1976	vs Dowling.....	L	66-72
*	* 12/14/1976	at Wilkes.....	W	80-66
#	# 12/28/1976	vs King's (Pa).....	W	92-73
#	# 12/29/1976	at Lebanon Valley.....	L	73-84
	1/14/1977	DREW.....	W	108-85
*	* 1/19/1977	at Susquehanna.....	L	65-74
*	* 1/22/1977	DELAWARE VALLEY.....	W	103-95
*	* 1/26/1977	JUNIATA.....	W	79-74
*	* 1/29/1977	at Philadelphia Textile.....	L	40-77
*	* 2/2/1977	ELIZABETHTOWN.....	L	53-55



Game-by-Game Results



The 1977-78 Warriors reached the MAC Northern Division finals, falling by two points to Scranton.

*	2/9/1977	at AlbrightL	66-77
	2/12/1977	SUSQUEHANNAL	91-95
*	2/18/1977	UPSALAW	71-68
	2/22/1977	at Baptist Bible (Pa)W	77-60

! at Elmira Tournament (Elmira, N.Y.)
at Lebanon Valley Tournament (Annville, Pa.)

1977-78

Head Coach: Dutch Burch

Overall: 13-13

Conference: 9-5

Home: 5-3

Away: 7-8

Neutral: 1-2

*	12/3/1977	JUNIATAW	65-52
	12/5/1977	at BucknellL	84-99
*	12/8/1977	at ScrantonL	62-74
*	12/13/1977	at WilkesW	81-66
!	12/29/1977	at Loyola (Md)W	78-71
!	12/30/1977	vs King's (Pa)L	64-78
	1/4/1978	at ArmyL	50-68
#	1/6/1978	vs LynchburgL	76-83
#	1/7/1978	at Lebanon ValleyL	60-66
*	1/11/1978	at AlbrightL	56-59
	1/13/1978	at DrewW	76-73
*	1/16/1978	SUSQUEHANNAL	88-97
	1/19/1978	ELMIRAW	77-67
*	1/21/1978	DELAWARE VALLEYW	86-77
*	1/25/1978	at JuniataL	55-67
	1/28/1978	PHILADELPHIA TEXTILEL	54-82
*	2/1/1978	at ElizabethtownW	57-51
*	2/4/1978	at WilkesW	69-63
*	2/6/1978	SCRANTONL	51-53
*	2/8/1978	ALBRIGHTW	56-53
*	2/11/1978	at SusquehannaW	71-62
	2/13/1978	at NavyL	59-73
*	2/15/1978	at Delaware ValleyW	58-49
*	2/18/1978	ELIZABETHTOWNW	89-67
p	2/24/1978	vs ElizabethtownW	54-51
p	2/25/1978	at ScrantonL	50-52

! at Loyola Tournament (Baltimore, Md.)

at Lebanon Valley Tournament (Annville, Pa.)

1978-79

Head Coach: Dutch Burch

Overall: 10-12

Conference: 5-8

Home: 6-3

Away: 2-8

Neutral: 2-1

	11/29/1978	LOCK HAVENW	79-64
*	12/2/1978	JUNIATAW	90-74
*	12/7/1978	at ScrantonL	70-77
	12/9/1978	at NavyL	70-94
*	12/12/1978	at WilkesL	60-62
!	12/28/1978	at WidenerL	59-81
!	12/29/1978	vs SwarthmoreW	72-60
#	1/5/1979	vs SusquehannaL	56-60
#	1/6/1979	vs York (Pa)W	74-58
*	1/10/1979	ALBRIGHTL	53-66
*	1/12/1979	FDU-MADISONW	83-53
*	1/15/1979	at SusquehannaW	87-66
	1/17/1979	KING'S (PA)W	86-78
*	1/24/1979	at JuniataL	64-75
	1/27/1979	at Philadelphia TextileL	75-92
*	1/31/1979	ELIZABETHTOWNL	65-74
*	2/3/1979	WILKESW	74-57
*	2/7/1979	at AlbrightL	59-69
*	2/10/1979	SUSQUEHANNAL	67-68
*	2/14/1979	at Delaware ValleyL	64-65
*	2/17/1979	at ElizabethtownW	69-50
	2/19/1979	BAPTIST BIBLE (PA)W	91-72

! at Widener Tournament (Chester, Pa.)

at Lebanon Valley Tournament (Annville, Pa.)

1979-80

Head Coach: Dutch Burch

Overall: 15-10

Conference: 9-4

Home: 8-1

Away: 6-9

Neutral: 1-0

	11/29/1979	at Lock HavenW	53-50
*	12/1/1979	JUNIATAW	70-69
	12/3/1979	at ArmyL	82-104
*	12/6/1979	SCRANTONW	66-62
*	12/11/1979	WILKESW	81-78
	12/29/1979	at LehighL	61-83
!	1/4/1980	vs York (Pa)W	76-75
!	1/5/1980	at Lebanon ValleyL	52-55
*	1/9/1980	at AlbrightL	69-95
	1/11/1980	at FDU-MadisonW	61-57
*	1/14/1980	SUSQUEHANNAW	81-70
*	1/16/1980	at King's (Pa)L	72-76
	1/21/1980	at BucknellL	77-107
*	1/23/1980	at JuniataL	44-46
	1/26/1980	PHILADELPHIA TEXTILEW	65-63
*	1/30/1980	at ElizabethtownW	47-40
*	2/2/1980	at WilkesW	65-60
	2/4/1980	at Baptist Bible (Pa)W	51-44
*	2/6/1980	ALBRIGHTW	75-63
*	2/9/1980	at SusquehannaW	69-64
	2/11/1980	YORK (PA)W	71-66
*	2/13/1980	DELAWARE VALLEYW	89-73
*	2/16/1980	ELIZABETHTOWNL	62-71
	2/18/1980	at NavyL	51-76
p	2/22/1980	at ScrantonL	56-74

! at Lebanon Valley Tournament (Annville, Pa.)

p MAC Northern Division semifinals



The 1983-84 Warriors posted 15 wins to reach the playoffs for the first time in three years.

1980-81

Head Coach: Dutch Burch

Overall: 11-12

Conference: 8-5

Home: 5-4

Away: 5-7

Neutral: 1-1

11/25/1980	LOCK HAVEN.....	L	55-61
* 12/1/1980	at Juniata.....	W	60-48
12/3/1980	KING'S (PA).....	W	55-49
* 12/6/1980	at Wilkes.....	L	53-55
12/8/1980	at York (Pa).....	L	79-85
12/10/1980	at Bucknell.....	L	69-93
! 12/29/1980	vs Lebanon Valley.....	W	60-57
! 12/30/1980	at Mt. St. Mary's (Md).....	L	58-95
1/2/1981	at Lehigh.....	L	30-41
* 1/7/1981	at Susquehanna.....	W	75-63
* 1/9/1981	at Scranton.....	W	59-56
* 1/13/1981	ALBRIGHT.....	L	43-47
* 1/16/1981	FDU-MADISON.....	W	56-53
* 1/20/1981	ELIZABETHTOWN.....	L	47-50
* 1/27/1981	JUNIATA.....	L	45-48
1/30/1981	at Philadelphia Textile.....	L	71-79
2/1/1981	BAPTIST BIBLE (PA).....	W	75-71
* 2/6/1981	WILKES.....	W	83-73
* 2/10/1981	at Albright.....	W	63-58
* 2/13/1981	SUSQUEHANNA.....	W	82-62
* 2/17/1981	at Delaware Valley.....	W	79-71
* 2/20/1981	at Elizabethtown.....	L	55-67
p 2/25/1981	vs Scranton.....	L	66-80

! at Mount Saint Mary's Tournament (Emmitsburg, Md.)

p MAC Northern Division semifinals

1981-82

Head Coach: Dutch Burch

Overall: 5-17

Conference: 3-11

Home: 4-5

Away: 1-12

! 11/20/1981	MUHLENBERG.....	W	58-50
! 11/21/1981	LOCK HAVEN.....	L	65-74
11/24/1981	at Lock Haven.....	L	67-68
* 11/30/1981	JUNIATA.....	L	57-60
* 12/2/1981	at King's (Pa).....	L	57-65
* 12/5/1981	WILKES.....	L	54-68
1/2/1982	at Lehigh.....	L	55-72
1/4/1982	at Bucknell.....	L	45-71
* 1/7/1982	SUSQUEHANNA.....	L	61-66
* 1/9/1982	SCRANTON.....	L	62-75
* 1/13/1982	at Albright.....	L	57-68
* 1/16/1982	at FDU-Madison.....	L	59-79
* 1/20/1982	at Elizabethtown.....	L	44-54
1/25/1982	at Navy.....	L	49-74
* 1/27/1982	at Juniata.....	L	53-63
2/1/1982	at Baptist Bible (Pa).....	L	46-52
* 2/6/1982	at Wilkes.....	L	46-60
* 2/10/1982	ALBRIGHT.....	W	64-40

* 2/13/1982	at Susquehanna.....	L	55-58
* 2/17/1982	DELAWARE VALLEY.....	W	95-55
* 2/20/1982	ELIZABETHTOWN.....	W	68-63
2/23/1982	at Philadelphia Textile.....	W	67-59

! Tip-Off Tournament

1982-83

Head Coach: Dutch Burch

Overall: 8-15

Conference: 5-8

Home: 6-5

Away: 2-10

! 11/19/1982	BLOOMFIELD.....	L	57-65
! 11/20/1982	LOCK HAVEN.....	W	63-53
11/22/1982	LOCK HAVEN.....	L	65-66
* 11/29/1982	at Juniata.....	W	94-84
* 12/4/1982	at Wilkes.....	L	62-63
12/8/1982	at Bucknell.....	L	60-76
* 12/11/1982	KING'S (PA).....	W	92-69
1/2/1983	at Lehigh.....	L	69-89
* 1/6/1983	at Susquehanna.....	L	49-55
* 1/8/1983	at Scranton.....	L	71-99
* 1/12/1983	ALBRIGHT.....	L	51-57
* 1/19/1983	ELIZABETHTOWN.....	L	46-56
* 1/26/1983	JUNIATA.....	W	62-46
1/29/1983	at Philadelphia Textile.....	L	57-73
1/31/1983	BAPTIST BIBLE (PA).....	W	69-62
2/2/1983	at St. Francis (Pa).....	L	65-75
* 2/5/1983	WILKES.....	W	60-57
2/7/1983	at Robert Morris.....	L	49-67
* 2/9/1983	at Albright.....	L	50-51
* 2/12/1983	SUSQUEHANNA.....	L	49-50
* 2/16/1983	at Delaware Valley.....	W	72-54
* 2/19/1983	at Elizabethtown.....	L	67-69
2/25/1983	FDU-MADISON.....	W	58-49

! Tip-Off Tournament

1983-84

Head Coach: Dutch Burch

Overall: 15-9

Conference: 10-3

Home: 9-1

Away: 6-6

Neutral: 0-2

! 11/18/1983	vs Washington (Md).....	L	68-82
! 11/19/1983	at Western Maryland.....	W	74-56
11/22/1983	at Lock Haven.....	W	82-58
* 11/28/1983	JUNIATA.....	W	83-59
11/30/1983	at Bucknell.....	L	55-84
* 12/3/1983	WILKES.....	W	86-80
12/5/1983	at Loyola (Md).....	L	61-78
* 12/10/1983	at King's (Pa).....	W	74-60
* 1/5/1984	at Susquehanna.....	W	69-64
* 1/7/1984	SCRANTON.....	W	87-74
* 1/11/1984	at Albright.....	L	59-66
* 1/14/1984	at FDU-Madison.....	L	57-60
* 1/18/1984	at Elizabethtown.....	L	54-67



The 1985-86 Warriors recorded a 12-4 conference record and a 9-0 record at Lamade Gym.

1/20/1984	ELMIRA.....	W	55-51
1/23/1984	GETTYSBURG.....	W	62-52
* 1/25/1984	at Juniata	W	60-41
1/28/1984	PHILADELPHIA TEXTILE	L	54-55
1/30/1984	at Baptist Bible (Pa)	W	82-64
2/1/1984	at St. Francis (Pa)	L	64-77
* 2/4/1984	ALBRIGHT.....	W	57-43
* 2/8/1984	SUSQUEHANNA.....	W	53-49
* 2/11/1984	DELAWARE VALLEY.....	W	93-61
* 2/18/1984	ELIZABETHTOWN.....	W	72-60
p 2/24/1984	vs King's (Pa).....	L	48-53

! Western Maryland Tournament (Westminster, Md.)
p MAC Northern Division semifinals (Scranton, Pa.)

1984-85

Head Coach: Dutch Burch

NCAA Division III Tournament First Round

Overall: 19-7

Conference: 14-2

Home: 12-1

Away: 6-5

Neutral: 1-1

11/20/1984	LOCK HAVEN.....	W	82-75
* 11/26/1984	at Juniata	W	52-49
* 12/1/1984	at Wilkes.....	L	54-58
* 12/3/1984	MESSIAH.....	W	43-33
* 12/5/1984	SUSQUEHANNA.....	W	69-61
* 12/8/1984	KING'S (PA).....	W	78-52
* 1/5/1985	at Scranton.....	W	63-51
* 1/9/1985	at Albright.....	W	60-42
* 1/12/1985	FDU-MADISON.....	W	47-40
* 1/16/1985	ELIZABETHTOWN.....	W	71-61
* 1/19/1985	DREW.....	W	88-60
1/21/1985	at Gettysburg.....	L	78-85
* 1/23/1985	JUNIATA.....	W	74-50
1/26/1985	ALVERNIA.....	W	80-54
1/28/1985	BAPTIST BIBLE (PA).....	W	67-45
* 1/30/1985	at Messiah.....	W	62-42
2/4/1985	at Bucknell.....	L	58-71
* 2/6/1985	ALBRIGHT.....	W	73-57
* 2/9/1985	at Susquehanna.....	W	64-58
* 2/13/1985	at Delaware Valley.....	L	51-63
* 2/16/1985	at Elizabethtown.....	W	56-51
2/20/1985	at York (Pa).....	L	67-74
p 2/22/1985	WILKES.....	W	60-58
p 2/23/1985	SCRANTON.....	L	50-56
N 3/1/1985	vs Widener.....	L	52-54
N 3/2/1985	vs Washington & Jefferson.....	W	102-92

p MAC Northern Division Championship
N NCAA Division III Tournament (Scranton, Pa.)

OT

O2

1985-86

Head Coach: Dutch Burch

Overall: 14-9

Conference: 12-4

Home: 9-0

Away: 5-8

Neutral: 0-1

* 11/23/1985	at Susquehanna.....	L	64-71
* 11/26/1985	WILKES.....	W	64-61
* 12/2/1985	at Messiah.....	W	65-48
* 12/4/1985	JUNIATA.....	W	72-30
* 12/7/1985	at King's (Pa).....	L	50-71
! 1/3/1986	at Lock Haven.....	L	81-85
! 1/4/1986	vs Widener.....	L	51-56
* 1/8/1986	ALBRIGHT.....	W	82-72
* 1/11/1986	at FDU-Madison.....	W	69-62
1/13/1986	at Bucknell.....	L	78-89
* 1/15/1986	at Elizabethtown.....	W	71-65
1/18/1986	at Drew.....	L	55-63
1/20/1986	GETTYSBURG.....	W	77-57
* 1/22/1986	at Juniata.....	W	48-44
1/25/1986	at Alvernia.....	W	65-55
* 1/29/1986	MESSIAH.....	W	77-51
* 2/1/1986	at Wilkes.....	L	69-81
* 2/5/1986	at Albright.....	L	63-81
* 2/8/1986	SUSQUEHANNA.....	W	68-53
* 2/10/1986	SCRANTON.....	W	67-61
* 2/12/1986	DELAWARE VALLEY.....	W	61-42
* 2/15/1986	ELIZABETHTOWN.....	W	73-62
p 2/21/1986	at Scranton.....	L	66-70

! at Lock Haven Tournament (Lock Haven, Pa.)
p MAC Northern Division semifinals

O3

1986-87

Head Coach: Dutch Burch

Overall: 8-14

Conference: 6-10

Home: 6-5

Away: 2-9

* 11/22/1986	SUSQUEHANNA.....	L	56-66
* 11/25/1986	at Wilkes.....	L	58-64
* 12/1/1986	MESSIAH.....	W	70-55
* 12/3/1986	at Juniata.....	W	67-43
* 12/6/1986	at King's (Pa).....	L	49-69
1/5/1987	at Bucknell.....	L	52-92
* 1/7/1987	at Scranton.....	L	57-70
1/10/1987	at Elmira.....	L	54-78
* 1/14/1987	at Albright.....	W	38-36
* 1/17/1987	FDU-MADISON.....	W	70-60
1/19/1987	at Gettysburg.....	L	74-87
* 1/21/1987	ELIZABETHTOWN.....	L	67-69
* 1/24/1987	DREW.....	W	67-63
1/26/1987	BAPTIST BIBLE (PA).....	W	108-75
* 1/28/1987	JUNIATA.....	W	63-56
1/31/1987	ALVERNIA.....	W	73-51
* 2/7/1987	WILKES.....	L	89-92
* 2/11/1987	ALBRIGHT.....	L	52-63

OT

OT

O2



The 1988-89 Warriors were the last in the Dutch Burch-era to post a winning record, finishing 17-8.

* 2/14/1987	at Susquehanna	L 46-50
2/16/1987	ELMIRA.....	L 62-82
* 2/18/1987	at Delaware Valley	L 88-90
* 2/21/1987	at Elizabethtown.....	L 73-102

1987-88

Head Coach: Dutch Burch

Overall: 10-13

Conference: 8-8

Home: 6-4

Away: 4-8

Neutral: 0-1

* 11/21/1987	at Susquehanna	L 67-82
* 11/24/1987	WILKES.....	W 81-59
* 11/30/1987	at Messiah.....	W 75-67
* 12/2/1987	JUNIATA	L 63-78
* 12/4/1987	at King's (Pa).....	L 64-68
12/11/1987	at Bucknell.....	L 77-104
! 12/28/1987	at Wooster.....	L 50-75
! 12/29/1987	vs Dickinson.....	L 65-82
* 1/6/1988	SCRANTON	L 69-95
1/9/1988	ELMIRA.....	W 70-69
* 1/13/1988	ALBRIGHT.....	W 73-65
* 1/16/1988	at FDU-Madison	L 84-92
1/18/1988	GETTYSBURG.....	L 81-88
* 1/20/1988	at Elizabethtown.....	W 88-59
* 1/23/1988	at Drew	L 80-89
* 1/27/1988	at Juniata	L 78-79
1/30/1988	at Alvernia.....	W 79-54
* 2/3/1988	MESSIAH.....	W 89-74
2/6/1988	at Wilkes.....	L 81-90
* 2/10/1988	at Albright	W 68-62
* 2/13/1988	SUSQUEHANNA.....	W 85-76
* 2/17/1988	DELAWARE VALLEY.....	W 65-61
* 2/20/1988	ELIZABETHTOWN.....	L 73-75

! College of Wooster Tournament (Wooster, Ohio)

1988-89

Head Coach: Dutch Burch

Overall: 17-8

Conference: 10-6

Home: 7-4

Away: 8-4

Neutral: 2-0

! 11/18/1988	at Widener.....	W 68-46
! 11/19/1988	vs Delaware Valley	W 75-70
* 11/22/1988	at Wilkes.....	L 60-83
* 11/28/1988	at Messiah.....	W 82-63
* 11/30/1988	at Juniata	W 75-71
* 12/3/1988	KING'S (PA).....	L 74-81
12/5/1988	at Bucknell.....	L 55-82
# 12/8/1988	vs Alvernia	W 75-69
# 12/9/1988	at Allentown.....	W 88-80
* 1/4/1989	at Scranton.....	L 73-77
* 1/11/1989	at Albright.....	W 72-69
* 1/14/1989	FDU-MADISON.....	W 84-72
1/16/1989	at Gettysburg	W 90-88

* 1/18/1989	ELIZABETHTOWN.....	W 73-71
* 1/21/1989	DREW.....	W 72-59
* 1/23/1989	SUSQUEHANNA.....	L 67-79
* 1/25/1989	JUNIATA	W 85-56
1/28/1989	ALVERNIA.....	L 44-50
* 2/1/1989	MESSIAH.....	W 79-71
* 2/4/1989	WILKES.....	W 97-92
2/6/1989	BAPTIST BIBLE (PA).....	W 95-72
* 2/8/1989	ALBRIGHT.....	L 65-87
* 2/11/1989	at Susquehanna	W 68-58
2/15/1989	at Delaware Valley	W 94-80
* 2/18/1989	at Elizabethtown.....	L 75-97

! at Widener Tournament (Chester, Pa.)

at Allentown Tournament (Center Valley, Pa.)

1989-90

Head Coach: Dutch Burch

Overall: 2-23

Conference: 1-15

Home: 0-8

Away: 1-13

Neutral: 1-2

! 11/17/1989	at Widener.....	L 57-72
! 11/18/1989	vs Delaware Valley	L 63-68
* 11/21/1989	WILKES.....	L 60-82
* 11/27/1989	MESSIAH.....	L 52-66
* 11/29/1989	JUNIATA	L 62-73
* 12/2/1989	at King's (Pa).....	L 52-67
12/5/1989	at Bucknell.....	L 45-88
# 12/8/1989	vs Eastern.....	L 73-76
# 12/9/1989	vs Beaver	W 77-60
* 1/3/1990	SCRANTON	L 53-87
* 1/10/1990	at Albright	L 39-57
* 1/13/1990	at FDU-Madison	L 50-69
1/15/1990	GETTYSBURG.....	L 59-64
* 1/17/1990	at Elizabethtown.....	L 51-72
* 1/20/1990	at Drew.....	L 56-67
* 1/22/1990	at Susquehanna	L 58-92
* 1/24/1990	at Juniata	L 62-87
1/27/1990	at Alvernia	L 59-85
* 1/31/1990	at Messiah.....	L 64-75
2/3/1990	at Wilkes.....	L 74-82
2/5/1990	at Baptist Bible (Pa)	L 72-106
* 2/7/1990	at Albright	W 67-65
* 2/10/1990	SUSQUEHANNA.....	L 62-88
* 2/14/1990	DELAWARE VALLEY.....	L 55-67
* 2/17/1990	ELIZABETHTOWN.....	L 61-66

! at Widener Tournament (Chester, Pa.)

at Allentown Tournament (Center Valley, Pa.)



Game-by-Game Results

1990-91

Head Coach: Dutch Burch

Overall: 6-19

Conference: 4-12

Home: 3-9

Away: 2-9

Neutral: 1-1

!	11/16/1990	vs Philadelphia Pharmacy.....	L	82-92
!	11/17/1990	vs Goucher.....	W	58-55
*	11/20/1990	at Wilkes.....	L	68-86
*	11/26/1990	MESSIAH.....	L	57-59
*	11/28/1990	at Juniata.....	W	77-70
*	12/1/1990	KING'S (PA).....	L	58-73
	12/3/1990	at Gettysburg.....	L	57-85
	12/5/1990	at Bucknell.....	L	49-97
	12/8/1990	at Lebanon Valley.....	L	49-97
*	1/9/1991	at Albright.....	L	46-78
*	1/14/1991	at Scranton.....	L	75-99
*	1/17/1991	ELIZABETHTOWN.....	L	60-105
*	1/19/1991	DREW.....	L	64-75
*	1/21/1991	SUSQUEHANNA.....	L	59-68
*	1/23/1991	JUNIATA.....	L	52-94
	1/26/1991	ALLENTOWN.....	W	80-61
	1/28/1991	ELMIRA.....	L	50-56
*	1/30/1991	at Messiah.....	L	72-77
	2/2/1991	WILKES.....	L	56-72
	2/4/1991	MISERICORDIA.....	L	73-87
*	2/6/1991	ALBRIGHT.....	W	96-66
*	2/7/1991	FDU-MADISON.....	W	59-55
*	2/9/1991	at Susquehanna.....	L	71-80
*	2/13/1991	at Delaware Valley.....	W	93-88
*	2/16/1991	at Elizabethtown.....	L	76-103

! at Western Maryland Tournament (Westminster, Md.)
at Lebanon Valley Tournament (Anville, Pa.)

1991-92

Head Coach: Dutch Burch

Overall: 6-17

Conference: 1-9

Home: 3-6

Away: 1-11

Neutral: 2-0

!	11/22/1991	at Muhlenberg.....	L	59-73
!	11/23/1991	vs Swarthmore.....	W	90-77
	11/26/1991	WILKES.....	W	99-80
*	12/2/1991	at Messiah.....	W	75-59
*	12/4/1991	JUNIATA.....	L	71-75
	12/7/1991	at King's (Pa).....	L	62-72
#	1/3/1992	at Clarion.....	L	77-118
#	1/4/1992	vs Holy Family.....	W	89-87
	1/13/1992	at Bucknell.....	L	66-106
*	1/15/1992	ALBRIGHT.....	L	64-81
	1/18/1992	at Wesley.....	L	78-81
	1/20/1992	SCRANTON.....	L	57-84
*	1/23/1992	at Elizabethtown.....	L	69-77
*	1/27/1992	at Susquehanna.....	L	74-91
*	1/29/1992	at Juniata.....	L	74-91
	2/3/1992	MISERICORDIA.....	W	92-64
*	2/5/1992	MESSIAH.....	L	72-81
	2/8/1992	at Wilkes.....	L	58-76
*	2/12/1992	at Albright.....	L	65-77
*	2/15/1992	SUSQUEHANNA.....	L	76-93
	2/17/1992	at Elmira.....	L	70-81
	2/19/1992	DELAWARE VALLEY.....	W	80-74
*	2/22/1991	ELIZABETHTOWN.....	L	80-91

! at Muhlenberg Tournament (Allentown, Pa.)
at Clarion Tournament (Clarion, Pa.)

1992-93

Head Coach: Dutch Burch

Overall: 4-19

Conference: 0-10

Home: 2-6

Away: 1-10

Neutral: 1-3

	11/24/1992	at Wilkes.....	L	74-89
	12/5/1992	BAPTIST BIBLE (PA).....	W	100-97
	12/9/1992	at Allentown.....	L	72-83
!	12/11/1992	vs NJIT.....	L	72-83
!	12/12/1992	vs Wesley.....	L	55-94
#	1/9/1993	vs Washington (Md).....	L	75-76
#	1/10/1993	vs St. Joseph's (N.Y.).....	W	72-59
	1/13/1993	at Misericordia.....	L	64-67
	1/16/1993	WESLEY.....	W	81-70
	1/18/1993	at Scranton.....	L	68-100
*	1/20/1993	at Elizabethtown.....	L	81-88
*	1/23/1993	MESSIAH.....	L	55-71
	1/25/1993	at Bucknell.....	L	62-94
*	1/27/1993	ALBRIGHT.....	L	70-89
*	1/30/1993	at Susquehanna.....	L	66-88
*	2/1/1993	at Delaware Valley.....	W	78-77
*	2/3/1993	at Juniata.....	L	77-88
*	2/6/1993	ELIZABETHTOWN.....	L	70-79
	2/8/1993	KING'S (PA).....	L	72-82
*	2/10/1993	at Messiah.....	L	55-56
*	2/13/1993	at Albright.....	L	62-89
*	2/17/1993	SUSQUEHANNA.....	L	58-83
*	2/20/1993	JUNIATA.....	L	84-90

! at Western Maryland Tournament (Westminster, Md.)
at Lebanon Valley Tournament (Anville, Pa.)

1993-94

Head Coach: Dutch Burch

Overall: 4-19

Conference: 2-12

Home: 1-9

Away: 1-9

Neutral: 2-1

	11/23/1993	MISERICORDIA.....	L	69-73
	11/29/1993	ALLENTOWN.....	L	63-73
*	12/1/1993	at Drew.....	L	68-84
*	12/4/1993	UPSALA.....	L	62-70
	12/7/1993	at Juniata.....	L	69-92
!	12/10/1993	vs Trenton State.....	L	59-66
!	12/11/1993	vs Wesley.....	W	94-74
#	1/7/1994	at Moravian.....	L	63-84
#	1/8/1994	vs CCNY.....	W	79-71
*	1/12/1994	WILKES.....	L	55-73
*	1/15/1994	FDU-MADISON.....	L	56-70
	1/17/1994	at Baptist Bible (Pa).....	L	71-75
*	1/19/1994	at Scranton.....	L	61-91
*	1/22/1994	DELAWARE VALLEY.....	L	70-72
*	1/26/1994	at King's (Pa).....	L	91-96
*	1/29/1994	DREW.....	W	82-61
	1/31/1994	SUSQUEHANNA.....	L	71-78
*	2/2/1994	at Wilkes.....	L	64-90
*	2/5/1994	at Upsala.....	L	81-97
*	2/9/1994	SCRANTON.....	L	57-98
*	2/12/1994	at FDU-Madison.....	L	53-79
*	2/16/1994	KING'S (PA).....	L	72-76
*	2/19/1994	at Delaware Valley.....	W	74-59

! at Elizabethtown Tournament (Elizabethtown, Pa.)
at Moravian Tournament (Bethlehem, Pa.)



Joe Bressi
1994-00 • 97-53

When Dutch Burch stepped down as men's basketball coach after 32 years, director of athletics Frank Girardi stepped a bit outside the box when he hired Bloomsburg's women's basketball coach, Joe Bressi. Taking over a program that won just eight games in the two years before his hire, Bressi energized the squad, leading the team to 11 wins in his first year,

1994-95, the last losing season for the Warriors until 2008-09. In his second year with the team, Bressi led the team to a school-record 21 wins and he coached the school's only All-American, Andy Rutherford. He led the team to the NCAA Tournament and the first of four Middle Atlantic Conference Tournament appearances in his tenure. By the time Bressi left to take the job as the director of athletics at Central Dauphin High School, he had compiled an 81-44 record for a school-record .647 winning percentage.



Joe Bressi helped reenergize the Warriors when he took over as coach in 1994-95.

1994-95

Head Coach: Joe Bressi

Overall: 11-13

Conference: 6-8

Home: 7-3

Away: 4-8

Neutral: 0-2

!	11/18/1994	at Muhlenberg.....	L	58-86
!	11/19/1994	vs Salisbury State.....	L	83-120
	11/22/1994	at Misericordia.....	W	92-72
	11/26/1994	at Gwynedd-Mercy.....	W	67-64
*	11/30/1994	DREW.....	W	89-79
	12/3/1994	ST. MARY'S (MD).....	L	66-67
	12/6/1994	JUNIATA.....	W	77-73
#	12/9/1994	at Elizabethtown.....	W	92-82
#	12/10/1994	vs Beaver.....	L	72-84
*	1/7/1995	at Upsala.....	L	89-98
*	1/12/1995	at Wilkes.....	L	50-101
*	1/14/1995	at FDU-Madison.....	L	49-60
	1/16/1995	BAPTIST BIBLE (PA).....	W	96-87
*	1/18/1995	SCRANTON.....	W	70-64
*	1/21/1995	at Delaware Valley.....	L	64-65
*	1/25/1995	KING'S (PA).....	W	68-63
*	1/28/1995	at Drew.....	W	61-59
	1/30/1995	at Susquehanna.....	L	78-96
*	2/1/1995	WILKES.....	L	75-77
*	2/4/1995	UPSALA.....	W	108-75
*	2/8/1995	at Scranton.....	L	57-70
*	2/11/1995	FDU-MADISON.....	L	57-74
*	2/15/1995	at King's (Pa).....	L	68-77
*	2/18/1995	DELAWARE VALLEY.....	W	76-62

! at Muhlenberg Tournament (Allentown, Pa.)

at Elizabethtown Tournament (Elizabethtown, Pa.)

1995-96

Head Coach: Joe Bressi

NCAA Division III Tournament Second Round

Overall: 21-6

Conference: 10-2

Home: 13-1

Away: 6-4

Neutral: 2-1

!	11/17/1995	GWYNEDD-MERCY.....	W	108-70
!	11/18/1995	CENTENARY (N.J.).....	W	73-68
	11/21/1995	MISERICORDIA.....	W	100-94
	11/30/1995	BLOOMFIELD.....	W	110-89
*	12/2/1995	at Delaware Valley.....	W	104-63
*	12/6/1995	DREW.....	W	102-77
#	12/8/1995	vs Alvernia.....	W	103-93

#	12/9/1995	vs Holy Family.....	L	83-98
\$	1/5/1996	vs Pitt-Johnstown.....	W	77-74
\$	1/6/1996	at Bloomsburg.....	L	68-83
*	1/10/1996	SCRANTON.....	W	88-81
*	1/13/1996	at FDU-Madison.....	W	78-67
*	1/17/1996	at King's (Pa).....	W	80-54
*	1/23/1996	at #9 Wilkes.....	L	65-66
*	1/27/1996	DELAWARE VALLEY.....	W	91-37
	1/29/1996	JUNIATA.....	W	112-62
*	1/31/1996	at Drew.....	W	75-72
	2/3/1996	SUSQUEHANNA.....	W	87-77
*	2/7/1996	at Scranton.....	W	85-76
*	2/10/1996	FDU-MADISON.....	W	84-66
*	2/12/1996	#7 WILKES.....	L	82-85
*	2/14/1996	KING'S (PA).....	W	86-76
	2/16/1996	at Baptist Bible (Pa).....	W	98-93
p	2/20/1996	ELIZABETHTOWN.....	W	61-60
p	2/22/1996	at Susquehanna.....	L	66-73
N	2/29/1996	GETTYSBURG.....	W	103-75
N	3/2/1996	at Franklin & Marshall.....	L	61-72

! Burger King/Holiday Inn Tip-Off Tournament

at Elizabethtown Tournament (Elizabethtown, Pa.)

\$ at Bloomsburg Tournament (Bloomsburg, Pa.)

p MAC Tournament

1996-97

Head Coach: Joe Bressi

Overall: 18-7

Conference: 9-3

Home: 7-2

Away: 8-5

Neutral: 3-0

!	11/22/1996	vs Denison.....	W	95-72
!	11/23/1996	at Gettysburg.....	W	76-73
	11/26/1996	at Misericordia.....	L	60-63
*	12/7/1996	at Delaware Valley.....	W	78-46
#	12/20/1996	vs Goucher.....	W	62-60
#	12/21/1996	at Susquehanna.....	W	78-63
\$	12/28/1996	vs Hunter.....	W	80-68
\$	12/29/1996	at York (Pa).....	W	72-68
	1/4/1997	at Waynesburg.....	L	85-87
	1/8/1997	JUNIATA.....	W	81-60
	1/11/1997	at Pitt-Greensburg.....	W	88-60
*	1/15/1997	at Scranton.....	W	86-76
*	1/18/1997	FDU-MADISON.....	W	76-69
*	1/20/1997	at Drew.....	W	66-62
*	1/22/1997	KING'S (PA).....	W	91-67
*	1/28/1997	WILKES.....	L	67-78
	1/30/1997	BAPTIST BIBLE (PA).....	W	103-89
*	2/1/1997	DELAWARE VALLEY.....	W	87-59
*	2/5/1997	DREW.....	W	85-80
	2/8/1997	at Susquehanna.....	L	74-84
*	2/12/1997	SCRANTON.....	W	95-76
*	2/15/1997	at FDU-Madison.....	L	62-93
*	2/17/1997	at Wilkes.....	L	66-75
*	2/19/1997	at King's (Pa).....	W	82-71
p	2/25/1997	ELIZABETHTOWN.....	L	69-79

! at Gettysburg Tournament (Gettysburg, Pa.)

at Susquehanna Tournament (Selinsgrove, Pa.)

\$ at York Tournament (York, Pa.)

p MAC Tournament



The 1998-99 Warriors finished 17-8 overall and reached the MAC Tournament for the second time in three years.

1997-98

Head Coach: Joe Bressi

Overall: 14-10

Conference: 7-7

Home: 9-4

Away: 3-6

Neutral: 2-0

Table of 1997-98 season results including dates, opponents, and scores.

1998-99

Head Coach: Joe Bressi

Overall: 17-8

Conference: 9-5

Home: 11-1

Away: 5-7

Neutral: 1-0

Table of 1998-99 season results including dates, opponents, and scores.

Table of 1998-99 season results including dates, opponents, and scores.

1999-00

Head Coach: Joe Bressi

Overall: 16-9

Conference: 8-6

Home: 11-2

Away: 5-7

Table of 1999-00 season results including dates, opponents, and scores.



Terry Conrad
2000-03 • 48-31

A 1983 graduate of Bloomsburg University, Terry Conrad guided the Warriors to an overall record of 48-31 in three years. The team made three appearances in the Freedom Conference playoffs and earned one berth to the NCAA playoffs. In his second season, the team went 20-8 and won the programs' first conference title,

helping him earn the league's Coach of the Year award. Conrad came to Lycoming after serving as an assistant coach at Bucknell from 1989 to 2000. Prior to his work at Bucknell, Conrad served as an assistant coach for the men's basketball program at Shenandoah University for three seasons. He left Lycoming to become the head coach at Division II Bloomsburg, where he coached for three years. He is now back at Lycoming, where is a Major Gifts Officer.



Nick Tagliaferri and Coach Terry Conrad celebrate the school's first conference tournament title in 2002.

2000-01

Head Coach: Terry Conrad

Overall: 13-12

Conference: 8-6

Home: 7-3

Away: 5-9

Neutral: 1-0

!	11/17/2000	PHILADELPHIA BIBLICAL	W	98-61	
!	11/18/2000	BEAVER	W	87-56	
	11/21/2000	at Misericordia	W	91-86	
	11/27/2000	at Alvernia	L	80-93	
*	11/29/2000	KING'S (PA)	W	88-77	
*	12/2/2000	at DeSales	L	75-83	
	12/4/2000	at Franklin & Marshall	L	65-82	
*	12/6/2000	at Scranton	L	53-94	
	12/9/2000	at Elmira	L	82-85	
#	1/6/2001	vs Waynesburg	W	92-84	
#	1/7/2001	at Elizabethtown	L	96-104	
*	1/10/2001	at #3 Wilkes	L	81-89	
*	1/14/2001	DELAWARE VALLEY	L	71-74	
*	1/17/2001	at Drew	W	71-69	
*	1/20/2001	FDU-MADISON	W	96-76	
*	1/24/2001	at King's (Pa)	W	97-94	O2
*	1/27/2001	DESALES	W	61-55	
	1/29/2001	ELMIRA	W	92-70	
*	1/31/2001	SCRANTON	L	69-74	
	2/3/2001	at Susquehanna	L	78-91	
*	2/6/2001	#12 WILKES	L	77-80	
*	2/10/2001	at Delaware Valley	W	81-74	
*	2/14/2001	DREW	W	78-70	
*	2/17/2001	at FDU-Madison	W	80-74	
p	2/21/2001	at Scranton	L	74-85	
! Tip-Off Tournament						
# at Elizabethtown Tournament (Elizabethtown, Pa.)						
p Freedom Conference Tournament						

2001-02

Head Coach: Terry Conrad

Freedom Conference Champions

NCAA Division III Tournament Second Round

Overall: 20-8

Conference: 10-4

Home: 12-1

Away: 7-7

Neutral: 1-0

!	11/16/2001	GALLAUDET	W	78-55	
!	11/17/2001	CHOWAN	W	89-67	
	11/20/2001	MISERICORDIA	W	82-77	OT

	11/26/2001	ALVERNIA	L	56-62	
	11/28/2001	SUSQUEHANNA	W	78-59	
*	12/5/2001	WILKES	W	65-48	
*	12/8/2001	at Delaware Valley	W	88-73	
#	12/14/2001	at Chowan	W	87-79	
#	12/15/2001	vs Virginia Wesleyan	W	85-82	
	12/17/2001	at #8 Catholic	L	70-87	
	12/19/2001	at Marymount (Va)	L	61-76	
	1/7/2002	at Elmira	W	77-71	
*	1/9/2002	at Drew	L	74-80	
*	1/14/2002	FDU-MADISON	W	80-71	
*	1/16/2002	KING'S (PA)	W	96-94	O2
*	1/19/2002	at DeSales	L	76-83	
*	1/23/2002	at Scranton	L	58-59	
*	1/26/2002	DELAWARE VALLEY	W	84-64	
*	1/30/2002	at Wilkes	W	95-93	OT
*	2/2/2002	at FDU-Madison	W	76-72	
*	2/6/2002	DREW	W	91-63	
*	2/9/2002	at King's (Pa)	L	73-84	
*	2/12/2002	SCRANTON	W	77-74	
*	2/16/2002	DESALES	W	73-59	
p	2/20/2002	SCRANTON	W	70-67	
p	2/23/2002	at King's (Pa)	W	72-64	
N	2/28/2002	at #23 Gettysburg	W	78-59	
N	3/2/2002	at #10 Randolph-Macon	L	62-79	
! Tip-Off Tournament						
# Chowan Shootout (Murfreesboro, N.C.)						
p Freedom Conference Tournament						

2002-03

Head Coach: Terry Conrad

Overall: 15-11

Conference: 10-4

Home: 12-1

Away: 3-10

!	11/22/2002	VALLEY FORGE CHRISTIAN	W	105-73	
!	11/23/2002	LINCOLN (PA)	W	92-65	
	11/26/2002	at Bloomsburg	L	80-90	
*	12/4/2002	at Wilkes	W	82-80	
*	12/7/2002	DELAWARE VALLEY	W	96-51	
	12/16/2002	at Elmira	L	85-97	
	12/18/2002	at Mansfield	L	81-93	
	1/2/2003	at Indiana (Pa)	L	66-77	
	1/4/2003	MARYMOUNT (VA)	W	104-90	
	1/7/2003	SHENANDOAH	W	96-82	
	1/11/2003	at Susquehanna	L	87-92	
	1/13/2003	MISERICORDIA	W	75-72	
*	1/15/2003	DREW	W	75-67	
*	1/18/2002	at FDU-Florham	W	65-62	
	1/20/2003	ELMIRA	L	69-73	
*	1/22/2003	at King's (Pa)	L	81-87	
*	1/25/2003	DESALES	W	77-72	
*	1/29/2003	SCRANTON	W	92-69	
*	2/1/2003	at Delaware Valley	W	92-74	
*	2/5/2003	WILKES	W	67-66	OT
*	2/8/2003	FDU-FLORHAM	W	81-63	
*	2/12/2003	at Drew	L	87-89	



The 2004-05 Warriors finished 17-8 overall and posted a 3-1 mark in overtime games.

*	2/15/2003	KING'S (PA).....	W	83-77
*	2/18/2003	at Scranton.....	L	54-83
*	2/22/2003	at DeSales.....	L	67-75
p	2/26/2003	at DeSales.....	L	73-88
! Tip-Off Tournament				
p Freedom Conference Tournament				

*	1/28/2004	#17 DESALES.....	W	71-64
*	1/31/2004	at Drew.....	L	62-63
*	2/4/2004	SCRANTON.....	W	80-77
*	2/7/2004	at Delaware Valley.....	W	90-76
*	2/11/2004	KING'S (PA).....	W	77-74
*	2/14/2004	FDU-FLORHAM.....	W	85-63
*	2/17/2004	at Wilkes.....	L	68-71
*	2/19/2004	DREW.....	W	81-59
*	2/21/2004	at #20 DeSales.....	L	62-71
p	2/25/2004	at King's (Pa).....	W	74-63
p	2/28/2004	WILKES.....	W	78-70
N	3/4/2004	LEHMAN.....	W	74-68
N	3/6/2004	at New Jersey City.....	L	67-74
! Tip-Off Tournament				
p Freedom Conference Tournament				



Don Friday
2003-08 • 83-49

After spending 15 years as an assistant coach at Division III Lebanon Valley and Division I Bucknell, Don Friday replaced his former fellow assistant with the Bison, Terry Conrad in 2003. In his first year, he led the Warriors to a Freedom Conference title and the NCAA Tournament Second Round. In 2006, he was named the

Freedom Conference Coach of the Year and two years later, when the Warriors moved to the Commonwealth Conference, he earned that league's Coach of the Year. During his five seasons at Lycoming, Friday compiled an overall record of 83-49 (.629), leading the Warriors to the conference play-offs three times. He moved on to become the head coach at Division I St. Francis (Pa.), where he coached for four years from 2008-12.

2003-04

Head Coach: Don Friday
Freedom Conference Champions
NCAA Division III Tournament Second Round
Overall: 21-8
Conference: 10-4
Home: 15-2
Away: 6-6

!	11/21/2003	KEYSTONE.....	W	72-58
!	11/22/2003	POINT PARK.....	W	60-59
	11/25/2003	BLOOMSBURG.....	W	82-62
*	12/3/2003	at Scranton.....	W	70-58
	12/13/2003	MANSFIELD.....	L	64-81
	12/15/2003	at Elmira.....	W	79-74
	12/17/2003	at Lafayette.....	L	73-84
	1/3/2004	MISERICORDIA.....	W	74-62
	1/6/2004	at Shenandoah.....	W	91-84
	1/8/2004	at Marymount (Va).....	W	81-79
	1/11/2004	SUSQUEHANNA.....	L	69-77
*	1/14/2004	at King's (Pa).....	L	65-74
*	1/17/2004	DELAWARE VALLEY.....	W	95-67
	1/19/2004	ELMIRA.....	W	77-60
*	1/21/2004	WILKES.....	W	72-59
*	1/24/2004	FDU-FLORHAM.....	W	67-64

2004-05

Head Coach: Don Friday
Overall: 17-8
Conference: 8-6
Home: 11-2
Away: 5-6
Neutral: 1-0

!	11/19/2004	ALFRED.....	W	88-82	OT
!	11/20/2004	SUNY GENESEO.....	W	75-64	
	11/23/2004	ELIZABETHTOWN.....	W	92-89	OT
*	12/1/2004	SCRANTON.....	W	77-70	
*	12/4/2004	at Drew.....	W	58-32	
	12/8/2004	NEW JERSEY CITY.....	W	71-55	
	12/11/2004	at Susquehanna.....	W	76-59	
	12/18/2004	ELMIRA.....	W	88-51	
	12/20/2004	at Arcadia.....	W	67-50	
	12/29/2004	vs Merchant Marine.....	W	97-79	
	12/30/2004	at Randolph-Macon.....	L	66-88	
	1/5/2005	at Misericordia.....	L	73-79	
	1/8/2005	PENN COLLEGE.....	W	67-65	
*	1/12/2005	KING'S (PA).....	L	58-70	
*	1/15/2005	at Delaware Valley.....	W	75-66	
*	1/19/2005	at Wilkes.....	L	73-79	
*	1/26/2005	at DeSales.....	L	45-60	
*	1/29/2005	DREW.....	W	83-63	
*	1/31/2005	FDU-FLORHAM.....	W	91-82	
*	2/2/2005	at Scranton.....	L	75-77	OT
*	2/5/2005	DELAWARE VALLEY.....	W	87-83	
*	2/9/2005	at King's (Pa).....	L	46-69	
*	2/12/2005	at FDU-Florham.....	W	76-70	
*	2/15/2005	WILKES.....	W	68-67	OT
*	2/19/2005	DESALES.....	L	57-81	
! Tip-Off Tournament					



The 2007-08 Warriors earned the top seed in the Commonwealth Conference Championship after posting a 7-3 league record.

2005-06

Head Coach: Don Friday

Overall: 15-11

Conference: 9-5

Home: 10-4

Away: 4-6

Neutral: 1-1

#	11/18/2005	HUNTER.....	W	88-58
#	11/19/2005	WIDENER.....	L	72-77
	11/22/2005	at Elizabethtown.....	L	79-87
	11/27/2005	ARCADIA.....	W	66-52
*	11/30/2005	SCRANTON.....	L	55-65
*	12/3/2005	FDU-FLORHAM.....	W	64-44
	12/6/2005	at Carnegie Mellon.....	L	83-99
	12/10/2005	SUSQUEHANNA.....	W	80-74
	12/17/2005	ELMIRA.....	W	67-42
	12/19/2005	PENN COLLEGE.....	W	69-43
!	12/29/2005	vs Thiel.....	W	94-75
!	12/30/2005	vs #17 Baldwin-Wallace.....	L	63-80
	1/6/2006	at Shenandoah.....	L	59-73
*	1/11/2006	at King's (Pa).....	L	55-71
*	1/14/2006	at Drew.....	W	51-47
*	1/18/2005	WILKES.....	L	52-64
*	1/21/2006	at Delaware Valley.....	W	57-56
*	1/25/2006	DESALES.....	L	69-77
*	1/28/2006	at FDU-Florham.....	W	88-80
*	2/1/2006	WILKES.....	W	77-69
*	2/4/2006	DREW.....	W	62-51
*	2/8/2006	KING'S (PA).....	W	76-71
*	2/11/2006	at DeSales.....	W	71-61
*	2/14/2006	at Scranton.....	L	79-82
*	2/18/2006	DELAWARE VALLEY.....	W	93-85
p	2/22/2006	at Scranton.....	L	41-53
# Tip-Off Tournament				
! E.M. "Mose" Hole/Wooster Kiwanis Classic (Wooster, Ohio)				
p Freedom Conference Tournament				

2006-07

Head Coach: Don Friday

Overall: 13-12

Conference: 6-8

Home: 10-3

Away: 2-8

Neutral: 1-1

!	11/17/2006	JOHN JAY.....	W	69-49
!	11/18/2006	#15 RANDOLPH-MACON.....	L	66-81
	11/21/2006	ELIZABETHTOWN.....	W	77-74
*	11/29/2006	at Wilkes.....	L	48-65
*	12/2/2006	DREW.....	W	65-53
	12/7/2006	at Lafayette.....	L	54-72
	12/10/2006	at Susquehanna.....	L	54-78
	12/16/2006	at Elmira.....	W	60-55
	12/19/2006	PENN COLLEGE.....	W	95-55
	12/21/2006	SHENANDOAH.....	W	67-58
#	1/5/2007	vs New Jersey City.....	L	56-59
#	1/6/2007	vs Penn College.....	W	64-49
*	1/10/2007	at Scranton.....	L	72-83
*	1/13/2007	at FDU-Florham.....	L	51-66
	1/15/2007	CARNEGIE MELLON.....	W	66-65

*	1/17/2007	KING'S (PA).....	L	52-58
*	1/20/2007	DELAWARE VALLEY.....	W	72-56
*	1/24/2007	at DeSales.....	L	63-64
*	1/27/2007	FDU-FLORHAM.....	W	82-75
*	1/31/2007	WILKES.....	W	78-52
*	2/3/2007	at Drew.....	L	49-69
*	2/7/2007	at King's (Pa).....	L	61-79
*	2/10/2007	DESALES.....	W	74-65
*	2/15/2007	SCRANTON.....	L	58-65
*	2/17/2007	at Delaware Valley.....	W	80-75

! Tip-Off Tournament

Albright Tournament (Reading, Pa.)

2007-08

Head Coach: Don Friday

Overall: 17-10

Conference: 7-3

Home: 10-4

Away: 6-6

Neutral: 1-0

#	11/16/2007	PENN ST.-ALTOONA.....	L	65-71	OT
#	11/17/2007	TCNJ.....	W	58-56	
	11/20/2007	PENN COLLEGE.....	W	87-52	
	11/26/2007	NEW JERSEY CITY.....	W	68-56	
	11/28/2007	at Penn St.-Harrisburg.....	W	101-56	
	12/1/2007	at Shenandoah.....	L	74-84	
	12/4/2007	ELMIRA.....	L	71-77	
	12/8/2007	SUSQUEHANNA.....	W	73-68	
	12/15/2007	at Pitt.-Bradford.....	L	49-60	
	12/17/2007	at New Jersey City.....	L	52-61	
^	1/5/2008	vs Wesley.....	W	76-66	
^	1/6/2008	at Scranton.....	W	79-67	
	1/9/2008	at Cabrini.....	W	85-71	
	1/13/2008	at Carnegie Mellon.....	L	59-81	
*	1/22/2008	#25 ELIZABETHTOWN.....	W	79-78	OT
*	1/26/2008	at Widener.....	L	65-70	
*	1/30/2008	at Messiah.....	L	68-79	
*	2/2/2008	ALBRIGHT.....	W	76-53	
*	2/5/2008	at Lebanon Valley.....	W	79-75	O2
	2/7/2008	PENN ST.-HAZLETON.....	W	79-57	
*	2/9/2008	WIDENER.....	W	75-68	
*	2/13/2008	MESSIAH.....	W	75-53	
*	2/16/2008	at Albright.....	W	75-73	
*	2/19/2008	at Elizabethtown.....	W	56-54	
*	2/23/2008	LEBANON VALLEY.....	L	68-72	
p	2/27/2008	LEBANON VALLEY.....	W	71-56	
p	3/1/2008	WIDENER.....	L	61-75	
# Tip-Off Tournament					
^ at Scranton Tournament (Scranton, Pa.)					
p Commonwealth Conference Tournament					



The 2010-11 Warriors finished 15-10 and notched a 10-4 mark at Lamade Gym.



Guy Rancourt
2008-Pres. • 157-82

Through nine years as head coach, Guy Rancourt has taken the Warriors to the NCAA Tournament three times (2010, 2016, 2017), two MAC Commonwealth titles (2016, 2017), five MAC Commonwealth title games (2010, 2012, 2013, 2016, 2017), earned two Commonwealth Conference Coach of the Year honors (2010, 2015) and one D3Hoops.com Middle

Atlantic Region Coach of the Year award. Along the way, he has coached 15 players to All-MAC Commonwealth honors, one to all-region honors and two to the league's Rookie of the Year award. His high-flying offensive teams have led the league in scoring five times. Rancourt spent the five years prior to coming to Lycoming working at Stony Brook University in New York and Florida State University. Before that, he was the head coach at John Jay for four years, earning CUNYAC Coach of the Year honors once.

2008-09

Head Coach: Guy Rancourt

Overall: 11-13

Conference: 4-8

Home: 8-6

Away: 2-7

Neutral: 1-0

#	11/15/2008	PENN ST.-HAZLETON	W	77-46
#	11/16/2008	SCRANTON	L	59-70
	11/25/2008	PENN COLLEGE	W	78-56
!	11/29/2008	vs Skidmore	W	77-59
!	11/30/2008	at Rochester (N.Y.)	L	59-63
	12/5/2008	at Elmira	W	81-49
	12/6/2008	SHENANDOAH	W	77-52
	12/14/2008	at Susquehanna	L	55-63
	12/17/2008	CABRINI	W	69-65
	1/3/2009	PITT.-BRADFORD	L	71-72
*	1/7/2009	ELIZABETHTOWN	L	61-68
*	1/11/2009	WIDENER	W	60-53
*	1/14/2009	at Lebanon Valley	W	56-54
*	1/17/2009	at Arcadia	L	56-61
	1/20/2009	#18 CARNEGIE MELLON	L	56-71
*	1/24/2009	ALBRIGHT	W	77-57
*	1/29/2009	at Messiah	L	53-75
*	1/31/2009	LEBANON VALLEY	L	68-75
	2/2/2009	NEW JERSEY CITY	W	57-38
*	2/7/2009	ARCADIA	W	82-66
*	2/11/2009	at Elizabethtown	L	56-76
*	2/14/2009	at Widener	L	55-70

*	2/17/2009	MESSIAH	L	69-73	OT
*	2/21/2009	at Albright	L	70-72	
# Tip-Off Tournament					
! Rochester Holiday Inn Tournament (Rochester, N.Y.)					

2009-10

Head Coach: Guy Rancourt

NCAA Division III Tournament First Round

Overall: 21-7

Conference: 10-4

Home: 11-4

Away: 10-2

Neutral: 0-1

	11/15/2009	at Pitt-Bradford	W	87-81	
	11/18/2009	at Penn St.-Hazleton	W	88-72	
#	11/21/2009	FRANCISCAN	W	84-53	
#	11/22/2009	STATEN ISLAND	W	79-50	
	11/29/2009	SUSQUEHANNA	W	88-77	
*	12/2/2009	LEBANON VALLEY	L	67-70	
*	12/5/2009	at Widener	W	91-85	
	12/8/2009	JUNIATA	W	92-66	
	12/12/2009	WILKES	L	70-82	
	12/20/2009	DICKINSON	W	89-74	
	12/30/2009	at Shenandoah	W	78-67	
	1/4/2010	at New Jersey City	W	71-56	
*	1/9/2010	at Albright	W	74-69	
*	1/13/2010	MESSIAH	W	67-62	
*	1/16/2010	at Arcadia	W	79-52	
*	1/20/2010	ELIZABETHTOWN	W	89-74	
*	1/23/2010	at Alvernia	W	83-73	
	1/26/2010	at Penn College	W	113-89	
*	1/30/2010	ALBRIGHT	L	80-84	
*	2/3/2010	at Lebanon Valley	L	72-75	OT
*	2/7/2010	ARCADIA	W	69-68	
*	2/13/2010	ALVERNIA	W	84-77	
*	2/16/2010	at Messiah	W	79-66	
*	2/18/2010	at Elizabethtown	L	85-92	
*	2/20/2010	WIDENER	W	76-74	
p	2/24/2010	ELIZABETHTOWN	W	90-81	
p	2/27/2010	ALBRIGHT	L	74-87	
N	3/5/2010	vs Wilmington (Del.)	L	74-78	
# Tip-Off Tournament					
p Commonwealth Conference Tournament					
N NCAA Division III Tournament (Harrisonburg, Va.)					

2010-11

Head Coach: Guy Rancourt

Overall: 15-10

Conference: 5-9

Home: 10-4

Away: 5-6

	11/15/2010	PITT-BRADFORD	W	91-66
	11/17/2010	PENN STATE HAZLETON	W	90-46
#	11/19/2010	PSU WILKES-BARRE	W	98-58
#	11/20/2010	JOHNSON & WALES	W	83-75
	11/23/2010	at Susquehanna	W	82-63
*	12/1/2010	at Messiah	L	67-70



The 2012-13 Warriors reached the Commonwealth Conference finals for the fourth time in six years.

*	12/4/2010	ALBRIGHT.....	L	56-64	
	12/7/2010	at Juniata	L	72-75	
	12/11/2010	at Wilkes.....	W	72-71	
	12/19/2010	at Dickinson.....	W	76-66	
	12/30/2010	SHENANDOAH.....	W	98-78	
!	1/3/2011	PENN STATE DUBOIS.....	W	88-60	
!	1/4/2011	DELAWARE VALLEY.....	W	92-76	
*	1/8/2011	WIDENER.....	L	74-75	
*	1/12/2011	at Lebanon Valley.....	W	74-68	
*	1/15/2011	at Arcadia.....	W	79-70	
*	1/19/2011	at Elizabethtown.....	L	66-76	
*	1/22/2011	ALVERNIA.....	L	56-62	
*	1/29/2011	at Albright.....	L	86-88	O2
*	2/2/2011	LEBANON VALLEY.....	L	70-78	
*	2/5/2011	ARCADIA.....	W	73-59	
*	2/9/2011	ELIZABETHTOWN.....	W	93-77	
*	2/12/2011	at Alvernia.....	L	82-89	
*	2/15/2011	MESSIAH.....	W	68-55	
*	2/19/2011	at Widener.....	L	83-93	O2

Tip-Off Tournament

! Louis Fleming Basinger Memorial Tournament

2011-12

Head Coach: Guy Rancourt

Overall: 19-8

Conference: 8-6

Home: 10-5

Away: 9-3

	11/15/2011	at Penn St.-Wilkes-Barre.....	W	97-63	
	11/18/2011	STATEN ISLAND.....	W	90-86	OT
	11/19/2011	HUNTER.....	W	93-68	
	11/22/2011	SUSQUEHANNA.....	W	67-66	
*	11/30/2011	at Albright.....	W	84-82	
*	12/3/2011	at Alvernia.....	W	68-66	
	12/6/2011	JUNIATA.....	W	71-50	
	12/10/2011	WILKES.....	W	90-88	
	12/17/2011	at Mount Aloysius.....	W	116-101	
	12/29/2011	PENN STATE BEHREND.....	W	65-58	
	1/2/2012	PENN STATE ABINGTON.....	W	106-73	
	1/3/2012	MOUNT UNION.....	W	91-75	
	1/7/2012	at King's (Pa).....	L	80-82	
*	1/11/2012	LEBANON VALLEY.....	W	92-61	
*	1/14/2012	at Arcadia.....	W	74-64	
*	1/18/2012	MESSIAH.....	L	52-60	
*	1/21/2012	at Widener.....	W	66-62	
*	1/25/2012	ELIZABETHTOWN.....	L	66-69	
*	1/28/2012	at Lebanon Valley.....	W	77-72	
*	2/1/2012	ALBRIGHT.....	L	77-92	
*	2/4/2012	ARCADIA.....	W	81-74	
*	2/8/2012	at Messiah.....	L	57-59	OT
*	2/11/2012	WIDENER.....	L	69-70	
*	2/14/2012	at Elizabethtown.....	W	69-68	
*	2/18/2012	ALVERNIA.....	L	60-68	
p	2/22/2012	at Widener.....	W	79-77	OT
p	2/25/2012	at Messiah.....	L	59-68	

2012-13

Head Coach: Guy Rancourt

Overall: 17-10

Conference: 10-8

Home: 9-5

Away: 8-5

	11/16/2012	PENN STATE WILKES-BARRE.....	W	88-45	
	11/17/2012	SALISBURY.....	L	82-85	
	11/20/2012	at Susquehanna.....	W	80-69	
	11/25/2012	at Wilkes.....	W	109-102	OT
*	11/28/2012	ALVERNIA.....	W	75-62	
*	12/1/2012	HOOD.....	W	78-76	
*	12/5/2012	at Elizabethtown.....	W	88-71	
*	12/8/2012	ARCADIA.....	W	90-72	
*	12/14/2012	MESSIAH.....	W	70-54	
*	12/16/2012	KING'S (PA.).....	W	74-65	
	12/29/2012	CAIRN.....	W	103-27	
	12/30/2012	JOHN JAY.....	W	100-72	
*	1/5/2013	at Widener.....	L	78-86	
*	1/9/2013	LEBANON VALLEY.....	L	86-90	
*	1/12/2013	at Stevenson.....	W	104-100	OT
*	1/16/2013	at Albright.....	L	78-83	
*	1/19/2013	ELIZABETHTOWN.....	L	87-92	OT
*	1/23/2013	at Alvernia.....	L	71-73	OT
*	1/26/2013	WIDENER.....	W	88-71	
*	1/30/2013	at Messiah.....	W	67-66	
*	2/2/2013	STEVENSON.....	L	76-82	
*	2/6/2013	at Lebanon Valley.....	L	75-84	
*	2/9/2013	at Arcadia.....	W	82-76	OT
*	2/12/2013	ALBRIGHT.....	L	87-90	
*	2/16/2013	at Hood.....	W	97-95	O2
p	2/20/2013	at Albright.....	W	80-78	
p	2/23/2013	at Alvernia.....	L	68-78	

2013-14

Head Coach: Guy Rancourt

Overall: 13-11

Conference: 9-9

Home: 9-6

Away: 4-5

	11/15/2013	PENN COLLEGE.....	W	94-77	
	11/16/2013	JOHN JAY.....	W	104-98	
	11/19/2013	SUSQUEHANNA.....	L	84-99	
*	11/26/2013	ELIZABETHTOWN.....	W	101-87	
	12/1/2013	RUTGERS-CAMDEN.....	W	91-77	
*	12/4/2013	at Alvernia.....	L	66-67	
*	12/7/2013	at Hood.....	L	89-100	
	12/30/2013	UNIV. OF NEW ENGLAND.....	W	75-51	
	12/31/2013	MCDANIEL.....	L	57-62	
*	1/4/2014	at Arcadia.....	L	76-79	
*	1/8/2014	at #22 Messiah.....	L	76-79	
*	1/11/2014	at Widener.....	W	72-53	
*	1/15/2014	at Lebanon Valley.....	W	87-73	
*	1/19/2014	STEVENSON.....	L	74-79	
*	1/22/2014	ALBRIGHT.....	L	61-71	
*	1/25/2014	at Elizabethtown.....	W	69-59	
*	1/29/2014	ALVERNIA.....	L	63-78	



The 2014-15 Warriors clinched the top seed in the Commonwealth Conference with a 13-3 league record.

* 2/1/2014	WIDENER.....	L	54-70
* 2/5/2014	#22 MESSIAH.....	W	81-73
* 2/8/2014	at Stevenson.....	L	67-80
* 2/12/2014	LEBANON VALLEY.....	W	65-63
* 2/15/2014	ARCADIA.....	W	82-63
* 2/18/2014	at Albright.....	W	68-65
* 2/22/2014	HOOD.....	W	72-60

2014-15

Head Coach: Guy Rancourt

Overall: 18-8

Conference: 13-3

Home: 9-4

Away: 8-4

Neutral: 1-0

11/15/2014	PENN ST. SCHUYLKILL.....	W	91-57
11/16/2014	PLATTSBURGH STATE.....	L	64-78
11/18/2014	at Susquehanna.....	L	71-91
* 11/22/2014	at Alvernia.....	W	67-64
11/29/2014	vs SUNYIT.....	W	81-67
11/30/2014	at Hamilton.....	L	62-66
* 12/3/2014	MESSIAH.....	W	79-70
* 12/6/2014	at Hood.....	L	70-72
12/14/2014	at Penn College.....	W	86-71
12/29/2014	PENN STATE BRANDYWINE.....	W	98-75
12/30/2014	SUSQUEHANNA.....	L	75-85
* 1/3/2015	WIDENER.....	W	69-64
* 1/7/2015	ALBRIGHT.....	W	81-78
* 1/10/2015	at Arcadia.....	W	72-60
* 1/14/2015	at Lebanon Valley.....	W	76-69
* 1/17/2015	STEVENSON.....	L	73-79
1/21/2015	at Penn St. Lehigh Vall.....	W	67-64
* 1/24/2015	ALVERNIA.....	W	85-66
* 1/28/2015	at Messiah.....	W	66-64
* 1/31/2015	HOOD.....	W	96-78
* 2/4/2015	at Widener.....	W	63-52
* 2/7/2015	at Albright.....	L	55-71
* 2/11/2015	ARCADIA.....	W	89-86
* 2/14/2015	LEBANON VALLEY.....	W	67-59
* 2/17/2015	at Stevenson.....	W	76-74
p 2/25/2015	ALVERNIA.....	L	74-96

2015-16

Head Coach: Guy Rancourt

Overall: 19-10

Conference: 8-8

Home: 11-4

Away: 8-6

11/13/2015	PENN ST.-SCHUYLKILL.....	W	97-75
11/14/2015	MISERICORDIA.....	W	86-78
11/17/2015	at Fredonia.....	W	69-49
11/23/2015	SUSQUEHANNA.....	L	86-97
* 12/2/2015	ALVERNIA.....	W	80-66
* 12/5/2015	STEVENSON.....	W	78-66
* 12/9/2015	ARCADIA.....	L	77-81
12/12/2015	GORDON.....	W	77-64

12/13/2015	PENN COLLEGE.....	W	90-72
12/29/2015	WASHINGTON (MD.).....	W	67-56
12/30/2015	OLD WESTBURY.....	W	82-60
* 1/2/2016	at Widener.....	L	74-81
* 1/6/2016	at Messiah.....	W	74-62
* 1/9/2016	at Hood.....	W	79-66
* 1/13/2016	at Albright.....	W	82-77
* 1/16/2016	LEBANON VALLEY.....	W	96-87
1/20/2016	at Penn State Altoona.....	W	71-54
* 1/27/2016	at Alvernia.....	L	79-83
* 1/30/2016	WIDENER.....	W	70-63
* 2/1/2016	at Stevenson.....	L	68-73
* 2/3/2016	MESSIAH.....	L	47-68
* 2/6/2016	at Arcadia.....	L	84-86
* 2/10/2016	ALBRIGHT.....	L	59-65
* 2/13/2016	HOOD.....	W	62-55
* 2/20/2016	at Lebanon Valley.....	L	70-76
P 2/22/2016	at Stevenson.....	W	89-75
P 2/24/2016	at Alvernia.....	W	69-53
P 2/27/2016	at Arcadia.....	W	78-73
N 3/4/2016	at #4 Christopher Newport.....	L	71-79

2016-17

Head Coach: Guy Rancourt

Overall: 24-5

Conference: 13-3

Home: 15-3

Away: 8-2

Neutral: 1-0

11/15/2016	FREDONIA.....	W	80-66
11/18/2016	PENN ST. SCHUYLKILL.....	W	111-81
11/19/2016	WESTERN CONN. ST.....	W	103-90
11/22/2016	at #25 Susquehanna.....	L	74-75
11/27/2016	PENN ST. ALTOONA.....	W	85-67
* 11/30/2016	at Messiah.....	W	87-75
* 12/3/2016	HOOD.....	W	61-60
* 12/10/2016	at Widener.....	W	74-62
* 12/13/2016	ALVERNIA.....	W	86-85
12/16/2016	NAZARETH.....	W	86-78
12/18/2016	SUNY POTSDAM.....	W	86-64
12/29/2016	FREDONIA.....	W	65-47
12/30/2016	DELAWARE VALLEY.....	W	65-63
* 1/4/2017	LEBANON VALLEY.....	L	72-80
* 1/7/2017	at Stevenson.....	W	85-78
* 1/11/2017	at Albright.....	W	76-70
* 1/15/2017	ARCADIA.....	W	69-67
* 1/21/2017	at Hood.....	W	73-68
* 1/25/2017	MESSIAH.....	L	80-91
* 1/28/2017	WIDENER.....	L	70-72
* 2/1/2017	at Alvernia.....	W	78-61
* 2/4/2017	at Arcadia.....	W	107-96
* 2/11/2017	ALBRIGHT.....	W	90-83
* 2/14/2017	at Lebanon Valley.....	W	87-54
* 2/18/2017	STEVENSON.....	W	97-81



The 2016-17 Warriors won a school-record 24 games and reached the second round of the NCAA Tournament.

p	2/22/2017	LEBANON VALLEY	W	88-64
p	2/25/2017	ALBRIGHT.....	W	76-62
N	3/3/2017	vs Cabrini.....	W	86-70
N	3/4/2017	at #6 Middlebury.....	L	76-95

Global Key

HOME GAMES IN ALL CAPS

* conference game

P conference playoff game

N NCAA Division III Tournament playoff game



Dutch Burch coaches from the sidelines in Lamade Gym during the opening round of the 1984-85 Middle Atlantic Conference Northern Division Tournament.

All-Time Postseason Appearances

1965-66

MAC College Division Championship (0-1)

Semifinals

p 2/25/1966 vs AlbrightL 68-76

1967-68

MAC Northern Division Championship (1-1)

Semifinals

p 3/1/1968 vs Delaware ValleyW 67-60

Championship

p 3/2/1968 vs WagnerL 70-90

1972-73

MAC Northern Division Championship (0-1)

Semifinals

p 3/2/1973 at Scranton.....L 88-100

1973-74

MAC Northern Division Championship (1-1)

Semifinals

p 3/1/1974 vs Elizabethtown.....W 79-75

Championship

p 3/2/1974 vs ALBRIGHT.....L 63-83

1975-76

MAC Northern Division Championship (0-1)

Semifinals

p 2/27/1976 at Scranton.....L 59-76

1977-78

MAC Northern Division Championship (1-1)

Semifinals

p 2/24/1978 vs Elizabethtown.....W 54-51

Championship

p 2/25/1978 at Scranton.....L 50-52

1979-80

MAC Northern Division Championship (0-1)

Semifinals

p 2/22/1980 at Scranton.....L 56-74

1980-81

MAC Northern Division Championship (0-1)

Semifinals

p 2/25/1981 vs Scranton.....L 66-80

1983-84

MAC Northern Division Championship (0-1)

Semifinals

p 2/24/1984 vs King's (Pa).....L 48-53

1984-85

MAC Northern Division Championship (1-1)

Semifinals

p 2/22/1985 WILKES.....W 60-58

Championship

p 2/23/1985 SCRANTON.....L 50-56

NCAA Division III Tournament (1-1)

First Round

N 3/1/1985 vs Widener.....L 52-54

Consolation Game

N 3/2/1985 vs Washington & JeffersonW 102-92 O2

1985-86

MAC Northern Division Championship (0-1)

Semifinals

p 2/21/1986 at Scranton.....L 66-70 O3

1995-96

Middle Atlantic Conference Championship (1-1)

Quarterfinals

p 2/20/1996 ELIZABETHTOWN.....W 61-60

Semifinals

p 2/22/1996 at SusquehannaL 66-73

NCAA Division III Tournament (1-1)

First Round

N 2/29/1996 GETTYSBURG.....W 103-75

Second Round

N 3/2/1996 at Franklin & Marshall.....L 61-72

1996-97

Middle Atlantic Conference Championship (0-1)

Quarterfinals

p 2/25/1997 ELIZABETHTOWN.....L 69-79

1998-99

Middle Atlantic Conference Championship (0-1)

Quarterfinals

p 2/23/1999 at Lebanon ValleyL 69-78

1999-00

Middle Atlantic Conference Championship (0-1)

Quarterfinals

p 2/22/2000 at Widener.....L 62-70

2000-01

Freedom Conference Championship (0-1)

Semifinals

p 2/21/2001 at Scranton.....L 74-85



The 2011-12 Warriors reached the Commonwealth Conference Championship game for the third time in five years.

All-Time Postseason Appearances

2001-02

Freedom Conference Championship (2-0)

Semifinals

p 2/20/2002 SCRANTON W 70-67

Championship

p 2/23/2002 at King's (Pa)..... W 72-64

NCAA Division III Tournament (1-1)

First Round

N 2/28/2002 at Gettysburg W 78-59

Second Round

N 3/2/2002 at Randolph-Macon L 62-79

2002-03

Freedom Conference Championship (0-1)

Semifinals

p 2/26/2003 at DeSales L 73-88

2003-04

Freedom Conference Championship (2-0)

Semifinals

p 2/25/2004 at King's (Pa)..... W 74-63

Championship

p 2/28/2004 WILKES W 78-70

NCAA Division III Tournament (1-1)

First Round

N 3/4/2004 LEHMAN W 74-68

Second Round

N 3/6/2004 at New Jersey City L 67-74

2005-06

Freedom Conference Championship (0-1)

Semifinals

p 2/22/2006 at Scranton..... L 41-53

2007-08

Commonwealth Conference Championship (1-1)

Semifinals

p 2/27/2008 LEBANON VALLEY W 71-56

Championship

p 3/1/2008 WIDENER..... L 61-75

2009-10

Commonwealth Conference Championship (1-1)

Semifinals

p 2/24/2010 ELIZABETHTOWN W 90-81

Championship

p 2/27/2010 ALBRIGHT..... L 74-87

NCAA Division III Tournament (0-1)

First Round

N 3/5/2010 vs Wilmington (Del.)..... L 74-78

2011-12

Commonwealth Conference Championship (1-1)

Semifinals

p 2/22/2012 at Widener..... W 79-77 OT

Championship

p 2/25/2012 at Messiah..... L 59-68

2012-13

Commonwealth Conference Championship (1-1)

Semifinals

p 2/20/2013 at Albright W 80-78

Championship

p 2/23/2013 at Alvernia L 68-78

2014-15

Commonwealth Conference Championship (0-1)

Semifinals

p 2/25/2015 ALVERNIA L 74-96

2015-16

MAC Commonwealth Championship (3-0)

First Round

P 2/22/2016 at Stevenson W 89-75

Semifinals

P 2/24/2016 at Alvernia W 69-53

Championship

P 2/27/2016 at Arcadia..... W 78-73

NCAA Division III Tournament (0-1)

First Round

N 3/4/2016 at #4 Christopher Newport L 71-79

2016-17

MAC Commonwealth Championship (2-0)

Semifinals

p 2/22/2017 LEBANON VALLEY W 88-64

Championship

p 2/25/2017 ALBRIGHT..... W 76-62

NCAA Division III Tournament (0-1)

First Round

N 3/3/2017 vs Cabrini..... W 86-70

Second Round

N 3/4/2017 at #6 Middlebury..... L 76-95

Postseason Totals

Overall	23-30
Home	10-5
Road	8-18
Neutral.....	5-7
Overtime.....	2-1
NCAA Division III Tournament	5-7
Overall MAC Tournaments	18-23
MAC Northern Division Chamionship	4-11
MAC Championship	1-4
Freedom Conference Tournament.....	4-3
MAC Commonwealth Tournament.....	9-5



vs. Nationally-Ranked Opponents



Michael Rudy posted 18 points, 11 rebounds and four blocks to lead the Warriors to an 81-73 win over No. 22 Messiah in 2014.

In the D3hoops.com Poll

Since the start of the D3hoops.com poll in 1999, the Warriors have frequently been mentioned in the poll. Below are the weeks the team has been mentioned in the poll.

Date	Votes	Pos	Real Pos
4/1/2002	21	RV	28
2/15/2004	1	RV	T-39
2/29/2004	3	RV	T-37
4/1/2004	4	RV	T-34
10/1/2004	8	RV	T-49
11/22/2004	9	RV	T-41
11/29/2004	14	RV	38
12/5/2004	26	RV	30
12/12/2004	62	RV	26
12/19/2004	47	RV	26
1/2/2005	8	RV	34
1/17/2010	5	RV	34
1/24/2010	16	RV	28
1/1/2012	8	RV	T-41
1/22/2012	4	RV	T-37
1/29/2012	2	RV	T-42
2/5/2012	1	RV	T-44
2/12/2012	6	RV	41
12/2/2012	1	RV	T-47
12/9/2012	5	RV	40
12/16/2012	8	RV	37
1/3/2013	20	RV	35
1/7/2013	3	RV	T-41
1/28/2013	2	RV	T-41
10/31/2016	42	RV	30
11/27/2016	21	RV	38
12/5/2016	23	RV	T-31
12/12/2016	27	RV	33
12/18/2016	35	RV	29
1/2/2017	41	RV	29
1/8/2017	14	RV	31
1/16/2017	29	RV	28
1/22/2017	36	RV	27
2/20/2017	42	25	25
2/27/2017	143	15	15
3/21/2017	74	24	24

All-Time vs. Ranked Opponents

Below are the scores for Lycoming's games against nationally-ranked opponents since the start of the D3hoops.com in 1998. D3hoops.com began its national poll in 1999.

Date	Oponent	Score
p 2/23/1999	at #8 Lebanon Valley	L 69-78
p 2/22/2000	at #19 Widener	L 62-70
* 1/10/2001	at #3 Wilkes	L 81-89
* 2/6/2001	#12 WILKES	L 77-80
12/17/2001	at #8 Catholic	L 70-87
p 2/28/2002	at #23 Gettysburg	W 78-59
p 3/2/2002	at #10 Randolph-Macon	L 62-79
* 1/28/2004	#17 DESALES	W 71-64
* 2/21/2004	at #20 DeSales	L 62-71
! 12/30/2005	vs #17 Baldwin-Wallace	L 63-80
! 11/18/2006	#15 RANDOLPH-MACON	L 66-81
* 1/22/2008	#25 ELIZABETHTOWN	W 79-78 OT
1/20/2009	#18 CARNEGIE MELLON	L 56-71
* 1/8/2014	at #22 Messiah	L 76-79
* 2/5/2014	#22 MESSIAH	W 81-73
N 3/4/2016	at #4 Christopher Newport	L 71-79
11/22/2016	at #25 Susquehanna	L 74-75
N 3/4/2017	at #6 Middlebury	L 76-95

4-14 Overall
0-2 vs. Top 5
0-5 vs. Top 10



All-Time 100-Point Games



Ron Travis scored 20 points in the Warriors' school-record 125-101 win over Muhlenberg in 1967. It was Travis' last collegiate game.

* 1/25/1967	MUHLENBERG.....W	125-101	
1/13/1968	MILLERSVILLE.....W	123-109	
* 2/11/1976	ALBRIGHT.....W	122-91	
1/28/1967	at Millersville.....L	121-143	
* 1/26/1968	SUSQUEHANNA.....W	120-99	
* 1/15/1969	SCRANTON.....W	119-96	
2/1/1967	LINCOLN (PA).....W	118-96	
* 1/27/1971	WAGNER.....W	117-97	
* 2/18/1967	at Western Maryland.....W	117-102	
12/1/1971	BOWIE STATE.....W	116-87	
12/17/2011	at Mount Aloysius.....W	116-101	
* 1/5/1966	JUNIATA.....W	115-76	
1/26/2010	at Penn College.....W	113-89	
12/1/1966	BOWIE STATE.....W	113-85	
* 12/13/1968	WAGNER.....L	113-119	OT
12/2/1997	PHILADELPHIA BIBLICAL.....W	112-83	
1/29/1996	JUNIATA.....W	112-62	
1/17/1953	HARPUR.....W	112-49	
11/18/2016	PENN ST. SCHUYLKILL.....W	111-81	
11/30/1995	BLOOMFIELD.....W	110-89	
2/1/1972	at Juniata.....W	110-82	
1/15/1955	SUSQUEHANNA.....W	110-75	
1/10/1953	SUSQUEHANNA.....W	110-60	
! 12/19/1975	at Bentley.....L	110-113	OT
* 12/8/1965	WILKES.....W	110-103	
* 12/17/1968	WILKES.....W	109-89	
11/25/2012	at Wilkes.....W	109-102	OT
11/22/1997	at Dickinson.....W	109-69	
1/14/1977	DREW.....W	108-85	
1/26/1987	BAPTIST BIBLE (PA).....W	108-75	
* 2/4/1995	UPSALA.....W	108-75	
* 2/27/1965	DREW.....W	108-73	
! 11/17/1995	GWYNEDD-MERCY.....W	108-70	
* 2/4/2017	at Arcadia.....W	107-96	
1/27/1965	DELAWARE VALLEY.....W	107-78	
1/5/1999	ELMIRA.....W	107-100	
1/2/2012	PENN STATE ABINGTON.....W	106-73	
* 2/19/1966	SUSQUEHANNA.....W	105-86	
* 2/3/1968	WASHINGTON (MD).....W	105-75	
! 11/22/2002	VALLEY FORGE CHRISTIAN.....W	105-73	
11/16/2013	JOHN JAY.....W	104-98	
* 1/12/2013	at Stevenson.....W	104-100	OT
1/4/2003	MARYMOUNT (VA).....W	104-90	
3/3/1956	WEST CHESTER.....W	104-88	
* 1/30/1965	SCRANTON.....W	104-82	
* 12/2/1995	at Delaware Valley.....W	104-63	
* 12/4/1968	at Susquehanna.....W	104-101	
* 12/13/1967	ELIZABETHTOWN.....W	104-100	
11/19/2016	WESTERN CONN. ST.....W	103-90	
12/29/2012	CAIRN.....W	103-27	
* 1/22/1977	DELAWARE VALLEY.....W	103-95	
# 12/8/1995	vs Alvernia.....W	103-93	
1/30/1997	BAPTIST BIBLE (PA).....W	103-89	
* 1/4/1967	at Juniata.....W	103-85	
12/2/1964	BOWIE STATE.....W	103-77	
N 2/29/1996	GETTYSBURG.....W	103-75	
2/28/1953	BLOOMSBURG.....W	103-67	
N 3/2/1985	vs Washington & Jefferson.....W	102-92	O2
1/28/1974	DICKINSON.....W	102-77	
* 12/6/1995	DREW.....W	102-77	
1/31/1951	MANSFIELD.....W	102-65	
3/4/1953	YESHIVA.....W	102-55	
* 11/26/2013	ELIZABETHTOWN.....W	101-87	
* 2/20/1965	at Susquehanna.....W	101-90	
# 12/29/1971	vs Wilkes.....W	101-88	
1/8/1969	at RIT.....W	101-81	
* 1/27/1968	DREW.....W	101-61	
11/28/2007	at Penn St.-Harrisburg.....W	101-56	
12/2/1972	at Bowie State.....L	101-106	OT
12/5/1992	BAPTIST BIBLE (PA).....W	100-97	
* 2/9/1966	at Wilkes.....W	100-95	
1/18/1956	MORAVIAN.....W	100-94	
11/21/1995	MISERICORDIA.....W	100-94	
! 11/19/1999	BLOOMFIELD.....W	100-90	
* 2/8/1964	WILKES.....W	100-77	
12/11/1999	D'YOUVILLE.....W	100-66	
2/1/1954	at Susquehanna.....W	100-48	
1/15/1975	WAGNER.....W	100-46	
* 2/27/1963	SCRANTON.....L	100-113	
# 1/10/1998	at Elizabethtown.....L	100-109	
12/30/2012	JOHN JAY.....W	100-72	



All-Time Overtime Games

30-24 Overall

*	2/18/1961	at Juniata	W 92-82	O2
	2/6/1962	LOCK HAVEN	W 92-85	OT
*	12/13/1968	WAGNER	L113-119	OT
*	2/4/1970	WILKES	L 75-85	OT
!	12/4/1971	vs West Virginia Tech.....	L 71-74	OT
#	12/28/1971	vs East Stroudsburg.....	L 81-91	OT
*	2/9/1972	at Elizabethtown.....	W 98-94	OT
	12/2/1972	at Bowie State	L101-106	OT
	1/30/1974	at Juniata	L 90-95	OT
!	12/19/1975	at Bentley.....	L110-113	OT
*	12/12/1978	at Wilkes.....	L 60-62	OT
*	1/23/1980	at Juniata	L 44-46	OT
	1/26/1980	PHILADELPHIA TEXTILE	W 65-63	OT
*	1/16/1981	at FDU-Madison	W 56-53	OT
*	12/1/1984	at Wilkes.....	L 54-58	OT
N	3/2/1985	vs Washington & Jefferson	W102-92	O2
p	2/21/1986	at Scranton.....	L 66-70	O3
*	1/21/1987	ELIZABETHTOWN	L 67-69	OT
*	1/24/1987	DREW.....	W 67-63	OT
*	2/7/1987	WILKES.....	L 89-92	O2
#	12/8/1989	vs Eastern.....	L 73-76	OT
*	2/7/1990	at Albright	W 67-65	OT
*	1/7/1995	at Upsala	L 89-98	OT
*	1/16/1999	FDU-MADISON.....	W 89-86	O2
*	1/24/2001	at King's (Pa).....	W 97-94	O2
	11/20/2001	MISERICORDIA	W 82-77	OT
*	1/16/2002	KING'S (PA).....	W 96-94	O2
*	1/30/2002	at Wilkes.....	W 95-93	OT
*	2/5/2003	WILKES	W 67-66	OT
*	2/11/2004	KING'S (PA).....	W 77-74	OT
!	11/19/2004	ALFRED	W 88-82	OT
	11/23/2004	ELIZABETHTOWN	W 92-89	OT
*	2/2/2005	at Scranton.....	L 75-77	OT
*	2/15/2005	WILKES	W 68-67	OT
	12/10/2005	SUSQUEHANNA.....	W 80-74	OT
*	1/22/2008	ELIZABETHTOWN	W 79-78	OT
*	2/5/2008	at Lebanon Valley	W 79-75	O2
*	2/17/2009	MESSIAH.....	L 69-73	OT
*	2/3/2010	at Lebanon Valley	L 72-75	OT
*	1/29/2011	at Albright	L 86-88	O2
*	2/19/2011	at Widener.....	L 83-93	O2
	11/18/2011	STATEN ISLAND.....	W 90-86	OT
*	2/8/2012	at Messiah.....	L 57-59	OT
p	2/22/2012	at Widener.....	W 79-77	OT
	11/25/2012	at Wilkes.....	W109-102	OT
*	1/12/2013	at Stevenson.....	W104-100	OT
*	1/19/2013	ELIZABETHTOWN	L 87-92	OT
*	1/23/2013	at Alvernia	L 71-73	OT
*	2/9/2013	at Arcadia.....	W 82-76	OT
*	2/16/2013	at Hood.....	W 97-95	O2
*	1/7/2015	ALBRIGHT.....	W 81-78	OT
*	1/17/2015	STEVENSON.....	L 73-79	OT
*	1/13/2016	at Albright	W 82-77	OT
*	1/30/2016	WIDENER.....	W 70-63	OT



Anthony Martin scored a career-high 35 points in Lycoming's 97-95 double-overtime win over Hood on Feb. 16, 2013, helping the Warriors clinch a playoff spot in the regular-season finale.

Game-by-Game vs. Opponents



Date	Site	Score
vs Albright (31-41)		
* 1/26/1963	at Albright	L 55-77
* 1/8/1964	Williamsport	L 67-72
* 1/9/1965	at Albright	L 46-84
* 1/8/1966	Williamsport	W 73-59
p 2/25/1966	at Philadelphia	L 68-76
* 1/6/1967	at Albright	L 72-87
* 1/6/1968	Williamsport	W 89-83
* 1/4/1969	at Albright	L 92-107
* 1/3/1970	Williamsport	W 87-76
* 2/17/1971	at Albright	L 64-83
* 2/16/1972	Williamsport	L 79-91
* 2/14/1973	at Albright	L 55-72
* 2/13/1974	Williamsport	W 80-76
p 3/2/1974	at Scranton, Pa.	L 63-83
* 2/12/1975	at Albright	L 59-65
* 2/11/1976	Williamsport	W 122-91
* 2/9/1977	at Albright	L 66-77
* 1/11/1978	at Albright	L 56-59
* 2/8/1978	Williamsport	W 56-53
* 1/10/1979	Williamsport	L 53-66
* 2/7/1979	at Albright	L 59-69
* 1/9/1980	at Albright	L 69-95
* 2/6/1980	Williamsport	W 75-63
* 1/13/1981	at Albright	L 43-47
* 2/10/1981	Williamsport	W 63-58
* 1/13/1982	at Albright	L 57-68
* 2/10/1982	Williamsport	W 64-40
* 1/12/1983	Williamsport	L 51-57
* 2/9/1983	at Albright	L 50-51
* 1/11/1984	at Albright	L 59-66
* 2/4/1984	Williamsport	W 57-43
* 1/9/1985	at Albright	W 60-42
* 2/6/1985	Williamsport	W 73-57
* 1/8/1986	Williamsport	W 82-72
* 2/5/1986	at Albright	L 63-81
* 1/14/1987	at Albright	W 38-36
* 2/11/1987	Williamsport	L 52-63
* 1/13/1988	Williamsport	W 73-65
* 2/10/1988	at Albright	W 68-62
* 1/11/1989	at Albright	W 72-69
* 2/8/1989	Williamsport	L 65-87
* 1/10/1990	at Albright	L 39-57
* 2/7/1990	at Albright	W 67-65
* 1/9/1991	at Albright	L 46-78
* 2/6/1991	Williamsport	W 96-66
* 1/15/1992	Williamsport	L 64-81
* 2/12/1992	at Albright	L 65-77
* 1/27/1993	Williamsport	L 70-89
* 2/13/1993	at Albright	L 62-89
* 2/2/2008	Williamsport	W 76-53
* 2/16/2008	at Albright	W 75-73
* 1/24/2009	Williamsport	W 77-57
* 2/21/2009	at Albright	L 70-72
* 1/9/2010	at Albright	W 74-69
* 1/30/2010	Williamsport	L 80-84
p 2/27/2010	Williamsport	L 74-87
* 12/4/2010	Williamsport	L 56-64
* 1/29/2011	at Albright	L 86-88
* 11/30/2011	at Albright	W 84-82
* 2/1/2012	Williamsport	L 77-92
* 1/16/2013	at Albright	L 78-83
* 2/12/2013	Williamsport	L 87-90
p 2/20/2013	at Albright	W 80-78
* 1/22/2014	Williamsport	L 61-71
* 2/18/2014	at Albright	W 68-65
* 1/7/2015	Williamsport	W 81-78
* 2/7/2015	at Albright	L 55-71
* 1/13/2016	at Albright	W 82-77
* 2/10/2016	Williamsport	L 59-65

* 1/11/2017	at Albright	W 76-70
* 2/11/2017	Williamsport	W 90-83
p 2/25/2017	Williamsport	W 76-62

Conference: 28-37

Home: 19-15

Away: 12-24

Neutral: 0-2

vs Alfred (2-1)

1/16/1974	at Alfred	L 91-92
2/8/1975	Williamsport	W 88-64
11/19/2004	Williamsport	W 88-82

Home: 2-0

Away: 0-1

vs Alvernia (17-15)

1/26/1985	Williamsport	W 80-54
1/25/1986	at Alvernia	W 65-55
1/31/1987	Williamsport	W 73-51
1/30/1988	at Alvernia	W 79-54
12/8/1988	at Center Valley, Pa.	W 75-69
1/28/1989	Williamsport	L 44-50
1/27/1990	at Alvernia	L 59-85
12/8/1995	at Elizabethtown, Pa.	W 103-93
1/7/1998	Williamsport	L 74-77
11/30/1998	at Alvernia	L 82-92
11/29/1999	Williamsport	W 82-80
11/27/2000	at Alvernia	L 80-93
11/26/2001	Williamsport	L 56-62
* 1/23/2010	at Alvernia	W 83-73
* 2/13/2010	Williamsport	W 84-77
* 1/22/2011	Williamsport	L 56-62
* 2/12/2011	at Alvernia	L 82-89
* 12/3/2011	at Alvernia	W 68-66
* 2/18/2012	Williamsport	L 60-68
* 11/28/2012	Williamsport	W 75-62
* 1/23/2013	at Alvernia	L 71-73
p 2/23/2013	at Alvernia	L 68-78
* 12/4/2013	at Alvernia	L 66-67
* 1/29/2014	Williamsport	L 63-78
* 11/22/2014	at Alvernia	W 67-64
* 1/24/2015	Williamsport	W 85-66
p 2/25/2015	Williamsport	L 74-96
* 12/2/2015	Williamsport	W 80-66
* 1/27/2016	at Alvernia	L 79-83
P 2/24/2016	at Alvernia	W 69-53
* 12/13/2016	Williamsport	W 86-85
* 2/1/2017	at Alvernia	W 78-61

Conference: 10-6

Home: 8-7

Away: 7-8

Neutral: 2-0

vs American (0-2)

2/26/1949	at American	L 28-61
1/16/1950	Williamsport	L 55-75

Home: 0-1

Away: 0-1

Neutral: 0-0

vs Arcadia (20-5)

12/9/1989	at Center Valley, Pa.	W 77-60
12/10/1994	at Elizabethtown, Pa.	L 72-84
1/9/1998	at Elizabethtown, Pa.	W 85-75
11/18/2000	Williamsport	W 87-56
12/20/2004	at Arcadia	W 67-50
11/27/2005	Williamsport	W 66-52
* 1/17/2009	at Arcadia	L 56-61
* 2/7/2009	Williamsport	W 82-66
* 1/16/2010	at Arcadia	W 79-52
* 2/7/2010	Williamsport	W 69-68
* 1/15/2011	at Arcadia	W 79-70
* 2/5/2011	Williamsport	W 73-59
* 1/14/2012	at Arcadia	W 74-64
* 2/4/2012	Williamsport	W 81-74



Game-by-Game vs. Opponents

* 12/8/2012	Williamsport.....	W	90-72
* 2/9/2013	at Arcadia.....	W	82-76
* 1/4/2014	at Arcadia.....	L	76-79
* 2/15/2014	Williamsport.....	W	82-63
* 1/10/2015	at Arcadia.....	W	72-60
* 2/11/2015	Williamsport.....	W	89-86
* 12/9/2015	Williamsport.....	L	77-81
* 2/6/2016	at Arcadia.....	L	84-86
P 2/27/2016	at Arcadia.....	W	78-73
* 1/15/2017	Williamsport.....	W	69-67
* 2/4/2017	at Arcadia.....	W	107-96

Conference: 14-4**Home: 10-1****Away: 8-3****Neutral: 2-1****vs Army (0-2)**

1/4/1978	at Army.....	L	50-68
12/3/1979	at Army.....	L	82-104

Away: 0-2**vs Baldwin-Wallace (0-1)**

! 12/30/2005	at Wooster, Ohio.....	L	63-80
--------------	-----------------------	---	-------

Neutral: 0-1**vs Baptist Bible (Pa.) (14-4)**

12/3/1974	at Baptist Bible (Pa).....	L	88-99
1/17/1976	Williamsport.....	W	97-64
2/22/1977	at Baptist Bible (Pa).....	W	77-60
2/19/1979	Williamsport.....	W	91-72
2/4/1980	at Baptist Bible (Pa).....	W	51-44
2/1/1981	at Baptist Bible (Pa).....	W	75-71
2/1/1982	at Baptist Bible (Pa).....	L	46-52
1/31/1983	Williamsport.....	W	69-62
1/30/1984	at Baptist Bible (Pa).....	W	82-64
1/28/1985	Williamsport.....	W	67-45
1/26/1987	Williamsport.....	W	108-75
2/6/1989	Williamsport.....	W	95-72
2/5/1990	at Baptist Bible (Pa).....	L	72-106
12/5/1992	Williamsport.....	W	100-97
1/17/1994	at Baptist Bible (Pa).....	L	71-75
1/16/1995	Williamsport.....	W	96-87
2/16/1996	at Baptist Bible (Pa).....	W	98-93
1/30/1997	Williamsport.....	W	103-89

Home: 9-0**Away: 5-4****vs Bentley (0-1)**

12/19/1975	at Bentley.....	L	110-113
------------	-----------------	---	---------

Away: 0-1**vs Binghamton (6-2)**

2/4/1950	Williamsport.....	L	45-48
2/15/1950	at Triple Cities.....	L	60-61
1/6/1951	at Harpur.....	W	88-70
2/17/1951	Williamsport.....	W	90-55
2/9/1952	at Harpur.....	W	77-46
2/29/1952	Williamsport.....	W	82-61
1/17/1953	Williamsport.....	W	112-49
1/15/1954	at Harpur.....	W	83-44

Home: 3-1**Away: 3-1****vs Bloomfield (3-1)**

2/2/1953	Williamsport.....	W	85-64
11/19/1982	Williamsport.....	L	57-65
11/30/1995	Williamsport.....	W	110-89
11/19/1999	Williamsport.....	W	100-90

Home: 3-1**vs Bloomsburg (5-19)**

2/10/1949	at Bloomsburg.....	L	52-64
3/1/1949	Williamsport.....	L	39-72
1/28/1950	Williamsport.....	L	59-67
2/25/1950	at Bloomsburg.....	L	45-65

2/4/1953	at Bloomsburg.....	L	84-93
2/28/1953	Williamsport.....	W	103-67
2/10/1954	Williamsport.....	W	84-67
2/24/1954	at Bloomsburg.....	W	69-67
2/8/1955	at Bloomsburg.....	L	73-90
2/26/1955	Williamsport.....	L	72-77
2/4/1956	Williamsport.....	L	81-89
2/29/1956	at Bloomsburg.....	L	62-89
2/2/1957	at Bloomsburg.....	L	88-90
2/9/1957	Williamsport.....	L	64-68
2/26/1958	at Bloomsburg.....	W	79-67
3/4/1958	Williamsport.....	L	65-79
2/7/1959	Williamsport.....	L	68-76
2/13/1959	at Bloomsburg.....	L	68-76
1/3/1971	at Bloomsburg.....	L	67-87
1/18/1973	Williamsport.....	L	65-89
2/25/1974	at Bloomsburg.....	L	62-80
1/6/1996	at Bloomsburg.....	L	68-83
11/26/2002	at Bloomsburg.....	L	80-90
11/25/2003	Williamsport.....	W	82-62

Home: 3-8**Away: 2-11****vs Bowie State (8-5)**

1/14/1961	Williamsport.....	W	91-89
1/12/1962	at Bowie State.....	L	33-52
12/2/1964	Williamsport.....	W	103-77
12/1/1965	at Bowie State.....	L	68-76
12/1/1966	Williamsport.....	W	113-85
12/7/1968	at Bowie State.....	L	72-79
12/6/1969	Williamsport.....	W	99-80
12/2/1970	at Bowie State.....	L	64-75
12/1/1971	Williamsport.....	W	116-87
12/2/1972	at Bowie State.....	L	101-106
12/1/1973	Williamsport.....	W	87-84
11/30/1974	at Bowie State.....	W	65-64
11/29/1975	Williamsport.....	W	65-60

Home: 7-0**Away: 1-5****vs Bridgewater (Va) (1-0)**

11/21/1997	at Carlisle, Pa.....	W	91-59
------------	----------------------	---	-------

Neutral: 1-0**vs Broome C.C. (1-1)**

2/17/1952	at Binghamton Tech.....	L	82-83
1/9/1954	Williamsport.....	W	96-60

Home: 1-0**Away: 0-1****vs Bucknell (0-15)**

12/5/1977	at Bucknell.....	L	84-99
1/21/1980	at Bucknell.....	L	77-107
12/10/1980	at Bucknell.....	L	69-93
1/4/1982	at Bucknell.....	L	45-71
12/8/1982	at Bucknell.....	L	60-76
11/30/1983	at Bucknell.....	L	55-84
2/4/1985	at Bucknell.....	L	58-71
1/13/1986	at Bucknell.....	L	78-89
1/5/1987	at Bucknell.....	L	52-92
12/11/1987	at Bucknell.....	L	77-104
12/5/1988	at Bucknell.....	L	55-82
12/5/1989	at Bucknell.....	L	45-88
12/5/1990	at Bucknell.....	L	49-97
1/13/1992	at Bucknell.....	L	66-106
1/25/1993	at Bucknell.....	L	62-94

Away: 0-15**vs CCNY (1-0)**

1/8/1994	at Bethlehem, Pa.....	W	79-71
----------	-----------------------	---	-------

Neutral: 1-0



vs Cabrini (3-0)

1/9/2008	at Cabrini	W	85-71
12/17/2008	Williamsport	W	69-65
N 3/3/2017	at Middlebury, Vt.	W	86-70

Home: 1-0

Away: 1-0

Neutral: 1-0

vs Cairn (3-0)

12/2/1997	Williamsport	W	112-83
11/17/2000	Williamsport	W	98-61
12/29/2012	Williamsport	W	103-27

Home: 3-0

vs Carnegie Mellon (1-3)

12/6/2005	at Carnegie Mellon	L	83-99
1/15/2007	Williamsport	W	66-65
1/13/2008	at Carnegie Mellon	L	59-81
1/20/2009	Williamsport	L	56-71

Home: 1-1

Away: 0-2

vs Catholic (0-1)

12/17/2001	at Catholic	L	70-87
------------	-------------	-------	---	-------

Away: 0-1

vs Centenary (N.J.) (1-0)

11/18/1995	Williamsport	W	73-68
------------	--------------	-------	---	-------

Home: 1-0

vs Chowan (2-0)

11/17/2001	Williamsport	W	89-67
12/14/2001	at Chowan	W	87-79

Home: 1-0

Away: 1-0

vs Christopher Newport (0-1)

N 3/4/2016	at #4 Christopher Newport	L	71-79
------------	---------------------------	-------	---	-------

Away: 0-1

vs Clarion (0-1)

1/3/1992	at Clarion	L	77-118
----------	------------	-------	---	--------

Away: 0-1

vs D'Youville (1-0)

12/11/1999	Williamsport	W	100-66
------------	--------------	-------	---	--------

Home: 1-0

vs DeSales (14-13)

12/3/1975	Williamsport	W	98-84
12/1/1976	at Allentown	W	61-58
12/9/1988	at Allentown	W	88-80
1/26/1991	Williamsport	W	80-61
12/9/1992	at Allentown	L	72-83
11/29/1993	Williamsport	L	63-73
* 1/24/1998	Williamsport	W	80-64
* 2/21/1998	at Allentown	W	92-80
* 1/23/1999	at Allentown	W	78-59
* 2/20/1999	Williamsport	L	67-68
* 12/4/1999	Williamsport	W	79-69
* 1/29/2000	at Allentown	L	64-71
* 12/2/2000	at DeSales	L	75-83
* 1/27/2001	Williamsport	W	61-55
* 1/19/2002	at DeSales	L	76-83
* 2/16/2002	Williamsport	W	73-59
* 1/25/2003	Williamsport	W	77-72
* 2/22/2003	at DeSales	L	67-75
p 2/26/2003	at DeSales	L	73-88
* 1/28/2004	Williamsport	W	71-64
* 2/21/2004	at DeSales	L	62-71
* 1/26/2005	at DeSales	L	45-60
* 2/19/2005	Williamsport	L	57-81
* 1/25/2006	Williamsport	L	69-77

* 2/11/2006	at DeSales	W	71-61
* 1/24/2007	at DeSales	L	63-64
* 2/10/2007	Williamsport	W	74-65

Conference: 10-10

Home: 9-4

Away: 5-9

vs Delaware Valley (53-15)

1/8/1949	Williamsport	W	84-47
2/23/1949	at National Agricultural	L	49-52
2/8/1950	at National Agricultural	W	77-67
3/3/1950	Williamsport	W	90-54
1/19/1951	at National Agricultural	W	67-49
3/1/1951	Williamsport	W	85-50
1/27/1965	Williamsport	W	107-78
2/22/1967	Williamsport	W	95-87
* 2/24/1968	at Delaware Valley	W	79-73
p 3/1/1968	at Reading, Pa.	W	67-60
* 2/1/1969	Williamsport	L	99-108
* 1/31/1970	at Delaware Valley	L	64-71
* 1/30/1971	Williamsport	L	80-91
* 1/29/1972	at Delaware Valley	L	53-80
* 1/27/1973	Williamsport	W	91-75
* 1/26/1974	at Delaware Valley	W	85-70
* 1/25/1975	Williamsport	W	90-60
* 1/24/1976	at Delaware Valley	W	65-61
* 1/22/1977	Williamsport	W	103-95
* 1/21/1978	Williamsport	W	86-77
* 2/15/1978	at Delaware Valley	W	58-49
* 2/14/1979	at Delaware Valley	L	64-65
* 2/13/1980	Williamsport	W	89-73
* 2/17/1981	Williamsport	W	79-71
* 2/17/1982	Williamsport	W	95-55
* 2/16/1983	at Delaware Valley	W	72-54
* 2/11/1984	Williamsport	W	93-61
* 2/13/1985	at Delaware Valley	L	51-63
* 2/12/1986	Williamsport	W	61-42
* 2/18/1987	at Delaware Valley	L	88-90
* 2/17/1988	Williamsport	W	65-61
11/19/1988	at Chester, Pa.	W	75-70
2/15/1989	at Delaware Valley	W	94-80
11/18/1989	at Chester, Pa.	L	63-68
* 2/14/1990	Williamsport	L	55-67
* 2/13/1991	at Delaware Valley	W	93-88
2/19/1992	Williamsport	W	80-74
2/1/1993	at Delaware Valley	W	78-77
* 1/22/1994	Williamsport	L	70-72
* 2/19/1994	at Delaware Valley	W	74-59
* 1/21/1995	at Delaware Valley	L	64-65
* 2/18/1995	Williamsport	W	76-62
* 12/2/1995	at Delaware Valley	W	104-63
* 1/27/1996	Williamsport	W	91-37
* 12/7/1996	at Delaware Valley	W	78-46
* 2/1/1997	Williamsport	W	87-59
* 12/6/1997	at Delaware Valley	L	82-90
* 1/31/1998	Williamsport	W	90-71
* 12/5/1998	Williamsport	W	75-69
* 1/30/1999	at Delaware Valley	L	73-79
* 1/15/2000	at Delaware Valley	W	68-62
* 2/12/2000	Williamsport	W	79-53
* 1/14/2001	Williamsport	L	71-74
* 2/10/2001	at Delaware Valley	W	81-74
* 12/8/2001	at Delaware Valley	W	88-73
* 1/26/2002	Williamsport	W	84-64
* 12/7/2002	Williamsport	W	96-51
* 2/1/2003	at Delaware Valley	W	92-74
* 1/17/2004	Williamsport	W	95-67
* 2/7/2004	at Delaware Valley	W	90-76
* 1/15/2005	at Delaware Valley	W	75-66
* 2/5/2005	Williamsport	W	87-83
* 1/21/2006	at Delaware Valley	W	57-56
* 2/18/2006	Williamsport	W	93-85



Game-by-Game vs. Opponents

* 1/20/2007	Williamsport.....	W	72-56
* 2/17/2007	at Delaware Valley.....	W	80-75
! 1/4/2011	Williamsport.....	W	92-76
12/30/2016	Williamsport.....	W	65-63

Conference: 39-13

Home: 30-5

Away: 21-9

Neutral: 2-1

vs Denison (1-0)

11/22/1996	at Gettysburg, Pa.....	W	95-72
------------	------------------------	---	-------

Neutral: 1-0

vs Dickinson (14-10)

1/30/1957	Williamsport.....	W	87-70
2/27/1957	at Dickinson.....	L	57-63
* 12/14/1957	at Dickinson.....	L	53-65
* 2/20/1959	Williamsport.....	W	89-77
* 12/2/1959	at Dickinson.....	W	79-78
* 2/4/1961	at Dickinson.....	W	74-70
* 2/3/1962	at Dickinson.....	L	76-89
* 2/9/1963	Williamsport.....	W	89-85
* 2/8/1964	at Dickinson.....	L	71-74
* 2/13/1965	at Dickinson.....	L	72-74
* 2/12/1966	at Dickinson.....	W	89-74
* 2/11/1967	Williamsport.....	W	98-80
* 2/10/1968	at Dickinson.....	W	88-64
* 2/8/1969	Williamsport.....	W	97-88
* 2/7/1970	at Dickinson.....	L	69-92
* 2/6/1971	Williamsport.....	L	72-94
2/5/1972	at Dickinson.....	L	94-117
1/29/1973	at Dickinson.....	L	58-61
1/28/1974	Williamsport.....	W	102-77
1/20/1975	at Dickinson.....	W	53-51
12/29/1987	at Wooster, Ohio.....	L	65-82
11/22/1997	at Dickinson.....	W	109-69
12/20/2009	Williamsport.....	W	89-74
12/19/2010	at Dickinson.....	W	76-66

Conference: 8-6

Home: 7-1

Away: 7-8

Neutral: 0-1

vs District of Columbia (1-1)

2/5/1951	at Wilson Teachers'.....	L	66-78
12/15/1951	Williamsport.....	W	72-65

Home: 1-0

Away: 0-1

vs Dowling (0-1)

12/12/1976	at Elmira, N.Y.....	L	66-72
------------	---------------------	---	-------

Neutral: 0-1

vs Drew (37-13)

* 2/3/1960	Williamsport.....	W	84-63
* 2/24/1961	at Drew.....	W	81-50
* 1/20/1962	Williamsport.....	L	68-84
* 12/12/1962	Williamsport.....	W	81-64
* 1/11/1964	at Drew.....	L	79-80
* 2/27/1965	Williamsport.....	W	108-73
* 2/25/1967	at Drew.....	W	86-65
* 1/27/1968	Williamsport.....	W	101-61
* 12/20/1968	at Drew.....	W	95-86
* 2/25/1970	Williamsport.....	W	89-85
* 2/24/1971	at Drew.....	W	92-80
2/23/1972	Williamsport.....	W	92-53
* 2/21/1972	at Drew.....	W	92-67
1/14/1977	Williamsport.....	W	108-85
1/13/1978	at Drew.....	W	76-73
* 1/19/1985	Williamsport.....	W	88-60
1/18/1986	at Drew.....	L	55-63
* 1/24/1987	Williamsport.....	W	67-63
* 1/23/1988	at Drew.....	L	80-89
* 1/21/1989	Williamsport.....	W	72-59
* 1/20/1990	at Drew.....	L	56-67

* 1/19/1991	Williamsport.....	L	64-75
* 12/1/1993	at Drew.....	L	68-84
* 1/29/1994	Williamsport.....	W	82-61
* 11/30/1994	Williamsport.....	W	89-79
* 1/28/1995	at Drew.....	W	61-59
* 12/6/1995	Williamsport.....	W	102-77
* 1/31/1996	at Drew.....	W	75-72
* 1/20/1997	at Drew.....	W	66-62
* 2/5/1997	Williamsport.....	W	85-80
* 1/12/1998	Williamsport.....	L	74-84
* 2/4/1998	at Drew.....	L	75-81
* 12/9/1998	at Drew.....	W	74-64
* 2/3/1999	Williamsport.....	W	64-61
* 1/19/2000	Williamsport.....	W	82-66
* 2/16/2000	at Drew.....	W	85-79
* 1/17/2001	at Drew.....	W	71-69
* 2/14/2001	Williamsport.....	W	78-70
* 1/9/2002	at Drew.....	L	74-80
* 2/6/2002	Williamsport.....	W	91-63
* 1/15/2003	Williamsport.....	W	75-67
* 2/12/2003	at Drew.....	L	87-89
* 1/31/2004	at Drew.....	L	62-63
* 2/19/2004	Williamsport.....	W	81-59
* 12/4/2004	at Drew.....	W	58-32
* 1/29/2005	Williamsport.....	W	83-63
* 1/14/2006	at Drew.....	W	51-47
* 2/4/2006	Williamsport.....	W	62-51
* 12/2/2006	Williamsport.....	W	65-53
* 2/3/2007	at Drew.....	L	49-69

Conference: 34-12

Home: 23-3

Away: 14-10

vs Drexel (0-2)

* 1/27/1962	at Drexel.....	L	58-80
* 2/16/1963	Williamsport.....	L	59-72

Conference: 0-2

Home: 0-1

Away: 0-1

vs East Stroudsburg (0-1)

12/28/1971	at Berwick.....	L	81-91	ot
------------	-----------------	---	-------	----

Neutral: 0-1

vs Eastern (0-1)

12/8/1989	at Center Valley, Pa.....	L	73-76	ot
-----------	---------------------------	---	-------	----

Neutral: 0-1

vs Eastern Mennonite (1-0)

11/20/1999	Williamsport.....	W	99-90
------------	-------------------	---	-------

Home: 1-0

vs Elizabethtown (47-59)

12/14/1948	Williamsport.....	L	42-61
3/6/1949	Williamsport.....	L	68-74
2/7/1950	at Elizabethtown.....	L	47-62
1/20/1951	at Elizabethtown.....	L	58-60
2/9/1951	Williamsport.....	W	89-48
2/23/1952	at Elizabethtown.....	L	54-67
3/3/1952	Williamsport.....	W	49-43
12/13/1952	at Elizabethtown.....	L	57-63
1/31/1952	Williamsport.....	W	91-77
12/15/1953	at Elizabethtown.....	L	65-67
2/20/1954	Williamsport.....	W	68-65
2/23/1955	Williamsport.....	W	81-76
3/5/1955	at Elizabethtown.....	L	63-103
1/20/1956	Williamsport.....	L	72-75
1/28/1956	at Elizabethtown.....	L	57-96
1/8/1957	Williamsport.....	L	82-94
3/1/1957	at Elizabethtown.....	L	70-80
* 2/8/1958	Williamsport.....	L	57-74
* 2/22/1958	at Elizabethtown.....	L	66-79
* 12/6/1958	Williamsport.....	L	76-79
* 2/21/1959	at Elizabethtown.....	L	64-85
* 1/6/1960	at Elizabethtown.....	L	60-69

Game-by-Game vs. Opponents



*	3/4/1960	Williamsport	L	78-86
*	1/7/1961	Williamsport	W	87-70
*	3/4/1961	at Elizabethtown	W	90-77
*	1/6/1962	at Elizabethtown	W	79-74
*	3/3/1962	Williamsport	L	73-92
*	1/5/1963	Williamsport	L	74-100
*	3/2/1963	at Elizabethtown	L	72-92
*	12/11/1963	at Elizabethtown	L	62-99
*	2/19/1964	Williamsport	L	72-91
*	1/23/1965	Williamsport	L	75-100
*	2/17/1965	at Elizabethtown	L	72-75
*	1/22/1966	Williamsport	W	90-79
*	2/16/1966	at Elizabethtown	W	95-94
*	12/14/1966	at Elizabethtown	W	98-95
*	2/15/1967	Williamsport	W	79-71
*	12/13/1967	Williamsport	W	104-100
*	2/14/1968	at Elizabethtown	L	86-103
*	2/12/1969	Williamsport	W	93-92
*	2/11/1970	at Elizabethtown	L	90-108
*	2/10/1971	Williamsport	W	93-84
*	2/9/1972	at Elizabethtown	W	98-94
*	2/7/1973	Williamsport	W	91-69
*	2/6/1974	at Elizabethtown	W	80-75
p	3/1/1974	at Scranton	W	79-75
*	2/5/1975	Williamsport	W	72-56
*	2/4/1976	at Elizabethtown	L	60-63
*	2/2/1977	Williamsport	L	53-55
*	2/1/1978	at Elizabethtown	W	57-51
*	2/18/1978	Williamsport	W	89-67
p	2/24/1978	at Scranton, Pa.	W	54-51
*	1/31/1979	Williamsport	L	65-74
*	2/17/1979	at Elizabethtown	W	69-50
*	1/30/1980	at Elizabethtown	W	47-40
*	2/16/1980	Williamsport	L	62-71
*	1/20/1981	at Elizabethtown	L	47-50
*	2/20/1981	Williamsport	L	55-67
*	1/20/1982	at Elizabethtown	L	44-54
*	2/20/1982	Williamsport	W	68-63
*	1/19/1983	Williamsport	L	46-56
*	2/19/1983	at Elizabethtown	L	67-69
*	1/18/1984	at Elizabethtown	L	54-67
*	2/18/1984	Williamsport	W	72-60
*	1/16/1985	Williamsport	W	71-61
*	2/16/1985	at Elizabethtown	W	56-51
*	1/15/1986	at Elizabethtown	W	71-65
*	2/15/1986	Williamsport	W	73-62
*	1/21/1987	Williamsport	L	67-69
*	2/21/1987	at Elizabethtown	L	73-102
*	1/20/1988	at Elizabethtown	W	88-59
*	2/20/1988	Williamsport	L	73-75
*	1/18/1989	Williamsport	W	73-71
*	2/18/1989	at Elizabethtown	L	75-97
*	1/17/1990	at Elizabethtown	L	51-72
*	2/17/1990	Williamsport	L	61-66
*	1/17/1991	Williamsport	L	60-105
*	2/16/1991	at Elizabethtown	L	76-103
*	1/23/1992	at Elizabethtown	L	69-77
*	2/22/1991	Williamsport	L	80-91
*	1/20/1993	at Elizabethtown	L	81-88
*	2/6/1993	Williamsport	L	70-79
	12/9/1994	at Elizabethtown	W	92-82
p	2/20/1996	Williamsport	W	61-60
p	2/25/1997	Williamsport	L	69-79
	1/10/1998	at Elizabethtown	L	100-109
	1/9/1999	at Elizabethtown	W	83-65
	1/7/2001	at Elizabethtown	L	96-104
	11/23/2004	Williamsport	W	92-89
	11/22/2005	at Elizabethtown	L	79-87
	11/21/2006	Williamsport	W	77-74
*	1/22/2008	Williamsport	W	79-78
*	2/19/2008	at Elizabethtown	W	56-54
*	1/7/2009	Williamsport	L	61-68
*	2/11/2009	at Elizabethtown	L	56-76
*	1/20/2010	Williamsport	W	89-74
*	2/18/2010	at Elizabethtown	L	85-92
p	2/24/2010	Williamsport	W	90-81

*	1/19/2011	at Elizabethtown	L	66-76
*	2/9/2011	Williamsport	W	93-77
*	1/25/2012	Williamsport	L	66-69
*	2/14/2012	at Elizabethtown	W	69-68
*	12/5/2012	at Elizabethtown	W	88-71
*	1/19/2013	Williamsport	L	87-92
*	11/26/2013	Williamsport	W	101-87
*	1/25/2014	at Elizabethtown	W	69-59

OT

Conference: 33-44

Home: 27-26

Away: 18-33

Neutral: 2-0

vs Elmira (17-11)

	12/6/1972	at Elmira	W	61-58
	2/10/1973	ELMIRA	W	66-57
	1/23/1974	at Elmira	W	87-75
	1/23/1975	ELMIRA	W	96-58
	1/14/1976	at Elmira	L	60-67
	2/7/1976	ELMIRA	W	76-75
ot	12/11/1976	at Elmira	L	64-81
	1/19/1978	Williamsport	W	77-67
	1/20/1984	Williamsport	W	55-51
	1/10/1987	at Elmira	L	54-78
	2/16/1987	Williamsport	L	62-82
	1/9/1998	Williamsport	W	70-69
	1/28/1991	Williamsport	L	50-56
	2/17/1992	at Elmira	L	70-81
	1/5/1999	Williamsport	W	107-100
	1/4/2000	at Elmira	L	78-90
	12/9/2000	at Elmira	L	82-85
	1/29/2001	Williamsport	W	92-70
	1/7/2002	at Elmira	W	77-71
	12/16/2002	at Elmira	L	85-97
	1/20/2003	Williamsport	L	69-73
	12/15/2003	at Elmira	W	79-74
	1/19/2004	Williamsport	W	77-60
	12/18/2004	Williamsport	W	88-51
	12/17/2005	Williamsport	W	67-42
	12/16/2006	at Elmira	W	60-55
	12/4/2007	Williamsport	L	71-77
	12/5/2008	at Elmira	W	81-49

Home: 11-4

Away: 6-7

vs FDU-Florham (28-13)

ot	*	1/12/1979	Williamsport	W	83-53
		1/11/1980	at FDU-Madison	W	61-57
	*	1/16/1981	at FDU-Madison	W	56-53
	*	1/16/1982	at FDU-Madison	L	59-79
		2/25/1983	Williamsport	W	58-49
	*	1/14/1984	at FDU-Madison	L	57-60
	*	1/12/1985	Williamsport	W	47-40
	*	1/11/1986	at FDU-Madison	W	69-62
	*	1/17/1987	Williamsport	W	70-60
	*	1/16/1988	at FDU-Madison	L	84-92
	*	1/14/1989	Williamsport	W	84-72
	*	1/13/1990	at FDU-Madison	L	50-69
	*	2/7/1991	Williamsport	W	59-55
	*	1/15/1994	Williamsport	L	56-70
	*	2/12/1994	at FDU-Madison	L	53-79
	*	1/14/1995	at FDU-Madison	L	49-60
	*	2/11/1995	Williamsport	L	57-74
	*	1/13/1996	at FDU-Madison	W	78-67
	*	2/10/1996	Williamsport	W	84-66
	*	1/18/1997	Williamsport	W	76-69
	*	2/15/1997	at FDU-Madison	L	62-93
	*	1/17/1998	at FDU-Madison	L	60-79
	*	2/14/1998	Williamsport	W	70-66
ot	*	1/16/1999	Williamsport	W	89-86
	*	2/13/1999	at FDU-Madison	L	67-90
	*	1/22/2000	at FDU-Madison	W	64-56
	*	2/19/2000	Williamsport	L	62-65
	*	1/20/2001	Williamsport	W	96-76
	*	2/17/2001	at FDU-Madison	W	80-74

o2



Game-by-Game vs. Opponents

* 1/14/2002	Williamsport.....	W	80-71
* 2/2/2002	at FDU-Madison.....	W	76-72
* 1/18/2002	at FDU-Florham.....	W	65-62
* 2/8/2003	Williamsport.....	W	81-63
* 1/24/2004	Williamsport.....	W	67-64
* 2/14/2004	Williamsport.....	W	85-63
* 1/31/2005	Williamsport.....	W	91-82
* 2/12/2005	at FDU-Florham.....	W	76-70
* 12/3/2005	Williamsport.....	W	64-44
* 1/28/2006	at FDU-Florham.....	W	88-80
* 1/13/2007	at FDU-Florham.....	L	51-66
* 1/27/2007	Williamsport.....	W	82-75

Conference: 26-13

Home: 18-3

Away: 10-10

vs Fairleigh Dickinson (0-1)

2/4/1954	at Fairleigh Dickinson.....	L	49-96
----------	-----------------------------	---	-------

Away: 0-1

vs Ferrum (1-0)

1/8/1999	Elizabethtown, Pa.....	W	90-76
----------	------------------------	---	-------

Neutral: 1-0

vs Franciscan (1-0)

# 11/21/2009	Williamsport.....	W	84-53
--------------	-------------------	---	-------

Home: 1-0

vs Fredonia (3-0)

11/17/2015	at Fredonia.....	W	69-49
11/15/2016	Williamsport.....	W	80-66
12/29/2016	Williamsport.....	W	65-47

Home: 2-0

Away: 1-0

vs Franklin & Marshall (0-2)

p 3/2/1996	at Franklin & Marshall.....	L	61-72
12/4/2000	at Franklin & Marshall.....	L	65-82

Away: 0-2

vs Frostburg State (0-1)

12/29/1975	at Baltimore, Md.....	L	72-76
------------	-----------------------	---	-------

Neutral: 0-1

vs Gallaudet (3-0)

2/21/1950	Williamsport.....	W	50-26
2/6/1951	at Gallaudet.....	W	81-54
11/16/2001	Williamsport.....	W	78-55

Home: 2-0

Away: 1-0

vs Geneva (0-1)

12/28/1968	Alliance, Ohio.....	L	99-100
------------	---------------------	---	--------

Neutral: 0-1

vs Gettysburg (6-5)

1/23/1984	Williamsport.....	W	62-52
1/21/1985	at Gettysburg.....	L	78-85
1/20/1986	Williamsport.....	W	77-57
1/19/1987	at Gettysburg.....	L	74-87
1/18/1988	Williamsport.....	L	81-88
1/16/1989	at Gettysburg.....	W	90-88
1/15/1990	Williamsport.....	L	59-64
12/3/1990	at Gettysburg.....	L	57-85
p 2/29/1996	Williamsport.....	W	103-75
11/23/1996	at Gettysburg.....	W	76-73
p 2/28/2002	at Gettysburg.....	W	78-59

Home: 3-2

Away: 3-3

vs Goucher (2-0)

11/17/1990	at Westminster, Md.....	W	58-55
12/20/1996	at Selinsgrove, Pa.....	W	62-60

Neutral: 2-0

vs Gordon (1-0)

12/12/2015	Williamsport.....	W	77-64
------------	-------------------	---	-------

Home: 1-0

vs Grove City (1-0)

12/11/1965	at Ashland, Va.....	W	83-79
------------	---------------------	---	-------

Neutral: 1-0

vs Gwynedd-Mercy (2-0)

11/26/1994	at Gwynedd-Mercy.....	W	67-64
11/17/1995	Williamsport.....	W	108-70

Home: 1-0

Away: 1-0

vs Hamilton (0-1)

11/30/2014	at Hamilton.....	L	62-66
------------	------------------	---	-------

Away: 0-1

vs Hartwick (0-8)

1/19/1949	at Hartwick.....	L	52-74
12/13/1949	Williamsport.....	L	59-63
2/14/1959	Williamsport.....	L	78-84
2/20/1960	at Hartwick.....	L	71-75
1/21/1961	Williamsport.....	L	82-90
2/17/1962	at Hartwick.....	L	62-84
1/24/1970	Williamsport.....	L	93-105
1/9/1971	at Hartwick.....	L	82-95

Home: 0-4

Away: 0-4

vs Hiram (0-1)

12/27/1968	Alliance, Ohio.....	L	74-78
------------	---------------------	---	-------

Neutral: 0-1

vs Hofstra (0-7)

* 3/1/1958	Williamsport.....	L	57-85
* 12/13/1958	at Hofstra.....	L	52-73
* 2/6/1960	Williamsport.....	L	67-85
* 1/28/1961	at Hofstra.....	L	62-99
* 2/24/1962	Williamsport.....	L	56-99
* 2/22/1963	at Hofstra.....	L	64-95
* 2/21/1964	Williamsport.....	L	77-101

Conference: 0-7

Home: 0-4

Away: 0-3

vs Holy Family (1-1)

1/4/1992	at Clarion, Pa.....	W	89-87
12/9/1995	at Elizabethtown, Pa.....	L	83-98

Neutral: 1-1

vs Hood (8-2)

* 12/1/2012	Williamsport.....	W	78-76
* 2/16/2013	at Hood.....	W	97-95
* 12/7/2013	at Hood.....	L	89-100
* 2/22/2014	Williamsport.....	W	72-60
* 12/6/2014	at Hood.....	L	70-72
* 1/31/2015	Williamsport.....	W	96-78
* 1/9/2016	at Hood.....	W	79-66
* 2/13/2016	Williamsport.....	W	62-55
* 12/3/2016	Williamsport.....	W	61-60
* 1/21/2017	at Hood.....	W	73-68

Conference: 8-2

Home: 5-0

Away: 3-2

vs Hunter (3-0)

12/28/1996	at York, Pa.....	W	80-68
# 11/18/2005	Williamsport.....	W	88-58
# 11/19/2011	Williamsport.....	W	93-68

Home: 2-0

Neutral: 1-0

O2

Game-by-Game vs. Opponents



vs Indiana (Pa) (0-1)

1/2/2003 at Indiana (Pa).....L 66-77

Away: 0-1

vs Ithaca (0-2)

1/28/1949 Williamsport.....L 58-71

2/4/1949 Williamsport.....L 46-78

Home: 0-2

vs John Jay (3-0)

! 11/17/2006 Williamsport.....W 69-49

12/30/2012 Williamsport.....W 100-72

11/16/2013 Williamsport.....W 104-98

Home: 3-0

vs Johnson & Wales (1-0)

11/20/2010 Williamsport.....W 83-75

Home: 1-0

vs Juniata (44-38)

12/8/1948 at Juniata.....L 44-81

12/3/1949 Williamsport.....W 42-38

12/2/1950 at Juniata.....W 70-63

12/1/1951 Williamsport.....W 61-46

3/1/1952 at Juniata.....W 83-70

12/17/1952 at Juniata.....W 74-70

1/7/1953 Williamsport.....W 97-74

2/3/1954 Williamsport.....L 69-74

2/27/1954 at Juniata.....L 78-94

1/22/1955 at Juniata.....L 67-82

2/3/1955 Williamsport.....L 62-63

1/21/1956 at Juniata.....L 85-98

2/25/1966 Williamsport.....L 83-97

1/19/1957 at Juniata.....L 58-64

2/23/1957 Williamsport.....L 72-84

* 2/15/1958 Williamsport.....W 73-72

* 2/11/1959 at Juniata.....L 63-94

* 12/16/1959 Williamsport.....W 78-77

* 2/18/1961 at Juniata.....W 92-82

* 2/21/1962 Williamsport.....W 85-76

* 2/6/1963 at Juniata.....L 63-70

* 2/5/1964 Williamsport.....L 67-76

* 1/6/1965 at Juniata.....L 73-82

* 1/5/1966 Williamsport.....W 115-76

* 1/4/1967 at Juniata.....W 103-85

* 1/4/1968 at Juniata.....L 85-96

* 1/11/1969 at Juniata.....L 69-96

* 1/28/1970 Williamsport.....L 89-96

* 2/13/1971 at Juniata.....L 94-121

* 12/11/1971 Williamsport.....W 97-76

2/1/1972 at Juniata.....W 110-82

12/9/1972 at Juniata.....W 74-63

* 1/31/1973 Williamsport.....W 68-65

* 12/8/1973 Williamsport.....W 87-78

1/30/1974 at Juniata.....L 90-95

* 12/7/1974 at Juniata.....L 58-83

* 1/29/1975 Williamsport.....W 79-65

12/6/1975 Williamsport.....W 99-73

1/28/1976 at Juniata.....L 63-68

* 12/4/1976 at Juniata.....L 61-70

* 1/26/1977 Williamsport.....W 79-74

* 12/3/1977 Williamsport.....W 65-52

* 1/25/1978 at Juniata.....L 55-67

* 12/2/1978 Williamsport.....W 90-74

* 1/24/1979 at Juniata.....L 64-75

* 12/1/1979 Williamsport.....W 70-69

* 1/23/1980 at Juniata.....L 44-46

* 12/1/1980 at Juniata.....W 60-48

* 1/27/1981 at Juniata.....L 45-48

* 11/30/1981 Williamsport.....L 57-60

* 1/27/1982 at Juniata.....L 53-63

* 11/29/1982 at Juniata.....W 94-84

* 1/26/1983 Williamsport.....W 62-46

* 11/28/1983 Williamsport.....W 83-59

* 1/25/1984 at Juniata.....W 60-41

* 11/26/1984 at Juniata.....W 52-49

* 1/23/1985 Williamsport.....W 74-50

* 12/4/1985 Williamsport.....W 72-30

* 1/22/1986 at Juniata.....W 48-44

* 12/3/1986 at Juniata.....W 67-43

* 1/28/1987 Williamsport.....W 63-56

* 12/2/1987 Williamsport.....L 63-78

* 1/27/1988 at Juniata.....L 78-79

* 11/30/1988 at Juniata.....W 75-71

* 1/25/1989 Williamsport.....W 85-56

* 11/29/1989 Williamsport.....L 62-73

* 1/24/1990 at Juniata.....L 62-87

* 11/28/1990 at Juniata.....W 77-70

* 1/23/1991 Williamsport.....L 52-94

* 12/4/1991 Williamsport.....L 71-75

* 1/29/1992 at Juniata.....L 74-91

* 2/3/1993 at Juniata.....L 77-88

* 2/20/1993 Williamsport.....L 84-90

12/7/1993 at Juniata.....L 69-92

12/6/1994 Williamsport.....W 77-73

1/29/1996 Williamsport.....W 112-62

1/8/1997 Williamsport.....W 81-60

12/19/1997 Williamsport.....W 80-78

1/6/2000 at Juniata.....W 81-70

12/8/2009 Williamsport.....W 92-66

12/7/2010 at Juniata.....L 72-75

12/6/2011 Williamsport.....W 71-50

Conference: 28-25

Home: 28-12

Away: 16-26

vs Keystone (1-0)

11/21/2003 Williamsport.....W 72-58

Home: 1-0

vs King's (Pa) (29-34)

1/22/1949 Williamsport.....L 75-80

2/15/1949 at King's (Pa).....L 52-71

o2 2/11/1950 Williamsport.....W 68-67

2/28/1950 at King's (Pa).....L 60-67

12/12/1950 Williamsport.....W 78-60

1/27/1951 at King's (Pa).....L 75-89

2/5/1952 Williamsport.....L 75-84

2/19/1952 at King's (Pa).....W 85-77

1/6/1954 at King's (Pa).....L 74-80

1/18/1954 Williamsport.....W 83-79

2/12/1972 at King's (Pa).....L 74-92

1/24/1973 Williamsport.....L 77-100

12/27/1974 at King's (Pa).....L 52-89

12/28/1976 at Annville, Pa.....W 92-73

12/30/1977 at Baltimore, Md.....L 64-78

1/17/1979 Williamsport.....W 86-78

* 1/16/1980 at King's (Pa).....L 72-76

12/3/1980 at King's (Pa).....W 55-49

ot * 12/2/1981 at King's (Pa).....L 57-65

* 12/11/1982 Williamsport.....W 92-69

* 12/10/1983 at King's (Pa).....W 74-60

p 2/24/1984 at Scranton, Pa.....L 48-53

* 12/8/1984 Williamsport.....W 78-52

* 12/7/1985 at King's (Pa).....L 50-71

* 12/6/1986 at King's (Pa).....L 49-69

* 12/4/1987 at King's (Pa).....L 64-68

* 12/3/1988 Williamsport.....L 74-81

* 12/2/1989 at King's (Pa).....L 52-67

* 12/1/1990 Williamsport.....L 58-73

12/7/1991 at King's (Pa).....L 62-72

ot 2/8/1993 Williamsport.....L 72-82

* 1/26/1994 at King's (Pa).....L 91-96

* 2/16/1994 Williamsport.....L 72-76

* 1/25/1995 Williamsport.....W 68-63

* 2/15/1995 at King's (Pa).....L 68-77

* 1/17/1996 at King's (Pa).....W 80-54

* 2/14/1996 Williamsport.....W 86-76

* 1/22/1997 Williamsport.....W 91-67

* 2/19/1997 at King's (Pa).....W 82-71



Game-by-Game vs. Opponents

*	1/21/1998	at King's (Pa)	W	90-63
*	2/18/1998	Williamsport	W	92-82
*	1/20/1999	Williamsport	W	88-69
*	2/17/1999	at King's (Pa)	W	89-80
*	12/1/1999	at King's (Pa)	L	75-89
*	1/26/2000	Williamsport	W	77-69
*	11/29/2000	Williamsport	W	88-77
*	1/24/2001	at King's (Pa)	W	97-94
*	1/16/2002	Williamsport	W	96-94
*	2/9/2002	at King's (Pa)	L	73-84
p	2/23/2002	at King's (Pa)	W	72-64
*	1/22/2003	at King's (Pa)	L	81-87
*	2/15/2003	Williamsport	W	83-77
*	1/14/2004	at King's (Pa)	L	65-74
*	2/11/2004	Williamsport	W	77-74
p	2/25/2004	at King's (Pa)	W	74-63
*	1/12/2005	Williamsport	L	58-70
*	2/9/2005	at King's (Pa)	L	46-69
*	1/11/2006	at King's (Pa)	L	55-71
*	2/8/2006	Williamsport	W	76-71
*	1/17/2007	Williamsport	L	52-58
*	2/7/2007	at King's (Pa)	L	61-79
	1/7/2012	at King's (Pa.)	L	80-82
	12/16/2012	Williamsport	W	74-65

Conference: 19-20**Home: 18-9****Away: 10-23****Neutral: 1-2****vs Lafayette (0-2)**

	12/17/2003	at Lafayette	L	73-84
	12/7/2006	at Lafayette	L	54-72

Away: 0-2**vs Lebanon Valley (17-21)**

	12/8/1954	Williamsport	L	83-90
	12/15/1955	at Lebanon Valley	L	62-88
*	12/10/1960	at Lebanon Valley	L	54-60
*	2/28/1962	Williamsport	L	70-80
*	12/15/1962	at Lebanon Valley	L	65-66
*	12/7/1963	Williamsport	L	66-75
*	12/5/1964	at Lebanon Valley	L	71-89
*	12/4/1965	Williamsport	W	87-71
*	12/3/1966	at Lebanon Valley	W	93-68
*	12/2/1967	Williamsport	W	91-88
	12/29/1976	at Lebanon Valley	L	73-84
	1/7/1978	at Lebanon Valley	L	60-66
	1/5/1980	at Lebanon Valley	L	52-55
	12/29/1980	at Emmitsburg, Md.	W	60-57
	12/8/1990	at Lebanon Valley	L	49-97
p	2/23/1999	at Lebanon Valley	L	69-78
*	2/5/2008	at Lebanon Valley	W	79-75
*	2/23/2008	Williamsport	L	68-72
p	2/27/2008	Williamsport	W	71-56
*	1/14/2009	at Lebanon Valley	W	56-54
*	1/31/2009	Williamsport	L	68-75
*	12/2/2009	Williamsport	L	67-70
*	2/3/2010	at Lebanon Valley	L	72-75
*	1/12/2011	at Lebanon Valley	W	74-68
*	2/2/2011	Williamsport	L	70-78
*	1/11/2012	Williamsport	W	92-61
*	1/28/2012	at Lebanon Valley	W	77-72
*	1/9/2013	Williamsport	L	86-90
*	2/6/2013	at Lebanon Valley	L	75-84
*	1/15/2014	at Lebanon Valley	W	87-73
*	2/12/2014	Williamsport	W	65-63
*	1/14/2015	at Lebanon Valley	W	76-69
*	2/14/2015	Williamsport	W	67-59
*	1/16/2016	Williamsport	W	96-87
*	2/20/2016	at Lebanon Valley	L	70-76

*	1/4/2017	Williamsport	L	72-80
*	2/14/2017	at Lebanon Valley	W	87-54
p	2/22/2017	Williamsport	W	88-64

Conference: 15-14**Home: 8-9****Away: 8-12****Neutral: 1-0****vs Lehigh (0-4)**

	12/29/1979	at Lehigh	L	61-83
	1/2/1981	at Lehigh	L	30-41
	1/2/1982	at Lehigh	L	55-72
	1/2/1983	at Lehigh	L	69-89

Away: 0-4**vs Lehman (1-0)**

p	3/4/2004	Williamsport	W	74-68
---	----------	--------------	-------	---	-------

Home: 1-0**vs Lincoln (Pa) (8-5)**

	1/8/1955	Williamsport	W	74-65
	2/8/1956	Williamsport	W	69-55
	2/13/1957	Williamsport	W	88-79
	1/11/1958	at Lincoln (Pa)	L	66-83
	12/10/1958	Williamsport	L	78-80
	12/9/1959	at Lincoln (Pa)	L	62-74
	12/14/1960	Williamsport	L	73-84
	2/3/1965	Williamsport	W	75-68
	2/2/1966	at Lincoln (Pa)	W	98-72
	2/1/1967	Williamsport	W	118-96
	1/31/1968	at Lincoln (Pa)	L	73-90
	12/10/1968	Williamsport	W	94-93
	11/23/2002	Williamsport	W	92-65

Home: 7-2**Away: 1-3****vs Lock Haven (17-12)**

	1/19/1952	Williamsport	L	57-94
	2/2/1952	Williamsport	W	73-67
	12/3/1952	Williamsport	W	78-73
	1/14/1953	at Lock Haven	L	63-69
	1/23/1954	at Lock Haven	L	70-75
	2/17/1954	Williamsport	W	88-61
	1/18/1955	at Lock Haven	W	75-63
	2/5/1955	Williamsport	W	82-76
	2/15/1956	at Lock Haven	L	62-78
	2/23/1956	Williamsport	W	81-66
	12/5/1956	Williamsport	W	75-55
	2/11/1957	at Lock Haven	W	56-48
	12/7/1957	at Lock Haven	L	74-79
	2/19/1958	Williamsport	L	60-70
	12/5/1958	at Lock Haven	L	66-84
	3/6/1959	Williamsport	W	83-69
	1/9/1960	Williamsport	W	80-63
	1/4/1961	at Lock Haven	W	83-69
	2/6/1962	Williamsport	W	92-85
	11/29/1978	Williamsport	W	79-64
	11/29/1979	at Lock Haven	W	53-50
	11/25/1980	Williamsport	L	55-61
	11/21/1981	Williamsport	L	65-74
	11/24/1981	at Lock Haven	L	67-68
	11/20/1982	Williamsport	W	63-53
	11/22/1982	Williamsport	L	65-66
	11/22/1983	at Lock Haven	W	82-58
	11/20/1984	Williamsport	W	82-75
	1/3/1986	at Lock Haven	L	81-85

Home: 12-5**Away: 5-7****vs Loyola (Md) (1-2)**

	12/30/1975	at Loyola (Md)	L	44-60
	12/29/1977	at Loyola (Md)	W	78-71
	12/5/1983	at Loyola (Md)	L	61-78

Away: 1-2



vs Lynchburg (0-1)

1/6/1978 at Annville, Pa.L 76-83

Neutral: 0-1

vs Mansfield (14-13)

1/11/1949 at Mansfield.....L 54-68
 2/1/1949 Williamsport.....L 62-69
 1/10/1950 at Mansfield.....W 66-45
 1/31/1950 Williamsport.....W 60-56
 1/10/1951 at Mansfield.....W 70-66
 1/31/1951 Williamsport.....W 102-65
 1/12/1952 at Mansfield.....L 52-59
 2/26/1952 Williamsport.....W 68-58
 12/10/1952 at Mansfield.....W 76-66
 2/14/1953 Williamsport.....W 95-64
 12/9/1953 Williamsport.....W 82-41
 1/13/1954 at Mansfield.....W 73-69
 12/10/1954 at Mansfield.....W 73-71
 1/12/1955 Williamsport.....W 85-71
 12/5/1955 at Mansfield.....W 74-65
 1/11/1956 Williamsport.....W 86-73
 12/10/1956 at Mansfield.....L 53-63
 2/4/1957 Williamsport.....L 63-66
 12/11/1957 Williamsport.....W 91-71
 2/1/1958 at Mansfield.....L 54-57
 12/11/1958 at Mansfield.....L 61-66
 2/25/1959 Williamsport.....L 76-102
 12/5/1959 at Mansfield.....L 59-101
 12/3/1960 Williamsport.....L 51-84
 12/2/1961 at Mansfield.....L 64-122
 12/18/2002 at Mansfield.....L 81-93
 12/13/2003 Williamsport.....L 64-81

Home: 8-5

Away: 6-8

vs Marymount (Va) (2-1)

12/19/2001 at Marymount (Va).....L 61-76
 1/4/2003 Williamsport.....W 104-90
 1/8/2004 at Marymount (Va).....W 81-79

Home: 1-0

Away: 1-1

vs McDaniel (3-4)

* 12/12/1959 at Western Maryland.....L 73-78
 * 12/9/1960 Williamsport.....L 73-84
 * 12/13/1961 at Western Maryland.....L 68-82
 * 1/11/1963 Williamsport.....L 77-87
 * 1/12/1966 Williamsport.....W 95-83
 * 2/18/1967 at Western Maryland.....W 117-102
 11/19/1983 at Western Maryland.....W 74-56
 12/31/2013 Williamsport.....L 57-62

Conference: 2-4

Home: 1-2

Away: 2-2

vs Merchant Marine (1-0)

12/29/2004 at Ashland, Va.....W 97-79

Neutral: 1-0

vs Messiah (21-17)

* 12/3/1984 Williamsport.....W 43-33
 * 1/30/1985 at Messiah.....W 62-42
 * 12/2/1985 at Messiah.....W 65-48
 * 1/29/1986 Williamsport.....W 77-51
 * 12/1/1986 Williamsport.....W 70-55
 * 11/30/1987 at Messiah.....W 75-67
 * 2/3/1988 Williamsport.....W 89-74
 * 11/28/1988 at Messiah.....W 82-63
 * 2/1/1989 Williamsport.....W 79-71
 * 11/27/1989 Williamsport.....L 52-66
 * 1/31/1990 at Messiah.....L 64-75
 * 11/26/1990 Williamsport.....L 57-59
 * 1/30/1991 at Messiah.....L 72-77

* 12/2/1991 at Messiah.....W 75-59
 * 2/5/1992 Williamsport.....L 72-81
 * 1/23/1993 Williamsport.....L 55-71
 * 2/10/1993 at Messiah.....L 55-56
 * 1/30/2008 at Messiah.....L 68-79
 * 2/13/2008 Williamsport.....W 75-53
 * 1/29/2009 at Messiah.....L 53-75
 * 2/17/2009 Williamsport.....L 69-73 ot
 * 1/13/2010 Williamsport.....W 67-62
 * 2/16/2010 at Messiah.....W 79-66
 * 12/1/2010 at Messiah.....L 67-70
 * 2/15/2011 Williamsport.....W 68-55
 * 1/18/2012 Williamsport.....L 52-60
 * 2/8/2012 at Messiah.....L 57-59 ot
 p 2/25/2012 at Messiah.....L 59-68
 * 12/14/2012 Williamsport.....W 70-54
 * 1/30/2013 at Messiah.....W 67-66
 * 1/8/2014 at Messiah.....L 76-79
 * 2/5/2014 Williamsport.....W 81-73
 * 12/3/2014 Williamsport.....W 79-70
 * 1/28/2015 at Messiah.....W 66-64
 * 1/6/2016 at Messiah.....W 74-62
 * 2/3/2016 Williamsport.....L 47-68
 * 11/30/2016 at Messiah.....W 87-75
 * 1/25/2017 Williamsport.....L 80-91

Conference: 21-16

Home: 11-8

Away: 10-9

vs Middlebury (0-1)

N 3/4/2017 at #6 Middlebury.....L 76-95

Away: 0-1

vs Millersville (2-4)

11/30/1962 at Millersville.....L 53-58
 11/30/1963 Williamsport.....W 86-81
 1/28/1967 at Millersville.....L 121-143
 1/13/1968 Williamsport.....W 123-109
 12/29/1969 at Doylestown, Pa.....L 81-90
 12/12/1970 at Millersville.....L 64-101

Home: 2-0

Away: 0-3

Neutral: 0-1

vs Misericordia (11-5)

2/4/1991 Williamsport.....L 73-87
 2/3/1992 Williamsport.....W 92-64
 1/13/1993 at Misericordia.....L 64-67
 11/23/1993 Williamsport.....L 69-73
 11/22/1994 at Misericordia.....W 92-72
 11/21/1995 Williamsport.....W 100-94
 11/26/1996 at Misericordia.....L 60-63
 11/25/1997 Williamsport.....W 98-88
 11/24/1998 at Misericordia.....W 80-68
 11/23/1999 Williamsport.....W 85-74
 11/21/2000 at Misericordia.....W 91-86
 11/20/2001 Williamsport.....W 82-77 ot
 1/13/2003 Williamsport.....W 75-72
 1/3/2004 Williamsport.....W 74-62
 1/5/2005 at Misericordia.....L 73-79
 11/14/2015 Williamsport.....W 86-78

Home: 8-2

Away: 3-3

vs Moravian (4-3)

12/6/1950 Williamsport.....W 73-65
 12/5/1951 at Moravian.....L 57-79
 1/21/1953 at Moravian.....W 65-62
 12/11/1953 Williamsport.....W 72-62
 2/19/1955 at Moravian.....L 71-82
 1/18/1956 Williamsport.....W 100-94
 1/7/1994 at Moravian.....L 63-84

Home: 3-0

Away: 1-3



Game-by-Game vs. Opponents

vs Mount Aloysius (1-0)

12/17/2011 at Mount Aloysius..... W116-101

Away: 1-0**vs Mount Union (1-1)**

12/29/1965 at Mount Union..... L 68-86

! 1/3/2012 Williamsport..... W 91-75

Home: 1-0**Away: 0-1****vs Mt. St. Mary's (Md) (0-1)**

12/30/1980 at Mt. St. Mary's (Md)..... L 58-95

Away: 0-1**vs Muhlenberg (7-9)**

* 12/17/1962 Williamsport..... L 80-90

* 12/18/1963 at Muhlenberg..... L 76-98

* 2/15/1964 Williamsport..... W 74-72

* 12/16/1964 Williamsport..... W 97-71

* 12/15/1965 at Muhlenberg..... W 95-90

* 1/25/1967 Williamsport..... W125-101

* 1/24/1968 at Muhlenberg..... L 93-109

* 1/18/1969 Williamsport..... W 85-73

* 1/17/1970 at Muhlenberg..... L 77-86

* 1/16/1971 Williamsport..... L 88-106

1/15/1972 at Muhlenberg..... W 88-86

12/27/1972 at Doylestown, Pa..... L 76-78

12/27/1973 at Muhlenberg..... L 92-103

11/20/1981 Williamsport..... W 58-50

11/22/1991 at Muhlenberg..... L 59-73

11/18/1994 at Muhlenberg..... L 58-86

Conference: 5-5**Home: 5-2****Away: 2-6****Neutral: 0-1****vs NJIT (0-1)**

12/11/1992 at Westminster, Md..... L 72-83

Neutral: 0-1**vs Navy (0-8)**

11/30/1973 at Navy..... L 68-96

11/29/1974 at Navy..... L 59-79

12/10/1975 at Navy..... L 62-92

11/29/1976 at Navy..... L 48-64

2/13/1978 at Navy..... L 59-73

12/9/1978 at Navy..... L 70-94

2/18/1980 at Navy..... L 51-76

1/25/1982 at Navy..... L 49-74

Away: 0-8**vs Nazareth (1-0)**

12/16/2016 Williamsport..... W 86-78

Home: 1-0**vs. University of New England (1-0)**

12/30/2013 UNIV. OF NEW ENGLAND..... W 75-51

Home: 1-0**vs New Haven (0-1)**

12/10/1965 at Ashland, Va..... L 76-96

Neutral: 0-1**vs New Jersey City (4-4)**

12/28/1974 at Wilkes-Barre, Pa..... L 67-80

p 3/6/2004 at New Jersey City..... L 67-74

12/8/2004 Williamsport..... W 71-55

1/5/2007 at Reading, Pa..... L 56-59

11/26/2007 Williamsport..... W 68-56

12/17/2007 at New Jersey City..... L 52-61

2/2/2009 Williamsport..... W 57-38

1/4/2010 at New Jersey City..... W 71-56

Home: 3-0**Away: 1-2****Neutral: 0-2****vs Penn College (9-0)**

1/8/2005 Williamsport..... W 67-65

12/19/2005 Williamsport..... W 69-43

12/19/2006 Williamsport..... W 95-55

1/6/2007 at Reading, Pa..... W 64-49

11/20/2007 Williamsport..... W 87-52

11/25/2008 Williamsport..... W 78-56

1/26/2010 at Penn College..... W 113-89

11/15/2013 Williamsport..... W 94-77

12/14/2014 at Penn College..... W 86-71

12/13/2015 Williamsport..... W 90-72

Home: 7-0**Away: 2-0****Neutral: 1-0****vs Penn State Abington (1-0)**

! 1/2/2012 Williamsport..... W 106-73

Home: 1-0**vs Penn State Altoona (3-1)**

12/2/1998 Williamsport..... W 94-62

11/16/2007 Williamsport..... L 65-71 ot

1/20/2016 at Penn State Altoona..... W 71-54

11/27/2016 Williamsport..... W 85-67

Home: 2-1**Away: 1-0****vs Penn State Behrend (1-0)**

12/29/2011 Williamsport..... W 65-58

Home: 1-0**vs Penn State Brandywine (1-0)**

12/29/2014 Williamsport..... W 98-75

Home: 1-0**vs Penn State DuBois (1-0)**

! 1/3/2011 Williamsport..... W 88-60

Home: 1-0**vs Penn State Harrisburg (1-0)**

11/28/2007 at Penn State Harrisburg..... W 101-56

Away: 1-0**vs Penn State Hazleton (4-0)**

2/7/2008 Williamsport..... W 79-57

11/15/2008 Williamsport..... W 77-46

11/18/2009 at Penn State Hazleton..... W 88-72

11/17/2010 Williamsport..... W 90-46

Home: 3-0**Away: 1-0****vs Penn State Lehigh Valley (1-0)**

1/21/2015 at Penn St. Lehigh Valley..... W 67-64

Away: 1-0**vs Penn State Schuylkill (3-0)**

11/15/2014 Williamsport..... W 91-57

11/13/2015 Williamsport..... W 97-75

11/18/2016 Williamsport..... W 111-81

Home: 3-0**vs Penn State Wilkes-Barre (3-0)**

11/19/2010 Williamsport..... W 98-58

11/15/2011 at Penn State Wilkes-Barre..... W 97-63

11/16/2012 Williamsport..... W 88-45

Home: 2-0**Away: 1-0****vs Philadelphia (3-16)**

* 1/16/1960 Williamsport..... L 80-86

* 1/27/1961 at Philadelphia Textile..... L 73-79

* 2/1/1964 at Philadelphia Textile..... L 49-111

* 2/24/1965 Williamsport..... L 80-111

* 1/7/1970 Williamsport..... L 60-103

* 1/6/1971 at Philadelphia Textile..... L 67-96



* 1/26/1972	Williamsport.....	L	83-90
* 2/3/1973	at Philadelphia Textile.....	L	76-93
* 2/2/1974	Williamsport.....	W	76-68
* 2/1/1975	at Philadelphia Textile.....	L	58-88
* 1/31/1976	Williamsport.....	L	68-84
* 1/29/1977	at Philadelphia Textile.....	L	40-77
1/28/1978	Williamsport.....	L	54-82
1/27/1979	at Philadelphia Textile.....	L	75-92
1/26/1980	Williamsport.....	W	65-63
1/30/1981	Williamsport.....	L	71-79
2/23/1982	at Philadelphia Textile.....	W	67-59
1/29/1983	at Philadelphia Textile.....	L	57-73
1/28/1984	Williamsport.....	L	54-55

Conference: 1-11

Home: 2-8

Away: 1-8

vs Pitt-Bradford (2-2)

12/15/2007	at Pitt-Bradford.....	L	49-60
1/3/2009	Williamsport.....	L	71-72
11/15/2009	at Pitt-Bradford.....	W	87-81
11/15/2010	Williamsport.....	W	91-66

Home: 1-1

Away: 1-1

vs Pitt-Greensburg (2-0)

1/11/1997	at Pitt-Greensburg.....	W	88-60
11/20/1998	Williamsport.....	W	83-68

Home: 1-0

Away: 1-0

vs Pitt-Johnstown (1-0)

1/5/1996	at Bloomsburg, Pa.....	W	77-74
----------	------------------------	---	-------

Neutral: 1-0

vs Plattsburgh State (0-1)

11/16/2014	Williamsport.....	L	64-78
------------	-------------------	---	-------

Home: 0-1

vs Point Park (1-1)

12/20/1974	at Latrobe, Pa.....	L	86-103
11/22/2003	Williamsport.....	W	60-59

Home: 1-0

Neutral: 0-1

vs Quinnipiac (1-0)

12/11/1970	at Millersville, Pa.....	W	92-85
------------	--------------------------	---	-------

Neutral: 1-0

vs RIT (1-0)

1/8/1969	at RIT.....	W	101-81
----------	-------------	---	--------

Away: 1-0

vs Randolph-Macon (0-5)

12/9/1967	at Randolph-Macon.....	L	73-77
1/4/1975	at Randolph-Macon.....	L	68-95
p 3/2/2002	at Randolph-Macon.....	L	62-79
12/30/2004	at Randolph-Macon.....	L	66-88
! 11/18/2006	RANDOLPH-MACON.....	L	66-81

Home: 0-1

Away: 0-4

vs Rider (1-5)

12/8/1956	Williamsport.....	W	80-75
1/10/1958	at Rider.....	L	61-76
1/16/1959	at Rider.....	L	47-61
1/31/1961	Williamsport.....	L	75-83
2/9/1962	at Rider.....	L	76-96
1/19/1963	Williamsport.....	L	83-102

Home: 1-2

Away: 0-3

vs Rio Grande (1-0)

2/16/1952	Williamsport.....	W	74-59
-----------	-------------------	---	-------

Home: 1-0

vs Robert Morris (0-1)

2/7/1983	at Robert Morris.....	L	49-67
----------	-----------------------	---	-------

Away: 0-1

vs Roberts Wesleyan (1-1)

2/17/1956	Williamsport.....	W	69-54
12/15/1956	at Roberts Wesleyan.....	L	57-63

Home: 1-0

Away: 0-1

vs Rochester (N.Y.) (0-1)

! 11/30/2008	at Rochester (N.Y.).....	L	59-63
--------------	--------------------------	---	-------

Away: 0-1

vs Rowan (0-1)

12/30/1969	at Doylestown, Pa.....	L	79-83
------------	------------------------	---	-------

Neutral: 0-1

vs Rutgers-Camden (1-0)

12/1/2013	Williamsport.....	W	91-77
-----------	-------------------	---	-------

Home: 1-0

vs SUNY Geneseo (2-0)

1/11/1952	at SUNY Geneseo.....	W	73-56
11/20/2004	Williamsport.....	W	75-64

Home: 1-0

Away: 1-0

vs SUNY Old Westbury (1-0)

12/30/2015	Williamsport.....	W	82-60
------------	-------------------	---	-------

Home: 1-0

vs SUNY Oneonta (1-0)

2/18/1953	at SUNY Oneonta.....	W	86-53
-----------	----------------------	---	-------

Away: 1-0

vs SUNY Potsdam (1-0)

12/18/2016	Williamsport.....	W	86-64
------------	-------------------	---	-------

Home: 1-0

vs Saint Leo (1-0)

1/5/1975	at Ashland, Va.....	W	65-59
----------	---------------------	---	-------

Neutral: 1-0

vs Saint Vincent (4-1)

12/3/1954	at Saint Vincent.....	W	67-58
2/11/1955	Williamsport.....	W	91-62
12/21/1974	at Saint Vincent.....	L	73-84
12/12/1998	Williamsport.....	W	89-65
12/20/1999	at Saint Vincent.....	W	76-73

Home: 2-0

Away: 2-1

vs Salisbury (1-2)

1/9/1976	at Lexington, Va.....	W	80-79
11/19/1994	at Allentown, Pa.....	L	83-120
11/17/2012	Williamsport.....	L	82-85

Home: 0-1

Neutral: 1-1

vs Scranton (26-53)

2/22/1956	at Scranton.....	L	62-79
1/5/1957	Williamsport.....	W	73-67
* 1/18/1958	at Scranton.....	L	52-91
* 1/14/1959	Williamsport.....	L	75-78
* 1/13/1960	at Scranton.....	L	67-71
* 2/22/1961	Williamsport.....	W	83-72
* 12/19/1961	at Scranton.....	L	81-101
* 2/27/1963	Williamsport.....	L	100-113
* 1/15/1964	at Scranton.....	L	66-107
* 1/30/1965	Williamsport.....	W	104-82
* 1/29/1966	at Scranton.....	L	63-72
* 1/11/1967	Williamsport.....	L	90-103
* 1/10/1968	at Scranton.....	L	77-81
* 1/15/1969	Williamsport.....	W	119-96



Game-by-Game vs. Opponents

*	1/14/1970	at Scranton.....	L	65-86
*	2/27/1971	Williamsport.....	W	94-93
*	2/26/1972	at Scranton.....	L	86-90
*	12/16/1972	Williamsport.....	W	91-78
p	3/2/1973	at Scranton.....	L	88-100
*	12/15/1973	at Scranton.....	W	70-69
*	12/14/1974	Williamsport.....	L	73-79
*	12/13/1975	at Scranton.....	L	66-86
p	2/27/1976	at Scranton.....	L	59-76
*	12/9/1976	Williamsport.....	L	86-102
*	12/8/1977	at Scranton.....	L	62-74
*	2/6/1978	Williamsport.....	L	51-53
p	2/25/1978	at Scranton.....	L	50-52
*	12/7/1978	at Scranton.....	L	70-77
*	12/6/1979	Williamsport.....	W	66-62
p	2/22/1980	at Scranton.....	L	56-74
*	1/9/1981	Williamsport.....	W	59-56
p	2/25/1981	at Reading, Pa.....	L	66-80
*	1/9/1982	Williamsport.....	L	62-75
*	1/8/1983	at Scranton.....	L	71-99
*	1/7/1984	Williamsport.....	W	87-74
*	1/5/1985	at Scranton.....	W	63-51
p	2/23/1985	Williamsport.....	L	50-56
*	2/10/1986	Williamsport.....	W	67-61
p	2/21/1986	at Scranton.....	L	66-70
*	1/7/1987	at Scranton.....	L	57-70
*	1/6/1988	Williamsport.....	L	69-95
*	1/4/1989	at Scranton.....	L	73-77
*	1/3/1990	Williamsport.....	L	53-87
*	1/14/1991	at Scranton.....	L	75-99
	1/20/1992	Williamsport.....	L	57-84
	1/18/1993	at Scranton.....	L	68-100
*	1/19/1994	at Scranton.....	L	61-91
*	2/9/1994	Williamsport.....	L	57-98
*	1/18/1995	Williamsport.....	W	70-64
*	2/8/1995	at Scranton.....	L	57-70
*	1/10/1996	Williamsport.....	W	88-81
*	2/7/1996	at Scranton.....	W	85-76
*	1/15/1997	at Scranton.....	W	86-76
*	2/12/1997	Williamsport.....	W	95-76
*	1/14/1998	Williamsport.....	W	77-65
*	2/11/1998	at Scranton.....	L	75-86
*	1/13/1999	at Scranton.....	L	66-91
*	2/10/1999	Williamsport.....	W	72-67
*	12/8/1999	Williamsport.....	L	60-73
*	2/2/2000	at Scranton.....	L	75-83
*	12/6/2000	at Scranton.....	L	53-94
*	1/31/2001	Williamsport.....	L	69-74
p	2/21/2001	at Scranton.....	L	74-85
*	1/23/2002	at Scranton.....	L	58-59
*	2/12/2002	Williamsport.....	W	77-74
p	2/20/2002	Williamsport.....	W	70-67
*	1/29/2003	Williamsport.....	W	92-69
*	2/18/2003	at Scranton.....	L	54-83
*	12/3/2003	at Scranton.....	W	70-58
*	2/4/2004	Williamsport.....	W	80-77
*	12/1/2004	Williamsport.....	W	77-70
*	2/2/2005	at Scranton.....	L	75-77
*	11/30/2005	Williamsport.....	L	55-65
*	2/14/2006	at Scranton.....	L	79-82
Sp	2/22/2006	at Scranton.....	L	41-53
*	1/10/2007	at Scranton.....	L	72-83
*	2/15/2007	Williamsport.....	L	58-65
^	1/6/2008	at Scranton.....	W	79-67
#	11/16/2008	Williamsport.....	L	59-70

Conference: 23-40**Home: 20-17****Away: 6-35****Neutral: 0-1****vs Shenandoah (6-2)**

	1/7/2003	Williamsport.....	W	96-82
	1/6/2004	at Shenandoah.....	W	91-84
	1/6/2006	at Shenandoah.....	L	59-73
	12/21/2006	Williamsport.....	W	67-58

	12/1/2007	at Shenandoah.....	L	74-84
	12/6/2008	Williamsport.....	W	77-52
	12/30/2009	at Shenandoah.....	W	78-67
	12/30/2010	Williamsport.....	W	98-78

Home: 4-0**Away: 2-2****vs Shippensburg (0-1)**

	1/8/2000	at Shippensburg.....	L	77-81
--	----------	----------------------	---	-------

Away: 0-1**vs Skidmore (1-0)**

!	11/29/2008	at Rochester, N.Y.....	W	77-59
---	------------	------------------------	---	-------

Neutral: 1-0**vs St. Francis (Pa) (0-2)**

	2/2/1983	at St. Francis (Pa).....	L	65-75
--	----------	--------------------------	---	-------

	2/1/1984	at St. Francis (Pa).....	L	64-77
--	----------	--------------------------	---	-------

Away: 0-2

vs St. Joseph's (N.Y.) (1-0)

	1/10/1993	at Annville, Pa.....	W	72-59
--	-----------	----------------------	---	-------

Neutral: 1-0**vs St. Mary's (Md) (0-1)**

o3	12/3/1994	Williamsport.....	L	66-67
----	-----------	-------------------	---	-------

Home: 0-1**vs Staten Island (2-0)**

#	11/22/2009	Williamsport.....	W	79-50
---	------------	-------------------	---	-------

#	11/18/2011	Williamsport.....	W	90-86
---	------------	-------------------	---	-------

Home: 2-0**vs Stevenson (6-5)**

*	1/12/2013	at Stevenson.....	W	104-100
---	-----------	-------------------	---	---------

*	2/2/2013	Williamsport.....	L	76-82
---	----------	-------------------	---	-------

*	1/19/2014	Williamsport.....	L	74-79
---	-----------	-------------------	---	-------

*	2/8/2014	at Stevenson.....	L	67-80
---	----------	-------------------	---	-------

*	1/17/2015	Williamsport.....	L	73-79
---	-----------	-------------------	---	-------

*	2/17/2015	at Stevenson.....	W	76-74
---	-----------	-------------------	---	-------

*	12/5/2015	Williamsport.....	W	78-66
---	-----------	-------------------	---	-------

*	2/1/2016	at Stevenson.....	L	68-73
---	----------	-------------------	---	-------

P	2/22/2016	at Stevenson.....	W	89-75
---	-----------	-------------------	---	-------

*	1/7/2017	at Stevenson.....	W	85-78
---	----------	-------------------	---	-------

*	2/18/2017	Williamsport.....	W	97-81
---	-----------	-------------------	---	-------

Home: 2-3**Away: 4-2****vs Suffolk (0-1)**

	12/20/1975	at Waltham, Mass.....	L	83-90
--	------------	-----------------------	---	-------

Neutral: 0-1**vs SUNYIT (1-0)**

	11/29/2014	at Clinton, N.Y.....	W	81-67
--	------------	----------------------	---	-------

Neutral: 1-0**vs Susquehanna (52-54)**

ot	2/12/1949	at Susquehanna.....	L	51-63
----	-----------	---------------------	---	-------

	12/15/1949	at Susquehanna.....	W	65-48
--	------------	---------------------	---	-------

	1/18/1950	Williamsport.....	W	65-27
--	-----------	-------------------	---	-------

	2/3/1951	Williamsport.....	W	97-46
--	----------	-------------------	---	-------

	2/15/1951	at Susquehanna.....	W	97-62
--	-----------	---------------------	---	-------

	12/11/1951	Williamsport.....	W	83-39
--	------------	-------------------	---	-------

	2/11/1952	at Susquehanna.....	W	70-62
--	-----------	---------------------	---	-------

	1/10/1953	Williamsport.....	W	110-60
--	-----------	-------------------	---	--------

	2/9/1953	at Susquehanna.....	W	91-63
--	----------	---------------------	---	-------

	2/1/1954	at Susquehanna.....	W	100-48
--	----------	---------------------	---	--------

	2/13/1954	Williamsport.....	W	98-39
--	-----------	-------------------	---	-------

	1/15/1955	Williamsport.....	W	110-75
--	-----------	-------------------	---	--------

	2/1/1955	at Susquehanna.....	W	92-62
--	----------	---------------------	---	-------

	12/12/1955	at Susquehanna.....	W	62-57
--	------------	---------------------	---	-------

	1/7/1956	Williamsport.....	W	84-69
--	----------	-------------------	---	-------

	1/15/1957	Williamsport.....	L	65-69
--	-----------	-------------------	---	-------

	2/6/1957	at Susquehanna.....	L	57-64
--	----------	---------------------	---	-------

*	2/12/1958	at Susquehanna.....	L	91-94
---	-----------	---------------------	---	-------

Game-by-Game vs. Opponents



*	2/4/1959	at Susquehanna	L	55-59
*	2/23/1959	Williamsport	W	83-74
*	2/24/1960	Williamsport	L	49-79
*	1/11/1961	at Susquehanna	L	50-62
*	1/10/1962	Williamsport	L	56-89
*	1/30/1963	at Susquehanna	L	39-79
*	1/18/1964	Williamsport	L	64-66
*	2/20/1965	at Susquehanna	W	101-90
*	2/19/1966	Williamsport	W	105-86
*	12/10/1966	at Susquehanna	W	90-85
*	1/26/1968	Williamsport	W	120-99
*	12/4/1968	at Susquehanna	W	104-101
*	12/3/1969	Williamsport	L	82-98
*	12/5/1970	at Susquehanna	L	60-75
*	1/13/1971	Williamsport	L	90-95
*	12/8/1971	Williamsport	W	87-85
*	1/22/1972	at Susquehanna	L	84-85
*	1/13/1973	at Susquehanna	W	78-70
	1/20/1973	Williamsport	L	66-91
*	1/12/1974	Williamsport	W	92-88
	1/19/1974	at Susquehanna	W	75-73
*	1/11/1975	at Susquehanna	L	66-73
	2/17/1975	Williamsport	W	77-63
*	1/21/1976	Williamsport	W	62-56
	2/16/1976	at Susquehanna	W	96-86
*	1/19/1977	at Susquehanna	L	65-74
	2/12/1977	Williamsport	L	91-95
*	1/16/1978	Williamsport	L	88-97
*	2/11/1978	at Susquehanna	W	71-62
	1/5/1979	at Annville, Pa.	L	56-60
*	1/15/1979	at Susquehanna	W	87-66
*	2/10/1979	Williamsport	L	67-68
*	1/14/1980	Williamsport	W	81-70
*	2/9/1980	at Susquehanna	W	69-64
*	1/7/1981	Williamsport	W	75-63
*	2/13/1981	at Susquehanna	W	82-62
*	1/7/1982	Williamsport	L	61-66
*	2/13/1982	at Susquehanna	L	55-58
*	1/6/1983	at Susquehanna	L	49-55
*	2/12/1983	Williamsport	L	49-50
*	1/5/1984	at Susquehanna	W	69-64
*	2/8/1984	Williamsport	W	53-49
*	12/5/1984	Williamsport	W	69-61
*	2/9/1985	at Susquehanna	W	64-58
*	11/23/1985	at Susquehanna	L	64-71
*	2/8/1986	Williamsport	W	68-53
*	11/22/1986	Williamsport	L	56-66
*	2/14/1987	at Susquehanna	L	46-50
*	11/21/1987	at Susquehanna	L	67-82
*	2/13/1988	Williamsport	W	85-76
*	1/23/1989	Williamsport	L	67-79
*	2/11/1989	at Susquehanna	W	68-58
*	1/22/1990	at Susquehanna	L	58-92
*	2/10/1990	Williamsport	L	62-88
*	1/21/1991	Williamsport	L	59-68
*	2/9/1991	at Susquehanna	L	71-80
*	1/27/1992	at Susquehanna	L	74-91
*	2/15/1992	Williamsport	L	76-93
*	1/30/1993	at Susquehanna	L	66-88
*	2/17/1993	Williamsport	L	58-83
	1/31/1994	Williamsport	L	71-78
	1/30/1995	at Susquehanna	L	78-96
	2/3/1996	Williamsport	W	87-77
p	2/22/1996	at Susquehanna	L	66-73
	12/21/1996	at Susquehanna	W	78-63
	2/8/1997	at Susquehanna	L	74-84
	12/20/1997	Williamsport	L	85-87
	2/7/1998	Williamsport	W	79-69
	2/6/1999	at Susquehanna	L	75-91
	2/5/2000	Williamsport	W	77-67
	2/3/2001	at Susquehanna	L	78-91
	11/28/2001	Williamsport	W	78-59
	1/11/2003	at Susquehanna	L	87-92
	1/11/2004	Williamsport	L	69-77
	12/11/2004	at Susquehanna	W	76-59

	12/10/2005	Williamsport	W	80-74	ot
	12/10/2006	at Susquehanna	L	54-78	
	12/8/2007	Williamsport	W	73-68	
	12/14/2008	at Susquehanna	L	55-63	
	11/29/2009	Williamsport	W	88-77	
	11/23/2010	at Susquehanna	W	82-63	
	11/22/2011	Williamsport	W	67-66	
	11/20/2012	at Susquehanna	W	80-69	
	11/19/2013	Williamsport	L	84-99	
	11/18/2014	at Susquehanna	L	71-91	
	12/30/2014	Williamsport	L	75-85	
	11/23/2015	Williamsport	L	86-97	
	11/22/2016	at #25 Susquehanna	L	74-75	

Conference: 23-32

Home: 28-24

Away: 24-29

Neutral: 0-1

vs Swarthmore (4-0)

	12/28/1972	at Doylestown, Pa.	W	82-65
	12/28/1973	at Swarthmore	W	77-74
	12/29/1978	at Chester, Pa.	W	72-60
	11/23/1991	at Allentown, Pa.	W	90-77

Away: 1-0

Neutral: 3-0

vs TCNJ (1-1)

Date	Opponent	Score
12/10/1993	at Elizabethtown, Pa.	L 59-66
# 11/17/2007	Williamsport	W 58-56

Home: 1-0

Neutral: 0-1

vs Thiel (1-0)

!	12/29/2005	at Wooster, Ohio	W	94-75
---	------------	------------------	---	-------

Neutral: 1-0

vs Transylvania (1-0)

	12/30/1965	at Alliance, Ohio	W	74-70
--	------------	-------------------	---	-------

Neutral: 1-0

vs University of the Sciences (2-1)

	12/17/1948	at Philadelphia Pharmacy	W	50-47
	12/10/1949	Williamsport	W	65-48
	11/16/1990	at Westminster, Md.	L	82-92

Home: 1-0

Away: 1-0

Neutral: 0-1

vs Upsala (9-12)

*	3/1/1961	Williamsport	W	84-61	
*	2/10/1962	at Upsala	L	63-71	
*	2/2/1963	Williamsport	L	64-76	
*	2/29/1964	at Upsala	L	53-89	
*	1/16/1965	Williamsport	W	85-83	
*	1/15/1966	at Upsala	W	88-81	
*	1/14/1967	Williamsport	W	92-74	
*	12/15/1967	at Upsala	W	85-62	
*	2/15/1969	Williamsport	W	91-85	
*	12/13/1969	at Upsala	L	81-86	
*	12/17/1970	Williamsport	L	82-87	
*	12/16/1971	at Upsala	L	96-104	
*	12/20/1972	Williamsport	W	67-66	
*	2/22/1974	at Upsala	L	67-72	
*	2/21/1975	Williamsport	L	69-86	
*	2/20/1976	at Upsala	L	62-85	
*	2/18/1977	Williamsport	W	71-68	
*	12/4/1993	Williamsport	L	62-70	
*	2/5/1994	at Upsala	L	81-97	
*	1/7/1995	at Upsala	L	89-98	ot
*	2/4/1995	Williamsport	W	108-75	

Conference: 9-12

Home: 7-4

Away: 2-8



Game-by-Game vs. Opponents

vs Ursinus (1-1)

12/8/1950 Williamsport..... W 62-46
 12/4/1951 at Ursinus..... L 61-67

Home: 1-0

Away: 0-1

vs Valley Forge (1-0)

11/22/2002 Williamsport..... W 105-73

Home: 1-0

vs Virginia Wesleyan (1-0)

12/15/2001 at Murfreesboro, N.C..... W 85-82

Neutral: 1-0

vs Wagner (5-11)

2/18/1955 at Wagner..... L 69-88
 * 2/11/1961 at Wagner..... L 57-67
 * 12/9/1961 Williamsport..... W 79-68
 * 2/23/1963 at Wagner..... L 57-107
 * 12/13/1963 Williamsport..... L 75-99
 * 2/6/1965 at Wagner..... L 77-105
 * 1/21/1967 Williamsport..... L 87-97
 * 2/21/1968 at Wagner..... W 82-79
 p 3/2/1968 at Reading, Pa..... L 70-90
 * 12/13/1968 Williamsport..... L 113-119 ot
 * 2/14/1970 at Wagner..... L 85-105
 * 1/27/1971 Williamsport..... W 117-97
 * 1/8/1972 at Wagner..... L 90-113
 1/6/1973 Williamsport..... W 89-84
 * 1/5/1974 at Wagner..... L 68-75
 1/15/1975 Williamsport..... W 100-46

Conference: 3-9

Home: 4-3

Away: 1-7

Neutral: 0-1

vs Washington & Jefferson (2-1)

12/3/1955 Williamsport..... W 76-61
 2/16/1957 at Washington & Jefferson..... L 58-62
 p 3/2/1985 at Scranton, Pa..... W 102-92 o2

Home: 1-0

Away: 0-1

Neutral: 1-0

vs Washington & Lee (1-2)

12/8/1967 at Ashland, Va..... W 78-70
 12/3/1971 at Washington & Lee..... L 83-107
 1/10/1976 at Washington & Lee..... L 75-78

Away: 0-2

Neutral: 1-0

vs Washington (Md) (11-7)

2/17/1955 at Washington (Md)..... W 75-59
 12/9/1955 Williamsport..... W 85-61
 12/12/1956 Williamsport..... W 80-73
 * 12/13/1957 at Washington (Md)..... L 55-73
 * 2/6/1959 Williamsport..... W 56-45
 * 2/12/1960 at Washington (Md)..... L 61-80
 * 12/8/1962 at Washington (Md)..... W 69-65
 * 12/14/1963 Williamsport..... L 85-99
 * 12/12/1964 at Washington (Md)..... L 91-94
 * 2/4/1966 Williamsport..... W 95-70
 * 2/4/1967 at Washington (Md)..... W 80-62
 * 2/3/1968 Williamsport..... W 105-75
 * 2/22/1969 at Washington (Md)..... L 73-76
 * 2/21/1970 Williamsport..... W 93-82
 * 2/20/1971 at Washington (Md)..... W 86-74
 11/18/1983 at Westminster, Md..... L 68-82
 1/9/1993 at Annville, Pa..... L 75-76
 12/29/2015 Williamsport..... W 67-56

Conference: 7-5

Home: 7-1

Away: 4-4

Neutral: 0-2

vs Waynesburg (2-1)

1/4/1997 at Waynesburg..... L 85-87
 11/21/1998 Williamsport..... W 61-59
 1/6/2001 at Elizabethtown, Pa..... W 92-84

Home: 1-0

Away: 0-1

Neutral: 1-0

vs Wesley (3-2)

1/18/1992 at Wesley..... L 78-81
 12/12/1992 at Westminster, Md..... L 55-94
 1/16/1993 Williamsport..... W 81-70
 12/11/1993 at Elizabethtown, Pa..... W 94-74
 1/5/2008 at Scranton, Pa..... W 76-66

Home: 1-0

Away: 0-1

Neutral: 2-1

vs West Chester (1-6)

3/3/1956 Williamsport..... W 104-88
 3/2/1957 at West Chester..... L 42-77
 * 2/21/1958 Williamsport..... L 75-86
 * 2/28/1959 at West Chester..... L 56-74
 * 2/27/1960 Williamsport..... L 88-112
 * 2/25/1961 at West Chester..... L 76-88
 * 12/16/1961 Williamsport..... L 64-90

Conference: 0-5

Home: 1-3

Away: 0-3

vs West Virginia Tech (0-1)

12/4/1971 at Lexington, Va..... L 71-74 ot

Neutral: 0-1

vs Western Connecticut State (1-0)

11/19/2016 Williamsport..... W 103-90

Home: 1-0

vs Westminster (Pa) (0-1)

12/4/1954 at Westminster (Pa)..... L 78-101

Away: 0-1

vs Widener (13-16)

12/28/1978 at Widener..... L 59-81
 p 3/1/1985 at Scranton, Pa..... L 52-54
 1/4/1986 at Lock Haven, Pa..... L 51-56
 11/18/1988 at Widener..... W 68-46
 11/17/1989 at Widener..... L 57-72
 p 2/22/2000 at Widener..... L 62-70
 # 11/19/2005 Williamsport..... L 72-77
 * 1/26/2008 at Widener..... L 65-70
 * 2/9/2008 Williamsport..... W 75-68
 p 3/1/2008 Williamsport..... L 61-75
 * 1/11/2009 Williamsport..... W 60-53
 * 2/14/2009 at Widener..... L 55-70
 * 12/5/2009 at Widener..... W 91-85
 * 2/20/2010 Williamsport..... W 76-74
 * 1/8/2011 Williamsport..... L 74-75
 * 2/19/2011 at Widener..... L 83-93 ot
 * 1/21/2012 at Widener..... W 66-62
 * 2/11/2012 Williamsport..... L 69-70
 p 2/22/2012 at Widener..... W 79-77 ot
 * 1/5/2013 at Widener..... L 78-86
 * 1/26/2013 Williamsport..... W 88-71
 * 1/11/2014 at Widener..... W 72-53
 * 2/1/2014 Williamsport..... L 54-70
 * 1/3/2015 Williamsport..... W 69-64
 * 2/4/2015 at Widener..... W 63-52
 * 1/2/2016 at Widener..... L 74-81
 * 1/30/2016 Williamsport..... W 70-63 OT

Game-by-Game vs. Opponents



* 12/10/2016 at Widener.....W 74-62
 * 1/28/2017 WIDENER.....L 70-72

Conference: 10-8

Home: 6-6

Away: 7-8

Neutral: 0-2

vs Wilkes (57-64)

1/15/1949 at Wilkes.....L 56-71
 2/19/1949 Williamsport.....L 62-68
 1/14/1950 Williamsport.....W 81-57
 2/18/1950 at Wilkes.....L 63-66
 1/12/1951 Williamsport.....W 81-53
 2/24/1951 at Wilkes.....W 86-69
 1/9/1952 Williamsport.....W 75-56
 2/13/1952 at Wilkes.....W 74-62
 12/6/1952 Williamsport.....W 93-91
 2/7/1953 at Wilkes.....W 77-70
 1/30/1954 at Wilkes.....L 71-95
 2/19/1954 Williamsport.....W 92-81
 12/15/1954 Williamsport.....W 86-72
 1/29/1955 at Wilkes.....L 66-80
 1/14/1956 at Wilkes.....L 79-91
 2/18/1956 Williamsport.....W 82-77
 1/12/1957 Williamsport.....W 84-77
 2/20/1957 at Wilkes.....L 53-74
 * 12/4/1957 Williamsport.....L 59-74
 * 2/5/1958 at Wilkes.....L 55-76
 * 12/3/1958 at Wilkes.....L 72-79
 * 2/18/1959 Williamsport.....L 59-64
 * 12/4/1959 Williamsport.....L 64-70
 * 2/17/1960 at Wilkes.....L 61-70
 * 12/7/1960 at Wilkes.....L 70-73
 * 2/15/1961 Williamsport.....L 70-72
 * 12/6/1961 Williamsport.....W 70-64
 * 2/14/1962 at Wilkes.....L 67-92
 * 12/5/1962 Williamsport.....W 85-79
 * 2/13/1963 at Wilkes.....W 99-82
 * 12/4/1963 Williamsport.....W 83-57
 * 2/12/1964 at Wilkes.....L 45-61
 * 12/9/1964 at Wilkes.....W 81-71
 * 2/10/1965 Williamsport.....W 95-76
 * 12/8/1965 Williamsport.....W110-103
 * 2/9/1966 at Wilkes.....W 100-95
 * 12/7/1966 at Wilkes.....W 78-75
 * 2/8/1964 Williamsport.....W 100-77
 * 12/6/1967 at Wilkes.....W 86-77
 * 2/7/1968 Williamsport.....W 96-69
 * 12/17/1968 Williamsport.....W 109-89
 * 2/5/1969 at Wilkes.....L 98-105
 * 12/16/1969 at Wilkes.....L 74-93
 * 2/4/1970 Williamsport.....L 75-85 ot
 * 12/15/1970 at Wilkes.....L 78-80
 * 2/3/1971 Williamsport.....W 94-87
 * 12/14/1971 Williamsport.....W 97-89
 12/29/1971 at Berwick, Pa.....W 101-88
 2/19/1972 at Wilkes.....L 91-101
 12/12/1972 at Wilkes.....L 61-100
 * 2/17/1973 Williamsport.....L 72-77
 * 12/12/1973 Williamsport.....W 71-56
 2/16/1974 at Wilkes.....L 84-96
 * 12/11/1974 at Wilkes.....L 69-75
 2/15/1975 Williamsport.....L 76-79
 * 2/6/1976 at Wilkes.....L 60-75
 * 2/14/1976 Williamsport.....W 72-71
 * 12/14/1976 at Wilkes.....W 80-66
 * 12/13/1977 at Wilkes.....W 81-66
 * 2/4/1978 at Wilkes.....W 69-63
 * 12/12/1978 at Wilkes.....L 60-62 ot
 * 2/3/1979 Williamsport.....W 74-57
 * 12/11/1979 Williamsport.....W 81-78
 * 2/2/1980 at Wilkes.....W 65-60
 * 12/6/1980 at Wilkes.....L 53-55
 * 2/6/1981 at Wilkes.....W 83-73
 * 12/5/1981 Williamsport.....L 54-68

* 2/6/1982 at Wilkes.....L 46-60
 * 12/4/1982 at Wilkes.....L 62-63
 * 2/5/1983 Williamsport.....W 60-57
 * 12/3/1983 Williamsport.....W 86-80
 * 12/1/1984 at Wilkes.....L 54-58 ot
 p 2/22/1985 Williamsport.....W 60-58
 * 11/26/1985 Williamsport.....W 64-61
 * 2/1/1986 at Wilkes.....L 69-81
 * 11/25/1986 at Wilkes.....L 58-64
 * 2/7/1987 Williamsport.....L 89-92 o2
 * 11/24/1987 Williamsport.....W 81-59
 2/6/1988 at Wilkes.....L 81-90
 * 11/22/1988 at Wilkes.....L 60-83
 * 2/4/1989 Williamsport.....W 97-92
 * 11/21/1989 Williamsport.....L 60-82
 2/3/1990 at Wilkes.....L 74-82
 * 11/20/1990 at Wilkes.....L 68-86
 2/2/1991 Williamsport.....L 56-72
 11/26/1991 Williamsport.....W 99-80
 2/8/1992 at Wilkes.....L 58-76
 11/24/1992 at Wilkes.....L 74-89
 * 1/12/1994 Williamsport.....L 55-73
 * 2/2/1994 at Wilkes.....L 64-90
 * 1/12/1995 at Wilkes.....L 50-101
 * 2/1/1995 Williamsport.....L 75-77
 * 1/23/1996 at Wilkes.....L 65-66
 * 2/12/1996 Williamsport.....L 82-85
 * 1/28/1997 Williamsport.....L 67-78
 * 2/17/1997 at Wilkes.....L 66-75
 * 1/27/1998 at Wilkes.....L 79-91
 * 2/16/1998 Williamsport.....L 86-93
 * 1/27/1999 Williamsport.....W 88-78
 * 2/15/1999 at Wilkes.....L 71-84
 * 1/12/2000 Williamsport.....W 85-75
 * 2/8/2000 at Wilkes.....L 82-84
 * 1/10/2001 at Wilkes.....L 81-89
 * 2/6/2001 Williamsport.....L 77-80
 * 12/5/2001 Williamsport.....W 65-48
 * 1/30/2002 at Wilkes.....W 95-93 ot
 * 12/4/2002 at Wilkes.....W 82-80
 * 2/5/2003 Williamsport.....W 67-66 ot
 * 1/21/2004 Williamsport.....W 72-59
 * 2/17/2004 at Wilkes.....L 68-71
 p 2/28/2004 Williamsport.....W 78-70
 * 1/19/2005 at Wilkes.....L 73-79
 * 2/15/2005 Williamsport.....W 68-67 ot
 * 1/18/2005 Williamsport.....L 52-64
 * 2/1/2006 Williamsport.....W 77-69
 * 11/29/2006 at Wilkes.....L 48-65
 * 1/31/2007 Williamsport.....W 78-52
 12/12/2009 Williamsport.....L 70-82
 12/11/2010 at Wilkes.....W 72-71
 12/10/2011 Williamsport.....W 90-88
 11/25/2012 at Wilkes.....W109-102 OT

Conference: 39-47

Home: 39-20

Away: 17-44

Neutral: 1-0

vs Wilmington (Del.) (0-1)

p 3/5/2010 at Harrisonburg, Va.....L 74-78

Neutral: 0-1

vs Wooster (0-1)

12/28/1987 at Wooster.....L 50-75

Away: 0-1

vs Yeshiva (2-1)

ot 1/26/1952 Williamsport.....W 76-63
 3/4/1953 Williamsport.....W 102-55
 2/6/1954 at Yeshiva.....L 62-86

Home: 2-0

Away: 0-1



Game-by-Game vs. Opponents

vs York (Pa) (4-2)

1/6/1979	at Annville, Pa.	W	74-58
1/4/1980	at Annville, Pa.	W	76-75
2/11/1980	Williamsport.....	W	71-66
12/8/1980	at York (Pa).....	L	79-85
2/20/1985	at York (Pa).....	L	67-74
12/29/1996	at York (Pa).....	W	72-68

Home: 1-0

Away: 1-2

Neutral: 2-0



Lycoming College All-Time vs. Opponents (Since becoming Lycoming College in 1948)

Opponent.....	W-L	Opponent.....	W-L	Opponent.....	W-L
vs Albright.....	31-41	vs Lebanon Valley.....	17-21	vs St. Joseph's (N.Y.).....	1-0
vs Alfred.....	2-1	vs Lehigh.....	0-4	vs St. Mary's (Md).....	0-1
vs Alvernia.....	17-15	vs Lehman.....	1-0	vs Staten Island.....	2-0
vs American.....	0-2	vs Lincoln (Pa).....	8-5	vs Stevenson.....	6-5
vs Arcadia.....	20-5	vs Lock Haven.....	17-12	vs Suffolk.....	0-1
vs Army.....	0-2	vs Loyola (Md).....	1-2	vs Susquehanna.....	52-54
vs Baldwin-Wallace.....	0-1	vs Lynchburg.....	0-1	vs Swarthmore.....	4-0
vs Bentley.....	0-1	vs Mansfield.....	14-12	vs TCNJ.....	1-1
vs Bloomfield.....	3-1	vs Marymount (Va).....	2-1	vs Thiel.....	1-0
vs Bloomsburg.....	5-19	vs McDaniel.....	3-5	vs Transylvania.....	1-0
vs Bowie State.....	8-5	vs Merchant Marine.....	1-0	vs Upsala.....	9-12
vs Bridgewater (Va).....	1-0	vs Messiah.....	21-17	vs Ursinus.....	1-1
vs Broome Tech.....	1-1	vs Middlebury.....	0-1	vs Valley Forge.....	1-0
vs Bucknell.....	0-15	vs Millersville.....	2-4	vs Virginia Wesleyan.....	1-0
vs CCM.....	1-0	vs Misericordia.....	11-5	vs Wagner.....	5-11
vs Cabrini.....	3-0	vs Moravian.....	4-3	vs Washington & Jefferson.....	2-1
vs Carnegie Mellon.....	1-3	vs Mount Aloysius.....	1-0	vs Washington & Lee.....	1-2
vs Catholic.....	0-1	vs Mount Union.....	1-1	vs Washington (Md.).....	11-7
vs Centenary (N.J.).....	1-0	vs Mt. St. Mary's (Md).....	0-1	vs Waynesburg.....	2-1
vs Chowan.....	2-0	vs Muhlenberg.....	7-9	vs Wesley.....	3-2
vs Chris. Newport.....	0-1	vs NJIT.....	0-1	vs West Chester.....	1-6
vs Clarion.....	0-1	vs Navy.....	0-8	vs West Virginia Tech.....	0-1
vs Clarks Summit.....	14-4	vs Nazareth.....	1-0	vs Western Conn. St.....	1-0
vs D'Youville.....	1-0	vs New Haven.....	0-1	vs Westminster (Pa).....	0-1
vs DeSales.....	14-13	vs New Jersey City.....	4-4	vs Widener.....	13-16
vs Delaware Valley.....	53-15	vs Old Westbury.....	1-0	vs Wilkes.....	57-64
vs Denison.....	1-0	vs Penn College.....	10-0	vs Wilmington (Del.).....	0-1
vs Dickinson.....	14-10	vs Penn St. Altoona.....	3-1	vs Wooster.....	0-1
vs District of Columbia.....	1-1	vs Penn St. Lehigh Valley.....	1-0	vs Yeshiva.....	2-1
vs Dowling.....	0-1	vs Penn St. Schuylkill.....	3-0	vs York (Pa).....	4-2
vs Drew.....	37-13	vs Penn St.-Harrisburg.....	1-0		
vs Drexel.....	0-2	vs Penn St.-Wilkes-Barre.....	2-0		
vs East Stroudsburg.....	0-1	vs Penn State Abington.....	1-0		
vs Eastern.....	0-1	vs Penn State Behrend.....	1-0		
vs Eastern Mennonite.....	1-0	vs Penn State Brandywine.....	1-0		
vs Elizabethtown.....	47-59	vs Penn State DuBois.....	1-0		
vs Elmira.....	17-11	vs Penn State Hazleton.....	4-0		
vs FDU-Florham.....	28-13	vs Philadelphia Biblical.....	2-0		
vs Fairleigh Dickinson.....	0-1	vs Philadelphia Pharmacy.....	2-1		
vs Ferrum.....	1-0	vs Philadelphia Textile.....	3-16		
vs Franciscan.....	1-0	vs Pitt-Bradford.....	2-2		
vs Franklin & Marshall.....	0-2	vs Pitt-Greensburg.....	2-0		
vs Fredonia.....	3-0	vs Pitt-Johnstown.....	1-0		
vs Frostburg State.....	0-1	vs Plattsburgh State.....	0-1		
vs Gallaudet.....	3-0	vs Point Park.....	1-1		
vs Geneva.....	0-1	vs Quinnipiac.....	1-0		
vs Gettysburg.....	6-5	vs RIT.....	1-0		
vs Gordon.....	1-0	vs Randolph-Macon.....	0-5		
vs Goucher.....	2-0	vs Rider.....	1-5		
vs Grove City.....	1-0	vs Rio Grande.....	1-0		
vs Gwynedd-Mercy.....	2-0	vs Robert Morris.....	0-1		
vs Hamilton.....	0-1	vs Roberts Wesleyan.....	1-1		
vs Harpur.....	6-2	vs Rochester (N.Y.).....	0-1		
vs Hartwick.....	0-8	vs Rowan.....	0-1		
vs Hiram.....	0-1	vs Rutgers-Camden.....	1-0		
vs Hofstra.....	0-7	vs SUNY Geneseo.....	2-0		
vs Holy Family.....	1-1	vs SUNY Oneonta.....	1-0		
vs Hood.....	8-2	vs SUNY Potsdam.....	1-0		
vs Hunter.....	3-0	vs SUNYIT.....	1-0		
vs Indiana (Pa).....	0-1	vs Saint Leo.....	1-0		
vs Ithaca.....	0-3	vs Saint Vincent.....	4-1		
vs John Jay.....	3-0	vs Salisbury.....	1-2		
vs Johnson & Wales.....	1-0	vs Scranton.....	26-53		
vs Juniata.....	44-38	vs Shenandoah.....	6-2		
vs Keystone.....	1-0	vs Shippensburg.....	0-1		
vs King's (Pa).....	28-34	vs Skidmore.....	1-0		
vs Lafayette.....	0-2	vs St. Francis (Pa).....	0-2		



2011 & 2013 Tip-Off
Tournament MVP
Kevin Anthony



Dutch Burch Tip-Off History

Begun in 1998 by head coach Joe Bressi, the Tip-Off Tournament is a four-team, two-day annual season-opening tournament at Lamade Gym.

1998
Nov. 20-21
First Rd.
Lycoming 83, Pitt.-Greensburg 68
Waynesburg 128, Philadelphia Biblical 58
Consolation
Pitt.-Greensburg 101, Philadelphia Biblical 59
Championship
Lycoming 61, Waynesburg 59
All-Tournament Team
MVP - Kevin Rutherford - Lycoming

1999
Nov. 19-20
First Rd.
Lycoming 100, Bloomfield 90
Eastern Mennonite 80, Salisbury State 76
Consolation
Salisbury State 83, Bloomfield 76
Championship
MVP - Rasheed Campbell - Lycoming
Lycoming 99, Eastern Mennonite 90
All-Tournament Team
Chris Napier - Lycoming
Joel Kauffman - Eastern Mennonite
Jason Campion - Salisbury State
Herbie Hall - Bloomfield

2000
Nov. 17-18
First Rd.
Lycoming 98, Philadelphia Biblical 61
Beaver 55, Pitt.-Bradford 52
Consolation
Pitt.-Bradford 77, Philadelphia Biblical 72
Championship
Lycoming 87, Beaver 56
All-Tournament Team
MVP - Chris Napier - Lycoming
Aaron Johnston - Lycoming
Terrence Williams - Beaver
Justin Baxter - Beaver
Matt Beacom - Pitt.-Bradford
Steve Melniczak - Philadelphia Biblical

2001
Nov. 16-17
First Rd.
Chowan 99, Elmira 95 (2OT)
Lycoming 78, Gallaudet 55
Consolation
Gallaudet 80, Elmira 77
Championship
Lycoming 89, Chowan 67
All-Tournament Team
MVP - Tom Wesner - Lycoming
Corrin Jackson - Elmira
Frank Jackson - Gallaudet
Dejuan Green - Chowan
Chris Napier - Lycoming

2002
Nov. 22-23
First Rd.
Lycoming 105, Valley Forge Christian 73
Lincoln (Pa.) 78, Lancaster Bible 62
Consolation
Lancaster Bible 63, Valley Forge Christian 60
Championship
Lycoming 92, Lincoln (Pa.) 65
All-Tournament Team
MVP - Tom Wesner - Lycoming
Jonathan Pribble - Lycoming
Shuaib Abdur-Rahmen - Lincoln (Pa.)
Matt Lynskey - Lancaster Bible
Jared Bornman - Valley Forge Christian

2003
Nov. 21-22
First Rd.
Lycoming 72, Keystone 58
Point Park 64, Arcadia 49
Consolation
Keystone 46, Arcadia 41
Championship
Lycoming 60, Point Park 59
All-Tournament Team
MVP - Matt Stackhouse - Lycoming
Kevin Erb - Keystone
Magen McNeil - Arcadia
Marek Kosovic - Point Park
Jonathan Pribble - Lycoming

2004
Nov. 19-20
First Rd.
Lycoming 88, Alfred 82 (OT)
SUNY Geneseo 73, John Jay 56
Consolation
Alfred 71, John Jay 49
Championship
Lycoming 75, SUNY Geneseo 64
All-Tournament Team
MVP - Jonathan Pribble - Lycoming
Brad Musser - Lycoming
Joe Zera - SUNY Geneseo
Dillon Stein - Alfred
James Clark - John Jay

2005
Nov. 20-21
First Rd.
Lycoming 88, Hunter 58
Widener 62, Kean 47
Consolation
Kean 65, Hunter 45
Championship
Widener 77, Lycoming 72
All-Tournament Team
MVP - Kris Clarkson - Widener
Jonathan Pribble - Lycoming
Malcolm Thomas - Widener
B.J. Hamby - Kean
Danny Greenberg - Hunter

2006
Nov. 17-18
First Rd.
Lycoming 69, John Jay 49
Randolph-Macon 106, Penn St.-Berks 59
Consolation
John Jay 71, Penn St.-Berks 53
Championship
Randolph-Macon 81, Lycoming 66
All-Tournament Team
MVP - David Clarkson - Randolph-Macon
Greg Sye - Lycoming
Joe Askew - Penn St.-Berks
Justin Short - Randolph-Macon
Alex Valerio - John Jay

2007
Nov. 16-17
First Rd.
Penn St.-Altoona 71, Lycoming 65 (OT)
King's (Pa.) 79, TCNJ 55
Consolation
Lycoming 58, TCNJ 56
Championship
King's (Pa.) 61, Penn St.-Altoona 59
All-Tournament Team
MVP - Vince Scalzo - King's (Pa.)
James Oberlies - Lycoming
Jeff Molinelli - TCNJ
Quintin Dziabo - Penn St.-Altoona
Jamie Cousart - King's (Pa.)

2008
Nov. 15-16
First Rd.
Scranton 90, Hood 59
Lycoming 77, Penn St.-Hazleton 46
Consolation
Hood 96, Penn St.-Hazleton 79
Championship
Scranton 70, Lycoming 59
All-Tournament Team
MVP - Zach Ashworth - Scranton
Eric Anthony - Lycoming
Greg Sye - Lycoming
Luke Hawk - Scranton
Ryan Fitzpatrick - Scranton
J'Air Brady - Hood

2009
Nov. 21-22
First Rd.
Staten Island 69, Penn St.-Berks 56
Lycoming 84, Franciscan 53
Consolation
Franciscan 59, Penn St.-Berks 54
Championship
Lycoming 79, Staten Island 50
All-Tournament Team
MVP - Mike Bradley - Lycoming
Matt Leidell - Franciscan
Kemian Flowers - Penn St.-Berks
Ryan Hennessey - Staten Island
Jerlad Williams - Lycoming

**2015 Tip-Off
Tournament Champion
Warriors**



Dutch Burch Tip-Off History

2010
Nov. 19-20
First Rd.
Lycoming 98, Penn St.-Wilkes-Barre 58
Johnson & Wales 88, Franciscan 60
Consolation
Penn St.-Wilkes-Barre 87, Franciscan 77
Championship
Lycoming 83, Johnson & Wales 75
All-Tournament Team
MVP - Mike Bradley - Lycoming
Desmond Simms - Penn St.-Wilkes-Barre
Connor Flanagan - Franciscan
Darren Faust - Johnson & Wales
Lamont Thomas - Johnson & Wales
Jerald Williams - Lycoming

2011
Nov. 18-19
First Rd.
Lycoming 90, Staten Island 86 (OT)
Adrian 77, Hunter, 51
Second Rd.
Adrian 66, Staten Island 63
Lycoming 93, Hunter 68
All-Tournament Team
MVP - Kevin Anthony - Lycoming
Eric Lewis - Adrian
T.J. Tibbs - Staten Island
Mark Courtien - Hunter
Jerald Williams - Lycoming

2012
Nov. 16-17
First Rd.
Lycoming 88, Penn St.-Wilkes-Barre 45
Salisbury 76, SUNY Old Westbury 63
Consolation
SUNY Old Westbury 97, Penn St.-Wilkes-Barre 53
Championship
Salisbury 85, Lycoming 82
All-Tournament Team
MVP - Travon Vann - Salisbury
Tyreke Taylor - SUNY Old Westbury
Denzel Mensah - Penn St.-Wilkes-Barre
Trent Epps - Salisbury
Pat Dougher - Lycoming

2013
Nov. 15-16
First Rd.
Lycoming 94, Penn College 77
John Jay 80, Penn St.-Brandywine 62
Consolation
Penn St.-Brandywine 85, Penn College 73
Championship
Lycoming 104, John Jay 98
All-Tournament Team
MVP - Kevin Anthony - Lycoming
Bryce Lonsway - Penn College
Frank McClusker - Penn St.-Brandywine
Michael Rudy - Lycoming
Korede Griffith - John Jay

2014
Nov. 15-16
First Rd.
Lycoming 91, Penn State Schuylkill 57
Plattsburgh State 74, Elizabethtown 59
Consolation
Elizabethtown 98, Penn State Schuylkill 72
Championship
Plattsburgh State 78, Lycoming 64
All-Tournament Team
MVP - Jordan Moody, Plattsburgh State
Lee Eckert, Elizabethtown
Kenford Lynch, Penn State Schuylkill
Chris Wallace, Lycoming
Mike Mitchell, Plattsburgh State

2015
Nov. 13-14
First Rd.
Lycoming 97, Penn State Schuylkill 75
Misericordia 63, Lehman 60
Consolation
Lehman 99, Penn State Schuylkill 58
Championship
Lycoming 86, Misericordia 78
All-Tournament Team
MVP - David Johnson, Lycoming
Benioko Harris, Penn State-Schuylkill
Olando Minnot, Lehman
Erik Kerns, Misericordia
Alex Newbold, Lycoming

2016
Nov. 18-19
First Rd.
Lycoming 111, Penn State Schuylkill 81
Western Connecticut State 78, Haverford 67
Consolation
Haverford 73, Penn State Schuylkill 67
Championship
Lycoming 103, Western Connecticut State 90
All-Tournament Team
MVP - Alex Newbold, Lycoming
Nyk King, Lycoming
RashardRodriguez, Western Conn. State
Derek Dimond, PSU Schuylkill
Joe Scibelli, Haverford



Tommy Wesner hit 11 3-pointers against Lincoln in 2002.



Dutch Burch Tip-Off Records

30-Point Games

- 36 Joe Zera, Geneseo vs. Lycoming, 2004
- 36 Jonathan Pribble, Lycoming vs. Widener, 2005
- 34 Tommy Wesner, Lycoming vs. Lincoln, 2002
- 34 Frank Jackson, Gallaudet vs. Elmira, 2001
- 33 Benioko Harris, PS-Schuylkill vs. Lyco, 2015
- 33 Bloochy Magloire, Staten Island vs. Lyco, 2011
- 33 Dejuan Green, Chowan vs. Elmira, 2001
- 32 Dillon Stein, Alfred vs. John Jay, 2004
- 31 Jonathan Pribble, Lycoming vs. Alfred, 2004
- 30 Chris Napier, Lyco. vs. E. Menonite, 1999
- 30 Travon Vann, Salisbury vs. Lycoming, 2012

Most assists

- 14 Jerald Williams, Lyco. vs. Staten Island, 2011
- 10 T.J. Tibbs, Staten Island vs. Lycoming, 2011
- 10 Jerald Williams, Lycoming vs. Salisbury, 2012
- 9 Brad Musser, Lycoming vs. Geneseo, 2004
- 9 Jerald Williams, Lyco. vs. PS-Wilkes-Barre, 2012
- 8 Shaun Peters, Point Park vs. Lycoming, 2003
- 8 Lamonte Thomas, John. & Wales vs. Lyco., 2010
- 8 Malcolm Covington, Lyco. vs. Penn College, 2013
- 8 Jourdan Wilson, Lycoming vs. John Jay, 2013
- 8 Mike Mitchell, Plattsburgh St. vs. Lycoming, 2014
- 8 Nick Jacoby, PS-Schuylkill vs. Lyco, 2015

Most 3-Point Field Goals

- 11 Tommy Wesner, Lycoming vs. Lincoln, 2002
- 7 Joel Kauffman, E. Menonite vs. Lycoming, 1999
- 6 Griffin Sponaugle, Misericordia vs. Lyco., 2015
- 6 Quentin Bryant, Alfred vs. Lycoming, 2004
- 6 Jonathan Pribble, Lycoming vs. Widener, 2005
- 6 Darren Faust, Johnson & Wales vs. Lyco., 2010
- 6 Benioko Harris, PS-Schuylkill vs. Lyco, 2015

Most steals

- 7 Brian Kennedy, Point Park vs. Lycoming, 2003
- 7 Korede Griffith, John Jay vs. Lycoming, 2013
- 6 Tommy Wesner, Lycoming vs. Valley Forge, 2002
- 6 Anthony Watson, Lycoming vs. John Jay, 2006
- 6 Jerald Williams, Lyco. vs. PS-Wilkes-Barre, 2010
- 6 Darryl Dennis, John Jay vs. Brandywine, 2013
- 6 Phil Wenger, E'town vs. PS-Schuylkill, 2014

Most free throws

- 14 Kevin Anthony, Lycoming vs. John Jay, 2013
- 12 Derek Dimond, PSU Schuylkill vs. Lyco, 2016
- 11 Darius James, Lycoming vs. Western Conn., 2016
- 10 Tommy Wesner, Lycoming vs. Chowan, 2001
- 10 Travon Vann, Salisbury vs. Old Westbury, 2012
- 9 Rasheed Campbell, Lyco. vs. E. Menonite, 1999
- 9 Dillon Stein, Alfred vs. Lycoming, 2004
- 9 Vince Scalzo, King's vs. Penn St.-Altoona, 2007
- 9 Josh Ducoulombier, Franciscan vs. Lyco., 2009
- 9 Mike Bradley, Lycoming vs. John. & Wales, 2010
- 9 Kody Jacoby, PSU Schuylkill vs. Haverford, 2016

Most blocks

- 7 Michael Rudy, Lycoming vs. Penn College, 2013
- 5 Rashard Rodriguez, Western Conn. vs. Lyco, 2016
- 4 James Hawk, Misericordia vs. Lycoming, 2015
- 4 Niv Solomon, Lehman vs. Misericordia, 2015
- 4 Quincy Longacre, E. Mennonite vs. Salisbury, 1999
- 4 Jared Bormman, Valley Forge vs. Lan. Bible, 2002
- 4 Matt Stackhouse, Lycoming vs. Keystone, 2003
- 3 12 tied

Most Rebounds

- 19 Linwood Gilmore, Lincoln vs. Lan. Bible, 2002
- 18 Travon Vann, Salisbury vs. Lycoming, 2012
- 14 Jaren Bormman, Valley Forge Chris. vs. LBC, 2002
- 14 Corrin Jackson, Elmira vs. Gallaudet, 2001
- 14 William Bracey, PS-Schuylkill vs. Lehman, 2015
- 13 Dillon Stein, Alfred vs. John Jay, 2004
- 13 Mike Bradley, Lycoming vs. John. & Wales, 2010
- 13 Jordan Young, Staten Island vs. Lycoming, 2011
- 13 Frank McCusker, Brandywine vs. John Jay, 2013
- 13 Kris Owens, John Jay vs. Lycoming, 2013



2015 Basinger
Tournament Champion
Warriors



Louis Fleming Basinger Memorial Tournament History

Louis F. Basinger '56, a Lock Haven, Pa., native, served two tours of duty in the U.S. Army prior to enrolling at Lycoming College in 1952. While at Lycoming, he majored in psychology and English, was a member of the Lambda Chi Alpha fraternity and Dramatic Club and served on the Interfraternity Council. He later earned a master's at Catholic University and Ph.D. at George Washington University.

In 1965, Lou married Debra Joseph and moved to Bangkok, Thailand, where he spent a considerable amount of time working among the Montagnard Tribes in Vietnam for both Booz Allen and Philco Ford. In 1968, he moved his family to Hawaii, where he served on the Scientific Advisory Group to CINCPAC (United States Pacific Command). From there, he held research positions in Maryland and Kentucky, and finally settled with his wife and three children in Miami, Fla.

In Florida, Lou worked for many years as an industrial psychologist and test specialist for numerous municipalities. Sadly, he fell ill and passed away in 2005 at age 76. He was the proud grandfather of three beautiful children and delighted in every minute spent with them.

When he passed away in 2010, his family began to sponsor the Louis Fleming Basinger Memorial Tournament in his memory, starting the tournament in 2011.

2011
Jan. 3-4
First Round
Lycoming 88, Penn St.-DuBois 60
Delaware Valley 73, Worcester State 59
Consolation
Worcester State 71, Penn St.-DuBois 65
Championship
Lycoming 92, Delaware Valley 76
All-Tournament Team
MVP - Jerald Williams, Lycoming
Josh Salter, Penn St.-Dubois
Dave Douillette, Worcester State
Jeremy Beckett, Delaware Valley
Will Kelly, Lycoming

2012
Jan. 2-3
First Round
Lycoming 106, Penn State Abington 73
Mt. Union 77, Immaculata 46
Consolation
Immaculata 84, Penn State Abington 83
Championship
Lycoming 91, Mount Union 75
All-Tournament Team
MVP - Jerald Williams, Lycoming
Nelson Torres, Immaculata
Mike Marvin, Penn St.-Abington
Jimmy Wood, Mount Union
Patrick Dougher, Lycoming

2012
Dec. 29-30
First Round
Lycoming 103, Cairn 27
John Jay 74, Gallaudet 65
Consolation
Gallaudet 68, Cairn 56
Championship
Lycoming 100, John Jay 72
All-Tournament Team
MVP - Jerald Williams, Lycoming
Layton Seeber, Gallaudet
Reuben Lacy, Cairn
Jamar Harry, John Jay
Michael Rudy, Lycoming

2013
Dec. 30-31
First Round
Lycoming 75, Univ. of New England, 51
McDaniel 58, Misericordia 50
Consolation
Misericordia 72, Univ. of New England 54
Championship
McDaniel 62, Lycoming 57
All-Tournament Team
MVP - Phillip Perry, McDaniel
Matt Greene, Misericordia
Kurt Steiner, University of New England
Michael Rudy, Lycoming
Duane Echols, McDaniel

2014
Dec. 29-30
First Round
Lycoming 98, Penn State Brandywine 75
Susquehanna 82, Rutgers-Camden 63
Consolation
Rutgers-Camden 92, Penn St. Brandywine 74
Championship
Susquehanna 85, Lycoming 75
All-Tournament Team
MVP - Brandon Hedley, Susquehanna
James Fisher, Penn State Brandywine
Wyatt Polk, Rutgers-Camden
Malcolm Covington, Lycoming
Josh Miller, Susquehanna

2015
Dec. 29-30
First Round
Lycoming 67, Washington (Md.) 56
Old Westbury 53, York (Pa.) 51 (OT)
Consolation
Washington (Md.) 45, York (Pa.) 44
Championship
Lycoming 82, Old Westbury 60
All-Tournament Team
MVP - T.J. Duckett, Lycoming
Clay Smith, Washington
Blayde Reich, York
Nykolas King, Lycoming
Stephon Odle, Old Westbury

2016
Dec. 29-30
First Round
Lycoming 65, Fredonia 47
Delaware Valley 75, Rosemont 70
Consolation
Fredonia 79, Rosemont 71
Championship
Lycoming 65, Delaware Valley 63
All-Tournament Team
MVP - Alex Newbold, Lycoming
Jamier Hughes, Rosemont
Richard De La Cruz, Fredonia
Tyliek Kimbrough, Delaware Valley
David Johnson, Lycoming



Jerald Williams was named the Basinger Tournament MVP three times.



Basinger Tournament Records

Most points

- 38 James Fisher, PS-Brandywine vs. Lyco, 2014
- 35 Wyatt Polk, Rutgers-Camden vs. Susqu., 2014
- 29 Jimmy Wood, Mount Union vs. Immac., 2012
- 29 Layton Seeber, Gallaudet vs. Cairn, 2012
- 28 Mike Marvin, PS-Abington vs. Immac., 2012

Most field goals made

- 14 James Fisher, PS-Brandywine vs. Lyco, 2014
- 12 Jimmy Wood, Mount Union vs. Immac., 2012
- 11 Wyatt Polk, Rutgers-Camden vs. Susqu., 2014
- 11 Dave Douillette, Wor. St. vs. Del. Val., 2011
- 11 Nelson Torres, Immac. vs. PS-Abington, 2012

Most 3-Point field goals

- 8 James Fisher, PS-Brandywine vs. Lyco, 2014
- 7 Ihsaan Davis, Lycoming vs. Del. Valley, 2011
- 7 Matt Greene, Misericordia vs. U. New Eng., 2013
- 6 Layton Seeber, Gallaudet vs. John Jay, 2012
- 6 Mike Colacci, PS-Abington vs. Lycoming, 2012
- 6 Brandon Hedley, Susqu. vs. Rutgers-Camd., 2014

Most free throws

- 10 Jamier Hughes, Rosemont vs. Fredonia, 2016
- 9 Josh Salter, Penn St. Dubois vs. Wor. St., 2011
- 9 Wyatt Polk, Rutgers-Camden vs. Susqu., 2014
- 8 Erik Kerns, Misericordia vs. U. New Eng., 2013
- 8 Mike Marvin, Penn St.-Abington vs. Immac., 2012
- 8 Jerald Williams, Lycoming vs. Mount Union, 2012
- 8 Jamar Harry, John Jay vs. Lycoming, 2012
- 8 Steven Weidlich, Susquehanna vs. Lyco, 2014

Most rebounds

- 18 Jeremy Beckett, Del. Valley vs. Lycoming, 2011
- 16 Jimmy Wood, Mount Union vs. Immac., 2012
- 16 Andre' Butler, Del. Val vs. Lycoming, 2016
- 13 Orion Palmer, Gallaudet vs. John Jay, 2012
- 13 Orion Palmer, Gallaudet vs. Cairn, 2012
- 13 Steve Ware, Misericordia vs. McDaniel, 2013
- 13 Alex Newbold, Lycoming vs. Del Val, 2016
- 13 Nicc Johnson, Fredonia vs. Rosemont, 2016

Most assists

- 17 Jerald Williams, Lycoming vs. Del. Valley, 2011
- 14 Jerald Williams, Lycoming vs. John Jay, 2012
- 14 Jerald Williams, Lycoming vs. Cairn, 2012
- 13 Jerald Williams, Lycoming vs. Mount Union, 2012
- 11 Jerald Williams, Lycoming vs. PS-Abington, 2012

Most steals

- 6 Jerald Williams, Lycoming vs. PSU Dubois, 1/3/11
- 6 Josh Howard, PSU-Abington vs. Lyco., 2012
- 5 Jocus Houston, Gallaudet vs. John Jay, 12/29/12
- 4 Nine tied

Most blocks

- 6 Michael Rudy, Lycoming vs. John Jay, 2012
- 6 Tyrea Williams, Del Val vs. Lycoming, 2016
- 4 Barron Lacy, Cairn vs. Gallaudet, 2012
- 4 Reuben Lacy, Cairn vs. Gallaudet, 2012
- 4 Michael Rudy, Lycoming vs. U. New England, 2013
- 4 Mark Shannon, PS-DuBois vs. Lycoming, 2011



Lamade Gym

Home since 1980

The centerpiece of the Recreation Center Complex, the 2,000-seat Lamade Gymnasium serves as home to the Warriors' basketball, volleyball and wrestling programs. Opened in 1980, the large wooden-floor allows for two full volleyball courts and plenty of additional basketball practice space, while the facility comes complete with locker rooms for each team. Lamade Gym and its close-to-the-action feel gives fans an intimate setting to help create one of the best game-day atmospheres in the region.

Named after George R. Lamade, the publisher of the national weekly magazine celebrating rural America, GRIT, the building has produced many headline-inducing moments, including serving as the host of seven volleyball conference title teams, 11 wrestling conference title teams, three men's basketball conference title teams and one women's basketball conference title team.

The gym also serves as host to the Budd Whitehill National Duals each winter, as the Warrior wrestling program host a 20-team, two-day tournament on four mats amongst 20 of the finest teams in Division III.



Recreation Center

The \$8.2 million Recreation Center was completed in 2003. The facility includes four multi-purpose courts, a 1/8-mile suspended running track, and both a lower-level plate loaded and free-weight section and an upper-level cardiovascular fitness center. Also included in the facility is a classroom, locker and shower facilities, a lounge area and the Lycoming College Athletics Hall of Fame. The Recreation Center is the home of many special campus events, including concerts and the kick-off to the Bicentennial Celebration.

Year-By-Year at Lamade Gym

Year	W	L	Pct.	Year	W	L	Pct.
1980-81	5	4	0.555	1999-00	11	2	0.846
1981-82	4	5	0.444	2000-01	7	3	0.700
1982-83	6	5	0.545	2001-02	12	1	0.923
1983-84	9	1	0.900	2002-03	12	1	0.923
1984-85	12	1	0.923	2003-04	15	2	0.882
1985-86	9	0	1.000	2004-05	11	2	0.846
1986-87	6	5	0.545	2005-06	10	4	0.714
1987-88	6	4	0.600	2006-07	10	3	0.769
1988-89	7	4	0.636	2007-08	10	4	0.714
1989-90	0	8	0.000	2008-09	8	6	0.571
1990-91	3	9	0.250	2009-10	11	4	0.733
1991-92	3	6	0.333	2010-11	10	4	0.714
1992-93	2	6	0.250	2011-12	10	5	0.667
1993-94	1	9	0.100	2012-13	9	5	0.643
1994-95	7	3	0.700	2013-14	9	6	0.600
1995-96	13	1	0.929	2014-15	9	4	0.692
1996-97	7	2	0.778	2015-16	11	4	0.733
1997-98	9	4	0.692	2016-17	15	3	0.833
1998-99	11	1	0.917	Total	310	141	0.687

Lamade Gym Superlatives

Undefeated seasons 1 (1985-86)
Longest winning streak 18 (1/17/2004-1/12/2005)
Longest regular-season winning streak 23 (2/4/1984-2/15/1986)
First game vs. Lock Haven, L, 55-61, 11/25/1980
First win vs. King's, W, 55-49, 12/3/1980
50th win vs. Juniata, W, 63-56, 1/28/1987
100th win vs. Scranton, W, 95-76, 2/12/1997
150th win vs. Scranton, W, 70-67, 2/20/2002
200th win vs. Elizabethtown, W, 77-74, 11/21/2006
250th win vs. Susquehanna, W, 67-66, 11/22/2011
300th win vs. Hood, W, 61-60, 12/3/2016
100th game vs. Delaware Valley, L, 55-67, 2/14/1990
200th game vs. Eastern Mennonite, W, 99-90, 11/20/1999
300th game vs. Widener, W, 60-53, 1/11/2009
400th game vs. Alvernia, L, 63-78, 1/29/2014
First overtime game vs. Elizabethtown, L, 67-69, 1/21/1987
First overtime win vs. Drew, W, 67-63, 1/24/1987
Most points scored (combined) 207, vs. Elmira, W, 107-100, 1/5/1999
Most points scored (Lycoming) vs. Philadelphia Biblical, W, 112-83, 12/2/1997
 vs. Juniata, W, 112-62, 1/29/1996
Most points scored (opponent) vs. Elizabethtown, L, 60-105, 1/17/1991

Largest Crowds at Lamade

Date	Opponent	Score	Attendance
2/12/1996	Wilkes	L, 82-85	2200
2/22/1985	Wilkes (M)	W, 60-58	2100
1/28/1997	Wilkes	L, 67-78	2000
3/4/2004	Lehman (N)	W, 74-68	1829
2/25/2017	Albright (C)	W, 76-62	1822
11/21/2009	Franciscan (T)	W, 84-53	1800
2/5/2003	Wilkes	W, 67-66 (OT)	1723
1/29/2003	Scranton	W, 92-69	1629
2/28/2004	Wilkes (F)	W, 78-70	1629
1/8/1997	Juniata	W, 81-60	1500
2/16/1998	Wilkes	L, 86-93	1500
1/27/1999	Wilkes	W, 88-78	1500
M - MAC Northern Division Semifinals	N - NCAA Division III First Round		
T - Tip-Off Tournament	F - Freedom Conf. Championship		
C - MAC Commonwealth Champs.			