



*2017 College Football Hall of Fame Inductee Frank Girardi*

## 2017 LYCOMING COLLEGE FOOTBALL RECORD BOOK

Lycoming 200 .....	2-11	Individual Single-Season Records .....	75-83
MAC Century Team .....	12-14	Individual Single-Game Records .....	84-88
Conference Champions .....	15-19	Team Single-Season Records .....	89-92
All-Americans by Organization .....	20-21	Game-by-Game Results .....	93-105
All-Americans by Year .....	22	All-Time Postseason Results .....	106-108
Awards & Honors .....	23-28	NCAA Tournament Single-Game Records .....	109-110
Middle Atlantic Conference Awards & Honors .....	29-35	vs. Nationally-Ranked Opponents/In the Polls .....	111
All-Time Participants .....	36-48	Old Hat Trophy Game .....	112
Year-by-Year Records .....	49-50	Family Weekend .....	113
Coaching Records .....	51	Homecoming .....	114
Year-by-Year Statistics .....	52-57	Game-by-Game vs. Opponents .....	115-120
Year-by-Year Leaders .....	58-61	All-Time Records vs. Opponents .....	121
Individual Conference Leaders .....	62	David Person Field .....	122
Team Conference Leaders .....	63	Dickinson Seminary Year-by-Year .....	123
National Leaders .....	64	Dickinson Seminary Game-by-Game Results .....	124-126
Career Records .....	65-73		



**During the 2011-12 academic year, the Lycoming College athletic department releases a series of 200 key moments in the athletic program's history in conjunction with the school's bicentennial. Below are the moments that have to do with football from the list.**

## **2. Rev. Edward J. Gray, may 1893**

Prep school and college athletics were both in a precarious spot at the end of the 19th century. Football was so violent a sport that in 20 years, President Theodore Roosevelt felt the need to step in and he helped oversee the creation of uniform rules for the sport, helping pave the way for the NCAA. Knowing those dangers, it may have been easy for the Seminary to not support its athletics teams, which in the 1890s included both baseball and football. Both sports were run by the student-athletes, with student-managers offering much of the actual coaching. Still, it was hard not to see the benefit of interscholastic athletics, as the games created excitement throughout the school. By 1893, Rev. Edward J. Gray was in his 19th of 31 years as president of the Seminary. With the excitement of a newly-founded athletic association, Gray sought out land for the purpose of an athletic field. In 1902, near the end of Gray's tenure, he secured funding for a 1,000-seat grandstand at the football field, which is now the campus quad.

## **3. Coach Forrest Craver, 1899**

Like many schools that began athletic programs around the turn of the century, the sports at Dickinson Seminary were coached by the students themselves. This, of course, led to inevitable problems. In fact, that first baseball team in 1890 had critics that believed the team could have been more successful if the "student-managers had chosen team members by talent rather than personal friendships," according to Holmes' history of the athletic department. By 1899, Forrest Craver, who taught Ancient Languages at the Seminary, was ready to help change that culture. Craver organized practices and scheduled games against teams outside of Williamsport. While he coached for just one year before yielding to Professor T. Marshal West, the head of the Latin and Rhetoric department, Craver's influence on the football team was immediately felt, as he guided the team to a 3-1-1 record.

## **4. Win over Mansfield, Oct. 12, 1902**

By 1902, the Seminary football team was well-established, having entered its seventh year of play. In 1901, the team finished 7-1, but the 1902 team, which went on to finish 6-2 overall, was the first to make heads turn around the state. On a mid-autumn Saturday, the Seminary travelled into the mountains and came away with the first victory for any team at Mansfield State Normal School in six years. After making a goal-line stand on the opening drive, the defense held its ground for the rest of the first half. After a second-half opening kickoff return by George Grove to midfield, the team kept rolling down the field. Finally, William Evans broke through the Mansfield line and he rushed 15 yards to the goal-line before the ball was stripped. However, Bobby Rich fell on the ball for the touchdown. A later score by Robert Stine sealed the 12-0 victory. Later in the year, when Mansfield made a trip to Williamsport, the Seminary easily handled the team, with Rich scoring four times by himself.

## **5. Robert (Bobby) Rich, 1902**

Although Robert Rich left for Mercersburg Academy in 1901, it was his return in 1902 that made the football team one of the greatest in the school's early years. Rich, a 5-11, 167-pound back from Woolrich, Pa., Rich helped the team to a 5-3-1 mark in 1900 as a fullback before leaving for Mercersburg in 1901. Coming back to the Seminary in 1902, Rich moved to halfback and immediately left his mark as one of the best players in the school's early history. He was the hero of the Mansfield game, and he finished the season as the team's top rusher with 10 touchdowns. After graduating from the school at the age of 20 in the spring, his affiliation with the school was far from over. His father, Michael Bond Rich, owned the Woolrich Woolen Mills and became a large benefactor of the school, eventually serving as the President of the Board of Trustees. Robert Rich, when his father passed in 1931, took over the position and served in that role through the school's transition into Lycoming College. Rich, who went on to serve in the U.S. House of Representatives, still has an influence seen today at Lycoming, through Rich Hall. Rich is also not the only Board of Trustee member to have gone from the athletic field to the board, as the past chairmen of the board, Art Haberberger, played on the first varsity men's soccer team at Lycoming College.

## **8. Clyde Bastian, 1911**

As a preparatory school, Dickinson Seminary's main goal for its students was to get them into a four-year college. With a football program that enjoyed 14 straight winning seasons from 1899-1913, the team was full of players that moved on to storied collegiate programs. Jack Minds and Jim Reese left for the University of Pennsylvania teams in the 1890s, as did Ed and Charley Young for Cornell. Clyde Bastian was a bit of a surprise when he moved into Seminary's backfield for his senior year in 1911. The bruising back was the key cog in a 4-3 season for the Seminary, while his work on the defensive line helped keep opponents on their heels. At the end of the season, he headed out to Ann Arbor, where he joined the University of Michigan football team, earning letters in 1914-15, as the Sheffield, Pa., native was coached by the legendary Fielding Yost.

## **9. Alexander Brown Mackie, 1913-14**

Another prominent alumnus of the football program from those early years was Alexander Brown Mackie. Although he played for just one season at the Seminary in football and basketball in 1913-14, Mackie played football at Ohio Wesleyan University and went on to become the most successful football coach in the history of Kansas Wesleyan University. From 1921-37, he helped the team to a 72-40-14 record and five conference titles. Following his career as head coach of the Coyotes, Mackie opened the Brown Mackie College with Perry E. Brown. The college has 27 centers throughout the country and an enrollment of more than 10,000 students.

## **12. Monroe Hess, 1916-18**

An important part of the offensive line from 1916-18, Monroe Hess was one of the best players in the Seminary era. As a sophomore, he stepped onto the team and immediately entered the lineup. By the next fall, he became one of the first two-year captains in school history, leading the team to a 6-3 mark as a junior. A left tackle, Hess was listed by the Dickinson Union as someone who "possessed the rare combination to win the game with love and respect for the other team..." Hessie" played and fought hard in all the games." He also played baseball as a sophomore.

## **14. Dr. John W. Long, 1921-55**

During the 34 years that Dr. John W. Long served as president of Dickinson Seminary, Dickinson Junior College and Lycoming College, he guided the school through an immeasurable amount of changes. A baseball player that turned down a pro contract at the end of his time at Dickinson College to focus on work within the church, Long was a lifelong fan of athletics. While his larger legacy lays in his vision to make the prep school a college, Long was the first to address one of the most critical needs for the athletic program – an adequate gymnasium. In fact, it was one of his first projects, as the cornerstone was laid on Nov. 3, 1923. His support for the athletic program didn't stop there. Eight years later, he erected a steel and concrete foundation for the bleachers at the football field. Toward the end of his days in office, Long made two of the most lasting contributions to the athletic program, overseeing its admission to the NCAA and the Middle Atlantic Conference in 1951.

## **15. M. Ross "Cardy" Swartz, 1923-30**

A graduate of Lebanon Valley College, M. Ross Swartz, better known as "Cardy," came to Dickinson Seminary straight out of the minor leagues. A pitcher in Reading and Rochester, Swartz came to the hilltop in 1923 as the athletic director and the football, men's basketball and baseball coach. For the next six years, he held those titles. On the gridiron, Swartz' teams finished under .500 just twice and he finished his tenure with a 28-17-4 (.612) record. In his first two years, he coached two of the best squads in the prep school's history, posting an 11-2 record. On the basketball court, he took a team that went 3-7 in his first year and transformed it into one that posted an 8-5 mark in 1927-28, the most wins for a Seminary team since the undefeated 1916 team.



## 16. The First Homecoming, 1923

Homecoming's beginnings at the Seminary trace back to pretty close to the listed original Homecoming at the University of Missouri in 1911. Just 12 years later, in 1923, the team hosted Mansfield on Nov. 3, going on to win 13-7 in a hard-fought contest. Homecoming, in that origin, was held as part of the same celebration as the laying of the Gym Cornerstone. A year later, the team's homecoming game against the Wyoming Seminary coincided with the dedication of the gym and with that, the tradition was born. However, that second Homecoming met the Seminary with its only loss of the season (see the next moment). Mention of Homecoming disappeared for a few years after that, but it came back in 1930 and 1931 before going away again until 1939. Excluding the years for World War II and the Korean War when football was discontinued, Homecoming has been celebrated every year since.

## 17. 1924 Football Team

Although the Seminary enjoyed a fine 5-1 season in 1923, the school continued its football renaissance in 1924. It began with a dramatic win in the season-opener, as Granny Nye crossed the goalline with just two minutes to play to help lead the Seminary to a 13-7 win over Keystone. As the season wore on, it became clear that it was one of the best prep school teams in the state, led by the stalwart running play of Bye Hayes, as he scored on a 60-yard touchdown reception against the Cornell freshmen and added the lone touchdown in a win over West Chester Normal. After a 19-0 win over the Susquehanna reserves, the team had an impeccable 6-0 record, having allowed just the seven points against Keystone. Meanwhile, the offense, led by the play of quarterback Earl Z. McKay, Nye and Hayes, racked up 97 points. However, in the last game of the year, the Seminary met its lone defeat, 19-0, at the hands of a Wyoming Seminary team that hadn't lost in three years. Still, the team, under the direction of Cardy Swartz, posted its most wins since 1917 and its highest winning percentage since 1902.

## 19. Beating Wyoming Seminary, Nov. 14, 1925

For a decade, Wyoming Seminary was to Dickinson Seminary as the Atlanta Braves are to the Pittsburgh Pirates. The closer and better Dickinson got to becoming an elite prep school team, the better Wyoming Seminary became. In 1925, after not having been scored upon at all in 1923 or 1924, Wyoming came to Williamsport on a sunny autumn day undefeated and having only allowed one touchdown all season. After a first-quarter drive by Wyoming Seminary stalled at the 15-yard line, the Dickinson frontline continued its bend-but-don't-break tactics. Dickinson also benefitted from solid special teams play, as Granny Nye booted a still-school-record 85-yard punt, all the way through the opponents' end zone, helping the teams head to halftime tied at zero. In the third quarter, it was Bye Hayes who took over on special teams, as he fielded a punt at Dickinson's 25-yard line and then he broke through the line thanks to some great blocks, scoring the game's lone touchdown. Wyoming's offense couldn't get any closer than they had in the first quarter for the rest of the game and, according to the Dickinson Union, "...At the end of the game, they walked off the field with tears in their eyes." For the first time in nearly four years, they had lost after all and it was Dickinson Seminary, led by Granny Nye and Bye Hayes who led the way.

## 20. Millard Hayes, 1925

In his two years at Dickinson Seminary, Bye Hayes left a legacy as one of the greatest halfbacks in the school's history. In 1924, he burst onto the scene by posting game-clinching touchdowns against the Cornell freshmen and West Chester Normal. At the end of the year, he was the natural choice to become captain as a senior. While the team didn't have the same success that the 1924 team did, Hayes did lead the Seminary to one of the biggest upsets in school history, scoring on a 75-yard punt return to lift the team to a 7-0 win over Wyoming Seminary, ending a four-year win streak. That wasn't the end of his athletic prowess, though, as he also played on the basketball and track and field teams, as he finished his career with six letters. He also shined on the track, as he won the pole vault at the Penn State Intercollegiate Track and Field Meet, took second in the shot put and third in the 100-yard dash as a junior.

## 21. John Lindemuth, 1927

From just down Fourth Street in Newberry, Lindy was an eight-time letterwinner at the Seminary, posting letters with the football (three), track and field (three) and basketball (two) teams. As a right end on the football team, Lindy worked his way to the captaincy as a senior. The 1927 Dart yearbook proclaimed that, "Some morning he will awake and find himself famous." Sure enough, 14 years later, Lindemuth began to leave a legacy that is still in evidence today. He was approached by Little League creator, Carl Stotz, and along with coaching a team, he became the member of the board. He eventually became a full-time employee and became the commissioner of the organization in 1955, helping to spread the Little League World Series into an international event. His connection to the Lycoming College never wavered, either, as the Athletics Hall of Famer was central in having the Little League teams from the World Series stay in the college dorms in the '50s before dorms were built on-site in South Williamsport. In the '80s, he also endowed a scholarship prize at the school.

## 22. Glen Good, nov. 11, 1926

It may have been Armistice Day, but for the Dickinson Seminary squad in 1926, there was no truce involved in their matchup with Lock Haven Normal School. Even after a 28-point first quarter, the Seminary kept the pedal down, scoring at will against Lock Haven, thanks to the three-man running tandem of Glen Good, Benjamin Pencheff and Granny Nye. The Seminary moved the ball easily all game, led by Good, who scored a still-school-record six touchdowns, while Pencheff added four in easily the most dominating performance in school history. By the time the dust cleared, Seminary walked away with a still-school-record 106-0 win. The Dickinson Union congratulated Lock Haven for their good sportsmanship and fair play despite the rout. Good, from the Newberry neighborhood of Williamsport, finished the year with eight touchdowns to lead the squad, which rattled off 156 of its 205 points on the season in its last two games, following the rout of Lock Haven with a 50-0 win over Keystone Academy.

## 24. Bob Heisel, 1930-31

An English professor, Robert Wilson Heisel may have been one of the more unassuming football coaches in the school's history. However, by winning percentage, he was also the most successful. In his two years at the helm, the Seminary posted a remarkable mark of 14-4-2 (.750), capping his career as the head coach at the Seminary by guiding the team to the 1931 State Prep Championship. A graduate of Washington & Jefferson College, Heisel came to the Seminary after two years at Lock Haven High School. Perhaps his greatest triumph came early in his first season when he guided the Seminary to a scoreless tie with old nemesis Wyoming Seminary, whom the team hadn't beaten since 1925. The tie, in which the Seminary posted 16 first downs to Wyoming's three, helped the team truly gain confidence and in 1931, helped the Seminary claim the state prep school championship.

## 25. Ellis Martin, may 10, 1930

A two-year member of the football and track and field teams, Ellie was one of the stars of the football team under Coach Heisel, but it was in the arena of track and field that he truly shined. In some of the bigger track meets at the state, his powerful shot put heaves rose to the occasion, as he won the title at the Penn State Track Class A Track Meet with a toss of 51-4 and followed that by taking the title at the University of Pennsylvania's Interscholastic Track & Field Championships, posting a throw of 50-10. From Lock Haven, Pa., Martin also took third in the discus at the meet in Philadelphia and followed his career at Dickinson Seminary by attending Washington & Jefferson.



## 26. State Prep Champions, 1931

Even though by 1931, the school had incorporated into a junior college as well as a prep school, the team that hit the field was still considered a prep school one and featured only players from the undergraduate school, despite games against three college varsity teams and four college freshmen teams. After starting the season with a 6-0 win over the legendary Mount Carmel High School, the team lost its lone game of the year, in the school's first night game, at West Liberty State Teachers' College in West Virginia. The game was also broadcast on WRAC, also marking a new experience for the Seminary football team. After the narrow 7-0 loss, the team allowed just three more scores all season, powering past the Penn State Freshmen, 19-7, Mansfield State Teachers' College, 50-0 and the Bucknell Freshmen, 7-0. Lock Haven State Teachers' College tied the Seminary, 0-0, but a 14-7 win over Bellefonte Academy clinched an 8-1-1 record, a record for wins that stood until 1980. After the win, the Seminary claimed the state prep school championship and received a challenge from the National Farm School, now Delaware Valley, but according to the Dart, the team "was little more than a high school team. No other challenges were offered and Seminary held her claim for the 1931 title."

## 27. Earl Z. McKay, 1932-41

Earl Z. McKay spent more time around the Seminary's ballfield and the Hilltop Gymnasium than anyone in the first half century of the school's athletics history. He was a star quarterback for the Seminary and a basketball captain before graduating in 1925. After spending four years at Cornell University, he returned to the hilltop and served as an assistant coach under Bob Heisel. When Heisel stepped down as football coach in 1932, McKay took on the duties of head football and basketball coach. During his decade with the football team, despite taking over a squad that eliminated its athletic scholarships due to the Great Depression, he led the team to four winning seasons and the 1936 Eastern Junior College Championship. On the basketball court, McKay's teams were even better, posting a then-school-record 81-45 (.643). In between, he helped the athletic program transition from Seminary teams to Junior College teams beginning in 1935. His tenure at Dickinson Junior College was cut short in 1942, though, as he enlisted in the war effort, serving as a Red Cross Field Director.

## 31. Don Manno, 1934-36

"The guard without a flaw," was how Coach Earl Z. McKay described Don Manno. A 6-2 lanky guard, Manno was one of the stars on one of the Junior College's best teams in 1934-35, leading the "Miracle Basketball Team" to a 13-2 record. Also a tackle on the football team and a member of the baseball team, there was no doubt that Manno was a special athlete. After graduating, he went on to West Chester State Teachers' College and began to play semi-pro baseball after college. The Williamsport High School graduate eventually was signed by the New York Yankees and he spent four years climbing through the minors. In 1940, he led the Three I (Indiana, Iowa and Illinois) League with 19 triples and 113 RBIs and he found himself in the big leagues, with the Boston Bees (now the Atlanta Braves) in September. The highlight of his two-year big league career was when he hit his only career home run, a go-ahead grand slam in the sixth inning to lead the Bees to a 5-4 win over Brooklyn on Sept. 26, 1940. He is the only student-athlete in the history of the school to go on to play in the major leagues. Milt Graff, who played with the Kansas City A's in 1957-58, went on to attend and graduate Lycoming College after his playing career.

## 32. Eastern Jr. College title, 1936

In just its second year competing as a junior college football team, the McKaymen, as they were known around campus, enjoyed one of the best turnarounds in school history, turning an 0-7-1 team into one that finished 1936 with a 4-1 mark. Under the guidance of coach Earl Z. McKay, the team opened the year with a 21-0 win over York Collegiate Institute, as Peanie Gates started off the year with an 80-yard kickoff return for a touchdown. It was a sign of good things to come, as the Junior College rolled by Cook Academy, 57-7, the Dickinson Freshmen, 15-0, and the Western Maryland Freshmen, 20-0. The lone loss came in the season finale to the Army Plebes, 6-0, finishing the year by allowing just 12 points. After the season, the team issued a challenge to claim the Eastern Junior College Championship "throughout the metropolitan and Middle Atlantic States districts, but received no dispute over the title recognition," the Dickinson Union announced. The team was led by quarterback Louie De Barbieri, who doubled as the team's kicker and punter, Gates and end Lester Dye.

## 33. Win over Army Plebes, 1937

While some of the mystic of Army football may have worn off in the last 14 years, as the team made its only bowl game in 2010 during that period. However, in the 1930s, Army football was one of the elite programs in the country, posting a 36-11-1 (.760) record from 1932-36. Each of those teams was cultivated from the Army Plebes, the team's freshman squad. One of Earl Z. McKay's coups as coach of the Dickinson Junior College squad was starting a Thanksgiving day tradition, facing off with the Plebes, beginning in 1932. However, entering 1937, the team had no wins in the series in five years and the games were mostly noted for the miserable weather, garnering the moniker the Mud Bowl. The story was different, on a Wednesday in November 1937, though, as the Junior College travelled to West Point and left with a 6-0 win. A pass interference call on a deep pass to Les Dye in the fourth quarter helped give the team the ball at the 20-yard line and after a pair of runs led to a first down at the 10-yard line and on a fourth-and-goal from the two yard line, a handoff to Ralph Cordisco drove in from the right side for the only score of the game. When the team returned to campus, it was greeted with a feast before a pep rally was held in the chapel. A victory parade and "an impromptu band toured the streets of Williamsport." A bonfire followed the parade celebrating one of the largest wins in the school's history.

## 34. Kenny Stofer, 1937-38

Along with Ralph Cordisco, Kenny Stofer provided one of the best running tandems in the Dickinson Junior College era. From Olmstead Falls, Ohio, Stofer lettered for two years in football, basketball and baseball. Stofer was a star on the team that finished 5-1 in 1937 and posted wins over long-time thorns in the side of the program, the Army Plebes and Wyoming Seminary. In 1938, he was even better, posting a 4-2-1 record and finishing second on the team in scoring with 26 points. During his last year at the junior college, Stofer also spent some time behind center, passing for a touchdown in a pair of games. Stofer went on to spend two seasons at Cornell University, serving as a captain in 1941, and helping the team to an 11-5 record in his two years. After World War II, Stofer spent a year with the Buffalo Bisons in the All-America Football Conference, a challenger to the NFL and an early precursor to the American Football League. As the team's quarterback, Stofer tossed a touchdown, ran for 36 yards, caught a pass and served as one of the team's punters. In 1947, he moved on to play semi-pro football in upstate New York before hanging up his cleats. Stofer passed away in 2006.

## 37. T. Sherman Stanford, 1946-47

With World War II completed, the Junior College looked back through its annals, much like it had for Earl Z. McKay, and found Sherman Stanford. The quarterback on the 1931-32 football teams, he helped the team win the state prep title in his first year with the team. He went on to get degrees from Thiel College and Penn State before rejoining the Junior College after the war. Stanford picked up the dormant program and guided it to a 3-3 record. In 1947, he helped the team to a 3-2-3 mark in the school's first as Lycoming College, including an impressive 18-6 win over Wyoming Seminary, the seminary's long-time rival. After his second year with the football program, Stanford handed the program over to his assistant coach, Lee Baer, and continued to serve as the school's director of admissions.



### 41. What's in a name?, April 1948

In the early years of the college, Dickinson Seminary's athletic identity usually revolved around the head coach/athletic director at the time. In the 1920s, the football team took on the moniker of the "Swartzmen" for head coach Cardy Swartz and in the 1930s, it became the "McKaymen" for coach Earl Z. McKay. In the official publications of the Seminary and Junior College, the Dart yearbook and the Union newspaper, a consistent nickname was never used. However, after World War II, with the school quickly changing from a junior college to a four-year school, it seemed a good time to rebrand the school's athletic identity. In October 1947, the cheerleaders announced a vote to give the College new school colors, with blue and gold replacing the Seminary's gold and white. Later in the month, after the board changed the name of the College to Lycoming, athletic director T. Sherman Stanford told a newspaper reporter that a nickname would be chosen for all the athletic teams and a Williamsport Sun survey received the suggestions of: Indians, Chiefs, Warriors, Redskins, Susquehannocks and Braves, playing off the Native American heritage of the word Lycoming. In 1947-48, the College newspaper, the Courier, seemed favorable to calling the team the Braves, but in the Bulletin, a newsletter for the College, the team was referred to as the "Warriors" as early as late October in 1947. In 1948-49, the athletic program officially adopted the Warriors moniker and an Indian head logo was designed. Although the logo was dropped in 2004 as the NCAA encouraged athletic programs to remove American Indian mascots, the Warriors nickname, much like it did in 1947, stuck.

### 43. Joining the Club, 1951-52

Although the athletics program seemed to struggle with administrative support in the early '50s, the administration worked hard to ensure an athletic future at the college. With the Korean War going strong, the college discontinued football and the swim program ended with the death of coach Don Felix in 1950, leaving just three sports on campus, baseball, basketball and tennis. Still, the school pressed ahead and athletic director Bob Smith and President John W. Long made significant headway in 1951-52 when the school was voted into the National Collegiate Athletic Association (NCAA) and the Eastern Collegiate Athletic Conference (ECAC). In 1952-53, the school became a member of the Middle Atlantic Conference, helping the school stand in a league with many natural rivals such as Susquehanna, Juniata, Elizabethtown and Lebanon Valley. Still there were issues, as the school had to comply with the MACs rules that freshmen couldn't compete unless sports were added. With the addition of football, wrestling, swimming, golf and soccer between 1954 and 1957, the Warriors came into compliance with the regulations and began to build into a strong department. By 1960, the Middle States Association reported, "The program in intercollegiate athletics for men is an ambitious one, both in terms of number of sports and of the time and money spent. It appears to be well run and effective, and certainly in the best spirit of amateur athletics."

### 44. 10 Bucks and a Yes Vote, 1954

Tom Aubrey, a fan of Lycoming College football from his days at the school until he passed away, made the phrase "10 Bucks and a Yes Vote" famous at Lycoming College with his retrospective of the college's football team released in 2000. The football program, one of the strongest sources of pride in the athletic department at Dickinson Seminary and Dickinson Junior College, was hit hard by World War II, when it was discontinued from 1942-45 due to travel restrictions. After it was continued again after the war, the program struggled and when the Korean War took a big portion of the eligible male student-athletes in 1951, the program was cut again. In 1954, the College discussed bringing back the program yet again. The Board of Trustees approved the sport, as long as the student body approved an increase of \$10 in their activities fee. The student body overwhelmingly approved the increase and the Lycoming College football tradition was born.

### 45. David Busey, 1954-74

With the reinstatement of the football team in 1954, Lycoming went about the process of hiring a new coach. After a national search, the school found David Busey. A member of the U.S. Navy during World War II, Busey coached four different Navy teams at bases around the world. An assistant coach at the University of Illinois, his alma mater, before the war, Busey had a long history with the game before stepping foot on campus, and he quickly proved a wise choice. In his first year, though the Warriors went 0-6, he made some important decisions that were key to the team's future success. He brought in 75 men and cut no one from that initial team and in 1956, just two years later, he fielded the College's first winning team as a member of the NCAA, finishing 5-3. In the next two years after that, the Warriors went 12-2-1. By the time he retired from the football program in 1966, he had coached 10 All-MAC selections, 13 All-Americans and won a then-school-record 41 games. Busey stayed on for another decade as the school's athletic director and also served as the team's golf coach. He was inducted into the school's athletics hall of fame in 1988.

### 47. Ending Juniata's Streak, Oct. 13, 1956

Just two years after reinstating the football program, the Warriors produced three wins. It was in the third year, 1956, that the team began to truly believe in itself and the system under head coach David Busey. With Methodist All-Americans Ken Polcyn and Red White leading the charge, the Warriors pulled off one of the greatest upsets in the history of the school. Juniata came to College Field with a 25-game unbeaten streak, the longest streak in the nation besides Oklahoma's, and the Warriors came away with a 13-6 win. Early in the game, Athletics Hall of Famer John Joe gave the Warriors some momentum, scoring on a 10-yard run. However, the Indians tied the game before halftime with a long run. Both teams fought through the third quarter and then the Warriors struck again, as Frank Agnello found John Grier for a 25-yard score in the fourth quarter and the Warriors hung on from there. Classes were suspended on the Monday after the game and the whole school celebrated the historic win.

### 49. Budd Whitehill, 1956-93

When Budd Whitehill came to Lycoming College to start the wrestling program in 1956, he was just two years removed from the end of a career as a minor league pitcher, having moved around from Quebec to Kentucky. He was also just two years removed from an Pennsylvania State Athletic Conference wrestling title at Lock Haven State Teachers' College. For the next 37 years, until his death, Whitehill embodied the image that the athletic department came to embrace. He was tough-as-nails, but someone who cared about creating a family-like environment. He began at the college as an assistant football and head wrestling and baseball coach. He stopped coaching baseball in 1963 to focus on wrestling and football before becoming the head football coach in 1966. He spent five years in the dual role before encouraging the hiring of his assistant, Frank Girardi, to take over the football team. Meanwhile, he truly left his mark on the mat. The numbers themselves are astounding. Among numerous other honors, Whitehill coached 11 teams that finished amongst the NCAA's top 20 and four amongst the top 10. He mentored the school's first MAC champions in 1962 and added nine more titles after that. He coached 38 All-Americans, 66 conference champions and four national champions. His overall career record was 376-172-6 (.683) and he is a member of the Lycoming (1993), Lock Haven Wrestling (1991) and NCAA Wrestling Division III (1991) halls of fame.

**52. Bowman Field, 1958-61**

By the late 1950s, it had become clear that the old College Field wasn't a great venue for football. The stands were small and hadn't been replaced in 30 years. The school began to look for a replacement and in 1958, the school bought land on the corner of Union and Packer Avenue. As the school planned what to do with the field and build it, it looked for a new home for its outdoor sports teams. It was found down Fourth Street at Bowman Field. To accommodate the football team, the right field wall was moved back at the field and 5,000 fans could fit into the field. For four years, the team used the field as its primary home, posting an 8-7 mark. Bowman Field, which was built in 1925, also served as the home of the baseball team during that period and continued to host the team until the program was discontinued in 1972. Today, Bowman Field is still used by the Crosscutters, a New York-Penn League minor league team.

**56. David Person Field, 1962**

As much a part of Williamsport's athletic history as any stadium in Lycoming County, David Person Field has been the setting for Lycoming College football for the past 50 years at the corner of Union Avenue and Packer Street. During Lycoming's stay inside the friendly confines of Person Field, the team has won 12 conference football titles and hosted 14 NCAA playoff football games. Lycoming College purchased eight acres of land from the Scottish Rite in 1958 for \$60,000 for use as the school's athletic complex. Officially opened in 1961 and used by the soccer and track and field teams, College Field became the home of the football team in 1962, giving the Warriors a permanent home. The field takes its name from the Person family, who lives across the field on Lincoln Avenue. Their generosity to the College through the years was recognized in 1991 when the field was named Person Field. When their son and brother, David Person, lost his battle with cancer at the age of 38 in 1995, the family requested that the field be renamed in memory of him. David Person was fond of a Thanksgiving Day family tradition when the Persons would gather on the football field for a lively game of touch football. On the west side of the visitors' stands, you can see a gate in the fence to which the Person family has its own key to carry on that tradition of family football games on Thanksgiving Day.

**70. Ending Wilkes' streak, Sept. 26, 1970**

After a season-opening 7-0 loss to Albright, the Warriors, led by fourth-year head coach Budd Whitehill, headed to Wilkes on a hot September day of 1970 looking to end Wilkes' 31-game MAC winning streak. In the first half of the game, Wilkes took a 10-0 lead, but the Warriors fought back, with quarterback Gunther Nellen hitting receiver Nick Tabolinski with an 11-yard touchdown pass. After another Wilkes touchdown made it 16-7, the Warriors got an interception and Tom Hinkle wrapped up a 35-yard drive with a score to make it 16-14. Vince Joy gave the Warriors the lead when he notched a 43-yard interception return for a touchdown to make it 21-16. In the second half, the defenses took over and the Warriors allowed just a field goal to provide the final two-point margin of victory. Amazingly, it was Wilkes' first loss at Ralston Field, which opened in 1965, a span of 19 games before the Warrior win. Hinkle led the Warriors with 49 yards on the ground, helping lift the Warriors to one of the largest upsets in the school's collegiate era.

**74. Vincent Joy, 1971-72**

Vinny Joy, a Harrisburg, Pa., native, was a key member of the football team during his career at Lycoming College. In 1971, he developed into an All-MAC defensive back thanks to two punt returns for touchdowns and one pick-six, becoming the perfect person for a new athletic department award – the Sol "Woody" Wolf Award – which is given each year to the junior who has shown the most improvement in intercollegiate competition in his/her first three years at the College. Joy continued his solid play as a senior in 1972, earning all-conference honors a second time and setting a school record for punt return yardage in a career, a mark that stood for eight years.

**75. Frank Girardi, 1972-07**

After growing up in the shadows of the College, Frank Girardi took the helm of the football program in 1972 after serving as an assistant coach under Budd Whitehill for three years. It took Girardi, a former running back at Williamsport Area High School and West Chester University, three years, but when the team finished 6-2 in 1975, it started a streak of 29 consecutive winning seasons under the coach. In his 36 seasons at Lycoming, Girardi built a record of 257-97-5 – a winning percentage of .723. In 2005, he became only the 17th coach at any NCAA level to reach the 250-win plateau. Girardi won a total of 13 NCAA Division III playoff games. He coached 13 Middle Atlantic Conference championship teams and made 11 appearances in the NCAA playoffs, including trips to the Stagg Bowl, the Division III national championship game, in 1990 and 1997. He was inducted into four halls of fame, including the Lycoming Athletics Hall of Fame, West Branch Valley Hall of Fame, the Pennsylvania State Sports Hall of Fame, and West Chester University's W. Glenn Killinger Football Hall of Fame. The Middle Atlantic Conference honored Girardi as its Coach of the Year on 12 occasions, and in 1999 he became the Robert W. Maxwell Football Club's first recipient of the Tri-State Coach of the Year Award. The award is presented to an outstanding college or high school coach from Pennsylvania, New Jersey or Delaware. Following the 2007 season, ESPN Radio 1050/104.1 honored Girardi with a lifetime achievement award and announced that the award will carry the title of "The Frank Girardi Lifetime Achievement Award."

**76. Robb Curry, 1972-07**

In many ways, the man who formed the powerhouse dynasty of football teams that posted 14 MAC titles was Robb Curry. With a well-formed love of Lycoming College as a 1969 graduate, Curry began his service to the athletic department the next fall, guiding the men's soccer team to three wins while Nels Phillips took a sabbatical. Three years later, when Frank Girardi took over as head coach, Curry came on board the coaching staff as a recruiting coordinator. Curry became known for his ability to draw recruits from the Philadelphia Catholic League, where he himself was from. He also worked with the men's basketball program and served as an office assistant from 1972-84, helping the team reach seven conference playoffs during that time and the NCAA Tournament for the first time in school history in 1984. From 1984-2006, Curry served as an assistant athletic director, helping oversee unprecedented success by the athletic program, including overseeing 25 conference championship squads and 100 All-Americans.

**78. Tom Vanaskie, 1974**

When Tom Vanaskie came to Lycoming College in 1971 from Our Lady of Lourdes High School in Shamokin, he immediately became one of the top athletes at the school. While he became an important part of the school's fabric, serving as the president of Omicron Delta Epsilon, the economics honor society and Sigma Pi fraternity, he also became just as important on the football field. He earned two All-MAC honors. After a fine senior year, Vanaskie, a cornerback, earned Honorable Mention Associated Press Little All-American, All-East and All-State honors, as he finished his career with a then-school-record 11 interceptions. He earned the school's Tomahawk Award and the Chieftain Award, given to the senior who has shown the utmost dedication and leadership qualities. After graduation, Vanaskie went on to law school at Dickinson and after serving in private practice, he moved behind the bench and currently serves on the U.S. Third District Court of Appeals. He was inducted into the Lycoming College Athletics Hall of Fame in 1994.



## 79. Steve Wiser, 1974-Present

For the past 42 years, defense for the Lycoming College football team has had one constant - "The Wizard." Steve Wiser, who is in his 38th year as an assistant coach for the Warriors, is more than a legend at Lycoming College. He was the architect of a defensive corps that changed the fortunes of the football program in the '70s before presiding over a damaging defense that has won 14 MAC titles in the last 33 years. Wiser led the Warriors to the No. 1 national ranking in total defense twice during his tenure (1975, 1983). His teams have also posted nationally-leading numbers in rushing defense (1976, '82 and '87) and scoring defense ('99). During his time at the College, the Warriors have posted a record of 280-115-5 (.706) while garnering 12 NCAA playoff appearances, including two trips to the national title game. His defense topped the MAC 15 times and has posted a total of 65 shutouts. Along with his coaching duties, Wiser worked hard to organize the football program's annual golf outing and ad sales for the gameday program, along with serving the community in a number of service and charity events. A 1974 Lycoming graduate, Wiser excelled in wrestling and football, earning elections into the Lycoming Hall of Fame and the Bald Eagle Area High School Hall of Fame. He earned four letters while playing for the Warriors as a hard-nosed linebacker, earning two All-MAC honors. As a wrestler, he placed second and third in the conference and earned a trip to the NCAA National Championships as a senior.

## 85. MAC Champions, 1978

After the season, head coach Frank Girardi told the campus newspaper, *The Spectator*, "Anyone wants...to turn [the] program around and bring it to the point where they feel they can play with anybody in the league. Eventually, he wants to win the division championship." Picked to finish fourth in the pre-season, the Warriors shocked the MAC, winning its first four league games, beating Albright, Wilkes, Susquehanna and Delaware Valley before falling to Juniata, setting up a dramatic finish. Hosting Upsala, the Warriors fell behind 10-9 with four minutes left. Getting the ball at their own 15-yard line, the team marched 75 yards, setting up a 27-yard game-winning field goal from Robbie Bleistein with 32 seconds left. The next week, Wilkes, who had fallen to Lycoming 41-8, upset Juniata for its second league loss, helping the Warriors take the first MAC crown in school history. At the end of the season, nine players were named First Team All-MAC, including running back Kevin McVey, who left Lycoming with seven school records, including a then-record 16 career touchdowns to help lead the team to the title.

## 86. Dominic Johnson, 1978

From Willingboro, N.J., Dominic Johnson capped his career as a Warrior in fine style, as he posted wins in the discus throw in all eight dual meets for the Warriors and became the first Middle Atlantic Conference champion in a number of years, as he flung the discus 134-9 to beat Chris Faber of Franklin & Marshall by one inch to claim the title. Johnson also served as an offensive lineman for the football team for four years, earning All-MAC First Team accolades as a junior and senior. He went on to serve in the military for 27 years before retiring in 2005 and settling in Fort Leavenworth, Kan.

## 87. Rick Burd, 1978-80

When Lycoming College picked up a transfer from Lock Haven in 1978, it may have just found the missing link. A dynamic passing quarterback, Burd led the Warriors to their first Middle Atlantic Conference North title, leading the team on a game-winning drive against Upsala to clinch the title. For the next three years, he led the MAC in passing yards. In 1979, he led the team to a second MAC title and its first undefeated MAC run, as the team finished 6-0-1 and he earned MAC Player of the Year honors. As a senior, he became the first quarterback in school history to pass for more than 2,000 yards as he earned First Team All-MAC honors for the third time and his first Honorable Mention Little All-American honors from the Associated Press. Despite playing just three years, Burd left Lycoming with nearly every passing school record and he is still in the top 10 in school history in 25 all-time and single-season rankings. He earned the Tomahawk Award as the Most Outstanding Athlete at the College to cap his career in 1981. Burd was a member of the first class of the Lycoming College Athletics Hall of Fame in 1986 and his number, 11, was retired by the school.

## 99. 1985 MAC Champions

When fans of Lycoming College football talk about the greatest teams in school history, the discussion usually starts with the 1985 squad. Coming off an 8-2 season, the Warriors were loaded with talent, as six First Team All-MAC players returned. The Warriors were as advertised, winning the opener 29-8 over Division II Lock Haven and then grinding out a 20-14 win over rival Susquehanna. As the year went on, the team continued to roll, getting past Widener, 18-10 and Moravian, 17-15, in tough road games and adding shutouts against Albright, Upsala, Delaware Valley and Lebanon Valley, nearly half the team's nine-game schedule. The 59-0 win over the Dutchmen helped the team clinch the College's first perfect regular season, the MAC title and earned its first bid to the NCAA Division III Tournament. Despite a 14-10 loss to Gettysburg in the first round, the Warriors still had nine First Team All-MAC selections, the Coach of the Year in Frank Girardi and the Player of the Year in quarterback Larry Berretta. In addition, Barretta, Michael Boures and Walt Zatevski earned Associated Press Little All-American honors.

## 102. Larry Barretta, 1983-86

A product of St. John Neumann in Philadelphia, Larry Barretta was a game-changing force at quarterback for the Warriors. A three-year starter for the Warriors, the mobile quarterback posted a 26-5 (.839) record as he practically rewrote the school's record book. After playing in seven games as a backup as a freshman, he guided the team to an 8-2 record as a sophomore, rushing for 533 yards and 10 touchdowns. As a junior, Barretta was a force for the team, finishing with 23 touchdowns passing against nine interceptions while leading the Warriors to a perfect 10-0 record in the regular season. His running style helped him rack up 548 yards on the ground, helping him earn Honorable Mention Associated Press Little All-American honors. As a senior, he was even better. While leading the Warriors to an 8-2 mark, he passed for 2,097 yards, a then-school-record 25 touchdowns and he rushed for 778 yards and seven touchdowns. His 32 touchdowns responsible for still stand as a school record and his 2,875 yards of total offense not only set a school-record, but also led the NCAA Division III in 1986. He earned the MAC Player of the Year award and AP Little All-American status again and he was also named a Football News Second Team All-American for his efforts. The 1987 Tomahawk Award winner, Barretta left Lycoming holding school records in career total offense yards (7,431), total touchdowns responsible for (83), passing yards (5,413), passing touchdowns (59) and pass completions (368), although those records have since fallen. After playing a year of pro football as a tailback in Italy in 1988, Barretta went on to play three years in the Arena Football League, serving as a starter for Pittsburgh in 1990. His No. 2 was retired by the football program and he was inducted into the Lycoming College Athletics Hall of Fame in 1992.

## 103. Rusty Fricke, 1983-86

Herberton Fricke, from Willow Grove, Pa., was different from any other kicker that Lycoming College ever had. He proved that as a sophomore, when he hit the only two 50-yard field goals in the College's history, including a 56-yarder at Albright. A three-year starter, Fricke was not just one of the strongest-footed kickers in the program's history, but also very accurate. His 95.3 point-after attempt percentage (101-of-106) is still the best in school history and his 29 field goals is second. Fricke earned First Team All-MAC honors twice and is the only player in school history to hit three field goals in five different games. As a senior, after hitting 8-of-12 field goals and connecting on 39 extra points, Fricke earned Honorable Mention Pizza Hut All-American honors. After his career at Lycoming, he went on to spend five years in the Arena Football League, spending three years in Pittsburgh and one each in Denver and Cincinnati. In Denver, Fricke became the first player in the league's history to drill a 60-yard field goal, doing so in a 52-46 win over Columbus in 1991. What made it even more amazing is that Fricke posted the 60-yarder in the AFL, which uses goal posts just nine feet apart and 15 feet high - five feet higher than a normal goalpost. The 60-yard field goal stood as the longest in league history for 13 years and helped him earn the league's Kicker of the Year award. He was inducted into the College's Athletics Hall of Fame in 1994.

**106. Bill Byham, 1988-92**

If you turned on the radio and heard a Lycoming College football game between the 1960s and the 2000s, more than likely, the voice you heard belonged to Bill Byham. A Bloomsburg University graduate, Byham developed an interest in the Warriors while working at WHPA radio in South Williamsport. The school helped install a phone line in the stadium and in the gym, and Byham began broadcasting football and basketball games and he even tried wrestling, although he admittedly didn't know much about the sport. After retiring from the South Williamsport Area High School in 1984, he began a third career when he became the school's sports information director, serving in the role from 1987-92. He publicized some historic moments at the school, including the football team's run to the Division III title game in 1990. Even after retiring from the sports information office, he continued to work on radio broadcasts for the school. A local media icon, Byham has also worked in the press box at the Little League World Series since 1959. In 2002, during his 44th Little League World Series, the press box section at the Little League Volunteer Stadium was named in his honor.

**108. Rick Bealer, 1987-90**

A 6-2, 196-pound defensive back, Rick Bealer terrorized Lycoming's opponents for four years. More than 20 years after he last walked off the field, Bealer still holds the Division III record with 58 punt returns in 1989. He posted 566 yards on those returns, an average of 9.8 per return. As impressively, his 28 regular-season interceptions are second in NCAA Division III history, and if his three career postseason picks are included, he has 31 picks. The West Point, Pa., native posted nine picks as a sophomore to earn Second Team Pizza Hut All-American honors. He posted nine more as a junior to earn consensus All-American honors, being placed on the Associated Press Little All-American, Kodak Small College and Pizza Hut First Teams while helping the Warriors to the NCAA Division III playoffs for the first time since 1985. He also earned the school's Sol "Woody" Wolfe Award after the season. As a senior, he posted eight picks while helping the Warriors reach the NCAA Division III finals, as he picked up consensus All-American honors for a second time. He is still the only three-time All-American in the football program's history. The four-time All-MAC selection was inducted into the College's Athletics Hall of Fame in 2001.

**109. 1990 National Runners-Up**

After reaching the quarterfinals of the 1989 NCAA Division III Tournament, the 1990 Lycoming football team wasn't about to surprise anyone. They didn't, until one of the greatest upsets in school history in the semifinals of the NCAA Championships. After dominating Washington & Jefferson, 24-0, on the road in the quarterfinals, the Warriors headed to Hempstead, N.Y., to face Hofstra. The team faced challenges before they even got to New York, as the Flying Dutchmen played on an artificial turf field. Head coach Frank Girardi made a call to Penn State and the Nittany Lion football program donated their turf shoes to the Warriors for the game. Wearing the Lions' shoes, First Team All-MAC defensive end Joe Emrick notched three sacks and MAC Player of the Year Ed Dougherty tossed for two touchdowns and 220 yards in the 20-10 win over the Flying Dutchmen, who began a reclassification process to take them to Division I the next year. The Warriors, who featured 14 All-MAC selections and All-Americans Dougherty, linebacker Bill Small, defensive back Rick Bealer and center Joe Gillepsie, were dominant all season long en route to the championship game. Just one team, Widener, came within 10 points of them, as they posted their first undefeated regular season since 1985. The championship game was perhaps the most memorable in the history of the Amos Alonzo Stagg Bowl, as the Warriors fell to Allegheny, 21-14, in overtime. The Warriors built a 14-0 lead by halftime, but the Gators fought back to tie the game with less than three minutes left. The Warriors got the ball to the 25-yard line on their final drive, but a 42-yard field goal as time expired fell short. In overtime, the Gators scored on their first possession to secure the title in the only overtime game in the history of the Division III title game. Amazingly, the team reached the championship game without All-American running back Troy Erdman, who was injured after the fourth game. Cory Sheridan filled in, though, running for 670 yards and Dougherty passed for 22 scores.

**110. Ed Dougherty, 1990**

"Doc" was the first Lycoming College quarterback to start as a freshman, and for good reason, as he earned three All-American honors in his career. In his four years, the Philadelphia, Pa., native racked up a career record of 39-7, including a regular-season record of 34-4. After passing for more than 3,000 yards and 30 touchdowns in his first two years, including picking up Honorable Mention Pizza Hut All-American honors as a sophomore, he never lost a regular season game again, reeling off 18 straight wins to cap his career. Dougherty was at the helm during three straight playoff runs, including the run to the national title game in 1990. In his last win in 1991, he led the Warriors on a 76-yard drive, tossing a 15-yard touchdown pass to Cory Sheridan with 50 seconds left to give the team an 18-16 NCAA playoff win over Washington & Jefferson. As a junior, he won his first of two straight MAC Player of the Year awards while passing for 2,706 yards and 22 touchdowns. He set a school-record with 226 completions and earned Honorable Mention Champion USA All-American honors. As a senior, he passed for 2,642 records and completed 57.6 percent of his passes while earning Third Team Champion USA All-American honors. Twenty years after the end of his career, Dougherty still holds no less than nine school career and single-season records, including the career records for completions (720), passing yards (8,850) and touchdowns responsible for (95). Dougherty was inducted into the College's Athletics Hall of Fame in 1997.

**126. Keith Cadden, 1994-96**

An injured opponent in 1993 became one of the Lycoming College football team's greatest allies for the next three years. Keith Cadden chose Albright College over Lycoming in part because Albright had a baseball team, but when his shoulder was injured in Lycoming's 34-14 win in 1993, he couldn't play baseball in the spring, so he transferred to the Williamsport school. For the next three years, he starred for the Warriors, guiding the team to a 24-8 (.667) record and finishing his career with school records in career passing yards per game (198.1) and total offense per game (203.5). After throwing for just 1,343 yards as a sophomore, he took off in 1995 while leading the Warriors back to the NCAA Division III playoffs for the first time since 1992. He tossed for 2,191 yards and 20 scores while helping the Warriors to the NCAA quarterfinals, helping him earn his first of two straight CoSIDA Academic All-District honors and Freedom League Player of the Year accolades. As a senior, after being named a Don Hansen's Football Gazette Preseason All-American, Cadden set school-records with 2,895 passing yards, 29 touchdowns and a 167.8 pass efficiency rating, all marks that still stand. While completing an unreal 67.5 percent of his passes, he guided the Warriors to the first undefeated regular season in four years and helped the team to the NCAA Division III semifinals. He earned third-team All-American honors from the Gazette after the season. He was inducted into the Lycoming College Athletics Hall of Fame in 2003.

**128. 1997 National Runners-Up**

After reaching the NCAA Division III football playoffs in 1995 and 1996, the Warriors made a return trip after posting their second straight undefeated regular season. After notching a 27-13 win over Western Maryland and a 46-26 win over Trinity (Texas), the team hosted Rowan in the national semifinals. Down 20-0 at halftime, the Warriors embarked on the road to one of the greatest comebacks in school history, scoring two third-quarter touchdowns to cut the Profs' lead to six points. In the fourth quarter, junior quarterback Jason Maccini capped a 14-play, 80-yard drive with a five-yard touchdown run. After Lycoming got the ball back thanks to a Rowan miscue on the kickoff, junior Brian Thompson hit paydirt, ensuring the 28-20 win to send the Warriors to the NCAA Championship for the second time. In the final, Mount Union won its first national title, 61-12. The Warriors went 12-1 overall, won the MAC Freedom League title, shared the MAC crown and repeated as South Region champions. Lycoming set numerous school records during the season, including Thompson, who became the program's career rushing leader (2,403). He also set a single-season record for rushing yards (1,446) and carries (253). Sophomore wide receiver Tim Dumas set a single-season record for receiving yardage (1,093) and tied the mark for catches in a season (58). Senior linebacker Brett Zalonis and senior offensive lineman Jason Meyer were named second-team Hewlett Packard All-Americans. Junior defensive end Keith Jenkins was named an honorable mention All-American by the same outlet. A total of 15 Warriors were named All-MAC Freedom League and head coach Frank Girardi was named the conference coach of the year.



## 142. Shangraw Athletic Complex, 1998

By 1998, David Person Field was more than 35 years old and starting to show its age. Bleacher seats for 875 people when the Warriors had reached two national championship games in the previous eight years and become one of the most successful NCAA Division III programs in the country. In a rare move for the Board of Trustees, it decided to start the project before all the money had been raised and alumni and friends quickly rose to the challenge, raising \$1.1 million before a \$400,000 challenge grant from the Kresge Foundation and sales of lockers in the facility covered the rest of the nearly \$2 million project. When it was finished, the 17,500-square-foot facility quickly took its place as one of the finest outdoor facilities in the state, with a football locker room named for Frank Girardi and a west wing, housing the soccer locker rooms and support facilities, named for Dale '67 and Dallas '69 Krapf. Dale Krapf is a trustee of the college. Seating was increased to 2,000 and a modern press box with a presidential suite and coaches' booths was also erected. Before the first football game in 1998, the complex was named for Robert L. Shangraw '58, as the chairman of the Board of Trustees, was not just a faithful fan of the football team, but also a great supporter of the College who oversaw three fundraising campaigns during his time as the board's chairman. With the completion of the stadium and the indoor infrastructure at the stadium, the complex has continued to undergo outdoor transformations, including the installation of a softball field in 1999, the installation of field turf at the lacrosse/soccer field in 2005 and the erection of an outfield fence at the softball field in 2011. Currently, a fundraising campaign is being undergone to erect a monument for Coach Frank Girardi in the complex's entryway plaza and the installation of field turf at the football field.

## 148. Tim Dumas, 1996-99

Another one of the famed Philadelphia Catholic League recruits who helped turn the Lycoming football team into a dynasty, Tim Dumas came to Lycoming from Archbishop Ryan and spent much of the next four years completely rewriting the school's record book. After catching 22 passes as a freshman, he became the Warriors' feature receiver in 1997 and caught 58 passes for 1,093 yards, becoming the first player in school history to cross the 1,000-yard barrier, all while helping the Warriors reach the national title game. As a junior, he was even more dominant, catching a school-record 76 passes for a record 1,271 yards, helping him earn Don Hansen Football Gazette Honorable Mention All-American honors. He capped his career by becoming the first receiver to cross 3,000 career yards, breaking the school record for touchdown passes and by finishing his final campaign with the Warriors with 54 catches for 966 yards. A three-time First Team All-Freedom League receiver, he was also a two-time all-region pick and a Preseason All-American during his career. Dumas was elected to the Lycoming College Athletics Hall of Fame in 2007.

## 151. Jason Marraccini, 1998

Following in the footsteps of All-Americans before him in Keith Cadden and Ed Dougherty, Jason Marraccini had seemingly impossible footsteps to fill. But after two seasons playing in the footsteps of Cadden, he stepped into the starting role in 1997 and immediately guided the Warriors to the NCAA Division III National Championship game. A team leader from the first snap of his junior year, he earned back-to-back First Team All-Freedom League honors. Perhaps his greatest performance came in the semifinals of the 1997 NCAA Tournament against Rowan, when he led the Warriors back from a 20-0 halftime deficit, scoring on a five-yard run to cap an 80-yard fourth quarter drive to give Lycoming a 21-20 lead en route to the 28-20 win. During the season, he tied the school record for rushing touchdowns with 13. As a senior, the Bangor High graduate was even better – earning American Football Coaches' Association All-American honors, becoming the only first team All-American quarterback in school history. Marraccini set the school record for passing yards in a game (243.8) while tossing for 2,682 yards and finishing ninth in the nation with a 149.1 pass efficiency rating. He finished his career with two MAC titles and he still holds the school's all-time records for pass efficiency (141.3), average yards per pass attempt (8.3) and average yards per completion (15.6). Currently a news photographer with WPVI TV in Philadelphia, he was inducted into the Lycoming College Athletics Hall of Fame in 2007.

## 153. Regular-season streak, 1995-00

By 1995, the Warriors had already notched 20 straight winning seasons under Coach Frank Girardi. The legacy had been cemented – seven MAC titles, including four in a row from 1989-92, so what could you do to top it? Well, the Class of 1999, which featured All-MAC performers in defensive lineman Cameron Coleman, offensive lineman Mike Kemmerer, quarterback Ryan Swailes, wide receiver Tim Dumas, linebacker Mike McGough, offensive lineman John Mooney, running back Jason Davis and wide receiver Jake Maskerines simply refused to lose. In the 1999 senior class' resume was a spotless 36-0 during the regular season. With two wins to start the streak in 1995 and one more to close it out in 2000 before a wild 50-49 overtime loss at Widener finally ended the stretch, the 39 consecutive regular seasons surpassed the mark of 27 wins from 1990-92, as just 11 opponents came within 10 points of the Warriors during the run. The Warriors started the run in 1995 with a pair of wins to help the team secure an at-large berth in the NCAA Tournament, where they posted a 31-27 win over Widener before falling to Washington & Jefferson. After a 9-0 1996 season, the Warriors won a pair of NCAA Tournament games at David Person Field to reach the semifinals before Rowan beat them, 33-14. The Warriors returned the favor in 1997, coming back from down 20 at halftime to secure a 28-20 win over the Profs in the national semifinals, reaching the Amos Alonzo Stagg Bowl for the second time, where they fell to Mount Union. In 1998, the Warriors won an NCAA Tournament game for the fourth straight year with a win over Catholic. During the last year of the impressive run in 1999, the Warriors lost in the NCAA Tournament. Still, in the five-season run, the Warriors went 7-5 in the NCAA Tournament. Between 1995 and 2000, the Warriors came in fast and furious for the team, with 87 earning All-Freedom League citations, 17 notching All-American honors, three earning Freedom League Player of the Year awards and Girardi earning five Freedom League Coach of the Year accolades.

## 165. Ricky Lannetti, 2003

Nine years after the sudden death of Ricky Lannetti, his story still reverberates around the sporting world. A strapping 5-9, 189-pound Philadelphia native, Lannetti was one of the most versatile players for the Warriors in the early part of the century. He began his career as a kickoff returner and moved into the punt return role as a sophomore in 2001, earning Second Team All-MAC honors as a return specialist after returning two punts for a touchdown. As a junior, he turned into the Warriors' top receiver after not catching a pass in his first two years with the team. He was even better as a senior, averaging a school-record 7.0 catches per game, posting 955 yards, plus as the team's top punt and kick returner, he broke the school's record for all-purpose yards in a season (1,644). He broke the school-record for most receptions in a game with 16 against Delaware Valley and also wrapped up his career holding all-time records in kick return yards (987), kick returns (945) and punt return touchdowns (2). He also helped Lycoming to an 8-1 regular season and its first MAC title since 1999, helping the team reach the NCAA Division III Championships while earning D3Football.com All-American honors and First Team All-MAC accolades as a receiver. In the first round against East Texas Baptist, he made five catches for 40 yards in Lycoming's 13-7 overtime victory. However, the week before the NCAA quarterfinals, he fell ill. He checked into the hospital on Saturday morning and just 12 hours later, he died. The autopsy report released on Monday, Dec. 8, listed the cause as a bloodstream infection caused by *Staphylococcus aureus* (MRSA), better known as a staph infection. His death has been a rallying cry in the sports world for awareness in staph infection detection and his story has been featured in several national media outlets, including most recently ESPN: The Magazine in 2010.



## 182. 2008 MAC Co-Champions

How do you replace a legend? Mike Clark '93 had a tall order in 2008 when he took over the reigns of the football team from Frank Girardi, who retired after 36 years as the head coach. Even after a 3-7 record in 2007, Clark made it clear from day one that his expectations were to compete for league championships. Still, in the preseason poll, the Warriors were selected fifth in the eight-team MAC. It was going to be a long road to the top. A one-point loss to No. 18 Ithaca in the season opener didn't make things much easier for Clark's Warriors. But if ever there was an opponent that Lycoming fans love to beat, it's Susquehanna, and thanks to a 42-carry, 229-yard, three-touchdown performance from Josh Kleinfelter, the Warriors rolled through the Crusaders, 28-16, for Clark's first win. With the league's top passing offense (207.2 yards per game) and a defense that allowed more than 20 points just three times, the Warriors began to roll through the conference schedule, starting with an upset of Albright, 23-13, in the second week of league play and continuing with a 10-7 win over No. 22 Delaware Valley on a muddy Saturday in October. In the final week of the season, the Warriors hosted Lebanon Valley and thanks to a 10-point fourth quarter, sealed with a 13-yard interception return by Jim Daley with 1:55 left, the Warriors clinched their first MAC title since 2003 with a 23-15 win. Lycoming finished 7-4 overall, falling to Hobart in the first round of the NCAA Tournament. The honors rolled in for the team, as Clark earned the MAC and D3football.com East Region Coach of the Year awards. Eight players earned All-MAC honors, led by first team defensive back Nick Reese, offensive lineman Ted Geurds and wide receiver Ryan Wagaman.

## 197. Anthony Marascio, 2008-11

From the time he enrolled at Lycoming College, Anthony Marascio was one of the best defensive linemen in the program. By his senior year, given a chance to play all four positions on the line depending on the situation, the Philadelphia, Pa., native became the first Lycoming player to earn the MAC Defensive Player of the Year award. He led the MAC in tackles for loss in 2011, posting 20, and finished tied for third in the league with 8.5 sacks, helping him earn a slew of postseason awards. In addition to earning the football team's MVP and defensive lineman of the year award, he was named to the AFCA All-American squad, the D3football.com All-American Second Team, the Associated Press Little All-America Third Team and the D3ProDay.com All-American First Team. Marascio earned two D3Football.com Team of the Week honors during the year and added one Beyond Sports Network Athlete of the Week mention. The 6-2 lineman led the Warriors with 59 tackles, the second year in a row that he led the team in tackles, as he finished his career with 227 tackles and 45 tackles for loss, the fourth most in school history. A three-time All-MAC selection, Marascio finished his career by earning the 2011 Male Athlete of the Year award.

## Penn State Football Games, 1902-03

When college football was a young game, the schedules for every college and prep school team in the country were, for the most part, bound by geography. As such, in 1902, when the Pennsylvania State College was looking for football games for its 15-year-old program, it looked right at the prep school in nearby Williamsport, Dickinson Seminary. After all, Penn State had played three games in the previous three years in Williamsport, including one in 1901 at the Seminary's field against Lehigh, a 38-0 Penn State win in front of 1,500 fans. The season-opener for both teams in 1902, the Seminary boys put in a tough fight, but Penn State posted a 26-0 win. The Dickinson Union pointed to the strong play of several players, including the kicking of Bobby Rich and a 35-yard kickoff return by George Grove. The Seminary went on to finish 6-2 overall, including one of the biggest upsets in the program's early history, a 12-0 win at Mansfield, where no visiting team had won since 1896. The Seminary faced off with Penn State one more time, with the Nittany Lions posting a 60-0 win in 1903. *President James E. Douthat*

## Top-ranked defenses, 1975, '83

Paced by four First Team All-MAC honorees, including a converted wide receiver in Jim Rich, a pair of tough linemen in Steve Weigel and Mike Prowant and linebacker Randy Parsons, the Lycoming football team turned the corner on eight straight losing seasons in 1975. With a second-year defensive coach, Steve Wiser, the Warriors turned into one of the most ferocious squads in America, as the team pitched two shutouts and held five of its eight opponents to single figures. All season, the defense refused to give an inch, finishing first in the nation by allowing just 133.1 yards per game, leading the team to a 6-2 record. Eight years later, the Warrior defense was back in the spotlight and Wiser, now in his 10th year as a defensive coach, had a stacked defensive corps that included six All-MAC selections in 1983. This time, while helping the team to a 7-2-1 record, the Warrior defense allowed just 154.5 yards per game and the team pitched four shutouts. The tough-nosed defense has been a staple in the national rankings over the last 40 years, also leading the nation in rushing defense three times (1976, '82, '87) and scoring defense once (1999). *Steve Wiser*

## Darrin Kenney, 1988-91

Perhaps the greatest offensive lineman in school history, Darrin Kenney has had one of the most decorated athletic careers in the history of the College. A Southampton, Pa., native, Kenney was a two-time All-MAC offensive lineman during his career, earning consensus All-American honors his senior year by earning First Team Champion USA and Honorable Mention Don Hansen Football Gazette accolades. He helped lead the 1990 team to the first Amos Alonzo Stagg Bowl appearance in school history and helped the team win three MAC titles. After his graduation from Lycoming, Kenney played in the Arena Football League for 11 seasons, seeing time with the Tampa Bay Storm (1993), Albany Firebirds (1994-95), Arizona Rattlers (1997-00) and the San Jose SaberCats (2001-03). He played on three ArenaBowl Champions (1993, '97, '02) and every team he played on reached the semifinal round of the playoffs. Kenney has spent six seasons as a coach in the AFL, working with the Philadelphia Soul in 2012, the Alabama Vipers in 2010, the Grand Rapids Rampage in 2008 and the Nashville Kats from 2005-07. He was inducted into the Lycoming College Athletics Hall of Fame in 2002. *Joe Guistina*

## John Verton, 1995-96

A two-year letterwinner from Lake Ariel, Pa., John Verton left an indelible mark on the Lycoming football program. In 1995, after converting from running back to the defensive side of the ball, the natural athlete turned into a force as a defensive back. While leading the Warriors to an appearance in the NCAA Tournament, Verton notched 47 tackles and picked off three passes, helping him earn Third Team Hewlett-Packard/SID All-American honors. As a senior, he was even better, posting 109 tackles, the seventh-most in school history, and three more interceptions, as he was named the Downtown Wilkes-Barre Touchdown Club's MAC Defensive Player of the Year award, first-team all-region by Don Hansen's Football Gazette and second team All-American honors from Hewlett-Packard. The two-time All-MAC first teamer is still tied for the school record with eight forced fumbles in his career. *Steve Verton*

## Michael Downey, 1993-96

A four-year letterwinner for the Warriors, Michael Downey, a Pottsville, Pa., native, helped the Warriors to two Freedom League titles and two NCAA Tournaments during his career. The offensive lineman earned three First Team All-MAC honors, anchoring the line for much of his career. He also earned two Downtown Wilkes-Barre Touchdown Club MAC Offensive Lineman of the Year awards. As a senior, he was a consensus Preseason All-American, earning the honors from The Sporting News, Griese's Preseason and Don Hansen's Football Gazette. After the season, he was named a First Team Don Hansen's Football Gazette All-American and Second Team Hewlett-Packard/SID All-American. He was inducted into the College's Athletics Hall of Fame in 2007. *Steve Verton*

## Steve Verton, 1993-96

A two-time First Team All-MAC wide receiver, Steve Verton was a key force on the 1995 and 1996 football teams that qualified for the NCAA Division III Tournament. A three-time Warrior Offensive Player of the Year, he finished his career with 179 receptions for 2,998 yards and 28 touchdowns, setting school marks in each category that stood for five years. He had his best year as a junior, posting 968 yards on 58 catches, becoming the first person in school history to post 900 yards in a season. As a senior, he notched 867 yards on 46 catches and 12 touchdowns, including the first 90-yard touchdown reception in school history against King's. He was inducted into the College's Athletics Hall of Fame in 2005. *Steve Verton*



## ***Keith Jenkins, 1995-98***

Jenkins anchored the Lycoming defense during one of the program's most successful periods. The defensive end from South Williamsport, Pa., helped the Warriors to a 41-6 record in his career and four Freedom League titles and three MAC titles while starting all four seasons. Along the way, the team reached four NCAA Tournaments, including the 1997 national championship game. A two-time First Team All-MAC selection, Jenkins finished his career with 204 career tackles and an astounding 41 sacks, which is third in school history. A ballhawk, Jenkins holds the school record with eight career forced fumbles, including a record four as a junior in 1997, when he also posted 15.5 sacks, helping him earn Hewlett-Packard/SID Honorable Mention All-American honors. As a senior, he started the year as a Street & Smith's Preseason All-American. He finished with 11 sacks, an incredible 20 tackles for loss and 50 total tackles, helping him pick up more All-American honors, earning third-team honors from Hewlett-Packard and the Don Hansen Football Gazette. He was also a second-team all-region pick. *Matt Jenkins*



**John Joe earned a spot on the MAC Century Team after a career that included AP Little All-American honors.**

### MAC 100 Century Teams

*As part of the mAC 100 celebration, the middle Atlantic Conference recognized top athletes from conference history, naming student-athletes to Century Teams in each sport from each era. Eras were delineated based on conference membership and sport sponsorship. The number of individuals selected per team varies depending upon the nature of the sport. Century Teams were selected from an online fan vote combined with the MAC Sports Information Directors vote.*

#### John Joe '59

Joe was an Honorable Mention Little All-American in 1958 as a fullback. He led the Warriors to a three-year record of 17-5-1 and was also a three-time all-state selection. He was inducted into the Lycoming College Athletics Hall of Fame in the inaugural class of 1986. A Spanish major at Lycoming, Joe went on to be signed by the New England Patriots, but a knee injury ended his career. He became the first African-American in the eastern United States named head football coach at a predominately white high school when he was hired at Conshohocken High in Montgomery County. He served as a teacher of Spanish, French and German for 40 years.

#### James Jeffries '78

Jeffries, from Willingboro, N.J., was a two-time All-MAC wide receiver, making 46 catches for 795 yards in his career, which still makes up the ninth-best yards-per-catch average in school history at 17.28. He tied the school record for touchdown catches as a senior with five. Two of his sons, Ethan and Jarrett, are currently members of the football team. Jeffries, a Biology major at Lycoming, went on to earn his degree at New Jersey Medical School. He is a certified plastic surgeon on the American Board of Plastic Surgery and has more than 20 years of experience as a doctor.

#### Mike Prowant '78

Prowant, from Dubuistown, Pa., helped transform the Warriors defense into one of the best defensive units in the nation. He earned Honorable Mention Associated Press Little All-American honors as a junior and First Team AP Little All-American honors as a senior and was a four-time All-MAC selection. He was inducted into the Lycoming College Athletics Hall of Fame with the inaugural class of 1986. Prowant is now a principal at Montgomery Area High School.

#### Tom Vanaskie '75

Vanaskie, from Shamokin, Pa., had a decorated career as a defensive back for the Warriors, finishing his career with nine interceptions. He was First Team All-MAC as a senior and also earned Honorable Mention AP Little All-American honors. He also became the school's first football player to earn CoSIDA Academic All-American honors and won the school's Tomahawk Award as its best male athlete. He was inducted into the Lycoming College Athletics Hall of Fame in 1994. Vanaskie went on to graduate from Penn State's Dickinson School of Law and he has served as a judge on the United States Court of Appeals Third Circuit since 2010.

#### Steve Weigle '77

Weigle, a Williamsport native, was a two-time All-MAC defensive end and also earned All-ECAC East honors as a senior while anchoring a line that led the nation in rushing defense. To cap his senior year, he was named an Honorable Mention AP Little All-American. Weigle went on to earn a Master of Arts in Counselor Education from the University of South Florida and he is a school counselor at Collier County School District in Naples, Fla.

#### Jeff Wert '83


Wert, a Stroudsburg, Pa., native, helped lead the Warriors to two MAC titles during his four-year career as a wide receiver. He finished his career with three All-MAC citations, 102 receptions, 1,511 yards and 20 touchdowns. He capped his career by earning Honorable Mention AP Little All-American honors in 1982. Dr. Wert went on to graduate from the Temple University School of Dental Medicine in 1987. He moved back to Monroe County and owns his own dental practice, Dr. Jeffrey R. Wert & Associates – Family Dentistry, in Tannersville, Pa.

#### Jim Rich '76

Rich, from Shermansdale, Pa., was one of the most versatile athletes in the early years of Coach Frank Girardi's tenure. A four-year starter at wide receiver and defensive back, Rich broke Lycoming's school record for receiving yardage with 363 yards in 1973, helping him earn Honorable Mention All-MAC honors at the position. Even after leading the MAC North Division in receiving in his first two years at the College, Rich moved to defensive back to help fill a gap on the team. As a senior in 1975, he earned First Team All-MAC honors at the position and he led a unit that allowed the fewest yards per game in the NCAA. He was inducted into the College's Athletics Hall of Fame in 2011. Rich is an area sales manager at Swift Transportation at Harrisburg, Pa.

#### Larry Baretta '87

A product of St. John Neumann in Philadelphia, Larry Baretta was a game-changing force at quarterback for the Warriors. A three-year starter for the Warriors, the mobile quarterback posted a 26-5 (.839) record as he practically re-wrote the school's record book. As a junior, Barretta was a force for the team, finishing with 23 touchdowns passing while leading the Warriors to a perfect 10-0 record in the regular season. His running style helped him rack up 548 yards on the ground, helping him earn Honorable Mention Associated Press Little All-American honors. As a senior, he was even better. While leading the Warriors to an 8-2 mark, he passed for 2,097 yards, a then-school-record 25 touchdowns and he rushed for 778 yards and seven touchdowns. His 32 touchdowns responsible for still stand as a school record and his 2,875 yards of total offense not only set a school-record, but also led the NCAA Division III in 1986. He earned the MAC Player of the Year award and AP Little All-American status again and he was also named a Football News Second Team All-American for his efforts. The 1987 Tomahawk Award winner, Barretta left Lycoming holding school records in career total offense yards (7,431), total touchdowns responsible for (83), passing yards (5,413), passing touchdowns (59) and pass completions (368), although those records have since fallen. After playing a year of pro football as a tailback in Italy in 1988, Barretta went on to play three years in the Arena Football League, serving as a starter for Pittsburgh in 1990. His No. 2 was retired by the football program and he was inducted into the Lycoming College Athletics Hall of Fame in 1992. Barretta is an account manager with Wayne Moving & Storage Company in West Chester, Pa.



### **Rick Bealer '91**

A 6-2, 196-pound defensive back, Rick Bealer terrorized Lycoming's opponents for four years. More than 20 years after he last walked off the field, Bealer still holds the Division III record with 58 punt returns in 1989. He posted 566 yards on those returns, an average of 9.8 per return. As impressively, his 28 regular-season interceptions are second in NCAA Division III history, and if his three career postseason picks are included, he has 31 picks. The West Point, Pa., native posted nine picks as a sophomore to earn Second Team Pizza Hut All-American honors. He posted nine more as a junior to earn consensus All-American honors, being placed on the Associated Press Little All-American, Kodak Small College and Pizza Hut First Teams while helping the Warriors to the NCAA Division III playoffs for the first time since 1985. He also earned the school's Sol "Woody" Wolfe Award after the season. As a senior, he posted eight picks while helping the Warriors reach the NCAA Division III finals, as he picked up consensus All-American honors for a second time. He is still the only three-time All-American in the football program's history. The four-time All-MAC selection was inducted into the College's Athletics Hall of Fame in 2001. Bealer owns his own landscaping company near Philadelphia, B&T Landscape and Patio Design.

### **Darrin Kenney '92**

Perhaps the greatest offensive lineman in school history, Kenney has had one of the most decorated athletic careers in the history of the College. A Southampton, Pa., native, Kenney was a two-time All-MAC offensive lineman during his career, earning consensus All-American honors his senior year by earning First Team Champion USA and Honorable Mention Don Hansen Football Gazette accolades. He helped lead the 1990 team to the first Amos Alonzo Stagg Bowl appearance in school history and helped the team win three MAC titles. After his graduation from Lycoming, Kenney played in the Arena Football League for 11 seasons, seeing time with the Tampa Bay Storm (1993), Albany Firebirds (1994-95), Arizona Rattlers (1997-00) and the San Jose SaberCats (2001-03). He played on three ArenaBowl Champions (1993, '97, '02) and every team he played on reached the semifinal round of the playoffs. Kenney has spent six seasons as a coach in the AFL, working with the Philadelphia Soul in 2012, the Alabama Vipers in 2010, the Grand Rapids Rampage in 2008 and the Nashville Kats from 2005-07. He was inducted into the Lycoming College Athletics Hall of Fame in 2002.

### **Bill Small '92**

Small, from Philadelphia, Pa., was a three-time All-MAC linebacker that left his impact on the Warrior defense. He recorded 202 career tackles, 15 interceptions and four sacks, earning the College's Defensive Player of the Year three times. A team captain in 1991, he helped lead the Warriors to three MAC titles from 1989-91 and the 1990 national title game. He was a two-time Champion USA All-American, earning third-team honors as a junior and first-team accolades as a senior. He was inducted into the College's Athletics Hall of Fame in 2005. Small is an operations manager at FedEx Freight in Delanco, N.J.

### **Walt Zataveski '86**

Zataveski, from Roslyn, Pa., is one of the most honored offensive linemen in the program's history, earning back-to-back First Team All-MAC honors in 1984-85 and helping the team to its first undefeated regular season in 1985. He was also a two-time All-American, earning Honorable Mention AP Little All-American and Pizza Hut honors as a junior and then repeating on the AP list and earning First Team Pizza Hut and AFCA All-American honors as a senior. He was inducted into the College's Athletics Hall of Fame in 1991. An economics major at Lycoming, Zataveski is the director of the Highland Insurance Group. His oldest son, Nick, is a member of the Lafayette College football team

**Walt Zateveski was a two-time All-American as an offensive lineman in 1984-85.**

### **Cameron Coleman '00**

Coleman, from Bethlehem, Pa., came to Lycoming after his career at Liberty High School was cut short due to a knee injury as a senior. The injury took him off the radar of many Division I and II schools and landed him at Lycoming to nothing but the Warriors' gain. He finished his career as a two-time First Team All-MAC selection and he also was a four-year starter, starting on the 1997 team that reached the national championship game. As a senior, he capped his career with a seven-sack season that landed him on the AFCA All-American Team. Coleman is currently a child care worker in Lehigh County.

### **Michael Downey '96**

A four-year letterwinner for the Warriors, Michael Downey, a Pottsville, Pa., native, helped the Warriors to two Freedom League titles and two NCAA Tournaments during his career. The offensive lineman earned three First Team All-MAC honors, anchoring the line for much of his career. He also earned two Dometown Wilkes-Barre Touchdown Club MAC Offensive Lineman of the Year awards. As a senior, he was a consensus Preseason All-American, earning the honors from The Sporting News, Griese's Preseason and Don Hansen's Football Gazette. After the season, he was named a First Team Don Hansen's Football Gazette All-American and Second Team Hewlett-Packard/SID All-American. He was inducted into the College's Athletics Hall of Fame in 2007. He went on to earn a Master of Business Administration at Lebanon Valley College and he is currently the Director of Career Services at Berks Technical Institute.

### **Keith Jenkins '99**

Jenkins anchored the Lycoming defense during one of the program's most successful periods. The defensive end from South Williamsport, Pa., helped the Warriors to a 41-6 record in his career and four Freedom League titles and three MAC titles while starting all four seasons. Along the way, the team reached four NCAA Tournaments, including the 1997 national championship game. A two-time First Team All-MAC selection, Jenkins finished his career with 204 career tackles and an astounding 41 sacks, which is third in school history. A ballhawk, Jenkins holds the school record with eight career forced fumbles, including a record four as a junior in 1997, when he also posted 15.5 sacks, helping him earn Hewlett-Packard/SID Honorable Mention All-American honors. As a senior, he started the year as a Street & Smith's Preseason All-American. He finished with 11 sacks, an incredible 20 tackles for loss and 50 total tackles, helping him pick up more All-American honors, earning third-team honors from Hewlett-Packard and the Don Hansen Football Gazette. He was also a second-team all-region pick. He was selected to the College's Athletics Hall of Fame in 2012.



**Jason Marraccini was an AFCA All-American in 1998, helping him earn a spot on the MAC Century Team.**

### **Jason Marraccini '99**

Marraccini stepped into the starting quarterback role in 1997 and immediately guided the Warriors to the NCAA Division III National Championship game. A team leader from the first snap of his junior year, he earned back-to-back First Team All-Freedom League honors. Perhaps his greatest performance came in the semifinals of the 1997 NCAA Tournament against Rowan, when he led the Warriors back from a 20-0 halftime deficit, scoring on a five-yard run to cap an 80-yard fourth quarter drive to give Lycoming a 21-20 lead en route to the 28-20 win. During the season, he tied the school record for rushing touchdowns with 13. As a senior, the Bangor High graduate was even better – earning American Football Coaches' Association All-American honors, becoming the only first team All-American quarterback in school history. Marraccini set the school record for passing yards in a game (243.8) while tossing for 2,682 yards and finishing ninth in the nation with a 149.1 pass efficiency rating. He finished his career with two MAC titles and he still holds the school's all-time records for pass efficiency (141.3), average yards per pass attempt (8.3) and average yards per completion (15.6). Currently a news photographer with WPVI TV in Philadelphia, he was inducted into the Lycoming College Athletics Hall of Fame in 2007.

### **John Verton '99**

A two-year letterwinner from Lake Ariel, Pa., John Verton left an indelible mark on the Lycoming football program. In 1995, after converting from running back to the defensive side of the ball, the natural athlete turned into a force as a defensive back. While leading the Warriors to an appearance in the NCAA Tournament, Verton notched 47 tackles and picked off three passes, helping him earn Third Team Hewlett-Packard/SID All-American honors. As a senior, he was even better, posting 109 tackles, the seventh-most in school history, and three more interceptions, as he was named the Downtown Wilkes-Barre Touchdown Club's MAC Defensive Player of the Year award, first-team all-region by Don Hansen's Football Gazette and second team All-American honors from Hewlett-Packard. The two-time All-MAC first teamer is still tied for the school record with eight forced fumbles in his career.

### **Brett Zalonis '98**

Zalonis, from South Williamsport, was one of the best linebackers in school history, recording 273 tackles in his career, which is still second-most in school history. He also added 18 interceptions, which is third. Anchoring a team that won four Freedom League and three MAC titles in his career, Zalonis was a three-time team defensive player of the year and three-time first-team all-conference selection. He was honored as the winner of the Sol "Woody" Wolf Award as the College's most improved junior student-athlete in 1997 and was named the Tomahawk Award winner as the school's top male athlete in 1998. He was also a Second Team Hewlett-Packard All-American and Third Team Don Hansen Football Gazette selection as a senior. He was inducted into the College's Athletics Hall of Fame in 2005. Zalonis is a biology teacher at South Williamsport Area High School.

### **Anthony Marascio '12**

From the time he enrolled at Lycoming College, Marascio was one of the best defensive linemen in the program. By his senior year, given a chance to play all four positions on the line depending on the situation, the Philadelphia, Pa., native became the first Lycoming player to earn the MAC Defensive Player of the Year award. He led the MAC in tackles for loss in 2011, posting 20, and finished tied for third in the league with 8.5 sacks, helping him earn a slew of postseason awards. In addition to earning the football team's MVP and defensive lineman of the year award, he was named to the AFCA All-American squad, the D3football.com All-American Second Team, the Associated Press Little All-America Third Team and the D3ProDay.com All-American First Team. Marascio earned two D3Football.com Team of the Week honors during the year and added one Beyond Sports Network Athlete of the Week mention. The 6-2 lineman led the team in tackles twice, as he finished his career with 227 tackles and 45 tackles for loss, the fourth most in school history. A three-time All-MAC selection, Marascio finished his career by earning the 2011 Male Athlete of the Year award. Marascio works at Glen Mills Counseling Center.

### **Ray Bierbach '12**

Bierbach, from Hunlock Creek, Pa., was an Honorable Mention D3football.com All-American as a junior and a third-team selection as a senior and Honorable Mention Beyond College Sports Network All-American. He earned placement on six Preseason All-American teams and lived up to the attention as a senior, finishing tied for the Middle Atlantic Conference lead with five interceptions, the second straight year he led the league. He set a school record with three career D3football.com Team of the Week nods, earning two mentions as a junior and one as a senior. Bierbach finished his career with two All-MAC honors and he earned second team All-East Region honors from the website after earning first-team mention as a junior. Bierbach is a Management and Sales Trainee at Penske Trucking in Wilkes-Barre, Pa.



## 1978 MAC Northern Division champions

7-2 Overall

Head Coach: Frank Girardi

**Letterwinners**

Keith Agger; Robbi Bleistein; Ty Bornman; Mike Burd; Rick Burd; Jerry Butler; Jim Crognale; Tony D'Antonio; Gene Daly; Dwayne Day; Paul DeJoseph; Bob DeLuca; Tony DiSandro; John Donahue; Greg Ebbert; Kirby Fenton; Fran Harvey; Ron Hoover; Charles Hoyt; Fran Hoyt; Dan Isgro; Tom Jerris; John Jordan; Bill Kilpatrick; Dan Klebon; Kevin McVey; Fran Miller; Dave Nolan; Terry O'Neil; Mickey Pease; Gaspar Rodrigue; Jay Rubino; Paul Scott; Jim Simatos; Bob Sinnott; Tim VanSyckle; Dave Venezia



## 1979 MAC Northern Division champions

8-1-1 Overall

Head Coach: Frank Girardi

**Letterwinners**

Robbi Bleistein; Thatcher Bornman; Mike Burd; Rick Burd; Steve Connaghan; Jim Crognale; Dwayne Day; Paul DeJoseph; Tony Disandro; John Donhue; Greg Ebbert; Ralph Faiella; Kirby Fenton; Frank Fusaro; Fran Harvey; Chuck Hoover; Ron Hoover; Charles Hoyt; Dan Isgro; Ernie Isgro; Bill Kilpatrick; Andy Kowalick; Ed McCabe; Steve Minnick; Dan Murray; Dave Nolan; Mickey Pease; Andy Ryan; Mike Santoleri; Doug Schonewolf; Paul Scott; Jim Simatos; Bob Sinnott; Dave Venezia; Jeff Wert; Joe Whinnery; Chuck Zern




## 1982 co-MAC Northern Division champions

8-2 Overall

Head Coach: Frank Girardi

**Letterwinners**

Mike Barnett; Jim Barone; Craig Bender; John Betz; Thatcher Bornman; Joe Boures; Mike Boures; Mark Boyle; Mike Breslin; Tony Bringi; Gerry Busk; Lou Carboni; Tim Carroll; George Connaghan; Jim Conville; Chuck Craigle; Dodd Cummings; Brian Cunningham; Tony Damiano; Wayne Demarest; Tim Dougherty; Joe Dukes; Charlie Felt; Mark Finkelstein; Andy Fletcher; Kevin Fluharty; Ralph Folino; Jerry Girardi; Ron Haslam; Neil Heimsoth; Joe Hirsch; Tom Hirschmann; Jon Hostage; Steve Hughes; Jim Hunt; Tom Hurlbrink; Ken Jones; John Kearney; Bill Keim; Mike Kern; Tim Kobrzynski; Andy Kowalick; Karl Kraynanski; Todd Kreisher; Alan Kulick; Steve Lawrence; Jim Long; Jim Martini; Mark Martini; Pat McCarthy; Scott McDevitt; Dave McHale; Chris McIntyre; John McKernan; Joe Migliarese; John Mikus; Scott Miller; Bob Moran; Tim Morrin; Ted Muscara; Steve Nagle; Dave Nolan; Joe Noone; Domenic Pacitti; Joe Parsnik; Mike Peckman; Karl Pielemeier; Tom Pietrzak; Wade Ritter; Mike Rosiak; John Ruskey; Ed Ryscavage; Pete Sankus; Mike Santoleri; Joe Schmid; Doug Schonewolf; Keith Schweppen; Joe Shannon; Tim Shellman; Mike Shifflet; Bill Simonovich; Mark Sitler; Don Smith; Mark Smith; Scott Smith; Kevin Solt; Pat Spellman; Lance Spittler; Larry Stern; Scott Stevens; Otto Storey; Tim Strunk; Joe Sullivan; Bill Toner; Pete Waldron; Bryan Walter; Tom Wapinsky; Jeff Wert; John Whalen; Walt Zataveski; Mark Zickler; Tom Zimmerman





# 1985 MAC champions

10-1 Overall

Head Coach: Frank Girardi

**Letterwinners**

Todd Allegretto; Tony Amoroso; Hank Anderson; Larry Barretta; Chuck Barry; Dave Bauman; Todd Benner; Ed Borkowski; Mike Boures; Dave Bowser; James Brown; Al Burba; Rusty Burke; Bill Carey; Scott Chadwick; Jim Conville; Dodd Cummings; Bill Davidson; Pat Delaney; John Delbono; Gary Delescavage; Darryl Donlin; Matt Drakeley; Steve Fasulka; Mike Flaherty; Nick Fortuna; Rusty Fricke; Roy Fultz; Frank Gallagher; Jim Gallagher; Jack Geisel; Kevin Gentile; Dave Gibbons; Mike Gilmore; Frank Girardi; Jerry Girardi; Ed Hagy; John Hale; Jay Hallett; Mike Harris; Joe Harvey; Joe Hirsch; Chris Howell; Dick Kaiser; Bill Keim; Mike Kern; Rich Kessler; Mike Kollhoff; Rick Kondan; Mark Krebs; Steve McCormick; Brian McNamara; Steve Mosey; James O'Malley; Bob Orndorff; Joe Parsnik; Chicky Pollick; Mike Rantuccio; Ron Rosati; Mike Sellers; Mark Sittler; Rick Snyder; Kevin Steffen; John Stermel; George Tomchick; Rob Topolski; Joe Wade; John Weber; Mike Weber; Walt Zataveski; Mike Zigman




# 1989 co-MAC champions

10-2 Overall

Head Coach: Frank Girardi

**Letterwinners**

Jeff Albrecht; Vince Amabile; Dean Avillion; Adam Balulis; Nick Barbieri; Pat Barrett; Rick Bealer; Kevin Beck; Corey Bittle; Dave Bodmer; Larry Boyer; Scott Bray; Dave Brown; Jeff Burke; Jim Burke; Vince Butaitis; Steve Cassidy; Andy Chulock; Phil Ciarrocchi; Dave Ciculya; Mike Clark; Bob Cohick; Kevin Crawford; Mark Crowl; Frank Damian; Mike Davison; Jon DeFoe; Chris Deitrich; Joe DeSimone; Colin Devlin; Steve Devlin; Steve Dorman; Ed Dougherty; Andy Durkin; John Dyer; Dale Edberg; Bill Eddis; Tim Edwards; Joe Emrick; Troy Erdman; Eric Faust; Bob Fraizer; Tim Gallagher; Chris Garr; Joe Gillespie; Steve Goodwin; Tom Gorman; Vince Grimes; Myles Hannigan; Jason Hanning; Tom Hartman; Bill Hartshorn; Matt Harvey; Bill Hendricks; Jim Hepler; George Hetrick; Doug Hinnershitz; Dean Hoffman; Paul Holloman; Scott Holt; Sean Hoover; Mike Houseknecht; Ed Isenberg; Todd Kelley; Darrin Kenney; Don Kinney; Garth Lakitsky; Tom Laut; Jerry Lanoza; Steve Lenz; Joe Lenza; Ben Luci; Jeff Mahalik; Anthony Marion; Don McGorry; Burry Mervine; Joe Milliken; Chuck Morganti; Jim Muth; Tom Navarro; Kevin Nodis; Vic Olear; Tom Ott; Pat Padden; Joe Palko; Mike Pearson; Pat Persun; John Phillips; Rich Price; Jim Pudish; Dave Raimondo; Scott Richards; Cory Sheridan; John Sidoraki; Bill Skipper; Bill Small; Joe Steinmetz; Jim Sullivan; Ed Terwilliger; Bob Tobias; Dean Tomaino; Kevin VanPelt; Joe Wade; Eric Welshans; Ron Wiest; Jeff Zimmerman



# 1990 MAC champions

12-1 Overall

Head Coach: Frank Girardi

**Letterwinners**

Jack Atland; Adam Balulis; Nick Barbieri; Pat Barrett; Rick Bealer; Corey Bittle; Phil Boccella; Dave Bodmer; Sami Bourizk; Larry Boyer; Scott Bray; Scott Brown; Jim Burke; Vince Ceritano; Phil Ciarrocchi; Mike Clark; Bob Cohick; Dave Cole; Daniel D'Amico; Mike Davison; Jon DeFoe; Chris Deitrich; Joe DeSimone; Steve Devlin; Greg Dieter; Larry DiPiano; Elio Domenick; Ed Dougherty; John Dyer; Bill Eddis; Tim Edwards; Joe Emrick; Troy Erdman; Samuel Esposito; Bob Frazier; Mike Fueshko; Chris Garr; Gene Gibbons; Joe Gillespie; Brad Graffius; Jason Hanning; Tom Hartman; Bill Hartshorn; Matt Harvey; Bill Hendricks; Jim Hepler; Roger Herriman; George Hetrick; Dean Hoffman; Paul Holloman; Scott Holt; Sean Hoover; Keith Household; Mike Houseknecht; Mike Hudak; Shawn Ivie; Tom Kanton; John Kemmerer; Kyle Kempton; Darrin Kenney; Tim Kinney; Doug Klopp; Kris Kofer; Brian Lafty; Jerry Lanoza; Tom Laut; Joe Lenza; Ben Luci; Tony Luci; Frank Lynch; Jeff Mahalik; Anthony Marion; Tony Mazzatesta; Keith McCarthy; Jeff McClintock; Don McGorry; Joe Milliken; Jim Muth; Tom Navarro; Ed Novakoski; Mike Pearson; John Phillips; Wade Post; Jim Pudish; Eric Reed; Scott Richards; Cory Sheridan; Bill Small; Dean Tomaino; John Verton; Ron Weist; Eric Welshans; Jeff Zimmerman





## 1991 MAC champions

10-1 Overall

Head Coach: Frank Girardi

### Letterwinners

Adam Balulis; Pat Barrett; Kevin Bennick; Ken Bergmann; Rich Bobrowski; Phil Boccella; Dave Bodmer; Sami Bourizk; Scott Bray; Dave Briggs; Dave Brown; Glenn Castiglia; Paul Chimock; Andy Chulock; Mike Clark; Eric Clarke; Bob Cohick; Jeff Creegan; Daniel D'Amico; Mike Davidson; Joe DeSimone; Joel Digris; Larry DiPiano; Ron Dombroski; Ellio Domenick; Ed Dougherty; Andy Durkin; John Dyer; Bill Eddis; Tim Edwards; Joe Emrick; Dan Evancho; Bob Frazier; Rich Gardner; Chris Garr; Gene Gibbons; Mike Gillan; Dan Gindville; Brad Graffius; Mike Groves; Sean Grzebin; Jason Hanning; Tom Hartman; Eric Hawk; Jim Hepler; George Hetrick; Joe Hoffman; Brad Holmes; Scott Holt; Craig Hook; Shawn Ivie; Darrin Kenney; Don Kinney; Tim Kinney; Rob Klumpp; Kris Kofler; Brian Lafty; Chris Lazevnick; Steve Lobel; Matt Luccarelli; Ben Luci; Tony Luci; Jeff Mahalik; Anthony Marion; Kevin McCarthy; Clay McCarty; Mike McCarty; Terry Merante; Scott Miller; Tom Miller; Joe Milliken; Jim Muth; Jason Nalewak; Ed Novakoski; Jeff Oakley; Jeff Pascoe; Dan Pease; Tom Peifer; John Phillips; Joe Pollaro; Heath Renninger; Scott Richards; Matt Romano; Tony Shattuck; Cory Sheridan; Bob Shoemaker; Bob Shull; Dan Shupard; Bill Small; Brad Sraffus; Sean Stefanic; Jim Stottlemeyer; Bill Stringfellow; Mike Susi; Blair Taljan; John Telesz; Scott Thayer; Matt Timm; Bob Tobias; Dean Tomaino; Mark Wasilewski; Jeff Weaver; Matt Weiss; Lyle Wesneski; Ron Wiest; James Wismer; Ed Woodbridge; Brian Wolfgang; Jason Wood; Eric Young; Matt Young; Jeff Zimmerman



## 1992 MAC champions

8-1-1 Overall

Head Coach: Frank Girardi

### Letterwinners

Pat Barrett; Adam Beach; Bill Bellis; Brian Bendock; Ken Bergmann; Corey Bittle; Jason Borrelli; Sami Bourizk; Dave Briggs; Dave Brown; Glenn Castiglia; Andy Chulock; Damien Cichocki; Mike Clark; Jonathan Coar; Bob Cohick; Tony Coletti; David Cook; Jeff Creagan; Jeff Danilovitz; Jason Davis; Mike Davison; Joe DeSimone; Ellio Domenick; Michael Downey; Andy Durkin; John Dyer; Chris Eiswerth; Joe Emrick; Brian Fahey; Matt Farley; Chad Fisher; Mike Force; Bob Frazier; Rich Gardner; Chris Garr; Erik Gennaro; George Gilbert; Dan Gindville; Tom Gornan; John Groves; Mike Groves; Rick Hagemeyer; Jason Hanning; Chris Hasara; Eric Hawk; Jim Hepler; George Hetrick; Joe Hoffman; Brad Holmes; Craig Hook; Steve Hornbaker; Clay Hughes; Lynn Hunter; Tom Irwin; Matt Keisling; Tim Kinney; Rob Klumpp; Brian Lafty; Steve Lobel; Gary Lowe; Matt Luccarelli; Tony Luci; Jeff Mahalik; Anthony Marion; Randy Marotto; Clay McCarty; Mike McCarty; Gary McClure; Justin McEwen; Kevin McNamara; Scott Miller; Paul Mitchell; Jason Nalewak; Ed Naniewicz; Ed Novakoski; Jeff Oakley; Tom Ott; Mark Pacchiano; Matt Parks; John Patterson; Dan Pease; Tom Peifer; John Phillips; John Piatkowski; Mike Ratay; Ron Rega; Chet Reybitz; Spencer Reynolds; Mike Ritter; Matt Romano; Jim Saylor; Brian Sempko; Tony Shattuck; Cory Sheridan; Simeon Shierant; Bob Shoemaker; Bob Shull; Jason Snyder; Don Stoddard; Jim Stottlemeyer; Chris Stratts; Bill Stringfellow; Mike Susi; Blair Taljan; John Telesz; Matt Timm; Dean Tomaino; Mark Wasilewski; Lyle Wesneski; Ron Wiest; Matt Williamson; Kurt Wolfe; Brian Wolfgang; Jason Wood; Ed Woodbridge; Eric Young; Matt Young; Jason Zalonis



## 1996 MAC champions

11-1 Overall

Head Coach: Frank Girardi

### Letterwinners

Kent Adams; Joe Albeck; Jamie Allen; Kyle Anewalt; Doug Bartek; Andy Bartlow; Adam Beach; Brandon Beddia; Shawn Bell; Joe Benny; Kevin Boles; Sal Bongiorno; Mike Bracken; Jeff Brook; Keith Cadden; Cameron Coleman; Jeff Cook; Matt Cosgrove; Rob Cosper; Alcides Cruz; Jason Davis; Vernon Davis; Paul DiCandelar; Dave DiLullo; Michael Downey; Bob Drulis; Tom Dufner; Tim Dumas; Steve Dunkle; Mike Falcone; Larry Farr; Franco Forgione; Aaron Franke; Jason Fuller; Bryan Funk; Jesse Gambone; Leonard Gillespie; Brad Gilmore; Paul Gimbel; Bryan Gofus; Tom Grace; Don Graine; Ronnie Haas; Tim Hart; Nate Harvey; Brandon Hesco; Steve Hill; Ted Jackson; Keith Jenkins; John P. Jones; Jack Keihl; Mike Kemmerer; Jerry Kilkenny; Keith Lachawiec; Jesus Lee; Mitch Lefave; Tom Lemon; Jim Lewis; Jason Logue; Frank Lombardo; Elliot Love; Mike Mack; Nathan Mangan; Jason Marrassini; Phil Martin; Jake Maskerines; Ryan McCarthy; Mike McGough; Tom McHugh; Jason Meyer; Doug Moore; Jerry Moran; Jim Moran; Chris Morral; Joe Mosser; Kevin O'Donnell; Mike Padula; Jeff Pattay; Mike Piancone; Tom Ralick; Joe Regenski; Mark Rice; Chris Robinson; John Schiazza; Mike Sechrist; Brian Seely; John Sharpe; Vinnie Shivas; Dan Shmukler; Jason Shulz; Scott Silvis; Tyler Sones; Joe Spang; Mike Steingrabe; A. Tagliaferri; Brian Thompson; John Tobias; Joe Togani; Mike Venango; John Verton; Steve Verton; Josh Watson; Bryan Weatherly; Cliff Weikert; Mark Wells; Shawn Whitelock; Casey Willis; Jay Wingard; Darren Wyatt; Brett Zalonis





# 1997 co-MAC champions

12-1 Overall

Head Coach: Frank Girardi

**Letterwinners**

Joe Albeck; Mike Allen; Lonnie Bagwell; Sal Bongiorno; Brian Butts; Andy Cardillo; Mike Chromey; Cameron Coleman; Jeff Cook; Matt Cosgrove; Sean Cramer; Jason Davis; Steve Davis; Bob Drulis; Tom Dufner; Tim Dumas; Steve Dunkle; Larry Farr; Mike Fox; Aaron Franke; Jason Fuller; Jesse Gambone; Joe Gmitter; Bryan Gofus; Tom Grace; Sean Graf; Don Grailey; Ronnie Haas; Denzil Hacker; Ryan Hartey; Nate Harvey; Matt Heintz; Brandon Hescoco; Steve Hill; Dave Hilling; Ted Jackson; Shawn Jayman; Keith Jenkins; Eric Johnston; Mike Kemmerer; Matt Kennedy; Jerry Kilkenny; Jesus Lee; Frank Lombardo; Elliot Love; Brad Mahoney; Jason Marraccini; Phil Martin; Mitch Marzo; Jake Maskerines; Ryan McCarthy; Mike McGough; Tom McHugh; Jason Meyer; John Mooney; Chris Morral; Jason Murray; Jason Pare; Jeff Pattay; Mike Piancone; Jason Piro; Joe Regenski; John Scanlan; Matt Schaeffer; John Schiazza; Mark Seagreaves; Brian Seely; Mike Selvenis; John Shaffer; Andy Showalter; Tyler Sones; Bill Soper; Mike Spagnuolo; Joe Spang; John Stahl; Matt Sweet; Rob Terranella; Brian Thompson; Jeff Tinney; Joe Trogani; Joe Urso; Mike Venango; Dave Walsh; Adam Way; Casey Willis; Ken Wilson; Bob Wimsey; Brett Zalonis




# 1998 MAC champions

10-1 Overall

Head Coach: Frank Girardi

**Letterwinners**

Joe Albeck; Lonnie Bagwell; Kyle Bingaman; Michael Bowers; Rash Campbell; Andy Cardillo; Cameron Coleman; Mike Controvich; Chris Dauber; Jason Davis; Steve Davis; Tim Deasey; Josh Derrick; Mike DiRocco; Tom Dufner; Tim Dumas; Louis Fanelli; Larry Farr; Joe Feerrar; Aaron Franke; Jason Fuller; Jesse Gambone; Mike Godfrey; Bryan Gofus; Tom Grace; Sean Graf; Mario Granata; Nick Greysnock; Ronnie Haas; Denzil Hacker; Joe Haile; Phil Hanley; Joe Hanna; Ryan Hartey; Nate Harvey; Brandon Hescoco; Steve Hill; Dave Hilling; Keith Jenkins; Dan Jurich; Mike Kemmerer; Jerry Kilkenny; Matt Krise; Tony Landy; Jesus Lee; Frank Lombardo; Darren Lord; Matt Lynch; Jason Marraccini; Mitch Marzo; Jake Maskerines; Dave Mathews; Ryan McCarthy; Gerry McElhenry; Jack McGlone; Mike McGough; Robert Miller; John Mooney; Jason Murray; Jason Pare; Jeff Pattay; Josh Probst; Joe Regenski; Todd Reischer; Ryan Rupperecht; John Scanlan; Matt Schaeffer; John Schiazza; Mark Seagreaves; Tony Segraves; Mike Selvenis; John Shaffer; John Sharpe; Andy Showalter; Tyler Sones; Bill Soper; Roger Soper; Mike Spagnuolo; Joe Spang; Matt Staffaroni; Ryan Steele; Ryan Swailes; Matt Sweet; Rob Terranella; Mike Thomas; Brian Thompson; Jeff Tinney; Geoffrey Treib; Mike Venango; Dave Walsh; Bob Wimsey; Bob Workman; Brian Wynn; Tom Zulkowski




# 1999 MAC champions

9-1 Overall

Head Coach: Frank Girardi

**Letterwinners**

Joe Albeck; Josh Albeck; Adam Allen; Matt Andre; Jason Barr; Dan Beamon; Drew Bertelott; Kyle Bingaman; Brian Bond; Jason Brademart; Matt Buraczski; Chris Burda; Andy Cardillo; S. Chortanoff; Cameron Coleman; Mike Controvich; Chris Dauber; Jake Davis; Jason Davis; Tim Deasey; Mike DelBuono; Josh Derrick; D. Dougherty; Tom Dufner; Tim Dumas; Josh Eck; Joe Feerrar; Jason Fuller; Jesse Gambone; Mickey Giordano; Mike Godfrey; Bryan Gofus; Joe Grady; Sean Graf; Greg Gressens; Denzil Hacker; Joe Haile; Joe Hanna; Ryan Hartey; Justin Hartz; Nate Harvey; Matt Henrich; Seth Hicks; Justin Holt; Rob Houck; Chris Iori; Brett Johnson; Mike Juba; Mike Kemmerer; Jerry Kilkenny; Roger Kreutzer; Matt Krise; Zach Latsha; Tom Letcavage; Frank Lombardo; Dustin Mace; Mitch Marzo; Jake Maskerines; Dan Mathews; Dave Mathews; Ryan McCarthy; Mike McGough; Chuck Mecca; John Miller; Robert Miller; Jeff Minetti; Nate Minium; John Mooney; Jared Morris; Jason Murray; Jon Neve; Todd Riescher; Chris Roantree; John Ross; Ryan Rupperecht; John Scanlan; Matt Schaeffer; John Schiazza; Mark Seagreaves; Tony Segraves; Mike Selvenis; John Shaffer; John Sharpe; Andy Showalter; Steve Shumbres; Jon Slemmer; Mike Smith; Tyler Sones; Bill Soper; Roger Soper; Joe Spagnuolo; Mike Spagnuolo; Joe Spang; Wally Spotts; Ryan Steele; Ryan Swailes; Matt Sweet; Mike Thomas; Jeff Tinney; Mike Verton; Bob Workman; Chris Yoder; Tom Zulkowski





## 2003 MAC champions

9-2 Overall; Head Coach: Frank Girardi;

### Letterwinners

Mike Atiyeh; Tom Babbony; Lucas Baltz; Chris Beissel; Brandon Bennett; Adam Bickford; Kyle Brennan; Tim Brown; Damien Burton; Jon Carpenter; Marc Carroll; Brian Connors; Drew Corsilli; Joe Cosmello; Jim Crompton; Nate Davis; Phil DeMarco; Mike DePasquale; Matt Diggan; Vaughan Downes; Joe Dumas; Dylan Dupuis; Jeremy Ebert; Sean Engelman; Nick Finn; Brian Gallagher; Garrett Golden; Matt Greim; Justin Grenoble; David Hall; Tim Hartingh; Sean Hennigar; Dickie Houck; Jeff Jacavage; Brandon Johnson; Sean Kane; Brian Kaspick; Josh Knecht; Chris Knipe; Tony Kopp; Mike Kozak; Ricky Lannetti; Kevin LeSage; Rick Luchini; Tim Mahoney; Matt Mangold; Phil Mann; Adam Mattis; Jared Maurer; Sean McGinley; Matt Mendola; Andy Miller; Robert Miller; John Moor; Rue Moyer; Dan Mulgrew; Matt Murdock; Sean Murphy; Brock Nearhoof; Jason St. Onge; Joe Ostrowski; Nick Pinto; Mike Piotrowicz; Ryan Repko; Jim Rogers; Paul Roken; Cory Rutter; Tim Schmidt; Chris Schrader; John Seese; C. Shillinger; Greg Silenok; Glenn Smith; Dan Snee; Chris Sparks; Luke Sterling; Bobby Telesz; Dave VanNort; Adam Wagner; Joe Walker; Mike Winn; Garrett Zoschg




## 2008 co-MAC champions

7-4 Overall

Head Coach: Frank Girardi

### Letterwinners

Matt Bachman; Blake Barth; Ryan Becker; Chuck Bellitto; Ray Bierbach; Fred Bordley; Shane Breen; Bryan Brill; Derek Brown; Johnathan Buell; Andrew Butler; Nelson Butz; Dan Cassidy; Kyle Chuff; Jake Crosetto; Jim Daley; Dane DeBoer; Josh Dixon; T.J. Doyle; Colin Dwyer; Scott Erikson; Ted Geurds; Ryan Godec; Ed Grambo; Taylor Green; Ryan Grinde; Jordan Guttuso; Zack Hanner; Tim Heagy; C.J. Hinson; Kevin Hoben; Tyler Hoffman; Tim Hook; Nate Kenthack; Chris Kish; Scott Kish; Nick Klein; Josh Kleinfelder; Jim Laky; Jake Lamphere; Matt Landsiedel; Travis Leonarczyk; Matthew Licci; Justin Livingston; David Loats; Darren Mahoney; Anthony Marascio; Andy Marino; Pat McAfee; Cory McAndrews; Bryan McKee; Nick Milardo; Ethan Moore; Kyle Murren; Terry Musser; Casey Nealon; Dave Nocera; Padraig O'Connor; Mike O'Rourke; Tim Okken; Adam Paulhamus; Phil Peterson; Michael Reese; Nick Reese; Brice Rickard; T.J. Robinson; Nate Robley; Seth Rolko; Ben Rosa; Mark Rosa; David Ryan; Mark Ryan; Brady Sandercock; Sean Saylor; Nathan Schrack; Brad Shellenberger; Lucas Showers; Chris Smith; Tyler Spooner; Jimmie Stevenson; Jared Strayer; Pat Taylor; Nick Tessener; Sean Teufel; Joe Thompson; Preston Toepke; Chris Tribanas; Mike Tucker; Ben Twardzik; Bobby Van Sciver; Paul Volpe; Ryan Wagaman; Tom Weaver; Dan Weldon; Ryan Williams; Ryan Wolfe; Cory Wood; Ben Zimmerman



## 2013 co-MAC champions

7-3 Overall

Head Coach: Frank Girardi

### Letterwinners

Matt Adams; Evan Alterman; C.J. Arhontakis; Kenny Artur; Matt Atkinson; Malcolm Bell; Kevin Bettis; Brad Bieber; Matt Bloom; Ryan Boccagno; Tyler Botchie; Blake Bowman; Robbie Brodish; Jude Bubeck; Kabongo Bukasa; David Burns; Brian Campbell; Mike Chaput; Mike Ciotti; John Ciurlino; Aaron Clemons; Josh Cook; Matt Cookson; Zach Cooney; Zack Czap; Walter Decanio; Tyler Denike; Dennis Dimaio; Kendall Edwards; Zach Fannin; Kody Flail; Jesse Freer; Mike Gentile; Clayton Good; Zack Goodrich; Josh Gusler; David Hahn; Garrett Hartman; Kenton Heinbaugh; Dan Heinrichs; Dwight Hentz; Adin Hines; Bailey Hughes; Ethan Jeffries; Jarrett Jeffries; Tyler Jenny; Tyler Kapinus; Michael Konrad; Greg Kovacs; Tommy Kramer; Cam Kriner; James Krizan; Noah Lake; Trent Lee; Cameron Lindh; Rob Lynn; Bill Lytle; Matt Malecki; Alex Martin; Matt McGinley; Andrew McGreevy; Zack McMenamin; Ryan Mihoci; Austin Mital; Kirby Moist; Nick Mongiello; A.J. Morgan; Keeghan Morrison; Craig Needhammer; Mike Neuman; Jimmy Nottingham; Tyler O'Connell; Daulton Parmer; Matt Patterson; Joe Pawlowski; Austin Pollick; Nikolai Pritchik; Chris Raupers; Cale Rice; Kris Roccograndi; Jeremy Rosborough; Jonathan Rummel; Phil Schron; Kregg Shuman; John Sibel; Vinny Sidoli; Josh Skoczynski; Joe Smith; Tyler Smith; Casey Strus; Kyle Sullivan; Corey Talerico; Adam Tancini; Anthony Trotta; Tanner Troutman; Colton Turns; Ryan Umpleby; Mike Watral; Jeff Weiss; Cole Welham; Pat Whalen; Chase Whiteman; Braden Zeiner





Rick Bealer (#22) is the lone player in school history to earn three All-American honors, doing so from 1988-90.

All-Americans

Associated Press

Little All-Americans

Table listing Little All-Americans from 1958 to 2011, including names, teams, and positions.

American Football Coaches' Association

All-Americans

Table listing American Football Coaches' Association All-Americans from 1983 to 2011.

Beyond Sports Network

All-Americans

Table listing Beyond Sports Network All-Americans from 2011 to 2013.

D3Football.com

All-Americans

Table listing D3Football.com All-Americans from 2000 to 2013.

D3ProDay.com

All-Americans

Table listing D3ProDay.com All-Americans from 2010 to 2011.

Don Hansen Football Gazette

All-Americans

Table listing Don Hansen Football Gazette All-Americans from 1989 to 2003.

Football News

All-Americans

Table listing Football News All-Americans from 1984 to 1986.

Methodist All-Americans

Table listing Methodist All-Americans from 1956 to 1963.

NAIA All-Americans

Table listing NAIA All-Americans from 1959.

National Strength & Conditioning Assoc.

All-American Athlete of the year

Table listing National Strength & Conditioning Assoc. All-American Athlete of the year from 2007.



Kabongo Bukasa was a MAC Defensive Player of the Year and Beyond Sports Network Second Team All-American as a linebacker in 2012.

**All-Americans**

**Sports Information Directors  
All-Americans**

Year	Name	Team	Pos.
1983	Michael Boures	HM.	DL
1984	Walt Zatevski	HM.	OL
1984	Rusty Fricke	HM.	K
1985	Walt Zatevski	1st.	OL
1986	Rusty Fricke	HM.	K
1986	Tom Pietrzak	HM.	LB
1987	James O'Malley	HM.	WR
1988	Mike Rantuccio	3rd.	DL
1988	Rick Bealer	2nd.	DB
1989	Ed Dougherty	HM.	QB
1989	Rick Bealer	1st.	DB
1989	Troy Erdman	HM.	RB
1990	Ed Dougherty	HM.	QB
1990	Joe Gillespie	3rd.	OL
1990	Bill Small	3rd.	LB
1990	Rick Bealer	2nd.	DB
1991	Bill Small	1st.	LB
1991	Darrin Kenney	1st.	OL
1991	Ed Dougherty	3rd.	QB
1991	Don Kinney	1st.	DL
1992	Jeff Mahalik	HM.	DB
1993	Scott Miller	3rd.	DB
1994	Scott Miller	3rd.	DB
1995	John Verton	3rd.	DB
1996	John Verton	2nd.	DB
1996	Michael Downey	2nd.	OL
1997	Brett Zalonis	2nd.	LB
1997	Keith Jenkins	HM.	DL
1997	Jason Meyer	2nd.	OL
1998	Keith Jenkins	3rd.	DL
2000	Mark Seagraves	2nd.	DL
2000	John Shaffer	2nd.	P
2000	Sean Graf	2nd.	DB
2003	Luke Sterling	HM.	LB
2003	Matt Mendola	3rd.	OL
2003	Sean Henninger	3rd.	TE
2003	Sean McGinley	HM.	DL

**USA College Football  
All-Americans**

Year	Name	Team	Pos.
2013	Tanner Troutman	1st.	S
2013	Dwight Hentz	2nd.	DT
2014	Craig Needhammer	1st.	RB
2014	Nick Mongiello	HM.	FB
2014	Tanner Troutman	HM.	DB
2015	Ryan Umpleby	2nd.	WR
2015	Matt Patterson	2nd.	OL

**Williamson Rating System  
All-Americans**

Year	Name	Team	Pos.
1961	Don Dyke	HM.	E



# All-Americans by Year



**Keith Jenkins earned back-to-back All-American honors in 1997 and 1998.**

## All-Americans

Year	Name	Yr.	Pos.	Organization	Team	Year	Name	Yr.	Pos.	Organization	Team
1956	Red White	Jr.	OL	Methodist All-American	HM	1992	Andy Chulock	Sr.	DE	Don Hansen Football Gazette	HM
1956	Ken Polcyn	Jr.	E	Methodist All-American	2nd	1992	Jeff Mahalik	Sr.	DB	Champion USA/SID	HM
1957	Ken Polcyn	Sr.	E	Methodist All-American	1st	1993	Scott Miller	Jr.	DB	Champion USA/SID	3rd
1958	John Joe	Sr.	RB	Associated Press Little All-America	HM	1993	Scott Miller	Jr.	DB	Associated Press Little All-American	2nd
1959	Frank Agnello	Sr.	QB	Methodist All-American	3rd	1994	Scott Miller	Sr.	DB	Champion USA/SID	3rd
1959	Frank Agnello	Sr.	QB	NAIA All-American	2nd	1995	John Verton	So.	DB	Hewlett-Packard/SID	3rd
1959	Frank Agnello	Sr.	QB	Associated Press Little All-America	HM	1996	John Verton	Jr.	DB	Hewlett-Packard/SID	2nd
1960	Burt Richardson	Sr.	HB	Methodist All-American	2nd	1996	Michael Downey	Sr.	OL	Hewlett-Packard/SID	2nd
1961	John Wilbur	Sr.	T	Methodist All-American	1st	1996	Michael Downey	Jr.	OL	Don Hansen Football Gazette	1st
1961	Don Dyke	Sr.	E	Methodist All-American	2nd	1996	Keith Cadden	Sr.	QB	Don Hansen Football Gazette	3rd
1961	Don Dyke	Sr.	E	Williamson Rating System	HM	1997	Brett Zalonis	Sr.	LB	Hewlett-Packard/SID	2nd
1962	Marty Allenbaugh	Sr.	OL	Methodist All-American	1st	1997	Brett Zalonis	Sr.	LB	Don Hansen Football Gazette	3rd
1963	Seth Keller	Jr.	DB	Methodist All-American	1st	1997	Keith Jenkins	Jr.	DL	Hewlett-Packard/SID	HM
1963	Bill Wilt	Jr.	OL	Methodist All-American	2nd	1997	Jason Meyer	Sr.	OL	Hewlett-Packard/SID	2nd
1974	Tom Vanaskie	Sr.	DB	Associated Press Little All-America	HM	1997	Jason Meyer	Sr.	OL	Don Hansen Football Gazette	2nd
1976	Mike Prowant	Jr.	DL	Associated Press Little All-America	HM	1998	Jason Marraccini	Sr.	QB	Burger King/AFCA	1st
1976	Steve Weigle	Sr.	DL	Associated Press Little All-America	HM	1998	Keith Jenkins	Sr.	DL	Hewlett-Packard/SID	3rd
1977	Mike Prowant	Sr.	DL	Associated Press Little All-America	1st	1998	Keith Jenkins	Sr.	DL	Don Hansen Football Gazette	3rd
1980	Mike Burd	Jr.	TE	Associated Press Little All-America	HM	1998	Tim Dumas	Jr.	WR	Don Hansen Football Gazette	HM
1980	Rick Burd	Sr.	QB	Associated Press Little All-America	HM	1999	Cameron Coleman	Sr.	DL	AFCA	1st
1982	Jeff Wert	Sr.	WR	Associated Press Little All-America	HM	2000	Mark Seagraves	Sr.	DE	Hewlett-Packard/SID	2nd
1983	John Whalen	Sr.	OL	Kodak Small College	1st	2000	Mark Seagraves	Sr.	DE	Don Hansen Football Gazette	1st
1983	Michael Boures	Jr.	DL	Pizza Hut/SID	HM	2000	John Shaffer	Sr.	P	Hewlett-Packard/SID	2nd
1984	Jack Geisel	So.	DL	Associated Press Little All-America	3rd	2000	John Shaffer	Sr.	P	Don Hansen Football Gazette	2nd
1984	Kevin Solt	Sr.	OL	Football News All-American	1st	2000	John Shaffer	Sr.	P	D3Football.com	HM
1984	Walt Zatevski	Jr.	OL	Associated Press Little All-America	HM	2000	Sean Graf	Sr.	DB	Hewlett-Packard/SID	2nd
1984	Walt Zatevski	Jr.	OL	Pizza Hut/SID	HM	2000	Sean Graf	Sr.	DB	Don Hansen Football Gazette	3rd
1984	Rusty Fricke	So.	K	Associated Press Little All-America	HM	2000	Sean Graf	Sr.	DB	D3Football.com	3rd
1984	Rusty Fricke	So.	K	Pizza Hut/SID	HM	2003	Luke Sterling	So.	LB	SID	HM
1985	Larry Baretta	Jr.	QB	Associated Press Little All-America	HM	2003	Matt Mendola	Sr.	OL	Don Hansen Football Gazette	2nd
1985	Michael Boures	Sr.	OL	Associated Press Little All-America	HM	2003	Matt Mendola	Sr.	OL	SID	3rd
1985	Walt Zatevski	Sr.	OL	Associated Press Little All-America	HM	2003	Matt Mendola	Sr.	OL	D3Football.com	HM
1985	Walt Zatevski	Sr.	OL	Kodak College Division	1st	2003	Ricky Lannetti	Sr.	WR	D3Football.com	3rd
1985	Walt Zatevski	Sr.	OL	Pizza Hut/SID	1st	2003	Sean Henninger	Sr.	TE	SID	3rd
1986	Larry Baretta	Sr.	QB	Associated Press Little All-America	HM	2003	Sean McGinley	Sr.	DL	D3Football.com	2nd
1986	Larry Baretta	Sr.	QB	Football News All-American	2nd	2003	Sean McGinley	Sr.	DL	SID	HM
1986	Rusty Fricke	Sr.	K	Pizza Hut/SID	HM	2007	Ryan Yaple	Sr.	DL	D3Football.com	HM
1986	Tom Pietrzak	Sr.	LB	Pizza Hut/SID	HM	2010	Josh Kleinfelter	Sr.	RB	D3ProDay.com	HM
1987	James O'Malley	Sr.	WR	Pizza Hut/SID	HM	2010	Ray Bierbach	Jr.	S	D3Football.com	HM
1988	Mike Rantuccio	Jr.	DL	Pizza Hut/SID	3rd	2011	Ray Bierbach	Sr.	S	Beyond College Sports Network	HM
1988	Rick Bealer	So.	DB	Pizza Hut/SID	2nd	2011	Ray Bierbach	Sr.	S	D3Football.com	3rd
1989	Ed Dougherty	So.	QB	Pizza Hut/SID	HM	2011	Anthony Marascio	Sr.	DE	Beyond College Sports Network	1st
1989	Rick Bealer	Jr.	DB	Associated Press Little All-America	1st	2011	Anthony Marascio	Sr.	DE	D3ProDay.com	1st
1989	Rick Bealer	Jr.	DB	Kodak Small College	1st	2011	Anthony Marascio	Sr.	DE	D3Football.com	2nd
1989	Rick Bealer	Jr.	DB	Pizza Hut/SID	1st	2011	Anthony Marascio	Sr.	DE	Associated Press Little All-American	3rd
1989	Troy Erdman	Jr.	RB	Pizza Hut/SID	HM	2011	Anthony Marascio	Sr.	DE	AFCA	1st
1989	Vic Olear	Sr.	TE	Don Hansen Football Gazette	HM	2011	Zack Czap	So.	P	Beyond College Sports Network	HM
1990	Ed Dougherty	Jr.	QB	Champion USA/SID	HM	2012	Kabongo Bukasa	Jr.	LB	Beyond College Sports Network	2nd
1990	Joe Gillespie	Sr.	OL	Champion USA/SID	3rd	2013	Tanner Troutman	Jr.	S	D3Football.com	1st
1990	Rick Bealer	Sr.	DB	Associated Press Little All-America	1st	2013	Tanner Troutman	Jr.	S	USA College Football	1st
1990	Rick Bealer	Sr.	DB	Kodak Small College	1st	2013	Tanner Troutman	Jr.	S	Beyond College Sports Network	3rd
1990	Rick Bealer	Sr.	DB	Champion USA/SID	2nd	2013	Dwight Hentz	Sr.	DT	USA College Football	2nd
1990	Bill Small	So.	LB	Champion USA/SID	3rd	2013	Dwight Hentz	Sr.	DT	D3Football.com	HM
1991	Bill Small	Jr.	LB	Champion USA/SID	1st	2014	Craig Needhammer	Sr.	RB	USA College Football	1st
1991	Darrin Kenney	Sr.	OL	Champion USA/SID	1st	2014	Nick Mongiello	Sr.	FB	USA College Football	HM
1991	Darrin Kenney	Sr.	OL	Don Hansen Football Gazette	HM	2014	Tanner Troutman	Sr.	DB	USA College Football	HM
1991	Ed Dougherty	Sr.	QB	Champion USA/SID	3rd	2015	Ryan Umpleby	Sr.	WR	USA College Football	2nd
1991	Don Kinney	Sr.	DL	Champion USA/SID	1st	2015	Matt Patterson	Sr.	OL	USA College Football	2nd
1991	Dave Bodmer	Sr.	WR	Don Hansen Football Gazette	HM						



Sean Graf was selected to the Lycoming College Athletics Hall of Fame in 2016. He was an All-American during his senior year in 2000.

**Awards & Honors**

**Lycoming College Retired Numbers**

Class Yr.	Name	No.
1981	Rick Burd	11
1992	Larry Barretta	2

**Athletics Hall of Famers**

Ind. Yr.	Name	Class Yr.
1986	Rick Burd	1981
1986	John Joe	1959
1986	Ken Polcyn	1958
1986	Mike Prowant	1978
1987	John Lindemuth	1927
1987	Kevin McVey	1979
1987	Francis Miller	1979
1987	Randall Parsons	1977
1990	Ed Receski	1960
1988	Jerry Butler	1979
1988	David Busey	Coach
1988	Les Dye	1938
1989	Steve Wiser	1974
1989	Ray Radomicki	1978
1989	James Smith	1971
1990	Seth Keller	1965
1990	Bernard (Jack) Smyth	1935
1990	John Whalen	1983
1991	Frank Agnello	1959
1991	Walt Zatevski	1986
1992	Larry Barretta	1987
1992	John Grier	1959
1992	Joe Parsnik	1986
1993	Joe Hirsch	1986
1993	Doug Schonewolf	1983
1993	Budd Whitehill	Coach
1994	Herberton "Rusty" Fricke III	1987
1994	Tom Pietrzak	1986
1994	Tom Vanaskie	1987
1995	Jack Geisel	1986
1995	Rich Kessler	1986
1996	Joe Shannon	1985
1996	Bob Sinnott	1981
1997	Ed Dougherty	1992

1997	Michael Schweder	1971
1998	Troy Erdman	1991
1998	Mickey Pease	1985
1999	Mike Boures	1986
1999	James O'Malley	1988
2000	Ron Hoover	1981
2001	David Bauman	1987
2001	Rick Bealer	1991
2002	Darrin Kenney	1992
2002	Victor Olear	1991
2003	Keith Cadden	1997
2003	Tim Kinney	1993
2004	Joe Gillespie Jr.	1994
2004	Mike Santoleri	1991
2004	Cory Sheridan	1983
2005	Bill Small	1993
2005	Steven Verton	1992
2005	Brett Zalonis	1997
2006	Jason Meyer	1998
2006	Mike Rantuccio	1998
2007	Michael Downey	1988
2007	Tim Dumas	1996
2007	Jason Marraccini	2000
2008	Anthony "Joe" Boures	1999
2008	Joseph Emrick	1983
2009	James Tkach	1993
2010	Frank Girardi	2009
2010	Robb Curry	Coach
2011	Jim Rich	Asst. Coach
2011	Brian Thompson	1976
2012	Tim Deasey	1976
2012	Keith Jenkins	1982
2013	Mark Seagreaves	1986
2013	Cameron Coleman	1988
2014	Steve Weigle	1990
2015	John Scanlan	1992
2015	Scott Miller	2001
2016	Sean Graf	2004
2016	Don Kinney	1999
2017	Matt Mendola	2000
2017	Ryan Yaple	2008

**Male Athlete of the Year**

Year	Name
1958	Ken Polcyn
1968	Dick Wilt
1969	William Andes
1971	Bill Olsen
1975	Tom Vanaskie
1981	Rick Burd
1986	Michael Kern
1987	Larry Baretta
1992	Dave Bodmer
1993	Joe DeSimone
1997	Keith Cadden
1998	Brett Zalonis
1999	Jason Marraccini
2002	Tim Deasey
2003	Jared Morris
2005	Phil Mann
2007	Glenn Smith
2011	Josh Kleinfelter
2012	Anthony Marascio
2013	Nate Oropollo
2014	Tanner Troutman
2015	Craig Needhammer

**Sol "Woody" Wolf Award**

(Given annually to the junior that has shown the most improvement throughout their athletic career)

Year	Name
1972	Vincent Joy
1976	Doug Schonewolf
1986	James O'Malley
1988	Mike Gilmore
1990	Rick Bealer
1992	Joe DeSimone
1993	Tom Kinney
1996	Keith Cadden
1998	Jason Marraccini
2004	Phil Mann
2006	Matt Murdock
2013	Kabongo Bukasa
2014	Craig Needhammer



Tom Vanaskie, a 1974 Academic All-American, was named to the Academic All-America Hall of Fame in 2013. Vanaskie is a judge on the United States Court of Appeals for the Third Circuit, one step below the U.S. Supreme Court. He is pictured talking with ESPN's Rece Davis during the induction ceremony.

**Awards & Honors**

**Robb Curry Jr. Coach of the Year Award**

Year	Name
2008-09	Mike Clark
2011-12	Mike Clark

**ESPN Williamsport Frank Girardi Lifetime Achievement Award**

Year	Name
2008	Frank Girardi

**CoSIDA**

**Academic All-American Hall of Fame**

Year	Name	Pos.	Class
2013	Tom Vanaskie	DB	1975

**Academic All-American**

Year	Name	Pos.	Team
1974	Tom Vanaskie	DB	1st
1980	Paul DeJoseph	DB	2nd
1985	Mike Kern	DL	1st
1992	Jeff Mahalik	DB	2nd
2000	Mitch Marzo	LB	2nd
2010	T.J. Chiarolanza	K	1st
2014	Craig Needhammer	RB	2nd
2016	Austin Mital	OL	2nd

**Academic All-District**

Year	Name	Pos.	Team
1984	Mike Kern	DL	1st
1985	Mike Kern	DL	1st
1992	Jeff Mahalik	DB	1st
1992	Joe Emrick	DE	1st
1994	Mike McCarty	RB	1st
1995	Keith Cadden	QB	1st
1996	Keith Cadden	QB	1st
1998	Aaron Franke		1st
1999	Ryan Swailes	QB	1st
2000	Mitch Marzo	LB	1st
2002	Chris Roantree	DL	1st
2003	Dickie Houck	OL	2nd
2005	Vreeland Wood	DB	2nd

2010	T.J. Chiarolanza	K	1st
2012	Parker Showers	RB	1st
2013	Craig Needhammer	RB	1st
2014	Craig Needhammer	RB	1st
2016	Austin Mital	OL	1st
2016	Blake Bowman	RB	1st

**Pennsylvania Sports Hall of Fame**

Year	Name
1998	Frank Girardi

**West Branch Valley Sports Hall of Fame**

Ind. Yr.	Name	Class Yr.
1974	Don Manno	1936
1976	Dave Busey	Coach
1990	Frank Girardi	Coach
1997	Walter Boyer	1958
2001	Mike Prowant	1977
2001	Bobby George	Asst. Coach
2004	Brett Zalonis	1997
2008	Denny Hammond	Asst. Coach
2013	Steve Wiser	Asst. Coach

**American Football Coaches' Association**

**Region 2 Coach of the Year**

Year	Name
1991	Frank Girardi
1998	Frank Girardi
1999	Frank Girardi

**Maxwell Football Club Tri-State Coach of the Year**

Year	Name
1998	Frank Girardi

**Aztec Bowl Participants**

Year	Name	Cl.	Pos.
1997	Jason Meyer	Sr.	OL
1998	Jason Marraccini	Sr.	QB
1999	Cameron Coleman	Sr.	DL
2000	Sean Graf	Sr.	DB
2003	Matt Mendola	Sr.	OL

**Don Hansen Bowl Participants**

Year	Name	Cl.	Pos.
2011	Anthony Marascio	Sr.	DL
2011	Ray Bierbach	Sr.	DB

**D3 Senior Classic Participants**

Year	Name	Cl.	Pos.
2013	Kabongo Bukasa	Sr.	LB

**Dream Bowl Participants**

Year	Name	Cl.	Pos.
2014	Dwight Hentz	Sr.	DL

**Downtown Wilkes-Barre Touchdown Club Melberger Award Finalist**

Year	Name	Cl.	Pos.
1996	Keith Cadden	Sr.	QB

**MAC Most Valuable Player**

Year	Name
1996	Keith Cadden
1998	Jason Marraccini
2001	Tim Deasey



Michael Downey was named to two Preseason All-American teams in 1996. He earned All-American honors at the end of the season and was inducted into the Lycoming Athletics Hall of Fame in 2007.

**Awards & Honors**

**MAC Coach of the Year**

Year	Name
1995	Frank Girardi
1996	Frank Girardi
1997	Frank Girardi
1998	Frank Girardi
1999	Frank Girardi

**MAC Defensive Player of the Year**

Year	Name
1995	John Verton
1996	John Verton
1997	Brett Zalonis
2000	Sean Graf
2001	Ryan Rupprecht

**MAC Offensive Lineman of the Year**

Year	Name
1993	Tim Kinney
1995	Michael Downey
1996	Michael Downey
1997	Jason Meyer
1998	Mike Kemmerer

**MAC Defensive Lineman of the Year**

Year	Name
1991	Don Kinney
2000	Mark Seagreaves

**National Football Foundation College Football Hall of Fame**

Year	Name	Pos.
2016	Frank Girardi	Coach

**Hampshire Honor Society**

Year	Name	Pos.
2011	Dan Cassidy	LB
2011	T.J. Chiarolanza	K
2011	Matt Landseidel	OL
2012	Tim Okken	OL
2013	Zach Klinger	QB
2013	Jamie Reitz	LB
2013	Parker Showers	RB
2013	Wesley Strayer	TE

2014	C.J. Arhontakis	S
2014	Ryan Boccagno	LB
2014	Robbie Brodish	LB
2014	Mike Ciotti	S
2015	Mike Chaput	OL
2015	Craig Needhammer	RB
2015	John Sibel	WR
2015	Kyle Sullivan	LB
2016	Ryan Umpleby	WR
2016	Tyler Kapinus	FB
2017	Blake Bowman	RB
2017	Bailey Hughes	OL
2017	Austin Mital	OL
2017	Kirby Moist	LB
2017	Keeghan Morrison	WR

**William V. Campbell Trophy Semifinalist**

Year	Name	Pos.
2012	Parker Showers	RB
2013	C.J. Arhontakis	DB
2014	Craig Needhammer	RB
2015	Ryan Umpleby	WR
2016	Austin Mital	OL

**Central Pa. Chapter of College Football Hall of Fame Banquet Honorees**

Year	Name	Pos.
2009	Nick Reese	DB
2010	Colin Dwyer	QB
2011	Josh Kleinfelter	RB
2012	Ray Bierbach	S
2013	Parker Showers	RB
2014	Zack Czap	K/P
2015	Kyle Sullivan	LB
2016	Ryan Umpleby	WR
2017	Austin Mital	OL

**Lifetime Achievement Award**

Year	Name
2012	Frank Girardi

**D3Football.com**

**Preseason All-Americans**

Year	Name	Cl.	Pos.	Team
2009	Ted Geurds	Sr.	DT	2nd
2011	Ray Bierbach	Sr.	S	1st
2013	Tanner Troutman	Jr.	S	1st
2014	Tanner Troutman	Sr.	S	1st

**East Region Coach of the Year**

Year	Name
2008	Mike Clark

**Defensive Player of the Year**

Year	Name	Cl.	Pos.
2013	Tanner Troutman	Jr.	S

**All-Region**

Year	Name	Cl.	Pos.	Team
2005	Mike Kozak	Sr.	DT	3rd
2007	Bill Margetich	Sr.	TE	1st
2007	Ryan Yaple	Sr.	DE	1st
2008	Ted Geurds	Jr.	DT	2nd
2008	Chuck Bellitto	So.	S	2nd
2010	Ray Bierbach	Jr.	S	1st
2010	Chuck Bellitto	Sr.	S	3rd
2011	Anthony Marascio	Sr.	DT	1st
2011	Ray Bierbach	Sr.	S	2nd
2011	Cody Moyer	Jr.	G	3rd
2012	Nate Oropollo	Sr.	DE	2nd
2012	Dwight Hentz	Jr.	DT	2nd
2012	Cody Moyer	Sr.	G	3rd
2012	Kabongo Bukasa	Jr.	LB	3rd
2012	Tanner Troutman	So.	S	3rd
2013	Tanner Troutman	Jr.	S	1st
2013	Dwight Hentz	Sr.	DT	1st
2013	Craig Needhammer	Jr.	RB	3rd
2014	Craig Needhammer	Sr.	RB	2nd
2014	Ryan Umpleby	Jr.	WR	3rd

**National Play of the Week**

10/19/2010	Ray Bierbach	S
------------	--------------	---



# Awards & Honors



A two-time D3football.com All-Region selection, Cody Moyer was also a preseason All-American offensive lineman in 2012.

## Awards & Honors

### National Team of the Week

9/26/1999	Cameron Coleman	DL
10/16/1999	Cameron Coleman	DL
9/9/2000	Sean Graf	DB
10/14/2000	Mark Seagraves	DL
11/11/2000	John Scanlan	DB
9/16/2001	Ryan Rupprecht	LB
9/23/2001	Tim Schmidt	DB
10/6/2001	Ricky Lanetti	RET
10/20/2001	Tim Deasey	RB
10/20/2001	Ryan Rupprecht	LB
9/7/2002	Matt Henrich	DB
9/14/2002	Ricky Lanetti	WR
9/21/2002	Jay Seagreaves, Matt Mendola, Dickie Houck, Matt Juba, Andy Miller	OL
10/5/2002	Tim Schmidt	DB
10/26/2002	Jared Morris	RB
9/20/2003	Sean McGinley	DL
9/27/2003	Sean Hennigar	TE
11/8/2003	Ryan Repko	DB
11/15/2003	Brian Kaspick	DB
11/13/2004	Ryan Repko	DB
10/15/2005	Dave VanNort	DL
10/22/2005	Tim Eskridge	P
11/15/2008	Jim Daley	DB
9/16/2010	Josh Kleinfelter	RB
10/6/2010	Josh Kleinfelter	RB
10/13/2010	Ray Bierbach	S
10/20/2010	Ray Bierbach	S
9/8/2011	Anthony Marascio	DL
9/14/2011	Roger Jayne	DL
9/14/2011	Warren Oliver	WR
10/4/2011	Ryan Fenningham	S
10/18/2011	Ray Bierbach	S
11/2/2011	Anthony Marascio	DL
9/12/2012	Nate Oropollo	DE
10/23/2012	Tanner Troutman	S
10/8/2013	Tanner Troutman	S
11/9/2013	Dwight Hentz	DT
11/24/2013	Tanner Troutman	S
9/17/2014	Mike Gentile	S
9/25/2014	Cole Welham	DE

11/11/2014	Brian Campbell	LB
11/21/2014	Craig Needhammer	RB
10/27/2015	Blake Bowman	RB
11/10/2015	Ryan Umpleby	WR
10/4/2016	Mike Ward	S
10/4/2016	Brandon Miller	P

### Don Hansen Football Gazette Preseason All-Americans

Year	Name	Cl.	Pos.	Team
1993	Ken Bergmann	Jr.	DT	HM
1993	Bob Shull	Jr.	LB	HM
1993	Scott Miller	Jr.	DB	HM
1993	Tim Kinney	Sr.	OL	2nd
1993	Brian Lafty	Jr.	TE	HM
1996	Michael Downey	Sr.	OL	2nd
1996	John Verton	Sr.	DB	2nd
1996	Keith Cadden	Sr.	QB	HM
1996	Steve Vertib	Sr.	WR	HM
1996	Brett Zalonis	Jr.	LB	HM
1996	Brad Gilmore	Sr.	DB	HM
2006	Mike Murdock	Sr.	DB	HM

### All-Region

Year	Name	Cl.	Pos.	Team
1996	Keith Cadden	Sr.	QB	1st
1996	Michael Downey	Sr.	OL	1st
1996	John Verton	Sr.	DB	1st
1997	Jason Meyer	Sr.	OL	1st
1998	Tim Dumas	Jr.	WR	1st
1998	Keith Jenkins	Sr.	DE	2nd
1998	Jason Marraccini	Sr.	QB	3rd
1999	Tim Dumas	Sr.	WR	3rd
2002	Matt Mendola	Jr.	OL	3rd
2003	Matt Mendola	Sr.	OL	2nd
2003	Sean McGinley	Sr.	DL	2nd
2003	Sean Henninger	Sr.	TE	3rd
2005	Mike Kozak	Sr.	DT	3rd
2005	Sean Murphy	Sr.	OT	HM
2006	Mike Monastra	So.	PK	HM
2006	Jim Williams	Sr.	C	HM

### Street & Smith's Preseason All-American

Year	Name	Cl.	Pos.
1993	Bob Shull		LB
1993	Ken Bergmann	Jr.	DL
1998	Brian Thompson	Sr.	RB
1998	Keith Jenkins	Sr.	DE
1999	Tim Dumas	Sr.	WR

### Sporting News Preseason All-American

Year	Name	Cl.	Pos.
1991	Bill Small	Sr.	LB
1991	Darrin Kenney	Sr.	OL
1996	Michael Downey	Sr.	OL
1998	Brian Thompson	Sr.	RB
2010	Ray Bierbach	Sr.	DB
2014	Tanner Troutman	Sr.	DB

### Griese's Preseason All-Americans

Year	Name	Cl.	Pos.
1996	Michael Downey	Sr.	OL
1998	Cameron Coleman	Jr.	DL

### USA III Preseason All-Americans

Year	Name	Cl.	Pos.
1997	Brett Zalonis	Sr.	LB
1997	Jason Meyer	Sr.	OL

### NCAA Football Preview Preseason All-Americans

Year	Name	Cl.	Pos.	Team
1992	Andy Chulock		DE	HM
1993	Tim Kinney	Sr.	OL	
1993	Ken Bergmann	Jr.	DL	



Mike Prowant earned three mentions on the ECAC All-East Team of the Week and he was also an AP Little All-American in 1977.

**Awards & Honors**

**College Football Preview  
Preseason All-Americans**

Year	Name	Cl.	Pos.
1993	Tim Kinney	Sr.	OL
1993	Ken Bergmann	Jr.	DL
1993	Brian Lafty		TE

**Pennsylvania Football Report  
Preseason D-III Player of the year**

Year	Name	Cl.	Pos.
1990	Ed Dougherty	Jr.	QB
1991	Ed Dougherty	Sr.	QB

**USA Football News  
Preseason All-Americans**

Year	Name	Pos.	Team
2011	Ray Bierbach	S	
2011	Anthony Marascio	DL	
2011	Tim Okken	OL	
2012	Parker Showers	RB	HM
2012	Cody Moyer	OL	HM
2012	Roger Jayne	DL	HM
2012	Matt Talerico	CB	HM
2013	Dwight Hentz	DL	1st
2013	Tanner Troutman	DB	1st
2013	Kabongo Bukasa	LB	2nd
2014	Tanner Troutman	S	1st
2014	Craig Needhammer	RB	1st
2014	Garrett Hoffman	OL	3rd
2014	Casey Strus	OL	3rd
2014	Tyler Jenny	QB	HM
2014	Kyle Sullivan	LB	HM
2015	Ryan Umpleby	WR	1st
2015	Brian Campbell	LB	2nd
2016	Ryan Umpleby	WR	1st
2016	Brian Campbell	LB	2nd

**All-Northeast Region  
Preseason All-Stars**

Year	Name	Pos.
2012	Parker Showers	RB
2012	Cody Moyer	OL
2012	Roger Jayne	DL
2012	Matt Talerico	CB

**D3Senior Classic  
Preseason All-American**

Year	Name	Pos.	Team
2011	Ray Bierbach	S	2nd
2012	Cody Moyer	OL	2nd
2013	Kabongo Bukasa	LB	2nd
2014	Tanner Troutman	S	1st

**D3PRODAY.com  
Preseason All-American**

Year	Name	Pos.
2011	Anthony Marascio	DL

**Consensus Draft Services  
Preseason All-American**

Year	Name	Pos.	Team
2011	Ray Bierbach	S	HM

**Lindy's National College Football  
Preseason All-American**

Year	Name	Cl.	Pos.
2011	Ray Bierbach	Sr.	S
2014	Tanner Troutman	Sr.	S

**East Coast Athletic Conference  
All-East Team of the Week**

Year	Name	Cl.	Pos.
10/2/1965	Bob Stetson	FB	
10/9/1965	Mike Cohen	QB	
10/11/1967	Jugge Ward	FB	
9/25/1967	George Mitchell	QB	

11/1/1972	Dick Stewart	QB
11/4/1973	Steve Wiser	LB
10/2/1974	Tom Vanaskie	DB
10/17/1975	Mike Prowant	DL
9/12/1976	Steve Weigle	DB
9/19/1976	Mike Prowant	DL
10/12/1976	Mike Prowant	DL
10/12/1976	Kevin McVey	RB
10/19/1976	Gene Daly	TE
10/26/1976	Kevin McVey	RB
11/3/1976	Randy Parsons	LB
11/10/1976	Ray Radomicki	DB
1982	Jeff Wert	WR
1982	Doug Schonewolf	P

**Southeast All-Stars**

Year	Name	Pos.	Team
2005	Sean Murphy	OT	1st

**NAIA All-District 30**

Year	Name	Pos.	Team
1956	Red White	T	1st
1956	Frank Agnello	G	1st
1956	John Grier	RB	2nd

**Fred Mitchell Award**

**Preseason Watch List**

(Given to the nation's top collegiate kicker)

Year	Name	Cl.	Pos.
2012	Zack Czap	Jr.	K
2013	Zack Czap	Sr.	K

**Monthly Mention**

Date	Name
10/1/2010	T.J. Chiarolanza
11/1/2010	T.J. Chiarolanza
11/1/2011	Zack Czap
10/1/2012	Zack Czap
10/12/2013	Zack Czap
11/1/2013	Zack Czap



Kabongo Bukasa earned a slot on the Beyond Sports Preseason All-American squad in 2013 after he was named the MAC's Defensive Player of the Year in 2012.

Awards & Honors

**Beyond Sports Network  
Preseason All-Americans**

Year	Name	Cl.	Pos.	Team
2012	Zack Czap	Jr.	K	1st
2013	Kabongo Bukasa	Sr.	LB	1st
2014	Tanner Troutman	Sr.	S	1st


**Athlete of the Week**

Date	Name	Pos.
9/13/2011	Warren Oliver	WR
9/13/2011	Defense of the Week	
10/18/2011	Anthony Marascio	DL
9/10/2012	Nate Oropollo	DL
9/28/2013	Dwight Hentz	DT
10/5/2013	Tanner Troutman	DB
10/26/2013	Zack Czap	K
11/16/2013	Tanner Troutman	DB

**Diverse**

**Arthur Ashe Sports Scholars**

Year	Name	Cl.	Pos.	Team
2015	Adin Hines	So.	DL	3rd
2016	Adin Hines	Jr.	DL	4th



John Grier (#32) was the first All-MAC selection in the football program's history in 1958.

### Middle Atlantic Conference Awards & Honors

#### Middle Atlantic Conference

##### Hall of Fame

Year	Name	Cl. Yr.
2012	Frank Girardi	Coach
2012	Budd Whitehill	Coach
2014	Rick Bealer	1991
2016	Ed Dougherty	1992

##### MAC Northern Division

##### Most Valuable Player

Year	Name	Pos.
1979	Rick Burd	QB

##### Coach of the Year

Year	Name
1978	Frank Girardi
1979	Frank Girardi

##### All-MAC Northern Division

Year	Name	Team	Pos.
1958	John Grier	1st	HB
1959	Burt Richardson	1st	HB
1962	Seth Keller	1st	B
1962	Martin Allenbaugh	1st	G
1962	Charlie Schaffer	2nd	E
1963	Charlie Schaffer	2nd	SE
1964	Seth Keller	1st	DB
1965	Mike Cohen	1st	HB
1965	Bob Stetson	1st	LB
1966	Dick Lewis	1st	SE
1967	Jim Nardella	1st	DE
1967	Bob Higgins	1st	DL
1967	Richard Wilt	1st	G
1968	Bill Curley	HM	LB
1968	Bill Andes	HM	T
1969	Larry Kunes	1st	DL
1969	Bill Curley	1st	FB
1969	Dave Overley	1st	G
1969	Tony Bracciale	HM	DB
1969	Tom Porter	HM	DB
1969	Jim Smith	HM	SE
1970	Tony Bracciale	1st	DB
1970	Bill Olsen	1st	DB

1970	Larry Kunes	1st	T
1971	Vince Joy	1st	DB
1971	Tom Hinkle	1st	HB
1972	Vince Joy	1st	DB
1972	Porfirio Goncalves	1st	K
1973	Wayne Goodrow	1st	DL
1973	Steve Wiser	1st	LB
1973	Dave Franklin	1st	T
1973	Tom Vanaskie	HM	DB
1973	Jim Rich	HM	DB
1974	Tom Vanaskie	1st	DB
1974	Mike Prowant	1st	DL
1975	Jim Rich	1st	DB
1975	Steve Weigel	1st	DE
1975	Mike Prowant	1st	DL
1975	Randy Parsons	1st	LB
1975	John Vanaskie	1st	TE
1976	Dwight Stillwell	1st	DB
1976	Steve Weigle	1st	DE
1976	Mike Prowant	1st	DL
1976	Dominic Johnson	1st	G
1976	Randy Parsons	1st	LB
1976	Kevin McVey	1st	RB
1976	Jay Jeffries	1st	SE
1976	Francis Miller	1st	T
1976	Andy Pisulak	HM	
1976	Jerry Butler	HM	DL
1977	Ray Radomicki	1st	DB
1977	Dwight Stillwell	1st	DB
1977	Jerry Butler	1st	DL
1977	Mike Prowant	1st	DL
1977	Dom Johnson	1st	G
1977	Kevin McVey	1st	RB
1977	Fran Miller	1st	T
1977	Jay Jeffries	1st	WR
1978	Fran Harvey	1st	DB
1978	Jerry Butler	1st	DL
1978	Fran Miller	1st	G
1978	Robbie Bleistein	1st	K
1978	Ron Hoover	1st	LB
1978	Richard Burd	1st	QB
1978	Kevin McVey	1st	RB

1978	Gene Daly	1st	TE
1978	John Jordan	1st	WR
1979	Francis Harvey	1st	DB
1979	Tony DiSandro	1st	DL
1979	Rob Bleistein	1st	K
1979	Ron Hoover	1st	LB
1979	Jim Simatos	1st	OL
1979	Rick Burd	1st	QB
1979	Bill Kilpatrick	1st	WR
1980	Dave Nolan	1st	DB
1980	Mickey Pease	1st	DE
1980	Mark Schonewolfe	1st	DL
1980	Bob Sinnott	1st	LB
1980	Ron Hoover	1st	LB
1980	Rick Burd	1st	QB
1980	Joe Boures	1st	T
1980	Mike Burd	1st	TE
1980	Jeff Wert	1st	WR
1980	Lance Spittler	HM	
1980	Chuck Hoover	HM	
1981	Joe Shannon	1st	DB
1981	Mickey Pease	1st	DE
1981	Doug Schoenwolf	1st	DL
1981	John Whalen	1st	G
1981	Steve Connaghan	1st	LB
1981	Doug Schoenwolf	1st	P
1981	Jeff Wert	1st	WR
1982	Joe Boures	1st	C
1982	Joe Miglarese	1st	DE
1982	Doug Schonewolf	1st	DL
1982	John Whalen	1st	G
1982	Doug Schonewolf	1st	P
1982	Mike Santoleri	1st	RB
1982	Jeff Wert	1st	WR



Vic Olear was a two-time First Team All-MAC tight end in 1988-89. He was also an All-American during the 1989 season.

Middle Atlantic Conference Awards & Honors

Middle Atlantic Conference

Player of the Year

Year	Name	Pos.
1985	Larry Barretta	QB
1986	Larry Barretta	QB
1990	Ed Dougherty	QB

Coach of the Year

Year	Name
1985	Frank Girardi
1989	Frank Girardi
1990	Frank Girardi
1991	Frank Girardi
1992	Frank Girardi

All-MAC

Year	Name	Team	Pos.
1983	Joe Shannon	1st	DB
1983	Joe Sullivan	1st	DE
1983	Wade Ritter	1st	DL
1983	Mike Boures	1st	DL
1983	John Whalen	1st	G
1983	George Connaghan	HM	DB
1983	Tom Pietrzak	HM	LB
1983	Joe Parsnik	HM	RB
1983	Bill Simonovich	HM	WR
1984	Jack Geisel	1st	DL
1984	Walt Zataveski	1st	G
1984	Rusty Fricke	1st	K
1984	Tom Pietrzak	1st	LB
1984	Chris Howell	1st	P
1984	Joe Parsnik	1st	RB
1984	Kevin Solt	1st	T
1985	Bill Keim	1st	DB
1985	Chicky Pollick	1st	DE
1985	Jack Geisel	1st	DL
1985	Joe Hirsch	1st	LB
1985	Larry Barretta	1st	QB
1985	Joe Parsnik	1st	RB
1985	Rich Kessler	1st	WR
1985	Chris Howell	HM	P
1985	Mike Boures	HM	T
1985	James O'Malley	HM	WR

1986	Dave Bauman	1st	G
1986	Rusty Fricke	1st	K
1986	Tom Pietrzak	1st	LB
1986	Chris Howell	1st	P
1986	Larry Barretta	1st	QB
1986	James O'Malley	1st	WR
1986	Chicky Pollick	HM	DE
1986	Rich Kessler	HM	WR
1987	Chicky Pollick	1st	DE
1987	Mike Rantuuccio	1st	DL
1987	Dick Kaiser	1st	LB
1987	Rick Bealer	HM	DB
1987	Rick Snyder	HM	G
1987	Craig Sellers	HM	P
1988	Rick Bealer	1st	DB
1988	Mike Rantuuccio	1st	DL
1988	Vic Olear	1st	TE
1989	Rick Bealer	1st	DB
1989	Don Kinney	1st	DL
1989	Troy Erdman	1st	RB
1989	Steve Lenz	1st	T
1989	Vic Olear	1st	TE
1989	Joe Gillespie	2nd	C
1989	Vince Butaitis	2nd	DE
1989	Bill Small	2nd	LB
1989	Paul Holloman	2nd	WR
1989	Joe Gillespie	HM	C
1989	David Ciculya	HM	G
1990	Joe Gillespie	1st	C
1990	Rick Bealer	1st	DB
1990	Joe Emrick	1st	DE
1990	John Phillips	1st	K
1990	Bill Small	1st	LB
1990	Ed Dougherty	1st	QB
1990	Ed Terwilliger	1st	T
1990	Dean Koffman	1st	
1990	Tom Hartman	2nd	DB
1990	Jon DeFoe	2nd	LB
1990	Matt Harvey	2nd	TE
1990	Paul Holloman	2nd	WR
1990	Darrin Kenney	HM	T

1990	Joe DeSimone	HM	WR
1991	Joe Emrick	1st	DE
1991	Andy Chlock	1st	DE
1991	Don Kinney	1st	DL
1991	Bill Small	1st	LB
1991	Ed Dougherty	1st	QB
1991	Cory Sheridan	1st	RB
1991	Darrin Kenney	1st	T
1991	Brian Lafty	1st	TE
1991	Dave Bodmer	1st	WR
1991	Tom Hartman	2nd	DB
1991	John Phillips	2nd	K
1992	Andy Durkin	1st	C
1992	Jeff Mahalik	1st	DB
1992	Andy Chulok	1st	DE
1992	Joe Emrick	1st	DE
1992	Ken Bergmann	1st	DL
1992	Tim Kinney	1st	G
1992	Cory Sheridan	1st	RB
1992	John Phillips	2nd	K
1992	Lyle Wesneski	2nd	LB
1992	Dan Pease	2nd	T
1992	Brian Lafty	2nd	TE
1992	Ellio Domenick	HM	QB
1992	Ron Weist	HM	WR

MAC Freedom League

Player of the Year

Year	Name	Pos.
1995	Keith Cadden	QB
1996	Keith Cadden	QB
1998	Jason Marraccini	QB

Coach of the Year

Year	Name
1995	Frank Girardi
1996	Frank Girardi
1997	Frank Girardi
1998	Frank Girardi
1999	Frank Girardi



Cameron Coleman earned three All-MAC nods from 1997-99, earning AFCA All-American honors in 1999.

### Middle Atlantic Conference Awards & Honors

#### All-Freedom League

Year	Name	Team	Pos.
1993	Scott Miller	1st	DB
1993	Jason Wood	1st	DL
1993	Tim Kinney	1st	G
1993	George Gilbert	1st	RB
1993	George Gilbert	1st	ST
1993	Lynn Hunter	1st	T
1993	Brian Lafty	1st	TE
1993	Clay McCarty	2nd	DB
1993	Ken Bergmann	2nd	DL
1993	Andy Durkin	2nd	OL
1993	Tom Ralicke	2nd	P
1994	Scott Miller	1st	DB
1994	Lyle Wesneski	1st	DE
1994	Mike Downey	1st	OL
1994	Mike McCarty	1st	RB
1994	Steve Verton	1st	WR
1994	Tom Ralicke	2nd	P
1995	John Verton	1st	DB
1995	Jeff Cook	1st	K
1995	Brett Zalonis	1st	LB
1995	Michael Downey	1st	OL
1995	Jason Meyer	1st	OL
1995	Keith Cadden	1st	QB
1995	Steve Verton	1st	WR
1995	Tom Ralicke	2nd	P
1995	Brian Thompson	2nd	RB
1996	John Verton	1st	DB
1996	Jason Logue	1st	DB
1996	Brad Gilmore	1st	DB
1996	Shawn Bell	1st	DL
1996	Jeff Cook	1st	K
1996	Brett Zalonis	1st	LB
1996	Michael Downey	1st	OL
1996	Jason Meyer	1st	OL
1996	Tom Ralicke	1st	P
1996	Keith Cadden	1st	QB
1996	Jamie Allen	1st	RB
1996	Steve Verton	1st	WR
1997	Matt Cosgrove	1st	DB
1997	Mark Seagreaves	1st	DL

1997	Larry Farr	1st	DL
1997	Keith Jenkins	1st	DL
1997	Jeff Cook	1st	K
1997	Brett Zalonis	1st	LB
1997	Jason Meyer	1st	OL
1997	Tim Hart	1st	OL
1997	Don Grainey	1st	OL
1997	Jason Marraccini	1st	QB
1997	Brian Thompson	1st	RB
1997	Tim Dumas	1st	WR
1997	Mike Venango	2nd	DB
1997	Cameron Coleman	2nd	DE
1997	Steve Hill	2nd	RB
1998	John Scanlan	1st	DB
1998	Cameron Coleman	1st	DL
1998	Keith Jenkins	1st	DL
1998	Larry Farr	1st	DL
1998	John Shaffer	1st	K
1998	Jesse Gambone	1st	LB
1998	Mike Kemmerer	1st	OL
1998	Steve Hill	1st	P
1998	Jason Marraccini	1st	QB
1998	Brian Thompson	1st	RB
1998	Tim Dumas	1st	WR
1998	Jeff Tinney	2nd	DB
1998	Mark Seagreaves	2nd	DL
1998	John Mooney	2nd	OL
1998	Jake Maskerines	2nd	WR
1999	John Scanlan	1st	DB
1999	Sean Graf	1st	DB
1999	Jeff Tinney	1st	DB
1999	Cameron Coleman	1st	DL
1999	John Shaffer	1st	K
1999	Jesse Gambone	1st	LB
1999	Mike Spagnuolo	1st	OL
1999	Mike Kemmerer	1st	OL
1999	John Shaffer	1st	P
1999	Ryan Swailles	1st	QB
1999	Tim Dumas	1st	WR
1999	Mike McGough	2nd	LB
1999	John Mooney	2nd	OL
1999	Jason Davis	2nd	RB

1999	Jake Maskerines	2nd	WR
2000	Mike Spagnuolo	1st	OL
2000	Tim Deasey	1st	RB
2000	Mike Selvenas	1st	FB
2000	Joe Feerrar	2nd	QB
2000	Chris Dauber	2nd	WR
2000	Josh Albeck	2nd	OL
2000	Mark Seagreaves	1st	DL
2000	Ryan Rupprecht	1st	LB
2000	Sean Graf	1st	DB
2000	John Scanlan	1st	DB
2000	Jeff Tinney	1st	DB
2000	John Shaffer	1st	P
2000	Sean Graf	1st	ST
2000	Zack Latsha	2nd	DL
2000	Jesse Gambone	2nd	LB

#### Middle Atlantic Conference Defensive Player of the year

Year	Name	Pos.
2011	Anthony Marascio	DL
2012	Kabongo Bukasa	LB

#### Coach of the Year

Year	Name
2008	Mike Clark

#### All-MAC

Year	Name	Team	Pos.
2001	Jake Davis	1st	DB
2001	Ryan Rupprecht	1st	LB
2001	Josh Albeck	1st	OL
2001	Tim Deasey	1st	RB
2001	Tom Zulkowski	1st	TE
2001	Matt Henrich	2nd	DB
2001	Ricky Lannetti	2nd	KR
2001	Matt Mendola	2nd	OL
2001	Kyle Bingaman	2nd	WR
2002	Matt Henrich	1st	DB
2002	Chris Roantree	1st	DL
2002	Jon Neve	1st	FB
2002	Matt Mendola	1st	OL
2002	Jared Morris	1st	RB
2003	Brian Kaspick	1st	DB



T.J. Chiarolanza became the football program's first MAC Scholar Athlete in 2010.

Middle Atlantic Conference Awards & Honors

2003	Sean McGinley	1st	DL	2009	Josh Kleinfelter	2nd	RB	2013	Dwight Hentz	1st	DL
2003	Chris Schrader	1st	K	2009	Adam Paulhamus	2nd	TE	2013	Tyler Denike	1st	LB
2003	Luke Sterling	1st	LB	2009	Ryan Wagaman	2nd	WR	2013	Tanner Troutman	1st	DB
2003	Matt Mendola	1st	OL	2010	Chuck Bellitto	1st	DB	2013	Tyler Jenny	2nd	QB
2003	Ricky Lannetti	1st	WR	2010	Ray Bierbach	2nd	DB	2013	Matt Atkinson	2nd	WR
2003	Garrett Zoschg	2nd	DL	2010	Anthony Marascio	1st	DL	2013	Garrett Hartman	2nd	OL
2003	Ricky Lannetti	2nd	KR	2010	Roger Jayne	2nd	DL	2013	Kabongo Bukasa	2nd	LB
2003	Tim Schmidt	2nd	LB	2010	Tim Okken	2nd	OL	2013	Zack Czap	HM	P
2003	Dickie Houck	2nd	OL	2010	Zack Czap	1st	P	2013	Zack Czap	HM	K
2003	Phil Mann	2nd	QB	2010	Josh Kleinfelter	2nd	RB	2013	Greg Kovacs	HM	TE
2004	Brian Kaspick	1st	DB	2010	Ryan Wagaman	1st	WR	2013	Nick Mongiello	HM	FB
2004	Lucas Baltz	2nd	OL	2011	Zack Czap	1st	K	2013	Casey Strus	HM	OL
2004	Phil Mann	2nd	QB	2011	Zack Czap	2nd	P	2013	Kyle Sullivan	HM	LB
2004	Matt Murdock	2nd	RS	2011	Anthony Marascio	1st	DL	2014	Craig Needhammer	1st	RB
2005	Matt Murdock	1st	DB	2011	Ray Bierbach	1st	DB	2014	Garrett Hartman	1st	OL
2005	Mike Kozak	1st	DL	2011	Cody Moyer	1st	OL	2014	Ryan Umpleby	1st	WR
2005	Luke Sterling	1st	LB	2011	Tim Okken	1st	OL	2014	Cole Welham	1st	DL
2005	Sean Murphy	1st	OL	2011	Jared Strayer	1st	OL	2014	Casey Strus	2nd	OL
2005	Tim Hartingh	2nd	DL	2011	Matt Talerico	2nd	DB	2014	Tanner Troutman	2nd	DB
2005	Matt Mangold	2nd	FB	2011	Ryan Fenningham	2nd	DB	2014	Mike Gentile	2nd	DN
2006	Mike Monastra	1st	K	2011	Kabongo Bukasa	2nd	LB	2014	Tyler Jenny	HM	QB
2006	Jim Williams	1st	OL	2011	Parker Showers	2nd	RB	2014	Nick Mongiello	HM	FB
2006	Tim Mahoney	2nd	DB	2011	Roger Jayne	2nd	DL	2014	Zack McMenemy	HM	DL
2006	Tony Kopp	2nd	WR	2012	Cody Moyer	1st	OL	2014	Kyle Sullivan	HM	LB
2007	Ryan Yaple	1st	DE	2012	Nate Oropollo	1st	DL	2014	Matt Patterson	HM	OL
2007	Bill Margetich	1st	TE	2012	Kabongo Bukasa	1st	LB	2014	Brian Campbell	HM	LB
2007	Vreeland Wood	2nd	DB	2012	Zack Czap	1st	P	2015	Ryan Umpleby	1st	WR
2007	Ted Geurds	2nd	DL	2012	Parker Showers	2nd	RB	2015	Matt Patterson	1st	OL
2007	Mike DiPlacido	2nd	LB	2012	Parker Showers	2nd	ST	2015	Blake Bowman	2nd	RB
2007	Patrick Taylor	2nd	OL	2012	Jarrin Campman	2nd	WR	2015	Austin Mital	2nd	OL
2007	Josh Kleinfelter	2nd	RB	2012	Garrett Hartman	2nd	OL	2015	Cole Welham	HM	DL
2008	Nick Reese	1st	DB	2012	Dwight Hentz	2nd	DL	2016	Blake Bowman	1st	RB
2008	Ted Geurds	1st	DL	2012	Tyler Denike	2nd	DL	2016	Brad Stubbs	2nd	OL
2008	Ryan Wagaman	1st	WR	2012	Matt Talerico	2nd	DB	2016	Bailey Hughes	2nd	OL
2008	Chuck Bellitto	2nd	DB	2012	Tanner Troutman	2nd	DB	2016	Austin Mital	HM	OL
2008	Nathan Schrack	2nd	OL	2012	Tyler Jenny	HM	QB	2016	Mike Ward	HM	DB
2008	Patrick Taylor	2nd	OL	2012	Nick Mongiello	HM	FB	<b>MAC Scholar Athlete</b>			
2008	Colin Dwyer	2nd	QB	2012	Andrew Wagner	HM	OL	<b>Year</b>	<b>Name</b>	<b>Pos.</b>	
2008	Josh Kleinfelter	2nd	RB	2012	Roger Jayne	HM	DL	2010	T.J. Chiarolanza	K	
2009	Anthony Marascio	1st	DL	2012	Caleb Shertzler	HM	DB	2016	Austin Mital	OL	
2009	Chuck Bellitto	2nd	DB	2012	Jarrin Campman	HM	ST				
2009	Kevin Hoben	2nd	LB	2013	Craig Needhammer	1st	RB				



**Parker Showers was a three-time member of the MAC Academic Honor Roll, a semifinalist for the William V. Campbell Trophy and a CoSIDA Academic All-District selection. He was also a two-time All-MAC running back in 2011-12.**

### Middle Atlantic Conference Awards & Honors

#### Academic All-MAC

Year	Name	Pos.
2013	C.J. Arhontakis	S
2013	Craig Needhammer	RB
2013	John Sibel	WR
2013	Kyle Sullivan	LB
2013	Ryan Umpleby	WR
2014	Craig Needhammer	RB
2014	John Sibel	WR
2014	Kyle Sullivan	LB
2014	Ryan Umpleby	WR
2015	Austin Mital	OL
2015	Ryan Umpleby	WR
2016	Blake Bowman	RB
2016	Bailey Hughes	OL
2016	Austin Mital	OL

#### Academic Honor Roll

Year	Name
1997-98	Aaron Franke
1997-98	Brett Zalonis
1997-98	Jason Fuller
1997-98	Joe Spang
1997-98	Matt Cosgrove
1998-99	Aaron Franke
1998-99	Jason Fuller
1998-99	Jason Murray
1998-99	Mitch Marzo
1999-00	Andy Cardillo
1999-00	Jason Fuller
1999-00	Jason Murray
1999-00	Joe Hanna
1999-00	Matt Krise
1999-00	Mitch Marzo
1999-00	Ryan Steele
1999-00	Ryan Swailes
2000-01	Andy Cardillo
2000-01	Chris Roantree
2000-01	Jason Murray
2000-01	Matt Krise
2000-01	Mitch Marzo
2000-01	Rob Houck

2000-01	Steph Chortanoff
2001-02	Andy Cardillo
2001-02	Brian Connors
2001-02	Chris Roantree
2001-02	Kyle Bingaman
2001-02	Randy Lattis
2001-02	Ryan Steele
2001-02	Steph Chortanoff
2001-02	Todd Leader
2002-03	Andy Hull
2002-03	Chris Roantree
2002-03	Dylan Dupuis
2002-03	Jeff Sokso
2002-03	Joe Dumas
2002-03	Mike Brubaker
2002-03	Nick Pinto
2002-03	Phil Mann
2002-03	Randy Lattis
2002-03	Steff Chortanoff
2003-04	Dickie Houck
2003-04	Dylan Dupuis
2003-04	Joe Dumas
2003-04	Nick Pinto
2003-04	Pete Semanoff
2003-04	Phil Mann
2003-04	Tim Hartingh
2004-05	Brian Gallagher
2004-05	Curt Schillinger
2004-05	Dylan Dupuis
2004-05	Glenn Smith
2004-05	Jim Williams
2004-05	Joe Dumas
2004-05	Matt Murdock
2004-05	Mike DePasquale
2004-05	Nick Pinto
2004-05	Phil Mann
2004-05	Tim Eskridge
2004-05	Tim Hartingh
2005-06	Brian Gallagher
2005-06	Curt Schillinger
2005-06	Don Burton
2005-06	Jim Williams

2005-06	Mark Helman
2005-06	Matt Murdock
2005-06	Mike DePasquale
2005-06	Sean Hanna
2005-06	Tim Eskridge
2005-06	Vreeland Wood
2006-07	Brian Gallagher
2006-07	Curt Schillinger
2006-07	Don Burton
2006-07	Jim Williams
2006-07	Mark Helman
2006-07	Matt Murdock
2006-07	Mike DePasquale
2006-07	Sean Hanna
2006-07	Tim Eskridge
2006-07	Vreeland Wood
2007-08	Billy Buhlman
2007-08	Chris Schmoeyer
2007-08	Jake Crosetto
2007-08	Keith Boyer
2007-08	Sean Hanna
2007-08	Stewart Kirk
2007-08	Taylor Green
2007-08	Vreeland Wood
2007-08	Will Osgood
2008-09	Ben Rosa
2008-09	Jake Crosetta
2008-09	Mike Tucker
2008-09	Taylor Green
2009-10	Dan Cassidy
2009-10	Kyle Murren
2009-10	Matt Landsiedel
2009-10	Taylor Green
2009-10	Tim Okken
2009-10	Travis Leonarczyk
2009-10	Tyler Hoffman
2010-11	Dan Cassidy
2010-11	Jamie Reitz
2010-11	Kyle McMahon
2010-11	Matt Landseidel
2010-11	Mike Grill
2010-11	Parker Showers



Josh Kleinfelter won a school-record five MAC Offensive Player of the Week awards in his career.

Middle Atlantic Conference Awards & Honors

2010-11	Sean Kelly
2010-11	T.J. Chiarolanza
2010-11	Zach Klinger
2011-12	Jaime Reitz
2011-12	Matt McGinley
2011-12	Parker Showers
2011-12	Ryan Boccagno
2011-12	Ryan McClure
2011-12	Tim Okken
2011-12	Zach Klinger
2011-12	Zack Czap
2012-13	Matt McGinley
2012-13	Ryan Boccagno
2012-13	Zack Czap
2012-13	Mike Ciotti
2012-13	C.J. Arhontakis
2012-13	Robbie Brodish
2012-13	John Sibel
2012-13	Cody Butler
2012-13	Craig Needhammer
2012-13	Kyle Sullivan
2012-13	Jude Bubeck
2012-13	Jaime Reitz
2012-13	Parker Showers
2012-13	Zach Klinger
2012-13	Wesley Strayer
2013-14	C.J. Arhontakis
2013-14	Ryan Boccagno
2013-14	Robbie Brodish
2013-14	Jude Bubeck
2013-14	Mike Ciotti
2013-14	James Krizan
2013-14	Matt McGinley
2013-14	Craig Needhammer
2013-14	John Sibel
2013-14	Kyle Sullivan
2013-14	Ryan Umpleby
2014-15	Blake Bowman
2014-15	Mike Chaput
2014-15	Bailey Hughes
2014-15	Tyler Kapinus
2014-15	James Krizan

2014-15	Austin Mital
2014-15	Kirby Moist
2014-15	Craig Needhammer
2014-15	John Sibel
2014-15	Kyle Sullivan
2014-15	Ryan Umpleby
2015-16	Andrew Beamer
2015-16	Joe Bernardini
2015-16	Josh Cook
2015-16	Bryan Darling
2015-16	Sam Dressler
2015-16	Adin Hines
2015-16	Bailey Hughes
2015-16	Tyler Kapinus
2015-16	Matt Malecki
2015-16	Eddie McKee
2015-16	Jake Mika
2015-16	Austin Mital
2015-16	Kirby Moist
2015-16	Keeghan Morrison
2015-16	John Peters
2015-16	Caleb Robbins
2015-16	Sam Romanofsky
2015-16	Andrew Traxler
2015-16	Ryan Umpleby
2015-16	Erik Wagner
2015-16	Cole Welham
2016-17	Keith Batkowski
2016-17	Cody Botts
2016-17	Blake Bowman
2016-17	Logan Chetaitis
2016-17	Sam Dressler
2016-17	Todd Frick
2016-17	Dan Heinrichs
2016-17	Adin Hines
2016-17	Bailey Hughes
2016-17	Zach Kovach
2016-17	Dominic Loffredo
2016-17	Austin Mital
2016-17	Kirby Moist
2016-17	Keeghan Morrison
2016-17	Joe Oquendo

2016-17	Joe Pinzka
2016-17	Josh Purnell
2016-17	Tom Reilly
2016-17	Caleb Robbins
2016-17	Sam Romanofsky
2016-17	Josh Sawka
2016-17	Jake Silverman
2016-17	Tyler Smith
2016-17	Chris Stewart
2016-17	Andrew Traxler
2016-17	Erik Wagner

Sportsmanship Team

Year	Name	Pos.
2007-08	Vreeland Wood	DB
2008-09	Josh Kleinfelter	RB
2009-10	Adam Paulhamus	TE
2010-11	T.J. Chiarolanza	K
2011-12	Chris Kish	LB
2014-15	John Sibel	WR
2015-16	Blake Bowman	RB
2016-17	Tyler Smith	DL

Middle Atlantic Conference Offensive Player of the Week

Date	Name	Pos.
10/10/1998	Jason Marraccini	QB
10/31/1998	Tim Dumas	WR
10/17/1999	Tim Dumas	WR
11/9/1999	Tim Dumas	WR
10/8/2000	Tim Deasey	RB
9/15/2001	Tim Deasey	RB
11/10/2001	Tim Deasey	RB
10/26/2002	Jared Morris	RB
10/15/2005	Glenn Smith	QB
10/27/2007	Mark Rosa	RB
9/22/2008	Josh Kleinfelter	RB
11/3/2008	Josh Kleinfelter	RB
11/17/2008	Josh Kleinfelter	RB
9/20/2009	Josh Kleinfelter	RB
10/18/2009	Adam Paulhamus	TE
9/26/2010	Josh Kleinfelter	RB
9/11/2011	Warren Oliver	WR



Dwight Hentz was a two-time MAC Defensive Player of the Week, two-time D3football.com All-East Region and 2013 All-American defensive tackle.

### Middle Atlantic Conference Awards & Honors

10/17/2011	Parker Showers	RB	9/14/2014	Mike Gentile	S
11/4/2012	Craig Needhammer	RB	9/21/2014	Cole Welham	DE
10/6/2013	Craig Needhammer	RB	<b>Special Teams Player of the Week</b>		
9/14/2014	Tyler Jenny	QB	<b>Date</b>	<b>Name</b>	<b>Pos.</b>
11/2/2014	Craig Needhammer	RB	9/22/2003	Chris Schrader	K
11/9/2014	Tyler Jenny	QB	11/12/2005	Mike Monastra	K
11/16/2014	Craig Needhammer	RB	9/4/2007	Brad Shellenberger	P
9/20/2015	Blake Bowman	RB	9/29/2008	Ray Bierbach	PR
10/25/2015	Blake Bowman	RB	10/27/2008	Scott Erikson	K
11/8/2015	Chase Whiteman	QB	11/17/2008	Scott Erikson	K
<b>Defensive Player of the Week</b>			9/26/2010	T.J. Chiarolanza	K
<b>Date</b>	<b>Name</b>	<b>Pos.</b>	10/10/2010	Zack Czap	P
10/3/1998	Cameron Coleman	DE	10/17/2010	Zack Czap	P
10/17/1999	Cameron Coleman	DE	10/10/2011	Zack Czap	P/K
10/24/1998	John Scanlan	DB	10/24/2011	Zack Czap	P/K
9/10/2000	Sean Graf	DB	11/13/2011	Zack Czap	P/K
10/15/2000	Mark Seagreaves	DL	9/16/2012	Parker Showers	KR
9/22/2001	Tim Schmidt	DB	10/7/2012	Jarrin Campman	PR
9/7/2002	Matt Henrich	DB	10/28/2012	Zack Czap	P/K
9/22/2003	Sean McGinley	DL	9/29/2013	Zack Czap	P/K
9/29/2003	Nick Pinto	DB	10/26/2013	Zack Czap	P/K
10/27/2003	Matt Murdock	DB	11/9/2014	Cameron Kriner	WR
11/10/2003	Ryan Repko	DB			
11/17/2003	Brian Kaspick	DB			
11/13/2004	Ryan Repko	DB			
10/15/2005	Dave Van Nory	DT			
10/15/2007	Mike DiPlacido	LB			
9/22/2008	Chuck Bellitto	S			
9/29/2008	Kyle Murrin				
10/13/2008	Nick Reese	S			
11/3/2008	Ben Rosa	LB			
11/17/2008	Jim Daley	S			
9/12/2010	Chuck Bellitto	S			
9/26/2010	Anthony Marascio	DT			
10/17/2010	Kabongo Bukasa	S			
10/30/2011	Anthony Marascio	DL			
9/9/2012	Nate Oropollo	DL			
9/30/2012	Dwight Hentz	DL			
10/7/2012	Nate Oropollo	DL			
10/21/2012	Kabongo Bukasa	LB			
9/29/2013	Dwight Hentz	DL			
10/6/2013	Tanner Troutman	S			



All-Time Letterwinners



Frank Agnello  
1955-58



Ronald Betts  
1965-67



Robbi Bleistein  
1976-79

-AAA-

Kent Adams	1996
Matt Adams	2013-16
Keith Agger	1978
Frank Agnello	1955-58
Fred Agnello	1956-59
Bill Ainsworth	1959,61-62
Bob Akin	1983
William Albanes	1968
Joe Albany	1988
Jesse Albeck	2001
Joe Albeck	1996-99
Josh Albeck	1999-01
Brian Alboucq	2001
Jeff Albrecht	1989
Rick Albright	1993
Mark Alexander	2008
Ken Allard	1965
David Alleger	1971
Todd Allegretto	1983-86
Adam Allen	1999-02
Bob Allen	1964-65
Jamie Allen	1996
Mike Allen	1997
Robert Allen	1995
Marty Allenbaugh	1959-62
Evan Alterman	2013-14
Vince Amabile	1989
Gary Amidon	1962
Bob Amis	1962,65-67
Tony Amoroso	1985
Hank Anderson	1985-86
William Andes	1965-68
Matt Andre	1999
Bill Andrews	1956
Richard Andrus	1965
Kyle Anewalt	1996
Bill Aquilani	1988
C.J. Arhontakis	2010-13
Hayden Arnold	2016
Antonio Arroyo	2010-12
Kenny Artur	2013-15
Mike Atiyeh	2003-04,06-07
Ryan Atiyeh	2005
Matt Atkinson	2010-13
Jack Atland	1990
Parker Auburn	1962
Donald Aurand	1959-60
Rick Ausem	2006-07
Uriah Aviles	2004-05
Dean Avillion	1989
Norm Azinger	1959
Lane Azzato	1970

-BBB-

Tom Babbony	2001-04
Matt Bachman	2008-11
Alex Baez	1995
Mike Bagnarelli	1987
Anthony Bagonis	1971-74

Lonnie Bagwell	1997-98
Charles Bahuriak	1969-70
Tom Bailey	1995
Donald Baity	1954-55
Avery Baker	2014
Sean Baker	1994
Stan Baker	1962-63
Thomas Bakley	1968-69
Douglas Ball	1966-67
Lucas Baltz	2003-04
Adam Balulis	1988-91
Alex Baran	1964
Nick Barbieri	1987-90
Gene Barclay	1964-65
Ryan Barnes	1994
Mike Barnett	1982
Jim Barone	1981-82
Jason Barr	1999-00
Pat Barrett	1989-92
Larry Barretta	1983-86
Chuck Barry	1985-86
Doug Bartek	1996
Blake Barth	2006-09
John Barth	1966
Tyler Barth	2004-07
Andy Bartlow	1996
Keith Batkowski	2016
Dave Bauman	1983,85-86
Zach Bautz	2014
Weston Baylor	2014
Elisiah Bayne	2016
Adam Beach	1992-94,96
Rick Bealer	1987-90
Andrew Beamer	2015
Dan Beamon	1999-00
Ryan Beaver	2010
Kevin Beck	1989
Ryan Becker	2005-08
Brandon Beddia	1996
Todd Beers	1994
Herbert Beezer	1969
Chris Beissel	2003-06
Barry Belgrade	1974-75
Connor Bell	2015-16
Malcolm Bell	2013-14
Shawn Bell	1993-96
Phil Bellino	1974-76
Bill Bellis	1992-93
Chuck Bellitto	2007-10
Craig Bender	1981-82
Brian Bendock	1992-93
Chester Bendowski	2004
Todd Benner	1985-87
Brandon Bennett	2003,05-06
Kyle Bennett	2009
Kevin Bennick	1991,93
Tom Bennie	2009
Joe Benny	1996
Gary Bepler	1963-66
Allyn Berg	1968

Roger Bergeron	2012
Ken Bergmann	1991-94
Paul Bergstrom	1971
Joe Bernardini	2014-16
Bryce Berresford	2016
Ken Berry	2000
Drew Bertellott	1999
Kevin Bettis	2013-14
Ronald Betts	1965-67
Paul Betyne	1968
John Betz	1980-83
Laurens Beyland	1963
Adam Bickford	2000-03
John Bickford	2000,02
Jake Bickley	2009
Ray Bierbach	2008-11
Brad Biever	2013-16
Edward Biggio	1968-71
Richard Biggio	1967
Steve Bilous	2004-07
Georg Bilushis	1966
Kyle Bingaman	1998-01
Larry Birriel	1980
Jody Bitner	1986
Russ Bittenbock	1986-87
Corey Bittle	1988-90,92
David Bixler	2006-07
Brandon Blackiston	2011-12
Joe Blaschak	1960-61
Dave Bleistein	1974
Robbi Bleistein	1976-79
Matt Bloom	2011-14
Rich Bobrowski	1991
Ryan Boccagno	2010-13
Phil Boccella	1990-91
Brian Bockelkam	1994
Dave Bodmer	1988-91
Mark Boehm	1973-74
Chris Boes	2014-15
Don Bohensky	1956-57
Wayne Bohn	1955-57
Bill Bolding	2012
Kevin Boles	1996
David Bolton	1963
J. Bomgardner	2005
Charles Bonadio	1955
Brian Bond	1999-02
Eric Bonenberger	2014-15
Sal Bongiorno	1996-97
Joe Bongiovanni	1968
Nick Bonsell	2016
Duane Boone	2015
Zach Boone	2009-10
Fred Bordley	2007-08
Ed Borkowski	1985
Thatcher Bornman	1979-82
Ty Bornman	1976-78
Josh Borrelli	2009-10
Jason Borrelli	1992-93
Tyler Botchie	2011-14



**Jerry Butler**  
1975-78



**Jarrin Campman**  
2009-12



**George Connaghan**  
1981-83

Cody Botts.....	2016
Jeff Botwinick.....	1987-88
Joe Boures.....	1982
Michael Boures.....	2011
Mike Boures.....	1981-83,85
Sami Bourizk.....	1990-93
Al Bouvier.....	1959-60
Paul Bowden.....	1965
Jack Bower.....	1959
Walter Bower.....	1964-67
John Bowers.....	1960
Michael Bowers.....	1998
Blake Bowman.....	2013-16
Dave Bowser.....	1985-86
D.J. Boyd.....	2015-16
Greg Boyd.....	1977
Mike Boyda.....	1986
Ben Boyer.....	2014
Harold Boyer.....	1969
Keith Boyer.....	2006-07
Larry Boyer.....	1988-90
Walt Boyer.....	1957-58
Mark Boyle.....	1982-84
Anthony Bracciale.....	1968-71
Mike Bracken.....	1993-96
Jason Brademart.....	1999
Jon Bradford.....	2010
Jason Brandemarti.....	2000-02
Scott Bray.....	1988-91
Phil Brazil.....	2001
Shane Breen.....	2006-09
Herbert Breezer.....	1968
Jim Brendle.....	1964-65
Kyle Brennan.....	2003-04
Mike Breslin.....	1981-83
Blaise Breslosky.....	2011
Dave Briggs.....	1991-92
Bryan Brill.....	2008
Tony Bringi.....	1982
Todd Broccolo.....	1987
Robbie Brodish.....	2010-13
Jeff Brook.....	1993-96
Brian Brouillar.....	1994
Marlin Brouse.....	1965-68
Chris Brown.....	1987
Dave Brown.....	1989,91-92
Derek Brown.....	2008
Doug Brown.....	1968
James Brown.....	1985
Paul Brown.....	1959
Ray Brown.....	1961-64
Scott Brown.....	1990
Tim Brown.....	2002-05
Wally Brown.....	1963-64
Mike Brubaker.....	2001-02
Jude Bubeck.....	2011-13
Joe Buchanan.....	1986
Alan Budinger.....	1971
Johnathan Buell.....	2006-09
Colin Buffington.....	2014-16

Kabongo Bukasa.....	2010-13
Bill Bulmahn.....	2004-07
Todd Bumgardner.....	2006
Davius Bunch.....	2016
Matt Buraczeski.....	1999-02
Alex Burawski.....	1993
Al Burba.....	1985
Mike Burd.....	1978-81
Rick Burd.....	1978-80
Chris Burda.....	1999
Jeff Burke.....	1988-89
Jim Burke.....	1986-87,89-90
Rusty Burke.....	1985
David Burns.....	2012-13
Damien Burton.....	2002-06
Don Burton.....	2004-05
Gerry Busk.....	1982
Vince Butaitis.....	1986-89
Andy Butler.....	2007-08
Cody Butler.....	2012
Jerry Butler.....	1975-78
Brian Butts.....	1997
Nelson Butz.....	2008

**-CCC-**

Keith Cadden.....	1994-96
Mario Caione.....	1973
EJ Calderoni.....	2007
Nick Calvert.....	2006-07
Brian Campbell.....	2012-15
Rasheed Campbell.....	1998
Jarrin Campman.....	2009-12
Gary Canfield.....	1993
Tyler Canfield.....	2015
Justin Capiello.....	2011
Lou Carboni.....	1982
Andy Cardillo.....	1997-01
Bill Carey.....	1985
Joseph Carl.....	1995
Jon Carpenter.....	2001-04
Seth Carper.....	2011-12
Manny Carpin.....	2006
Marc Carroll.....	2003
Tim Carroll.....	1981-82
W. Carruthers.....	1969
Jack Carson.....	1970-71
Carl Caserta.....	1977
Dan Cassidy.....	2007-10
Steve Cassidy.....	1989
Glenn Castiglia.....	1991-94
Evan Celmo.....	2010
Vince Ceritano.....	1990
John Cetrulo.....	1983
Herman Cetuk.....	1968
Scott Chadwick.....	1985
Howard Chambers.....	1965,67
Paul Chambers.....	1968-71
Woody Chambers.....	1966
Mike Chaput.....	2011-14
Thomas Charles.....	1971

Robert Chesney.....	1967-70
Logan Chetaitis.....	2015-16
T.J. Chiarolanza.....	2009-10
John Chiavaroli.....	1960
Paul Chimock.....	1991
Ryan Chisdock.....	2010
Steff Chortanoff.....	1999-02
Dave Christensen.....	2000-02
Tim Christopher.....	2014
Mike Chromey.....	1997
Kyle Chuff.....	2007-08
Andy Chulock.....	1987-89,91-92
Nick Ciambrello.....	2011
Phil Ciarocchi.....	1989-90
Vince Ciaverelli.....	2010-11
Damien Cichocki.....	1992-93
Dave Ciculya.....	1987,89
Dominic Cioffi.....	1961-62
Mike Ciotti.....	2010,12-13
Dave Circulya.....	1988
John Ciurlino.....	2012-15
Matthew Clancy.....	2000
Justin Clark.....	2004-07
Mike Clark.....	1989-92
Eric Clarke.....	1991
Brett Clea.....	2014-15
Aaron Clemons.....	2013-15
Jonathan Coar.....	1992
Kevin Coates.....	2007
Randy Cober.....	1970
Mike Cohen.....	1962-65
Bob Cohick.....	1989-92
Tim Colbridge.....	2006
Peter Colby.....	1960
Dave Cole.....	1990
Cameron Coleman.....	1996-99
Shaviah Coleman.....	2014-15
Tony Coletti.....	1992-95
Tony Colletti.....	2001
Jim Collins.....	1970
Shane Collins.....	2009
Shayn Collins.....	2010
George Connaghan.....	1981-83
Steve Connaghan.....	1979-81
Brett Connelly.....	1980-81
Brian Connors.....	2000-01,03
Mike Controvich.....	1998-01
Jim Conville.....	1982,85
David Cook.....	1992-94
Jeff Cook.....	1994-97
Josh Cook.....	2012-15
Matt Cookson.....	2012-14
Jason Coombs.....	2015-16
Zach Cooney.....	2013
Jeff Coplin.....	2016
George Coppola.....	1965
Charlie Cornell.....	2010-11
Anthony Corral.....	2014
Drew Corsilli.....	2000-03
Matt Cosgrove.....	1994-97



All-Time Letterwinners



Jake Davis  
1999-02



Joe DeSimone  
1989-92



Andy Durkin  
1989-93

Joe Cosmello.....	2003-04
Rob Cosper.....	1996
Jim Costello.....	1959
Nick Costello.....	2015-16
Dexter Cottrell-Bush.....	2010
Pat Cotter.....	2009
Art Coup.....	1957
Owen Covert.....	2016
John Cox.....	1956-59
Mike Coyle.....	2014
Tom Coyne.....	2005,07
Andy Craig.....	2007
Chuck Craige.....	1982
Ben Cramer.....	2000
Dick Cramer.....	1955-56
Sean Cramer.....	1997
Tom Crater.....	1964-66
Kevin Crawford.....	1988-89
Jeff Creaeagan.....	1992
Rick Credo.....	1970
Jeff Creegan.....	1991,93-94
Robert Crissman.....	1955
Jim Crognale.....	1976-79
Jim Crompton.....	2002-04
Jake Crosetto.....	2006-08
Payton Crosson.....	2015-16
Mark Crowl.....	1989
Joshua Crull.....	2007
Alcides Cruz.....	1994-96
Dodd Cummings.....	1982-83,85
Brian Cunningham.....	1982
William Curley.....	1967-70
Rob Curry.....	2001
Robert Curry.....	1965-66
Ahmad Curtis.....	2015-16
Zack Czap.....	2010-13

-DDD-

Daniel D'Amico.....	1990-91,93
Tony D'Antonio.....	1978
Ramon Dacheux.....	1965-66
Tom Dale.....	1962
D. Dalesandro.....	1960
Chris Dalessandro.....	2000-01
Jim Daley.....	2007-10
Gene Daly.....	1975-78
Frank Damian.....	1987-89
Tony Damiano.....	1980,82
Jeff Danilovitz.....	1992-93
Richard Dapra.....	1961
Bryan Darling.....	2014-15
Chris Dauber.....	1998-01
Samuel David.....	1967-69
Bill Davidson.....	1985
Mike Davidson.....	1991
Aaron Davis.....	2014-16
Jake Davis.....	1999-02
Jason Davis.....	1992
Jason Davis.....	1996-99
Nate Davis.....	2003-04,06

Steve Davis.....	1997-98
Vernon Davis.....	1996
Mike Davison.....	1989-90,92
Dwayne Day.....	1978-79
Brian Deal.....	2001-02
Kris Dean.....	1993
Stephen Deao.....	2005-06
Tim Deasey.....	1998-01
Dane Deboer.....	2008
Walter Decanio.....	2013
Brad Decker.....	2002
Chad Decker.....	2002
Lou DeFebo.....	1955
Chris Defino.....	1995
Jon DeFoe.....	1987-90
Jeff DeFrank.....	2006-07
Bill DeHass.....	1967-69
Ron Delaco.....	1965
Chris Deitrich.....	1987-90
Paul DeJoseph.....	1978-80
Robert Delancy.....	1954
Pat Delaney.....	1985
Bob DelBono.....	1956-59
John Delbono.....	1985
Mike DelBuono.....	1999-00
Gary Delescavage.....	1985
Bob Delescavage.....	1983-84
Bob DeLuca.....	1978,80
Phil DeMarco.....	2003-04
Wayne Demarest.....	1982
William DeMeno.....	1954
Steve DeMichele.....	1969-70
Tyler Denike.....	2010-13
Paul Dennis.....	1986-88
Ted Dennis.....	1986
Mike DePasquale.....	2003-06
John DePatto.....	1968-69
Jack DePeters.....	1969
James DeRose.....	1968
Josh Derrick.....	1998-00
Alex DeSanctis.....	2006-07
Terry DeShong.....	1968
Tery Deshong.....	1969
Joe DeSimone.....	1989-92
Kern Detleff.....	1968
Mark Devaughn.....	1995
Nick Devine.....	2009
Colin Devlin.....	1989
Steve Devlin.....	1989-90
Jon Diaz.....	2016
Paul DiCadeloro.....	1993,95-96
Kevin Dick.....	1983-84
Stanley Dick.....	1970
Drew Dickey.....	1983
Dave Dickson.....	1965-68
Dan Diehl.....	1987
Greg Dieter.....	1990
Derek Dietz.....	2007
Matt Diggan.....	2000,02-03
Joel Digris.....	1991

Leonard Diller.....	1960
Dave DiLullo.....	1996
Dennis Dimaio.....	2013-16
Steve DiMichele.....	1971-72
Anthony Dinelli.....	2008
Larry DiPiano.....	1990-91
Mike DiPlacido.....	2005-07
Mike DiRocco.....	1998
Tony DiSandro.....	1976-79
Josh Dixon.....	2007-10
Ryan Dixon.....	2004-07
Ron Dombroski.....	1991
Ellio Domenick.....	1990-94
John Donahue.....	1976-78
Drew Donaldson.....	2001
John Donhue.....	1979
Darryl Donlin.....	1985
Bill Donovan.....	1963-64
Steve Dorman.....	1989
Dorner.....	1981
David Dot.....	1962
Rick Doubert.....	1986
Dennis Dougherty.....	1986
Cody Dougherty.....	2010-12
Derrick Dougherty.....	1999-02
Ed Dougherty.....	1988-91
Jim Dougherty.....	1987-88
Tim Dougherty.....	1982
Doug Hinnershitz.....	1989
Vaughan Downes.....	2001,03
Michael Downey.....	1992-93,95-96
T.J. Doyle.....	2007-09
William Dragan.....	1969-72
Matt Drakeley.....	1985
David Drauser.....	1965
Darryl Dreese.....	1967-70
Ricky Dreschler.....	1969
Sam Dressler.....	2014-16
Bob Drulis.....	1995-97
Peter Dubrosky.....	1966
Sean Duffy.....	2011
Tom Dufner.....	1996-99
Dugan.....	1981
John Dugan.....	2009-11
William Dugan.....	1954
Joe Dukes.....	1982-84
Joe Dumas.....	2001-04
Tim Dumas.....	1996-99
Dave Dunbar.....	1983
Dave Duncan.....	1987-88
Steve Dunkle.....	1995-97
Dylan Dupuis.....	2001-04
Andy Durkin.....	1989,91-93
Colin Dwyer.....	2006-09
Doug Dyer.....	1975
John Dyer.....	1989-92
Don Dyke.....	1959-61



**Joe Feerrar**  
1998-01



**Ted Geurds**  
2006-09



**Sean Graf**  
1997-00

**-EEE-**

Greg Ebbert	1977-80
Jeremy Ebert	2003-06
Josh Eck	1999
William Eckert	1967
Dale Edberg	1989
Bill Eddis	1989-91,93
Kendall Edwards	2011-13
Mark Edwards	1983
Tim Edwards	1989-91
Dan Egan	2016
Ian Eisenhart	2009-11
Dave Eisenhauer	1972-74
Bobby Elia	2015-16
Chris Eiswerth	1992-93
Rick Emmert	1987
Joe Emrick	1989-92
Logan Enders	2011
Kevin Engelhard	1986
Sean Engelman	2001-04
Logan English	2015
Tom English	1966
Donald Enigk	1954-55,57
Wyatt Entz	2015
Mark Erb	2005-06
Troy Erdman	1987-90
Scott Erickson	2007-08
Tim Eskridge	2002,04-05
Samuel Esposito	1990
Brad Esposti	2004
Dan Evancho	1991
Evans	1980
Wesley Evans	1961

**-FFF-**

Brian Fahey	1992-93
Ralph Faiella	1979
George Fairchild	1967
Shawn Faith	1993
Mark Falcone	1980
Mike Falcone	1996
Angelo Fanelli	1970-73
Louis Fanelli	1998
Zach Fannin	2011-14
Matt Farley	1992-93
Larry Farr	1995-98
Zack Farr	2004
Billy Farrell	2016
Mark Farren	1980
Steve Fasulka	1985-86
Edward Fatula	1955
Eric Faust	1986,88-89
G Featherston	1969
Don Fedderoll	1957
Andy Fedore	1975-76
Joe Feerrar	1998-01
Ryan Fehr	2009
Charlie Felt	1982
Ryan Fenningham	2010-12
Kirby Fenton	1977-79

Richa Ferguson	1966
Jake Fiamingo	2001
Mark Finkelstein	1981-84
Nick Finn	2002-04
Nick Fiorini	1995
Rudy Fiorvanti	1970
Chad Fisher	1992-93
Floyd Fisher	1960-61
Jamie Fisher	2016
Richard Fisher	1954-56
Tom Fisher	1965
Ken Fitts	1980
Mike Flaherty	1984-87
Kody Flail	2011-13
Wyatt Flanagan	2014
Andy Fletcher	1982
Louis Fletcher	1962
Dick Flint	1958-59
Josh Flowers	2015-16
Tyler Floyd	2010-11
Kevin Fluharty	1982
Brian Flynn	1983
Devon Flynn	2014-16
Ralph Folino	1982
Gerry Foran	1995
Mike Force	1992
Franco Forgione	1996
Edward Forman	1967
Ryan Fortenbaug	1987-88
Nick Fortuna	1985,87-88
Peter Foster	1965-66
Brian Fousty	2010-12
Bob Fox	1977
Charles Fox	1965-68
Mike Fox	1997
Bob Fraizer	1989
Aaron Franke	1995-98
Martin Franke	1968-69
Dave Franklin	1970-73
Bob Frazier	1990-92
Rojer Frazier	2001-02
Aaron Frederick	2010-11
Jesse Freer	2012-14
Todd Frick	2016
Rusty Fricke	1983-86
Frank Frio	1983
Eric Fuast	1987
Mike Fueshko	1990
Gabe Fuhrman	2015-16
Jason Fuller	1996-99
Jason E Fuller	1996
Roy Fultz	1984-85
Bryan Funk	1996
Martin Furgeson	2010
Frank Fusaro	1977,79

**-GGG-**

Thomas Gaisford	1970
Brian Gallagher	2002-03
Frank Gallagher	1984-87

Jim Gallagher	1985-86
Tim Gallagher	1989
Jesse Gambone	1996-00
Rich Gardner	1991-93
Tyler Gardner	2014-16
Mike Gardy	1962
Nick Gargiulo	2016
Chris Garr	1989-92
Clark Gaughan	1975-76
Tyler Geis	2010-11
Chris Geisel	2009-10
Conor Geisel	2010
Jack Geisel	1983-86
Scott Gelnett	1971
Erik Gennaro	1992-93
Edward Genther	1967-69
Kevin Gentile	1985
Mike Gentile	2012-14
Tyler George	2016
Matt Georgiana	2004-06
Michael Gephart	1970
George Gerber	1970-71
Ted Geurds	2006-09
Dave Gibbons	1985-87
Gene Gibbons	1988,90-91
George Gilbert	1992-94
Dick Gilchrist	1962
Mike Gillan	1991
Leonard Gillespie	1996
Jim Gillespie	1995
Joe Gillespie	1987-90
Pat Gilligan	1993
Brad Gilmore	1993-96
Mike Gilmore	1984-85,87-88
Paul Gimbel	1996
Dan Gindville	1991-93
Nate Gingrich	2010
Mickey Giordano	1999-02
Dante Gipson	2016
Frank Girardi	1985-88
Jerry Girardi	1982-85
Rob Girling	2004-05
Tim Glavin	1981,83
Jim Glenn	1968-69
Joe Gmitter	1997
Ryan Godec	2005-08
Mike Godfrey	1998-99
Mario Godino	1993
Bryan Gofus	1996-99
Garrett Golden	2002-04
Porfirio Goncalves	1971-74
Clayton Good	2012-13
Zack Goodrich	2013
Wayne Goodrow	1970-73
Steve Goodwin	1988-89
Tom Gorman	1989
Tom Gornan	1992
D. Gottschall	1960
John Grabusky	1961
Bill Grace	1973-74



All-Time Letterwinners



Garrett Hartman  
2011-14



Fran Harvey  
1977-80



Bailey Hughes  
2013-16

Marcus Grace	2002
Thomas Grace	1995
Tom Grace	1995-98
Joe Grady	1999-00
Sean Graf	1997-00
Brad Graffius	1990-91
Don Grainey	1995-97
Ed Grambo	2006,08
Mario Granata	1998
Bill Green	1971
Don Green	1964-65
Kelsey Green	1970
Taylor Green	2007-09
Wayne Green	1954
Matt Greim	2000-03
Michael Greiner	1968-69
Justin Grenoble	2001,03-04
Jim Gress	1960-61
Greg Gressens	1999-00
Nick Greyschock	1998
Frederick Grieb	1970,72
John Grier	1955-58
Sam Griest	1977
Mike Grill	2010
Bob Grillo	1976
Vince Grimes	1986-89
Ryan Grinde	2008
Carl Grivner	1971
George Grizzuto	1961-62
Brandon Grose	2001
Joseph Grosso	1970
John Groves	1992-93,95
Mike Groves	1991-93
Sean Grzebin	1991
Angel Guerrero	2016
Josh Gusler	2012
F. Gustkey	1960
Jordan Guttuso	2008-11

-HHH-

Paul Haas	1964-67
R.J. Haas	2014-16
Ronnie Haas	1995-98
Brian Hackenberg	1993-94
Eric Hackenberg	2002
Denzil Hacker	1997-99,01
C Haczewski	1970
Rick Hagemeyer	1992,94
Ed Hagy	1984-86
David Hahn	2011-14
Dougless Hail	1967
Joe Haile	1998-01
John Haines	1964-67
John Hair	1961-63
John Hale	1985-86
David Hall	2003-05
Ryan Hall	2004-06
Jay Hallett	1985
Steve Halliday	2006-07
Steve Hand	1983

Phil Hanley	1998
Joe Hanna	1998-00
Sean Hanna	2005-07
William Hanna	1971
Nate Hanner	2004-07
Zack Hanner	2007-09
Myles Hannigan	1989
Jason Hannings	1989-92
Emery Hanscom	1956
Joe Hargis	2010-12
Len Harrington	1983
Christopher Harris	2014
Mike Harris	1985,87
Rob Harris	1986
Bryce Harrison	2016
James Hart	1954
Tim Hart	1995-96
Ryan Hartey	1997-00
Tim Hartingh	2002-05
Garrett Hartman	2011-14
Tom Hartman	1988-91
Daniel Hartranf	1971
Bill Hartshorn	1987-90
David Hartsoe	1965
Justin Hartz	1999-01
Fran Harvey	1977-80
Joe Harvey	1983-86
Matt Harvey	1987-90
Nate Harvey	1996-99
Chris Hasara	1992-94
Ron Haslam	1982
Eric Hassenplug	1983
Jack Hatty	2004,06
Kyle Hauk	2011
Eric Hawk	1991-92
Robert Hawley	1969
Dick Hayes	1956
Richard Hayes	1954
Tim Heagy	2006-08
K. Heideger	1974
Tom Heim	1972-74
Neil Heimsoth	1980-82
Kenton Heinbaugh	2013
Dan Heinrichs	2013-16
Matt Heintz	1997
Dustin Heintzelman	2004-07
Eric Heller	2014
Mark Helman	2006
Matt Helverson	1993
William Henderson	1995
Bill Hendricks	1987-90
Sean Hennigar	2000-03
Barry Henninger	1969
Matt Henrich	1999-02
Dwight Hentz	2010-13
Alan Hepler	1971
Jim Hepler	1989-92
Roger Herriman	1990
Hersh	1980
Brandon Hescocx	1996-98

George Hetrick	1989-92
Gary Hettler	1995
Bill Hicks	1993
Seth Hicks	1999-02
Bob Higgins	1964-67
David Higgins	1965-66
Marcus Hile	2010-12
Richard Hiler	1968
Steve Hill	1995-98
Dave Hilling	1997-98
Dave Himes	1954,56-57
Josh Himmelberger	2011-12
Adin Hines	2013-14, 16
Brian Hines	1987
Steve Hinkel	1965-66
Thomas Hinkle	1968,70-71
Doug Hinnershit	1989
Kyle Hinrichs	2014
C J. Hinson	2008-09
Joe Hirsch	1982-86
Tom Hirschmann	1982-84
Kevin Hoben	2007-09
Warren Hoberman	1954
Steve Hockley	1962-65
John Hoernig	1968-69
Bill Hoff	1986-88
Jay Hoffert	1970-71
Dean Hoffman	1987-90
Eric Hoffman	1986-87
Joe Hoffman	1991-92
Tyler Hoffman	2008-09
Sam Holden	1968-69
Paul Holloman	1988-90
Brad Holmes	1991-94
Justin Holt	1999
Scott Holt	1988-91
Ryan Holthaus	1987
Craig Hook	1991-93
Ralph Hook	1968-71
Tim Hook	2007-10
Chuck Hoover	1979-81
Ray Hoover	1954
Ron Hoover	1977-80
Sean Hoover	1987-90
Hal Hopkins	1959
Steve Hornbaker	1992-93
Joel Horner	1995
Jim Horvath	1960-63
Jon Hostage	1982
Dickie Houck	2000-03
Rob Houck	1999-00
Keith Household	1990
Mike Houseknecht	1989-90
Scott Houser	2011-12
Logan Houtz	2010-11
Nate Houtz	2002
Chris Howell	1983-86
John Hoy	1986
Charles Hoyt	1977-79
Fran Hoyt	1978



**Roger Jayne**  
2009-12



**Seth Keller**  
1961-64



**Tony Kopp**  
2002-06

George Huckaby .....	1964-66
Mike Hudak .....	1990
Bailey Hughes .....	2013-16
Clay Hughes .....	1992-93
Glen Hughes .....	2009-11
Steve Hughes .....	1981-82
Jim Hunt .....	1981-83
Lynn Hunter .....	1992-93
Tom Hurlbrink .....	1982

**-III-**

Denny Imler .....	1963
Chris Iori .....	1999
Tom Irvine .....	2012
Tom Irwin .....	1992-93,95
Ed Isenberg .....	1988-89
Dan Isgro .....	1977-79
Ernie Isgro .....	1979
Shawn Ivie .....	1990-91

**-JJJ-**

Jeff Jacavage .....	2001-04
George Jackson .....	1970
Ted Jackson .....	1996-97
Ron James .....	2006-07
Jerry Jamison .....	1967
Joseph Janson .....	1971
Shawn Jayman .....	1997
Roger Jayne .....	2009-12
Ethan Jeffries .....	2012-15
Jarrett Jeffries .....	2012-15
James Jeffries .....	1975-77
Keith Jenkins .....	1995-98
Vimire Jenkins .....	2015-16
Lock Jennings .....	1973-74
Tyler Jenny .....	2011-14
Tom Jerris .....	1976-78
Jimmie Stevenson .....	2007
John Joe .....	1955-58
Charlie Johanne .....	1959
Paul Johanson .....	1965
Eric John .....	1986-87
Bob Johnson .....	1971-72
Brandon Johnson .....	2000-03
Brett Johnson .....	1999
Colin Johnson .....	2010
Cory Johnson .....	1993
Dezmen Johnson .....	2016
Dominic Johnson .....	1974-77
John Johnson .....	1973-75
Keith Johnson .....	1995
Robert Johnson .....	1954
Warren Johnson .....	1965-66
Eric Johnston .....	1997
John Johnston .....	2004,06-07
Bob Jones .....	1965-66
Grant Jones .....	1959-61
John P. Jones .....	1996
Ken Jones .....	1982-84
Matt Jones .....	1995

Nate Jones .....	2010-12
Robert Jones .....	1959-60
Chris Jordan .....	2001
John Jordan .....	1976-78
Ken Jordan .....	1986-87
Vincent Joy .....	1969-72
Joe Joyce .....	1974
Matt Joynes .....	1986
Mike Juba .....	1999-02
Dan Jurich .....	1998
Steve Jusick .....	1962-63

**-KKK-**

Kyle Kahley .....	2014-15
Dick Kaiser .....	1985-87
Dick Kaluza .....	1954-57
Sean Kane .....	2003
Tom Kanton .....	1990
Tyler Kapinus .....	2012-14
Richard Karlsen .....	1971
Brian Kaspick .....	2001-04
Charles Kauffman .....	1967-70
Glenn Kauffman .....	1962
Mike Kaye .....	1984
Dan Keane .....	1983-84
John Kearney .....	1982
Wesley Keen .....	2000-02
Phil Kehoe .....	1986
Jack Keihl .....	1995-96
Bill Keim .....	1982-85
Jim Keisling .....	1968-69
Matt Keisling .....	1992
Rodney Keller .....	1968-69
Seth Keller .....	1961-64
Brett Kelley .....	2006-07
Todd Kelley .....	1989
Dennis Kelly .....	1968
Matt Kelly .....	1988
Sean Kelly .....	2009-10
John Kemmerer .....	1990
Mike Kemmerer .....	1996-99
Kyle Kempton .....	1990
Matt Kennedy .....	1997
Preston Kennedy .....	2009
Ronald Kennedy .....	1967
Darrin Kenney .....	1988-91
Nate Kenthack .....	2008-09
Chris Kenworthy .....	1983
Alan Kenyon .....	1962
Christopher Kerr .....	1965-66
Detlef Kern .....	1969,71
Mike Kern .....	1982-85
John Kerns .....	1967
Rich Kessler .....	1983-86
Andy Ketner .....	1965,67-68
Russell Keyser .....	1995
Vahan Khoyan .....	1962
Jim Kidd .....	1986-87
Mike Kiefer .....	1986
Jack Kiehl .....	1993

Jerry Kilkenny .....	1996-99
Bill Kilpatrick .....	1976-79
John Kim .....	2015-16
Taylor Kim .....	2015-16
Gerald Kimble .....	1973
Josh Kimmel .....	2011-12
Paul Kimmel .....	2011-12
Frank Kindler .....	1974-76
Don Kinney .....	1987-89,91
Shawn Kinney .....	1988
Tim Kinney .....	1990-93
Stewart Kirk .....	2006-07
Chris Kish .....	2008-11
Scott Kish .....	2006-08
Bruce Kisthardt .....	1959
Dan Klebon .....	1978
Joe Klebon .....	1974-75
Nick Klein .....	2008
Josh Kleinfelter .....	2007-10
Dalton Klinger .....	2016
Zach Klinger .....	2009-12
Doug Klopp .....	1990
Norwood Klotz .....	1977
Rob Klumpp .....	1991-94
Josh Knecht .....	2003
Corey Knepp .....	2012
Chris Knipe .....	2003-04,06
Rodney Knock .....	2006
Tim Kobrzynski .....	1982-83
John Koch .....	2011
Richard Koch .....	1954
Timothy Koch .....	1971
Martin Kochanov .....	1967
Kris Kofer .....	1990-91
Robert Koller .....	1971
Mike Kollhoff .....	1984-87
Rick Kondan .....	1984-86
Michael Konrad .....	2013
Bryan Kopersky .....	2005
David Kopitsky .....	1967-70
Tony Kopp .....	2002-06
W. Koppenheffer .....	1971
Mike Koprowski .....	1988
Dick Korzun .....	1963
Paul Kotulak .....	1976
Zach Kovach .....	2016
Greg Kovacs .....	2010-13
John Koval .....	1963-66
Nick Kovalick .....	2015-16
Steve Kovitch .....	2004
Andy Kowalick .....	1979-82
Mike Kozak .....	2002-05
Tommy Kramer .....	2013
Chad Krause .....	2000
David Krauser .....	1964-66
Ronald Krauss .....	1965
Karl Kraynanski .....	1982
John Krebs .....	1959
Mark Krebs .....	1985-87
C. Kreilick .....	1960



# All-Time Letterwinners



**Brian Lafty**  
1990-93



**Bill Margetich**  
2004-07



**Sean McGinley**  
2000-03

James Kreilick.....	1960
Todd Kreisher.....	1982-83
Kyle Krisher.....	2015
Roger Kreutzer.....	1999-02
Bill Kribbs.....	1966-68
Cam Kriner.....	2011-14
Corey Kriner.....	2014
Matt Krise.....	1998-00
James Krizan.....	2012-14
Harry Kuchka.....	1972-73
Kevin Kukan.....	2007
Alan Kulick.....	1982-83
Bob Kulick.....	1986
Shawn Kulp.....	1993
Larry Kunes.....	1967-70
Lloyd Kurth.....	1984
John Kuska.....	1971

**-LLL-**

Tim LaBoria.....	1965-66
Dave Laboski.....	1986-87
Tom Lacek.....	1964
Keith Lachawiec.....	1996
Scott Lackey.....	1987
Brian Lafty.....	1990-93
Noah Lake.....	2012-14
Garth Lakitsky.....	1988-89
Jim Laky.....	2005-08
John Lamb.....	1965-67
Jake Lamphere.....	2008-09
Sam Lamport.....	2015
Chris Landmesse.....	1987
Matt Landsiedel.....	2007-10
Tony Landy.....	1998
Ricky Lannetti.....	2000-03
Jerry Lanoza.....	1988,90
Nate Lash.....	2016
Brian Laszewski.....	1962
Lee Laszewski.....	1962
A. Latagliata.....	1970-71
Tom Laticavage.....	2000
Zach Latsha.....	1999-02
Randy Lattis.....	2000-02
Tom Lauta.....	1989-90
Steve Lawrence.....	1982-83
Chris Lazevnick.....	1991
Brian Lazewski.....	1960-62
Todd Leader.....	2000-02
Jesus Lee.....	1995-98
Trent Lee.....	2011-13
Mitch Lefave.....	1996
Nick Lefredo.....	1993
Eric Lehman.....	2010
Doug Lehr.....	1983
Tom Lemon.....	1996
Jerry Lenoza.....	1989
John Lentz.....	1960
Steve Lenz.....	1986-87,89
Joe Lenza.....	1989-90

Travis Leonarczyk.....	2006-09
Kevin LeSage.....	2002-05
Tom Letcavage.....	1999
Jim Levens.....	2007
Ryan Levy.....	2000
Brian C Lewis.....	1995
Dick Lewis.....	1964,66
Jim Lewis.....	1996
Richard Lewis.....	1965,67,70
Matthew Licci.....	2006-09
Cameron Lindh.....	2013
Harold Lininger.....	1961
Scott Lipschutz.....	2006-07
Jason List.....	2000-01
Jeffrey Lister.....	1971
Justin Livingston.....	2008
David Loats.....	2008
Josh LoBasso.....	2015-16
Steve Lobel.....	1991-92
Nathaniel Lodge.....	1970-71
Dominic Loffredo.....	2015-16
Jason Logue.....	1993-96
Frank Lombardo.....	1996-99
Clyde Long.....	1964,66
Jim Long.....	1982
Paul Looney.....	1958
Leonard Loper.....	2002,04-06
Darren Lord.....	1998
Brett Lorson.....	2006
Harry Losch.....	1961-62
Elmer Losey.....	1968-69
Elliot Love.....	1996,96-97
Gary Lowe.....	1992-93
Matt Luccarelli.....	1991-92
Albert Lucci.....	1971
Rick Luchini.....	2003,05-06
Ben Luci.....	1988-91
Tony Luci.....	1990-93
Clarence Lutz.....	1960-61
Henry Lutz.....	1961
Tim Lutz.....	2006-07
Frank Lynch.....	1990
Matt Lynch.....	1998
Rob Lynn.....	2013
Tim Lyons.....	1986
Bill Lytle.....	2013-16

**-MMM-**

Robert MacAdams.....	1960
Don MacCurdy.....	1963
Dustin Mace.....	1999-02
Bob Machalowski.....	1988
Carmen Mack.....	1970
Mike Mack.....	1996
Josh MacNamee.....	1993
Tyler Maconaghy.....	2011
Jim Maggs.....	1980
Wes Maggs.....	1954
Jeff Mahalik.....	1989-92
Brad Mahoney.....	1997

Darren Mahoney.....	2008-09
Tim Mahoney.....	2003-06
Matt Malecki.....	2012-15
Steve Maliesky.....	1975
Eugene Malnati.....	1961
Jake Manfredi.....	2011
Nathan Mangan.....	1993-96
Marc Mangianacc.....	1993
S. Mangiaracina.....	1995
Paul Manginelli.....	2006
Wilfred Mango.....	1959
Matt Mangold.....	2001-05
Jim Manley.....	2002
Phil Mann.....	2001-04
Wayne Manual.....	1970
Anthony Marascio.....	2008-11
Adrien March.....	1968-70
Bill Margetich.....	2004-07
Nick Marianacci.....	1994
Andy Marino.....	2006-08
Anthony Marion.....	1989-92
David Markle.....	1968
Randy Marotto.....	1992,94
Jason Marraccini.....	1995-98
Alex Martin.....	2013
James E. Martin.....	1968-69
Phil Martin.....	1996-97
Dave Martini.....	1986
Jim Martini.....	1981-83
Mark Martini.....	1982
Bob Martz.....	1958
Byron Martz.....	1972
Duane Martzall.....	1987
Mitch Marzo.....	1997-00
Keith Masker.....	1986
Jake Maskerines.....	1996-99
Dan Mathews.....	1999-01
Dave Mathews.....	1998-00
Bob Matoushek.....	1983,86
Jason Mattioli.....	1993-94
Adam Mattis.....	2001-04
Jim Matula.....	1995
Jared Maurer.....	2002-03
Tony Mazzatesta.....	1990
Ryan McAdams.....	2006
Pat McAfee.....	2007-09
A.J. McAleer.....	2016
Cory McAndrews.....	2006-09
Richard McBrinn.....	1967-70
Ed McCabe.....	1979
Ken McCabe.....	1971-74
Rick McCabe.....	1993
Keith McCarthy.....	1990
Kevin McCarthy.....	1991
Pat McCarthy.....	1982-83
Ryan McCarthy.....	1996-99
Clay McCarty.....	1991-94
Mike McCarty.....	1991-94
Don McCauley.....	1972
Tim McCauley.....	1983



**Jason Meyer**  
1995-97



**Scott Miller**  
1991-94



**Tim Okken**  
2008-11

Jeff McClintock.....	1990
Gary McClure.....	1992
Ryan McClure.....	2010-12
Dick McCormick.....	1964
Jim McCormick.....	1958
Steve McCormick.....	1984-86
Pat McCullough.....	1986
Kevin McDevitt.....	1983
Scott McDevitt.....	1981-82
John McDonald.....	1968-71
Glen McDowell.....	1977
John McEachern.....	1977
Gerry McElhenny.....	1998
Brett McElheny.....	1993
Charles McEvoy.....	1959
Justin McEwen.....	1992
Jim McGill.....	1993
Matt McGinley.....	2010-13
Sean McGinley.....	2000-03
Jerry McGinn.....	1976-77
Jack McGlone.....	1998
Don McGorry.....	1989-90
Mike McGough.....	1996-99
Norm McGraw.....	1955-57
Andrew McGreevy.....	2010-13
Luke McGreevy.....	2011
Dan McGrory.....	2007-08
Dave McHale.....	1982-84
Tom McHugh.....	1967
Tom McHugh.....	1995-97
Chris McIntyre.....	1982
Bryan McKee.....	2008-09
Eddoe McKee.....	2015
John McKernan.....	1982
Neal McLaughlin.....	1987
Kyle McMahan.....	2010
Des McManus.....	1962,64-65
Desmond McManus.....	1963
Zack McMenamin.....	2011-14
Brian McNamara.....	1983-86
Kevin McNamara.....	1992
Pat McNamara.....	2009-12
Mike McNelis.....	2000
Pat McNelis.....	2000
Gerard McNesby.....	1970
Kevin McNichola.....	1988
John McShaffery.....	1993
Kevin McVey.....	1976-78
Dave Meadows.....	1993
Chuck Mecca.....	1999
Dalton Megonnell.....	2014
Jay Meikrantz.....	2006-07
Joel Melendez.....	2016
Tom Mellon.....	1983
Sean Melvin.....	1986-87
Matt Mendola.....	2000-03
Terry Merante.....	1991
Arturo Mercado.....	2010
Merrill Sgromolo.....	2009
Burry Mervine.....	1989

Bob Mesaros.....	1970-73
Pete Metzgar.....	1995
Jason Meyer.....	1995-97
Bob Meyers.....	1963-66
S. Michele.....	1971
Scott Middlekauff.....	1983-84,86-87
Joe Migliarese.....	1982
Ryan Mihoci.....	2011-14
Jake Mika.....	2015-16
John Mikus.....	1982
Nick Milardo.....	2008-11
Andy Miller.....	2000-03
Bob Miller.....	1965
Brandon Miller.....	2016
Fran Miller.....	1975,77-78
James Miller.....	1955
Jeff Miller.....	1963-66
Jim Miller.....	1956-58
John Miller.....	1999
Kevin Miller.....	2006
Marc Miller.....	1971
Mike Miller.....	1964
Robert Miller.....	1998-99,02-03
Scott Miller.....	1986-87
Scott Miller.....	1982
Scott Miller.....	1991-94
Steve Miller.....	1967-69
Tom Miller.....	1991
Wayne Miller.....	1964-67
Carl Milletary.....	1964-65
Joe Milliken.....	1988-91
Bob Miloszweski.....	1965
Jeff Minetti.....	1999-00
Nate Minium.....	1999
Steve Minnick.....	1979
Christoff Minott.....	2016
Logan Mirolli.....	2015-16
Austin Mital.....	2013-16
Brian Mitchell.....	2004
George Mitchell.....	1966-67
Henry Mitchell.....	1966
Paul Mitchell.....	1992
Matt Mizikoski.....	2004
Joe Mnick.....	1957-58
Kirby Moist.....	2013-16
Niall Monaghan.....	2006
Mike Monastra.....	2005-06
Nick Mongiello.....	2011-14
Joe Montagnino.....	1974-75
Mike Montague.....	1986-87
Jim Montesano.....	1973
John Montgomery.....	1969
John Mooney.....	1997-99
John Moor.....	2002-04
Alex Moore.....	2009-10
Doug Moore.....	1996
Ethan Moore.....	2008-09
Josh Moore.....	2009
Bob Moran.....	1982-83
Jerry Moran.....	1996

Jim Moran.....	1996
A.J. Morgan.....	2012-13
Sihmire Morgan.....	2015
Chuck Morganti.....	1989
Matt Moriarty.....	2010
Chris Mork.....	1980-81
Frank Morogiello.....	1976-77
Tim Moroney.....	1986-87
Chris Morral.....	1995-97
Tim Morrin.....	1981-82
Jared Morris.....	1999-02
Keeghan Morrison.....	2013-16
Steve Mosey.....	1985
Joe Mosser.....	1996
Paul Motta.....	1955-58
Kyle Mowrey.....	2015
Cody Moyer.....	2009-12
David Moyer.....	1960
Mike Moyer.....	1994-95
Robert Moyer.....	1969-72
Rue Moyer.....	2003
Brad Moyle.....	1993
Charles Mueller.....	1964
Dan Mulgrew.....	2002-05
Glenn Mullen.....	1987-88
Mike Mulvihill.....	2015-16
Clifford Munyan.....	1971
Matt Murdock.....	2003-06
Nate Murphy.....	2009-10
Sean Murphy.....	2002-05
Dan Murray.....	1977,79
Jason Murray.....	1997-00
Kevin Murray.....	2006
Kevin Murray.....	2005
Kyle Murren.....	2007-09
Paul Murtagh.....	2009
Ted Muscara.....	1982-83
Steve Musser.....	1963
Terry Musser.....	2008
Jim Muth.....	1988-91
John Myers.....	1968-70
Levi Myers.....	2015-16

**-NNN-**

Steve Nagle.....	1982-83
Jason Nalewak.....	1991-93
Abdul Namoya.....	2011
Ed Naniewicz.....	1992
Jim Nardella.....	1964-67
Bill Naulty.....	1986
Tom Navarro.....	1989-90
Casey Nealon.....	2008
Brock Nearhoof.....	2002-03
Craig Needhammer.....	2011-14
Gunther Nellen.....	1968-71
Chris Nemits.....	2011-12
Vic Nestico.....	1988
Mike Neuman.....	2013-15
Jon Neve.....	1999-02
Joe Nicholas.....	1955-56



All-Time Letterwinners



Bill Olsen  
1967-70



Ken Polcyn  
1954-57



Ray Radomicki  
1974-77

Rocco Nicolino.....	2007
Joe Niklaus.....	2006
Dave Nocera.....	2006-08
Kevin Nodis.....	1989
Brendan Noga.....	2016
Dave Nolan.....	1978-79,79-82
Michael Noll.....	2011
Joe Noone.....	1980-83
Jimmy Nottingham.....	2011-14
Ed Novakoski.....	1990-92
Lee Noviello.....	1972

-000-

Tyler O'Connell.....	2012-15
Padraig O'Conner.....	2008
Bill O'Connor.....	1974
Dave O'Connor.....	1964-66
Jim O'Day.....	1988
Kevin O'Donnell.....	1996
J. O'Halloran.....	1970
James O'Malley.....	1984-87
Terry O'Neil.....	1978
Mike O'Rourke.....	2008-11
Jeff Oakley.....	1991-94
Jim Offner.....	1986
Matt Ogden.....	2010-12
Keith Okken.....	2010,12
Tim Okken.....	2008-11
Stan Okotkewicz.....	1958-60
Vic Olear.....	1986-89
Warren Oliver.....	2010-11
Bill Olsen.....	1967-70
Jason St. Onge.....	2002-03
Pete Onorati.....	1971-74
Jeff Opperman.....	1988
Joe Oquendo.....	2015-16
Seth Oriel.....	2015
Bob Orndorff.....	1985
Nate Oropollo.....	2009-12
Will Osgood.....	2007
Justin Ossont.....	2010
Joe Ostrowski.....	2003-04
Tom Ostrowski.....	1969-72
Kris Otranto.....	1995
Tom Ott.....	1989,92
Levi Overdorff.....	2007
Dale Overley.....	1967-69
Bill Ozark.....	1987

-PPP-

Vince Pabst.....	2007
Mark Pacchiano.....	1992-95
Domenic Pacitti.....	1980-83
Andy Packer.....	2007
Pat Padden.....	1988-89
Mike Padula.....	1996
Joe Palko.....	1989
John Palko.....	1983
Dan Palmer.....	1993
Gary Palmer.....	1969

Mike Palmer.....	2014-16
Scott Palmer.....	2014-15
Shahad Palmer.....	2016
Matt Parcells.....	1986
Jason Pare.....	1997-98,00
Randy Parker.....	1964-67
Matt Parks.....	1992
Daulton Parmer.....	2013-14
Joe Parsnik.....	1982-85
Randy Parsons.....	1973-76
Jeff Pascoe.....	1991
Jeff Pattay.....	1995-98
John Patterson.....	1992
Matt Patterson.....	2012-15
James Patton.....	1993-94
Adam Paulhamus.....	2008-10
Pavalko.....	1976
Sam Pawlikowski.....	2016
Joe Pawlowski.....	2013-15
Jarrell Payne.....	2015-16
Mike Pearson.....	1987-90
Dan Pease.....	1991-92
Mickey Pease.....	1978-81
Mike Peckman.....	1982
Tom Peifer.....	1991-94
Pat Persun.....	1989
Stephen Petak.....	1969
George Peters.....	1958
Morgan Peters.....	1960
John Peters.....	2015
Daniel Peterson.....	1969-72
Kyle Peterson.....	2006
Phil Peterson.....	2008-11
James Petrovito.....	1967
Jarrett Pfeifer.....	2016
Jake Phillips.....	2011
John Phillips.....	1989-92
Tom Phillips.....	1986
Mike Piancone.....	1996-97
John Piatkowski.....	1992
Daniel Picketts.....	1967-69
Tony Picozzi.....	1983
Karl Pielemeier.....	1982
Pat Pierce.....	1960
Justin Pierre.....	2014
Tom Pietrzak.....	1982-84,86
Thomas Pifer.....	1960
Mike Pinto.....	2006
Nick Pinto.....	2001-04
Joe Pinzka.....	2015-16
Mike Piotrowicz.....	2002-04
Jason Piro.....	1997
Andy Pisulak.....	1975,77
Leon Plocha.....	1980
Michael Plunket.....	1971
Ron Podrasky.....	1964-66
Ken Polcyn.....	1954-57
Joe Pollaro.....	1991
Austin Pollick.....	2013
Chicky Pollick.....	1984-87

Roger Poorman.....	1968,00
Dennis Porcaro.....	2009
Thomas Porter.....	1967-70
Wade Post.....	1990
Wayne Pratt.....	1983
Josh Pray.....	2007
Rob Pressley-Harris.....	2011
Jeff Price.....	1987-88
Rich Price.....	1989
Bob Prindible.....	1966
Nikolai Pritchyk.....	2013-15
Josh Probst.....	1998
Richard Profett.....	1968
Jeff Prowant.....	1977
Mike Prowant.....	1974-77
F. Puchany.....	1971
Jim Pudish.....	1987-90
Dre Purdy.....	2009
Josh Purnell.....	2016
Kyle Puza.....	2015-16

-RRR-

Don Race.....	1970
Chris Rada.....	1994
Ray Radomicki.....	1974,76-77
Steve Radomicki.....	1974
Dave Raimondo.....	1988-89
Howard Rainey.....	1983-84
Tom Rallicke.....	1993-96
Mike Rantuccio.....	1984-85,87-88
Eric Rapp.....	1995
Mike Ratay.....	1992
Chris Raupers.....	2013-16
Ed Receski.....	1956-59
Dan Redmond.....	1964
Don Reed.....	1962
Eric Reed.....	1990
Jim Reed.....	1970
Lee Reed.....	1963
Opie Reed.....	1958-61
Ron Reed.....	1973
Mike Reese.....	2008-10
Nick Reese.....	2005-08
Ron Rega.....	1992,94
John Regener.....	1970
Joe Regenski.....	1995-98
Dennis Reilly.....	1973-74
Timothy Reilly.....	1969-71
Tom Reilly.....	2016
Rich Reimold.....	1954-57
August Reinhardt.....	1965-69
Todd Reischer.....	1998
Ron Reitz.....	1961-63
Jaime Reitz.....	2009-12
Cody Remaley.....	2011
Rencurrel.....	1958
Heath Renninger.....	1991
Nick Renzi.....	1974
Ryan Repko.....	2003-06
George Retmanski.....	1974



**Ryan Rupprecht**  
1998-01



**John Scanlan**  
1997-00



**Mark Sittler**  
1982-85

Chet Reybitz .....	1992
Jermaine Reyes.....	2011-12, 14
Spencer Reynolds.....	1992-95
Dennis Reynolds.....	1962
Gary Rhinehart .....	1983
Cale Rice.....	2013
Mark Rice.....	1993,95-96
Tom Rice .....	1974-77
Jim Rich.....	1972-75
Scott Richards.....	1989-91
B. Richardson.....	1960
Burt Richardson.....	1957-60
Doug Richardson.....	1967,69-70
Brice Rickard.....	2008-10
Todd Riescher .....	1999-00
Jim Riley .....	1987
Michael Riley .....	2014
Timothy Rinaldi.....	1971
Dave Rindgen.....	1971,73
Dennis Ritchie.....	2000
Mike Ritter.....	1992
Rob Ritter.....	1993
Wade Ritter.....	1980-83
John Rizzo.....	2010
Chris Roantree .....	1999-02
Caleb Robbins.....	2014-16
Jeff Robbins.....	1983-84
Keith Roberts .....	2009
Peter Roberts .....	1963
Chris Robinson .....	1995-96
Kevin Robinson .....	2000
T J. Robinson .....	2008
Nate Robley .....	2008
Kris Roccograndi.....	2013
Dave Rodden.....	1983
Jim Rodgers.....	2001
Gaspar Rodrigue.....	1977-78
Ed Roecker .....	1962-65
Jim Rogers.....	2000,02-03
Arthur Rohde .....	1970
Paul Roken .....	2003
Ron Rolegn .....	1955
Seth Rolko .....	2008
Jack Roller .....	1954
Robert Romagnino .....	1967
Matt Romano.....	1991-92
Sam Romanofsky.....	2015-16
Ryan Romanoski .....	2002
Larry Romeo .....	1970-71,73
Mike Romeo .....	2004
Ben Rosa .....	2007-08
Mark Rosa .....	2007-09
Ron Rosati .....	1985-87
Jeremy Rosborough .....	2011-14
K. Rosenhoover .....	1971-74
Mike Rosiak.....	1982
Edward Rosko .....	1969
Dan Ross .....	1966-68
Jim Ross .....	1964,66-67
John Ross.....	1999-00

Denny Rossman.....	1964-67
Jeff Roth.....	2004
Jay Rubino.....	1977-78
Brandon Ruckle.....	2014
Dillin Rudloff.....	2009-10,12
J.B. Ruffenach.....	1986
Jon Rummel.....	2013-16
Zachary Rupp.....	2005
Ryan Rupprecht .....	1998-01
John Ruskey.....	1981-83
David Russell.....	1969
Walter Russell.....	2011
Walter Ruszczak .....	1970
Cory Rutter.....	2002-05
Ron Rutz.....	1962
Andy Ryan.....	1979-81
Bill Ryan.....	1995
David Ryan.....	2008,10-11
Mark Ryan .....	2006-08,10
Ed Ryscavage .....	1982-84

-SSS-

Edward Sabatini.....	1967
Sagara.....	1965
Sam Sagaria.....	1964
Greg Sago.....	2004,06
Jeffrey Salman .....	1970
Harry Salvaggio.....	1968-71
Joe Samko.....	1965-66
Brady Sandercock.....	2008-09
Pete Sankus.....	1981-83
Mike Santoleri.....	1979-82
Joshua Sawka.....	2014-16
Bruce Sawyer.....	1971
Jim Saylor .....	1992
Sean Saylor .....	2008-11
John Scanlan.....	1997-00
Matt Schaeffer .....	1997-99
Pete Schaeffer.....	1966
Jim Schank.....	1986-87
P. Schannauer.....	1970-71
John Schiazza.....	1996-99
Richie Schiccatano .....	2004-05
Sam Schiccatano.....	1972-73,75
Curt Schillinger.....	2005-06
Tim Schimdt.....	2000
Mike Schlichtig.....	1988
Joe Schmid.....	1981-84
John Schmidt.....	2016
Tim Schmidt .....	2001-03
Chris Schmoyer .....	2006-07
Robert Schneider.....	1954
John Scholten.....	1968
Doug Schonewolf.....	1979-82
Nathan Schrack .....	2006-08
Chris Schrader.....	2003-04
Phil Schron.....	2012-15
Alex Schultheis.....	2016
Jason Schultz.....	1993-95
Corey Schuster.....	2009-12

Michael Schweder.....	1967-70
Keith Schweppen.....	1982
Damien Scicchitano.....	2006
William Scionti.....	1967
Bobby Van Sciver .....	2008
Brandon Scott.....	2010-11
Paul Scott.....	1977-79
Jay Seagreaves.....	2000-02
Mark Seagreaves.....	1997-00
Mike Sechrist.....	1995-96
Brian Seely.....	1996-97
John Seese.....	2003-06
Tony Segraves.....	1998-01
Kirk Seiders.....	1993
P. Sekscinkski.....	1970
Rich Sell.....	1986-87
Craig Sellers.....	1986-88
Mike Sellers.....	1983-86,88
Mike Selvenis .....	1997-00
Pete Semanoff .....	2002
Brian Sempko.....	1992
Jeremy Sennett .....	1995
J. Serrantonio.....	1974-75
Brandon Sewell .....	2010
Glenn Shade.....	1965-66
Peter Shaeffer.....	1965
Charles Shaffer.....	1960-63
David Shaffer.....	1960
John Shaffer.....	1997-00
Dennis Shalcros.....	1968
George Shally.....	1983
Ronald Shambaugh.....	1969-70
Ken Shaner.....	1987
Joe Shannon.....	1980-83
John Sharpe.....	1987
John Sharpe.....	1996,98-99
Tony Shattuck .....	1991-92
Tony Shedd.....	1995
Colin Sheehan.....	1995
Brad Shellenberger.....	2006-09
Tim Shellman .....	1981-82
Harry Sheppard .....	1961
Rick Sheppard .....	1964
Cory Sheridan .....	1989-92
Harold Sherman .....	1968,70
Caleb Shertzer .....	2009-12
Simeon Shierant .....	1992
Mike Shifflet.....	1982
C. Shillinger.....	2003
Mitchell Shirk.....	2012
Vinnie Shivas .....	1993-96
Thomas Shivetts.....	1965-66
Dan Shmukler.....	1996
Kurt Shockloss.....	1970-71
Bob Shoemaker.....	1991-93
Brett Shoemaker.....	1986-88
Andy Showalter.....	1997-00
Luke Showers.....	2008-11
Parker Showers.....	2009-12
Lynn Shuey .....	1960



All-Time Letterwinners



Casey Strus  
2011-14



Matt Talerico  
2009-12



Jim Tkach  
1974-77

Bob Shull .....	1991-94
Gabe Shults.....	2015
Jason Shulz.....	1995-96
Kregg Shuman.....	2013-15
Steve Shumbres .....	1999-00,02
Dan Shupard .....	1991
John Sibel .....	2011-14
Rob Sibello.....	2004,06-07
Vinny Sidoli.....	2013
John Sidoriak.....	1987-89
Greg Silenok.....	2002-06
Jake Silverman.....	2016
Scott Silvis.....	1996
Jim Simatos.....	1977-79
Bill Simonovich.....	1980-83
Charles Simpson .....	2011-12
Richard Singer .....	1967
Ray Singley.....	1958
Bob Sinnott.....	1977-80
Dan Sipps .....	2015-16
Joseph Sitko .....	1967
Mark Sitrler .....	1982-85
Bill Skipper .....	1987-89
Josh Skoczynski.....	2012-13
Jon Slemmer .....	1999-02
Kyle Slivka-Fralin .....	2015-16
Bill Small .....	1987-91
Bill Smith.....	1956-58
Brody Smith.....	2015
Chris Smith.....	2006-08
Crayg Smith.....	2014
Don Smith.....	1982
Ed Smith.....	1962
Glenn Smith.....	2003-06
James Smith .....	1967-70
Jeff Smith.....	1968
Jim Smith.....	2004-05
Joe Smith.....	2007
Joe Smith.....	2013-14
Justin Smith.....	2005
Mark Smith.....	1981-83
Mike Smith.....	1999
Nate Smith.....	2014
Russ Smith.....	1988
Ryan Smith.....	2010-12
Scott Smith .....	1982
Trey Smith .....	2016
Tyler Smith.....	2013, 2015-16
Zach Smith.....	2015-16
Dan Snee .....	2003-05
Raymond Snigley .....	1954
Chris Sniscak.....	2015
Charles Snyder.....	1968
Jason Snyder.....	1992-93
John Snyder.....	1958-59
Rick Snyder .....	1985-87
Joe Snyderman.....	2007
Bob Soel.....	1963-64
Jeff Sokso.....	2001-02
William Solis .....	1969-70

Kevin Solt.....	1981-84
Tyler Sones.....	1996-99
Bill Soper.....	1997-00
Roger Soper.....	1998-00
Mike Soroka.....	1957-60
Joe Spagnuolo.....	1999
Mike Spagnuolo.....	1997-00
Joe Spang.....	1996-99
Chris Sparks.....	2002-04
Joseph Specht .....	1969-70
Pat Spellman .....	1982-83
Robert Spieth.....	1968
John Spillan .....	1969
Bret Spitler .....	1970
Brett Spitler .....	1969
Lance Spitler.....	1980-83
Tyler Spooner.....	2006,08
Wally Spotts.....	1999
Eric Sprengel .....	2000
Tom Springman.....	1961-64
Brad Sraffius.....	1991
William Sroka .....	1969
Frank Stack .....	1969
Matt Staffaroni.....	1998,00-01
John Stahl.....	1997
Adam Stahlnecker.....	2005-07
Josh Stambaugh.....	2007
Dwight Stamboli.....	1967
Mike Stasulli.....	1987
Ryan Steele .....	1998-01
Joe Steets .....	1976
Sean Stefanic.....	1991
Kevin Steffen.....	1985-88
Dan Steigerwalt .....	1993
Randy Steiner.....	1975-76
Mike Steingrabe.....	1996
Joe Steinmetz .....	1989
Cody Stemrich.....	2016
Luke Sterling.....	2002-05
John Stermel .....	1985-88
Larry Stern.....	1981-84
Bob Stetson .....	1965-66
Mark Stevens.....	1986-87
Scott Stevens .....	1981-82
Jimmie Stevenson.....	2006,08-09
Reid Stevenson.....	1961-62
Chris Stewart.....	2016
Rick Stewart.....	1971-72
Dwight Stilwell .....	1975-77
Jim Stilwell .....	1964
John Stilwell .....	1974
John Stites.....	1976-77
Don Stoddard .....	1992
Edgar Stoltz .....	1968,70-71
Otto Storey .....	1982
Jim Stottlemeyer .....	1991-93
Paul Stover .....	1970-71
Joe Stralo.....	1987-88
Jacob Strassner.....	2016
Chris Stratts .....	1992-95

Adam Straub .....	2001-02
Jared Strayer.....	2008-11
Wesley Strayer .....	2009-12
Bill Stringfell .....	1991-92
Tim Strunk .....	1981-82
Casey Strus.....	2011-14
Tom Stuart.....	1983
Brad Stubbs.....	2015-16
Jim Sullivan.....	1989
Joe Sullivan.....	1981-83
Kyle Sullivan .....	2011-14
Mike Susi.....	1991-93
Ryan Swailes.....	1998-99
Dave Swavely.....	1986-87
Jason Sweeley.....	2000
Gordon Sweely.....	1960-63
Alex Sweeney.....	2016
Matt Sweet.....	1997-00
John Swensen.....	1968

-TTT-

Nick Tabolinsky.....	1969-71
Taggart .....	1981
Frank Tagliaferr .....	1955
A. Tagliaferri .....	1996
Corey Talerico.....	2013-14
Matt Talerico.....	2009-12
Blair Talijan .....	1991-92
Devon Taylor .....	2016
Pat Taylor .....	2006-08
Adam Tancini.....	2014
Jim Techtmann .....	1972
Bobby Telesz.....	2003
John Telesz.....	1991-93
Rob Terranella .....	1997-98
Jimmy Terris.....	2009
Ed Terwilliger.....	1987-89
Nick Tessener.....	2006-08
Sean Teufel.....	2007-08
Scott Thayer.....	1991
Gary Thomas .....	1964
Malik Thomas .....	2014-16
Michael Thomas.....	1995
Mike Thomas .....	1998-99
Douglas Thompson .....	1967-68,70
Brian Thompson.....	1995-98
Jeff Thompson .....	1984
Joe Thompson.....	2007-09,11
Leroy Thompson.....	1955,57-58
Tony Threet .....	2002
Herman Tibbs.....	1961-62
Matt Timm.....	1991-92,92
Kionte Timmons.....	2006
Jeff Tinney .....	1997-00
Larry Tischler .....	1963-66
John Tittle.....	2016
Jim Tkach.....	1974-77
Simon Tkach.....	2009
Bob Tobias.....	1989,91
John Tobias.....	1993,95-96



**John Verton**  
1990, 95-96



**Joe Wade**  
1985-89



**Vreeland Wood**  
2004-07

-WWW-

Stephen Toczylousky.....	2016
Wayne Todd.....	1967
Preston Toepke.....	2008
Joe Togani.....	1996
Dean Tomaino.....	1989-92
George Tomchick.....	1984-85
Bill Toner.....	1982-83
Brian Tonkin.....	2001
Rob Topolski.....	1984-86
Andy Torch.....	2007
Zac Toven.....	2006
Robert Townsend.....	1965-66
Jack Tracey.....	1961
John Tracy.....	1961
Brandon Traugh.....	2004-06
Andrew Traxler.....	2015-16
Jay Tray.....	1966-68
Geoffrey Treibl.....	1998
Chris Tribanas.....	2006,08
Rocco Trivarell.....	2000
Joe Trogani.....	1997
Anthony Trotta.....	2012-13
Kyle Troutman.....	2012
Tanner Troutman.....	2011-14
Nick Tsirigotis.....	2004
Mike Tucker.....	2008-10
Tulick.....	1981
Alan Turczynski.....	1968-69
Reginald Turner.....	1967-68
Colton Turns.....	2013
Corey Twaddell.....	2014
Ben Twardzik.....	2008-09

-UUU-

Dudley Ulysse.....	2014
Ryan Umpleby.....	2012-15
Joe Urso.....	1997

-VVV-

Brian Valetutti.....	1994-95
John Vanaskie.....	1972-75
Tom Vanaskie.....	1971-74
Jim VanHorn.....	1965-66
Dave VanNort.....	2003-06
Kevin VanPelt.....	1987-89
Bobby VanSciver.....	2009-10
Tim VanSyckle.....	1976-78
Bill VanWagner.....	1983
Keith Vargo.....	1969-70
Mike Venango.....	1995-98
Dave Venezia.....	1977-80
John Verton.....	1990,95-96
Mike Verton.....	1999
Steve Verton.....	1993-96
George Vilushis.....	1967-68
Chad Vinansky.....	1995
Nathan Volkel.....	2009
Paul Volpe.....	2008

Joe Wade.....	1985-86,88-89
Ryan Wagaman.....	2007-10
Adam Wagner.....	2003
Andrew Wagner.....	2009-12
Erik Wagner.....	2014-16
Pete Waldron.....	1980-82
Dan Walker.....	1966-67
George Walker.....	1954
Joe Walker.....	2001-03
Tabius Walker.....	2014
Dave Walsh.....	1997-98
Tom Walsh.....	1961
Bryan Walter.....	1982
Tom Wapinsky.....	1982-84
Jugge Ward.....	1967
Michael Ward.....	2014-16
Mike Ward.....	2005
Denny Warg.....	1962-65
John Warren.....	1964-66
Arthur Washington.....	1967-70
Mark Wasilewski.....	1991-92
Mike Watral.....	2012-14
Courtney Watson.....	2014
Josh Watson.....	1993,96
Richard Watters.....	1967-68
Brandon Watts.....	2009
Adam Way.....	1997
Bob Wayne.....	1961-64
Frank Wearin.....	1962
Bryan Weatherly.....	1996
Jeff Weaver.....	1991
Tom Weaver.....	2008-09
Donald Webb.....	1968
Bob Weber.....	1974-75
John Weber.....	1985-88
Mike Weber.....	1984-87
Steve Weigle.....	1973-76
Cliff Weikert.....	1996
Jeff Weiss.....	2013-16
Matt Weiss.....	1991
Ron Weist.....	1990
Anthony Weizer.....	2016
Dan Weldon.....	2008-10
Cole Welham.....	2012-15
Mark Wells.....	1995-96
Eric Welshans.....	1987-90
Jeff Wert.....	1979-82
Herbert Weschne.....	1967
Shawn Wesner.....	1986
Lyle Wesneski.....	1991-94
Eddie West.....	2009
Tony West.....	2000
John Whalen.....	1980,82-83
Pat Whalen.....	2012-15
Joe Whinnery.....	1979
Tyler Whitby.....	2012
Keith White.....	1987
Tom White.....	2004
Wilbur White.....	1955-57

Jared Whitecavage.....	2009
Whitehead.....	1977
Harry Whitehill.....	1961-63
Jim Whitehill.....	1961-62
Shawn Whitelock.....	1993-96
Chase Whiteman.....	2013-16
George Wiedman.....	1964
Ron Wiest.....	1989,91-92
Dick Wilbur.....	1963
John Wilbur.....	1958,60-61
Chase Williams.....	2014-16
Corey Williams.....	2012
Ike Williams.....	1957-58
Jim Williams.....	2004,06
John Williams.....	1984
Khamari Williams.....	2015-16
Korahn Williams.....	2016
Ryan Williams.....	2007-10
Tyrone Williams.....	2015
Matt Williamson.....	1992
Casey Willis.....	1995-97
Arthur Wilson.....	1963
Hunter Wilson.....	2016
Ken Wilson.....	1997
Wilbur Wilson.....	1954
Bill Wilt.....	1961-64
Dick Wilt.....	1966-67
Mike Wiltshire.....	1993,95
Ryan Wimmer.....	2015
Bob Wimsey.....	1997-98
Jay Wingard.....	1996
Mike Winn.....	2003-04
Jesse Wise.....	1986
Steve Wiser.....	1970-73
James Wismer.....	1991
Ray Withelder.....	2000-02,04
Harry Wittman.....	1963
Matt Wixted.....	1984,86
Ed Woddbridge.....	1991
Kurt Wolfe.....	1992
Ryan Wolfe.....	2008-09
Steve Wolfertz.....	1969
Brian Wolfgang.....	1991-94
Jim Wolfinger.....	1964
Cory Wood.....	2008
Jasonn Wood.....	1991-94
Vreeland Wood.....	2004-07
Ed Woodbridge.....	1992-93
Kline Woof.....	1968
Bob Workman.....	1998-01
Howie Worth.....	1956-57
Collin Wright.....	2015-16
Gary Wright.....	1962
Michael Wrigley.....	1963
Darren Wyatt.....	1993-96
Brian Wynn.....	1998



**Tom Zulkowski**  
**1998-01**

**-YYY-**

Ryan Yaple.....	2004-07
Jim Yarnall.....	1965-66
John Yarosh.....	1971,73-74
Paul Yastro.....	1968-69
Stanley Yastro.....	1967
Dalton Yentsch.....	2014
Chris Yoder.....	1999
Adam Young.....	2007
Bill Young.....	1987
Dan Young.....	2012
Eric Young.....	1991-92
Jim Young.....	1964,67
Matt Young.....	1991-93

**-ZZZ-**

Brett Zalonis.....	1994-97
Jason Zalonis.....	1992-94
Cody Zastko.....	2006
Walt Zataveski.....	1982-85
Stan Zebron.....	1959-60
Johnathan Zedar.....	2014-16
Braden Zeiner.....	2011-14
Gerald Zellner.....	1965-68
Chuck Zern.....	1979
Mark Zickler.....	1980-82
Dennis Zierden.....	1965-66
Mike Zigman.....	1985
Rob Zimmer.....	1973-74
Ben Zimmerman.....	2008-09
Jeff Zimmerman.....	1989-91
Joe Zimmerman.....	2001
Joe Zimmerman.....	1964
Tom Zimmerman.....	1982
Brock Zollicoffer.....	2015-16
Joe Zolner.....	1959
Garrett Zoschg.....	2000,02-03
Tom Zulkowski.....	1998-01
Bob Zwiebel.....	1986-87



Coach Girardi talks with Domenic Pacitti during the Warriors' MAC Championship season in 1982.

**Leaders**  
(Since program reinstatement in 1954)



**David Busey**  
1954-66  
41-56-3



**Budd Whitehill**  
1966-71  
10-30

**Lycoming College Football Through The Years**  
(Since becoming Lycoming College in 1947)

Year	Overall				MAC				Home				Away				Neutral				Coach
	W	L	T	Pct.	W	L	T	Pct.	W	L	T	Pct.	W	L	T	Pct.	W	L	T	Pct.	
1947	3	2	3	.563	-	-	-	-	1	0	3	.625	2	2	0	.500	-	-	-	-	T. Sherman Stanford
1948	0	7	0	.000	-	-	-	-	0	4	0	.000	0	3	0	.000	-	-	-	-	George Baer
1949	1	5	0	.167	-	-	-	-	1	2	0	.333	0	3	0	.000	-	-	-	-	George Baer
1950	1	7	0	.125	-	-	-	-	1	3	0	.250	0	4	0	.000	-	-	-	-	Vincent Chimento
1951-1953	-----Did Not Play-----																				
1954	0	6	0	.000	-	-	-	-	0	3	0	.000	0	3	0	.000	-	-	-	-	David Busey
1955	2	4	1	.357	-	-	-	-	2	2	0	.500	0	2	1	.167	-	-	-	-	David Busey
1956	5	3	0	.625	-	-	-	-	3	1	0	.750	2	2	0	.500	-	-	-	-	David Busey
1957	5	1	1	.786	-	-	-	-	3	0	0	1.000	2	1	1	.625	-	-	-	-	David Busey
1958	7	1	0	.875	4	1	0	.800	3	1	0	.750	4	0	0	1.000	-	-	-	-	David Busey
1959	3	5	0	.375	1	4	0	.200	2	2	0	.500	1	3	0	.250	-	-	-	-	David Busey
1960	3	5	0	.375	1	3	0	.250	3	1	0	.750	0	3	0	.000	0	1	0	.000	David Busey
1961	1	6	1	.188	1	3	1	.300	0	3	0	.000	1	2	1	.375	0	1	0	.000	David Busey
1962	4	4	0	.500	1	4	0	.200	1	3	0	.250	3	1	0	.750	-	-	-	-	David Busey
1963	1	7	0	.125	1	5	0	.167	1	3	0	.250	0	4	0	.000	-	-	-	-	David Busey
1964	1	7	0	.125	1	5	0	.167	1	3	0	.250	0	4	0	.000	-	-	-	-	David Busey
1965	5	3	0	.625	4	2	0	.667	3	1	0	.750	2	2	0	.500	-	-	-	-	David Busey
1966	4	4	0	.500	4	3	0	.571	2	2	0	.500	2	2	0	.500	-	-	-	-	David Busey
1967	3	5	0	.375	3	5	0	.375	1	3	0	.250	2	2	0	.500	-	-	-	-	Budd Whitehill
1968	1	7	0	.125	1	7	0	.125	1	3	0	.250	0	4	0	.000	-	-	-	-	Budd Whitehill
1969	1	7	0	.125	1	7	0	.125	1	4	0	.200	0	3	0	.000	-	-	-	-	Budd Whitehill
1970	3	5	0	.375	3	4	0	.429	1	3	0	.250	2	2	0	.500	-	-	-	-	Budd Whitehill
1971	2	6	0	.250	2	5	0	.286	0	4	0	.000	2	2	0	.500	-	-	-	-	Budd Whitehill
1972	2	6	0	.250	2	5	0	.286	2	2	0	.500	0	4	0	.000	-	-	-	-	Frank Girardi
1973	2	6	0	.250	2	5	0	.286	1	3	0	.250	1	3	0	.250	-	-	-	-	Frank Girardi
1974	3	6	0	.333	1	5	0	.167	1	4	0	.200	2	2	0	.500	-	-	-	-	Frank Girardi
1975	6	2	0	.750	3	2	0	.600	3	1	0	.750	3	1	0	.750	-	-	-	-	Frank Girardi
1976	8	1	0	.889	5	1	0	.833	4	0	0	1.000	4	1	0	.800	-	-	-	-	Frank Girardi
1977	6	3	0	.667	4	2	0	.667	4	1	0	.800	2	2	0	.500	-	-	-	-	Frank Girardi
1978	7	2	0	.778	5	1	0	.833	4	0	0	1.000	3	2	0	.600	-	-	-	-	Frank Girardi
1979	8	1	1	.850	6	0	1	.929	5	1	0	.833	3	0	1	.875	-	-	-	-	Frank Girardi
1980	9	1	0	.900	6	1	0	.857	4	1	0	.800	5	0	0	1.000	-	-	-	-	Frank Girardi
1981	5	4	1	.550	4	2	1	.643	3	2	0	.600	2	2	1	.500	-	-	-	-	Frank Girardi
1982	8	2	0	.800	6	1	0	.857	5	0	0	1.000	3	2	0	.600	-	-	-	-	Frank Girardi
1983	7	2	1	.750	6	1	1	.813	5	0	1	.917	2	2	0	.500	-	-	-	-	Frank Girardi



The senior class of 2014 posted a 31-9 record during their careers.

**Lycoming College Football Through The Years**  
(Since becoming Lycoming College in 1947)

Year	Overall				MAC				Home				Away				Neutral				Coach
	W	L	T	Pct.	W	L	T	Pct.	W	L	T	Pct.	W	L	T	Pct.	W	L	T	Pct.	
1984	8	2	0	.800	6	2	0	.750	5	1	0	.833	3	1	0	.750	-	-	-	-	Frank Girardi
1985	10	1	0	.909	9	0	0	1.000	6	0	0	1.000	4	1	0	.800	-	-	-	-	Frank Girardi
1986	8	2	0	.800	7	2	0	.778	3	1	0	.750	5	1	0	.833	-	-	-	-	Frank Girardi
1987	6	2	1	.722	6	2	1	.722	3	1	0	.750	3	1	1	.700	-	-	-	-	Frank Girardi
1988	7	3	0	.700	5	3	0	.625	3	2	0	.600	4	1	0	.800	-	-	-	-	Frank Girardi
1989	10	2	0	.833	7	1	0	.875	5	1	0	.833	5	1	0	.833	-	-	-	-	Frank Girardi
1990	12	1	0	.923	8	0	0	1.000	6	0	0	1.000	6	0	0	1.000	0	1	0	.000	Frank Girardi
1991	10	1	0	.909	8	0	0	1.000	6	0	0	1.000	4	1	0	.800	-	-	-	-	Frank Girardi
1992	8	1	1	.850	7	0	1	.938	3	1	1	.700	5	0	0	1.000	-	-	-	-	Frank Girardi
1993	6	4	0	.600	3	2	0	.600	4	1	0	.800	2	3	0	.400	-	-	-	-	Frank Girardi
1994	5	4	0	.556	2	2	0	.500	2	3	0	.400	3	1	0	.750	-	-	-	-	Frank Girardi
1995	8	3	0	.727	3	1	0	.750	5	0	0	1.000	3	3	0	.500	-	-	-	-	Frank Girardi
1996	11	1	0	.917	4	0	0	1.000	7	0	0	1.000	4	1	0	.800	-	-	-	-	Frank Girardi
1997	12	1	0	.923	4	0	0	1.000	7	0	0	1.000	5	0	0	1.000	0	1	0	.000	Frank Girardi
1998	10	1	0	.909	4	0	0	1.000	6	1	0	.857	4	0	0	1.000	-	-	-	-	Frank Girardi
1999	9	1	0	.900	4	0	0	1.000	4	1	0	.800	5	0	0	1.000	-	-	-	-	Frank Girardi
2000	7	2	0	.778	4	0	0	1.000	4	1	0	.800	3	1	0	.750	-	-	-	-	Frank Girardi
2001	8	1	0	.889	8	1	0	.889	3	1	0	.750	5	0	0	1.000	-	-	-	-	Frank Girardi
2002	6	3	0	.667	6	3	0	.667	3	2	0	.600	3	1	0	.750	-	-	-	-	Frank Girardi
2003	9	2	0	.818	8	1	0	.889	6	2	0	.750	3	0	0	1.000	-	-	-	-	Frank Girardi
2004	3	7	0	.300	3	6	0	.333	2	2	0	.500	1	5	0	.167	-	-	-	-	Frank Girardi
2005	6	4	0	.600	5	4	0	.556	4	2	0	.667	2	2	0	.500	-	-	-	-	Frank Girardi
2006	4	5	0	.444	4	5	0	.444	2	2	0	.500	2	3	0	.400	-	-	-	-	Frank Girardi
2007	3	7	0	.300	3	4	0	.429	3	2	0	.600	0	5	0	.000	-	-	-	-	Frank Girardi
2008	7	4	0	.636	5	2	0	.714	5	0	0	1.000	2	4	0	.333	-	-	-	-	Mike Clark
2009	4	6	0	.400	3	4	0	.429	1	4	0	.200	3	2	0	.600	-	-	-	-	Mike Clark
2010	6	4	0	.600	4	3	0	.571	4	1	0	.800	2	3	0	.400	-	-	-	-	Mike Clark
2011	8	2	0	.800	6	2	0	.750	4	1	0	.800	4	1	0	.800	-	-	-	-	Mike Clark
2012	8	2	0	.800	8	1	0	.889	3	2	0	.600	5	0	0	1.000	-	-	-	-	Mike Clark
2013	7	3	0	.700	7	2	0	.778	5	0	0	1.000	2	3	0	.400	-	-	-	-	Mike Clark
2014	8	2	0	.800	7	2	0	.778	4	1	0	.800	4	1	0	.800	-	-	-	-	Mike Clark
2015	4	6	0	.400	4	5	0	.444	4	1	0	.800	0	5	0	.000	-	-	-	-	Mike Clark
2016	3	7	0	.300	2	7	0	.222	2	3	0	.400	1	4	0	.200	-	-	-	-	Mike Clark
<b>Total</b>	<b>368</b>	<b>240</b>	<b>11</b>	<b>0.603</b>	<b>252</b>	<b>151</b>	<b>6</b>	<b>0.623</b>	<b>206</b>	<b>106</b>	<b>5</b>	<b>0.658</b>	<b>162</b>	<b>130</b>	<b>6</b>	<b>0.554</b>	<b>0</b>	<b>4</b>	<b>0</b>	<b>0.000</b>	

**Leaders**  
(Since program reinstatement in 1954)



**Frank Girardi**  
1972-2007  
257-97-5



**Mike Clark**  
2008-Pres.  
55-36



Frank Girardi coached the team to 13 MAC titles and two national title game appearances in his 36 years as head coach from 1972-07.

**Lycoming College Football Coaches Through The Years**  
(Since becoming Lycoming College in 1947)

Coach	Year	Overall				Conference				Home				Away				Neutral			
		W	L	T	Pct.	W	L	T	Pct.	W	L	T	Pct.	W	L	T	Pct.	W	L	T	Pct.
T. Sherman Stanford	1947	3	2	3	0.563	0	0	0	-	1	0	3	0.625	2	2	0	0.500	0	0	0	-
George Baer	1948-49	1	12	0	0.077	0	0	0	-	1	6	0	0.143	0	6	0	0.000	0	0	0	-
Vincent Chimente	1950	1	7	0	0.125	0	0	0	-	1	3	0	0.250	0	4	0	0.000	0	0	0	-
Did Not Play	1951-53	-	-	-	-	-	-	-	-	-	-	-	-	-	-	-	-	-	-	-	-
David Busey	1954-66	41	56	3	0.425	18	30	1	0.378	24	25	0	0.490	17	29	3	0.378	0	2	0	0.000
Budd Whitehill	1967-71	10	30	0	0.250	10	28	0	0.263	4	17	0	0.190	6	13	0	0.316	0	0	0	-
Frank Girardi	1972-07	257	97	5	0.723	178	65	5	0.728	143	42	2	0.770	114	53	3	0.679	0	2	0	0.000
Mike Clark	2008-Pres.	55	36	0	0.604	46	28	0	0.622	32	13	0	0.711	23	23	0	0.500	0	0	0	-
<b>Total</b>		<b>368</b>	<b>240</b>	<b>11</b>	<b>0.603</b>	<b>252</b>	<b>151</b>	<b>6</b>	<b>0.623</b>	<b>206</b>	<b>106</b>	<b>5</b>	<b>0.658</b>	<b>162</b>	<b>130</b>	<b>6</b>	<b>0.554</b>	<b>0</b>	<b>4</b>	<b>0</b>	<b>0.000</b>

**Lycoming College Football Coaches by Victories**  
(Since becoming Lycoming College in 1947)

Coach	Year	Overall				Conference				Home				Away				Neutral			
		W	L	T	Pct.	W	L	T	Pct.	W	L	T	Pct.	W	L	T	Pct.	W	L	T	Pct.
Frank Girardi	1972-07	257	97	5	0.723	178	65	5	0.728	143	42	2	0.770	114	53	3	0.679	0	2	0	0.000
Mike Clark	2008-Pres.	55	36	0	0.604	46	28	0	0.622	32	13	0	0.711	23	23	0	0.500	0	0	0	-
David Busey	1954-66	41	56	3	0.425	18	30	1	0.378	24	25	0	0.490	17	29	3	0.378	0	2	0	0.000
Budd Whitehill	1967-71	10	30	0	0.250	10	28	0	0.263	4	17	0	0.190	6	13	0	0.316	0	0	0	-
T. Sherman Stanford	1947	3	2	3	0.563	0	0	0	-	1	0	3	0.625	2	2	0	0.500	0	0	0	-
Vincent Chimente	1950	1	7	0	0.125	0	0	0	-	1	3	0	0.250	0	4	0	0.000	0	0	0	-
George Baer	1948-49	1	12	0	0.077	0	0	0	-	1	6	0	0.143	0	6	0	0.000	0	0	0	-
<b>Total</b>		<b>368</b>	<b>240</b>	<b>11</b>	<b>0.603</b>	<b>252</b>	<b>151</b>	<b>6</b>	<b>0.623</b>	<b>206</b>	<b>106</b>	<b>5</b>	<b>0.658</b>	<b>162</b>	<b>130</b>	<b>6</b>	<b>0.554</b>	<b>0</b>	<b>4</b>	<b>0</b>	<b>0.000</b>



Year-by-Year Statistics

Lycoming College Year-by-Year Statistics

(Since program reinstatement in 1954)

RUSHING	G	Att	Yds	TD	Avg/C	Avg/G	PASSING	Att	Cmp	Int	Yds	TD	Pct	Avg/P	Avg/G	Effic	RECEIVING	Yds/Rec	Avg/G
1954	6	197	391	1	2.0	65.2	1954	91	23	9	237	1	25.3	2.6	39.5	31.0	1954	3.8	10.3
1955	7	336	1271	8	3.8	181.6	1955	61	24	10	336	3	39.3	5.5	48.0	69.1	1955	3.4	14.0
1956	8	374	1264	9	3.4	158.0	1956	121	63	12	652	5	52.1	5.4	81.5	91.1	1956	7.9	10.3
1957	7	370	1501	14	4.1	214.4	1957	77	34	4	448	5	44.2	5.8	64.0	104.1	1957	4.9	13.2
1958	8	399	1583	17	4.0	197.9	1958	84	42	8	623	7	50.0	7.4	77.9	120.8	1958	5.2	14.8
1959	8	389	1190	7	3.1	148.8	1959	85	21	13	308	2	24.7	3.6	38.5	32.3	1959	2.6	14.7
1960	8	327	705	5	2.2	88.1	1960	105	31	15	593	5	29.5	5.6	74.1	64.1	1960	3.9	19.1
1961	8	323	672	5	2.1	84.0	1961	128	50	12	360	4	39.1	2.8	45.0	54.2	1961	6.2	7.2
1962	8	397	1286	14	3.2	160.8	1962	95	31	10	492	5	32.6	5.2	61.5	72.5	1962	3.9	15.9
1963	8	398	1175	4	3.0	146.9	1963	143	55	17	673	6	38.5	4.7	84.1	68.1	1963	6.9	12.2
1964	8	314	846	4	2.7	105.8	1964	209	96	27	1068	5	45.9	5.1	133.5	70.9	1964	12.0	11.1
1965	8	397	1249	13	3.1	156.1	1965	167	96	12	1352	10	57.5	8.1	169.0	130.9	1965	12.0	14.1
1966	8	315	616	6	2.0	77.0	1966	196	82	15	1111	9	41.8	5.7	138.9	89.3	1966	10.2	13.5
1967	8	372	1053	6	2.8	131.6	1967	194	77	21	942	9	39.7	4.9	117.8	74.1	1967	9.6	12.2
1968	8	331	929	6	2.8	116.1	1968	186	79	14	850	4	42.5	4.6	106.2	72.9	1968	9.9	10.8
1969	8	316	802	7	2.5	100.2	1969	189	79	13	877	5	41.8	4.6	109.6	75.8	1969	9.9	11.1
1970	8	398	1064	9	2.7	133.0	1970	159	69	13	802	3	43.4	5	100.2	75.6	1970	8.6	11.6
1971	8	339	724	3	2.1	90.5	1971	180	66	23	814	2	36.7	4.5	101.8	52.8	1971	8.2	12.3
1972	8	296	405	3	1.4	50.6	1972	187	86	19	908	5	46.0	4.9	113.5	75.3	1972	10.8	10.6
1973	8	227	227	1	1.0	28.4	1973	191	77	23	947	6	40.3	5	118.4	68.2	1973	5.2	14.0
1974	9	398	945	5	2.4	105.0	1974	193	75	15	807	2	38.9	4.2	89.7	61.9	1974	7.6	11.9
1975	8	376	1039	12	2.8	129.9	1975	135	68	6	780	6	50.4	5.8	97.5	104.7	1975	8.5	11.5
1976	9	410	1213	11	3.0	134.8	1976	166	68	16	1083	14	41.0	6.5	120.3	104.3	1976	7.6	15.9
1977	9	416	1406	9	3.4	156.2	1977	156	68	13	243	5	43.6	1.6	27.0	50.6	1977	7.6	10.9
1978	9	443	1470	11	3.3	163.3	1978	140	62	12	766	8	44.3	5.5	85.1	92.0	1978	6.9	12.4
1979	10	273	1075	8	3.9	107.5	1979	198	92	13	1560	14	46.5	7.9	156.0	122.8	1979	5.0	17.4
1980	10	441	1222	18	2.8	122.2	1980	277	154	13	1489	21	55.6	5.4	148.9	116.4	1980	15.1	16.4
1981	10	456	1101	13	2.4	110.1	1981	225	97	18	1272	18	43.1	5.7	127.2	101.0	1981	9.7	13.1
1982	10	458	1627	15	3.6	162.7	1982	193	82	10	1003	12	42.5	5.2	100.3	96.3	1982	8.2	12.2
1983	10	492	1554	13	3.2	155.4	1983	212	90	11	1138	11	42.5	5.4	113.8	94.3	1983	9.0	12.6
1984	10	476	1715	22	3.6	171.5	1984	226	99	7	1451	9	43.8	6.4	145.1	104.7	1984	9.9	14.7
1985	10	452	1663	21	3.7	166.3	1985	235	125	11	1842	22	53.2	7.8	184.2	140.6	1985	12.5	14.7
1986	10	441	1867	15	4.2	186.7	1986	300	149	12	2157	26	49.7	7.2	215.7	130.7	1986	14.9	14.5
1987	9	415	1150	9	2.8	127.8	1987	117	63	15	612	6	53.8	5.2	68.0	89.1	1987	7.0	9.7
1988	10	439	1207	14	2.7	120.7	1988	248	122	13	1537	14	49.2	6.2	153.7	109.4	1988	12.2	12.4
1989	10	413	1435	11	3.5	143.5	1989	273	155	16	1890	21	56.8	6.9	189.0	128.6	1989	15.5	12.2
1990	9	405	1070	10	2.6	118.9	1990	281	159	10	1876	17	56.6	6.7	208.4	125.5	1990	17.7	11.8
1992	9	412	1250	18	3.0	138.9	1992	224	122	11	1334	10	54.5	6	148.2	109.4	1992	13.6	10.9
1993	10	419	1357	19	3.2	135.7	1993	258	130	17	1478	14	50.4	5.7	147.8	103.2	1993	13.0	11.4
1994	9	323	1040	8	3.2	115.6	1994	243	122	16	1387	12	50.2	5.7	154.1	101.3	1994	13.6	11.3
1995	9	362	1385	10	3.8	153.9	1995	292	144	10	1883	19	49.3	6.4	209.2	118.1	1995	16.0	13.1
1996	9	343	1233	13	3.6	137.0	1996	306	173	13	2424	25	56.5	7.9	269.3	141.5	1996	19.2	14.1
1997	13	597	2460	30	4.1	189.2	1997	277	144	18	2272	21	52.0	8.2	174.8	132.9	1997	11.2	15.7
1998	9	379	1294	24	3.4	143.8	1998	268	159	14	2475	21	59.3	9.2	275.0	152.3	1998	17.7	15.6
1999	9	361	1348	14	3.7	149.8	1999	266	139	10	2079	21	52.3	7.8	231.0	136.4	1999	15.4	15.0
2000	9	361	1299	20	3.6	144.3	2000	213	107	7	1748	16	50.2	8.2	194.2	137.4	2000	11.9	16.3
2001	9	405	1606	21	4.0	178.4	2001	266	141	5	2019	18	53.0	7.6	224.3	135.3	2001	15.7	14.3
2002	9	389	1882	26	4.8	209.1	2002	209	118	12	1604	15	56.5	7.7	178.2	133.1	2002	13.1	13.6
2003	11	442	1291	21	2.9	117.4	2003	359	187	14	2476	16	52.1	6.9	225.1	116.9	2003	17.0	13.2
2004	10	375	1036	11	2.8	103.6	2004	327	160	15	1818	12	48.9	5.6	181.8	98.6	2004	16.0	11.4
2005	10	394	1195	13	3.0	119.5	2005	271	139	15	1609	10	51.3	5.9	160.9	102.3	2005	13.9	11.6
2006	9	325	904	9	2.8	100.4	2006	237	138	9	1578	9	58.2	6.7	175.3	119.1	2006	15.3	11.4
2007	10	352	1064	5	3.0	106.4	2007	290	162	18	1454	13	55.9	5.0	145.4	100.4	2007	16.2	9.0
2008	11	366	1385	14	3.8	125.9	2008	362	183	23	2279	13	50.6	6.3	207.2	102.6	2008	16.6	12.5
2009	10	336	943	10	2.8	94.3	2009	309	160	17	1732	14	51.8	5.6	173.2	102.8	2009	16.0	10.8
2010	10	400	1783	15	4.5	178.3	2010	260	144	9	1775	14	55.4	6.8	177.5	123.6	2010	14.4	12.3
2011	10	482	2092	26	4.3	209.2	2011	240	124	3	1518	13	51.7	6.3	151.8	120.2	2011	12.4	12.2
2012	10	413	1756	20	4.3	175.6	2012	253	151	4	1665	17	59.7	6.6	166.5	134.0	2012	15.1	11.0
2013	10	393	1448	15	3.7	144.8	2013	256	166	9	2109	18	64.8	8.2	210.9	150.2	2013	16.6	12.7
2014	10	377	1746	17	4.6	174.6	2014	295	186	7	2404	24	63.1	8.1	240.4	153.6	2014	12.9	240.4
2015	10	435	1825	21	4.2	182.5	2015	238	140	10	1981	14	58.8	8.3	198.1	139.7	2015	14.1	198.1
2016	10	413	1474	16	3.6	147.4	2016	281	152	8	1858	12	54.1	6.6	185.8	118.0	2016	12.2	185.8



## Lycoming College Year-by-Year Statistics

(Since program reinstatement in 1954)

TACKLES	G	UA	A	Total	TFL	Yds	PD	FF	FR	Blkd	SACKS	UA	A	Total	Yds
1976	9	394	271	665	-	-	17	-	18	6	1976	42	-	42.0	-
1977	9	485	315	800	-	-	11	-	15	5	1977	18	-	18.0	-
1978	9	480	241	721	-	-	16	-	16	2	1978	31	-	31.0	-
1979	-	-	-	-	-	-	-	-	-	-	1979	-	-	-	-
1980	10	508	275	783	-	-	27	-	29	-	1980	35	-	35.0	-
1981	10	547	289	836	-	-	54	-	15	-	1981	31	-	31.0	-
1982	10	527	236	763	-	-	58	-	14	-	1982	62	-	62.0	-
1983	10	503	429	932	-	-	40	-	19	3	1983	53	19	62.5	-
1984	10	270	390	660	-	-	51	-	16	-	1984	34	-	34.0	-
1985	10	519	331	850	33	-	76	-	18	-	1985	48	-	48.0	-
1986	10	536	354	890	21	-	81	-	10	-	1986	27	-	27.0	-
1987	9	24	24	48	41	-	52	-	14	-	1987	50	-	50.0	-
1988	10	614	297	911	69	-	81	-	17	-	1988	50	-	50.0	-
1989	10	435	153	588	53	-	55	20	22	1	1989	36	-	36.0	-
1990	9	281	131	412	32	-	51	3	10	2	1990	24	-	24.0	67
1992	9	486	161	647	53	138	57	8	10	4	1992	33	-	33.0	195
1993	10	539	289	828	90	355	72	10	13	-	1993	36	-	36.0	235
1994	9	383	155	538	27	86	64	12	22	2	1994	15	10	20.0	100
1995	9	412	261	673	36	71	71	14	13	1	1995	22	-	22.0	154
1996	9	389	225	614	48	167	59	11	13	2	1996	25	-	25.0	162
1997	13	620	264	884	82	350	79	20	17	4	1997	41	-	41.0	262
1998	9	444	127	571	101	423	55	10	13	3	1998	30	5	32.5	303
1999	9	402	195	597	91	334	56	11	11	2	1999	31	-	31.0	207
2000	9	546	170	716	110	431	71	-	11	3	2000	35	20	45.0	287
2001	9	314	224	538	91	363	66	8	8	1	2001	20	3	21.5	150
2002	9	354	235	589	75	264	51	9	6	4	2002	16	2	17.0	141
2003	11	462	251	713	98	379	95	12	15	2	2003	33	10	38.0	221
2004	10	438	220	658	62	230	62	13	14	1	2004	12	4	14.0	95
2005	10	370	322	692	94	273	73	8	8	-	2005	19	-	19.0	105
2006	9	360	198	558	47	185	47	9	9	2	2006	12	2	13.0	119
2007	10	389	273	662	74.5	296	43	6	4	1	2007	29	19	38.5	215
2008	11	414	404	818	72	286	65	11	8	3	2008	26	8	30.0	194
2009	10	411	266	677	58	177	42	6	10	1	2009	10	6	13.0	93
2010	10	301	428	729	44	153	65	9	10	-	2010	12	4	14.0	93
2011	10	325	300	625	67	315	63	10	8	-	2011	21	8	25.0	200
2012	10	361	320	681	79	314	57	7	6	1	2012	15	28	29.0	172
2013	10	360	298	658	60	226	37	8	7	5	2013	15	12	21.0	129
2014	10	383	336	719	74.0	272	40	5	4	5	2014	30	4	32.0	162
2015	10	445	210	655	59.0	158	49	3	4	3	2015	10	8	14.0	65
2016	10	440	264	704	56.0	191	39	9	10	3	2016	13	4	15.0	92



Year-by-Year Statistics

Lycoming College Year-by-Year Statistics

(Since program reinstatement in 1954)

KICK RET.	G	No.	Yds	TD	Avg/R	Avg/G	PUNT RET.	No.	Yds	TD	Avg/R	Avg/G	INT.	No.	Yds	TD	Avg/R	Avg/G
1954	6	-	-	-	-	-	1954	-	-	-	-	-	1954	-	-	-	-	-
1955	7	-	-	-	-	-	1955	-	-	1	-	-	1955	5	-	-	-	-
1956	8	-	-	1	-	-	1956	-	-	-	-	-	1956	-	-	2	-	-
1957	7	-	-	-	-	-	1957	-	-	1	-	-	1957	-	-	-	-	-
1958	8	-	-	1	-	-	1958	-	-	-	-	-	1958	4	-	1	-	-
1959	8	-	-	-	-	-	1959	-	-	-	-	-	1959	5	-	2	-	-
1960	8	-	-	-	-	-	1960	-	-	-	-	-	1960	2	-	2	-	-
1961	8	-	-	-	-	-	1961	-	-	-	-	-	1961	-	-	-	-	-
1962	8	-	-	-	-	-	1962	-	-	-	-	-	1962	-	-	-	-	-
1963	8	-	-	-	-	-	1963	-	-	-	-	-	1963	-	-	-	-	-
1964	8	-	-	-	-	-	1964	-	-	-	-	-	1964	4	-	1	-	-
1965	8	-	-	-	-	-	1965	-	-	-	-	-	1965	-	-	-	-	-
1966	8	-	-	2	-	-	1966	-	-	-	-	-	1966	5	-	1	-	-
1967	8	-	-	-	-	-	1967	-	-	1	-	-	1967	-	-	-	-	-
1968	8	-	-	-	-	-	1968	-	-	-	-	-	1968	-	-	1	-	-
1969	8	-	-	-	-	-	1969	-	-	-	-	-	1969	2	-	-	-	-
1970	8	-	-	-	-	-	1970	17	107	0	6.3	13.4	1970	7	88	0	14.7	11.0
1971	8	6	155	0	25.8	19.4	1971	27	335	2	12.4	41.9	1971	6	64	0	10.7	8.0
1972	8	10	257	0	25.7	32.1	1972	26	197	0	7.6	24.6	1972	-	-	-	-	-
1973	8	18	365	0	20.3	45.6	1973	17	81	0	4.8	10.1	1973	5	48	0	9.6	6.0
1974	9	-	-	-	-	-	1974	17	196	2	11.5	21.8	1974	3	40	1	-	-
1975	8	-	-	-	-	-	1975	-	-	-	-	-	1975	-	-	-	-	-
1976	9	25	388	0	15.5	43.1	1976	45	252	2	5.6	28.0	1976	17	167	0	9.8	18.6
1977	9	9	202	0	22.4	22.4	1977	88	315	0	3.6	35.0	1977	11	116	1	10.5	12.9
1978	9	25	409	0	16.4	45.4	1978	59	283	0	4.8	31.4	1978	16	225	1	14.1	25.0
1979	-	-	-	-	-	-	1979	38	286	0	7.5	28.6	1979	-	-	-	-	-
1980	10	18	295	0	16.4	29.5	1980	30	206	0	6.9	20.6	1980	27	210	2	7.8	21.0
1981	10	23	474	0	20.6	47.4	1981	50	342	0	6.8	34.2	1981	16	268	2	16.8	26.8
1982	10	21	368	0	17.5	36.8	1982	43	371	2	8.6	37.1	1982	14	145	0	10.4	14.5
1983	10	12	213	0	17.8	21.3	1983	42	251	1	6.0	25.1	1983	22	200	1	9.1	20.0
1984	10	36	588	0	16.3	58.8	1984	42	234	0	5.6	23.4	1984	12	179	2	14.9	17.9
1985	10	23	340	0	14.8	34.0	1985	47	342	0	7.3	34.2	1985	16	261	2	16.3	26.1
1986	10	28	451	0	16.1	45.1	1986	33	170	0	5.2	17.0	1986	20	194	0	9.7	19.4
1987	9	19	397	0	20.9	44.1	1987	58	497	0	8.6	55.2	1987	13	202	0	15.5	22.4
1988	10	26	556	0	21.4	55.6	1988	67	393	0	5.9	39.3	1988	21	165	0	7.9	16.5
1989	10	21	327	0	15.6	32.7	1989	60	596	1	9.9	59.6	1989	16	121	0	7.6	12.1
1990	9	16	215	0	13.4	23.9	1990	34	341	1	10.0	37.9	1990	20	231	2	11.6	25.7
1992	9	28	466	0	16.6	51.8	1992	32	179	0	5.6	19.9	1992	20	193	3	9.6	21.4
1993	10	26	475	0	18.3	47.5	1993	32	362	1	11.3	36.2	1993	30	292	1	9.7	29.2
1994	9	28	361	0	12.9	40.1	1994	30	278	1	9.3	30.9	1994	17	183	0	10.8	20.3
1995	9	21	415	0	19.8	46.1	1995	17	89	0	5.2	9.9	1995	24	281	3	11.7	31.2
1996	9	23	358	0	15.6	39.8	1996	33	216	0	6.5	24.0	1996	20	183	4	9.1	20.3
1997	13	38	615	0	16.2	47.3	1997	40	271	0	6.8	20.8	1997	20	197	1	9.9	15.2
1998	9	18	466	0	25.9	51.8	1998	24	163	0	6.8	18.1	1998	19	225	1	11.8	25.0
1999	9	17	331	0	19.5	36.8	1999	36	277	0	7.7	30.8	1999	20	303	4	15.1	33.7
2000	9	25	518	0	20.7	57.6	2000	39	389	12	10.0	43.2	2000	25	358	0	14.3	39.8
2001	9	26	485	0	18.7	53.9	2001	36	350	2	9.7	38.9	2001	11	89	0	8.1	9.9
2002	9	26	422	0	16.2	46.9	2002	32	143	0	4.5	15.9	2002	17	206	1	12.1	22.9
2003	11	32	544	0	17.0	49.5	2003	36	337	1	9.4	30.6	2003	27	284	1	10.5	25.8
2004	10	41	717	0	17.5	71.7	2004	31	371	0	12.0	37.1	2004	15	150	2	10.0	15.0
2005	10	37	631	0	17.1	63.1	2005	27	142	0	5.3	14.2	2005	16	115	0	7.2	11.5
2006	9	33	471	0	14.3	52.3	2006	25	223	0	8.9	24.8	2006	9	160	0	17.8	17.8
2007	10	36	686	0	19.1	68.6	2007	24	192	1	8.0	19.2	2007	11	71	0	6.5	7.1
2008	11	41	655	0	16.0	59.5	2008	24	245	1	10.2	22.3	2008	10	133	1	13.3	12.1
2009	10	44	1003	1	22.8	100.3	2009	15	244	0	16.3	24.4	2009	14	184	1	13.1	18.4
2010	10	38	716	0	18.8	71.6	2010	13	76	0	5.8	7.6	2010	13	209	2	16.1	20.9
2011	10	27	529	0	19.6	52.9	2011	23	195	0	8.5	19.5	2011	18	223	1	12.4	22.3
2012	10	25	585	0	23.4	58.5	2012	18	238	1	13.2	23.8	2012	15	162	0	10.8	16.2
2013	10	35	752	0	21.5	75.2	2013	22	229	1	10.4	22.0	2013	16	243	1	15.2	24.3
2014	10	34	715	0	21.0	71.5	2014	17	195	2	11.5	19.5	2014	14	89	0	6.4	8.9
2015	10	50	978	1	19.6	97.8	2015	19	111	0	5.8	11.1	2015	11	54	1	4.9	5.4
2016	10	39	744	1	19.1	74.4	2016	15	67	0	4.5	6.7	2016	8	62	0	7.8	6.2



## Lycoming College Year-by-Year Statistics

(Since program reinstatement in 1954)

ALL PURP.	G	Rush	Rec	PR	KR	IR	Total	Avg/G	TOTAL OFF.	G	Rush	Pass	Total	Avg/G
1954	6	391	237	-	-	-	628	104.7	1954	6	391	237	628	104.7
1955	7	1271	336	-	-	-	1607	229.6	1955	7	1271	336	1607	229.6
1956	8	1264	652	-	-	-	1916	239.5	1956	8	1264	652	1916	239.5
1957	7	1501	448	-	-	-	1949	278.4	1957	7	1501	448	1949	278.4
1958	8	1583	623	-	-	-	2206	275.8	1958	8	1583	623	2206	275.8
1959	8	1190	308	-	-	-	1498	187.2	1959	8	1190	308	1498	187.2
1960	8	705	593	-	-	-	1298	162.2	1960	8	705	593	1298	162.2
1961	8	672	360	-	-	-	1032	129.0	1961	8	672	360	1032	129.0
1962	8	1286	492	-	-	-	1778	222.2	1962	8	1286	492	1778	222.2
1963	8	1175	673	-	-	-	1848	231.0	1963	8	1175	673	1848	231.0
1964	8	846	1068	-	-	-	1914	239.2	1964	8	846	1068	1914	239.2
1965	8	1249	1352	-	-	-	2601	325.1	1965	8	1249	1352	2601	325.1
1966	8	616	1111	-	-	-	1727	215.9	1966	8	616	1111	1727	215.9
1967	8	1053	942	-	-	-	1995	249.4	1967	8	1053	942	1995	249.4
1968	8	929	850	-	-	-	1779	222.4	1968	8	929	850	1779	222.4
1969	8	802	877	-	-	-	1679	209.9	1969	8	802	877	1679	209.9
1970	8	1064	802	107	-	88	2061	257.6	1970	8	1064	802	1866	233.2
1971	8	724	814	335	155	64	2092	261.5	1971	8	724	814	1538	192.2
1972	8	405	908	197	257	-	1767	220.9	1972	8	405	908	1313	164.1
1973	8	167	589	81	365	48	1250	156.2	1973	8	167	947	1114	139.2
1974	9	945	807	196	-	-	1948	216.4	1974	9	945	807	1752	194.7
1975	8	1039	780	-	-	-	1819	227.4	1975	8	1039	780	1819	227.4
1976	9	1213	1083	252	388	167	3103	344.8	1976	9	1213	1083	2296	255.1
1977	9	1406	739	315	202	116	2778	308.7	1977	9	1406	243	1649	183.2
1978	9	1470	766	283	409	225	3153	350.3	1978	9	1470	766	2236	248.4
1979	10	1075	872	286	-	-	2233	223.3	1979	10	1075	1560	2635	263.5
1980	10	1222	2470	206	295	210	4403	440.3	1980	10	1222	1489	2711	271.1
1981	10	1101	1272	342	474	268	3457	345.7	1981	10	1101	1272	2373	237.3
1982	10	1627	1003	371	368	145	3514	351.4	1982	10	1627	1003	2630	263.0
1983	10	1554	1138	251	213	200	3356	335.6	1983	10	1554	1138	2692	269.2
1984	10	1715	1451	234	588	179	4167	416.7	1984	10	1715	1451	3166	316.6
1985	10	1663	1842	342	340	261	4448	444.8	1985	10	1663	1842	3505	350.5
1986	10	1867	2157	170	451	194	4839	483.9	1986	10	1867	2157	4024	402.4
1987	9	1150	611	497	397	202	2857	317.4	1987	9	1150	612	1762	195.8
1988	10	1207	1509	393	556	165	3830	383.0	1988	10	1207	1537	2744	274.4
1989	10	1435	1886	596	327	121	4365	436.5	1989	10	1435	1890	3325	332.5
1990	9	1070	1876	341	215	231	3733	414.8	1990	9	1070	1876	2946	327.3
1992	9	1250	1335	179	466	193	3423	380.3	1992	9	1250	1334	2584	287.1
1993	10	1357	1478	362	475	292	3964	396.4	1993	10	1357	1478	2835	283.5
1994	9	1040	1379	278	361	183	3241	360.1	1994	9	1040	1387	2427	269.7
1995	9	1385	1883	89	415	281	4053	450.3	1995	9	1385	1883	3268	363.1
1996	9	1233	2435	216	358	183	4425	491.7	1996	9	1233	2424	3657	406.3
1997	13	2460	2272	271	615	197	5815	447.3	1997	13	2460	2272	4732	364.0
1998	9	1294	2475	163	466	225	4623	513.7	1998	9	1294	2475	3769	418.8
1999	9	1348	2079	277	331	303	4338	482.0	1999	9	1348	2079	3427	380.8
2000	9	1299	1748	389	518	358	4312	479.1	2000	9	1299	1748	3047	338.6
2001	9	1606	2019	350	485	89	4549	505.4	2001	9	1606	2019	3625	402.8
2002	9	1882	1604	143	422	206	4257	473.0	2002	9	1882	1604	3486	387.3
2003	11	1291	2476	337	544	284	4932	448.4	2003	11	1291	2476	3767	342.5
2004	10	1036	1818	371	717	150	4092	409.2	2004	10	1036	1818	2854	285.4
2005	10	1195	1609	142	631	115	3692	369.2	2005	10	1195	1609	2804	280.4
2006	9	904	1578	223	471	160	3336	370.7	2006	9	904	1578	2482	275.8
2007	10	1064	1454	192	686	71	3467	346.7	2007	10	1064	1454	2518	251.8
2008	11	1385	2279	245	655	133	4697	427.0	2008	11	1385	2279	3664	333.1
2009	10	943	1732	244	1003	184	4106	410.6	2009	10	943	1732	2675	267.5
2010	10	1783	1775	76	716	209	4559	455.9	2010	10	1783	1775	3558	355.8
2011	10	2092	1518	195	529	223	4557	455.7	2011	10	2092	1518	3610	361.0
2012	10	1756	1665	238	585	162	4406	440.6	2012	10	1756	1665	3421	342.1
2013	10	1448	2109	229	752	243	4781	478.1	2013	10	1448	2109	3557	355.7
2014	10	1746	2404	195	715	89	5149	514.9	2014	10	1746	2404	4150	415.0
2015	10	1825	1981	111	978	54	4949	494.9	2015	10	1825	1981	3806	380.6
2016	10	1474	1858	67	744	62	4205	420.5	2016	10	1474	1858	3332	333.2



**Lycoming College Year-by-Year Statistics**  
(Since program reinstatement in 1954)

PUNTING	G	No.	Yards	Avg	FIELD GLS	G	Att	Made	Pct	PENALTIES	No.	Yards
1954	6	29	702	24.2	1954	-	-	-	-	1954	-	-
1955	7	24	816	34.0	1955	-	-	-	-	1955	-	-
1956	8	31	1071	34.5	1956	-	-	-	-	1956	-	-
1957	7	33	1122	34.0	1957	-	-	-	-	1957	-	-
1958	8	41	1295	31.6	1958	-	-	-	-	1958	-	-
1959	8	45	1269	28.2	1959	8	4	2	50.0	1959	-	-
1960	8	44	1367	31.1	1960	8	2	1	50.0	1960	-	-
1961	8	39	1228	31.5	1961	8	4	2	50.0	1961	-	-
1962	8	40	1260	31.5	1962	-	-	-	-	1962	-	-
1963	8	41	1367	33.3	1963	8	1	1	100.0	1963	-	-
1964	8	31	965	31.1	1964	-	-	-	-	1964	-	-
1965	8	40	1353	33.8	1965	-	-	-	-	1965	-	-
1966	8	55	1919	34.9	1966	8	3	3	100.0	1966	-	-
1967	8	49	1745	35.6	1967	8	2	3	66.7	1967	-	-
1968	8	62	2092	33.7	1968	8	4	3	75.0	1968	-	-
1969	8	63	2089	33.2	1969	-	-	-	-	1969	-	-
1970	8	78	2773	35.6	1970	8	12	8	66.7	1970	-	-
1971	8	59	2105	35.7	1971	8	8	5	62.5	1971	-	-
1972	8	59	1978	33.5	1972	8	12	4	33.3	1972	-	-
1973	8	64	2112	33.0	1973	8	7	4	57.1	1973	-	-
1974	9	61	1964	32.2	1974	9	9	6	66.7	1974	-	-
1975	8	55	1891	34.4	1975	8	2	2	100.0	1975	-	-
1976	9	63	1984	31.5	1976	9	5	1	20.0	1976	57	578
1977	9	51	1841	36.1	1977	9	8	3	37.5	1977	69	591
1978	9	55	2125	38.6	1978	9	11	6	54.5	1978	44	448
1979	10	67	2340	34.9	1979	10	14	6	42.9	1979	-	-
1980	10	50	1929	38.6	1980	10	14	9	64.3	1980	58	564
1981	10	78	2854	36.6	1981	10	11	4	36.4	1981	-	-
1982	10	70	2634	37.6	1982	10	12	6	50.0	1982	73	697
1983	10	62	2157	34.8	1983	10	16	9	56.2	1983	75	673
1984	10	59	2290	38.8	1984	10	17	10	58.8	1984	78	630
1985	10	63	2524	40.1	1985	10	14	9	64.3	1985	87	779
1986	10	62	2421	39.0	1986	10	12	8	66.7	1986	78	689
1987	9	85	3012	35.4	1987	9	2	2	100.0	1987	60	453
1988	10	72	2389	33.2	1988	10	7	6	85.7	1988	75	630
1989	10	60	2094	34.9	1989	10	10	8	80.0	1989	89	765
1990	9	47	1556	33.1	1990	9	11	9	81.8	1990	51	784
1992	9	53	1836	34.6	1992	9	5	7	140.0	1992	79	654
1993	10	64	2256	35.2	1993	10	4	1	25.0	1993	65	623
1994	9	62	2161	34.9	1994	9	5	2	40.0	1994	59	535
1995	9	50	1782	35.6	1995	9	6	5	83.3	1995	68	558
1996	9	53	2019	38.1	1996	9	7	5	71.4	1996	63	660
1997	13	68	2218	32.6	1997	13	8	4	50.0	1997	76	637
1998	9	30	1129	37.6	1998	9	3	2	66.7	1998	62	528
1999	9	39	1586	40.7	1999	9	13	8	61.5	1999	61	529
2000	9	55	2309	42.0	2000	9	6	0	0.0	2000	65	637
2001	9	46	1443	31.4	2001	9	1	1	100.0	2001	71	646
2002	9	38	1274	33.5	2002	9	6	2	33.3	2002	78	597
2003	11	73	2389	32.7	2003	11	13	8	61.5	2003	70	636
2004	10	63	2148	34.1	2004	10	12	4	33.3	2004	65	535
2005	10	66	2239	33.9	2005	10	4	2	50.0	2005	58	533
2006	9	44	1417	32.2	2006	9	13	10	76.9	2006	49	389
2007	10	62	1886	30.4	2007	10	2	1	50.0	2007	60	547
2008	11	48	1482	30.9	2008	11	17	10	58.8	2008	65	600
2009	10	66	2175	33.0	2009	10	9	3	33.3	2009	74	824
2010	10	54	1831	33.9	2010	10	10	8	80.0	2010	78	698
2011	10	52	1668	32.1	2011	10	14	12	85.7	2011	72	658
2012	10	47	1630	34.7	2012	10	12	7	58.3	2012	79	717
2013	10	46	1713	37.2	2013	10	11	7	63.6	2013	70	661
2014	10	33	997	30.2	2014	10	12	6	50.0	2014	68	574
2015	10	57	1864	32.7	2015	10	7	4	57.1	2015	68	599
2016	10	52	2096	40.3	2016	10	10	4	40.0	2016	52	447



## Lycoming College Year-by-Year Statistics

(Since program reinstatement in 1954)

SCORING	G	TD	Rush	Pass	Retn	PAT	2PAT	FG	Total	Avg/G	1ST DNS	Rush	Pass	Pen	Total
1954	6	2	1	1	0	1	0	0	13	2.2	1954	-	-	-	-
1955	7	11	8	3	0	5	1	0	73	10.4	1955	-	-	-	-
1956	8	19	9	5	5	9	0	0	123	15.4	1956	-	-	-	-
1957	7	19	14	5	0	14	0	0	128	18.3	1957	-	-	-	-
1958	8	30	17	7	6	11	4	0	199	24.9	1958	-	-	-	-
1959	8	11	7	2	2	5	1	2	79	9.9	1959	-	-	-	-
1960	8	12	5	5	2	5	0	1	80	10.0	1960	-	-	-	-
1961	8	9	5	4	0	2	1	2	64	8.0	1961	-	-	-	-
1962	8	19	14	5	0	4	4	0	126	15.8	1962	-	-	-	-
1963	8	11	4	7	0	5	0	1	76	9.5	1963	-	-	-	-
1964	8	10	4	5	1	6	1	0	70	8.8	1964	-	-	-	-
1965	8	23	13	10	0	15	0	0	153	19.1	1965	-	-	-	-
1966	8	18	6	9	3	13	0	3	132	16.5	1966	-	-	-	-
1967	8	17	6	9	2	3	3	0	113	14.1	1967	-	-	-	-
1968	8	11	6	4	1	7	2	2	83	10.4	1968	-	-	-	-
1969	8	13	7	5	1	9	1	1	92	11.5	1969	-	-	-	-
1970	8	13	9	3	1	8	1	0	90	11.2	1970	-	-	-	-
1971	8	10	3	2	5	6	1	5	83	10.4	1971	-	-	-	-
1972	8	8	3	5	0	5	0	4	65	8.1	1972	-	-	-	-
1973	8	8	1	6	1	4	0	4	64	8.0	1973	-	-	-	-
1974	9	12	5	2	5	11	1	6	103	11.4	1974	-	-	-	-
1975	8	18	12	6	0	17	0	2	131	16.4	1975	-	-	-	-
1976	9	25	11	14	0	24	0	1	177	19.7	1976	64	40	9	113
1977	9	15	9	5	1	12	0	3	111	12.3	1977	72	34	7	113
1978	9	20	11	8	1	19	0	6	157	17.4	1978	83	38	5	126
1979	10	16	8	8	0	22	0	6	136	13.6	1979	-	-	-	-
1980	10	29	18	9	2	32	0	9	233	23.3	1980	69	99	14	182
1981	10	24	13	9	2	13	0	4	169	16.9	1981	-	-	-	-
1982	10	29	15	12	2	20	0	6	212	21.2	1982	79	34	12	125
1983	10	26	13	11	2	19	0	9	202	20.2	1983	79	51	10	140
1984	10	33	22	9	2	30	0	10	258	25.8	1984	96	62	14	172
1985	10	45	21	22	2	33	0	9	330	33.0	1985	72	77	12	161
1986	10	29	15	14	0	39	0	8	237	23.7	1986	85	93	21	199
1987	9	15	9	6	0	16	0	2	112	12.4	1987	55	27	9	91
1988	10	28	14	14	0	0	0	6	186	18.6	1988	66	58	12	136
1989	10	33	11	21	1	30	0	8	254	25.4	1989	64	89	17	170
1990	9	30	10	17	3	25	0	9	232	25.8	1990	70	86	16	172
1992	9	31	18	10	3	25	0	7	232	25.8	1992	71	61	8	140
1993	10	35	19	14	2	25	2	1	242	24.2	1993	73	68	15	156
1994	9	21	8	12	1	17	0	2	149	16.6	1994	47	62	11	120
1995	9	32	10	19	3	25	0	5	232	25.8	1995	80	75	5	160
1996	9	42	13	25	4	0	0	5	267	29.7	1996	79	99	8	186
1997	13	52	30	21	1	36	1	4	362	27.8	1997	132	91	13	236
1998	9	46	24	21	1	26	4	2	316	35.1	1998	83	101	9	193
1999	9	39	14	21	4	29	2	8	291	32.3	1999	66	93	11	170
2000	9	48	20	16	12	0	0	0	288	32.0	2000	67	72	12	151
2001	9	42	21	18	3	28	4	1	293	32.6	2001	83	94	17	194
2002	9	42	26	15	1	34	3	2	298	33.1	2002	101	65	4	170
2003	11	41	21	16	4	32	2	8	308	28.0	2003	83	96	17	196
2004	10	26	11	12	3	24	0	4	194	19.4	2004	57	85	16	158
2005	10	24	13	10	1	21	0	2	171	17.1	2005	70	71	16	157
2006	9	18	9	9	0	16	1	10	156	17.3	2006	62	72	17	151
2007	10	20	5	13	2	10	2	1	137	13.7	2007	64	68	10	142
2008	11	30	14	13	3	26	1	10	238	21.6	2008	74	102	16	192
2009	10	28	10	14	4	22	1	3	201	20.1	2009	59	78	13	150
2010	10	31	15	14	2	28	0	8	240	24.0	2010	88	84	12	184
2011	10	42	26	13	3	37	0	12	327	32.7	2011	121	69	13	203
2012	10	38	20	17	1	31	0	7	282	28.2	2012	86	94	15	195
2013	10	35	15	18	2	30	0	7	265	26.5	2013	79	101	14	194
2014	10	43	17	24	2	40	0	6	316	31.6	2014	87	116	14	217
2015	10	39	21	14	4	31	1	4	281	28.1	2015	98	89	12	199
2016	10	29	16	12	1	21	1	4	211	21.1	2016	74	93	17	184



## Year-by-Year Leaders

# Lycoming College Year-by-Year Leaders

(Since program reinstatement in 1954)

RUSHING				PASSING				TOTAL OFFENSE				
Year	Player	Yards	Att	Year	Player	Yards	Att	Year	Player	Total	Rush	Pass
1954	George Walker	295	86	1954	Robert Schneider	136	27	1954	George Walker	295	295	0
1955	John Grier	412	96	1955	Lou DeFebo	151	28	1955	John Grier	412	412	0
	Wayne Bohn	412	83						Wayne Bohn	412	412	0
1956	John Joe	510	116	1956	Paul Motta	335	58	1956	John Joe	510	510	0
1957	John Joe	345	79	1957	Fred Agnello	275	47	1957	John Joe	345	345	0
1958	John Grier	496	98	1958	Paul Motta	221	52	1958	John Grier	496	496	0
1959	Burt Richardson	552	95	1959	Donald Aurand	100	32	1959	Burt Richardson	552	552	0
1960	Burt Richardson	439	89	1960	Brian Lazewski	361	30	1960	Burt Richardson	439	439	0
1961	Seth Keller	222	64	1961	Brian Lazewski	172	61	1961	Seth Keller	222	222	0
1962	Seth Keller	682	135	1962	Brian Lazewski	253	45	1962	Seth Keller	682	682	0
1963	Seth Keller	617	165	1963	Mike Cohen	608	127	1963	Seth Keller	617	617	0
1964	Mike Miller	263	63	1964	Wayne Miller	987	197	1964	Wayne Miller	987	0	987
1965	Denny Warg	411	112	1965	Wayne Miller	775	92	1965	Wayne Miller	775	0	775
1966	Jeff Miller	323	73	1966	Paul Haas	715	117	1966	Paul Haas	717	2	715
1967	Jugge Ward	343	92	1967	Steve Miller	533	98	1967	Steve Miller	533	0	533
1968	Dennis Kelly	391	91	1968	Steve Miller	768	162	1968	Steve Miller	768	0	768
1969	William Curley	374	82	1969	Steve Miller	617	117	1969	Steve Miller	617	0	617
1970	William Curley	371	114	1970	Gunther Nellen	743	138	1970	Gunther Nellen	743	0	743
1971	Thomas Hinkle	440	145	1971	Gunther Nellen	414	93	1971	Thomas Hinkle	440	440	0
1972	K. Rosenhoover	343	103	1972	Rick Stewart	595	112	1972	Rick Stewart	596	1	595
1973	Sam Schiccatano	116	49	1973	Bill Grace	481	114	1973	Bill Grace	481	0	481
1974	K. Rosenhoover	451	129	1974	Bill Grace	534	129	1974	Bill Grace	534	0	534
1975	Sam Schiccatano	469	123	1975	John Johnson	509	101	1975	John Johnson	509	0	509
1976	Kevin McVey	833	219	1976	Frank Morogiello	626	101	1976	Kevin McVey	833	833	0
1977	Kevin McVey	521	133	1977	Frank Morogiello	425	78	1977	Kevin McVey	521	521	0
1978	Kevin McVey	805	210	1978	Rick Burd	738	131	1978	Rick Burd	874	136	738
1979	Dave Venezia	661	150	1979	Rick Burd	1560	198	1979	Rick Burd	1560	0	1560
1980	Thatcher Bornman	479	120	1980	Rick Burd	2215	250	1980	Rick Burd	2167	-48	2215
1981	Mike Santoleri	583	141	1981	Pete Waldron	814	134	1981	Pete Waldron	661	-153	814
1982	Joe Schmid	612	151	1982	Domenic Pacitti	864	169	1982	Domenic Pacitti	896	32	864
1983	Joe Parsnik	549	147	1983	Domenic Pacitti	971	193	1983	Domenic Pacitti	1073	102	971
1984	Joe Parsnik	786	183	1984	Larry Barretta	1407	212	1984	Larry Barretta	1940	533	1407
1985	Joe Parsnik	790	188	1985	Larry Barretta	1763	236	1985	Larry Barretta	2311	548	1763
1986	Larry Barretta	778	166	1986	Larry Barretta	2097	287	1986	Larry Barretta	2875	778	2097
1987	Frank Girardi	380	126	1987	Mike Kollhoff	398	104	1987	Mike Kollhoff	551	153	398
1988	Troy Erdman	636	142	1988	Ed Dougherty	1367	208	1988	Ed Dougherty	1257	-110	1367
1989	Troy Erdman	1215	235	1989	Ed Dougherty	2135	310	1989	Ed Dougherty	2071	-64	2135
1990	Cory Sheridan	670	180	1990	Ed Dougherty	2706	404	1990	Ed Dougherty	2678	-28	2706
1991	Cory Sheridan	761	194	1991	Ed Dougherty	2642	377	1991	Ed Dougherty	2734	92	2642
1992	Cory Sheridan	954	230	1992	Ellio Domenick	1436	241	1992	Ellio Domenick	1421	-15	1436
1993	Mike McCarty	483	105	1993	Ellio Domenick	924	165	1993	Ellio Domenick	943	19	924
1994	Mike McCarty	631	147	1994	Keith Cadden	1254	222	1994	Keith Cadden	1343	89	1254
1995	Brian Thompson	775	162	1995	Keith Cadden	2191	351	1995	Keith Cadden	2369	178	2191
1996	Jamie Allen	1000	207	1996	Keith Cadden	2895	308	1996	Keith Cadden	2800	-95	2895
1997	Brian Thompson	1446	253	1997	Jason Marraccini	2139	246	1997	Jason Marraccini	2443	304	2139
1998	Brian Thompson	864	193	1998	Jason Marraccini	2682	298	1998	Jason Marraccini	2691	9	2682
1999	Jason Davis	647	154	1999	Ryan Swailes	2167	299	1999	Ryan Swailes	2137	-30	2167
2000	Tim Deasey	1026	222	2000	Joe Feerrar	1748	205	2000	Joe Feerrar	1630	-118	1748
2001	Tim Deasey	1247	234	2001	Joe Feerrar	2006	260	2001	Joe Feerrar	1923	-83	2006
2002	Jared Morris	1005	159	2002	Phil Mann	1100	134	2002	Phil Mann	1138	38	1100
2003	Drew Corsilli	437	144	2003	Phil Mann	2473	358	2003	Phil Mann	2752	279	2473
2004	Brandon Traugh	390	82	2004	Phil Mann	1222	199	2004	Phil Mann	1423	201	1222
2005	Jim Laky	377	114	2005	Glenn Smith	1271	218	2005	Glenn Smith	1486	215	1271
2006	John Seese	343	88	2006	Glenn Smith	1541	229	2006	Glenn Smith	1833	292	1541
2007	Josh Kleinfelter	509	135	2007	Tim Hook	1023	176	2007	Tim Hook	1100	77	1023
2008	Josh Kleinfelter	1123	236	2008	Colin Dwyer	2035	322	2008	Colin Dwyer	2062	27	2035
2009	Josh Kleinfelter	821	186	2009	Colin Dwyer	1722	305	2009	Colin Dwyer	1575	-147	1722
2010	Josh Kleinfelter	1212	216	2010	Zach Klinger	1770	259	2010	Zach Klinger	1887	117	1770
2011	Parker Showers	816	173	2011	Zach Klinger	1394	230	2011	Zach Klinger	1616	222	1394
2012	Parker Showers	765	155	2012	Tyler Jenny	1658	248	2012	Tyler Jenny	1796	138	1658
2013	Craig Needhammer	1184	245	2013	Tyler Jenny	2038	246	2013	Tyler Jenny	2030	-8	2022
2014	Craig Needhammer	1242	231	2014	Tyler Jenny	2404	293	2014	Tyler Jenny	2476	72	2404
2015	Blake Bowman	1150	206	2015	Chase Whiteman	1881	218	2015	Chase Whiteman	2134	253	1881
2016	Blake Bowman	842	171	2016	Chase Whiteman	1810	272	2016	Chase Whiteman	2068	258	1810



### Year-by-Year Leaders

## Lycoming College Year-by-Year Leaders

(Since program reinstatement in 1954)

#### SCORING

Year	Player	Points	TD	XP	FG
1954	Richard Fisher	6	1	0	0
	George Walker	6	1	0	0
1955	John Grier	24	4	0	0
1956	John Joe	36	6	0	0
1957	Fred Agnello	21	2	9	0
1958	John Grier	54	9	0	0
1959	Burt Richardson	34	5	1	1
1960	Burt Richardson	24	4	0	0
1961	Charles Shaffer	12	2	0	0
	Harry Whitehill	12	2	0	0
	Henry Lutz	12	2	0	0
1962	Seth Keller	54	8	3	0
1963	Seth Keller	24	4	0	0
1964	Mike Cohen	18	3	0	0
1965	Mike Cohen	30	5	0	0
	Bob Stetson	30	5	0	0
1966	Dick Lewis	24	4	0	0
	Tom Crater	24	4	0	0
1967	Ron Betts	44	7	2	0
1968	Dennis Kelly	18	3	0	0
1969	William Curley	26	2	10	1
1970	Thomas Hinkle	24	4	0	0
1971	Porfirio Goncalves	21	0	6	5
1972	Pete Onorati	24	4	0	0
1973	Jim Rich	24	4	0	0
1974	Porfirio Goncalves	27	0	9	6
1975	Phil Bellino	24	4	0	0
1976	Kevin McVey	42	7	0	0
1977	Robbi Bleistein	21	0	12	3
1978	Kevin McVey	42	7	0	0
1979	Robbi Bleistein	40	0	22	6
1980	Lance Spittler	59	0	32	9
1981	Mike Santoleri	30	5	0	0
1982	Jeff Wert	66	11	0	0
1983	Joe Schmid	36	6	0	0
1984	Joe Parsnik	60	10	0	0
	Rusty Fricke	60	0	30	10
	Larry Barretta	60	10	0	0
1985	James O'Malley	66	11	0	0
	Joe Parsnik	66	11	0	0
1986	James O'Malley	78	13	0	0
1987	Frank Girardi	24	4	0	0
1988	Vic Olear	54	9	0	0
1989	Troy Erdman	62	10	2	0
1990	John Phillips	73	0	34	13
1991	Cory Sheridan	72	12	0	0
1992	Cory Sheridan	72	12	0	0
1993	George Gilbert	54	9	0	0
1994	Mike McCarty	42	7	0	0
1995	Steve Verton	66	11	0	0
1996	Steve Verton	72	12	0	0
1997	Jason Marrassini	78	13	0	0
1998	Brian Thompson	84	14	0	0
1999	Tim Dumas	72	12	0	0
2000	Tim Deasey	60	10	0	0
2001	Tim Deasey	86	14	2	0
2002	Jared Morris	72	12	0	0
2003	Chris Schrader	56	0	32	8
2004	Phil Mann	36	6	0	0
	Chris Schrader	36	0	24	4
2005	Glenn Smith	42	7	0	0
2006	Mike Monstra	46	0	16	10
2007	Bill Margetich	36	6	0	0
2008	Josh Kleinfelter	66	11	0	0
2009	Josh Kleinfelter	30	5	0	0
	Ryan Wagaman	30	5	0	0
2010	T.J. Chiarolanza	52	0	28	8
2011	Zack Czap	73	0	37	12
2012	Jarrin Campman	72	12	0	0

#### SCORING

Year	Player	Points	TD	XP	FG
2013	Craig Needhammer	84	14	0	0
2014	Craig Needhammer	78	13	0	0
2015	Blake Bowman	108	18	0	0
2016	Blake Bowman	72	12	0	0

#### RECEIVING

Year	Player	Rec	Yards
1954	Richard Fisher	5	48
	Wes Maggs	5	93
1955	Richard Fisher	5	117
	Ron Rolegn	5	77
1956	Wayne Bohn	20	228
1957	John Grier	8	116
1958	John Grier	19	203
1959	Don Dyke	5	54
1960	Burt Richardson	9	234
1961	Don Dyke	7	69
1962	Charles Shaffer	15	244
1963	Charles Shaffer	18	261
1964	Mike Cohen	23	245
1965	Mike Cohen	26	349
1966	Dick Lewis	27	362
	Tom Crater	27	255
1967	Ron Betts	31	305
1968	Charles Kauffman	28	311
1969	James Smith	21	273
1970	James Smith	23	219
1971	Detlef Kern	19	200
1972	Jim Rich	24	322
1973	Jim Rich	25	363
1974	Pete Onorati	21	285
1975	John Vanaskie	17	245
1976	James Jeffries	15	298
1977	James Jeffries	15	243
1978	John Jordan	18	343
1979	Bill Kilpatrick	38	667
1980	Jeff Wert	46	628
1981	Jeff Wert	27	469
1982	Bill Simonovich	24	210
1983	Bill Simonovich	31	511
1984	Rich Kessler	35	643
1985	Rich Kessler	50	752
1986	James O'Malley	44	779
1987	James O'Malley	16	229
1988	Vic Olear	38	578
1989	Vic Olear	54	757
1990	Matt Harvey	41	576
1991	Dave Bodmer	53	660
1992	Cory Sheridan	31	250
	Ron Wiest	31	414
1993	Steve Verton	25	416
1994	Steve Verton	50	747
1995	Steve Verton	58	968
1996	Steve Verton	46	867
1997	Tim Dumas	58	1093
1998	Tim Dumas	76	1271
1999	Tim Dumas	54	966
2000	Tom Zulkowski	27	406
2001	Tom Zulkowski	40	500
2002	Ricky Lannetti	30	468
2003	Ricky Lannetti	70	955
2004	John Moor	29	274
2005	Tim Brown	35	525
2006	Tony Kopp	35	528
2007	Brad Shellenberger	41	371
2008	Ryan Wagaman	47	570
2009	Ryan Wagaman	51	671
2010	Ryan Wagaman	56	918

#### PUNT RETURNS

Year	Player	Yards	No.
1970	Nathaniel Lodge	107	17
1971	Vincent Joy	335	27
1972	Joy Vincent	197	26
1973	Tom Vanaskie	81	17
1974	Tom Vanaskie	196	17
1976	Dwight Stilwell	110	29
1977	Dwight Stilwell	182	31
1978	Kirby Fenton	179	20
1979	Dave Nolan	286	38
1980	Dave Nolan	145	23
1981	Dave Nolan	263	32
1982	Jeff Wert	277	31
1983	Joe Shannon	247	40
1984	Brian McNamara	232	41
1985	Frank Girardi	220	29
1986	Frank Girardi	69	18
1987	Frank Girardi	258	35
1988	Rick Bealer	180	36
1989	Rick Bealer	566	58
1990	Rick Bealer	352	45
1991	Joe DeSimone	117	17
1992	Steve Lobel	88	17
1993	George Gilbert	305	27
1994	Scott Miller	123	10
1995	Steve Verton	64	13
1996	Brad Gilmore	177	23
1997	Joe Spang	181	24
1998	Jake Maskerines	130	17
1999	Sean Graf	183	14
2000	Sean Graf	300	32
2001	Ricky Lannetti	344	32
2002	Ricky Lannetti	138	30
2003	Ricky Lannetti	273	26
2004	Matt Murdock	309	25
2005	Matt Murdock	145	25
2006	Matt Murdock	207	19
2007	Josh Dixon	169	15
2008	Ray Bierbach	196	18
2009	Ray Bierbach	192	12
2010	Ray Bierbach	47	8
2011	Ray Bierbach	179	21
2012	Jarrin Campman	238	17
2013	Ryan Umpleby	112	13
2014	Ryan Umpleby	115	12
2015	John Kim	73	10
2016	John Kim	73	14



## Lycoming College Year-by-Year Leaders

(Since program reinstatement in 1954)

### KICK RETURNS

Year	Player	Yards	No.
1971	Thomas Charles	155	6
1972	Vincent Joy	257	10
1973	Lock Jennings	365	18
1976	Kevin McVey	168	8
1977	Dave Venezia	111	4
1978	Dave Venezia	158	8
1980	Dave Nolan	191	10
1981	Dave Nolan	287	13
1982	Dave Nolan	264	14
1983	Joe Shannon	190	9
1984	Jeff Robbins	248	13
1985	Frank Girardi	188	11
1986	Frank Girardi	170	10
1987	Bill Young	232	9
1988	Troy Erdman	205	9
1989	Joe DeSimone	123	6
1990	Joe DeSimone	127	10
1991	Brian Wolfgang	249	11
1992	Brian Wolfgang	192	10
1993	George Gilbert	337	15
1994	George Gilbert	217	12
1995	Brian Thompson	267	14
1996	Jamie Allen	191	9
1997	Jason Davis	363	17
1998	Jason Davis	344	11
1999	Tim Deasey	196	10
2000	Ricky Lannetti	164	7
2001	Adam Straub	264	14
2002	Ricky Lannetti	247	11
2003	Ricky Lannetti	392	18
2004	Matt Murdock	257	13
2005	R. Schiccatano	249	13
2006	Nate Hanner	130	8
2007	Josh Dixon	297	13
2008	Ray Bierbach	392	21
2009	Dre Purdy	462	19
2010	Parker Showers	402	17
2011	Craig Needhammer	408	20
2012	Parker Showers	456	17
2013	Ryan Umpleby	458	21
2014	Craig Needhammer	482	21
2015	Ryan Umpleby	679	30
2016	John Kim	349	17

### INTERCEPTIONS

Year	Player	Yards	No.
1956	Wayne Bohn	100	4
1958	Ike Williams	24	1
	Frank Agnello	10	1
	Leroy Thompson	14	1
1959	Stan Zebtron	60	1
	Charlie Johanne	74	1
	Jack Bower	42	1
	Jim Costello	29	1
1960	C. Kreilick	40	1
	Joe Blaschak	25	1
1966	Ronald Betts	17	2
1970	William Olsen	88	6
1971	Edward Biggio	64	6
1973	Tom Vanaskie	48	5
1976	Ray Radomicki	96	5
1977	Jerry McGinn	20	4
1978	Fran Harvey	28	3
	Bob DeLuca	116	3
	Paul DeJoseph	19	3
	Jim Crognale	20	3
1980	Dave Nolan	111	8
1981	Dave Nolan	69	4
1982	Dave Nolan	54	5
1983	George Connaghan	19	5
	Jim Hunt	29	5
1984	Bill Keim	44	4
1985	Bill Keim	102	5
1986	Mike Flaherty	150	5
1987	Rick Bealer	113	5
1988	Rick Bealer	59	9
1989	Rick Bealer	63	9
1990	Rick Bealer	46	8
1991	Bill Small	31	5
1992	Jeff Mahalik	70	8
1993	Scott Miller	146	9
1994	Scott Miller	103	6
1995	Matt Cosgrove	66	6
1996	Brett Zalonis	18	6
1997	Brett Zalonis	44	5
1998	John Scanlan	100	6
1999	Sean Graf	117	5
	John Scanlan	68	5
2000	Sean Graf	153	8
2001	Matt Henrich	89	6
2002	Tim Schmidt	54	4
	Matt Henrich	50	4
2003	Nick Pinto	3	5
2004	Brian Kaspick	15	3
2005	Tim Mahoney	1	4
2006	Ryan Repko	93	4
2007	Fred Bordley	7	3
	Vreeland Wood	6	3
2008	Nick Reese	85	4
2009	Jim Daley	43	4
	Ray Bierbach	101	4
	Chuck Bellitto	14	4
2010	Ray Bierbach	169	6
2011	Ray Bierbach	78	5
	Ryan Fenningham	33	5
2012	Tanner Troutman	78	5
2013	Tanner Troutman	113	8
2014	Mike Gentile	30	4
2015	Mike Ward	28	4
2016	Khamari Williams	18	2

### ALL PURPOSE

Year	Player	Total	Rush	Rcv
1954	George Walker	295	295	0
1955	Wayne Bohn	412	412	0
	John Grier	412	412	0
1956	John Joe	510	510	0
1957	John Grier	438	322	116
1958	John Grier	779	496	203
1959	Burt Richardson	620	552	68
1960	Burt Richardson	673	439	234
1961	Seth Keller	222	222	0
1962	Seth Keller	682	682	0
1963	Seth Keller	619	617	2
1964	Walter Bower	280	0	280
1965	Mike Cohen	628	279	349
1966	Dick Lewis	362	0	362
1967	Arthur Washington	353	268	0
1968	Dennis Kelly	414	391	23
1969	William Curley	374	374	0
1970	William Curley	371	371	0
1971	Thomas Hinkle	440	440	0
1972	Joy Vincent	454	0	0
1973	Lock Jennings	365	0	0
1974	K. Rosenhoover	451	451	0
1975	Sam Schiccatano	469	469	0
1976	Kevin McVey	1069	833	68
1977	Kevin McVey	547	521	26
1978	Kevin McVey	850	805	45
1979	Bill Kilpatrick	667	0	667
1980	Mike Burd	812	-7	819
1981	Mike Santoleri	655	583	72
1982	Joe Schmid	703	612	91
1983	Joe Schmid	566	474	92
1984	Joe Parsnik	801	786	15
1985	Joe Parsnik	838	790	48
1986	James O'Malley	779	0	779
1987	Frank Girardi	647	380	9
1988	Troy Erdman	969	636	128
1989	Troy Erdman	1569	1215	300
1990	Cory Sheridan	800	670	119
1991	Cory Sheridan	1160	761	399
1992	Cory Sheridan	1204	954	250
1993	George Gilbert	1179	419	118
1994	Steve Verton	765	18	747
1995	Brian Thompson	1152	775	110
1996	Jamie Allen	1335	1000	144
1997	Brian Thompson	1614	1446	168
1998	Tim Dumas	1258	-13	1271
1999	Tim Dumas	975	9	966
2000	Tim Deasey	1031	1026	-4
2001	Tim Deasey	1343	1247	96
2002	Jared Morris	1076	1005	71
2003	Ricky Lannetti	1644	24	955
2004	Matt Murdock	624	0	0
2005	Tim Brown	525	0	525
2006	Tony Kopp	524	-5	528
2007	Josh Kleinfelter	748	509	151
2008	Josh Kleinfelter	1483	1123	360
2009	Josh Kleinfelter	989	821	168
2010	Josh Kleinfelter	1254	1212	42
2011	Craig Needhammer	1057	623	26
2012	Parker Showers	1295	765	74
2013	Craig Needhammer	1539	1184	131
2014	Craig Needhammer	1867	1242	143
2015	Ryan Umpleby	1736	55	980
2016	Blake Bowman	1022	842	96



## Lycoming College Year-by-Year Leaders

(Since program reinstatement in 1954)

PUNTING				TOTAL TACKLES					SACKS			
Year	Player	Yards	No.	Year	Player	Total	Solo	Ast	Year	Player	Sacks	Yds
1954	Richard Hayes	534	19	1973	Steve Wiser	140	86	54	1976	Jerry Butler	11.0	-
1955	Wayne Bohn	775	22	1976	Randy Parsons	102	52	50	1977	Mike Prowant	8.0	-
1956	Wayne Bohn	901	27	1977	Jim Tkach	116	65	51	1978	Jerry Butler	9.0	-
1957	Wayne Bohn	779	22	1978	Jerry Butler	91	62	29	1980	Doug Schonewolf	12.0	-
1958	Bob Martz	605	20	1980	Bob Sinnott	108	72	36	1981	Mickey Pease	9.0	-
1959	Stan Okotkewicz	1045	36	1981	Steve Connaghan	94	65	29	1982	Wade Ritter	10.0	-
1960	Clarence Lutz	173	5	1982	Doug Schonewolf	70	50	20		Joe Migliarese	10.0	-
1961	Clarence Lutz	1228	39	1983	Tom Pietrzak	152	88	64		Mike Boures	10.0	-
1962	Ron Rutz	1070	34	1984	Tom Pietrzak	105	40	65	1983	Joe Sullivan	15.5	-
1963	Ron Reitz	944	28	1985	Joe Hirsch	124	75	49	1984	Chicky Pollick	7.0	-
1964	John Koval	702	22	1986	Tom Pietrzak	148	93	55		Mike Kern	7.0	-
1965	John Haines	1306	39	1987	Chicky Pollick	74	54	20	1985	Steve Fasulka	15.0	-
1966	Ronald Betts	1590	47	1988	Paul Dennis	77	50	27	1986	Chicky Pollick	9.0	-
1967	Jim Young	1745	49	1989	Bill Small	65	43	22	1987	Chicky Pollick	15.0	-
1968	Gunther Nellen	2092	62	1990	Bill Small	117	80	37		Dick Kaiser	15.0	-
1969	Gunther Nellen	2029	61	1991	Bill Small	113	53	60	1988	Mike Rantuccio	13.0	-
1970	Gunther Nellen	2695	76	1992	Bob Shull	84	56	28	1989	Vince Butaitis	10.0	-
1971	Gunther Nellen	1983	55	1993	Bob Shull	87	52	35	1990	Joe Emrick	17.0	39
1972	Rick Stewart	1978	59	1994	Scott Miller	53	38	15	1991	Don Kinney	13.5	-
1973	Rob Zimmer	1346	41	1995	Brett Zalonis	76	47	29	1992	Joe Emrick	8.0	42
1974	Rob Zimmer	1964	61	1996	John Verton	109	69	40		Andy Chulock	8.0	44
1976	Randy Steiner	1984	63	1997	Brett Zalonis	94	66	28	1993	Ken Bergmann	9.0	45
1977	Paul Scott	1841	51	1998	Jesse Gambone	59	45	14	1994	Lyle Wesneski	4.5	21
1978	Paul Scott	2125	55	1999	Cameron Coleman	64	36	28	1995	Keith Jenkins	8.0	67
1979	Paul Scott	2340	67	2000	Ryan Rupperecht	102	78	24	1996	Joe Mosser	7.5	48
1980	Doug Schonewolf	1023	29	2001	Ryan Rupperecht	78	46	32	1997	Keith Jenkins	15.5	98
1981	Doug Schonewolf	2822	76	2002	Luke Sterling	54	32	22	1998	Keith Jenkins	11.0	87
1982	Doug Schonewolf	2568	67	2003	Tim Schmidt	81	58	23	1999	Cameron Coleman	7.0	53
1983	Lance Spitler	2157	62	2004	Luke Sterling	53	36	17	2000	Mark Seagreaves	18.0	96
1984	Chris Howell	2290	57	2005	Tim Mahoney	61	31	30	2001	Ryan Rupperecht	6.0	40
1985	Chris Howell	2868	72	2006	Mike DiPlacido	60	41	19	2002	Chris Roantree	5.0	36
1986	Chris Howell	2421	62	2007	Mike DiPlacido	85	44	41	2003	Sean McGinley	15.0	84
1987	Craig Sellers	3012	85	2008	Ben Rosa	88	33	55	2004	Luke Sterling	4.0	17
1988	Craig Sellers	2360	71	2009	Chuck Bellitto	84	55	29		Mike Kozak	4.0	22
1989	Eric Welshans	2544	74	2010	Anthony Marascio	68	17	51	2005	Tim Hartingh	6.0	42
1990	Eric Welshans	2541	75	2011	Anthony Marascio	59	39	20	2006	Steve Bilous	4.0	43
1991	Ellio Domenick	829	27	2012	Kabongo Bukasa	70	28	42	2007	Ryan Yaple	14.0	86
1992	Bill Stringfell	1129	32	2013	Tyler Denike	70	40	30	2008	Ted Geurds	7.0	48
1993	Tom Ralicke	2064	58	2014	Brian Campbell	67	34	33	2009	Anthony Marascio	5.0	36
1994	Tom Ralicke	2087	60	2015	Mike Ward	69	47	22	2010	Anthony Marascio	4.5	30
1995	Tom Ralicke	2292	66	2016	Mike Ward	73	45	28	2011	Anthony Marascio	8.0	73
1996	Tom Ralicke	2563	71						2012	Nate Oropollo	10.0	59
1997	Steve Hill	2043	60						2013	Dwight Hentz	6.5	41
1998	Steve Hill	1718	46						2014	Cole Welham	8.0	33
1999	John Shaffer	1744	43						2015	Jon Rummel	4.5	18
2000	John Shaffer	1676	39						2016	Sam Romanofsky	3.0	22
2001	Brian Tonkin	1386	43									
2002	Dylan Dupuis	1274	38									
2003	Dylan Dupuis	2318	71									
2004	Dylan Dupuis	2113	62									
2005	Tim Eskridge	2084	60									
2006	Stephen Deao	1417	42									
2007	Brad Shellenberger	1682	53									
2008	Jake Lamphere	1457	47									
2009	Jake Lamphere	2015	61									
2010	Zack Czap	1831	53									
2011	Zack Czap	1622	50									
2012	Zack Czap	1546	44									
2013	Zack Czap	1713	45									
2014	Ryan Umpleby	632	20									
2015	Connor Bell	1847	56									
2016	Brandon Miller	1650	40									



## Conference Leaders



**Cory Sheridan led the MAC in rushing and touchdowns scored in 1992.**

### Individual Middle Atlantic Conference Leaders

Year	Name	Category	Value	Year	Name	Category	Value
1965	Wayne Miller	Passing Yards	649	2008	Colin Dwyer	Passing Yards	203.5
1972	Jim Rich	Receiving Yards	282	2008	Scott Erikson	Scoring by Kick	5.1
1973	Jim Rich	Receiving Yards	363	2008	Scott Erikson	Field Goals	0.91
1980	Rick Burd	Total Offense	223.4	2010	Ryan Wagaman	Receiving Yards	91.8
1984	Joe Parsnik	Rushing Yards	84.4	2010	Josh Kleinfelter	Rushing Yards	121.2
1984	Joe Parsnik	Scoring	7.5	2010	Ray Bierbach	Passes Defended	1.40
1984	Chris Howell	Punting	40.9	2010	Ray Bierbach	Interceptions	0.60
1986	Larry Barretta	Rushing Yards	82.2	2011	Zack Czap	Scoring by Kick	7.3
1986	James O'Malley	Scoring	9.0	2011	Ray Bierbach	Punt Return Average	8.5
1986	Larry Barretta	Total Offense	286.9	2011	Zack Czap	Field Goals	1.2
1986	Chris Howell	Punting	38.9	2011	Anthony Marascio	Tackles for Loss	2.0
1989	Rick Bealer	Interceptions	0.9	2011	Ray Bierbach	Interceptions	0.5
1989	Troy Erdman	Rushing Yards	106.6	2011	Ryan Fenningham	Interceptions	0.5
1990	Ed Dougherty	Total Offense	197.1	2012	Nate Oropollo	Sacks	1.00
1990	John Phillips	Scoring by Kick	6.1	2013	Tanner Troutman	Interceptions	0.8
1991	Ed Dougherty	Pass Efficiency	132.9	2013	Tyler Jenny	Pass Efficiency	150.0
1991	Ed Dougherty	Total Offense	251.0	2013	Blake Bowman	Punt Return Touchdowns	1
1992	Cory Sheridan	Rushing Yards	104.3	2014	Craig Needhammer	All-Purpose Yards	186.7
1992	Cory Sheridan	Touchdowns	1.5	2014	Tyler Jenny	Completion Percentage	0.635
1992	Jeff Mahalik	Interceptions	0.8	2014	Ryan Umpleby	Punt Return Average	9.6
1992	John Phillips	Scoring by Kick	4.9	2014	Cole Welham	Sacks	0.80
1993	Scott Miller	Interceptions	0.9	2015	Ryan Umpleby	All-Purpose Yards	173.6
1996	Steve Verton	Receiving Yards	19.1	2015	Ryan Umpleby	Kickoff Return TDs	1
1998	Jason Marraccini	Pass Efficiency	156.0	2015	Chase Whiteman	Passing Efficiency	144.5
1998	Tim Dumas	Receptions	6.9	2015	Blake Bowman	Rushing Touchdowns	17
1998	Jason Marraccini	Total Offense	267.4	2015	Blake Bowman	Rushing Yards	115.0
1998	Jason Davis	Kickoff Returns	33.9	2015	Chase Whiteman	Yards per Completion	14.25
1999	John Shaffer	Punting	40.7	2015	Chase Whiteman	Yards per Pass Attempt	8.63
2000	Sean Graf	Interceptions	0.89	2016	Mike Ward	Fumbles Recovered	5
2000	Mark Seagreaves	Tackles for Loss	3.44	2016	Zach Smith	Kickoff Return TDs	1
2000	Jesse Gambone	Fumbles Forced	0.44	2016	Blake Bowman	Rushing Touchdowns	12
2000	John Shaffer	Punting	41.3	2016	Blake Bowman	Rushing Yards	93.6
2001	Tim Deasey	Rushing Yards	138.6	2016	Blake Bowman	Scoring	8.0
2002	Phil Mann	Pass Efficiency	143.4				
2002	Dave Christensen	PAT Kicking Percentage	89.5				
2003	Chris Schrader	Field Goals	0.73				
2003	Sean McGinley	Sacks	1.27				
2003	Sean McGinley	Tackles for Loss	2.18				
2003	Luke Sterling	Fumbles Recovered	0.45				
2004	Matt Murdock	Punt Return Average	12.4				
2006	Tim Mahoney	Fumbles Recovered	0.33				
2006	Mike Monastra	Field Goals	1.11				
2006	Mike Monastra	Scoring by Kick	5.1				
2006	Matt Murdock	Punt Return Average	10.9				
2007	Ryan Yaple	Sacks	1.6				



Nate Oropollo led the MAC in sacks in 2012, posting 1.00 per game.

**Team Middle Atlantic Conference Leaders**

Year	Category	Rank	Year	Name	Value
1965	Passing Offense	174.5	2003	Pass Defense Efficiency	84.5
1973	Passing Offense	125.6	2003	Turnover Margin	+1.45
1975	Total Defense	169.8	2003	Sacks	3.45
1976	Total Defense	130.8	2003	Red Zone Offense	87.2
1979	Total Defense	165.7	2003	Opponent Third Down Conversion	27.4
1980	Passing Offense	259.2	2004	Punt Return Average	12.0
1982	Total Defense	128.8	2004	PAT Kicking Average	.960
1983	Total Defense	151.9	2005	Opponent First Downs	15.5
1984	Total Offense	178.5	2005	Total Defense	283.6
1984	Total Defense	238.3	2005	Rushing Defense	116.4
1985	Total Defense	201.0	2005	Pass Defense	167.2
1986	Rushing Offense	198.3	2006	Field Goal Percentage	.769
1986	Total Offense	407.6	2006	Time of Possession	31:35
1988	Total Defense	169.5	2008	Pass Offense	207.2
1988	Rushing Defense	47.8	2008	Opponent Fourth Down Conversion	40.0
1989	Rushing Defense	64.8	2009	Kickoff Returns	22.8
1989	Total Defense	195.9	2009	Punt Returns	16.3
1990	Rushing Defense	52.4	2009	Opponent Third Down Conversion	32.4
1990	Total Defense	170.1	2011	Scoring Defense	12.6
1991	Total Offense	427.4	2011	Total Defense	214.4
1991	Total Defense	179.4	2011	Rushing Defense	84.4
1991	Rushing Defense	67.2	2011	Pass Defense	130.0
1991	Passing Offense	264.9	2011	Pass Defense Efficiency	77.6
1991	Pass Defense Efficiency	74.4	2011	Opponent First Downs	12.4
1991	Scoring Offense	33.3	2011	Opponent Fourth Down Conversion	32.1
1991	Scoring Defense	8.8	2011	Turnover Margin	+1.80
1992	Total Defense	215.8	2012	Scoring Defense	12.4
1992	Rushing Defense	72.1	2012	Rushing Defense	87.8
1998	Total Offense	418.8	2012	Kickoff Returns	23.4
1999	Passing Defense	153.9	2012	Punt Return Average	13.2
1999	Total Defense	244.7	2012	Turnover Margin	+1.00
2000	Scoring Defense	16.2	2013	Scoring Defense	18.3
2000	Net Punting	33.2	2013	Total Defense	304.0
2000	Turnover Margin	2.00	2013	Rushing Defense	91.4
2000	Pass Defense Efficiency	137.4	2013	Passing Efficiency	150.2
2001	Scoring Defense	14.3	2013	Kickoff Returns	21.5
2001	Pass Defense	143.2	2013	Net Punting	35.5
2001	Total Defense	249.1	2013	Interceptions	1.6
2001	Pass Defense Efficiency	88.5	2013	Opponent First Downs	15.6
2001	Opponent First Downs	14.9	2013	Opponent Third Down Conversion	35.3
2001	Opponent Fourth Down Conversion	25.0	2013	Red Zone Defense	0.692
2001	Opponent Third Down Conversion	24.2	2013	Turnovers Gained	2.3
2002	Pass Defense	139.9	2014	Completion Percentage	0.633
2002	Pass Defense Efficiency	87.0	2014	Passes Intercepted	7
2002	Opponent First Downs	13.1	2014	Punt Return Defense	1.25
2002	Opponent Fourth Down Conversion	25.0	2015	Passing Yards per Completion	14.15
2002	PAT Kicking Average	.895	2015	Blocked Punts	2
2003	Scoring Defense	15.5	2016	Net Punting	36.54
2003	Total Defense	272.5			



Tanner Troutman tied for the national lead in interceptions with eight in 10 games in 2013.

NCAA Division III Leaders

Individual Leaders

Team Leaders

All Lycoming College individuals ranked in the top 10 in Division III for a season are listed below.

Year	Name	Category	Rank	Value
1984	Chris Howell	Punting	5th	40.2
1985	Larry Barretta	Pass Efficiency	9th	140.6
1985	Chris Howell	Punting	7th	40.4
<b>1986</b>	<b>Larry Barretta</b>	<b>Total Offense</b>	<b>1st</b>	<b>287.5</b>
1988	Rick Bealer	Interceptions	10th	0.9
1989	Rick Bealer	Interceptions	T-9th	0.8
1990	John Phillips	Field Goals	T-9th	1.00
1991	Ed Dougherty	Total Offense	6th	251.0
1993	Scott Miller	Interceptions	T-2nd	0.9
1998	Jason Marraccini	Pass Efficiency	9th	156.1
1998	Tim Dumas	Receiving Yards	8th	115.7
1999	John Shaffer	Punting	8th	40.7
2000	John Shaffer	Punting	4th	41.3
2000	Sean Graf	Interceptions	T-6th	0.9
2000	John Scanlan	Interceptions	T-10th	0.8
2000	Mark Seagreaves	Sacks	T-4th	1.89
2000	Mark Seagreaves	Tackles for Loss	4th	3.1
2001	Tim Deasey	Rushing Yards	7th	138.56
2001	Ryan Rupprecht	Tackles for Loss	8th	2.6
2003	Sean McGinley	Sacks	8th	1.3
2006	Mike Monastra	Field Goals	8th	1.1
2007	Ryan Yaple	Sacks	2nd	1.4
2009	Ray Bierbach	Punt Returns	6th	16.00
2009	Parker Showers	Kickoff Returns	10th	27.92
<b>2013</b>	<b>Tanner Troutman</b>	<b>Interceptions</b>	<b>T-1st</b>	<b>0.8</b>
2013	Blake Bowman	Punt Return Touchdowns	T-5th	1
2014	Craig Needhammer	All-Purpose	7th	186.7
2014	Cameron Kriner	Blocked Kicks	7th	3
2015	Ryan Umpleby	Kick Return Touchdowns	T-4th	1
<b>2016</b>	<b>Mike Ward</b>	<b>Fumble Recoveries</b>	<b>1st</b>	<b>5</b>
2016	Zach Smith	Kick Return Touchdowns	T-9th	1

All Lycoming College teams ranked in the top 10 in Division III for a season are listed below.

Year	Category	Rank	Value
<b>1975</b>	<b>Total Defense</b>	<b>1st</b>	<b>133.1</b>
<b>1976</b>	<b>Rushing Defense</b>	<b>1st</b>	<b>44.3</b>
<b>1982</b>	<b>Rushing Defense</b>	<b>1st</b>	<b>34.2</b>
1982	Scoring Defense	5th	7.1
1982	Total Defense	2nd	157.8
<b>1983</b>	<b>Total Defense</b>	<b>1st</b>	<b>154.5</b>
1983	Passing Defense	4th	85.5
1983	Rushing Defense	9th	69.0
1985	Scoring Defense	9th	8.5
1985	Rushing Defense	9th	65.3
1987	Total Defense	2nd	155.9
<b>1987</b>	<b>Rushing Defense</b>	<b>1st</b>	<b>35.4</b>
1987	Scoring Defense	3rd	7.7
1988	Total Defense	2nd	169.5
1988	Rushing Defense	2nd	47.8
1989	Total Defense	6th	182.3
1989	Rushing Defense	4th	64.2
1989	Scoring Defense	5th	6.8
1990	Total Defense	4th	180.4
1990	Rushing Defense	3rd	56.8
1990	Scoring Defense	8th	8.3
1991	Total Defense	3rd	179.4
1991	Rushing Defense	2nd	67.2
1991	Pass Offense	5th	264.9
1991	Pass Efficiency Defense	9th	73.8
1991	Scoring Defense	8th	8.8
1992	Total Defense	10th	210.6
1992	Rushing Defense	10th	75.9
1993	Turnover Margin	T-4th	+2.00
1995	Turnover Margin	T-5th	+1.88
1997	Scoring Defense	T-9th	11.4
1998	Scoring Defense	4th	9.4
1998	Net Punting	4th	37.30
1998	Kickoff Returns	3rd	25.88
1999	Pass Efficiency Defense	8th	79.1
<b>1999</b>	<b>Scoring Defense</b>	<b>1st</b>	<b>6.0</b>
1999	Net Punting	4th	38.28
2000	Turnover Margin	4th	+2.00
2009	Punt Returns	4th	16.27
2011	Rushing Defense	8th	84.40
2011	Pass Efficiency Defense	2nd	77.59
2011	Total Defense	3rd	214.40
2011	Scoring Defense	7th	12.60
2011	Turnover Margin	3rd	+1.80
2011	Pass Defense	7th	130.00
2012	Scoring Defense	4th	12.40
2013	Rushing Defense	10th	91.4
2014	Punt Return Defense	3rd	1.25
2014	Sacks	8th	3.30



**Brian Thompson became the first runner in school history to roll up more than 3,000 yards in a career in 2001.**



**Josh Kleinfelter broke the school record for career rushing yards during the 2010 season, finishing with 3,665 in his career.**

## Lycoming College Career Rushing Leaders (Since program reinstatement in 1954)

### Rushing Yards

1. 3713	Craig Needhammer (741-3713)	2011-14
2. 3665	Josh Kleinfelter (773-3665)	2007-10
3. 3267	Brian Thompson (649-3267)	1995-98
4. 2868	Tim Deasey (561-2868)	1998-01
5. 2516	Blake Bowman (488-2516)	2013-16
6. 2422	Joe Parsnik (589-2422)	1982-85
7. 2398	Cory Sheridan (616-2398)	1989-92
8. 2159	Kevin McVey (562-2159)	1976-78
9. 2111	Troy Erdman (440-2111)	1987-90
10. 2018	Larry Barretta (488-2018)	1983-86
11. 1977	Parker Showers (438-1977)	2009-12
12. 1782	Seth Keller (449-1782)	1961-64
13. 1658	John Grier (372-1658)	1955-58
14. 1579	Mike Santoleri (357-1579)	1979-82
15. 1444	Jared Morris (243-1444)	1999-02
16. 1357	Joe Schmid (411-1357)	1981-84
17. 1346	Thatcher Bornma (382-1346)	1979-82
18. 1236	Steve Hill (306-1236)	1995-98
19. 1207	John Joe (268-1207)	1955-58
20. 1150	Mike McCarty (273-1150)	1991-94
21. 1105	Frank Girardi (261-1105)	1985-88
22. 1000	Jason Davis (229-1000)	1996-99
1000	Jamie Allen (207-1000)	1996

### Rushing Attempts

1. 773	Josh Kleinfelter (773-3665)	2007-10
2. 741	Craig Needhammer (741-3713)	2011-14
3. 649	Brian Thompson (649-3267)	1995-98
4. 616	Cory Sheridan (616-2398)	1989-92
5. 589	Joe Parsnik (589-2422)	1982-85
6. 562	Kevin McVey (562-2159)	1976-78
7. 561	Tim Deasey (561-2868)	1998-01
8. 488	Larry Barretta (488-2018)	1983-86
488	Blake Bowman (488-2516)	2013-16
10. 449	Seth Keller (449-1782)	1961-64
11. 440	Troy Erdman (440-2111)	1987-90
12. 438	Parker Showers (438-1977)	2009-12
13. 411	Joe Schmid (411-1357)	1981-84

### Rushing Touchdowns

1. 39	Craig Needhammer	2011-14
2. 31	Blake Bowman	2013-16
3. 29	Tim Deasey	1998-01
4. 28	Brian Thompson	1995-98
28	Joe Parsnik	1982-85
6. 26	J Kleinfelter	2007-10
7. 24	Larry Barretta	1983-86
8. 21	J Marrassini	1995-98
21	Cory Sheridan	1989-92
10. 19	Mike Santoleri	1979-82
11. 18	Parker Showers	2009-12
12. 16	Jared Morris	1999-02
16	Kevin McVey	1976-78
14. 15	Phil Mann	2001-04
15. 14	Troy Erdman	1987-90
14	John Joe	1955-58
17. 13	Glenn Smith	2003-06
13	Jon Neve	1999-02
19. 12	Steve Hill	1995-98
12	Mike McCarty	1991-94
21. 11	Ed Dougherty	1988-91
11	Seth Keller	1961-64
23. 10	Anthony Marion	1989-92
10	Thatcher Bornma	1979-82
10	Frank Girardi	1985-88
10	Robert Miller	1998-99,02-03
10	Zach Klingler	2009-12



**Craig Needhammer holds school records for career rushing yards and touchdowns.**

### Average Yards/Rush (minimum 100 attempts)

1. 5.94	Jared Morris (243-1444)	1999-02
2. 5.39	Burt Richardson (184-991)	1957-60
3. 5.16	Blake Bowman (488-2516)	2013-15
4. 5.11	Tim Deasey (561-2868)	1998-01
5. 5.03	Brian Thompson (649-3267)	1995-98
6. 5.01	Craig Needhammer (741-3713)	2011-14
7. 4.87	Robert Miller (126-613)	1998-99,02-03
8. 4.83	Jamie Allen (207-1000)	1996
9. 4.80	Troy Erdman (440-2111)	1987-90
10. 4.74	Josh Kleinfelter (773-3665)	2007-10

### Rushing yards/game (minimum 15 games)

1. 92.8	Craig Needhammer (40 games)	2011-14
2. 91.6	Josh Kleinfelter (40 games)	2007-10
3. 84.4	Tim Deasey (34 games)	1998-01
4. 81.2	Troy Erdman (26 games)	1987-90
5. 80.0	Kevin McVey (27 games)	1976-78
6. 69.5	Brian Thompson (47 games)	1995-98
7. 64.5	Blake Bowman (39 games)	2013-16
8. 63.1	Cory Sheridan (38 games)	1989-92
9. 62.1	Joe Parsnik (39 games)	1982-85
10. 55.7	Seth Keller (32 games)	1961-64

### 100-yard rushing games

1. 16	Craig Needhammer	2011-13
2. 15	Brian Thompson	1995-98
3. 12	Josh Kleinfelter	2007-10
4. 10	Tim Deasey	1998-01
10	Blake Bowman	2013-15
6. 9	Troy Erdman	1987-90
7. 8	Cory Sheridan	1989-92
8	Joe Parsnik	1982-85
8	Kevin McVey	1976-78
10. 7	Jared Morris	1999-02
11. 6	Larry Barretta	1983-86



# Lycoming College Career Passing Leaders

(Since program reinstatement in 1954)



**Ed Dougherty holds school career records for pass attempts, pass completions, passing yards and passing touchdowns.**

### Pass Attempts

1. 1299	Ed Dougherty (720-1299-57)	1988-91
2. 881	Keith Cadden (490-881-39)	1994-96
3. 793	Tyler Jenny (499-793-18)	2011-14
4. 751	Larry Barretta (368-751-27)	1983-86
5. 740	Colin Dwyer (388-740-42)	2006-09
6. 696	Phil Mann (376-696-27)	2001-04
7. 579	Rick Burd (291-579-36)	1978-80
8. 559	Jason Marraccini (312-559-34)	1995-98
9. 521	Glenn Smith (287-521-23)	2003-06
10. 492	Chase Whiteman (280-492-18)	2013-16
11. 489	Zach Klinger (261-489-12)	2009-12
12. 474	Joe Feerrar (253-474-12)	1998-01
13. 455	Domenic Pacitti (189-455-23)	1980-83
14. 448	Ellio Domenick (227-448-30)	1990-94
15. 424	Wayne Miller (217-424-35)	1964-67

### Pass Completions

1. 720	Ed Dougherty (720-1299-57)	1988-91
2. 499	Tyler Jenny (499-793-18)	2011-14
3. 490	Keith Cadden (490-881-39)	1994-96
4. 388	Colin Dwyer (388-740-42)	2006-09
5. 376	Phil Mann (376-696-27)	2001-04
6. 368	Larry Barretta (368-751-27)	1983-86
7. 312	Jason Marraccini (312-559-34)	1995-98
8. 291	Rick Burd (291-579-36)	1978-80
9. 287	Glenn Smith (287-521-23)	2003-06
10. 280	Chase Whiteman (280-492-18)	2013-16
11. 261	Zach Klinger (261-489-12)	2009-12
12. 253	Joe Feerrar (253-474-12)	1998-01
13. 227	Ellio Domenick (227-448-30)	1990-94
14. 217	Wayne Miller (217-424-35)	1964-67
15. 189	Domenic Pacitti (189-455-23)	1980-83
16. 172	Steve Miller (172-377-31)	1967-69
17. 162	Ryan Swailes (162-332-15)	1998-99
18. 123	Gunther Nellen (123-308-28)	1968-71
19. 118	Tim Hook (118-218-16)	2007-10

### Passing Yards


1. 8850	Ed Dougherty (720-1299-57)	1988-91
2. 6340	Keith Cadden (490-881-39)	1994-96
3. 6119	Tyler Jenny (499-793-18)	2011-14
4. 5413	Larry Barretta (368-751-27)	1983-86
5. 4876	Jason Marraccini (312-559-34)	1995-98
6. 4808	Phil Mann (376-696-27)	2001-04
7. 4513	Rick Burd (291-579-36)	1978-80
8. 4188	Colin Dwyer (388-740-42)	2006-09
9. 3797	Joe Feerrar (253-474-12)	1998-01
10. 3691	Chase Whiteman (280-492-18)	2013-16
11. 3164	Zach Klinger (261-489-12)	2009-12
12. 3128	Glenn Smith (287-521-23)	2003-06
13. 2560	Ellio Domenick (227-448-30)	1990-94
14. 2385	Wayne Miller (217-424-35)	1964-67
15. 2368	Ryan Swailes (162-332-15)	1998-99
16. 2316	Domenic Pacitti (189-455-23)	1980-83
17. 1918	Steve Miller (172-377-31)	1967-69
18. 1430	Gunther Nellen (123-308-28)	1968-71
19. 1282	Tim Hook (118-218-16)	2007-10
20. 1188	Pete Waldron (80-170-15)	1980-82
21. 1094	Paul Haas (78-183-16)	1964-67
22. 1051	FrankMorogiello (70-179-18)	1976-77
23. 1015	Bill Grace (88-243-23)	1973-74

### Passing TDs

1. 84	Ed Dougherty	1988-91
2. 60	Keith Cadden	1994-96
3. 59	Larry Barretta	1983-86
4. 58	Tyler Jenny	2011-14
5. 41	Jason Marraccini	1995-98
6. 38	Rick Burd	1978-80
7. 35	Joe Feerrar	1998-01
8. 33	Phil Mann	2001-04
9. 32	Colin Dwyer	2006-09
10. 24	Zach Klinger	2009-12
24	Chase Whiteman	2013-16
12. 22	Domenic Pacitti	1980-83
13. 21	Ryan Swailes	1998-99
14. 19	Ellio Domenick	1990-94
15. 18	Glenn Smith	2003-06
16. 14	Wayne Miller	1964-67
17. 13	Paul Haas	1964-67
18. 12	FrankMorogiello	1976-77
12	Steve Miller	1967-69
20. 11	Pete Waldron	1980-82
11	Mike Cohen	1962-65

### Passes Intercepted

1. 57	Ed Dougherty (720-1299-57)	1988-91
2. 42	Colin Dwyer (388-740-42)	2006-09
3. 39	Keith Cadden (490-881-39)	1994-96
4. 36	Rick Burd (291-579-36)	1978-80
5. 35	Wayne Miller (217-424-35)	1964-67
6. 34	Jason Marraccini (312-559-34)	1995-98
7. 31	Steve Miller (172-377-31)	1967-69
8. 30	Ellio Domenick (227-448-30)	1990-94
9. 28	Gunther Nellen (123-308-28)	1968-71
10. 27	Phil Mann (376-696-27)	2001-04
27	Larry Barretta (368-751-27)	1983-86
12. 23	Glenn Smith (287-521-23)	2003-06
23	Domenic Pacitti (189-455-23)	1980-83
23	Bill Grace (88-243-23)	1973-74
15. 22	Mike Cohen (63-181-22)	1962-65
16. 21	Brian Lazewski (53-136-21)	1960-62



**Colin Dwyer completed 388 passes, the fourth most in school history from 2006-09.**



**Tyler Jenny was the third quarterback in school history to pass for 6,000 yards and he is second with 499 career completions.**



## Lycoming College Career Passing Leaders

(Since program reinstatement in 1954)



Domenic Pacitti posted a 17-4-2 record as a starter from 1980-83.

### Pass Completion Pct. (minimum 150 attempts)

1. 62.9	Tyler Jenny (499-793-18)	2011-14
2. 56.9	Chase Whiteman (280-492-18)	2013-16
3. 55.8	Jason Marraccini (312-559-34)	1995-98
4. 55.6	Keith Cadden (490-881-39)	1994-96
5. 55.4	Ed Dougherty (720-1299-57)	1988-91
6. 55.1	Glenn Smith (287-521-23)	2003-06
7. 54.1	Tim Hook (118-218-16)	2007-10
8. 54.0	Phil Mann (376-696-27)	2001-04
9. 53.4	Joe Feerrar (253-474-12)	1998-01
10. 53.4	Zach Klinger (261-489-12)	2009-12
11. 52.4	Colin Dwyer (388-740-42)	2006-09
12. 51.2	Wayne Miller (217-424-35)	1964-67
13. 50.7	Ellio Domenick (227-448-30)	1990-94
14. 50.3	Rick Burd (291-579-36)	1978-80

### Pass Efficiency (minimum 150 attempts)

1. 147.3	Tyler Jenny (499-793-18)	2011-14
2. 141.1	Jason Marraccini (312-559-34)	1995-98
3. 140.0	Joe Feerrar (253-474-12)	1998-01
4. 129.7	Keith Cadden (490-881-39)	1994-96
5. 128.7	Chase Whiteman (280-492-18)	2013-16
6. 128.3	Larry Barretta (368-751-27)	1983-86
7. 125.2	Ed Dougherty (720-1299-57)	1988-91
8. 125.0	Rick Burd (291-579-36)	1978-80
9. 120.5	Ryan Swailes (162-332-15)	1998-99
10. 119.9	Phil Mann (376-696-27)	2001-04
11. 119.0	Zach Klinger (261-489-12)	2009-12
12. 109.5	Pete Waldron (80-170-15)	1980-82
13. 108.1	Glenn Smith (287-521-23)	2003-06
14. 102.9	Colin Dwyer (388-740-42)	2006-09
15. 102.5	Tim Hook (118-218-16)	2007-10

### Average Yards/Pass Attempt (minimum 150 attempts)


1. 8.7	Jason Marraccini (312-559-34)	1995-98
2. 8.0	Joe Feerrar (253-474-12)	1998-01
3. 7.8	Rick Burd (291-579-36)	1978-80
4. 7.7	Tyler Jenny (499-793-18)	2011-14
5. 7.5	Chase Whiteman (280-492-18)	2013-16
6. 7.2	Larry Barretta (368-751-27)	1983-86
7. 7.2	Keith Cadden (490-881-39)	1994-96
8. 7.1	Ryan Swailes (162-332-15)	1998-99
9. 7.0	Pete Waldron (80-170-15)	1980-82
10. 6.9	Phil Mann (376-696-27)	2001-04

### Passing Yards/Game (minimum 15 games)

1. 198.1	Keith Cadden (32 games)	1994-96
2. 192.4	Ed Dougherty (46 games)	1988-91
3. 174.8	Tyler Jenny (35 games)	2011-14
4. 155.6	Rick Burd (29 games)	1978-80
5. 155.1	Phil Mann (31 games)	2001-04
6. 147.6	Chase Whiteman (25 games)	2013-16
7. 146.0	Joe Feerrar (26 games)	1998-01
8. 143.4	Jason Marraccini (34 games)	1995-98
9. 142.4	Larry Barretta (38 games)	1983-86
10. 139.6	Colin Dwyer (30 games)	2006-09
11. 131.6	Ryan Swailes (18 games)	1998-99
12. 126.6	Zach Klinger (25 games)	2009-12
13. 111.7	Glenn Smith (28 games)	2003-06

### Wins

1. 38	Ed Dougherty (38-7, .844)	1988-91
2. 26	Larry Barretta (26-5, .839)	1983-86
3. 24	Keith Cadden (24-8, .750)	1994-96
24	Rick Burd (24-4-1, .857)	1978-80
5. 23	Jason Marraccini (23-2, .920)	1995-98
23	Tyler Jenny (23-7, .767)	2011-14
7. 17	Domenic Pacitti (17-4-2, .810)	1980-83
17	Phil Mann (17-8, .680)	2001-04
9. 15	Joe Feerrar (15-3, .833)	1998-01
10. 14	Zach Klinger (14-6, .700)	2009-12
11. 12	John Johnson (12-4, .750)	1973-76
12. 11	Ellio Domenick (11-4-1, .733)	1990-94
11	Paul Motta (11-4-1, .733)	1955-58
14. 10	Colin Dwyer (10-13, .435)	2006-09
10	Glenn Smith (10-10, .500)	2003-06



Jason Marraccini holds the school record for winning percentage, winning 23 of 25 starts in 1997-98.



Zach Klinger finished his career with a 14-6 record as a two-year starter in 2010-11.



# Lycoming College Career Receiving Leaders

(Since program reinstatement in 1954)



Steve Verton is one of three receivers in school history to reach 2,500 career yards. He is second in yards and receptions in a career.



James O'Malley was the first receiver to catch 25 touchdown passes in a career in 1987.

### Pass Reception Yards

1.	3671	Tim Dumas (210-3671)	1996-99
2.	2998	Steve Verton (179-2998)	1993-96
3.	2621	Ryan Umpleby (166-2621)	2012-15
4.	2291	Ryan Wagaman (167-2291)	2007-10
5.	2094	Rich Kessler (127-2094)	1983-86
6.	1810	James O'Malley (104-1810)	1984-87
7.	1513	Dave Bodmer (121-1513)	1988-91
8.	1423	Jeff Wert (96-1423)	1979-82
	1423	Ricky Lannetti (100-1423)	2000-03
10.	1412	Vic Olear (99-1412)	1986-89
11.	1317	Tim Brown (86-1317)	2002-05
12.	1305	Tom Ralicke (98-1305)	1993-96
13.	1282	Matt Atkinson (106-1282)	2010-13
14.	1279	B Shellenberger (108-1279)	2006-09
15.	1218	Paul Holloman (79-1218)	1988-90
16.	1206	Brian Lafty (80-1206)	1990-93
17.	1163	Chris Dauber (55-1163)	1998-01
18.	1122	Bill Simonovich (77-1122)	1980-83
19.	1094	John Sibel (95-1094)	2011-14
20.	1037	Jake Maskerines (61-1037)	1996-99
21.	1015	Joe DeSimone (91-1015)	1989-92
22.	1003	Mike Burd (51-1003)	1978-81

### Pass Receptions

1.	210	Tim Dumas (210-3671)	1996-99
2.	179	Steve Verton (179-2998)	1993-96
3.	167	Ryan Wagaman (167-2291)	2007-10
4.	166	Ryan Umpleby (166-2621)	2012-15
5.	127	Rich Kessler (127-2094)	1983-86
6.	121	Dave Bodmer (121-1513)	1988-91
7.	108	B Shellenberger (108-1279)	2006-09
8.	106	Matt Atkinson (106-1282)	2010-13
9.	104	James O'Malley (104-1810)	1984-87
10.	100	Ricky Lannetti (100-1423)	2000-03
11.	99	Vic Olear (99-1412)	1986-89
12.	98	Tom Ralicke (98-1305)	1993-96
13.	97	Cory Sheridan (97-768)	1989-92
14.	96	Jeff Wert (96-1423)	1979-82
15.	95	John Sibel (95-1094)	2011-14
16.	91	Joe DeSimone (91-1015)	1989-92
17.	86	Tim Brown (86-1317)	2002-05
18.	83	J Kleinfelter (83-721)	2007-10
19.	80	Brian Lafty (80-1206)	1990-93
20.	79	Paul Holloman (79-1218)	1988-90
21.	78	Sean Hennigar (78-916)	2000-03
22.	77	Bill Simonovich (77-1122)	1980-83
23.	76	Tony Kopp (76-987)	2002-06

### Pass Reception TDs

1.	34	Tim Dumas	1996-99
2.	29	James O'Malley	1984-87
3.	28	Steve Verton	1993-96
4.	21	Ryan Umpleby	2012-15
5.	19	Vic Olear	1986-89
6.	18	Rich Kessler	1983-86
	18	Jeff Wert	1979-82
8.	16	Paul Holloman	1988-90
	16	Ryan Wagaman	2007-10
10.	14	Jake Maskerines	1996-99
11.	13	Jarrin Campman	2009-12
	13	B Shellenberger	2006-09
	13	Chris Dauber	1998-01
14.	11	Dave Bodmer	1988-91
	11	Bill Kilpatrick	1976-79
16.	10	Matt Atkinson	2010-13
	10	Sean Hennigar	2000-03



Tim Dumas finished his career with school records in pass reception yards, pass receptions and passing touchdowns.

### Average Yards/Catch (minimum 30 receptions)


1.	23.97	John Jordan (31-743)	1976-78
2.	21.15	Chris Dauber (55-1163)	1998-01
3.	19.67	Mike Burd (51-1003)	1978-81
4.	19.41	Joe Hanna (51-990)	1998-00
5.	17.50	Ray Withelder (56-980)	2000-02,04
6.	17.48	Tim Dumas (210-3671)	1996-99
7.	17.47	Walter Bower (38-664)	1964-67
8.	17.40	James O'Malley (104-1810)	1984-87
9.	17.40	Bill Kilpatrick (57-992)	1976-79
10.	17.28	James Jeffries (46-795)	1975-77
11.	17.00	Jake Maskerines (61-1037)	1996-99
12.	16.75	Steve Verton (179-2998)	1993-96
13.	16.49	Rich Kessler (127-2094)	1983-86
14.	15.56	Gene Daly (32-498)	1975-78
14.	15.79	Ryan Umpleby (166-2621)	2012-15
15.	15.56	Gene Daly (32-498)	1975-78
16.	15.49	Joe Regenski (63-976)	1995-98
17.	15.42	Paul Holloman (79-1218)	1988-90
18.	15.31	Tim Brown (86-1317)	2002-05
19.	15.30	Charles Shaffer (33-505)	1960-63
20.	15.27	Warren Oliver (44-672)	2010-11
21.	15.07	Brian Lafty (80-1206)	1990-93

### Receptions/Game (minimum 15 games)

1.	4.67	Tim Dumas (45 games)	1996-99
2.	4.47	Steve Verton (40 games)	1993-96
3.	4.37	Ryan Umpleby (38 games)	2012-15
4.	4.28	Ryan Wagaman (39 games)	2007-10
5.	3.53	Rich Kessler (36 games)	1983-86
6.	3.44	Nick Costello (18 games)	2015-16
7.	3.42	Matt Atkinson (31 games)	2010-13
8.	3.29	Ron Wiest (21 games)	1989,91-92
9.	3.20	Jeff Wert (30 games)	1979-82
10.	3.12	Jim Rich (16 games)	1972-75
	3.12	Ricky Lannetti (32 games)	2000-03

### 100-yard Receiving Games

1.	17	Tim Dumas	1996-99
2.	9	Steve Verton	1993-96
	9	Ryan Umpleby	2012-14
4.	8	Ryan Wagaman	2007-10
5.	7	Rich Kessler	1983-86
6.	5	James O'Malley	1984-87
	5	Mike Burd	1978-81
8.	4	Jeff Wert	1979-82
	4	Ricky Lannetti	2000-03



Larry Barretta was the first player in school history to rack up more than 7,000 career yards of total offense.



Phil Mann was the last player in school history to rack up more than 5,000 yards of total offense, reaching the mark in 2004.

## Career Total Offense/All-Purpose Leaders

(Since program reinstatement in 1954)

### Total Offense Yards

1. 8740	Ed Dougherty (1650-8740)	1988-91
2. 7431	Larry Barretta (1239-7431)	1983-86
3. 6512	Keith Cadden (1103-6512)	1994-96
4. 6310	Tyler Jenny (955-6310)	2011-14
5. 5323	Phil Mann (925-5323)	2001-04
6. 5265	Jason Marraccini (851-5265)	1995-98
7. 4601	Rick Burd (724-4601)	1978-80
8. 4202	Chase Whiteman (725-4202)	2013-16
9. 4135	Colin Dwyer (886-4135)	2006-09
10. 3713	C. Needhammer (741-3713)	2011-14
11. 3665	J Kleinfelter (773-3665)	2007-10
12. 3620	Glenn Smith (756-3620)	2003-06
13. 3577	Joe Feerrar (586-3577)	1998-01
14. 3513	Zach Klinger (644-3513)	2009-12
15. 3267	Brian Thompson (649-3267)	1995-98
16. 2868	Tim Deasey (561-2868)	1998-01
17. 2550	Ellio Domenick (594-2550)	1990-94
18. 2516	Blake Bowman (488-2516)	2013-16
19. 2435	Domenic Pacitti (643-2435)	1980-83
20. 2422	Joe Parsnik (589-2422)	1982-85
21. 2398	Cory Sheridan (618-2398)	1989-92
22. 2385	Wayne Miller (424-2385)	1964-67
23. 2364	Ryan Swailes (388-2364)	1998-99
24. 2159	Kevin McVey (563-2159)	1976-78
25. 2111	Troy Erdman (441-2111)	1987-90

### Total Offense/Game (minimum 15 games)

1. 203.5	Keith Cadden (32 games)	1994-96
2. 195.6	Larry Barretta (38 games)	1983-86
3. 190.0	Ed Dougherty (46 games)	1988-91
4. 180.3	Tyler Jenny (35 games)	2011-14
5. 171.7	Phil Mann (31 games)	2001-04
6. 168.1	Chase Whiteman (25 games)	2013-16
7. 158.7	Rick Burd (29 games)	1978-80
8. 154.9	Jason Marraccini (34 games)	1995-98
9. 140.5	Zach Klinger (25 games)	2009-12
10. 137.8	Colin Dwyer (30 games)	2006-09
11. 137.6	Joe Feerrar (26 games)	1998-01
12. 131.3	Ryan Swailes (18 games)	1998-99
13. 129.3	Glenn Smith (28 games)	2003-06

### Total Offense/Play (minimum 100 plays)

1. 6.61	Tyler Jenny (955-6310)	2011-14
2. 6.35	Rick Burd (724-4601)	1978-80
3. 6.19	Jason Marraccini (851-5265)	1995-98
4. 6.10	Joe Feerrar (586-3577)	1998-01
5. 6.09	Ryan Swailes (388-2364)	1998-99
6. 6.00	Larry Barretta (1239-7431)	1983-86
7. 5.94	Jared Morris (243-1444)	1999-02
8. 5.92	Paul Haas (185-1096)	1964-67
9. 5.90	Keith Cadden (1103-6512)	1994-96
10. 5.80	Chase Whiteman (725-4202)	2013-16



Ed Dougherty racked up 8,740 yards of total offense during his career from 1988-91.

### All-Purpose Yards

1. 5291	Craig Needhammer	2011-14
2. 4474	Josh Kleinfelter	2007-10
3. 4281	Brian Thompson	1995-98
4. 4148	Ryan Umpleby	2012-15
5. 3727	Tim Dumas	1996-99
6. 3625	Parker Showers	2009-12
7. 3194	Ricky Lannetti	2000-03
8. 3190	Tim Deasey	1998-01
9. 3177	Cory Sheridan	1989-92
10. 3138	Steve Verton	1993-96
11. 3084	Blake Bowman	2013-16
12. 2847	Troy Erdman	1987-90
13. 2489	Joe Parsnik	1982-85
14. 2466	Kevin McVey	1976-78
15. 2322	Ryan Wagaman	2007-10
16. 2313	Frank Girardi	1985-88
17. 2117	John Grier	1955-58
18. 2094	Rich Kessler	1983-86
19. 2054	Jason Davis	1996-99
20. 2018	Larry Barretta	1983-86

### All-Purpose Yards/Game (minimum 15 games)

1. 132.3	Craig Needhammer (40 games)	2011-14
2. 111.8	Josh Kleinfelter (40 games)	2007-10
3. 109.5	Troy Erdman (26 games)	1987-90
4. 109.2	Ryan Umpleby (38 games)	2012-15
5. 99.8	Ricky Lannetti (32 games)	2000-03
6. 95.4	Parker Showers (38 games)	2009-12
7. 93.8	Tim Deasey (34 games)	1998-01
8. 91.3	Kevin McVey (27 games)	1976-78
9. 91.1	Brian Thompson (47 games)	1995-98
10. 83.6	Cory Sheridan (38 games)	1989-92
11. 82.8	Tim Dumas (45 games)	1996-99
12. 79.1	Blake Bowman (39 games)	2013-16
13. 78.7	George Gilbert (23 games)	1992-94
14. 78.4	Steve Verton (40 games)	1993-96
15. 70.6	John Grier (30 games)	1955-58



# Lycoming College Career Scoring Leaders

(Since program reinstatement in 1954)



John Phillips holds the school record for total points scored with 222.

### Total points scored

1.	252	Craig Needhammer (42 TD)	2011-14
2.	222	John Phillips (132 PAT, 30 FG)	1989-92
3.	216	Tim Dumas (35 TD, 3 PAT)	1996-99
4.	204	Brian Thompson (34 TD)	1995-98
5.	202	Tim Deasey (33 TD, 2 PAT)	1998-01
6.	198	Blake Bowman (33 TD)	2013-16
7.	188	Rusty Fricke (101 PAT, 29 FG)	1983-86
8.	181	Jeff Cook (124 PAT, 19 FG)	1994-97
9.	174	James O'Malley (29 TD)	1984-87
		Steve Verton (29 TD)	1993-96
11.	173	Zack Czap (98 PAT, 25 FG)	2010-13
12.	168	Cory Sheridan (28 TD)	1989-92
		Joe Parsnik (28 TD)	1982-85
14.	162	Josh Kleinfelter (27 TD)	2007-10
15.	154	Lance Spittler (82 PAT, 24 FG)	1980-83
16.	144	Larry Barretta (24 TD)	1983-86
17.	132	Ryan Umpleby (22 TD)	2012-15
18.	131	Devon Flynn (92 PAT, 13 FG)	2014-16
19.	128	Jason Marraccini (21 TD, 1 PAT)	1995-98
20.	126	Mike Santoleri (21 TD)	1979-82
		Jeff Wert (21 TD)	1979-82
22.	125	Robbi Bleistein (77 PAT, 16 FG)	1976-79
23.	120	Parker Showers (20 TD)	2009-12
24.	118	Troy Erdman (19 TD, 2 PAT)	1987-90
25.	114	John Grier (19 TD)	1955-58
		Vic Olear (19 TD)	1986-89
		Steve Hill (19 TD)	1995-98
28.	108	Jared Morris (18 TD)	1999-02
		Rich Kessler (18 TD)	1983-86
30.	102	Paul Holloman (17 TD)	1988-90



Brian Thompson is the first player in school history to post more than 200 points in a career, reaching the mark in 1998.

### Touchdowns scored

1.	42	Craig Needhammer (39 rush, 3 rcv)	2011-14
2.	35	Tim Dumas (1 rush, 34 rcv)	1996-99
3.	34	Brian Thompson (28 rush, 6 rcv)	1995-98
4.	33	Tim Deasey (29 rush, 4 rcv)	1998-01
		Blake Bowman (31 rush, 1 rcv, 1 ret)	2013-16
6.	29	James O'Malley (29 rcv)	1984-87
		Steve Verton (1 rush, 28 rcv)	1993-96
8.	28	Cory Sheridan (21 rush, 7 rcv)	1989-92
		Joe Parsnik (28 rush)	1982-85
10.	27	J Kleinfelter (26 rush, 1 rcv)	2007-10
11.	24	Larry Barretta (24 rush)	1983-86
12.	22	Ryan Umpleby (21 rcv, 1 ret)	2012-15
13.	21	Mike Santoleri (19 rush, 2 rcv)	1979-82
		Jeff Wert (1 rush, 18 rcv, 2 ret)	1979-82
		J Marraccini (21 rush)	1995-98
16.	20	Parker Showers (18 rush, 1 rcv, 1 ret)	2009-12
17.	19	Troy Erdman (14 rush, 5 rcv)	1987-90
		John Grier (8 rush, 9 rcv, 2 ret)	1955-58
		Vic Olear (19 rcv)	1986-89
		Steve Hill (12 rush, 7 rcv)	1995-98
21.	18	Jared Morris (16 rush, 2 rcv)	1999-02
		Rich Kessler (18 rcv)	1983-86
23.	17	Paul Holloman (1 rush, 16 rcv)	1988-90
24.	16	Kevin McVey (16 rush)	1976-78
		Ryan Wagaman (16 rcv)	2007-10
26.	15	John Joe (14 rush, 1 ret)	1955-58
		Mike McCarty (12 rush, 3 rcv)	1991-94
		Jarrin Campman (1 rush, 13 rcv, 1 ret)	2009-12
		Phil Mann (15 rush)	2001-04
		Jon Neve (13 rush, 2 rcv)	1999-02

### TDs responsible for

1.	95	Ed Dougherty	1988-91
2.	83	Larry Barretta	1983-86
3.	66	Tyler Jenny	2011-14
4.	65	Keith Cadden	1994-96
5.	62	Jason Marraccini	1995-98
6.	48	Phil Mann	2001-04
7.	42	Craig Needhammer	2011-14
8.	41	Rick Burd	1978-80
9.	38	Joe Feerrar	1998-01
10.	35	Colin Dwyer	2006-09
		Tim Dumas	1996-99
12.	34	Zach Klinger	2009-12
		Brian Thompson	1995-98
14.	33	Blake Bowman	2013-16
		Tim Deasey	1998-01
16.	31	Glenn Smith	2003-06
17.	30	Chase Whiteman	2013-16
18.	29	James O'Malley	1984-87
		Steve Verton	1993-96
20.	28	Cory Sheridan	1989-92
		Joe Parsnik	1982-85
22.	27	Domenic Pacitti	1980-83
		J Kleinfelter	2007-10
24.	25	Ryan Swailes	1998-99
25.	24	Ellio Domenick	1990-94
26.	22	Ryan Umpleby	2012-15
27.	21	Jeff Wert	1979-82
		Mike Cohen	1962-65
		Mike Santoleri	1979-82
30.	20	Parker Showers	2009-12



Tim Dumas holds the school record for touchdowns scored with 35.



Rusty Fricke is one of two kickers in school history to post more than 25 field goals in a career.



John Shaffer holds the school record for punt yardage, averaging 41.03 yards per kick.

## Career Kicking/Punting Leaders

(Since program reinstatement in 1954)

### PAT Kicks Made

1.	132	John Phillips (132-147)	1989-92
2.	124	Jeff Cook (124-147)	1994-97
3.	101	Rusty Fricke (101-106)	1983-86
4.	98	Zack Czap (98-110)	2010-13
5.	92	Devon Flynn (92-104)	2014-16
6.	82	Lance Spitler (82-95)	1980-83
7.	77	Robbi Bleistein (77-84)	1976-79
8.	57	D. Christensen (57-66)	2000-02
9.	56	Chris Schrader (56-61)	2003-04
10.	45	T.J. Chiarolanza (45-51)	2009-10
11.	37	Mike Monastra (37-40)	2005-06
12.	34	John Shaffer (34-46)	1997-00
13.	32	Scott Erickson (32-37)	2007-08
14.	30	Matt Schaeffer (30-36)	1997-99

### PAT Kicks Attempted

1.	147	John Phillips (132-147)	1989-92
	147	Jeff Cook (124-147)	1994-97
3.	110	Zack Czap (98-110)	2010-13
4.	106	Rusty Fricke (101-106)	1983-86
5.	104	Devon Flynn (92-104)	2014-16
6.	95	Lance Spitler (82-95)	1980-83
7.	84	Robbi Bleistein (77-84)	1976-79
8.	66	D. Christensen (57-66)	2000-02
9.	61	Chris Schrader (56-61)	2003-04
10.	51	T.J. Chiarolanza (45-51)	2009-10

### PAT Kick Pct. (minimum 20 attempts)

1.	95.3	Rusty Fricke (101-106)	1983-86
2.	92.5	Mike Monastra (37-40)	2005-06
3.	91.8	Chris Schrader (56-61)	2003-04
4.	91.7	Robbi Bleistein (77-84)	1976-79
5.	91.0	Devon Flynn (71-78)	2014-15
6.	90.0	Bill Eddis (27-30)	1989-91,93
7.	89.8	John Phillips (132-147)	1989-92
8.	88.5	Devon Flynn (92-104)	2014-16
9.	88.2	T.J. Chiarolanza (45-51)	2009-10
10.	86.5	Scott Erickson (32-37)	2007-08

### Field Goals Made

1.	30	John Phillips (30-45)	1989-92
2.	29	Rusty Fricke (29-46)	1983-86
3.	25	Zack Czap (25-36)	2010-13
4.	24	Lance Spitler (24-48)	1980-83
5.	19	Jeff Cook (19-30)	1994-97
	19	Porfirio Goncalves (19-34)	1971-74
7.	16	Robbi Bleistein (16-38)	1976-79
8.	13	Devon Flynn (13-26)	2014-16
9.	12	Mike Monastra (12-17)	2005-06
	12	Chris Schrader (12-25)	2003-04
11.	11	T.J. Chiarolanza (11-18)	2009-10
	11	Scott Erickson (11-18)	2007-08
13.	10	John Shaffer (10-24)	1997-00

### Field Goals Attempted

1.	48	Lance Spitler (24-48)	1980-83
2.	46	Rusty Fricke (29-46)	1983-86
3.	45	John Phillips (30-45)	1989-92
4.	38	Robbi Bleistein (16-38)	1976-79
5.	36	Zack Czap (25-36)	2010-13
6.	34	Porfirio Goncalves (19-34)	1971-74
7.	30	Jeff Cook (19-30)	1994-97
8.	26	Devon Flynn (13-26)	2014-16
9.	25	Chris Schrader (12-25)	2003-04
10.	24	John Shaffer (10-24)	1997-00

### Field Goal Pct.

<b>(minimum 10 attempts)</b>			
1.	70.6	Mike Monastra (12-17)	2005-06
2.	69.4	Zack Czap (25-36)	2010-13
3.	66.7	John Phillips (30-45)	1989-92
4.	63.3	Jeff Cook (19-30)	1994-97
5.	63.0	Rusty Fricke (29-46)	1983-86
6.	61.1	Scott Erickson (11-18)	2007-08
	61.1	T.J. Chiarolanza (11-18)	2009-10
8.	55.9	Porfirio Goncalves (19-34)	1971-74
9.	50.0	Devon Flynn (13-26)	2014-16
	50.0	Lance Spitler (24-48)	1980-83

### Punt Yards

1.	9006	Tom Ralicke (255-9006)	1993-96
2.	8799	Gunther Nellen (254-8799)	1968-71
3.	7579	Chris Howell (191-7579)	1983-86
4.	6712	Zack Czap (192-6712)	2010-13
5.	6413	Doug Schonewolf (172-6413)	1979-82
6.	6306	Paul Scott (173-6306)	1977-79
7.	5734	Dylan Dupuis (172-5734)	2001-04
8.	5372	Craig Sellers (156-5372)	1986-88
9.	5085	Eric Welshans (149-5085)	1987-90
10.	3799	Steve Hill (107-3799)	1995-98
11.	3529	John Shaffer (86-3529)	1997-00

### Punt Attempts

1.	255	Tom Ralicke (255-9006)	1993-96
2.	254	Gunther Nellen (254-8799)	1968-71
3.	192	Zack Czap (192-6712)	2010-13
4.	191	Chris Howell (191-7579)	1983-86
5.	173	Paul Scott (173-6306)	1977-79
6.	172	Doug Schonewolf (172-6413)	1979-82
	172	Dylan Dupuis (172-5734)	2001-04
8.	156	Craig Sellers (156-5372)	1986-88
9.	149	Eric Welshans (149-5085)	1987-90
10.	108	Jake Lamphere (108-3472)	2008-09
11.	107	Steve Hill (107-3799)	1995-98
12.	102	Rob Zimmer (102-3310)	1973-74

### Average Yards/Punt (minimum 40 attempts)

1.	41.25	Brandon Miller (40-1650)	2016
2.	41.03	John Shaffer (86-3529)	1997-00
3.	39.68	Chris Howell (191-7579)	1983-86
4.	37.28	Doug Schonewolf (172-6413)	1979-82
5.	36.45	Paul Scott (173-6306)	1977-79
6.	35.61	Jim Young (49-1745)	1964,67
7.	35.50	Steve Hill (107-3799)	1995-98
8.	35.32	Tom Ralicke (255-9006)	1993-96
9.	35.09	Bill Stringfell (43-1509)	1991-92
10.	34.96	Zack Czap (192-6712)	2010-13
11.	34.79	Lance Spitler (63-2192)	1980-83
12.	34.74	Tim Eskridge (61-2119)	2002,04-05
13.	34.64	Gunther Nellen (254-8799)	1968-71
14.	34.58	Wayne Bohn (71-2455)	1955-57
15.	34.44	Craig Sellers (156-5372)	1986-88
16.	34.13	Eric Welshans (149-5085)	1987-90
17.	33.83	Ronald Betts (47-1590)	1965-66
18.	33.72	Connor Bell (68-2293)	2015-16
19.	33.53	Rick Stewart (59-1978)	1971-72
20.	33.34	Dylan Dupuis (172-5734)	2001-04
21.	33.13	Stephen Deao (46-1524)	2005-06



# Lycoming College Career Return Leaders

(Since program reinstatement in 1954)



Ricky Lannetti is the last Warrior to post two punt return touchdowns in his career, reaching the mark in 2003.



Jason Davis is third in school history with 846 kick return yards in his career.

### Punt Return Yards

1.	1274	Rick Bealer (154-1274)	1987-90
2.	772	Ricky Lannetti (90-772)	2000-03
3.	726	Dave Nolan (99-726)	1978-79,79-82
4.	710	Matt Murdock (78-710)	2003-06
5.	639	Frank Girardi (94-639)	1985-88
6.	614	Ray Bierbach (59-614)	2008-11
7.	532	Vincent Joy (53-532)	1969-72
8.	497	George Gilbert (60-497)	1992-94
9.	483	Sean Graf (46-483)	1997-00
10.	319	Joe Shannon (50-319)	1980-83

### Kick Return Yards

1.	1223	Craig Needhammer (56-1223)	2011-14
2.	1221	Parker Showers (47-1221)	2009-12
3.	1212	Ryan Umpleby (55-1212)	2012-15
4.	987	Ricky Lannetti (45-987)	2000-03
5.	846	Jason Davis (34-846)	1996-99
6.	759	Dave Nolan (38-759)	1978-79,79-82
7.	657	George Gilbert (33-657)	1992-94
8.	583	Brian Wolfgang (32-583)	1991-94
9.	560	Josh Dixon (29-560)	2007-10
10.	492	John Kim (26-492)	2015-16



Parker Showers set then school records for kick return yardage and kick returns in 2012.

### Punt Returns

1.	154	Rick Bealer (154-1274)	1987-90
2.	99	Dave Nolan (99-726)	1978-82
3.	94	Frank Girardi (94-639)	1985-88
4.	90	Ricky Lannetti (90-772)	2000-03
5.	78	Matt Murdock (78-710)	2003-06
6.	60	George Gilbert (60-497)	1992-94
	60	Dwight Stilwell (60-292)	1975-77
8.	59	Ray Bierbach (59-614)	2008-11
9.	53	Vincent Joy (53-532)	1969-72
10.	50	Joe Shannon (50-319)	1980-83

### Kick Returns

1.	56	Craig Needhammer (56-1223)	2011-14
2.	55	Ryan Umpleby (55-1212)	2012-15
3.	47	Parker Showers (47-1221)	2009-12
4.	45	Ricky Lannetti (45-987)	2000-03
5.	38	Dave Nolan (38-759)	1978-79,79-82
6.	34	Jason Davis (34-846)	1996-99
7.	33	George Gilbert (33-657)	1992-94
8.	32	Brian Wolfgang (32-583)	1991-94
9.	29	Josh Dixon (29-560)	2007-10
10.	26	John Kim (26-492)	2015-16

### Punt Return TDs

1.	2	Tom Vanaskie	1971-74
	2	John Grier	1955-58
	2	Jeff Wert	1979-82
	2	Vincent Joy	1969-72
	2	Rick Bealer	1987-90
	2	Ricky Lannetti	2000-03

### Kick Return TDs

1.	1	Bob Jones	1965-66
	1	Jay Tray	1966-68
	1	Parker Showers	2009-12
	1	John Joe	1955-58
	1	Zach Smith	2015-16
	1	Ken Polcyn	1954-57
	1	Ryan Umpleby	2012-15

### Average Yards/Punt Return (minimum 15 attempts)

1.	13.83	Jarrin Campman (18-249)	2009-12
2.	10.50	Sean Graf (46-483)	1997-00
3.	10.41	Ray Bierbach (59-614)	2008-11
4.	10.04	Vincent Joy (53-532)	1969-72
5.	9.40	Josh Dixon (20-188)	2007-10
6.	9.12	Brett Zalonis (16-146)	1994-97
7.	9.10	Matt Murdock (78-710)	2003-06
8.	8.95	Kirby Fenton (20-179)	1977-79
9.	8.94	Jeff Wert (31-277)	1979-82
10.	8.58	Ricky Lannetti (90-772)	2000-03

### Average Yards/Kick Return (minimum 15 attempts)

1.	25.98	Parker Showers (47-1221)	2009-12
2.	24.88	Jason Davis (34-846)	1996-99
3.	24.32	Dre Purdy (19-462)	2009
4.	22.04	Ryan Umpleby (55-1212)	2012-15
5.	21.93	Ricky Lannetti (45-987)	2000-03
6.	21.84	Craig Needhammer (56-1223)	2011-14
7.	20.28	Lock Jennings (18-365)	1973-74
8.	19.97	Dave Nolan (38-759)	1978-82
9.	19.91	George Gilbert (33-657)	1992-94
10.	19.61	Ray Bierbach (23-451)	2008-11



## Lycoming College Career Tackling Leaders

(Since program reinstatement in 1954)



Anthony Marascio is 16th in school history with 227 career tackles and 15th with 18.5 sacks.



Chicky Pollick holds the school's career record with 44 career sacks.

### Total Tackles

1.	440	Tom Pietrzak (244-196)	1982-84,86
2.	369	Bill Small (235-134)	1987-91
3.	273	Joe Hirsch (134-139)	1982-86
	273	Brett Zalonis (177-96)	1994-97
5.	272	Chuck Bellitto (162-110)	2007-10
6.	255	Wade Ritter (154-101)	1980-83
7.	247	Rick Bealer (184-63)	1987-90
8.	245	Ryan Rupprecht (171-74)	1998-01
	245	Jerry Butler (164-81)	1975-78
10.	244	Dick Kaiser (140-104)	1985-87
11.	242	Mickey Pease (161-81)	1978-81
12.	241	Luke Sterling (134-107)	2002-05
13.	231	Chicky Pollick (152-79)	1984-87
	231	Cameron Coleman (133-98)	1996-99
15.	229	Ron Hoover (145-84)	1977-80
16.	227	A Marascio (102-125)	2008-11
17.	223	Bob Shull (139-84)	1991-94
18.	211	John Scanlan (169-42)	1997-00
	211	Kabongo Bukasa (97-114)	2010-13
20.	208	Jon DeFoe (141-67)	1987-90
21.	206	Don Kinney (126-80)	1987-89,91
	206	Keith Jenkins (131-75)	1995-98
23.	203	Jesse Gambone (151-52)	1996-00
24.	201	Mike Boures (123-78)	1981-83,85
	201	Doug Schonewolf (145-56)	1979-82
26.	200	Jeff Tinney (150-50)	1997-00

### Unassisted Tackles

1.	244	Tom Pietrzak (244-196)	1982-84,86
2.	235	Bill Small (235-134)	1987-91
3.	184	Rick Bealer (184-63)	1987-90
4.	177	Brett Zalonis (177-96)	1994-97
5.	171	Ryan Rupprecht (171-74)	1998-01
6.	169	John Scanlan (169-42)	1997-00
7.	164	Jerry Butler (164-81)	1975-78
8.	162	Chuck Bellitto (162-110)	2007-10
9.	161	Mickey Pease (161-81)	1978-81
10.	154	Wade Ritter (154-101)	1980-83
11.	152	Chicky Pollick (152-79)	1984-87
12.	151	Jesse Gambone (151-52)	1996-00
13.	150	Jeff Tinney (150-50)	1997-00

### Assisted Tackles

1.	196	Tom Pietrzak (244-196)	1982-84,86
2.	139	Joe Hirsch (134-139)	1982-86
3.	134	Bill Small (235-134)	1987-91
4.	125	A Marascio (102-125)	2008-11
5.	115	Dwight Hentz (63-115)	2010-13
6.	114	Kabongo Bukasa (97-114)	2010-13
7.	110	Chuck Bellitto (162-110)	2007-10
8.	107	Luke Sterling (134-107)	2002-05
9.	104	Dick Kaiser (140-104)	1985-87
10.	101	Wade Ritter (154-101)	1980-83

### Yards from Sacks

1.	304	Keith Jenkins (40-2/304)	1995-98
2.	260	Mark Seagreaves (40-4/260)	1997-00
3.	163	Cameron Coleman (21-2/163)	1996-99
4.	141	Anthony Marascio (16-5/141)	2008-11
5.	127	Dwight Hentz (14-11/127)	2010-13
6.	115	Ryan Yaple (15-5/115)	2004-07
7.	102	Todd Riescher (7-5/102)	1999-00
8.	101	Ted Geurds (11-8/101)	2006-09
9.	95	Luke Sterling (13-4/95)	2002-05
10.	88	Zach Latsha (12-2/88)	1999-02
	88	Nate Oropollo (10-8/88)	2009-12
	88	Braden Zeiner (10-7/88)	2011-14

### Quarterback sacks

1.	44.0	Chicky Pollick	1984-87
2.	42.0	Mark Seagreaves (40-4/260)	1997-00
3.	41.0	Keith Jenkins (40-2/304)	1995-98
4.	34.5	Don Kinney (34-1/0)	1987-89,91
5.	28.5	Mike Boures (28-1/0)	1981-83,85
6.	27.0	Doug Schonewolf (27-0/0)	1979-82
7.	25.0	Joe Emrick (25-0/81)	1989-92
	25.0	Wade Ritter (23-4/0)	1980-83
9.	22.0	Cameron Coleman (21-2/163)	1996-99
	22.0	Mike Rantuccio (22-0/0)	1984-85,87-88
	22.0	Mike Gilmore (22-0/0)	1984-85,87-88
	22.0	Jerry Butler (22-0/0)	1975-78
13.	21.5	Joe Sullivan (19-5/0)	1981-83
14.	19.5	Dwight Hentz (14-11/127)	2010-13
15.	19.0	Dick Kaiser (19-0/0)	1985-87
16.	18.5	A Marascio (16-5/141)	2008-11
17.	17.5	Ryan Yaple (15-5/115)	2004-07
18.	17.0	Mike Prowant (17-0/0)	1974-77
	17.0	Mickey Pease (17-0/0)	1978-81
20.	16.5	Shawn Bell (15-3/84)	1993-96
21.	15.0	Steve Fasulka (15-0/0)	1985-86
	15.0	Vince Butaitis (15-0/0)	1986-89
	15.0	Luke Sterling (13-4/95)	2002-05
	15.0	Ted Geurds (11-8/101)	2006-09

### Yards from Tackles for Loss

1.	325	Mark Seagreaves (75/325)	1997-00
2.	214	Cameron Coleman (55/214)	1996-99
3.	208	Keith Jenkins (46/208)	1995-98
4.	196	Anthony Marascio (36-18/196)	2008-11
5.	182	Dwight Hentz (24-29/182)	2010-13
6.	146	Luke Sterling (38-0/146)	2002-05
7.	145	Ryan Yaple (27-6/145)	2004-07
8.	140	Chris Roantree (33-0/140)	1999-02
9.	136	Ted Geurds (21-22/136)	2006-09
10.	135	Ryan Rupprecht (45-0/135)	1998-01
11.	131	Zach Latsha (40-0/131)	1999-02
12.	120	Nate Oropollo (19-12/120)	2009-12
13.	113	Todd Riescher (18-0/113)	1999-00
14.	110	Braden Zeiner (17-14/110)	2011-14
15.	105	Sean McGinley (24-0/105)	2000-03
16.	103	Dave VanNort (33-0/103)	2003-06

### Tackles for Loss

1.	75.0	Mark Seagreaves (75-0/325)	1997-00
2.	55.0	Cameron Coleman (55-0/214)	1996-99
3.	46.5	Don Kinney (46-1/0)	1987-89,91
4.	46.0	Keith Jenkins (46-0/208)	1995-98
5.	45.0	Ryan Rupprecht (45-0/135)	1998-01
	45.0	A Marascio (36-18/196)	2008-11
7.	40.0	Zach Latsha (40-0/131)	1999-02
8.	38.5	Dwight Hentz (24-29/182)	2010-13
9.	38.0	Luke Sterling (38-0/146)	2002-05
10.	34.0	Chicky Pollick (34-0/0)	1984-87
11.	33.0	Dave VanNort (33-0/103)	2003-06
	33.0	Chris Roantree (33-0/140)	1999-02
13.	32.0	Ted Geurds (21-22/136)	2006-09
14.	30.0	Brett Zalonis (30-0/93)	1994-97
	30.0	Ryan Yaple (27-6/145)	2004-07
16.	29.0	Jesse Gambone (29-0/91)	1996-00
17.	27.5	Mike DiPlacido (22-11/84)	2005-07
18.	25.5	Cole Welham (18-15/89)	2012-15
19.	25.0	Nate Oropollo (19-12/120)	2009-12
	25.0	Ken Bergmann (25-0/91)	1991-94



# Lycoming College Career Defensive Leaders

(Since program reinstatement in 1954)



Brett Zalonis notched two returns for a touch-down in his career.



Ryan Fenningham, an all-conference defensive back, returned a fumble for a touchdown in 2011.

### Interception Return Yards

1.	348	Ray Bierbach (15-348)	2008-11
2.	297	John Scanlan (22-297)	1997-00
3.	295	Sean Graf (15-295)	1997-00
4.	281	Rick Bealer (31-281)	1987-90
5.	249	Scott Miller (17-249)	1991-94
6.	234	Dave Nolan (17-234)	1978-82
7.	230	Mike Flaherty (10-230)	1984-87
8.	220	Ryan Repko (8-220)	2003-06
9.	214	Jesse Gambone (13-214)	1996-00
10.	201	Tanner Troutman (16-201)	2011-14
11.	181	Matt Murdock (9-181)	2003-06
12.	180	Brett Zalonis (18-180)	1994-97
13.	169	Bill Keim (10-169)	1982-85

### Interceptions

1.	31	Rick Bealer (31-281)	1987-90
2.	22	John Scanlan (22-297)	1997-00
3.	18	Brett Zalonis (18-180)	1994-97
4.	17	Scott Miller (17-249)	1991-94
	17	Dave Nolan (17-234)	1978-79,79-82
6.	16	Tanner Troutman (16-201)	2011-14
7.	15	Ray Bierbach (15-348)	2008-11
	15	Sean Graf (15-295)	1997-00
	15	Bill Small (15-149)	1987-91
10.	13	Jesse Gambone (13-214)	1996-00
11.	11	Matt Henrich (11-139)	1999-02
	11	Jeff Mahalik (11-93)	1989-92
	11	Jason Logue (11-74)	1993-96
	11	George Connagha (11-62)	1981-83
15.	10	Mike Flaherty (10-230)	1984-87
	10	Bill Keim (10-169)	1982-85
	10	Joe Shannon (10-141)	1980-83
	10	Tom Hartman (10-115)	1988-91
	10	Matt Cosgrove (10-95)	1994-97
	10	Ryan Fenningham (10-48)	2010-12

### Interception Return TDs

1.	3	Brett Zalonis	1994-97
2.	2	John Scanlan	1997-00
	2	Bill Keim	1982-85
	2	Sean Graf	1997-00
	2	Mike Venango	1995-98
	2	Jesse Gambone	1996-00
	2	Vincent Joy	1969-72
	2	Wayne Bohn	1955-57

### Passes Defended

1.	60	Rick Bealer (29 brup, 31 int)	1987-90
2.	53	Mike Flaherty (43 brup, 10 int)	1984-87
3.	51	Brett Zalonis (33 brup, 18 int)	1994-97
4.	49	John Scanlan (27 brup, 22 int)	1997-00
5.	40	Scott Miller (23 brup, 17 int)	1991-94
	40	Joe Harvey (32 brup, 8 int)	1983-86
7.	38	Sean Graf (23 brup, 15 int)	1997-00
8.	35	Clay McCarty (26 brup, 9 int)	1991-94
9.	33	Dave Nolan (16 brup, 17 int)	1978-82
	33	Bill Small (18 brup, 15 int)	1987-91
11.	31	Joe Shannon (21 brup, 10 int)	1980-83
12.	30	Matt Talerico (26 brup, 4 int)	2009-12
	30	Brian Kaspick (21 brup, 9 int)	2001-04
	30	Tanner Troutman (14 brup, 16 int)	2011-14
	30	Vreeland Wood (22 brup, 8 int)	2004-07
	30	Ray Bierbach (15 brup, 15 int)	2008-11
	30	Brad Gilmore (22 brup, 8 int)	1993-96

### Fumble return TDs

1.	1	Steve Weigle	1973-76
	1	D. Heintzelman	2004-07
	1	Wyatt Entz	2015
	1	Harry Salvaggio	1968-71
	1	Mark Boehm	1973-74
	1	Mike Prowant	1974-77
	1	Matt Talerico	2009-12
	1	John Cox	1956-59
	1	Chris Tribanas	2006,08
	1	Ryan Fenningham	2010-12
	1	Jim Miller	1956-58
	1	Mike Piotrowicz	2002-04
	1	Zach Smith	2015-16
	1	Garrett Zoschg	2000,02-03
	1	Steve DiMichele	1971-72
	1	Matt Murdock	2003-06
	1	Ray Bierbach	2008-11
	1	Luke Sterling	2002-05
	1	Ron Betts	1967
	1	Ryan Rupprecht	1998-01
	1	Emery Hanscom	1956
	1	Kody Flail	2011-13
	1	Ike Williams	1957-58

### Fumbles forced

1.	8	Keith Jenkins	1995-98
	8	John Verton	1995-96
3.	6	Anthony Marascio	2008-11
	6	Jeff Oakley	1991-94
5.	5	Cameron Coleman	1996-99
	5	Tim Schmidt	2001-03
	5	Brett Zalonis	1994-97
8.	4	Spencer Reynolds	1992-95
	4	Luke Sterling	2002-05
	4	Dave VanNort	2003-06
	4	Shawn Bell	1993-96
	4	Jeff Tinney	1997-00
	4	Andy Chulock	1987-89,91-92
	4	Kabongo Bukasa	2010-13
	4	John Scanlan	1997-00
	4	Rick Bealer	1987-90
	4	Ted Geurds	2006-09

### Fumbles recovered

1.	11	Wade Ritter	1980-83
2.	10	Mike Gilmore	1984-85,87-88
3.	9	Chicky Pollick	1984-87
4.	8	Joe Wade	1985-86,88-89
	8	Keith Jenkins	1995-98
6.	7	Doug Schonewolf	1979-82
	7	Mark Sitler	1982-85
	7	Ron Hoover	1977-80
	7	Don Kinney	1987-89,91
	7	Vince Butaitis	1986-89
11.	6	Mike Ward	2014-16
	6	John Scanlan	1997-00
13.	5	Garrett Zoschg	2000,02-03
	5	Sean Graf	1997-00
	5	Jim Tkach	1974-77
	5	Jon DeFoe	1987-90
	5	Luke Sterling	2002-05
	5	Steve Connaghan	1979-81
	5	Mike Prowant	1974-77
	5	Mickey Pease	1978-81
	5	Bob Sinnott	1977-80

### Blocked kicks

1.	4	Mike Prowant	1974-77
2.	3	Steve Wiser	1970-73
	3	Mike Venango	1995-98
	3	C.J. Arhontakis	2010-13
	3	Cam Kriner	2011-14



Troy Erdman became the first 1,000-yard rusher in school history, notching 1,215 yards in 1989.



Jared Morris holds the school record for average yards per rush at 6.32 in 2002.

## Lycoming College Single-Season Rushing Leaders

(Since program reinstatement in 1954)

### Rushing yards

1.	1446	Brian Thompson (253-1446)	1997
2.	1247	Tim Deasey (234-1247)	2001
3.	1242	Craig Needhammer (231-1242)	2014
4.	1215	Troy Erdman (235-1215)	1989
5.	1212	Josh Kleinfelter (216-1212)	2010
6.	1184	Craig Needhammer (245-1184)	2013
7.	1150	Blake Bowman (206-1150)	2015
8.	1123	Josh Kleinfelter (236-1123)	2008
9.	1026	Tim Deasey (222-1026)	2000
10.	1005	Jared Morris (159-1005)	2002
11.	1000	Jamie Allen (207-1000)	1996
12.	954	Cory Sheridan (230-954)	1992
13.	864	Brian Thompson (193-864)	1998
14.	842	Blake Bowman (171-842)	2016
15.	833	Kevin McVey (219-833)	1976
16.	821	J. Kleinfelter (186-821)	2009
17.	816	Parker Showers (173-816)	2011
18.	805	Kevin McVey (210-805)	1978
19.	790	Joe Parsnik (188-790)	1985
20.	786	Joe Parsnik (183-786)	1984
21.	778	Larry Barretta (166-778)	1986
22.	775	Brian Thompson (162-775)	1995
23.	765	Parker Showers (155-765)	2012
24.	761	Cory Sheridan (194-761)	1991

### Rushing Attempts


1.	253	Brian Thompson (253-1446)	1997
2.	245	Craig Needhammer (245-1184)	2013
3.	236	Josh Kleinfelter (236-1123)	2008
4.	235	Troy Erdman (235-1215)	1989
5.	234	Tim Deasey (234-1247)	2001
6.	231	Craig Needhammer (231-1242)	2014
7.	230	Cory Sheridan (230-954)	1992
8.	222	Tim Deasey (222-1026)	2000
9.	219	Kevin McVey (219-833)	1976
10.	216	Josh Kleinfelter (216-1212)	2010

### Rushing touchdowns

1.	17	Blake Bowman	2015
2.	13	Craig Needhammer	2014
	13	Tim Deasey	2001
	13	Jason Marraccini	1997
5.	12	Brian Thompson	1998
	12	Blake Bowman	2016
7.	11	Joe Parsnik	1985
	11	Jared Morris	2002
	11	J. Kleinfelter	2008
	11	C. Needhammer	2013
11.	10	Brian Thompson	1997
	10	Cory Sheridan	1992
	10	Joe Parsnik	1984
	10	Larry Barretta	1984

### Average yards/rush (minimum 50 attempts)

1.	6.32	Jared Morris (159-1005)	2002
2.	5.81	Burt Richardson (95-552)	1959
3.	5.81	Tim Deasey (93-540)	1999
4.	5.72	Brian Thompson (253-1446)	1997
5.	5.66	Craig Needhammer (110-623)	2011
6.	5.61	Josh Kleinfelter (216-1212)	2010
7.	5.58	Blake Bowman (206-1150)	2015
8.	5.51	Blake Bowman (74-408)	2014
9.	5.38	Craig Needhammer (231-1242)	2014
10.	5.33	Tim Deasey (234-1247)	2001



Kevin McVey was the first Lycoming running back to rush for 800 yards in a season, reaching the mark in 1976 and 1978.

### Rushing yards/game (minimum 5 games)

1.	138.6	Tim Deasey (9 games)	2001
2.	124.2	Craig Needhammer (10 games)	2014
3.	121.2	Josh Kleinfelter (10 games)	2010
4.	118.4	Craig Needhammer (10 games)	2013
5.	115.0	Blake Bowman (10 games)	2015
6.	114.0	Tim Deasey (9 games)	2000
7.	111.7	Jared Morris (9 games)	2002
8.	111.2	Brian Thompson (13 games)	1997
9.	102.1	Josh Kleinfelter (11 games)	2008
10.	101.2	Troy Erdman (12 games)	1989
11.	95.4	Cory Sheridan (10 games)	1992
12.	93.6	Blake Bowman (9 games)	2016
13.	92.6	Kevin McVey (9 games)	1976
14.	90.7	Parker Showers (9 games)	2011
15.	89.4	Kevin McVey (9 games)	1978
16.	85.2	Seth Keller (8 games)	1962
17.	83.3	Jamie Allen (12 games)	1996
18.	82.1	Josh Kleinfelter (10 games)	2009

### 100-yard rushing games

1.	8	Brian Thompson	1997
2.	7	Craig Needhammer	2013
3.	6	Craig Needhammer	2014
	6	Jared Morris	2002
	6	Troy Erdman	1989
6.	5	Josh Kleinfelter	2010
	5	Tim Deasey	2001
	5	Cory Sheridan	1992
	5	Blake Bowman	2015
10.	4	Josh Kleinfelter	2008
	4	Tim Deasey	2000
	4	Brian Thompson	1995
	4	Blake Bowman	2016



# Lycoming College Single-Season Passing Leaders

(Since program reinstatement in 1954)



**Keith Cadden holds the school record for passing yards and passing touchdowns, both set in 1996.**

### Passing yards

1.	2895	Keith Cadden (208-308-15)	1996
2.	2706	Ed Dougherty (226-404-13)	1990
3.	2682	Jason Marraccini (175-298-16)	1998
4.	2642	Ed Dougherty (217-377-17)	1991
5.	2473	Phil Mann (186-358-14)	2003
6.	2404	Tyler Jenny (186-293-6)	2014
7.	2215	Rick Burd (140-250-12)	1980
8.	2191	Keith Cadden (168-351-13)	1995
9.	2167	Ryan Swailes (147-299-12)	1999
10.	2139	Jason Marraccini (132-246-17)	1997
11.	2135	Ed Dougherty (171-310-16)	1989
12.	2097	Larry Barretta (143-287-10)	1986
13.	2038	Tyler Jenny (161-246-8)	2013
14.	2035	Colin Dwyer (165-322-20)	2008
15.	2006	Joe Feerrar (139-260-5)	2001

### Passing TDs

1.	29	Keith Cadden	1996
2.	26	Ed Dougherty	1989
3.	25	Larry Barretta	1986
4.	24	Tyler Jenny	2014
5.	23	Jason Marraccini	1998
	23	Larry Barretta	1985
7.	22	Ed Dougherty	1990
	22	Ed Dougherty	1991
9.	20	Keith Cadden	1995
	20	Ryan Swailes	1999
11.	18	J Marraccini	1997
	18	Joe Feerrar	2001
13.	17	Rick Burd	1980
	17	Tyler Jenny	2012
15.	16	Phil Mann	2003
	16	Tyler Jenny	2013
	16	Joe Feerrar	2000

### Passes had intercepted

1.	21	Wayne Miller (95-197-21)	1964
2.	20	Colin Dwyer (165-322-20)	2008
3.	17	Colin Dwyer (157-305-17)	2009
	17	Ed Dougherty (217-377-17)	1991
	17	Jason Marraccini (132-246-17)	1997
6.	16	Ed Dougherty (171-310-16)	1989
	16	Jason Marraccini (175-298-16)	1998
8.	15	Keith Cadden (208-308-15)	1996
9.	14	Phil Mann (186-358-14)	2003
	14	Gunther Nellen (33-93-14)	1971
	14	Bill Grace (40-114-14)	1973

### Pass completion pct (minimum 50 attempts)

1.	75.0	Wayne Miller (69-92-5)	1965
2.	67.5	Keith Cadden (208-308-15)	1996
3.	65.4	Tyler Jenny (161-246-8)	2013
4.	63.5	Tyler Jenny (186-293-6)	2014
5.	60.5	Tyler Jenny (150-248-4)	2012
5.	60.6	Chase Whiteman (132-218-9)	2015
6.	60.5	Tyler Jenny (150-248-4)	2012
7.	60.3	Paul Motta (35-58-3)	1956
8.	59.7	Phil Mann (80-134-5)	2002
9.	59.0	Glenn Smith (135-229-9)	2006
10.	58.7	Jason Marraccini (175-298-16)	1998

### Pass efficiency (minimum 50 attempts)

1.	167.8	Keith Cadden (208-308-15)	1996
2.	156.4	Wayne Miller (69-92-5)	1965
3.	155.3	Tyler Jenny (186-293-6)	2014
4.	150.0	Tyler Jenny (161-246-8)	2013
5.	149.1	Jason Marraccini (175-298-16)	1998
6.	144.5	Chase Whiteman (132-218-9)	2015
7.	143.4	Phil Mann (80-134-5)	2002
8.	143.3	Rick Burd (140-250-12)	1980
9.	142.7	Joe Feerrar (107-205-7)	2000
10.	138.6	Larry Barretta (121-236-9)	1985
11.	137.3	Joe Feerrar (139-260-5)	2001
12.	137.0	Jason Marraccini (132-246-17)	1997
13.	136.0	Tyler Jenny (150-248-4)	2012
14.	133.0	Larry Barretta (143-287-10)	1986
15.	130.4	Ed Dougherty (171-310-16)	1989
16.	126.7	Ed Dougherty (217-377-17)	1991

### Average yards/pass attempt (minimum 50 attempts)

1.	9.4	Keith Cadden (208-308-15)	1996
2.	9.0	Jason Marraccini (175-298-16)	1998
3.	8.9	Rick Burd (140-250-12)	1980
4.	8.7	Jason Marraccini (132-246-17)	1997
5.	8.6	Chase Whiteman (132-218-9)	2015
6.	8.5	Joe Feerrar (107-205-7)	2000
7.	8.4	Wayne Miller (69-92-5)	1965
8.	8.3	Tyler Jenny (161-246-8)	2013
9.	8.2	Phil Mann (80-134-5)	2002
10.	8.2	Tyler Jenny (186-293-6)	2014
11.	7.9	Rick Burd (92-198-13)	1979
12.	7.7	Joe Feerrar (139-260-5)	2001
13.	7.5	Larry Barretta (121-236-9)	1985
14.	7.3	Larry Barretta (143-287-10)	1986
15.	7.2	Ryan Swailes (147-299-12)	1999
16.	7.0	Ed Dougherty (217-377-17)	1991

### Passing yards/game (minimum 5 games)

1.	243.8	Jason Marraccini (11 games)	1998
2.	241.2	Keith Cadden (12 games)	1996
3.	240.4	Tyler Jenny (10 games)	2014
4.	240.2	Ed Dougherty (11 games)	1991
5.	224.8	Phil Mann (11 games)	2003
6.	222.9	Joe Feerrar (9 games)	2001
7.	221.5	Rick Burd (10 games)	1980
8.	216.7	Ryan Swailes (10 games)	1999
9.	209.7	Larry Barretta (10 games)	1986
10.	208.2	Ed Dougherty (13 games)	1990
11.	203.8	Tyler Jenny (10 games)	2013
12.	203.5	Colin Dwyer (10 games)	2008
13.	199.2	Keith Cadden (11 games)	1995
14.	194.2	Joe Feerrar (9 games)	2000
15.	188.1	Chase Whiteman (10 games)	2015
16.	181.0	Chase Whiteman (10 games)	2016
17.	177.9	Ed Dougherty (12 games)	1989
18.	177.0	Zach Klinger (10 games)	2010

### Pass attempts

1.	404	Ed Dougherty (226-404-13)	1990
2.	377	Ed Dougherty (217-377-17)	1991
3.	358	Phil Mann (186-358-14)	2003
4.	351	Keith Cadden (168-351-13)	1995
5.	322	Colin Dwyer (165-322-20)	2008
6.	310	Ed Dougherty (171-310-16)	1989
7.	308	Keith Cadden (208-308-15)	1996
8.	305	Colin Dwyer (157-305-17)	2009
9.	299	Ryan Swailes (147-299-12)	1999
10.	298	Jason Marraccini (175-298-16)	1998
11.	293	Tyler Jenny (186-293-6)	2014
12.	287	Larry Barretta (143-287-10)	1986
13.	272	Chase Whiteman (148-272-7)	2016
14.	260	Joe Feerrar (139-260-5)	2001
15.	259	Zach Klinger (143-259-9)	2010
16.	250	Rick Burd (140-250-12)	1980

### Pass completions

1.	226	Ed Dougherty (226-404-13)	1990
2.	217	Ed Dougherty (217-377-17)	1991
3.	208	Keith Cadden (208-308-15)	1996
4.	186	Phil Mann (186-358-14)	2003
	186	Tyler Jenny (186-293-6)	2014
6.	175	J Marraccini (175-298-16)	1998
7.	171	Ed Dougherty (171-310-16)	1989
8.	168	Keith Cadden (168-351-13)	1995
9.	165	Colin Dwyer (165-322-20)	2008
10.	161	Tyler Jenny (161-246-8)	2013
11.	157	Colin Dwyer (157-305-17)	2009
12.	150	Tyler Jenny (150-248-4)	2012



## Lycoming College Single-Season Receiving Leaders (Since program reinstatement in 1954)



Ryan Umpleby is one of two Warriors to post two 900-receiving yard seasons in a career.



Rich Kessler was the first Warrior to post 50 receptions in a season, catching 50 passes in 1985.

### Pass Reception Yards

1. 1271	Tim Dumas (76-1271)	1998
2. 1093	Tim Dumas (58-1093)	1997
3. 1022	Ryan Umpleby (66-1022)	2014
4. 980	Ryan Umpleby (55-980)	2015
5. 968	Steve Verton (58-968)	1995
6. 966	Tim Dumas (54-966)	1999
7. 955	Ricky Lannetti (70-955)	2003
8. 918	Ryan Wagaman (56-918)	2010
9. 867	Steve Verton (46-867)	1996
10. 819	Mike Burd (37-819)	1980
11. 800	Matt Atkinson (62-800)	2013
12. 779	James O'Malley (44-779)	1986
13. 757	Vic Olear (54-757)	1989
14. 752	Rich Kessler (50-752)	1985
15. 747	Steve Verton (50-747)	1994
16. 671	Ryan Wagaman (51-671)	2009
17. 670	B Shellenberger (45-670)	2008
18. 667	Bill Kilpatrick (38-667)	1979
19. 660	Dave Bodmer (53-660)	1991
20. 651	Rich Kessler (39-651)	1986
21. 649	Tom Ralicke (43-649)	1996
22. 643	Rich Kessler (35-643)	1984
23. 628	Jeff Wert (46-628)	1980
24. 625	Nick Costello (34-625)	2016
25. 619	James O'Malley (33-619)	1985

### Pass Receptions

1. 76	Tim Dumas (76-1271)	1998
2. 70	Ricky Lannetti (70-955)	2003
3. 66	Ryan Umpleby (66-1022)	2014
4. 62	Matt Atkinson (62-800)	2013
5. 58	Tim Dumas (58-1093)	1997
58	Steve Verton (58-968)	1995
7. 56	Ryan Wagaman (56-918)	2010
8. 55	Ryan Umpleby (55-980)	2015
9. 54	Tim Dumas (54-966)	1999
54	Vic Olear (54-757)	1989
11. 53	Dave Bodmer (53-660)	1991
12. 52	Sean Hennigar (52-528)	2003
13. 51	Ryan Wagaman (51-671)	2009
14. 50	Rich Kessler (50-752)	1985
50	Steve Verton (50-747)	1994
16. 47	Ryan Wagaman (47-570)	2008
17. 46	Steve Verton (46-867)	1996
46	Jeff Wert (46-628)	1980
19. 45	B Shellenberger (45-670)	2008
45	Cory Sheridan (45-399)	1991
21. 44	James O'Malley (44-779)	1986
44	Tom Ralicke (44-552)	1995
23. 43	Tom Ralicke (43-649)	1996
43	Jarrin Campman (43-561)	2012
25. 41	Matt Harvey (41-576)	1990
41	B Shellenberger (41-371)	2007
27. 40	Dave Bodmer (40-524)	1990
40	Tom Zulkowski (40-500)	2001

### Pass Reception TDs

1. 13	James O'Malley	1986
2. 12	Steve Verton	1996
12	Tim Dumas	1999
4. 11	Jarrin Campman	2012
11	James O'Malley	1985
6. 10	Steve Verton	1995
10	Tim Dumas	1998
10	Vic Olear	1989
10	Ryan Umpleby	2014
10. 9	Vic Olear	1988
9	Rich Kessler	1985



Ryan Wagaman posted 918 receiving yards as a senior in 2010.

### Average Yards/Catch (minimum 20 receptions)

1. 23.04	Joe Hanna (24-553)	2000
2. 22.58	Chris Dauber (24-542)	2000
3. 22.14	Mike Burd (37-819)	1980
4. 20.73	Chris Dauber (26-539)	2001
5. 18.85	Steve Verton (46-867)	1996
6. 18.84	Tim Dumas (58-1093)	1997
7. 18.76	James O'Malley (33-619)	1985
8. 18.61	Warren Oliver (28-521)	2011
9. 18.60	Ray Withelder (20-372)	2002
10. 18.52	Ray Withelder (27-500)	2004
11. 18.38	Nick Costello (34-625)	2016
12. 18.37	Rich Kessler (35-643)	1984
13. 18.35	Joe Regenski (23-422)	1998
14. 17.89	Tim Dumas (54-966)	1999
15. 17.82	Ryan Umpleby (55-980)	2015
16. 17.70	James O'Malley (44-779)	1986

### Receptions/Game (minimum 5 games)

1. 7.00	Ricky Lannetti (10 games)	2003
2. 6.91	Tim Dumas (11 games)	1998
3. 6.60	Ryan Umpleby (10 games)	2014
4. 6.20	Matt Atkinson (10 games)	2013
5. 5.60	Ryan Wagaman (10 games)	2010
6. 5.56	Steve Verton (9 games)	1994
7. 5.50	Ryan Umpleby (10 games)	2015
8. 5.40	Tim Dumas (10 games)	1999
9. 5.27	Steve Verton (11 games)	1995
10. 5.20	Joe DeSimone (5 games)	1991
5.20	Sean Hennigar (10 games)	2003

### 100-yard Receiving Games

1. 6	Tim Dumas	1997
6	Tim Dumas	1998
3. 5	Tim Dumas	1999
4. 4	Ryan Umpleby	2014
4	Ryan Wagaman	2010
4	Steve Verton	1996
4	James O'Malley	1986
4	Mike Burd	1980
8. 3	Ryan Umpleby	2015
3	Ricky Lannetti	2003
3	Rich Kessler	1986
3	Jeff Wert	1980
3	Bill Kilpatrick	1979



### Single-Season Total Offense/All-Purpose Leaders

(Since program reinstatement in 1954)



Brian Thompson was the first player in school history to record 1,000 all-purpose yards three times in a career.



Ricky Lannetti set a school-record with 1,644 all-purpose yards during the 2003 season, a mark that stood for 11 seasons.

#### Total Offense Yards

1. 2875	Larry Barretta (453-2875)	1986
2. 2800	Keith Cadden (387-2800)	1996
3. 2752	Phil Mann (472-2752)	2003
4. 2734	Ed Dougherty (444-2734)	1991
5. 2691	Jason Marraccini (418-2691)	1998
6. 2678	Ed Dougherty (537-2678)	1990
7. 2476	Tyler Jenny (341-2476)	2014
8. 2443	J Marraccini (397-2443)	1997
9. 2369	Keith Cadden (426-2369)	1995
10. 2311	Larry Barretta (365-2311)	1985
11. 2167	Rick Burd (327-2167)	1980
12. 2137	Ryan Swailes (349-2137)	1999
13. 2134	Chase Whiteman (335-2134)	2015
14. 2071	Ed Dougherty (396-2071)	1989
15. 2068	Chase Whiteman (388-2068)	2016
16. 2062	Colin Dwyer (365-2062)	2008
17. 2030	Tyler Jenny (313-2030)	2013

#### Total Offense/Game (minimum 5 games)

1. 287.5	Larry Barretta (10 games)	1986
2. 250.2	Phil Mann (11 games)	2003
3. 248.5	Ed Dougherty (11 games)	1991
4. 247.6	Tyler Jenny (10 games)	2014
5. 244.6	Jason Marraccini (11 games)	1998
6. 233.3	Keith Cadden (12 games)	1996
7. 216.7	Rick Burd (10 games)	1980
8. 215.4	Keith Cadden (11 games)	1995
9. 213.7	Ryan Swailes (10 games)	1999
10. 213.7	Joe Feerrar (9 games)	2001
11. 213.4	Chase Whiteman (10 games)	2015
12. 210.1	Larry Barretta (11 games)	1985
13. 206.8	Chase Whiteman (10 games)	2016
14. 206.2	Colin Dwyer (10 games)	2008
15. 206.0	Ed Dougherty (13 games)	1990
16. 203.7	Glenn Smith (9 games)	2006
17. 203.0	Tyler Jenny (10 games)	2013

#### Total Offense/Play (minimum 100 plays)

1. 7.88	Rick Burd (198-1560)	1979
2. 7.26	Tyler Jenny (341-2476)	2014
3. 7.24	Keith Cadden (387-2800)	1996
4. 7.02	Phil Mann (162-1138)	2002
5. 6.63	Rick Burd (327-2167)	1980
6. 6.49	Tyler Jenny (313-2030)	2013
7. 6.44	Jason Marraccini (418-2691)	1998
8. 6.37	Chase Whiteman (335-2134)	2015
9. 6.35	Larry Barretta (453-2875)	1986
10. 6.33	Larry Barretta (365-2311)	1985
11. 6.33	Joe Feerrar (304-1923)	2001
12. 6.32	Jared Morris (159-1005)	2002
13. 6.20	Joe Feerrar (263-1630)	2000
14. 6.16	Ed Dougherty (444-2734)	1991
15. 6.15	Jason Marraccini (397-2443)	1997
16. 6.13	Tyler Jenny (293-1796)	2012
17. 6.12	Ryan Swailes (349-2137)	1999
18. 6.03	Paul Haas (119-717)	1966

#### All-Purpose Yards

1. 1867	Craig Needhammer	2014
2. 1736	Ryan Umpleby	2015
3. 1644	Ricky Lannetti	2003
4. 1614	Brian Thompson	1997
5. 1569	Troy Erdman	1989
6. 1539	Craig Needhammer	2013
7. 1493	Blake Bowman	2015
8. 1483	Josh Kleinfelter	2008
9. 1343	Tim Deasey	2001
10. 1335	Jamie Allen	1996
11. 1295	Parker Showers	2012
12. 1258	Tim Dumas	1998
13. 1254	Josh Kleinfelter	2010
14. 1223	Ryan Umpleby	2014
15. 1204	Cory Sheridan	1992
16. 1179	George Gilbert	1993
17. 1160	Cory Sheridan	1991
18. 1152	Brian Thompson	1995
19. 1123	Tim Dumas	1997
1123	Brian Thompson	1998
21. 1081	Steve Verton	1995
22. 1076	Jared Morris	2002
23. 1069	Kevin McVey	1976
24. 1057	Craig Needhammer	2011
25. 1052	Ryan Umpleby	2013
26. 1031	Tim Deasey	2000
27. 1022	Blake Bowman	2016

#### All-Purpose Yards/Game (minimum 5 games)

1. 186.7	Craig Needhammer (10 games)	2014
2. 173.6	Ryan Umpleby (10 games)	2015
3. 164.4	Ricky Lannetti (10 games)	2003
4. 153.9	Craig Needhammer (10 games)	2013
5. 149.3	Blake Bowman (10 games)	2015
6. 149.2	Tim Deasey (9 games)	2001
7. 134.8	Josh Kleinfelter (11 games)	2008
8. 131.5	Ryan Umpleby (8 games)	2013
9. 130.8	Troy Erdman (12 games)	1989
10. 129.5	Parker Showers (10 games)	2012
11. 125.4	Josh Kleinfelter (10 games)	2010
12. 124.2	Brian Thompson (13 games)	1997
13. 122.3	Ryan Umpleby (10 games)	2014
14. 120.4	Cory Sheridan (10 games)	1992
15. 119.6	Jared Morris (9 games)	2002
16. 118.8	Kevin McVey (9 games)	1976
17. 117.9	George Gilbert (10 games)	1993
18. 114.6	Tim Deasey (9 games)	2000
19. 114.4	Tim Dumas (11 games)	1998
20. 113.6	Blake Bowman (9 games)	2016
21. 111.2	Jamie Allen (12 games)	1996
22. 105.8	Parker Showers (9 games)	2011
23. 105.7	Craig Needhammer (10 games)	2011
24. 105.5	Cory Sheridan (11 games)	1991
25. 104.7	Brian Thompson (11 games)	1995
26. 102.1	Brian Thompson (11 games)	1998



## Lycoming College Single-Season Scoring Leaders (Since program reinstatement in 1954)



**Tim Deasey scored 14 touchdowns during the 2001 season, setting a mark of 86 points scored that lasted 14 years.**



**Blake Bowman, thanks to two four-touchdown games, set the school record with 18 touchdowns in 2015.**

### Total Points Scored

1.	108	Blake Bowman (18 TD)	2015
2.	86	Tim Deasey (14 TD, 1 PAT)	2001
3.	84	Craig Needhammer (14 TD)	2013
	84	Brian Thompson (14 TD)	1998
5.	78	James O'Malley (13 TD)	1986
	78	Craig Needhammer (13 TD)	2014
	78	Jason Marraccini (13 TD)	1997
8.	73	Zack Czap (37 PAT, 12 FG)	2011
	73	John Phillips (34 PAT, 13 FG)	1990
10.	72	Blake Bowman (12 TD)	2016
	72	Jared Morris (12 TD)	2002
	72	Jarrin Campman (12 TD)	2012
	72	Cory Sheridan (12 TD)	1992
	72	Tim Dumas (12 TD)	1999
	72	Steve Verton (12 TD)	1996
	72	Cory Sheridan (12 TD)	1991
	72	Brian Thompson (12 TD)	1997
18.	66	Jeff Wert (11 TD)	1982
	66	Josh Kleinfelter (11 TD)	2008
	66	James O'Malley (11 TD)	1985
	66	Steve Verton (11 TD)	1995
	66	Joe Parsnik (11 TD)	1985
23.	64	Tim Dumas (10 TD, 2 PAT)	1998
	64	Jeff Cook (43 PAT, 7 FG)	1996
25.	63	Rusty Fricke (39 PAT, 8 FG)	1986
26.	62	Troy Erdman (10 TD, 1 PAT)	1989
27.	60	Tim Deasey (10 TD)	2000
	60	Joe Parsnik (10 TD)	1984
	60	Larry Barretta (10 TD)	1984
	60	Ryan Umpleby (10 TD)	2014
	60	Rusty Fricke (30 PAT, 10 FG)	1984
	60	Vic Olear (10 TD)	1989



**Larry Barretta helped score 32 touchdowns during the 1986 season for the Warriors.**

### Touchdowns Scored

1.	18	Blake Bowman (17 rush, 1 rcv)	2015
2.	14	Tim Deasey (13 rush, 1 rcv)	2001
	14	Craig Needhammer (11 rush, 3 rcv)	2013
	14	Brian Thompson (12 rush, 2 rcv)	1998
5.	13	Craig Needhammer (13 rush)	2014
	13	James O'Malley (13 rcv)	1986
	13	Jason Marraccini (13 rush)	1997
8.	12	Jared Morris (11 rush, 1 rcv)	2002
	12	Blake Bowman (12 rush)	2016
	12	Jarrin Campman (11 rcv, 1 ret)	2012
	12	Tim Dumas (12 rcv)	1999
	12	Cory Sheridan (10 rush, 2 rcv)	1992
	12	Steve Verton (12 rcv)	1996
	12	Cory Sheridan (8 rush, 4 rcv)	1991
	12	Brian Thompson (10 rush, 2 rcv)	1997
16.	11	Jeff Wert (1 rush, 8 rcv, 2 ret)	1982
	11	James O'Malley (11 rcv)	1985
	11	Steve Verton (1 rush, 10 rcv)	1995
	11	Josh Kleinfelter (11 rush)	2008
	11	Joe Parsnik (11 rush)	1985
21.	10	Tim Deasey (9 rush, 1 rcv)	2000
	10	Larry Barretta (10 rush)	1984
	10	Ryan Umpleby (10 rcv)	2014
	10	Joe Parsnik (10 rush)	1984
	10	Tim Dumas (10 rcv)	1998
	10	Troy Erdman (6 rush, 4 rcv)	1989
	10	Vic Olear (10 rcv)	1989

### TDs Responsible For

1.	32	Larry Barretta	1986
2.	31	Jason Marraccini	1998
	31	Jason Marraccini	1997
	31	Keith Cadden	1996
5.	29	Larry Barretta	1985
	29	Ed Dougherty	1989
7.	26	Ed Dougherty	1990
8.	25	Phil Mann	2003
	25	Ed Dougherty	1991
	25	Tyler Jenny	2014
11.	23	Ryan Swailles	1999
	23	Keith Cadden	1995
13.	20	Tyler Jenny	2012
	20	Joe Feerrar	2001
15.	19	Tyler Jenny	2013
	19	Larry Barretta	1984
	19	Rick Burd	1980
	19	Zach Klingler	2011
19.	18	Blake Bowman	2015
20.	17	Joe Feerrar	2000
21.	15	Chase Whiteman	2016
	15	Zach Klingler	2010
	15	Ed Dougherty	1988
	15	Colin Dwyer	2008
	15	Chase Whiteman	2015
	15	Colin Dwyer	2009



## Single-Season Kicking/Punting Leaders

(Since program reinstatement in 1954)



Jeff Cook set the school record with 43 point-after attempts made in 1996.



John Phillips set the school record with 13 field goals made during the 1990 season.

### PAT Kicks Made

1.	43	Jeff Cook (43-50)	1996
2.	40	Devon Flynn (40-42)	2014
3.	39	Rusty Fricke (39-40)	1986
4.	38	John Phillips (38-43)	1991
5.	37	Zack Czap (37-40)	2011
6.	35	Jeff Cook (35-45)	1997
	35	John Phillips (35-39)	1989
8.	34	Dave Christensen (34-38)	2002
	34	John Phillips (34-36)	1990
10.	33	John Shaffer (33-44)	1998
11.	32	Lance Spitler (32-37)	1980
	32	Chris Schrader (32-36)	2003
13.	31	Zack Czap (31-36)	2012
	31	Devon Flynn (31-36)	2015
15.	30	Zack Czap (30-34)	2013
	30	Rusty Fricke (30-31)	1984
	30	Rusty Fricke (30-33)	1985
	30	Matt Schaeffer (30-36)	1999

### PAT Kicks Attempted

1.	50	Jeff Cook (43-50)	1996
2.	45	Jeff Cook (35-45)	1997
3.	44	John Shaffer (33-44)	1998
4.	43	John Phillips (38-43)	1991
5.	42	Devon Flynn (40-42)	2014
6.	40	Zack Czap (37-40)	2011
	40	Rusty Fricke (39-40)	1986
8.	39	John Phillips (35-39)	1989
9.	38	Dave Christensen (34-38)	2002
10.	37	Lance Spitler (32-37)	1980

### PAT Kick Pct (minimum 20 attempts)

1.	97.5	Rusty Fricke (39-40)	1986
2.	96.8	Rusty Fricke (30-31)	1984
3.	96.0	Robbi Bleistein (24-25)	1976
	96.0	Chris Schrader (24-25)	2004
5.	95.2	Devon Flynn (40-42)	2014
	95.2	Lance Spitler (20-21)	1982
7.	94.4	John Phillips (34-36)	1990
8.	93.5	Jeff Cook (29-31)	1995
9.	92.5	Zack Czap (37-40)	2011
10.	91.3	Mike Monastra (21-23)	2005
11.	90.9	Rusty Fricke (30-33)	1985
12.	90.5	Robbi Bleistein (19-21)	1978
13.	90.3	T.J. Chiarolanza (28-31)	2010

### Field Goals Made

1.	13	John Phillips (13-17)	1990
2.	12	Zack Czap (12-14)	2011
3.	10	Mike Monastra (10-13)	2006
	10	Rusty Fricke (10-17)	1984
	10	Scott Erickson (10-17)	2008
6.	9	Lance Spitler (9-14)	1980
7.	8	T.J. Chiarolanza (8-10)	2010
	8	Rusty Fricke (8-12)	1986
	8	John Phillips (8-12)	1989
	8	Chris Schrader (8-13)	2003
	8	John Shaffer (8-15)	1999

### Field Goals Attempted

1.	17	John Phillips (13-17)	1990
	17	Scott Erickson (10-17)	2008
	17	Rusty Fricke (10-17)	1984
4.	15	John Shaffer (8-15)	1999
5.	14	Lance Spitler (9-14)	1980
	14	Robbi Bleistein (6-14)	1979
	14	Zack Czap (12-14)	2011

### Field Goal Pct

(minimum 5 attempts)

1.	85.7	Jeff Cook (6-7)	1995
	85.7	Eric Welshans (6-7)	1988
	85.7	Zack Czap (12-14)	2011
	85.7	Porfirio Goncalves (6-7)	1974
5.	80.0	Rusty Fricke (4-5)	1983
	80.0	T.J. Chiarolanza (8-10)	2010
7.	76.9	Mike Monastra (10-13)	2006
8.	76.5	John Phillips (13-17)	1990
9.	71.4	John Phillips (5-7)	1992
10.	70.0	Jeff Cook (7-10)	1996

### Punt Yards

1.	3012	Craig Sellers (85-3012)	1987
2.	2868	Chris Howell (72-2868)	1985
3.	2822	Doug Schonewolf (76-2822)	1981
4.	2695	Gunther Nellen (76-2695)	1970
5.	2568	Doug Schonewolf (67-2568)	1982
6.	2563	Tom Ralicke (71-2563)	1996
7.	2544	Eric Welshans (74-2544)	1989
8.	2541	Eric Welshans (75-2541)	1990
9.	2421	Chris Howell (62-2421)	1986
10.	2360	Craig Sellers (71-2360)	1988
11.	2340	Paul Scott (67-2340)	1979
12.	2318	Dylan Dupuis (71-2318)	2003
13.	2292	Tom Ralicke (66-2292)	1995
14.	2290	Chris Howell (57-2290)	1984

### Punt Attempts

1.	85	Craig Sellers (85-3012)	1987
2.	76	Gunther Nellen (76-2695)	1970
	76	Doug Schonewolf (76-2822)	1981
4.	75	Eric Welshans (75-2541)	1990
5.	74	Eric Welshans (74-2544)	1989
6.	72	Chris Howell (72-2868)	1985
7.	71	Tom Ralicke (71-2563)	1996
	71	Dylan Dupuis (71-2318)	2003
	71	Craig Sellers (71-2360)	1988
10.	67	Paul Scott (67-2340)	1979
	67	Doug Schonewolf (67-2568)	1982

### Average Yards/Punt (minimum 40 attempts)

1.	42.97	John Shaffer (39-1676)	2000
2.	41.25	Brandon Miller (40-1650)	2016
3.	40.56	John Shaffer (43-1744)	1999
4.	40.18	Chris Howell (57-2290)	1984
5.	39.83	Chris Howell (72-2868)	1985
6.	39.05	Chris Howell (62-2421)	1986
7.	38.64	Paul Scott (55-2125)	1978
8.	38.33	Doug Schonewolf (67-2568)	1982
9.	38.07	Zack Czap (45-1713)	2013
10.	37.35	Steve Hill (46-1718)	1998
11.	37.13	Doug Schonewolf (76-2822)	1981
12.	36.10	Tom Ralicke (71-2563)	1996
13.	36.10	Paul Scott (51-1841)	1977
14.	36.05	Gunther Nellen (55-1983)	1971
15.	35.61	Jim Young (49-1745)	1967
16.	35.59	Tom Ralicke (58-2064)	1993
17.	35.46	Gunther Nellen (76-2695)	1970
18.	35.44	Craig Sellers (85-3012)	1987
19.	35.41	Wayne Bohn (22-779)	1957
20.	35.28	Bill Stringfoll (32-1129)	1992
21.	35.28	Doug Schonewolf (29-1023)	1980
22.	35.23	Wayne Bohn (22-775)	1955
23.	35.14	Zack Czap (44-1546)	2012



Ray Bierbach averaged a school-record 16.0 yards per punt return during the 2009 season.



Craig Needhammer set the school record for kick return yards in 2014.

## Lycoming College Single-Season Return Leaders (Since program reinstatement in 1954)

### Punt Return Yards

1.	566	Rick Bealer (58-566)	1989
2.	352	Rick Bealer (45-352)	1990
3.	344	Ricky Lannetti (32-344)	2001
4.	335	Vincent Joy (27-335)	1971
5.	309	Matt Murdock (25-309)	2004
6.	305	George Gilbert (27-305)	1993
7.	300	Sean Graf (32-300)	2000
8.	286	Dave Nolan (38-286)	1979
9.	277	Jeff Wert (31-277)	1982
10.	273	Ricky Lannetti (26-273)	2003
11.	263	Dave Nolan (32-263)	1981
12.	258	Frank Girardi (35-258)	1987

### Punt Returns

1.	58	Rick Bealer (58-566)	1989
2.	45	Rick Bealer (45-352)	1990
3.	41	Brian McNamara (41-232)	1984
4.	40	Joe Shannon (40-247)	1983
5.	38	Dave Nolan (38-286)	1979
6.	36	Rick Bealer (36-180)	1988
7.	35	Frank Girardi (35-258)	1987
8.	32	Dave Nolan (32-263)	1981
	32	Ricky Lannetti (32-344)	2001
	32	Sean Graf (32-300)	2000
11.	31	Dwight Stilwell (31-182)	1977
	31	Jeff Wert (31-277)	1982
13.	30	Ricky Lannetti (30-138)	2002

### Punt Return TDs

1.	2	Ricky Lannetti	2001
	2	Vincent Joy	1971
	2	Jeff Wert	1982
	2	Tom Vanaskie	1974

### Average Yards/Punt Return (minimum 10 attempts)

1.	16.00	Ray Bierbach (12-192)	2009
2.	14.00	Jarrin Campman (17-238)	2012
3.	13.07	Sean Graf (14-183)	1999
4.	12.41	Vincent Joy (27-335)	1971
5.	12.36	Matt Murdock (25-309)	2004
6.	12.30	Scott Miller (10-123)	1994
7.	11.73	Rick Bealer (15-176)	1987
8.	11.53	Tom Vanaskie (17-196)	1974
9.	11.30	George Gilbert (27-305)	1993
10.	11.27	Josh Dixon (15-169)	2007
11.	10.89	Matt Murdock (19-207)	2006
12.	10.89	Ray Bierbach (18-196)	2008
13.	10.75	Ricky Lannetti (32-344)	2001
14.	10.70	Brett Zalonis (10-107)	1996
15.	10.50	Ricky Lannetti (26-273)	2003

### Kick Return Yards

1.	679	Ryan Umpleby (30-679)	2015
2.	482	C. Needhammer (21-482)	2014
3.	462	Dre Purdy (19-462)	2009
4.	458	Ryan Umpleby (21-458)	2013
5.	456	Parker Showers (17-456)	2012
6.	408	C. Needhammer (20-408)	2011
7.	402	Parker Showers (17-402)	2010
8.	392	Ricky Lannetti (18-392)	2003
	392	Ray Bierbach (21-392)	2008
10.	365	Lock Jennings (18-365)	1973
11.	363	Parker Showers (13-363)	2009
	363	Jason Davis (17-363)	1997
13.	349	John Kim (17-349)	2016
14.	344	Jason Davis (11-344)	1998
15.	337	George Gilbert (15-337)	1993

### Kick Returns

1.	30	Ryan Umpleby (30-679)	2015
2.	21	Ray Bierbach (21-392)	2008
	21	C. Needhammer (21-482)	2014
	21	Ryan Umpleby (21-458)	2013
5.	20	C. Needhammer (20-408)	2011
6.	19	Dre Purdy (19-462)	2009
7.	18	Lock Jennings (18-365)	1973
	18	Ricky Lannetti (18-392)	2003
9.	17	Parker Showers (17-456)	2012
	17	John Kim (17-349)	2016
	17	Parker Showers (17-402)	2010
	17	Jason Davis (17-363)	1997

### Kick Return TDs

1.	1	Parker Showers	2009
	1	Ryan Umpleby	2015
	1	Jay Tray	1966
	1	Ken Polcyn	1956
	1	Bob Jones	1966
	1	Zach Smith	2016
	1	John Joe	1958

### Average Yards/Kick Return (minimum 10 attempts)

1.	31.27	Jason Davis (11-344)	1998
2.	27.92	Parker Showers (13-363)	2009
3.	26.82	Parker Showers (17-456)	2012
4.	25.70	Vincent Joy (10-257)	1972
5.	24.32	Dre Purdy (19-462)	2009
6.	23.65	Parker Showers (17-402)	2010
7.	22.95	Craig Needhammer (21-482)	2014
8.	22.85	Josh Dixon (13-297)	2007
9.	22.64	Brian Wolfgang (11-249)	1991
10.	22.63	Ryan Umpleby (30-679)	2015



# Lycoming College Single-Season Tackling Leaders

(Since program reinstatement in 1954)



Bill Small earned All-American honors in 1990 after posting 117 tackles.



Mark Seagreaves set school records with 31 tackles for loss and 17 sacks during the 2000 season.

### Total Tackles

1.	152	Tom Pietrzak (88-64)	1983
2.	148	Tom Pietrzak (93-55)	1986
3.	140	Steve Wiser (86-54)	1973
4.	124	Joe Hirsch (75-49)	1985
5.	117	Bill Small (80-37)	1990
6.	116	Jim Tkach (65-51)	1977
7.	113	Bill Small (53-60)	1991
8.	109	John Verton (69-40)	1996
9.	108	Bob Sinnott (72-36)	1980
10.	105	Tom Pietrzak (40-65)	1984
11.	102	Ryan Rupprecht (78-24)	2000
	102	Randy Parsons (52-50)	1976
13.	98	Mike Boures (58-40)	1983
14.	94	Brett Zalonis (66-28)	1997
	94	Steve Connaghan (65-29)	1981
16.	93	Ron Hoover (61-32)	1980
17.	91	Jerry Butler (62-29)	1977
	91	Jerry Butler (62-29)	1978
19.	90	Mike Prowant (60-30)	1977

### Unassisted Tackles

1.	93	Tom Pietrzak (93-55)	1986
2.	88	Tom Pietrzak (88-64)	1983
3.	86	Steve Wiser (86-54)	1973
4.	80	Bill Small (80-37)	1990
5.	78	Ryan Rupprecht (78-24)	2000
6.	75	Joe Hirsch (75-49)	1985
7.	72	Bob Sinnott (72-36)	1980
8.	69	John Verton (69-40)	1996
9.	66	Brett Zalonis (66-28)	1997
10.	65	Steve Connaghan (65-29)	1981
	65	Jim Tkach (65-51)	1977
12.	62	Jerry Butler (62-29)	1978
	62	Jerry Butler (62-29)	1977
14.	61	Ron Hoover (61-32)	1980
15.	60	Mike Prowant (60-30)	1977

### Assisted Tackles

1.	65	Tom Pietrzak (40-65)	1984
2.	64	Tom Pietrzak (88-64)	1983
3.	60	Bill Small (53-60)	1991
4.	55	Ben Rosa (33-55)	2008
	55	Tom Pietrzak (93-55)	1986
6.	54	Steve Wiser (86-54)	1973
7.	51	A. Marascio (17-51)	2010
	51	Jim Tkach (65-51)	1977
9.	50	Randy Parsons (52-50)	1976
10.	49	Joe Hirsch (75-49)	1985
	49	Dick Kaiser (39-49)	1985
12.	47	Joe Hirsch (26-47)	1984
13.	44	Joe Sullivan (31-44)	1983
14.	43	Joe Hirsch (33-43)	1983
15.	42	Kabongo Bukasa (28-42)	2012
16.	41	Don Kinney (40-41)	1991
	41	Mike Diplacido (44-41)	2007
18.	40	Mike Boures (58-40)	1983
	40	John Verton (69-40)	1996

### Tackles for Loss

1.	31.0	Mark Seagreaves (31/148)	2000
2.	24.5	Don Kinney	1991
3.	24.0	Sean McGinley (24/105)	2003
	24.0	Cameron Coleman (24/95)	1999
5.	23.0	Ryan Rupprecht (23/91)	2001
6.	20.0	Keith Jenkins (20/102)	1998
	20.0	Anthony Marascio (19-2/100)	2011
8.	19.5	Ryan Yaple (17-5/100)	2007
9.	19.0	Luke Sterling (19/84)	2003
10.	17.0	Mark Seagreaves (17/67)	1997
11.	16.0	Nate Oropollo (12-8/79)	2012
	16.0	Chris Roantree (16/55)	2002
	16.0	Chicky Pollick	1987
14.	15.0	Ken Bergmann (15/58)	1993
	15.0	Mike Diplacido (10-10/62)	2007
	15.0	Mark Seagreaves (15/49)	1999
	15.0	Zach Latsha (15/55)	2000

### Yards from Tackles for Loss

1.	148	Mark Seagreaves (31/148)	2000
2.	105	Sean McGinley (24/105)	2003
3.	102	Keith Jenkins (20/102)	1998
4.	100	Ryan Yaple (17-5/100)	2007
	100	Anthony Marascio (19-2/100)	2011
6.	95	Cameron Coleman (24/95)	1999
7.	91	Ryan Rupprecht (23/91)	2001
8.	84	Luke Sterling (19/84)	2003
9.	79	Nate Oropollo (12-8/79)	2012
10.	72	Keith Jenkins (14/72)	1997

### Quarterback Sacks

1.	17.0	Mark Seagreaves (16-2/96)	2000
	17.0	Joe Emrick	1990
3.	15.5	Keith Jenkins	1997
	15.5	Joe Sullivan	1983
5.	15.0	Steve Fasulka	1985
	15.0	Chicky Pollick	1987
	15.0	Dick Kaiser	1987
8.	14.0	Ryan Yaple (12-4/86)	2007
	14.0	Sean McGinley (13-2/84)	2003
	14.0	Wade Ritter	1983
11.	13.5	Mike Boures	1983
	13.5	Don Kinney	1991
13.	13.0	Mike Rantuccio	1988
	13.0	Chicky Pollick	1985
15.	12.5	Mark Seagreaves	1997
16.	12.0	Doug Schonewolf	1980
17.	11.0	Keith Jenkins	1998
	11.0	Jerry Butler	1976
19.	10.0	Mike Boures	1982
	10.0	Vince Butaitis	1989
	10.0	Wade Ritter	1982
	10.0	Nate Oropollo (7-6/59)	2012
	10.0	Mike Gilmore	1988
	10.0	Joe Migliarese	1982

### Yards from Sacks

1.	98	Keith Jenkins (15-1/98)	1997
2.	96	Mark Seagreaves (16-2/96)	2000
3.	87	Keith Jenkins (11/87)	1998
4.	86	Ryan Yaple (12-4/86)	2007
5.	84	Sean McGinley (13-2/84)	2003
6.	73	Anthony Marascio (7-2/73)	2011
7.	70	Mark Seagreaves (6-1/70)	1998
8.	67	Keith Jenkins (8/67)	1995
9.	63	Mark Seagreaves (12-1/63)	1997
10.	59	Nate Oropollo (7-6/59)	2012

## Lycoming College Single-Season Defensive Leaders

(Since program reinstatement in 1954)



**Rick Bealer recorded a record nine interceptions in back-to-back years in 1988 and 1989.**



**Cameron Coleman forced a record-tying four fumbles during the 1997 season.**

### Interception return yards

1.	169	Ray Bierbach (6-169)	2010
2.	153	Sean Graf (8-153)	2000
3.	150	Mike Flaherty (5-150)	1986
4.	146	Scott Miller (9-146)	1993
5.	117	Sean Graf (5-117)	1999
6.	116	Bob DeLuca (3-116)	1978
7.	113	Rick Bealer (5-113)	1987
	113	Tanner Troutman (8-113)	2013
9.	111	Dave Nolan (8-111)	1980
10.	110	Brett Zalonis (5-110)	1995
11.	103	Scott Miller (6-103)	1994
12.	102	Bill Keim (5-102)	1985
13.	101	Joe Shannon (4-101)	1983
	101	Ray Bierbach (4-101)	2009
15.	100	Ryan Repko (1-100)	2003
	100	John Scanlan (6-100)	1998
	100	Wayne Bohn (4-100)	1956

### Interceptions

1.	9	Scott Miller (9-146)	1993
	9	Rick Bealer (9-63)	1989
	9	Rick Bealer (9-59)	1988
4.	8	Sean Graf (8-153)	2000
	8	Tanner Troutman (8-113)	2013
	8	Dave Nolan (8-111)	1980
	8	Jeff Mahalik (8-70)	1992
	8	Rick Bealer (8-46)	1990
9.	7	John Scanlan (7-86)	2000
	7	Bob Sinnott (7-43)	1980
11.	6	Ray Bierbach (6-169)	2010
	6	Scott Miller (6-103)	1994
	6	John Scanlan (6-100)	1998
	6	Matt Henrich (6-89)	2001
	6	William Olsen (6-88)	1970
	6	Bill Small (6-74)	1990
	6	Matt Cosgrove (6-66)	1995
	6	Edward Biggio (6-64)	1971
	6	Jason Logue (6-55)	1993
	6	Clay McCarty (6-54)	1993
	6	Brett Zalonis (6-18)	1996

### Interception return TDs

1.	2	Mike Venango	1996
	2	Sean Graf	1999
	2	Brett Zalonis	1995
	2	Wayne Bohn	1956

### Passes defended

1.	23	Mike Flaherty (18 brup, 5 int)	1986
	23	Rick Bealer (14 brup, 9 int)	1988
3.	20	John Scanlan (14 brup, 6 int)	1998
4.	19	Joe Harvey (16 brup, 3 int)	1986
	19	Brett Zalonis (13 brup, 6 int)	1996
6.	16	Scott Miller (7 brup, 9 int)	1993
	16	Nick Pinto (11 brup, 5 int)	2003
	16	Jim Smith (13 brup, 3 int)	2005
9.	15	Brett Zalonis (10 brup, 5 int)	1997
	15	Joe Harvey (12 brup, 3 int)	1985
	15	Scott Miller (9 brup, 6 int)	1994
	15	John Verton (12 brup, 3 int)	1996
	15	Rick Bealer (10 brup, 5 int)	1987

### Fumble return TDs

1.	1	Wyatt Entz	2015
	1	Zach Smith	2015
	1	Kody Flail	2011
	1	Ryan Fenningham	2011
	1	Matt Talerico	2009
	1	Ray Bierbach	2009
	1	Chris Tribanas	2008
	1	Dustin Heintzelman	2007
	1	Matt Murdock	2005
	1	Mike Piotrowicz	2004
	1	Garrett Zoschg	2003
	1	Luke Sterling	2003
	1	Ryan Rupprecht	2001
	1	Steve Weigle	1974
	1	Mike Prowant	1974
	1	Mark Boehm	1973
	1	Steve DiMichele	1971
	1	Harry Salvaggio	1969
	1	Ron Betts	1967
	1	John Cox	1958
	1	Jim Miller	1958
	1	Ike Williams	1958
	1	Emery Hanscom	1956

### Fumbles forced

1.	4	Jeff Oakley	1994
	4	Cameron Coleman	1997
	4	Andy Chulock	1989
	4	John Verton	1995
	4	John Verton	1996
	4	Keith Jenkins	1997
7.	3	Keith Jenkins	1998
	3	John Scanlan	1998
	3	Brett Zalonis	1995
	3	Tim Schmidt	2003
	3	Jeff Tinney	1999

### Fumbles recovered

1.	7	Ron Hoover	1980
2.	6	Joe Wade	1989
3.	5	Steve Connaghan	1981
	5	Mike Ward	2016
	5	Luke Sterling	2003
	5	Mike Gilmore	1987
	5	Vince Butaitis	1988
8.	4	Wade Ritter	1982
	4	Chuck Hoover	1980
	4	Don Kinney	1991
	4	Chicky Pollick	1985
	4	Doug Schonewolf	1980
	4	Keith Jenkins	1998
	4	Bob Fox	1977

### Blocked kicks

1.	3	C.J. Arhontakis	2013
	3	Cam Kriner	2014
3.	2	John Ruskey	1983
	2	Steve Wiser	1973
	2	Bob Jones	1966
	2	Joe Dumas	2002
	2	Bob Stetson	1965
	2	Mike Venango	1997
	2	J Brandemarti	2002
	2	Steve Weigle	1976
	2	Mike Prowant	1976
	2	Bob Frazier	1992
	2	Ken Polcyn	1957
	2	Ed Grambo	2008



## Individual Game Records



Craig Needhammer rushed for a school-record 299 yards against FDU-Florham in 2014.



Josh Kleinfelter is one of two running backs in school history to post three 200-yard rushing games.

### Lycoming College Single-Game Rushing Leaders (Since program reinstatement in 1954)

#### Most Carries

1.	42	Josh Kleinfelter	Susquehanna	9/20/2008
2.	41	Craig Needhammer	at Stevenson	11/16/2013
3.	39	Kevin McVey	at Albright	9/18/1976
	39	Kevin McVey	at Western Maryland	11/6/1976

#### Most Net Yards Rushing

1.	299	Craig Needhammer	at FDU-Florham	11/14/2014
2.	281	Blake Bowman	FDU-Florham	10/24/2015
3.	253	Tim Deasey	Lebanon Valley	9/8/2001
4.	242	Tim Deasey	at Juniata	11/10/2001
5.	239	Craig Needhammer	at Misericordia	11/1/2014
6.	229	Josh Kleinfelter	Susquehanna Univ.	9/20/2008
7.	216	Josh Kleinfelter	King's (Pa.)	10/2/2010
8.	215	Kirk Seiders	Lebanon Valley	10/23/1993
9.	209	Josh Kleinfelter	Westminster	9/11/2010
10.	206	John Grier	at Western Maryland	11/8/1958
11.	204	Tim Deasey	at Delaware Valley	10/28/2000
	204	Troy Erdman	at Moravian	10/21/1989
13.	201	Jared Morris	Juniata	11/16/2002

#### Most Rushing TDs

1.	5	Tim Deasey	at Juniata	11/10/2001
2.	4	Blake Bowman	FDU-Florham	10/24/2015
	4	Mike Santoleri	at FDU-Madison	11/8/1980
4.	3	Blake Bowman	Misericordia	11/14/2015
	3	Blake Bowman	at King's (Pa.)	10/17/2015
	3	Blake Bowman	Susquehanna	9/3/2016
	3	Blake Bowman	King's	9/10/2016
	3	Craig Needhammer	FDU-Florham	11/9/2013
	3	Craig Needhammer	Misericordia	9/21/2013
	3	Craig Needhammer	at FDU-Florham	11/14/2014
	3	Craig Needhammer	Susquehanna	9/6/014
	3	Cory Sheridan	at Albright	10/31/1992
	3	Cory Sheridan	at Leb Val	9/19/1992
	3	Frank Girardi	at Upsala	9/17/1988
	3	Glenn Smith	at Susquehanna	11/11/2006
	3	Josh Kleinfelter	at FDU-Florham	11/1/2008
	3	Josh Kleinfelter	Susquehanna	9/20/2008
	3	Jared Morris	Juniata	11/16/2002
	3	Jared Morris	Albright	10/26/2002
	3	Joe Parsnik	at Leb Val	11/16/1985
	3	Joe Schmid	at Widener	10/1/1983
	3	Jon Neve	Susquehanna	9/21/2002
	3	Larry Barretta	Moravian	10/20/1984
	3	Mike McCarty	King's	10/1/1994
	3	Mike McCarty	Juniata	11/6/1993
	3	Phil Mann	at Susquehanna	11/13/2004
	3	Zach Klinger	FDU-Florham	11/12/2011

#### Longest Rush from Scrimmage

1.	95	John McDonald	at Juniata	10/17/1970
2.	90	Burt Richardson	McDaniel	11/7/1959
	90	Craig Needhammer	at Misericordia	11/1/2014
4.	86	Jared Morris	Albright	10/26/2002
5.	84	Harry Whitehill	at Drexel	10/14/1961
6.	73	Frank Girardi	Upsala	9/26/1987
7.	72	Troy Erdman	Juniata	10/15/1988
8.	70	Troy Erdman	at Wilkes	11/12/1988
9.	64	Josh Kleinfelter	at FDU-Florham	11/1/2008
	64	Troy Erdman	at Moravian	10/21/1989

#### Most Consecutive 100-yard Rushing Games

1.	5	Josh Kleinfelter	9/11-10/16/2010
2.	4	Craig Needhammer	9/14-10/5/13



Keith Cadden is the only quarterback in program history to toss for 400 yards twice in a career.



Larry Barretta tossed six touchdowns at Juniata in 1986.

### Lycoming College Single-Game Passing Leaders

(Since program reinstatement in 1954)

#### Most Passes Attempted

1.	50	Phil Mann	Delaware Valley	10/18/2003
	50	Zach Klingler	at Widener	9/17/2011
3.	48	Colin Dwyer	at King's	11/08/2008
	48	Colin Dwyer	at King's	10/3/2009
	48	Ed Dougherty	at Susquehanna	11/9/1991
6.	47	Tyler Jenny	Widener	10/25/2014
7.	45	Ed Dougherty	at Albright	10/28/1990
8.	44	Colin Dwyer	Delaware Valley	10/24/2009
	44	Colin Dwyer	Delaware Valley	10/24/2009
	44	Keith Cadden	Hartwick	10/12/1996
	44	Zach Klingler	at Wilkes	10/30/2010

#### Most Passes Completed

1.	31	Keith Cadden	Hartwick	10/12/1996
2.	30	Phil Mann	Delaware Valley	10/18/2003
3.	28	Colin Dwyer	at Ithaca	9/6/2008
	28	Colin Dwyer	at King's	10/3/2009
	28	Ed Dougherty	at Susquehanna	11/9/1991
	28	Tyler Jenny	at Delaware Valley	10/11/2014
7.	27	Zach Klingler	at Wilkes	10/30/2010
	27	Chase Whiteman	Delaware Valley	11/7/2015
9.	26	Chase Whiteman	Stevenson	11/12/2016
10.	25	Colin Dwyer	at Widener	10/4/08
	25	Glenn Smith	at Delaware Valley	9/23/2006
	25	Tyler Jenny	Widener	10/25/2014

#### Most Passing Yards

1.	449	Keith Cadden	at Widener	10/26/1996
2.	420	Keith Cadden	Hartwick	10/12/1996
3.	411	Tyler Jenny	Lebanon Valley	11/8/2014
4.	408	Rick Burd	Susquehanna	10/4/1980
5.	391	Rick Burd	Dickinson	11/15/1980
6.	385	Jason Marracini	Susquehanna	10/31/1998
7.	376	Tyler Jenny	at Delaware Valley	10/11/2014
8.	372	Chase Whiteman	Delaware Valley	11/7/2015
9.	347	Ed Dougherty	at Susquehanna	11/9/1991
10.	346	Phil Mann	Albright	9/27/2003
11.	338	Keith Cadden	Delaware Valley	10/14/1995
12.	318	Chase Whiteman	Misericordia	11/14/2015
13.	314	Ellio Domenick	at King's	10/2/1993
14.	312	Colin Dwyer	at Wilkes	10/18/2008
15.	305	Tyler Jenny	Wilkes	9/14/2013
16.	304	Colin Dwyer	at King's	10/3/2009
17.	301	Joe Feerrar	at Wilkes	10/27/2001

#### Most Touchdown Passes

1.	6	Larry Barretta	at Juniata	11/1/1986
2.	5	Ed Dougherty	at Juniata	10/14/1989
5	5	Joe Feerrar	Del Val	11/3/2001
	5	Joe Feerrar	at Widener	9/16/2000
	5	Ryan Swailes	King's	9/25/1999
	5	Tyler Jenny	at Delaware Valley	10/11/2014
6.	4	Colin Dwyer	at FDU-Florham	11/1/2008
	4	Ed Dougherty	Moravian	10/20/1990
	4	Ed Dougherty	Wilkes	11/11/1989
	4	Ed Dougherty	Wilkes	11/16/1991
	4	Ed Dougherty	Del Val	9/22/1990
	4	Jason Marracini	Susquehanna	10/31/1998
	4	Jason Marracini	at King's	9/19/1998
	4	Joe Feerrar	at King's	9/23/2000
	4	Keith Cadden	Hartwick	10/12/1996
	4	Keith Cadden	Del Val	10/14/1995
	4	Keith Cadden	at Widener	10/26/1996
	4	Keith Cadden	FDU-Madison	10/5/1996
	4	Larry Barretta	Albright	10/17/1985
	4	Larry Barretta	at Upsala	10/19/1985
	4	Phil Mann	at Albright	9/25/2004
	4	Phil Mann	Albright	9/27/2003
	4	Phil Mann	Albright	9/27/2003
	4	Tyler Jenny	Lebanon Valley	11/8/2014
	4	Tyler Jenny	at FDU-Florham	10/6/2012

#### Longest Pass Completion/Reception

1.	98	Colin Dwyer - Brad Shellenberger	at Wilkes	10/18/2008
2.	91	Brian Lazewski - Burt Richardson	Geneva	11/12/1960
3.	90	Keith Cadden - Steve Verton	at King's	9/21/1996
4.	84	Larry Barretta - James O'Malley	at Widener	10/5/1986
5.	83	Chase Whiteman - Pat Whalen	Wilkes	9/19/2015
6.	82	Jason Marracini - Jake Maskerines	Susquehanna	10/31/1998
7.	80	Keith Cadden - Tom Rallicke	at Widener	10/26/1996
	80	Phil Mann - Ricky Lannetti	Susquehanna	11/15/2003
	80	Ryan Swailes - Joe Hanna	at Wilkes	10/16/1999
10.	78	Phil Mann - Tim Brown	Albright	9/27/2003
	78	Tyler Jenny - Jarrin Campman	King's (Pa.)	9/29/2012



## Individual Game Records



Brad Shellenberger caught the longest reception in school history, a 98-yarder in 2008.



Tim Deasey scored a school-record five touchdowns against Juniata in 2001.

### Lycoming College Single-Game Receiving/Total Offense/All-Purpose/Scoring Leaders (Since program reinstatement in 1954)

#### Most Receptions

1.	16	Ricky Lannetti	Delaware Valley	10/18/2003
2.	15	Ryan Wagaman	at Wilkes	10/30/2010
3.	14	Ryan Umpleby	Widener	10/25/2014
4.	13	Tim Dumas	Susquehanna	10/31/1998
5.	12	Ron Wiest	at Susquehanna	11/9/1991
	12	Ryan Wagaman	at King's	10/3/2009
	12	Tim Dumas	Moravian	9/12/1998
	12	Wagaman,Ryan	at King's	10/3/2009
9.	11	Ryan Wagaman	at Ithaca	9/6/2008
	11	Ryan Umpleby	Delaware Valley	11/7/2015
11.	10	Joe DeSimone	Lebanon Valley	9/21/1991
	10	Rich Kessler	Juniata	11/2/1985
	10	Ryan Umpleby	Lebanon Valley	11/8/2014
	10	Steve Verton	at Hartwick	10/7/1995
	10	Tom Zulkowski	at King's	9/23/2000

#### Most Yards Receiving

1.	241	Ryan Umpleby	Misericordia	11/14/2015
2.	228	Ryan Umpleby	Lebanon Valley	11/8/2014
3.	215	Warren Oliver	at Westminster	9/10/2011
4.	214	James O'Malley	at Susquehanna	9/20/1986
5.	207	Ryan Umpleby	Delaware Valley	11/7/2015
6.	203	Ryan Umpleby	Widener	10/25/2014
7.	190	Tim Dumas	Moravian	9/12/1998
8.	177	Tim Dumas	Susquehanna	10/31/1998
9.	176	Ron Wiest	at Susquehanna	11/9/1991
	176	Ryan Wagaman	at Wilkes	10/30/2010
11.	173	Ricky Lannetti	at Lebanon Valley	9/14/2002
12.	172	Ricky Lannetti	at Moravian	10/25/2003

#### Most TD Receptions

1.	4	Rich Kessler	Albright	10/17/1985
2.	3	James O'Malley	at Juniata	11/1/1986
	3	Matt Harvey	Delaware Valley	9/22/1990
	3	Pete Onorati	McDaniel	11/11/1972
	3	Rich Kessler	at Juniata	11/1/1986
	3	Ryan Wagaman	at FDU-Florham	11/1/2008
	3	Tim Dumas	King's	9/25/1999
	3	Vic Olear	at Wilkes	11/12/1988
	3	Warren Oliver	at Westminster	9/10/2011
	3	Ryan Umpleby	Lebanon Valley	11/8/2014

#### Most Total Offense Yards Gained

1.	443	Keith Cadden	at Widener	10/26/1996
2.	435	Tyler Jenny	Lebanon Valley	11/8/2014
3.	433	Chase Whiteman	Delaware Valley	11/7/2015
4.	411	Rick Burd	Susquehanna	10/4/1980
5.	395	Tyler Jenny	at Delaware Valley	10/11/2014
6.	367	Phil Mann	Widener	11/8/2003
7.	350	Phil Mann	Albright	9/27/2003
8.	343	Chase Whiteman	Misericordia	11/14/2015
9.	317	Tyler Jenny	Wilkes	9/14/2013
10.	315	Phil Mann	at Moravian	10/25/2003

#### Most All-Purpose Yards Gained

1.	339	Craig Needhammer	at FDU-Florham	11/14/2014
2.	304	Craig Needhammer	at Misericordia	11/1/2014
3.	303	Blake Bowman	FDU-Florham	10/24/2015
4.	281	Ryan Umpleby	Delaware Valley	11/7/2015
5.	270	Ryan Umpleby	Misericordia	11/14/2015
6.	252	Ricky Lannetti	Widener	11/8/2003
7.	244	Craig Needhammer	at Stevenson	11/16/2013
8.	240	Ryan Umpleby	Lebanon Valley	11/8/2014
9.	239	Josh Kleinfelter	Susquehanna Univ.	9/20/2008
10.	231	Ricky Lannetti	Delaware Valley	10/18/2003

#### Most Points Scored

1.	30	Tim Deasey	at Juniata	11/10/2001
2.	24	Blake Bowman	at King's (Pa.)	10/17/2015
	24	Blake Bowman	FDU-Florham	10/24/2015
	24	Jared Morris	Albright	10/26/2002
	24	Mike Santoleri	at FDU-Madison	11/8/1980
	24	Rich Kessler	Albright	10/12/1985

#### Most Touchdowns Scored


1.	5	Tim Deasey	at Juniata	11/10/2001
2.	4	Blake Bowman	at King's (Pa.)	10/17/2015
	4	Blake Bowman	FDU-Florham	10/24/2015
	4	Jared Morris	Albright	10/26/2002
	4	Mike Santoleri	at FDU-Madison	11/8/1980
	4	Rich Kessler	Albright	10/12/1985

#### Most Extra Points Made by Kicking

1.	9	Rusty Fricke	at Juniata	11/1/1986
----	---	--------------	------------	-----------

#### Most Points Scored by Kicking

1.	15	Rusty Fricke	at Lebanon Valley	11/16/1985
----	----	--------------	-------------------	------------



Arthur Washington posted a record 87-yard punt return against Wagner in 1967.



Zack Czap hit three field goals against King's in 2011, tying a school-record that has been matched 12 other times.

**Lycoming College Single-Game Special Teams Leaders**  
(Since program reinstatement in 1954)

**Most Field Goals Made**

1.	3	Chris Schrader	at Wilkes	9/20/2003
	3	John Phillips	Susquehanna	11/3/1990
	3	Lance Spitzer	Albright	9/20/1980
	3	Mike Monastra	Lebanon Valley	10/21/2006
	3	Mike Monastra	FDU-Florham Devils	9/30/2006
	3	Rusty Fricke	at Albright	10/6/1984
	3	Rusty Fricke	Lebanon Valley	11/15/1986
	3	Rusty Fricke	at Lebanon Valley	11/16/1985
	3	Rusty Fricke	Delaware Valley	11/5/1983
	3	Rusty Fricke	Widener	9/29/1984
	3	Scott Chadwick	at Widener	10/5/1985
	3	Scott Erikson	Lebanon Valley	11/15/2008
	3	Zack Czap	at Widener	9/28/13
	3	Zack Czap	at King's	10/8/2011

**Most Punt Returns**

1.	9	Frank Giradi Jr.	Delaware Valley	11/9/1985
	9	Rick Bealer	Widener	10/7/1989

**Longest Punt Return**

1.	87	Arthur Washington	at Wagner	9/30/1967
2.	84	Sean Graf	Juniata	9/9/2000
3.	81	Tom Vanaskie	at Upsala	10/19/1974
4.	80	John Grier	at Penn Military	10/30/1958
5.	78	Frank Girardi	Wilkes	11/14/1987
6.	69	Ricky Lannetti	at FDU-Florham	10/6/2001
7.	67	George Gilbert	FDU-Florham	9/18/1993
	67	Rick Bealer	at Wilkes	11/10/1990
9.	66	Josh Dixon	Wilkes	10/13/2007
10.	64	Tom Vanaskie	at Wilkes	9/28/1974

**Longest field goal made**

1.	56	Rusty Fricke	at Albright	10/6/1984
2.	52	Rusty Fricke	Moravian	10/20/1984
3.	48	Porfirio Goncalves	at Wilkes	9/30/1972
4.	46	Porfirio Goncalves	at Susquehanna	10/23/1971
5.	45	Zack Czap	at Stevenson	10/22/2011
6.	44	Zack Czap	at Widener	9/28/2013
7.	43	Mike Monastra	FDU-Florham	9/30/2006
	43	Porfirio Goncalves	Albright	9/19/1971
9.	42	Chris Schrader	Susquehanna	11/15/2003
10.	41	Devon Flynn	at Wilkes	10/29/2016
11.	40	Porfirio Goncalves	Delaware Valley	10/26/1974
	40	Scott Erickson	King's	11/3/2007
	40	Scott Erickson	at Wilkes	10/18/2008

**Longest Kick Return**

1.	94	Chris LoScalzo	Susquehanna	9/10/1994
2.	89	Ryan Umpleby	at Lebanon Valley	10/3/2015
3.	85	Parker Showers	at Bridgewater	9/26/2009
4.	82	Joe Albany	at Lebanon Valley	10/1/1988

**Most Punts**

1.	14	Craig Sellers	Susquehanna	11/5/1988
	14	Doug Schonewolf	at Susquehanna	9/19/1981

**Most Punts Downed inside 20**

1.	6	Zack Czap	Albright	10/1/2011
2.	5	Dylan Dupuis	Bridgewater	12/7/2003
	5	Zack Czap	Widener	10/16/2010

**Longest Punt**

1.	79	Tom Ralicke	Susquehanna	11/2/1996
2.	76	Gunther Nellen	Westminster	10/3/1970
3.	71	Connor Bell	Misericordia	11/14/2015
	70	John Koval	at Albright	10/3/1964
	70	Zack Czap	at FDU-Florham	10/06/2012



Ryan Repko had a 100-yard interception return against Widener in 2003.



Steve Weigle notched two blocked kicks against Albright in 1976.

**Lycoming College Single-Game Defensive Leaders**  
(Since program reinstatement in 1954)

**Most Tackles**

1.	22	Joe Hirsch	Upsala	10/13/1984
2.	21	Joe Wade	Delaware Valley	9/24/1988
		Tom Pietrzak	Upsala	10/18/1986
4.	20	Tom Pietrzak	Widener	10/4/1986
5.	18	Ryan Rupprecht	at King's	9/23/2000
	18	Tom Pietrzak	Upsala	10/13/1984
	18	Tom Pietrzak	at Lock Haven	9/13/1986
	18	Tom Pietrzak	at Susquehanna	9/20/1986
9.	17	Joe Hirsch	at Gettysburg	11/23/1985
10.	16	Dick Kaiser	Widener	10/4/1986
	16	Dick Kaiser	at Gettysburg	11/23/1985
	16	Joe Hirsch	Lock Haven	9/14/1985
	16	Joe Hirsch	Susquehanna	9/21/1985
	16	Mark Seagreaves	Wilkes	10/14/2000
	16	Ryan Rupprecht	at Widener	9/16/2000
	16	Tom Pietrzak	Lebanon Valley	11/15/1986

**Most Quarterback Sacks**

1.	6.0	Mark Seagreaves	Wilkes	10/14/2000
2.	5.0	Joe Mosser	Albright	11/30/1996
	5.0	Zach Latsha	Wilkes	10/14/2000
4.	4.0	Nate Oropollo	at Delaware Valley	9/8/2012

**Most Tackles for Loss**

1.	7.0	Joe Wade	Delaware Valley	9/24/1988
	7.0	Mark Seagreaves	Wilkes	10/14/2000
	7.0	Ryan Rupprecht	at Wilkes	10/27/2001
	7.0	Zach Latsha	Wilkes	10/14/2000

**Most Interceptions**

1.	3	Ed Biggio	at Susquehanna	10/23/1971
3		Fran Harvey	Wilkes	9/24/1977
3		Fred Bordley	at Susquehanna	9/15/2007
3		Jeremy Zeisloft	Susquehanna	11/2/1996
3		Matt Henrich	at Delaware Valley	9/07/2002
3		Ray Radomicki	at Western Maryland	11/6/1976
3		Rick Bealer	Albright	10/28/1989
3		Rick Bealer	at Albright	10/29/1988
3		Scott Miller	Juniata	11/6/1993
3		Tanner Troutman	at Stevenson	11/16/2013

**Longest Interception Return**

1.	100	Ryan Repko	Widener	11/8/2003
2.	94	Rick Bealer	at Moravian	10/24/1987
3.	91	C.J. Arhontakis	Wilkes	Sep 14, 2013
4.	84	Ray Bierbach	Widener	Oct 16, 2010
5.	77	Scott Miller	Upsala	10/16/1993
6.	75	Jesse Gambone	at FDU	11/13/1999
7.	67	Rick Bealer	at Wilkes	11/10/1990
8.	65	Brett Zalonis	at Wilkes	11/11/1995
	65	Kabongo Bukasa	Albright	10/1/2011
10.	64	Ryan Repko	Widener	9/16/2006

**Most Fumbles Forced**

1.	2	Pat McNamara	at Stevenson	10/22/2011
----	---	--------------	--------------	------------

**Most Fumbles Recovered**


1.	2	Garrett Zoschg	at Delaware Valley	9/7/2002
	2	Luke Sterling	FDU-Florham	10/11/2003
	2	Matt Talerico	at Bridgewater	9/26/2009
	2	Mike Ward	Widener	10/1/2016

**Longest Fumble Return**

1.	71	Ryan Rupprecht	Trinity	11/28/1998
2.	60	Mark Boehm	at Susquehanna	10/27/1973
3.	47	Wyatt Entz	at Lebanon Valley	10/3/2015
4.	46	Dustin Heintzelman	at Ursinus	9/8/2007
5.	43	Steve Weigle	Susquehanna	11/2/1974
6.	40	Kody Flail	at King's	10/8/2011

**Most Blocked Kicks**

1.	2	Bob Stetson	Albright	10/2/1965
	2	Steve Weigle	Lock Haven	9/11/1976



The 1998 Warriors set a school-record with a 152.3 pass efficiency rating.

## Rushing

### Rushing Yards

1.	2460 (597-2460)	1997
2.	2092 (482-2092)	2011
3.	1882 (389-1882)	2002
4.	1867 (441-1867)	1986
5.	1825 (435-1825)	2015
6.	1783 (400-1783)	2010
7.	1756 (413-1756)	2012
8.	1746 (377-1746)	2014
9.	1715 (476-1715)	1984
10.	1663 (452-1663)	1985

### Rushing Attempts

1.	597 (597-2460)	1997
2.	492 (492-1554)	1983
3.	482 (482-2092)	2011
4.	476 (476-1715)	1984
5.	458 (458-1627)	1982
6.	456 (456-1101)	1981
7.	452 (452-1663)	1985
8.	443 (443-1470)	1978
9.	442 (442-1291)	2003
10.	441 (441-1867)	1986
	441 (441-1222)	1980

### Rushing TDs

1.	30	1997
2.	26	2011
	26	2002
4.	24	1998
5.	22	1984
6.	21	2001
	21	2003
	21	2015
	21	1985
10.	20	2012
	20	2000

### Average Yards/Rush

1.	4.84 (389-1882)	2002
2.	4.63 (377-1746)	2014
3.	4.46 (400-1783)	2010
4.	4.34 (482-2092)	2011
5.	4.25 (413-1756)	2012
6.	4.23 (441-1867)	1986
7.	4.20 (435-1825)	2015
8.	4.12 (597-2460)	1997
9.	4.06 (370-1501)	1957
10.	3.97 (399-1583)	1958

### Rushing Yards/Game

1.	214.4 (7 games)	1957
2.	209.2 (10 games)	2011
3.	209.1 (9 games)	2002
4.	197.9 (8 games)	1958
5.	189.2 (13 games)	1997
6.	186.7 (10 games)	1986
7.	182.5 (10 games)	2015
8.	181.6 (7 games)	1955
9.	178.4 (9 games)	2001
10.	178.3 (10 games)	2010

## Passing

### Pass Attempts

1.	362 (183-362-23)	2008
2.	359 (187-359-14)	2003
3.	327 (160-327-15)	2004
4.	309 (160-309-17)	2009
5.	306 (173-306-13)	1996
6.	300 (149-300-12)	1986
7.	295 (186-295-7)	2014
8.	292 (144-292-10)	1995
9.	290 (162-290-18)	2007
10.	281 (152-281-8)	2016
	281 (159-281-10)	1990

### Pass Completions

1.	187 (187-359-14)	2003
2.	186 (186-295-7)	2014
3.	183 (183-362-23)	2008
4.	173 (173-306-13)	1996
5.	166 (166-256-9)	2013
6.	162 (162-290-18)	2007
7.	160 (160-327-15)	2004
	160 (160-309-17)	2009
9.	159 (159-268-14)	1998
	159 (159-281-10)	1990

### Passing Yards

1.	2476 (187-359-14)	2003
2.	2475 (159-268-14)	1998
3.	2424 (173-306-13)	1996
4.	2404 (186-295-7)	2014
5.	2279 (183-362-23)	2008
6.	2272 (144-277-18)	1997
7.	2157 (149-300-12)	1986
8.	2109 (166-256-9)	2013
9.	2079 (139-266-10)	1999
10.	2019 (141-266-5)	2001

### Passing TDs

1.	26	1996
2.	25	2015
3.	24	2013
4.	22	2000
5.	21	1997
	21	1989
	21	1998
	21	1980
	21	1997
10.	19	1995

### Passes intercepted

1.	27 (96-209-27)	1964
2.	23 (183-362-23)	2008
	23 (77-191-23)	1973
	23 (66-180-23)	1971
5.	21 (77-194-21)	1967
6.	19 (86-187-19)	1972
7.	18 (144-277-18)	1997
	18 (162-290-18)	2007
	18 (97-225-18)	1981
10.	17 (55-143-17)	1963
	17 (130-258-17)	1993
	17 (160-309-17)	2009

### Completion Pct.

1.	64.8 (166-256-9)	2013
2.	63.1 (186-295-7)	2014
3.	59.7 (151-253-4)	2012
4.	59.3 (159-268-14)	1998
5.	58.8 (140-238-10)	2015
6.	58.2 (138-237-9)	2006
7.	57.5 (96-167-12)	1965
8.	56.8 (155-273-16)	1989
9.	56.6 (159-281-10)	1990
10.	56.5 (173-306-13)	1996

### Pass Efficiency

1.	153.6 (186-295-7)	2014
2.	152.3 (159-268-14)	1998
3.	150.2 (166-256-9)	2013
4.	141.5 (173-306-13)	1996
5.	140.6 (125-235-11)	1985
6.	139.7 (140-238-10)	2015
7.	137.4 (107-213-7)	2000
8.	136.4 (139-266-10)	1999
9.	135.3 (141-266-5)	2001
10.	134.0 (151-253-4)	2012

### Average Yards/Pass

1986	1.	9.2 (159-268-14)	1998
1996	2.	8.3 (140-238-10)	2015
2014	3.	8.2 (166-256-9)	2013
1985	4.	8.2 (107-213-7)	2000
1999	5.	8.2 (144-277-18)	1997
1989	6.	8.1 (186-295-7)	2014
1998	7.	8.1 (96-167-12)	1965
1980	8.	7.9 (173-306-13)	1996
1997	9.	7.9 (92-198-13)	1979
1995	10.	7.8 (125-235-11)	1985

### Average Yards/Completion

1964	1.	19.1 (31-105-15)	1960
2008	2.	17.0 (92-198-13)	1979
1973	3.	16.3 (107-213-7)	2000
1971	4.	15.9 (68-166-16)	1976
1967	5.	15.9 (31-95-10)	1962
1972	6.	15.8 (144-277-18)	1997
1997	7.	15.6 (159-268-14)	1998
2007	8.	15.0 (139-266-10)	1999
1981	9.	14.8 (42-84-8)	1958
1963	10.	14.7 (125-235-11)	1985

### Passing Yards/Game

	1.	275.0 (9 games)	1998
	2.	269.3 (9 games)	1996
	3.	240.4 (10 games)	2014
	4.	231.0 (9 games)	1999
	5.	225.1 (11 games)	2003
	6.	224.3 (9 games)	2001
	7.	215.7 (10 games)	1986
	8.	210.9 (10 games)	2013
	9.	209.2 (9 games)	1995
	10.	208.4 (9 games)	1990

### Completions/Game

	1.	19.22 (9 games)	1996
	2.	18.60 (10 games)	2014
	3.	17.67 (9 games)	1990
		17.67 (9 games)	1998
	5.	17.00 (11 games)	2003
	6.	16.64 (11 games)	2008
	7.	16.60 (10 games)	2013
	8.	16.20 (10 games)	2007
	9.	16.00 (9 games)	1995
		16.00 (10 games)	2004
		16.00 (10 games)	2009



The 1997 Warriors posted a record 4,732 yards of total offense and scored 362 points en route to an appearance in the Amos Alonzo Stagg Bowl.

**Offense**

**Total Offense Yards**

1.	4732 (874-4732)	1997
2.	4150 (672-4150)	2014
3.	4024 (741-4024)	1986
4.	3806 (673-3806)	2015
5.	3769 (647-3769)	1998
6.	3767 (801-3767)	2003
7.	3664 (728-3664)	2008
8.	3657 (649-3657)	1996
9.	3625 (671-3625)	2001
10.	3610 (722-3610)	2011

**Total Offense/Game**

1.	418.8 (9 games)	1998
2.	415.0 (10 games)	2014
3.	406.3 (9 games)	1996
4.	402.8 (9 games)	2001
5.	402.4 (10 games)	1986
6.	387.3 (9 games)	2002
7.	380.8 (9 games)	1999
8.	380.6 (10 games)	2015
9.	364.0 (13 games)	1997
10.	363.1 (9 games)	1995

**Total Offense/Play**

1.	6.18 (672-4150)	2014
2.	5.83 (598-3486)	2002
3.	5.83 (647-3769)	1998
4.	5.66 (673-3806)	2015
5.	5.63 (649-3657)	1996
6.	5.59 (471-2635)	1979
7.	5.48 (649-3557)	2013
8.	5.47 (627-3427)	1999
9.	5.43 (741-4024)	1986
10.	5.41 (874-4732)	1997

**All-Purpose Yards**

1.	5815	1997
2.	5149	2014
3.	4949	2015
4.	4932	2003
5.	4839	1986
6.	4781	2013
7.	4697	2008
8.	4623	1998
9.	4559	2010
10.	4557	2011

**All-Purpose/Game**

1.	514.9 (10 games)	2014
2.	513.7 (9 games)	1998
3.	505.4 (9 games)	2001
4.	494.9 (10 games)	2015
5.	491.7 (9 games)	1996
6.	483.9 (10 games)	1986
7.	482.0 (9 games)	1999
8.	479.1 (9 games)	2000
9.	478.1 (10 games)	2013
10.	473.0 (9 games)	2002

**Scoring**

**Total Points Scored**

1.	362 (52 TD, 37 PAT, 4 FG)	1997
2.	330 (45 TD, 33 PAT, 9 FG)	1985
3.	327 (42 TD, 37 PAT, 12 FG)	2011
4.	316 (46 TD, 30 PAT, 2 FG)	1998
5.	316 (43 TD, 40 PAT, 6 FG)	2014
6.	308 (41 TD, 34 PAT, 8 FG)	2003
7.	298 (42 TD, 37 PAT, 2 FG)	2002
8.	293 (42 TD, 32 PAT, 1 FG)	2001
9.	291 (39 TD, 31 PAT, 8 FG)	1999
10.	282 (38 TD, 31 PAT, 7 FG)	2012

**Touchdowns Scored**

1.	52 (30 rush, 21 rcv, 1 ret)	1997
2.	46 (24 rush, 21 rcv, 1 ret)	1998
3.	45 (21 rush, 22 rcv, 2 ret)	1985
4.	43 (17 rush, 24 rcv, 2 ret)	2014
5.	42 (21 rush, 18 rcv, 3 ret)	2001
6.	42 (13 rush, 25 rcv, 4 ret)	1996
7.	42 (26 rush, 15 rcv, 1 ret)	2002
8.	42 (26 rush, 13 rcv, 3 ret)	2011
9.	41 (21 rush, 16 rcv, 4 ret)	2003
10.	39 (14 rush, 21 rcv, 4 ret)	1999
11.	39 (21 rush, 14 rcv, 4 ret)	2015

**TDs Responsible For**

1.	73	1997
2.	67	2014
3.	67	1996
4.	67	1998
5.	67	1985
6.	60	1999
7.	60	2001
8.	57	2002
9.	57	2003
10.	55	1986, 2012, 2011

**PAT Kicks Made**

1.	40 (40-42)	2014
2.	39 (39-40)	1986
3.	37 (37-41)	2011
4.	36 (36-47)	1997
5.	35 (35-44)	2000
6.	34 (34-38)	2002
7.	33 (33-38)	1985
8.	32 (32-36)	2003
9.	32 (32-37)	1980
10.	31 (31-36)	2012, 2015

**PAT Kicks Attempted**

1.	47 (36-47)	1997
2.	44 (35-44)	2000
3.	42 (40-42)	2014
4.	41 (37-41)	2011
5.	40 (39-40)	1986
6.	38 (33-38)	1985
7.	38 (34-38)	2002
8.	38 (26-38)	1998
9.	37 (32-37)	1980
10.	37 (28-37)	2001

**Field Goals Made**

1.	12 (12-14)	2011
2.	10 (10-13)	2006
3.	10 (10-17)	1984
4.	10 (10-17)	2008
5.	9 (9-11)	1990
6.	9 (9-14)	1980
7.	9 (9-14)	1985
8.	9 (9-16)	1983
9.	8 (8-10)	1989
10.	8 (8-10)	2010
11.	8 (8-10)	1986
12.	8 (8-12)	1986
13.	8 (8-13)	2003
14.	8 (8-13)	1999

**Field Goal Attempts**

1.	17 (10-17)	1984
2.	17 (10-17)	2008
3.	16 (9-16)	1983
4.	14 (6-14)	1979
5.	14 (9-14)	1980
6.	14 (9-14)	1985
7.	14 (12-14)	2011
8.	13 (8-13)	2003
9.	13 (8-13)	1999
10.	13 (10-13)	2006

**Punting**

**Punt Yards**

1.	3012 (85-3012)	1987
2.	2854 (78-2854)	1981
3.	2773 (78-2773)	1970
4.	2634 (70-2634)	1982
5.	2524 (63-2524)	1985
6.	2421 (62-2421)	1986
7.	2389 (72-2389)	1988
8.	2389 (73-2389)	2003
9.	2340 (67-2340)	1979
10.	2309 (55-2309)	2000

**Punt Attempts**

1.	85 (85-3012)	1987
2.	78 (78-2854)	1981
3.	78 (78-2773)	1970
4.	73 (73-2389)	2003
5.	72 (72-2389)	1988
6.	70 (70-2634)	1982
7.	68 (68-2218)	1997
8.	67 (67-2340)	1979
9.	66 (66-2239)	2005
10.	66 (66-2175)	2009

**Average Yards/Punt**

1.	41.98 (55-2309)	2000
2.	40.67 (39-1586)	1999
3.	40.31 (52-2096)	2016
4.	40.06 (63-2524)	1985
5.	39.05 (62-2421)	1986
6.	38.81 (59-2290)	1984
7.	38.64 (55-2125)	1978
8.	38.58 (50-1929)	1980
9.	38.09 (53-2019)	1996
10.	37.63 (30-1129)	1998

**Kick Returns**

**Punt Return Yards**

1.	596 (60-596)	1989
2.	497 (58-497)	1987
3.	393 (67-393)	1988
4.	389 (39-389)	2000
5.	371 (43-371)	1982
6.	371 (31-371)	2004
7.	362 (32-362)	1993
8.	350 (36-350)	2001
9.	342 (50-342)	1981
10.	342 (47-342)	1985



The 1983 Warriors led the nation in total defense and set school records in tackles and sacks.

**Punt Returns**

1.	88 (88-315)	1977
2.	67 (67-393)	1988
3.	60 (60-596)	1989
4.	59 (59-283)	1978
5.	58 (58-497)	1987
6.	50 (50-342)	1981
7.	47 (47-342)	1985
8.	45 (45-252)	1976
9.	43 (43-371)	1982
10.	42 (42-251)	1983
	42 (42-234)	1984

**Kick Returns**

1.	50 (50-978)	2015
2.	44 (44-1003)	2009
3.	41 (41-655)	2008
	41 (41-717)	2004
5.	39 (39-744)	2016
6.	38 (38-716)	2010
	38 (38-615)	1997
8.	37 (37-631)	2005
9.	36 (36-588)	1984
	36 (36-686)	2007

**Unassisted Tackles**

1.	620 (620-264)	1997
2.	614 (614-297)	1988
3.	547 (547-289)	1981
4.	546 (546-170)	2000
5.	539 (539-289)	1993
6.	536 (536-354)	1986
7.	527 (527-236)	1982
8.	519 (519-331)	1985
9.	508 (508-275)	1980
10.	503 (503-429)	1983

**Quarterback Sacks**

1.	62.5 (53-19)	1983
2.	62.0	1982
3.	50.0	1987
	50.0	1988
5.	48.0	1985
6.	45.0 (35-20/287)	2000
7.	42.0	1976
8.	41.0 (41/262)	1997
9.	38.5 (29-19/215)	2007
10.	38.0 (33-10/221)	2003

**Punt Return TDs**

1.	2	2014
	2	1971
	2	1982
	2	1974
	2	2001

**Kick Return TDs**

1.	2	1966
2.	1	2016
	1	1956
	1	1958
	1	2009
	1	2015

**Assisted Tackles**

1.	429 (503-429)	1983
2.	428 (301-428)	2010
3.	404 (414-404)	2008
4.	390 (270-390)	1984
5.	354 (536-354)	1986
6.	336 (383-336)	2014
7.	331 (519-331)	1985
8.	322 (370-322)	2005
9.	320 (361-320)	2012
10.	315 (485-315)	1977

**Yards from Sacks**

1.	303 (30-5/303)	1998
2.	287 (35-20/287)	2000
3.	262 (41-0/262)	1997
4.	235 (36-0/235)	1993
5.	221 (33-10/221)	2003
6.	215 (29-19/215)	2007
7.	207 (31-0/207)	1999
8.	200 (21-8/200)	2011
9.	195 (33-0/195)	1992
10.	194 (26-8/194)	2008

**Avg Yards/Punt Return**

1.	16.27 (15-244)	2009
2.	13.22 (18-238)	2012
3.	12.41 (27-335)	1971
4.	11.97 (31-371)	2004
5.	11.53 (17-196)	1974
6.	11.47 (17-195)	2014
7.	11.31 (32-362)	1993
8.	10.41 (22-229)	2013
9.	10.21 (24-245)	2008
10.	10.03 (34-341)	1990

**Avg Yards/Kick Return**

1.	25.89 (18-466)	1998
2.	25.83 (6-155)	1971
3.	25.70 (10-257)	1972
4.	23.40 (25-585)	2012
5.	22.80 (44-1003)	2009
6.	22.44 (9-202)	1977
7.	21.49 (35-752)	2013
8.	21.38 (26-556)	1988
9.	21.03 (34-715)	2014
10.	20.89 (19-397)	1987

**Tackles for loss**

1.	110.0 (110/431)	2000
2.	101.0 (101/423)	1998
3.	98.0 (98/379)	2003
4.	94.0 (94/273)	2005
5.	91.0 (91/334)	1999
	91.0 (91/363)	2001
7.	90.0 (90/355)	1993
8.	82.0 (82/350)	1997
9.	79.0 (49-60/314)	2012
10.	75.0 (75/264)	2002

**Int Return Yards**

1.	358 (25-358)	2000
2.	303 (20-303)	1999
3.	292 (30-292)	1993
4.	284 (27-284)	2003
5.	281 (24-281)	1995
6.	268 (16-268)	1981
7.	261 (16-261)	1985
8.	243 (16-243)	2013
9.	231 (20-231)	1990
10.	225	1998, 1978

**Kick Return Yards**

1.	1003 (44-1003)	2009
2.	978 (50-978)	2015
3.	752 (35-752)	2013
4.	744 (39-744)	2016
5.	717 (41-717)	2004
6.	716 (38-716)	2010
7.	715 (34-715)	2014
8.	686 (36-686)	2007
9.	655 (41-655)	2008
10.	631 (37-631)	2005

**Defense**

**Total Tackles**

1.	932 (503-429)	1983
2.	911 (614-297)	1988
3.	890 (536-354)	1986
4.	884 (620-264)	1997
5.	850 (519-331)	1985
6.	836 (547-289)	1981
7.	828 (539-289)	1993
8.	818 (414-404)	2008
9.	800 (485-315)	1977
10.	783 (508-275)	1980

**Yds from Tackles for Loss**

1.	431 (110-0/431)	2000
2.	423 (101-0/423)	1998
3.	379 (98-0/379)	2003
4.	363 (91-0/363)	2001
5.	355 (90-0/355)	1993
6.	350 (82-0/350)	1997
7.	334 (91-0/334)	1999
8.	315 (52-30/315)	2011
9.	314 (49-60/314)	2012
10.	296 (53-43/296)	2007

**Interceptions**

1.	30 (30-292)	1993
2.	27 (27-284)	2003
	27 (27-210)	1980
4.	25 (25-358)	2000
5.	24 (24-281)	1995
6.	22 (22-200)	1983
7.	21 (21-165)	1988
8.	20 (20-303)	1999
	20 (20-231)	1990
	20 (20-197)	1997
	20 (20-194)	1986
	20 (20-193)	1992
	20 (20-183)	1996



The 1976 Warriors led the nation in rushing defense and blocked a school record six kicks.

**Int Return TDs**

1.	4	1996
	4	1999
3.	3	1995
	3	1992
5.	2	1971
	2	1980
	2	1959
	2	1960
	2	1985
	2	1981
	2	2004
	2	2010
	2	1956
	2	1984
	2	1990

**Blocked Kicks**

1.	6	1976
2.	5	2013
	5	2014
4.	4	1992
	4	2002
	4	1997
7.	3	2008
	3	1983
	3	1998
	3	2000
	3	2016
	3	2015

**Passes Defended**

1.	95 (68 brup, 27 int)	2003
2.	81 (60 brup, 21 int)	1988
	81 (61 brup, 20 int)	1986
4.	79 (59 brup, 20 int)	1997
5.	76 (60 brup, 16 int)	1985
6.	73 (57 brup, 16 int)	2005
7.	72 (42 brup, 30 int)	1993
8.	71 (46 brup, 25 int)	2000
	71 (47 brup, 24 int)	1995
10.	66 (55 brup, 11 int)	2001

**Fumbles Recovered**

1.	29	1980
2.	22	1994
	22	1989
4.	19	1983
5.	18	1976
	18	1985
7.	17	1997
	17	1988
9.	16	1978
	16	1984

**Fumble Return TDs**

1.	3	1958
2.	2	2015
	2	1974
	2	2003
	2	2009
	2	2011



The 1947 team was the first to play under the Lycoming College moniker.



**T. Sherman Stanford '32**  
1946-47 • 6-5-3

With World War II completed, the Junior College looked back through its annals, much like it had for Earl Z. McKay, and found Sherman Stanford. The quarterback on the 1931-32 football teams, he helped the team win the state prep title in his first year with the team. He went on to get degrees from Thiel College and Penn

State before rejoining the Junior College after the war. Stanford picked up the dormant program and guided it to a 3-3 record. In 1947, he helped the team to a 3-2-3 mark in the school's first as Lycoming College, including an impressive 18-6 win over Wyoming Seminary, the seminary's long-time rival. After his second year with the football program, Stanford handed the program over to his assistant coach, Lee Baer, and continued to serve as the school's director of admissions and director of athletics.



**Lee Baer**  
1948-49 • 1-12

A World War II Army veteran, Lee Baer came to Williamsport as an assistant coach to T. Sherman Stanford in 1947. The Delaware native was a halfback at the University of Delaware, where he also starred in basketball and baseball, before graduating and entering the war effort in 1943. In two years as head coach, Baer's teams

struggled to find their footing, as they began to schedule four-year colleges. However, he did bring the school its first win over a four-year varsity college program in 1949, when he helped the Warriors post a 6-0 win over Brockport. He left Lycoming in 1949 and earned an M.Ed. from Bucknell University before going on to become a guidance counselor in the Upper Darby School District for 31 years. He passed away at age 85 in 2007.

**1947**

Head Coach: T. Sherman Stanford

Overall: 3-2-3

Home: 1-0-3

Away: 2-2

9/27/1947	LOCK HAVEN J.V.	T	12-12	Williamsport, Pa.
10/4/1947	at Keystone	W	12-6	La Plume, Pa.
10/11/1947	BUCKNELL FRESHMAN	T	19-19	Williamsport, Pa.
10/18/1947	KING'S (PA.)	T	7-7	Williamsport, Pa.
10/25/1947	at Wyoming Seminary	W	18-6	Kingston, Pa.
11/1/1947	WESTERN MARYLAND J.V.	W	31-0	Williamsport, Pa.
11/14/1947	at Wilkes	L	12-33	Wilkes-Barre, Pa.
11/22/1947	at Army J.V.	L	13-53	West Point, N.Y.

**1948**

Head Coach: George Baer

Overall: 0-7

Home: 0-4

Away: 0-3

10/2/1948	ITHACA	L	0-25	Williamsport, Pa.
10/9/1948	at Brockport	L	6-12	Brockport, N.Y.
10/16/1948	at King's (Pa.)	L	7-12	Wilkes-Barre, Pa.
10/23/1948	WYOMING SEMINARY	L	6-13	Williamsport, Pa.
10/30/1948	WILKES	L	7-34	S. Williamsport, Pa.
11/6/1948	at Bloomsburg	L	0-47	Bloomsburg, Pa.
11/13/1948	WESTERN MARYLAND J.V.	L	6-14	Williamsport, Pa.

**1949**

Head Coach: George Baer

Overall: 1-5

Home: 1-2

Away: 0-3

10/8/1949	at Susquehanna	L	6-34	Selinsgrove, Pa.
10/15/1949	KING'S (PA.)	L	0-6	Williamsport, Pa.
10/22/1949	BROCKPORT	W	6-0	Williamsport, Pa.
10/29/1949	at Wilkes	L	6-64	Edwardsville, Pa.
11/5/1949	BLOOMSBURG	L	0-48	Williamsport, Pa.
11/19/1949	at National Agriculture	L	7-13	Doylestown, Pa.



The 1954 Warriors were the first team since 1950, as the team was disbanded during the Korean War.



**Vincent Chimente**  
1950 • 1-7

A halfback at Lafayette College, Vince Chimente came to Lycoming College for the 1950 season as a temporary replacement. He came to the college after serving as a high school for 18 years before spending 1948-49 as a mentor of a professional team in Altoona. During the 1950 season, Chimente went into camp with 16 players before 27 more joined the team

as the semester started. The evidence of this came when the team was shutout in six of its seven losses. However, the Warriors finished the season with a masterful 41-6 win over National Agriculture (now Delaware Valley). At the end of the season, Chimente, a former minor league baseball player, went back to Altoona for work in construction. The college, meanwhile, dropped the program the next year, as male enrollment dropped due to the Korean War.



**David Busey**  
1954-66 • 41-56-3

With the reinstatement of the football team in 1954, Lycoming went about the process of hiring a new coach. A member of the U.S. Navy during World War II, Busey coached four different Navy teams. An assistant coach at the University of Illinois, his alma mater, before the war, Busey had a long history with the game, and he quickly proved a wise choice. In

his first year, though the Warriors went 0-6, he made some important decisions that were key to the team's future success. In 1956, just two years later, he fielded the College's first winning team as a member of the NCAA, finishing 5-3. In the next two years after that, the Warriors went 12-2-1. By the time he retired from the football program in 1966, he had coached 10 All-MAC selections, 13 All-Americans and won a then-school-record 41 games. Busey stayed on for another decade as the school's athletic director.

**1950**

**Head Coach: Vincent Chimente**

**Overall: 1-7**

**Home: 1-3**

**Away: 0-4**

9/23/1950	at Susquehanna	L	0-27	Selinsgrove, Pa.
9/30/1950	WASHINGTON (MD.)	L	0-32	Williamsport, Pa.
10/7/1950	at King's (Pa.)	L	0-31	Wilkes-Barre, Pa.
10/14/1950	at Mansfield	L	0-40	Mansfield, Pa.
10/21/1950	WILKES	L	14-26	Williamsport, Pa.
10/28/1950	at Juniata	L	0-33	Huntingdon, Pa.
11/4/1950	THIEL	L	0-61	Williamsport, Pa.
11/11/1950	NATIONAL AGRICULTURE	W	41-6	Williamsport, Pa.

**1951-53**

**No Teams Fielded (Korean War)**

**1954**

**Head Coach: David Busey**

**Overall: 0-6**

**Home: 0-3**

**Away: 0-3**

10/9/1954	at Lincoln (Pa.)	L	0-27	Lincoln Univ., Pa.
10/16/1954	JUNIATA	L	0-30	Williamsport, Pa.
10/23/1954	at Drexel	L	0-41	Philadelphia, Pa.
10/30/1954	at Penn Military	L	0-21	Chester, Pa.
11/6/1954	GENEVA	L	7-33	Williamsport, Pa.
11/13/1954	LOCK HAVEN	L	6-20	Williamsport, Pa.

**1955**

**Head Coach: David Busey**

**Overall: 2-4-1**

**Home: 2-2**

**Away: 0-2-1**

10/8/1955	LINCOLN (PA.)	W	18-6	S. Williamsport, Pa.
10/15/1955	at Juniata	L	13-14	Huntingdon, Pa.
10/22/1955	DREXEL	L	14-33	Williamsport, Pa.
10/29/1955	PENN MILITARY	L	13-14	Williamsport, Pa.
11/5/1955	at Geneva	L	0-6	Beaver Falls, Pa.
11/12/1955	at Lock Haven	T	19-19	Lock Haven, Pa.
11/19/1955	LEBANON VALLEY	W	25-7	Williamsport, Pa.



The 1957 Warriors notched a 5-1-1 record, the best since becoming Lycoming College.



**1956**

**Head Coach: David Busey**

**Overall: 5-3**

**Home: 3-1**

**Away: 2-2**

9/29/1956	at Moravian	L	6-20	Bethlehem, Pa.
10/6/1956	at Lebanon Valley	W	19-0	Annnville, Pa.
10/13/1956	JUNIATA	W	13-6	Williamsport, Pa.
10/20/1956	WILKES	W	26-6	Williamsport, Pa.
10/27/1956	at Penn Military	L	13-14	Chester, Pa.
11/3/1956	at Dickinson	W	13-0	Carlisle, Pa.
11/10/1956	LOCK HAVEN	L	0-7	S. Williamsport, Pa.
11/17/1956	GENEVA	W	33-19	Williamsport, Pa.

**1957**

**Head Coach: David Busey**

**Overall: 5-1-1**

**Home: 3-0**

**Away: 2-1-1**

9/28/1957	DICKINSON	W	40-6	Williamsport, Pa.
10/5/1957	MORAVIAN	W	34-13	Williamsport, Pa.
10/12/1957	at Albright	T	0-0	Reading, Pa.
10/25/1957	at Wilkes	W	13-7	Edwardsville, Pa.
11/2/1957	at Lock Haven	L	7-21	Lock Haven, Pa.
11/9/1957	PENN MILITARY	W	13-7	Williamsport, Pa.
11/16/1957	at Geneva	W	21-19	Beaver Falls, Pa.

**1958**

**Head Coach: David Busey**

**Overall: 7-1**

**Conference: 4-1**

**Home: 3-1**

**Away: 4-0**

9/27/1958	at Bridgeport	W	20-12	Bridgeport, Conn.
10/4/1958	at St. Lawrence	W	41-9	Canton, N.Y.
* 10/11/1958	ALBRIGHT	W	24-8	Williamsport, Pa.
* 10/18/1958	JUNIATA	L	7-27	Williamsport, Pa.
* 10/25/1958	WILKES	W	39-0	Williamsport, Pa.
* 11/1/1958	at Penn Military	W	13-12	Chester, Pa.
* 11/8/1958	at Western Maryland	W	27-26	Westminster, Md.
11/15/1958	GENEVA	W	14-12	Williamsport, Pa.

**1959**

**Head Coach: David Busey**

**Overall: 3-5**

**Conference: 1-4**

**Home: 2-2**

**Away: 1-3**

9/26/1959	BRIDGEPORT	W	30-6	Williamsport, Pa.
10/3/1959	AMERICAN INTERNATIONAL	W	10-0	Williamsport, Pa.
* 10/10/1959	at Albright	L	0-19	Reading, Pa.
* 10/17/1959	at Juniata	L	8-34	Huntingdon, Pa.
* 10/24/1959	at Wilkes	W	12-0	Edwardsville, Pa.
* 10/31/1959	PENN MILITARY	L	7-8	Williamsport, Pa.
* 11/7/1959	WESTERN MARYLAND	L	12-20	Williamsport, Pa.
11/14/1959	at Geneva	L	0-26	Beaver Falls, Pa.

**1960**

**Head Coach: David Busey**

**Overall: 3-5**

**Conference: 1-3**

**Home: 3-1**

**Away: 0-3**

**Neutral: 0-1**

* 9/24/1960	vs Susquehanna	L	0-18	4500	Sunbury, Pa.
* 10/1/1960	at Scranton	L	12-20		Scranton, Pa.
10/8/1960	QUANTICO MARINES	L	0-33	3000	Williamsport, Pa.,
10/15/1960	EDINBORO	W	12-6	1500	Williamsport, Pa.,
* 10/22/1960	WILKES	W	10-0	600	Williamsport, Pa.
10/29/1960	at Muhlenberg	L	13-34		Allentown, Pa.
* 11/5/1960	at Western Maryland	L	7-20		Westminster, Md.
11/12/1960	GENEVA	W	26-15	1000	Williamsport, Pa.

**1961**

**Head Coach: David Busey**

**Overall: 1-6-1**

**Conference: 1-3-1**

**Home: 0-3**

**Away: 1-2-1**

**Neutral: 0-1**

* 9/23/1961	vs Susquehanna	L	0-7	4400	Sunbury, Pa.
* 9/30/1961	HOFSTRA	L	7-20	1000	Williamsport, Pa.
10/7/1961	DELAWARE VALLEY	L	6-7	2500	Williamsport, Pa.
* 10/14/1961	at Drexel	T	6-6		Philadelphia, Pa.
* 10/21/1961	at Wilkes	W	25-2		Edwardsville, Pa.
10/28/1961	at Edinboro	L	6-20		Edinboro, Pa.
* 11/4/1961	WESTERN MARYLAND	L	6-7	1200	Williamsport, Pa.
11/11/1961	at Geneva	L	7-26		Beaver Falls, Pa.

**1962**

**Head Coach: David Busey**

**Overall: 4-4**

**Conference: 1-4**

**Home: 1-3**

**Away: 3-1**

* 9/22/1962	at Albright	W	20-6		Reading, Pa.
9/29/1962	RANDOLPH-MACON	W	20-7	2500	Williamsport, Pa.,
* 10/6/1962	SUSQUEHANNA	L	0-3	3200	Williamsport, Pa.,
* 10/13/1962	DREXEL	L	14-17	3200	Williamsport, Pa.
10/20/1962	at C.W. Post	W	32-14		Brookville, N.Y.
10/27/1962	at Delaware Valley	W	26-7		Doylestown, Pa.
* 11/3/1962	HOFSTRA	L	6-20		Williamsport, Pa.
* 11/10/1962	at Upsala	L	6-7		East Orange, N.J.

**1963**

**Head Coach: David Busey**

**Overall: 1-7**

**Conference: 1-5**

**Home: 1-3**

**Away: 0-4**

* 9/21/1963	ALBRIGHT	W	13-7	2500	Williamsport, Pa.
9/28/1963	WAYNESBURG	L	12-30	2000	Williamsport, Pa.
10/5/1963	at Randolph-Macon	L	7-12		Ashland, Va.



# Game-by-Game Results



The 1958 Warriors posted a 7-1 overall mark, setting a record for wins that stood for 18 years.

* 10/12/1963	at Drexel	L	17-22		Philadelphia, Pa.
* 10/19/1963	UPSALA	L	9-15	2800	Williamsport, Pa.
* 10/26/1963	JUNIATA	L	12-21	2800	Williamsport, Pa.
* 11/2/1963	at Western Maryland	L	6-18		Westminster, Md.
* 11/9/1963	at Muhlenberg	L	0-34		Allentown, Pa.

**1964**  
**Head Coach: David Busey**  
**Overall: 1-7**  
**Conference: 1-5**  
**Home: 1-3**  
**Away: 0-4**

9/19/1964	C.W. POST	L	8-35	2000	Williamsport, Pa.
9/26/1964	at Waynesburg	L	13-18		Waynesburg, Pa.
* 10/3/1964	at Albright	L	7-19		Reading, Pa.
* 10/10/1964	DREXEL	L	7-15	2000	Williamsport, Pa.
* 10/17/1964	at Upsala	L	6-12		East Orange, N.J.
* 10/24/1964	at Juniata	L	6-11		Huntingdon, Pa.
* 10/31/1964	WESTERN MARYLAND	L	14-17	2000	Williamsport, Pa.
* 11/7/1964	MUHLENBERG	W	9-0	1500	Williamsport, Pa.

**1965**  
**Head Coach: David Busey**  
**Overall: 5-3**  
**Conference: 4-2**  
**Home: 3-1**  
**Away: 2-2**

9/18/1965	DELAWARE VALLEY	W	6-0	1500	Williamsport, Pa.
9/25/1965	at Grove City	L	12-16		Grove City, Pa.
* 10/2/1965	ALBRIGHT	W	19-9	2000	Williamsport, Pa.
* 10/9/1965	at Western Maryland	L	13-19	2500	Westminster, Md.
* 10/16/1965	UPSALA	W	7-6	4000	Williamsport, Pa.
* 10/23/1965	JUNIATA	L	13-17	3000	Williamsport, Pa.
* 10/30/1965	at Susquehanna	W	27-8	4700	Selingsgrove, Pa.
* 11/6/1965	at Muhlenberg	W	56-6		Allentown, Pa.

**1966**  
**Head Coach: David Busey**  
**Overall: 4-4**  
**Conference: 4-3**  
**Home: 2-2**  
**Away: 2-2**

* 9/17/1966	at Delaware Valley	W	21-20		Doylestown, Pa.
9/25/1966	GROVE CITY	L	8-27		Williamsport, Pa.
* 10/2/1966	at Albright	L	0-10	1200	Reading, Pa.
* 10/8/1966	WESTERN MARYLAND	W	27-14	5000	Williamsport, Pa.
* 10/16/1966	UPSALA	L	12-27	3000	Williamsport, Pa.
* 10/23/1966	at Juniata	L	16-47	4200	Huntingdon, Pa.
* 10/30/1966	at Franklin & Marshall	W	17-0		Lancaster, Pa.
* 11/6/1966	MUHLENBERG	W	31-20	3000	Williamsport, Pa.



## Budd Whitehill 1967-71 • 10-30

When Budd Whitehill came to Lycoming College to start the wrestling program in 1956, he was just two years removed from the end of a career as a minor league pitcher, having moved around from Quebec to Kentucky. He began at the college as an assistant football and head wrestling and baseball coach. He stopped coaching baseball in 1963 to focus on wrestling and football before becoming the head football coach in 1966. He spent five years in the dual role before encouraging the hiring of his assistant, Frank Girardi, to take over the football team. Meanwhile, he truly left his mark on the mat. Among numerous other honors, Whitehill coached 11 teams that finished amongst the NCAA's top 20.

**1967**  
**Head Coach: Budd Whitehill**  
**Overall: 3-5**  
**Conference: 3-5**  
**Home: 2-3**  
**Away: 1-2**

* 9/23/67	ALBRIGHT	W	20-7	2000	Williamsport, Pa.
* 9/30/67	at Wagner	L	13-27		Staten Island, N.Y.
* 10/7/67	WESTERN MARYLAND	L	0-20	2500	Williamsport, Pa.
* 10/14/67	UPSALA	L	0-27	1500	Williamsport, Pa.
* 10/21/67	JUNIATA	L	6-42	2500	Williamsport, Pa.
* 10/28/67	FRANKLIN & MARSHALL	W	12-7	2100	Williamsport, Pa.
* 11/4/67	at Muhlenberg	W	32-14		Allentown, Pa.
* 11/11/67	at Delaware Valley	L	30-48		Doylestown, Pa.

**1968**  
**Head Coach: Budd Whitehill**  
**Overall: 1-7**  
**Conference: 1-7**  
**Home: 1-2**  
**Away: 0-5**

* 9/21/68	at Albright	L	0-9		Reading, Pa.
* 9/28/68	WAGNER	W	10-0		Williamsport, Pa.
* 10/5/68	DELAWARE VALLEY	L	3-39		Williamsport, Pa.
* 10/12/68	at Western Maryland	L	29-37		Westminster, Md.
* 10/19/68	at Juniata	L	7-25		Huntingdon, Pa.
* 10/26/68	at Susquehanna	L	13-17		Selingsgrove, Pa.
* 11/2/68	at Upsala	L	8-39		East Orange, N.J.
* 11/9/68	MUHLENBERG	L	13-21		Williamsport, Pa.



The 1972 Warriors were the first coached by Frank Girardi, who went on to pace the sidelines for 36 years.

**1969**

**Head Coach: Budd Whitehill**

**Overall: 1-7**

**Conference: 1-7**

**Home: 1-4**

**Away: 0-3**

* 9/20/69	ALBRIGHT	L	7-13	2000	Williamsport, Pa.
* 9/27/69	WILKES	L	13-34		Williamsport, Pa.
* 10/4/69	at Delaware Valley	L	7-20		Doylestown, Pa.
* 10/11/69	WESTERN MARYLAND	W	22-14		Williamsport, Pa.
* 10/18/69	JUNIATA	L	7-21	5500	Williamsport, Pa.
* 10/25/69	at Susquehanna	L	8-35		Selinsgrove, Pa.
* 11/1/69	UPSALA	L	7-8		Williamsport, Pa.
* 11/8/69	at Muhlenberg	L	21-27		Allentown, Pa.

**1970**

**Head Coach: Budd Whitehill**

**Overall: 3-5**

**Conference: 3-4**

**Home: 1-3**

**Away: 2-2**

* 9/19/70	at Albright	L	0-7		Albright, Pa.
* 9/26/70	at Wilkes	W	21-19		Edwardsville, Pa.
10/3/70	WESTMINSTER (PA.)	L	0-28	3000	Williamsport, Pa.
* 10/10/70	at Western Maryland	L	20-27		Westminster, Md.
* 10/17/70	at Juniata	W	29-14		Huntingdon, Pa.
* 10/24/70	SUSQUEHANNA	L	0-21	3500	Williamsport, Pa.
* 10/31/70	UPSALA	L	7-18	2500	Williamsport, Pa.
* 11/7/70	DELAWARE VALLEY	W	13-6	4500	Williamsport, Pa.

**1971**

**Head Coach: Budd Whitehill**

**Overall: 2-6**

**Conference: 2-5**

**Home: 0-4**

**Away: 2-2**

* 9/19/71	ALBRIGHT	L	3-20	3500	Williamsport, Pa.
* 9/26/71	WILKES	L	0-29	3200	Williamsport, Pa.
10/3/71	at Westminster (Pa.)	L	13-25		New Wilmington, Pa.
* 10/10/71	WESTERN MARYLAND	L	7-18	3200	Williamsport, Pa.
* 10/17/71	JUNIATA	L	0-17	3100	Williamsport, Pa.
* 10/23/71	at Susquehanna	W	25-10		Selinsgrove, Pa.
* 10/30/71	at Upsala	L	15-22		East Orange, N.J.
* 11/6/71	at Delaware Valley	W	20-16		Doylestown, Pa.



**Frank Girardi**

**1972-2007 • 257-97-5**

After growing up in the shadows of the College, Frank Girardi took the helm of the football program in 1972 after serving as an assistant coach under Budd Whitehill for three years. It took Girardi, a former running back at Williamsport Area High School and West Chester University, three years, but when the team finished 6-2 in 1975, it started a streak

of 29 consecutive winning seasons under the coach. In his 36 seasons at Lycoming, Girardi built a record of 257-97-5 – a winning percentage of .723. In 2005, he became only the 17th coach at any NCAA level to reach the 250-win plateau. He coached 13 Middle Atlantic Conference championship teams and made 11 appearances in the NCAA playoffs, including two trips to the the Division III national championship game, 1990 and 1997.

**1972**

**Head Coach: Frank Girardi**

**Overall: 2-6**

**Conference: 2-5**

**Home: 2-2**

**Away: 0-4**

* 9/23/72	at Albright	L	0-39		Reading, Pa.
* 9/30/72	at Wilkes	L	0-29		Edwardsville, Pa.
10/7/72	GENEVA	L	3-27	3000	Williamsport, Pa.
* 10/14/72	DELAWARE VALLEY	L	3-8	3000	Williamsport, Pa.
* 10/21/72	at Juniata	L	0-7		Huntingdon, Pa.
* 10/28/72	SUSQUEHANNA	W	16-12	3000	Williamsport, Pa.
* 11/4/72	at Upsala	L	12-15		East Orange, N.J.
* 11/11/72	WESTERN MARYLAND	W	31-0	3500	Williamsport, Pa.

**1973**

**Head Coach: Frank Girardi**

**Overall: 2-6**

**Conference: 2-5**


**Home: 1-3**

**Away: 1-3**

* 9/22/73	ALBRIGHT	L	6-21	2000	Williamsport, Pa.
* 9/29/73	WILKES	L	0-25	4000	Williamsport, Pa.
10/6/73	at Geneva	L	10-34	3000	Beaver Falls, Pa.
* 10/13/73	at Delaware Valley	L	7-14	3500	Doylestown, Pa.
* 10/20/73	JUNIATA	L	3-27	3500	Williamsport, Pa.



# Game-by-Game Results



The 1978 Warriors were the first to win a MAC title, earning a Northern Division Championship.

* 10/27/73	at	Susquehanna	W	18-13	2500	Selinsgrove, Pa.
* 11/3/73		UPSALA	W	20-6	3500	Williamsport, Pa.
* 11/10/73	at	Western Maryland	L	0-20	1500	Westminster, Md.

**1974**  
**Head Coach: Frank Girardi**  
**Overall: 3-6**  
**Conference: 2-5**  
**Home: 1-4**

<b>Away: 2-2</b>						
9/14/74		LOCK HAVEN	W	10-6	12000	Williamsport, Pa.
* 9/21/74	at	Albright	L	0-16	2000	Reading, Pa.
* 9/28/74	at	Wilkes	L	14-20	1000	Edwardsville, Pa.
* 10/5/74		JUNIATA	L	0-26	1500	Williamsport, Pa.
10/12/74		TOWSON	L	7-42	3500	Williamsport, Pa.
* 10/19/74	at	Upsala	W	20-14	2000	East Orange, N.J.
* 10/26/74		DELAWARE VALLEY	L	13-19	3000	Williamsport, Pa.
* 11/2/74		SUSQUEHANNA	L	18-30	1000	Williamsport, Pa.
* 11/9/74	at	Western Maryland	W	28-14	1500	Westminster, Md.

**1975**  
**Head Coach: Frank Girardi**  
**Overall: 6-2**  
**Conference: 3-2**  
**Home: 3-1**

<b>Away: 3-1</b>						
9/13/75	at	Lock Haven	W	23-0	3000	Lock Haven, Pa.
* 9/20/75		ALBRIGHT	L	0-14	2500	Williamsport, Pa.
* 10/4/75	at	Susquehanna	W	13-7	2500	Selinsgrove, Pa.
* 10/11/75	at	Delaware Valley	W	10-6	2000	Doylestown, Pa.
* 10/18/75		JUNIATA	W	16-12	3000	Williamsport, Pa.
10/25/75		FDU-MADISON	W	49-0	3200	Williamsport, Pa.
* 11/1/75	at	Upsala	L	0-7	2500	East Orange, N.J.
11/8/75		WESTERN MARYLAND	W	28-14	7200	Williamsport, Pa.

**1976**  
**Head Coach: Frank Girardi**  
**Overall: 8-1**  
**Conference: 5-1**  
**Home: 4-0**

<b>Away: 4-1</b>						
9/11/76		LOCK HAVEN	W	23-0	2500	Williamsport, Pa.
* 9/25/76	at	Wilkes	W	21-15	2000	Edwardsville, Pa.
* 9/18/76	at	Albright	L	0-14	2500	Reading, Pa.
* 10/2/76		SUSQUEHANNA	W	13-7	3000	Williamsport, Pa.
* 10/9/76		DELAWARE VALLEY	W	10-6	1000	Williamsport, Pa.
* 10/16/76	at	Juniata	W	16-12	2500	Huntingdon, Pa.
10/23/76	at	FDU-Madison	W	49-0	1000	Madison, N.J.
* 10/30/76		UPSALA	W	17-10	3000	Williamsport, Pa.
11/6/76	at	Western Maryland	W	28-13	3000	Westminster, Md.

**1977**  
**Head Coach: Frank Girardi**  
**Overall: 6-3**  
**Conference: 4-2**  
**Home: 4-1**  
**Away: 2-2**

9/10/77	at	Dickinson	L	3-7	2000	Carlisle, Pa.
* 9/17/77		ALBRIGHT	L	6-16	3000	Williamsport, Pa.
* 9/24/77		WILKES	W	7-0	1000	Williamsport, Pa.
* 10/1/77	at	Susquehanna	W	7-0	1000	Selinsgrove, Pa.
* 10/8/77	at	Delaware Valley	W	16-8	2000	Doylestown, Pa.
* 10/15/77		JUNIATA	W	10-0	3000	Williamsport, Pa.
10/22/77		FDU-MADISON	W	28-0	2500	Williamsport, Pa.
* 10/29/77	at	Upsala	L	7-8	2500	East Orange, N.J.
11/5/77		WESTERN MARYLAND	W	27-7	1500	Williamsport, Pa.

**1978**  
**MAC Northern Division Champions**  
**Head Coach: Frank Girardi**  
**Overall: 7-2**  
**Conference: 5-1**  
**Home: 4-0**

<b>Away: 3-2</b>						
9/9/78	at	Lock Haven	W	24-14	3500	Lock Haven, Pa.
* 9/16/78	at	Albright	W	10-0	3000	Reading, Pa.
* 9/23/78	at	Wilkes	W	41-8	2000	Edwardsville, Pa.
* 9/30/78		SUSQUEHANNA	W	21-0	2500	Williamsport, Pa.
* 10/7/78		DELAWARE VALLEY	W	21-7	3000	Williamsport, Pa.
* 10/14/78	at	Juniata	L	7-24	4000	Huntingdon, Pa.
10/21/78	at	Western Maryland	L	7-23	1000	Westminster, Md.
* 10/28/78		UPSALA	W	12-10	3500	Williamsport, Pa.
11/4/78		DICKINSON	W	20-7	2000	Williamsport, Pa.

**1979**  
**MAC Northern Division Champions**  
**Head Coach: Frank Girardi**  
**Overall: 8-1-1**  
**Conference: 6-0-1**  
**Home: 5-1**

<b>Away: 3-0-1</b>						
9/8/79		LOCK HAVEN	W	15-12	2587	Williamsport, Pa.
* 9/15/79		ALBRIGHT	W	15-5	2322	Williamsport, Pa.
* 9/22/79		WILKES	W	10-7	2001	Williamsport, Pa.
* 9/29/79	at	Susquehanna	W	30-0	4500	Selinsgrove, Pa.
* 10/6/79	at	Delaware Valley	W	24-9	3175	Doylestown, Pa.
* 10/13/79		JUNIATA	W	21-0	3367	Williamsport, Pa.
10/20/79		WESTERN MARYLAND	L	7-12	3750	Williamsport, Pa.
* 10/27/79	at	Upsala	T	6-6	3250	East Orange, N.J.
* 11/3/79		FDU-MADISON	W	48-7	2031	Williamsport, Pa.
11/10/79	at	Dickinson	W	52-0	300	Carlisle, Pa.



The 1985 Warriors were the first in school history to complete an undefeated regular season.



**1980**

Head Coach: Frank Girardi

Overall: 9-1

Conference: 6-1

Home: 4-1

Away: 5-0

9/13/80	at Lock Haven	W	15-7	Lock Haven, Pa.
* 9/20/80	ALBRIGHT	W	45-3	Williamsport, Pa.
* 9/27/80	at Wilkes	W	40-0	Edwardsville, Pa.
* 10/4/80	SUSQUEHANNA	W	46-3	Williamsport, Pa.
* 10/11/80	DELAWARE VALLEY	L	0-9	Williamsport, Pa.
* 10/18/80	at Juniata	W	28-7	Huntingdon, Pa.
10/25/80	at Western Maryland	W	10-7	Westminster, Md.
* 11/1/80	UPSALA	W	37-13	Williamsport, Pa.
* 11/8/80	at FDU-Madison	W	61-0	Madison, N.J.
11/15/80	DICKINSON	W	45-37	Williamsport, Pa.

**1981**

Head Coach: Frank Girardi

Overall: 5-4-1

Conference: 4-2-1

Home: 2-2

Away: 3-2-1

9/12/81	LOCK HAVEN	L	0-7	2500	Williamsport, Pa.
* 9/19/81	at Susquehanna	L	3-6	1900	Selinsgrove, Pa.
* 9/26/81	WILKES	W	35-0	2500	Williamsport, Pa.
10/3/81	at Waynesburg	L	12-34	2800	Waynesburg
* 10/10/81	DELAWARE VALLEY	L	3-12	3000	Williamsport, Pa.
* 10/17/81	at Upsala	W	22-14	1700	East Orange, N.J.
10/24/81	at Dickinson	W	36-0	2200	Carlisle, Pa.
* 10/31/81	JUNIATA	W	11-10	1500	Williamsport, Pa.
* 11/7/81	at Albright	T	13-13	1200	Reading, Pa.
* 11/14/81	at FDU-Florham	W	40-14	500	FDU-Florham

**1982**

Head Coach: Frank Girardi

MAC Northern Division Champions

Overall: 8-2

Conference: 6-1

Home: 5-0

Away: 3-2

9/11/82	at Lock Haven	L	7-14	5000	Lock Haven, Pa.
* 9/18/82	SUSQUEHANNA	W	17-6	750	Williamsport, Pa.
* 9/25/82	at Wilkes	W	22-10	1000	Edwardsville, Pa.
10/2/82	WAYNESBURG	W	7-0	2000	Williamsport, Pa.
* 10/9/82	at Delaware Valley	L	15-21	2500	Doylestown, Pa.
* 10/16/82	UPSALA	W	26-0	2500	Williamsport, Pa.
10/23/82	DICKINSON	W	35-0	700	Williamsport, Pa.
* 10/30/82	at Juniata	W	25-12	2000	Huntingdon, Pa.
* 11/6/82	ALBRIGHT	W	21-10	300	Williamsport, Pa.
* 11/13/82	at FDU-Madison	W	47-0	300	Madison, N.J.

**1983**

Head Coach: Frank Girardi

Overall: 7-2-1

Conference: 6-1-1

Home: 5-0-1

Away: 2-2

9/10/83	LOCK HAVEN	W	14-0	3500	Williamsport, Pa.
* 9/17/83	SUSQUEHANNA	T	3-3	2200	Williamsport, Pa.
* 9/24/83	WILKES	W	59-0	2700	Williamsport, Pa.
* 10/1/83	at Widener	W	37-0	4200	Chester, Pa.
* 10/8/83	ALBRIGHT	W	14-0	2400	Williamsport, Pa.
* 10/15/83	at Upsala	W	31-0	2000	East Orange, N.J.
* 10/22/83	at Moravian	L	7-10	3000	Bethlehem, Pa.
* 10/29/83	JUNIATA	W	20-7	1600	Williamsport, Pa.
* 11/5/83	DELAWARE VALLEY	W	21-20	1500	Williamsport, Pa.
11/12/83	at Bloomsburg	L	10-28	1000	Bloomsburg, Pa.

**1984**

Head Coach: Frank Girardi

Overall: 8-2

Conference: 6-2

Home: 4-1

Away: 4-1

9/8/84	at Lock Haven	W	17-14	3000	Lock Haven, Pa.
* 9/15/84	at Susquehanna	L	7-24	2500	Selinsgrove, Pa.
* 9/22/84	WILKES	W	35-13	800	Williamsport, Pa.
* 9/29/84	WIDENER	W	22-20	3000	Williamsport, Pa.
* 10/6/84	at Albright	W	44-0	1500	Reading, Pa.
* 10/13/84	UPSALA	L	10-17	2800	Williamsport, Pa.
* 10/20/84	MORAVIAN	W	38-20	1000	Williamsport, Pa.
* 10/27/84	at Juniata	W	29-28	2900	Huntingdon, Pa.
* 11/3/84	at Delaware Valley	W	42-7	1500	Doylestown, Pa.
11/10/84	BLOOMSBURG	W	24-14	1700	Williamsport, Pa.

**1985**

Head Coach: Frank Girardi

MAC Champions

NCAA Division III Playoffs

Overall: 10-1

Conference: 9-0

Home: 6-1


Away: 4-0

9/14/1985	LOCK HAVEN	W	29-8	3000	Williamsport, Pa.
* 9/25/85	SUSQUEHANNA	W	20-14	1700	Williamsport, Pa.
* 9/28/85	WILKES	W	27-3	3000	Williamsport, Pa.
* 10/5/85	at Widener	W	18-10	6000	Chester, Pa.
* 10/12/85	ALBRIGHT	W	43-0	1700	Williamsport, Pa.
* 10/19/85	at Upsala	W	50-0	1000	Upsala, Pa.
* 10/26/85	at Moravian	W	17-15	2200	Bethlehem, Pa.
* 11/2/85	JUNIATA	W	39-27	2000	Williamsport, Pa.
* 11/9/85	DELAWARE VALLEY	W	38-0	2200	Williamsport, Pa.
* 11/16/85	at Lebanon Valley	W	59-0	100	Annaville, Pa.
p 11/23/85	GETTYSBURG	L	10-14		Williamsport, Pa.



# Game-by-Game Results

The 1989 Warriors won the first NCAA Tournament game in school history, beating Dickinson, 21-0.



## 1986

Head Coach: Frank Girardi

Overall: 8-2

Conference: 7-2

Home: 3-1

Away: 5-1

9/13/86	at	Lock Haven	W	24-21	4,000	Lock Haven, Pa.
* 9/20/86	at	Susquehanna	L	42-43	3,500	Selinsgrove, Pa.
* 9/27/86	at	Wilkes	W	14-7	1000	Edwardsville, Pa.
* 10/4/86		WIDENER	L	13-14	2,000	Williamsport, Pa.
* 10/11/86	at	Albright	W	34-0	3,000	Reading, Pa.
* 10/18/86		UPSALA	W	42-0	1,000	Williamsport, Pa.
* 10/25/86		MORAVIAN	W	17-15	2,500	Williamsport, Pa.
* 11/1/86	at	Juniata	W	63-27	3,600	Huntingdon, Pa.
* 11/8/86	at	Delaware Valley	W	30-7	1,000	Doylestown, Pa.
* 11/15/86		LEBANON VALLEY	W	30-13	750	Williamsport, Pa.

## 1987

Head Coach: Frank Girardi

Overall: 6-2-1

Conference: 6-2-1

Home: 3-1

Away: 3-1-1

* 9/19/87		UPSALA	W	7-0	1000	Williamsport, Pa.
* 9/26/87	at	Delaware Valley	T	7-7	1800	Doylestown, Pa.
* 10/3/87	at	Lebanon Valley	W	7-6	2400	Annaville, Pa.
* 10/10/87		WIDENER	L	17-24	2200	Williamsport, Pa.
* 10/17/87	at	Juniata	L	7-10	1,175	Huntingdon, Pa.
* 10/24/87	at	Moravian	W	30-3	4200	Bethlehem, Pa.
* 10/31/87		ALBRIGHT	W	28-3	3,800	Williamsport, Pa.
* 11/7/87	at	Susquehanna	W	7-6	1,200	Selinsgrove, Pa.
* 11/14/89		WILKES	W	14-10	2500	Williamsport, Pa.

## 1988

Head Coach: Frank Girardi

Overall: 7-3

Conference: 5-3

Home: 3-2

Away: 4-1

9/10/88	at	Kean	W	20-6	2,500	Union, N.J.
9/17/88	at	Upsala	W	34-14	850	East Orange, N.J.
* 9/24/88		DELAWARE VALLEY	W	28-0	1800	Williamsport, Pa.
* 10/1/88		LEBANON VALLEY	W	42-3	2400	Williamsport, Pa.
* 10/8/88	at	Widener	L	5-17	6,500	Chester, Pa.
* 10/15/89		JUNIATA	W	20-10	1,300	Williamsport, Pa.
* 10/22/88		MORAVIAN	L	6-17	700	Williamsport, Pa.
* 10/29/89	at	Albright	W	23-0	2,200	Reading, Pa.
* 11/5/88		SUSQUEHANNA	L	0-23	1200	Williamsport, Pa.
* 11/12/88	at	Wilkes	W	54-14	2500	Edwardsville, Pa.

## 1989

Head Coach: Frank Girardi

MAC Co-Champions

NCAA Division III Quarterfinalists

Overall: 10-2

Conference: 7-1

Home: 5-1

Away: 5-1

9/2/89		MANSFIELD	W	27-0	3500	Williamsport, Pa.
9/9/89		KEAN	W	16-0	1500	Williamsport, Pa.
* 9/23/89	at	Delaware Valley	W	14-10	1000	Doylestown, Pa.
* 9/30/89	at	Lebanon Valley	W	28-3	4600	Annaville, Pa.
* 10/7/89		WIDENER	W	21-0	4,100	Williamsport, Pa.
* 10/14/89	at	Juniata	W	46-0	1,975	Huntingdon, Pa.
* 10/21/89	at	Moravian	W	30-20	4,900	Bethlehem, Pa.
* 10/28/89		ALBRIGHT	W	22-8	4,100	Williamsport, Pa.
* 11/4/89	at	Susquehanna	L	17-24	2,650	Selinsgrove, Pa.
* 11/11/89		WILKES	W	45-3	1,500	Williamsport, Pa.
p 11/18/89	at	Dickinson	W	21-0	3,500	Carlisle, Pa.
p 11/25/89		FERRUM	L	24-49	3,000	Williamsport, Pa.

## 1990

Head Coach: Frank Girardi

MAC Champions

NCAA Division III Runners-Up

Overall: 12-1

Conference: 8-0

Home: 6-0

Away: 6-0

Neutral: 0-1

9/8/90	at	Kean	W	30-20	2500	Union, N.J.
* 9/22/90		DELAWARE VALLEY	W	33-21	3,000	Williamsport, Pa.
* 9/29/90		LEBANON VALLEY	W	17-0	3,000	Williamsport, Pa.
* 10/6/90	at	Widener	W	16-14	4,500	Chester, Pa.
* 10/13/90		JUNIATA	W	31-0	5200	Williamsport, Pa.
* 10/20/90		MORAVIAN	W	38-7	1,800	Williamsport, Pa.
* 10/27/90	at	Albright	W	34-7	3500	Reading, Pa.
* 11/3/90		SUSQUEHANNA	W	23-6	6,500	Williamsport, Pa.
* 11/10/90	at	Wilkes	W	14-0	250	Edwardsville, Pa.
p 11/17/90		CARNEGIE MELLON	W	17-7		Williamsport, Pa.
p 11/24/90	at	Washington & Jefferson	W	24-0		Washington, Pa.
p 12/1/90	at	Hofstra	W	20-10	6,347	Hempstead, N.Y.
p 12/8/90	vs	Allegheny	L	14-21	OT 4,800	Bradenton, Fla.





# Game-by-Game Results



The 1996 Warriors reached the NCAA semi-finals, posting an 11-1 record.

11/2/96	SUSQUEHANNA	W	27-14	4600	Williamsport, Pa.
11/9/96	at Lebanon Valley	W	35-7	750	Annville, Pa.
* 11/16/96	WILKES	W	21-13	4600	Williamsport, Pa.
p 11/23/96	URSINUS	W	31-24	3200	Williamsport, Pa.
p 11/30/96	ALBRIGHT	W	31-13	3100	Williamsport, Pa.
p 12/7/96	at Rowan	L	14-33	2200	Glassboro, NJ

**1997**  
**Head Coach: Frank Girardi**  
**Freedom League Champions**  
**Co-MAC Champions**  
**NCAA Division III Runners-Up**

**Overall: 12-1**  
**Conference: 4-0**  
**Home: 7-0**  
**Away: 5-0**  
**Neutral: 0-1**

9/13/97	at Moravian	W	17-14	2719	Bethlehem, Pa.
* 9/20/97	KING'S	W	42-3	3200	Williamsport, Pa.
* 10/4/97	at FDU-Madison	W	35-19	2000	Madison, N.J.
10/11/97	at Juniata	W	20-16	1300	Huntingdon, Pa.
* 10/18/97	DELAWARE VALLEY	W	49-3	2700	Williamsport, Pa.
10/25/97	WIDENER	W	19-17	2300	Williamsport, Pa.
11/1/97	at Susquehanna	W	21-12	3000	Selingsgrove, Pa.
11/8/97	LEBANON VALLEY	W	26-7	760	Williamsport, Pa.
* 11/15/97	at Wilkes	W	26-12	750	Edwardsville, Pa.
p 11/22/97	WESTERN MARYLAND	W	27-13	2600	Williamsport, Pa.
p 11/29/97	TRINITY (TEXAS)	W	46-26	3100	Williamsport, Pa.
p 12/6/97	ROWAN	W	28-20	5000	Williamsport, Pa.
p 12/13/97	vs Mount Union	L	12-61	5777	Salem, Va.

**1998**  
**Head Coach: Frank Girardi**  
**Freedom League Champions**  
**Overall MAC Champions**  
**NCAA Division III Playoffs**

**Overall: 10-1**  
**Conference: 4-0**  
**Home: 7-1**  
**Away: 3-0**

9/12/98	MORAVIAN	W	36-0	3270	Williamsport, Pa.
* 9/19/98	KINGS	W	28-13	2400	Wilkes-Barre, Pa.
* 10/3/98	FDU-MADISON	W	42-6	2600	Williamsport, Pa.
10/10/98	JUNIATA	W	39-14	3840	Williamsport, Pa.
* 10/17/98	at Delaware Valley	W	50-0	2750	Doylestown, Pa.
10/24/98	at Widener	W	15-13	5000	Chester, Pa.
10/31/98	SUSQUEHANNA	W	46-13	3750	Williamsport, Pa.
11/7/98	at Lebanon Valley	W	47-14	1800	Lebanon Valley
* 11/14/98	WILKES	W	21-12	3250	Williamsport, Pa.
p 11/21/98	CATHOLIC	W	49-14	2700	Williamsport, Pa.
p 11/28/98	TRINITY (TEXAS)	L	21-37	2250	Williamsport, Pa.

**1999**  
**Head Coach: Frank Girardi**  
**Freedom League Champions**  
**Overall MAC Champions**  
**NCAA Division III Playoffs**

**Overall: 9-1**  
**Conference: 4-0**  
**Home: 4-1**  
**Away: 5-0**

9/11/99	at Juniata	W	19-13	3125	Huntingdon, Pa.
9/18/99	WIDENER	W	30-0	4230	Williamsport, Pa.
* 9/25/99	KING'S	W	41-0	4325	Williamsport, Pa.
10/9/99	LEBANON VALLEY	W	41-7	3120	Williamsport, Pa.
* 10/16/99	at Wilkes	W	20-15	3500	Edwardsville, Pa.
10/23/99	at Albright	W	43-9	1326	Reading, Pa.
* 10/30/99	DELAWARE VALLEY	W	34-0	2140	Williamsport, Pa.
11/6/99	at Susquehanna	W	36-7	5000	Selingsgrove, Pa.
* 11/13/99	at FDU-Madison	W	27-3	3200	Madison, N.J.
p 11/20/99	#24 WASHINGTON & JEFFERSON	L	7-14	2400	Williamsport, Pa.

**2000**  
**Head Coach: Frank Girardi**  
**Freedom League Champions**  
**Overall: 7-2**  
**Conference: 4-0**

**Home: 4-1**  
**Away: 3-1**

9/9/00	JUNIATA	W	21-7	2800	Williamsport, Pa.
9/16/00	at Widener	L	49-50	3500	Chester, Pa.
* 9/23/00	at King's	W	41-24	2700	Wilkes-Barre, Pa.
10/7/00	at Lebanon Valley	W	42-20	1500	Annville, Pa.
* 10/14/00	WILKES	W	21-6	3200	Williamsport, Pa.
10/21/00	ALBRIGHT	W	39-3	4348	Williamsport, Pa.
* 10/28/00	at Delaware Valley	W	24-7	2000	Doylestown, Pa.
11/4/00	SUSQUEHANNA	L	14-16	2708	Williamsport, Pa.
* 11/11/00	FDU-MADISON	W	34-12	1732	Williamsport, Pa.

**2001**  
**Head Coach: Frank Girardi**  
**Overall: 8-1**  
**Conference: 8-1**

**Home: 3-1**  
**Away: 5-0**

* 9/8/01	LEBANON VALLEY	W	40-0	3450	Williamsport, Pa.
* 9/15/01	at Susquehanna	W	45-20	3100	Selingsgrove, Pa.
* 9/22/01	KING'S	W	20-14	4200	Williamsport, Pa.
* 9/29/01	#5 WIDENER	L	0-35	4354	Williamsport, Pa.
* 10/6/01	at FDU-Florham	W	47-0	3512	Madison, N.J.
* 10/20/01	at Albright	W	21-10	4000	Reading, Pa.
* 10/27/01	at Wilkes	W	27-24	2400	Edwardsville, Pa.
* 11/3/01	DELAWARE VALLEY	W	51-12	2904	Williamsport, Pa.
* 11/10/01	at Juniata	W	42-14	1100	Huntingdon, Pa.



The 2003 Warriors were the last to win an NCAA Tournament game, reaching the quarterfinals with an overtime win over East Texas Baptist.



**2002**

Head Coach: Frank Girardi

Overall: 6-3

Conference: 6-3

Home: 3-2

Away: 3-1

* 9/7/02	at Delaware Valley	W	54-0	2700	Doylestown, Pa.
* 9/14/02	at Lebanon Valley	W	24-6	2600	Annville, Pa.
* 9/21/02	SUSQUEHANNA	W	50-3	3426	Williamsport, Pa.
* 9/28/02	at King's	W	24-10	3000	Wilkes-Barre, Pa.
* 10/5/02	at #6 Widener	L	14-20	4000	Chester, Pa.
* 10/12/02	FDU-FLORHAM	L	28-34	2689	Williamsport, Pa.
* 10/26/02	ALBRIGHT	W	35-12	1783	Williamsport, Pa.
* 11/2/02	WILKES	L	14-23	1432	Williamsport, Pa.
* 11/16/02	JUNIATA	W	55-24	1189	Williamsport, Pa.

**2003**

Head Coach: Frank Girardi

MAC Champions

NCAA Division III Quarterfinals

Overall: 9-2

Conference: 8-1

Home: 6-2

Away: 3-0

* 9/3/03	KING'S	W	31-21	1868	Williamsport, Pa.
* 9/20/03	at Wilkes	W	29-13	1800	Edwardsville, Pa.
* 9/27/03	ALBRIGHT	W	38-21	3120	Williamsport, Pa.
* 10/11/03	FDU-FLORHAM	W	24-7	2103	Williamsport, Pa.
* 10/18/03	DELAWARE VALLEY	L	27-38	3287	Williamsport, Pa.
* 10/25/03	at Moravian	W	26-14	3599	Bethlehem, Pa.
* 11/1/03	at Juniata	W	28-14	2300	Huntingdon, Pa.
* 11/8/03	WIDENER	W	45-22	3800	Williamsport, Pa.
* 11/15/03	SUSQUEHANNA	W	38-0	3294	Williamsport, Pa.
p 11/29/03	#16 EAST TEXAS BAPTIST	W	13-7	OT 1874	Williamsport, Pa.
p 12/7/03	#10 BRIDGEWATER	L	9-13	1213	Williamsport, Pa.

**2004**

Head Coach: Frank Girardi

Overall: 3-7

Conference: 3-6

Home: 2-2

Away: 1-5

* 9/11/04	at King's	L	28-31	2800	Wilkes-Barre, Pa.
* 9/18/04	WILKES	W	21-13	2837	Williamsport, Pa.
* 9/25/04	at Albright	L	32-49	2126	Reading, Pa.
* 10/2/04	at #16 Ithaca	L	7-49	2951	Ithaca, N.Y.
* 10/9/04	FDU-FLORHAM	W	31-7	2253	Williamsport, Pa.
* 10/16/04	at #19 Delaware Valley	L	19-26	3400	Doylestown, Pa.
* 10/23/04	MORAVIAN	L	14-35	1751	Williamsport, Pa.
* 10/30/04	JUNIATA	L	7-14	1306	Williamsport, Pa.
* 11/6/04	at Widener	L	0-7	2000	Chester, Pa.
* 11/13/04	at Susquehanna	W	35-7	3000	Selinsgrove, Pa.

**2005**

Head Coach: Frank Girardi

Overall: 6-4

Conference: 5-4

Home: 4-2

Away: 2-2

* 9/10/2005	JUNIATA	W	35-0	2740	Williamsport, Pa.
* 9/17/2005	at Widener	L	7-15	2000	Chester, Pa.
* 9/24/05	#10 DELAWARE VALLEY	L	13-31	3112	Williamsport, Pa.
* 10/1/05	at FDU-Florham	L	14-49	4511	Madison, N.J.
* 10/8/05	WILKES	L	14-17	2300	Williamsport, Pa.
* 10/15/05	#8 ITHACA	W	33-30	OT 2100	Williamsport, Pa.
* 10/22/05	at Lebanon Valley	W	7-6	650	Annville, Pa.
* 10/29/05	MORAVIAN	W	17-13	1847	Williamsport, Pa.
* 11/5/05	at Albright	W	14-13	2130	Reading, Pa.
* 11/12/05	SUSQUEHANNA	W	17-10	3318	Williamsport, Pa.

**2006**

Head Coach: Frank Girardi

Overall: 4-5

Conference: 4-5

Home: 2-2

Away: 2-3

* 9/9/2006	at Juniata	W	20-15	2300	Huntingdon, Pa.
* 9/16/2006	WIDENER	W	15-12	1722	Williamsport, Pa.
* 9/23/2006	at #20 Delaware Valley	L	16-17	2700	Doylestown, Pa.
* 9/30/2006	FDU-FLORHAM	W	23-14	1961	Williamsport, Pa.
* 10/7/2006	at #16 Wilkes	L	7-37	2500	Edwardsville, Pa.
* 10/21/2006	LEBANON VALLEY	L	9-15	2562	Williamsport, Pa.
* 10/28/2006	at Moravian	L	3-22	1003	Bethlehem, Pa.
* 11/4/2006	ALBRIGHT	L	35-42	2104	Williamsport, Pa.
* 11/11/2006	at Susquehanna	W	28-14	3700	Selinsgrove, Pa.

**2007**

Head Coach: Frank Girardi

Overall: 3-7

Conference: 3-4

Home: 3-2

Away: 0-5

9/1/2007	ITHACA	L	6-31	2552	Williamsport, Pa.
9/8/2007	at Ursinus	L	14-17	OT 3000	Collegeville, Pa.
9/15/2007	at Susquehanna	L	13-17	2130	Selinsgrove, Pa.
* 9/29/2007	WIDENER	L	14-16	2800	Williamsport, Pa.
* 10/6/2007	at Albright	L	7-40	2381	Reading, Pa.
* 10/13/2007	WILKES	W	19-17	3116	Williamsport, Pa.
* 10/20/2007	at Delaware Valley	L	0-31	1500	Doylestown, Pa.
* 10/27/2007	FDU-FLORHAM	W	26-14	1108	Williamsport, Pa.
* 11/3/2007	KING'S	W	24-6	2126	Williamsport, Pa.
* 11/10/2007	at Lebanon Valley	L	14-28	2018	Annville, Pa.



The 2011 Warriors finished second in the nation in pass efficiency defense and third in total defense.



Mike Clark '93  
2008-Pres. • 55-36

When the college looked for a replacement for Girardi in 2007, it was hard to find someone with a better resume than Clark, who had won six MAC titles in four years as a player and two years as an assistant at Lycoming. Sure enough, in his first year as head coach in 2008, Clark led a Cinderella-story resurgence in the Warriors, helping the

team win its first MAC title in five years. Now in his seventh year as head coach, Clark has been a part of 107 wins, eight MAC titles, seven NCAA playoff teams and six NCAA playoff wins as a Warrior. During his time as head coach, Clark has tutored 85 all-conference selections, 17 all-region selections, seven All-Americans, six Academic All-District selections and three Academic All-Americans. He has led the team to seven wins over top-25 programs. In January 2012, he also was named the college's ninth director of athletics.

2008  
Head Coach: Mike Clark  
MAC Co-Champions  
NCAA Division III Playoffs  
Overall: 7-4  
Conference: 5-2  
Home: 5-0  
Away: 2-4

9/6/2008	at #18 Ithaca	L	16-17	0	Ithaca, N.Y.
9/20/2008	SUSQUEHANNA	W	28-16	3614	Williamsport, Pa.
9/27/2008	BRIDGEWATER (VA.)	W	34-17	1100	Williamsport, Pa.
* 10/4/2008	at Widener	W	21-17	5015	Chester, PA
* 10/11/2008	ALBRIGHT	W	23-13	3219	Williamsport, Pa.
* 10/18/2008	at Wilkes	L	13-27	946	Edwardsville, Pa.
* 10/25/2008	#22 DELAWARE VALLEY	W	10-7	1123	Williamsport, Pa.
* 11/1/2008	at FDU-Florham	W	48-28	1198	Madison, NJ
* 11/8/2008	at King's	L	7-24	3352	Wilkes-Barre, Pa.
* 11/15/2008	LEBANON VALLEY	W	23-15	1737	Williamsport, Pa.
p 11/22/2008	at #23 Hobart	L	15-33	764	Geneva, N.Y.

2009

Head Coach: Mike Clark  
Overall: 4-6  
Conference: 3-4  
Home: 1-4  
Away: 3-2

9/19/2009	at Susquehanna	W	37-23	3003	Selinsgrove, Pa.
9/12/2009	ROWAN	L	7-29	1700	Williamsport, Pa.
9/26/2009	at Bridgewater	L	29-32	467	Bridgewater, Va.
* 10/3/2009	at King's	W	24-21	3315	Wilkes-Barre, Pa.
* 10/10/2009	ALBRIGHT	L	7-26	3125	Williamsport, Pa.
* 10/17/2009	at Widener	W	28-16	2075	Chester, PA
* 10/24/2009	#24 DELAWARE VALLEY	L	7-21	517	Williamsport, Pa.
* 10/31/2009	WILKES	L	13-17	1100	Williamsport, Pa.
* 11/7/2009	at Lebanon Valley	L	21-31	2750	Anncville, Pa.
* 11/14/2009	FDU-FLORHAM	W	28-21	1400	Williamsport, Pa.

2010

Head Coach: Mike Clark  
Overall: 6-4  
Conference: 4-3  
Home: 4-1  
Away: 2-3

9/4/2010	at Rowan	L	17-24	2119	Glassboro, NJ
9/11/2010	WESTMINSTER	W	40-10	1533	Williamsport, Pa.
9/25/2010	#13 ITHACA	W	26-24	1781	Williamsport, Pa.
* 10/2/2010	KING'S (PA.)	W	31-24	1124	Williamsport, Pa.
* 10/7/2010	at Albright	W	50-0	3642	Reading, Pa.
* 10/16/2010	WIDENER	W	31-7	2786	Williamsport, Pa.
* 10/23/2010	at #9 Delaware Valley	L	0-36	3000	Doylestown, PA
* 10/30/2010	at Wilkes	L	14-31	950	Edwardsville, Pa.
* 11/6/2010	LEBANON VALLEY	L	14-28	1145	Williamsport, Pa.
* 11/13/2010	at FDU-Florham	W	17-10	1011	Madison, NJ

2011

Head Coach: Mike Clark  
Overall: 8-2  
Conference: 6-2  
Home: 4-1  
Away: 4-1

9/3/2011	#22 ROWAN	W	8-6	2001	Williamsport, Pa.
9/10/2011	at Westminster (Pa.)	W	41-3	1089	New Wilmington, Pa.
* 9/17/2011	at Widener	L	28-31	3565	Chester, PA
* 10/1/2011	ALBRIGHT	W	35-13	1346	Williamsport, Pa.
* 10/8/2011	at King's (Pa.)	W	42-10	1500	Wilkes-Barre, Pa.
* 10/15/2011	WILKES	W	40-7	2765	Williamsport, Pa.
* 10/22/2011	at Stevenson	W	48-14	3500	Owings Mills, Md.
* 10/29/2011	at Lebanon Valley	W	10-7	250	Anncville, Pa.
* 11/5/2011	#9 DELAWARE VALLEY	L	21-28	2986	Williamsport, Pa.
* 11/12/2011	FDU-FLORHAM	W	54-7	1894	Williamsport, Pa.



The 2012 Warriors notched an 8-2 mark and placed second in the MAC.

**2012**

**Head Coach: Mike Clark**

**Overall: 8-2**

**Conference: 8-1**

**Home: 3-2**

**Away: 5-0**

9/1/2012	BROCKPORT	L	2-24	1645	Williamsport, Pa.
* 9/8/2012	at #22 Delaware Valley	W	24-14	2300	Doylestown, Pa.
* 9/15/2012	LEBANON VALLEY	W	21-13	1895	Williamsport, Pa.
* 9/22/2012	at Albright	W	29-14	2872	Reading, Pa.
* 9/29/2012	KING'S (PA.)	W	33-10	2543	Williamsport, Pa.
* 10/6/2012	at FDU-Florham	W	42-7	3682	Madison, N.J.
* 10/20/2012	#14 WIDENER	L	23-28	4235	Williamsport, Pa.
* 10/27/2012	at Wilkes	W	38-7	800	Edwardsville, Pa.
* 11/3/2012	STEVENSON	W	32-7	1124	Williamsport, Pa.
* 11/10/2012	at Misericordia	W	38-0	750	Dallas, Pa.

**2013**

**Head Coach: Mike Clark**

**MAC Co-Champions**

**Overall: 7-3**

**Conference: 7-2**

**Home: 5-0**

**Away: 2-2**

**Neutral: 0-1**

9/7/2013	vs. Brockport	L	2-30	3000	Rochester, N.Y.
* 9/14/2013	WILKES	W	34-18	1895	Williamsport, Pa.
* 9/21/2013	MISERICORDIA	W	52-14	2107	Williamsport, Pa.
* 9/28/2013	at #24 Widener	W	16-14	2135	Chester, Pa.
* 10/5/2013	#16 DELAWARE VALLEY	W	19-16	3245	Williamsport, Pa.
* 10/12/2013	at Lebanon Valley	L	7-14	3500	Annvile, Pa.
* 10/26/2013	ALBRIGHT	W	20-17	3478	Williamsport, Pa.
* 11/2/2013	at King's (Pa.)	L	24-28	2876	Wilkes-Barre, Pa.
* 11/9/2013	FDU-FLORHAM	W	55-12	1345	Williamsport, Pa.
* 11/16/2013	at Stevenson	W	36-20	1325	Owings Mills, Md.

**2014**

**Head Coach: Mike Clark**

**Overall: 8-2**

**Conference: 7-2**

**Home: 4-1**

**Away: 4-1**

**Neutral: 0-0**

9/6/2014	SUSQUEHANNA	W	42-13	3087	Williamsport, Pa.
* 9/13/2014	at Albright	W	26-0	3480	Reading, Pa.
* 9/20/2014	KING'S (PA.)	W	28-13	3456	Williamsport, Pa.
* 9/27/2014	at Wilkes	W	27-14	1105	Edwardsville, Pa.
* 10/4/2014	STEVENSON	W	31-10	2543	Williamsport, Pa.
* 10/11/2014	at Delaware Valley	L	42-52	3200	Doylestown, Pa.
* 10/25/2014	#13 WIDENER	L	17-34	3478	Williamsport, Pa.
* 11/1/2014	at Misericordia	W	28-14	1000	Dallas, Pa.
* 11/8/2014	LEBANON VALLEY	W	30-29	2431	Williamsport, Pa.
* 11/14/2014	at FDU-Florham	W	45-27	855	Madison, N.J.

**2015**

**Head Coach: Mike Clark**

**Overall: 4-6**

**Conference: 4-5**

**Home: 4-1**

**Away: 0-5**

**Neutral: 0-0**

9/5/2015	at Susquehanna	L	13-28	3210	Selinsgrove, Pa.
* 9/12/2015	at Stevenson	L	14-38	1587	Owings Mills, Md.
* 9/19/2015	WILKES	W	48-24	2467	Williamsport, Pa.
* 9/26/2015	ALBRIGHT	L	10-32	1856	Williamsport, Pa.
* 10/3/2015	at Lebanon Valley	L	38-41	1875	Annvile, Pa.
* 10/17/2015	at King's (Pa.)	L	26-30	1036	Wilkes-Barre, Pa.
* 10/24/2015	FDU-FLORHAM	W	44-20	2678	Williamsport, Pa.
* 10/31/2015	at Widener	L	7-48	1750	Chester, Pa.
* 11/7/2015	#19 DELAWARE VALLEY	W	43-42	1645	Williamsport, Pa.
* 11/14/2015	MISERICORDIA	W	38-14	1245	Williamsport, Pa.

**2016**

**Head Coach: Mike Clark**

**Overall: 3-7**

**Conference: 2-7**

**Home: 2-3**

**Away: 1-4**

9/3/2016	SUSQUEHANNA	W	27-24	1865	Williamsport, Pa.
* 9/10/2016	KING'S	L	28-41	1678	Williamsport, Pa.
* 9/17/2016	at Albright	L	3-17	1869	Reading, Pa.
* 9/24/2016	at Misericordia	W	28-24	1200	Dallas, Pa.
* 10/1/2016	WIDENER	L	21-24	1567	Williamsport, Pa.
* 10/8/2016	at FDU-Florham	L	21-24	568	Madison, N.J.
* 10/22/2016	LEBANON VALLEY	W	27-24	1876	Williamsport, Pa.
* 10/29/2016	at Wilkes	L	26-28	775	Edwardsville, Pa.
* 11/5/2016	at Delaware Valley	L	20-28	1800	Doylestown, Pa.
* 11/12/2016	#23 STEVENSON	L	10-28	1065	Williamsport, Pa.



**1985 Automatic Bid  
MAC Champions  
NCAA Championship First Round**

**First Round**  
p 11/23/85 GETTYSBURG L 10-14 Williamsport, Pa.



**1989 Automatic Bid  
Co-MAC Champions  
NCAA Championship quarterfinals**

**First Round**  
p 11/18/89 at Dickinson W 21-0 3,500 Carlisle, Pa.  
**Quarterfinals**  
p 11/25/89 FERRUM L 24-49 3,000 Williamsport, Pa.




**1990 Automatic Bid  
MAC Champions  
NCAA Championship Runners-Up**

**First Round**  
p 11/17/90 CARNEGIE MELLON W 17-7 Williamsport, Pa.  
**Quarterfinals**  
p 11/24/90 at Washington & Jefferson W 24-0 Washington, Pa.  
**Semifinals**  
p 12/1/90 at Hofstra W 20-10 6,347 Hempstead, N.Y.  
**Amos Alonzo Stagg Bowl, National Championship**  
p 12/8/90 vs Allegheny L 14-21 OT 4,800 Bradenton, Fla.



**1991 Automatic Bid  
MAC Champions  
NCAA Championship Quarterfinals**

**First Round**  
p 11/23/91 WASHINGTON & JEFFERSON W 18-16 3,200 Williamsport, Pa.  
**Quarterfinals**  
p 11/30/91 at Susquehanna L 24-31 6,300 Selingsgrove, Pa.



**1992 Automatic Bid**  
**MAC Champions**  
**NCAA Championship first round**

<b>First Round</b>					
p	11/21/92	WASHINGTON & JEFFERSON	L	0-33	2,700 Williamsport, Pa.



**1995 At-Large Bid**  
**NCAA Championship quarterfinals**

<b>First Round</b>					
p	11/18/95	WIDENER	W	31-27	2100 Williamsport, Pa.
<b>Quarterfinals</b>					
p	11/25/95	at Washington & Jefferson	L	0-48	Washington, Pa.



**1996 Automatic Bid**  
**MAC champions**  
**NCAA Championship semifinals**

<b>First Round</b>					
p	11/23/96	URSINUS	W	31-24	3200 Williamsport, Pa.
<b>Quarterfinals</b>					
p	11/30/96	ALBRIGHT	W	31-13	3100 Williamsport, Pa.
<b>Semifinals</b>					
p	12/7/96	at Rowan	L	14-33	2200 Glassboro, N.J.




**1997 Automatic Bid**  
**Co-MAC champions**  
**NCAA Championship runners-up**

<b>First Round</b>					
p	11/22/97	WESTERN MARYLAND	W	27-13	2600 Williamsport, Pa.
<b>Quarterfinals</b>					
p	11/29/97	TRINITY (TEXAS)	W	46-26	3100 Williamsport, Pa.
<b>Semifinals</b>					
p	12/6/97	ROWAN	W	28-20	5000 Williamsport, Pa.
<b>Amos Alonzo Stagg Bowl, National Championship</b>					
p	12/13/97	vs Mount Union	L	12-61	5777 Salem, Va.



**1998 Automatic Bid**  
**MAC champions**  
**NCAA Championship quarterfinals**

<b>First Round</b>						
p	11/21/98	CATHOLIC	W	49-14	2700	Williamsport, Pa.
<b>Quarterfinals</b>						
p	11/28/98	TRINITY (TEXAS)	L	21-37	2250	Williamsport, Pa.



**1999 Automatic Bid**  
**MAC champions**  
**NCAA Championship first round**

<b>First Round</b>						
p	11/20/99	WASHINGTON & JEFFERSON	L	7-14	2400	Williamsport, Pa.



**2003 Automatic Bid**  
**MAC champions**  
**NCAA Championship quarterfinals**

<b>First Round</b>						
p	11/29/03	EAST TEXAS BAPTIST	W	13-7 OT	1874	Williamsport, Pa.
<b>Quarterfinals</b>						
p	12/7/03	BRIDGEWATER	L	9-13	1213	Williamsport, Pa.



**2008 Automatic Bid**  
**Co-MAC champions**  
**NCAA Championship first round**

<b>First Round</b>						
p	11/22/2008	at Hobart	L	15-33	764	Geneva, N.Y.



## NCAA Championship Individual Game Records

### Rushing

#### Most carries

1	29	Jamie Allen	Ursinus	11/23/1996
2	27	Brian Thompson	Western Maryland	11/22/1997
3	26	Brian Thompson	Rowan	12/6/1997
4	24	Cory Sheridan	at Hofstra	12/1/1990
5	23	Brian Thompson	Trinity	11/29/1997

#### 100-yard rushing games

1	179	Brian Thompson	Western Maryland	11/22/1997
2	178	Jamie Allen	Ursinus	11/23/1996
3	127	Brian Thompson	Trinity	11/29/1997
4	126	Brian Thompson	Rowan	12/6/1997
5	110	Joe Parsnik	at Gettysburg	11/23/1985
6	108	Cory Sheridan	Carnegie Mellon	11/17/1990

#### Most rushing TDs scored

1	4	Jason Marraccini	Trinity	11/29/1997
2	2	Steve Hill	Ursinus	11/23/1996
	2	Brian Thompson	Rowan	12/6/1997
	2	Jason Marraccini	Rowan	12/6/1997
	2	Brian Thompson	Catholic	11/21/1998
	2	Phil Mann	East Texas Baptist	11/29/2003

#### Longest rush from scrimmage

1	69	Steve Hill	Ursinus	11/23/1996
2	45	Jason Marraccini	Trinity	11/29/1997
3	38	Cory Sheridan	Carnegie Mellon	11/17/1990
4	32	Brian Thompson	Trinity	11/29/1997
5	29	Brian Thompson	Rowan	12/6/1997

#### Most consecutive 100-yard rushing games

1	3	Brian Thompson		11/22-12/6/1997
---	---	----------------	--	-----------------

### Passing

#### Most passes attempted

1	45	Keith Cadden	at Rowan	12/7/1996
2	43	Ed Dougherty	Washington & Jefferson	11/23/1991
3	43	Phil Mann	Bridgewater	12/7/2003
4	40	Ed Dougherty	Carnegie Mellon	11/17/1990
	40	Ed Dougherty	Washington & Jefferson	11/24/1990
	40	Ryan Swailes	Washington & Jefferson	11/20/1999

#### Most passes completed

1	24	Ed Dougherty	Washington & Jefferson	11/24/1990
2	21	Ed Dougherty	Carnegie Mellon	11/17/1990
	21	Keith Cadden	at Rowan	12/7/1996
4	19	Ed Dougherty	Ferrum	11/25/1989
5	18	Ed Dougherty	Washington & Jefferson	11/23/1991

#### Most passing yards

1	286	Ed Dougherty	Washington & Jefferson	11/24/1990
2	261	Ed Dougherty	Carnegie Mellon	11/17/1990
3	255	Ed Dougherty	Ferrum	11/25/1989
4	251	Ed Dougherty	Washington & Jefferson	11/23/1991
5	236	Keith Cadden	Widener	11/18/1995

#### Most touchdown passes

1	3	Ed Dougherty	Ferrum	11/25/1989
	3	Ed Dougherty	Washington & Jefferson	11/24/1990
	3	Ed Dougherty	Washington & Jefferson	11/23/1991
4	2	Ed Dougherty	at Hofstra	12/1/1990
	2	Keith Cadden	Albright	11/30/1996
	2	Jason Marraccini	Western Maryland	11/22/1997
	2	Jason Marraccini	Trinity	11/29/1997
	2	Jason Marraccini	Catholic	11/21/1998

### Receiving

#### Longest pass completion/reception

1	65	Ed Dougherty	Washington & Jefferson	11/23/1991
		Cory Sheridan		
2	63	Keith Cadden	Albright	11/30/1996
		Steve Verton		
3	61	Ed Dougherty	Ferrum	11/25/1989
		Vic Olear		
4	52	Jason Marraccini	Western Maryland	11/22/1997
		Tim Dumas		

#### Most passes caught

1	9	Tim Dumas	Trinity	11/28/1998
2	8	Vic Olear	Ferrum	11/25/1989
	8	Tim Dumas	at Rowan	12/7/1996
4	7	Troy Erdman	Ferrum	11/25/1989
	7	Cory Sheridan	Washington & Jefferson	11/23/1991

#### 100-yard receiving games

1	128	Steve Verton	Albright	11/30/1996
2	124	Tim Dumas	Catholic	11/21/1998
3	117	Vic Olear	Ferrum	11/25/1989
4	107	Matt Harvey	at Hofstra	12/1/1990
5	106	Tim Dumas	Trinity	11/28/1998
6	104	Tim Dumas	Western Maryland	11/22/1997
7	102	Paul Holloman	Carnegie Mellon	11/17/1990

#### Most TD receptions

1	2	Vic Olear	Ferrum	11/25/1989
	2	Paul Holloman	Carnegie Mellon	11/17/1990
	2	Cory Sheridan	Washington & Jefferson	11/23/1991

### Scoring

#### Most points scored

1	24	Jason Marraccini	Trinity	11/29/1997
2	12	Vic Olear	Ferrum	11/25/1989
	12	Paul Holloman	Carnegie Mellon	11/17/1990
	12	Cory Sheridan	Washington & Jefferson	11/23/1991
	12	Steve Hill	Ursinus	11/23/1996
	12	Brian Thompson	Rowan	12/6/1997
	12	Jason Marraccini	Rowan	12/6/1997
	12	Brian Thompson	Catholic	11/21/1998
	12	Phil Mann	East Texas Baptist	11/29/2003

#### Most extra points made by kicking

1	7	John Shaffer	Catholic	11/21/1998
2	4	Jeff Cook	Trinity	11/29/1997
	4	Jeff Cook	Widener	11/18/1995
	4	Jeff Cook	Rowan	12/6/1997
5	3	John Phillips	Washington & Jefferson	11/24/1990
	3	John Phillips	at Susquehanna	11/30/1991
	3	John Shaffer	Trinity	11/28/1998

#### Most points scored by kicking

1	8	John Phillips	at Hofstra	12/1/1990
2	7	Jeff Cook	Widener	11/18/1995
	7	John Shaffer	Catholic	11/21/1998
4	6	John Phillips	Washington & Jefferson	11/24/1990
5	5	John Phillips	Carnegie Mellon	11/17/1990
	5	Jeff Cook	Ursinus	11/23/1996
	5	Jeff Cook	Albright	11/30/1996

#### Most field goals made

1	2	John Phillips	at Hofstra	12/1/1990
---	---	---------------	------------	-----------

#### Longest field goal made

1	48	Rusty Fricke	at Gettysburg	11/23/1985
2	42	John Phillips	Washington & Jefferson	11/24/1990



## Punting

### Most punts

1	11	Dylan Dupuis	Bridgewater	12/7/2003
2	10	Dylan Dupuis	East Texas Baptist	11/29/2003
3	9	Chris Howell	at Gettysburg	11/23/1985
	9	Eric Welshans	vs. Allegheny	12/8/1990
	9	Tom Ralicke	at Rowan	12/7/1996
	9	Steve Hill	vs. Mount Union	12/13/1997
	9	Steve Hill	Trinity	11/28/1998

### Longest punt

1	60	John Shaffer	Washington & Jefferson	11/20/1999
2	58	Eric Welshans	Carnegie Mellon	11/17/1990
3	56	Steve Hill	Trinity	11/29/1997
4	53	Steve Hill	vs. Mount Union	12/13/1997
	53	Steve Hill	Trinity	11/28/1998
	53	Dylan Dupuis	Bridgewater	12/7/2003

## Kick Returns

### Most punt returns

1	6	Frank Girardi	at Gettysburg	11/23/1985
2	5	Rick Bealer	Washington & Jefferson	11/24/1990
	5	Rick Bealer	vs. Allegheny	12/8/1990
	5	Brett Zalonis	at Rowan	12/7/1996
	5	Sean Graf	Washington & Jefferson	11/20/1999
	5	Matt Murdock	Bridgewater	12/7/2003

### Longest punt return

1	53	Brett Zalonis	Albright	11/30/1996
2	36	Sean Graf	Washington & Jefferson	11/20/1999
3	24	Matt Murdock	Bridgewater	12/7/2003
4	17	Lakitsky	Ferrum	11/25/1989
5	16	Joe Spang	vs. Mount Union	12/13/1997

### Longest kick return

1	44	Brian Thompson	Widener	11/18/1995
2	42	Tom Grace	Trinity	11/29/1997
3	34	Frank Wolfgang	at Susquehanna	11/30/1991
	34	Matt Murdock	Bridgewater	12/7/2003
5	32	Elliot Love	Western Maryland	11/22/1997

## Defense

### Most interceptions

1	2	Rick Bealer	Carnegie Mellon	11/17/1990
	2	Marty Graffius	Washington & Jefferson	11/23/1991
	2	Brad Gilmore	Albright	11/30/1996
	2	Matt Greim	East Texas Baptist	11/29/2003
	2	Nick Reese	Hobart	11/22/2008

### Longest interception return

1	56	Sean Graf	Washington & Jefferson	11/20/1999
2	55	Nick Reese	Hobart	11/22/2008
3	35	Larry Farr	Widener	11/18/1995
4	29	Kevin LeSage	East Texas Baptist	11/29/2003
5	26	Marty Graffius	Washington & Jefferson	11/23/1991

### Most tackles

1	17	Joe Hirsch	at Gettysburg	11/23/1985
2	16	Kaiser	at Gettysburg	11/23/1985
	16	John Verton	at Rowan	12/7/1996
4	14	Bill Small	vs. Allegheny	12/8/1990
	14	Spencer Reynolds	at Washington & Jefferson	11/25/1995
	14	John Verton	Ursinus	11/23/1996
	14	John Verton	Albright	11/30/1996

## Most quarterback sacks

1	5	Joe Mosser	Albright	11/30/1996
2	3	Sean McGinley	East Texas Baptist	11/29/2003
3	2.5	Joe Emrick	at Hofstra	12/1/1990
4	2	Keith Jenkins	Trinity	11/29/1997
	2	Luke Sterling	East Texas Baptist	11/29/2003

## Most tackles for loss

1	6	Joe Mosser	Albright	11/30/1996
2	5	Sean McGinley	East Texas Baptist	11/29/2003
3	4	Cameron Coleman	Washington & Jefferson	11/20/1999
4	3	Dean Koffman	at Hofstra	12/1/1990
	3	Bill Hendricks	vs. Allegheny	12/8/1990
	3	Mark Seagreaves	Western Maryland	11/22/1997
	3	Cameron Coleman	Western Maryland	11/22/1997
	3	Mark Seagreaves	Rowan	12/6/1997
	3	Jeff Tinney	Washington & Jefferson	11/20/1999
	3	Luke Sterling	East Texas Baptist	11/29/2003
	3	Luke Sterling	Bridgewater	12/7/2003

## Most fumbles recovered

1	2	Joe Emrick	Washington & Jefferson	11/23/1991
	2	Dan Pease	Washington & Jefferson	11/21/1992
	2	Keith Jenkins	Catholic	11/21/1998

## Longest fumble return

1	71	Ryan Rupprecht	Trinity	11/28/1998
---	----	----------------	---------	------------

## Most blocked kicks

1	1	Nate Harvey	Western Maryland	11/22/1997
	1	Tom Grace	Trinity	11/29/1997
	1	Bob Drulis	Trinity	11/29/1997
	1	Zach Latsha	Washington & Jefferson	11/20/1999



Chase Whiteman racked up 433 yards of total offense to lift Lycoming past 19th-ranked Delaware Valley in 2015.



### All-Time vs. Ranked Opponents

In response to overwhelming support by NCAA Division III coaches, the American Football Coaches Association began publishing a Division III Top 25 Coaches' Poll in 1999.

Prior to 1999, there were no coaches' polls for any NCAA divisions other than Football Bowl Subdivision. The NCAA had published a regional poll for Division III prior to 1999, but discontinued the poll because of changes in the selection process for the Division III playoffs that took effect in 1999. D3football.com began its weekly poll during the 2003 season.

Below are the scores for Lycoming's games against nationally-ranked opponents since the start of the AFCA poll in 1999.

Date	Oponent	Score	Att.	Location
p 11/20/99	#24 WASHINGTON & JEFFERSON	L 7-14	2400	Williamsport, Pa.
* 9/29/01	#5 WIDENER	L 0-35	4354	Williamsport, Pa.
* 10/5/02	at #6 Widener	L 14-20	4000	Chester, Pa.
p 11/29/03	#16 EAST TEXAS BAPTIST	W 13-7 OT	1874	Williamsport, Pa.
p 12/7/03	#10 BRIDGEWATER	L 9-13	1213	Williamsport, Pa.
10/2/04	at #16 Ithaca	L 7-49	2951	Ithaca, N.Y.
* 10/16/04	at #19 Delaware Valley	L 19-26	3400	Doylestown, Pa.
* 9/24/05	#10 DELAWARE VALLEY	L 13-31	3112	Williamsport, Pa.
10/15/05	#8 ITHACA	W 33-30 OT	2100	Williamsport, Pa.
* 9/23/2006	at #20 Delaware Valley	L 16-17	2700	Doylestown, Pa.
* 10/7/2006	at #16 Wilkes	L 7-37	2500	Edwardsville, Pa.
9/6/2008	at #18 Ithaca	L 16-17	-	Ithaca, N.Y.
* 10/25/2008	#22 DELAWARE VALLEY	W 10-7	1123	Williamsport, Pa.
p 11/22/2008	at #23 Hobart	L 15-33	764	Geneva, N.Y.
* 10/24/2009	#24 DELAWARE VALLEY	L 7-21	517	Williamsport, Pa.
9/25/2010	#13 ITHACA	W 26-24	1781	Williamsport, Pa.
* 10/23/2010	at #9 Delaware Valley	L 0-36	3000	Doylestown, PA
9/3/2011	#22 ROWAN	W 8-6	2001	Williamsport, Pa.
* 11/5/2011	#9 DELAWARE VALLEY	L 21-28	2986	Williamsport, Pa.
* 9/8/2012	at #22 Delaware Valley	W 24-14	2300	Doylestown, Pa.
* 10/20/2012	#14 WIDENER	L 23-28	4235	Williamsport, Pa.
* 9/28/2013	at #24 Widener	W 16-14	2135	Chester, Pa.
* 10/5/2013	#16 DELAWARE VALLEY	W 19-16	3245	Williamsport, Pa.
* 10/11/2014	at #24 Delaware Valley	L 42-52	3200	Doylestown, Pa.
* 10/25/2014	#13 WIDENER	L 17-34	3478	Williamsport, Pa.
* 11/7/2015	#19 DELAWARE VALLEY	W 43-42	1645	Williamsport, Pa.
* 11/12/2016	#23 STEVENSON	L 10-28	1065	Williamsport, Pa.

9-18 Overall  
0-1 vs. Top 5  
1-4 vs. Top 10

### Warriors in the Polls

#### AFCA poll

Date	Rank	Votes
9/14/99	6	763
9/21/99	6	885
9/28/99	6	881
10/5/99	6	877
10/12/99	5	931
10/19/99	5	915
10/26/99	5	922
11/2/99	5	934
11/9/99	4	972
11/16/99	3	1043
12/21/99	15	473
9/12/00	11	498
9/19/00	22	134
9/26/00	23	161
10/3/00	23	147
10/10/00	21	232
10/17/00	T-21	226
10/24/00	19	305
10/31/00	18	322
9/11/01	21	275
9/18/01	17	394
9/25/01	16	475
10/2/01	24	80
10/9/01	22	207
10/16/01	19	260
10/23/01	15	392
10/30/01	14	506
11/6/01	13	513
11/13/01	10	614
12/21/01	17	393
9/17/02	9	642
9/24/02	8	806
10/1/02	8	824
10/8/02	15	458
9/16/03	22	285
9/23/03	17	398
9/30/03	15	439
10/7/03	12	578
10/14/03	10	702
10/21/03	23	189
10/28/03	22	224
11/4/03	17	372
11/11/03	15	481
11/18/03	13	599
12/21/03	10	699
10/6/14	23	142

#### D3football.com poll

Date	Rank	Votes
9/9/03	19	179
9/16/03	17	211
9/23/03	15	275
9/30/03	13	308
10/7/03	11	314
10/14/03	11	339
10/21/03	RV	63
10/28/03	24	70
11/4/03	21	108
11/11/03	19	153
11/18/03	18	179
12/21/03	11	355
8/15/04	21	184
9/4/04	22	117
9/11/04	RV	8
9/18/04	RV	9
8/15/05	RV	6
10/12/08	RV	2
10/26/08	RV	8
11/2/08	RV	21
8/15/09	RV	3
9/6/09	RV	3
10/16/10	RV	1
9/3/11	RV	12
9/10/11	RV	19
10/30/11	RV	1
9/22/12	RV	1
10/13/12	RV	2
11/4/12	RV	1
8/15/13	RV	18
10/5/13	24	32
10/12/13	RV	7
8/15/14	RV	34
9/7/14	23	53
9/13/14	23	81
9/20/14	22	22
9/27/14	25	54
10/4/14	20	141
11/8/14	RV	1
12/25/14	RV	4
8/15/15	RV	11



The 1996 Warriors line up against Susquehanna during a 27-14 win, the school's first Stagg Hat Trophy win.



### All-Time Stagg Hat Trophy Games

Dusted off from Susquehanna's trophy case in 1993, Lycoming College and Susquehanna University have engaged in a football game for the Stagg Hat Trophy ever since.

The trophy is an actual fedora worn by the legendary Amos Alonzo Stagg Sr. while he coached at Susquehanna. The hat was given by the elder Stagg to 1954 SU graduate and former assistant coach Rich Young, who donated it to the Sunbury (Pa.) Kiwanis Club to be bronzed and made into a trophy.

From 1960 to 1978, the Kiwanis Charities Festival was the Crusaders' first home game, and the winner took possession of the Stagg Hat Trophy for one year. After the Kiwanis game was discontinued, the "Old Hat" was returned to the trophy case at Susquehanna, where it remained until the Crusaders and Warriors began playing for it on an annual basis in 1993.

Below are the scores for Old Hat Trophy Games since 1993.

Date	Location	Win	Score	Att.
9/11/1993	Selingsgrove, Pa.	SU	14-17	5000
9/10/1994	Williamsport, Pa.	SU	6-17	4200
10/28/1995	Selingsgrove, Pa.	SU	14-21	4100
11/2/1996	Williamsport, Pa.	LC	27-14	4600
11/1/1997	Selingsgrove, Pa.	LC	21-12	3000
10/31/1998	Williamsport, Pa.	LC	46-13	3750
11/6/1999	Selingsgrove, Pa.	LC	36-7	5000
11/4/2000	Williamsport, Pa.	SU	14-16	2708
* 9/15/2001	Selingsgrove, Pa.	LC	45-20	3100
* 9/21/2002	Williamsport, Pa.	LC	50-3	3426
* 11/15/2003	Williamsport, Pa.	LC	38-0	3294
* 11/13/2004	Selingsgrove, Pa.	LC	35-7	3000
* 11/12/2005	Williamsport, Pa.	LC	17-10	3318
* 11/11/2006	Selingsgrove, Pa.	LC	28-14	3700
9/15/2007	Selingsgrove, Pa.	SU	13-17	2130
9/20/2008	Williamsport, Pa.	LC	28-16	3614
9/19/2009	Selingsgrove, Pa.	LC	37-23	3003
9/6/2014	Williamsport, Pa.	LC	42-13	3087
9/5/2015	Selingsgrove, Pa.	SU	13-28	3210
9/3/2016	Williamsport, Pa.	LC	27-24	1865

Lycoming leads, 14-6

#### Rushing

Most carries.....	42, Josh Kleinfelter, Lycoming, 9/20/2008
Most net yards rushing.....	229, Josh Kleinfelter, Lycoming, 9/20/2008
Most rushing TDs scored.....	3, Glenn Smith, Lycoming, 11/11/2006
	3, Craig Needhammer, Lycoming, 9/6/2014
	3, Blake Bowman, Lycoming, 9/3/2016
	3, Josh Kleinfelter, Lycoming, 9/20/2008
	3, Jon Neve, Lycoming, 9/21/2002
	3, Phil Mann, Lycoming, 11/13/2004
	3, Tim Deasey, Lycoming, 9/15/2001
Longest rush from scrimmage.....	61, Brian Thompson, Lycoming, 11/1/1997

#### Passing

Most passes attempted.....	39, Craig Ulrich, Susquehanna, 11/15/2003
Most passes completed.....	21, Jason Marraccini, Lycoming, 10/31/1998
	21, Nick Crusco, Susquehanna, 9/5/2015
Most passing yards.....	385, Jason Marraccini, Lycoming, 10/31/1998
Most touchdown passes.....	4, Jason Marraccini, Lycoming, 10/31/1998
Longest pass completion/reception.....	82, Jason Marraccini - Jake Maskerines, Lycoming, 10/31/1998

#### Receiving

Most passes caught.....	13, Tim Dumas, Lycoming, 10/31/1998
Most yards receiving.....	177, Tim Dumas, Lycoming, 10/31/1998
Most TD receptions.....	2, Chris Dauber, Lycoming, 9/15/2001
	2, Jake Maskerines, Lycoming, 10/31/1998
	2, Tim Dumas, Lycoming, 11/1/1997

#### Scoring

Most points scored.....	18, seven tied
Most touchdowns scored.....	3, seven tied

#### Kicking

Most extra points made by kicking.....	6, two tied
Most points scored by kicking.....	12, John Shaffer, Lycoming, 11/6/1999
Most field goals made.....	3, John Shaffer, Lycoming, 11/6/1999
Longest field goal made.....	42, Chris Schrader, Lycoming, 11/15/2003
Most punts.....	9, two tied
Longest punt.....	79, Tom Rallicke, Lycoming, 11/2/1996

#### Special Teams

Most punt returns.....	6, Ben Gibboney, Susquehanna, 11/12/2005
Longest punt return.....	50, Matt Murdock, Lycoming, 11/13/2004
Longest kick return.....	94, Chris LoScalzo, Susquehanna, 9/10/1994

#### Defense

Most interceptions.....	3, Fred Bordley, Lycoming, 9/15/2007
	3, Jeremy Zeisloft, Susquehanna, 11/2/1996
Longest interception return.....	47, Sunday Gonzalez, Susquehanna, 11/1/1997
Most tackles.....	14, Jim Barry, Susquehanna, 9/6/2014
	14, Tom McLoughlin, Susquehanna, 9/5/2015
Most quarterback sacks.....	3.0, Sean McGinley, Lycoming, 11/15/2003
	3.0, Mark Seagreaves, Lycoming, 11/4/2000
Most tackles for loss.....	4.0, Sean McGinley, Lycoming, 11/15/2003
	4.0, Mark Seagreaves, Lycoming, 11/4/2000
	4.0, Jesse Gambone, Lycoming, 10/31/1998
Most fumbles forced.....	1, multiple times
Most fumbles recovered.....	1, multiple times
Longest fumble return.....	36, Ryan Rupprecht, Lycoming, 9/15/2001
Most blocked kicks.....	1, 10 tied
Defensive 2-Point Conversion.....	1, Matt Henrich, Lycoming, 9/15/2001



Burt Richardson ran for a 90-yard touchdown against McDaniel during Dad's Day in 1959.



### All-Time Family Weekend Games

Originally started as Dad's Day in 1956 by football coach David Busey, the event started a tradition that has lasted more than 50 years. By 1958, Parents' Day was a campus-wide event, held typically during late October or early November, near the last home game of the season for the football team. By 1962, Parents' Weekend had become a tradition and the event lasted as a late-season event until 1997, when the first Family Weekend was held in late September. The event has taken place earlier in the season ever since.

Below are the scores for Family Weekend Games since the event started in 1956.

Date	Opponent	Score
10/20/1956	WILKES	W, 26-6
10/5/1957	MORAVIAN	W, 34-13
11/15/1958	GENEVA	W, 14-12
11/7/1959	* McDANIEL	L, 12-20
10/22/1960	* WILKES	W, 10-0
11/4/1961	* McDANIEL	L, 6-7
11/3/1962	* HOFSTRA	L, 6-20
10/26/1963	* JUNIATA	L, 12-21
10/31/1964	* McDANIEL	L, 14-17
10/23/1965	* JUNIATA	L, 13-17
11/6/1966	* MUHLENBERG	W, 31-20
10/21/1967	* JUNIATA	L, 6-42
10/26/1968	* SUSQUEHANNA	L, 13-17
10/11/1969	* McDANIEL	W, 22-14
10/24/1970	* SUSQUEHANNA	L, 0-21
10/16/1971	* JUNIATA	L, 0-17
10/28/1972	* SUSQUEHANNA	W, 16-12
11/3/1973	* UPSALA	W, 20-6
10/26/1974	* DELAWARE VALLEY	L, 13-19
10/25/1975	FDU-FLORHAM	W, 49-0
10/30/1976	* UPSALA	W, 17-10
10/22/1977	* FDU-FLORHAM	W, 28-0
10/28/1978	* UPSALA	W, 12-10
10/20/1979	McDANIEL	L, 7-12
10/11/1980	* DELAWARE VALLEY	L, 0-9
10/10/1981	* DELAWARE VALLEY	L, 3-12
10/16/1982	* UPSALA	W, 26-0
10/8/1983	* ALBRIGHT	W, 14-0
10/13/1984	* UPSALA	L, 10-17
10/12/1985	* ALBRIGHT	W, 43-0
10/25/1986	* MORAVIAN	W, 17-15
10/31/1987	* ALBRIGHT	W, 28-3
10/22/1988	* MORAVIAN	L, 6-17
10/28/1989	* ALBRIGHT	W, 22-8
11/3/1990	* SUSQUEHANNA	W, 23-6
11/2/1991	* ALBRIGHT	W, 43-8
11/7/1992	* SUSQUEHANNA	W, 23-19
11/6/1993	JUNIATA	W, 33-18
10/29/1994	* WILKES	L, 12-26

11/4/1995	LEBANON VALLEY	W, 13-9
11/2/1996	SUSQUEHANNA	W, 27-14
9/20/1997	* KING'S	W, 42-3
10/3/1998	* FDU-FLORHAM	W, 42-6
10/9/1999	LEBANON VALLEY	W, 41-7
10/14/2000	* WILKES	W, 21-6
9/29/2001	* WIDENER	L, 0-35
9/21/2002	* SUSQUEHANNA	W, 50-3
9/27/2003	* ALBRIGHT	W, 38-21
10/9/2004	* FDU-FLORHAM	W, 31-7
9/24/2005	* DELAWARE VALLEY	L, 13-31
9/30/2006	* FDU-FLORHAM	W, 23-14
9/29/2007	* WIDENER	L, 14-16
9/20/2008	SUSQUEHANNA	W, 28-16
9/12/2009	ROWAN	L, 7-29
10/2/2010	* KING'S (PA.)	W, 31-24
10/1/2011	* ALBRIGHT	W, 35-13
9/29/2012	* KING'S (PA.)	W, 33-10
9/21/2013	* MISERICORDIA	W, 52-14
9/20/2014	* KING'S (PA.)	W, 28-13
9/19/2015	* WILKES	W, 48-24
9/10/2016	* King's	L, 28-41

38-22 Overall



Tyler Jenny threw for 202 yards and scored on a 23-yard scamper in Lycoming's 20-17 overtime win against Albright in 2013.



### All-Time Homecoming Games

Homecoming's beginnings at the Seminary trace back to pretty close to the listed original Homecoming at the University of Missouri in 1911. Just 12 years later, in 1923, the team hosted Mansfield on Nov. 3, going on to win 13-7 in a hard-fought contest. Homecoming, in that origin, was held as part of the same celebration as the laying of the Gym Cornerstone. A year later, the team's homecoming game against the Wyoming Seminary coincided with the dedication of the gym and with that, the tradition was born. However, that second Homecoming met the Seminary with its only loss of the season. Mention of Homecoming disappeared for a few years after that, but it came back in 1930 and 1931 before going away again until 1939. Excluding the years for World War II and the Korean War when football was discontinued, Homecoming has been celebrated every year since.

Below are the scores for Homecoming Games since becoming Lycoming College in 1947.

Date	Opponent	Score
11/1/1947	McDANIEL J.V.	W, 31-0
10/30/1948	WILKES	L, 7-34
10/22/1949	BROCKPORT STATE	W, 6-0
10/28/1950	WILKES	L, 14-26
11/6/1954	GENEVA	L, 7-33
10/22/1955	DREXEL	L, 14-33
10/13/1956	JUNIATA	W, 13-6
11/2/1957	WIDENER	W, 13-7
10/18/1958	* JUNIATA	L, 7-27
10/31/1959	* WIDENER	L, 7-8
10/15/1960	EDINBORO	W, 12-6
10/7/1961	DELAWARE VALLEY	L, 6-7
10/13/1962	* DREXEL	L, 14-17
10/19/1963	* UPSALA	L, 9-15
10/10/1964	* DREXEL	L, 7-15
10/16/1965	* UPSALA	W, 7-6
10/8/1966	* McDANIEL	W, 27-14
10/7/1967	* McDANIEL	L, 0-20
10/5/1968	* DELAWARE VALLEY	L, 3-39
10/18/1969	* JUNIATA	L, 7-21
10/3/1970	WESTMINSTER	L, 0-28
10/9/1971	* McDANIEL	L, 7-18
10/14/1972	* DELAWARE VALLEY	L, 3-8
10/20/1973	* JUNIATA	L, 3-27
10/12/1974	TOWSON	L, 7-42
10/18/1975	* JUNIATA	W, 16-12
10/2/1976	* SUSQUEHANNA	W, 13-7
10/15/1977	* JUNIATA	W, 10-0
10/7/1978	* DELAWARE VALLEY	W, 21-7
10/13/1979	* JUNIATA	W, 21-0
10/4/1980	* SUSQUEHANNA	W, 46-3
9/26/1981	* WILKES	W, 35-0
10/2/1982	WAYNESBURG	W, 7-0
9/24/1983	* WILKES	W, 59-0

Date	Opponent	Score
9/29/1984	* WIDENER	W, 22-20
9/28/1985	* WILKES	W, 27-3
10/4/1986	* WIDENER	L, 13-14
10/10/1987	* WIDENER	L, 17-24
10/1/1988	* LEBANON VALLEY	W, 42-3
10/7/1989	* WIDENER	W, 21-0
10/13/1990	* JUNIATA	W, 31-0
10/12/1991	* WIDENER	W, 31-0
10/24/1992	* MORAVIAN	W, 27-7
10/23/1993	LEBANON VALLEY	W, 28-3
10/8/1994	MORAVIAN	L, 16-20
10/14/1995	* DELAWARE VALLEY	W, 29-0
10/5/1996	* FDU-FLORHAM	W, 32-0
10/18/1997	* DELAWARE VALLEY	W, 49-3
10/10/1998	JUNIATA	W, 39-14
9/25/1999	* KING'S	W, 41-0
10/21/2000	ALBRIGHT	W, 39-3
9/22/2001	* KING'S	W, 41-24
10/12/2002	* FDU-FLORHAM	L, 28-34 (OT)
10/18/2003	* DELAWARE VALLEY	L, 27-38
9/18/2004	* WILKES	W, 21-13
10/8/2005	* WILKES	L, 14-17
10/21/2006	* LEBANON VALLEY	L, 9-15
10/13/2007	* WILKES	W, 19-17
10/11/2008	* ALBRIGHT	W, 23-13
10/10/2009	* ALBRIGHT	L, 7-26
10/16/2010	* WIDENER	W, 31-7
10/15/2011	* WILKES	W, 40-7
10/20/2012	* #14 WIDENER	L, 23-28
10/26/2013	* ALBRIGHT	W, 20-17 (OT)
10/25/2014	* #13 WIDENER	L, 17-34
10/24/2015	* FDU-FLORHAM	W, 44-20
10/1/2016	* WIDENER	L, 21-24 (OT)

38-29 Overall

Game-by-Game vs. Opponent



vs Albright (36-19-2)

10/12/1957	at	Albright	T	0-0			Reading, Pa.
* 10/11/1958		ALBRIGHT	W	24-8			Williamsport, Pa.
* 10/10/1959	at	Albright	L	0-19			Reading, Pa.
* 9/22/1962	at	Albright	W	20-6			Reading, Pa.
* 9/21/1963		ALBRIGHT	W	13-7	2500		Williamsport, Pa.
* 10/3/1964	at	Albright	L	7-19			Reading, Pa.
* 10/2/1965		ALBRIGHT	W	19-9	2000		Williamsport, Pa.
* 10/2/1966	at	Albright	L	0-10	1200		Reading, Pa.
* 9/23/67		ALBRIGHT	W	20-7	2000		Williamsport, Pa.
* 9/21/68	at	Albright	L	0-9			Reading, Pa.
* 9/20/69		ALBRIGHT	L	7-13	2000		Williamsport, Pa.
* 9/19/70	at	Albright	L	0-7			Albright, Pa.
* 9/19/71		ALBRIGHT	L	3-20	3500		Williamsport, Pa.
* 9/23/72	at	Albright	L	0-39			Reading, Pa.
* 9/22/73		ALBRIGHT	L	6-21	2000		Williamsport, Pa.
* 9/21/74	at	Albright	L	0-16	2000		Reading, Pa.
* 9/20/75		ALBRIGHT	L	0-14	2500		Williamsport, Pa.
* 9/18/76	at	Albright	L	0-14	2500		Reading, Pa.
* 9/17/77		ALBRIGHT	L	6-16	3000		Williamsport, Pa.
* 9/16/78	at	Albright	W	10-0	3000		Reading, Pa.
* 9/15/79		ALBRIGHT	W	15-5	2322		Williamsport, Pa.
* 9/20/80		ALBRIGHT	W	45-3			Williamsport, Pa.
* 11/7/81	at	Albright	T	13-13	1200		Reading, Pa.
* 11/6/82		ALBRIGHT	W	21-10	300		Williamsport, Pa.
* 10/8/83		ALBRIGHT	W	14-0	2400		Williamsport, Pa.
* 10/6/84	at	Albright	W	44-0	1500		Reading, Pa.
* 10/12/85		ALBRIGHT	W	43-0	1700		Williamsport, Pa.
* 10/11/86	at	Albright	W	34-0	3,000		Reading, Pa.
* 10/31/87		ALBRIGHT	W	28-3	3,800		Williamsport, Pa.
* 10/29/89	at	Albright	W	23-0	2,200		Reading, Pa.
* 10/28/89		ALBRIGHT	W	22-8	4,100		Williamsport, Pa.
* 10/27/90	at	Albright	W	34-7	3500		Reading, Pa.
* 11/2/91		ALBRIGHT	W	43-8	2876		Williamsport, Pa.
* 10/31/1992	at	Albright	W	33-30	2500		Reading, Pa.
9/25/93		ALBRIGHT	W	34-14	2,500		Williamsport, Pa.
9/24/94	at	Albright	W	37-17	1250		Reading, Pa.
9/9/95	at	Albright	W	29-26	1700		Reading, Pa.
9/14/96		ALBRIGHT	W	31-24	2450		Williamsport, Pa.
p 11/30/96		ALBRIGHT	W	31-13	3100		Williamsport, Pa.
10/23/99	at	Albright	W	43-9	1326		Reading, Pa.
10/21/00		ALBRIGHT	W	39-3	4348		Williamsport, Pa.
* 10/20/01	at	Albright	W	21-10	4000		Reading, Pa.
* 10/26/02		ALBRIGHT	W	35-12	1783		Williamsport, Pa.
* 9/27/03		ALBRIGHT	W	38-21	3120		Williamsport, Pa.
* 9/25/04	at	Albright	L	32-49	2126		Reading, Pa.
* 11/5/05	at	Albright	W	14-13	2130		Reading, Pa.
* 11/4/2006		ALBRIGHT	L	35-42	2104		Williamsport, Pa.
* 10/6/2007	at	Albright	L	7-40	2381		Reading, Pa.
* 10/11/2008		ALBRIGHT	W	23-13	3219		Williamsport, Pa.
* 10/10/2009		ALBRIGHT	L	7-26	3125		Williamsport, Pa.
* 10/7/2010	at	Albright	W	50-0	3642		Reading, Pa.
* 10/1/2011		ALBRIGHT	W	35-13	1346		Williamsport, Pa.
* 9/22/2012	at	Albright	W	29-14	2872		Reading, Pa.
* 10/26/2013		ALBRIGHT	W	20-17	OT 3478		Williamsport, Pa.
* 9/13/2014	at	Albright	W	26-0	3480		Reading, Pa.
* 9/26/2015		ALBRIGHT	L	10-32	1856		Williamsport, Pa.
* 9/17/2016	at	Albright	L	3-17	1869		Reading, Pa.

Conference: 29-19-1

Home: 21-8

Away: 15-11-2

vs Allegheny (0-1)

p 12/8/90	vs	Allegheny	L	14-21	4,800		Bradenton, Fla.
-----------	----	-----------	---	-------	-------	--	-----------------

Neutral: 0-1

vs American International (1-0)

10/3/1959		AMERICAN INTERNATIONAL	W	10-0			Williamsport, Pa.
-----------	--	------------------------	---	------	--	--	-------------------

Home: 1-0

vs Army J.V. (0-1)

11/22/1947	at	Army J.V.	L	13-53			West Point, N.Y.
------------	----	-----------	---	-------	--	--	------------------

Away: 0-1

vs Bloomsburg (1-3)

11/6/1948	at	Bloomsburg	L	0-47			Bloomsburg, Pa.
11/5/1949		BLOOMSBURG	L	0-48			Williamsport, Pa.
11/12/83	at	Bloomsburg	L	10-28	1000		Bloomsburg, Pa.
11/10/84		BLOOMSBURG	W	24-14	1700		Williamsport, Pa.

Home: 1-1

Away: 0-2

vs Bridgeport (2-0)

9/27/1958	at	Bridgeport	W	20-12			Bridgeport, Conn.
9/26/1959		BRIDGEPORT	W	30-6			Williamsport, Pa.

Home: 1-0

Away: 1-0

vs Bridgewater (1-2)

p 12/7/03		BRIDGEWATER	L	9-13	1213		Williamsport, Pa.
9/27/2008		BRIDGEWATER (VA.)	W	34-17	1100		Williamsport, Pa.
9/26/2009	at	Bridgewater	L	29-32	467		Bridgewater, Va.

Home: 1-1

Away: 0-1

vs Brockport (1-3)

10/9/1948	at	Brockport	L	6-12			Brockport, N.Y.
10/22/1949		BROCKPORT	W	6-0			Williamsport, Pa.
9/1/2012		BROCKPORT	L	2-24	1645		Williamsport, Pa.
9/7/2013	vs	Brockport	L	2-30	3000		Rochester, N.Y.

Home: 1-1

Away: 0-1

Neutral: 0-1

vs Bucknell Freshman (0-0-1)

10/11/1947		BUCKNELL FRESHMAN	T	19-19			Williamsport, Pa.
------------	--	-------------------	---	-------	--	--	-------------------

Home: 0-0-1

vs C.W. Post (1-1)

10/20/1962	at	C.W. Post	W	32-14			Brookville, N.Y.
9/19/1964		C.W. POST	L	8-35	2000		Williamsport, Pa.

Home: 0-1

Away: 1-0

vs Carnegie Mellon (1-0)

p 11/17/90		CARNEGIE MELLON	W	17-7			Williamsport, Pa.
------------	--	-----------------	---	------	--	--	-------------------

Home: 1-0

vs Catholic (1-0)

p 11/21/98		CATHOLIC	W	49-14	2700		Williamsport, Pa.
------------	--	----------	---	-------	------	--	-------------------

Home: 1-0

vs Delaware Valley (34-21-1)

11/19/1949	at	National Agriculture	L	7-13			Doylestown, Pa.
11/11/1950		NATIONAL AGRICULTURE	W	41-6			Williamsport, Pa.
10/7/1961		DELAWARE VALLEY	L	6-7	2500		Williamsport, Pa.
10/27/1962	at	Delaware Valley	W	26-7			Doylestown, Pa.
9/18/1965		DELAWARE VALLEY	W	6-0	1500		Williamsport, Pa.
* 9/17/1966	at	Delaware Valley	W	21-20			Doylestown, Pa.
* 11/11/67	at	Delaware Valley	L	30-48			Doylestown, Pa.
* 10/5/68		DELAWARE VALLEY	L	3-39			Williamsport, Pa.
* 10/4/69	at	Delaware Valley	L	7-20			Doylestown, Pa.
* 11/7/70		DELAWARE VALLEY	W	13-6	4500		Williamsport, Pa.
* 11/6/71	at	Delaware Valley	W	20-16			Doylestown, Pa.
* 10/14/72		DELAWARE VALLEY	L	3-8	3000		Williamsport, Pa.
* 10/13/73	at	Delaware Valley	L	7-14	3500		Doylestown, Pa.
* 10/26/74		DELAWARE VALLEY	L	13-19	3000		Williamsport, Pa.
* 10/11/75	at	Delaware Valley	W	10-6	2000		Doylestown, Pa.
* 10/9/76		DELAWARE VALLEY	W	10-6	1000		Williamsport, Pa.
* 10/8/77	at	Delaware Valley	W	16-8	2000		Doylestown, Pa.
* 10/7/78		DELAWARE VALLEY	W	21-7	3000		Williamsport, Pa.
* 10/6/79	at	Delaware Valley	W	24-9	3175		Doylestown, Pa.
* 10/11/80		DELAWARE VALLEY	L	0-9			Williamsport, Pa.
* 10/10/81		DELAWARE VALLEY	L	3-12	3000		Williamsport, Pa.
* 10/9/82	at	Delaware Valley	L	15-21	2500		Doylestown, Pa.
* 11/5/83		DELAWARE VALLEY	W	21-20	1500		Williamsport, Pa.
* 11/3/84	at	Delaware Valley	W	42-7	1500		Doylestown, Pa.
* 11/9/85		DELAWARE VALLEY	W	38-0	2200		Williamsport, Pa.
* 11/8/86	at	Delaware Valley	W	30-7	1,000		Doylestown, Pa.



### Game-by-Game vs. Opponent

*	9/26/87	at Delaware Valley	T	7-7	1800	Doylestown, Pa.
*	9/24/88	DELAWARE VALLEY	W	28-0	1800	Williamsport, Pa.
*	9/23/89	at Delaware Valley	W	14-10	1000	Doylestown, Pa.
*	9/22/90	DELAWARE VALLEY	W	33-21	3,000	Williamsport, Pa.
*	9/28/91	at Delaware Valley	W	41-10	2,900	Doylestown, Pa.
*	10/3/1992	DELAWARE VALLEY	W	20-9	2800	Williamsport, Pa.
*	11/13/93	at Delaware Valley	W	31-0	1,000	Doylestown, Pa.
*	11/12/94	DELAWARE VALLEY	W	16-0	1200	Williamsport, Pa.
*	10/14/95	DELAWARE VALLEY	W	29-0	3700	Williamsport, Pa.
*	10/19/96	at Delaware Valley	W	37-0	700	Doylestown, Pa.
*	10/18/97	DELAWARE VALLEY	W	49-3	2700	Williamsport, Pa.
*	10/17/98	at Delaware Valley	W	50-0	2750	Doylestown, Pa.
*	10/30/99	DELAWARE VALLEY	W	34-0	2140	Williamsport, Pa.
*	10/28/00	at Delaware Valley	W	24-7	2000	Doylestown, Pa.
*	11/3/01	DELAWARE VALLEY	W	51-12	2904	Williamsport, Pa.
*	9/7/02	at Delaware Valley	W	54-0	2700	Doylestown, Pa.
*	10/18/03	DELAWARE VALLEY	L	27-38	3287	Williamsport, Pa.
*	10/16/04	at Delaware Valley	L	19-26	3400	Doylestown, Pa.
*	9/24/05	DELAWARE VALLEY	L	13-31	3112	Williamsport, Pa.
*	9/23/2006	at Delaware Valley	L	16-17	2700	Doylestown, Pa.
*	10/20/2007	at Delaware Valley	L	0-31	1500	Doylestown, Pa.
*	10/25/2008	DELAWARE VALLEY	W	10-7	1123	Williamsport, Pa.
*	10/24/2009	#24 DELAWARE VALLEY	L	7-21	517	Williamsport, Pa.
*	10/23/2010	at #9 Delaware Valley	L	0-36	3000	Doylestown, PA
*	11/5/2011	#9 DELAWARE VALLEY	L	21-28	2986	Williamsport, Pa.
*	9/8/2012	at Delaware Valley	W	24-14	2300	Doylestown, Pa.
*	10/5/2013	#16 DELAWARE VALLEY	W	19-16	3245	Williamsport, Pa.
*	10/11/2014	at Delaware Valley	L	42-52	3200	Doylestown, Pa.
*	11/7/2015	#19 DELAWARE VALLEY	W	43-42	1645	Williamsport, Pa.
*	11/5/2016	at Delaware Valley	L	20-28	1800	Doylestown, Pa.

**Conference: 31-19-1**  
**Home: 18-10**  
**Away: 16-11-1**

#### vs Dickinson (8-1)

	11/3/1956	at Dickinson	W	13-0		Carlisle, Pa.
	9/28/1957	DICKINSON	W	40-6		Williamsport, Pa.
	9/10/77	at Dickinson	L	3-7	2000	Carlisle, Pa.
	11/4/78	DICKINSON	W	20-7	2000	Williamsport, Pa.
	11/10/79	at Dickinson	W	52-0	300	Carlisle, Pa.
	11/15/80	DICKINSON	W	45-37		Williamsport, Pa.
	10/24/81	at Dickinson	W	36-0	2200	Carlisle, Pa.
	10/23/82	DICKINSON	W	35-0	700	Williamsport, Pa.
p	11/18/89	at Dickinson	W	21-0	3,500	Carlisle, Pa.

**Home: 4-0**  
**Away: 4-1**

#### vs Drexel (0-5-1)

	10/23/1954	at Drexel	L	0-41		Philadelphia, Pa.
	10/22/1955	DREXEL	L	14-33		Williamsport, Pa.
*	10/14/1961	at Drexel	T	6-6		Philadelphia, Pa.
*	10/13/1962	DREXEL	L	14-17	3200	Williamsport, Pa.
*	10/12/1963	at Drexel	L	17-22		Philadelphia, Pa.
*	10/10/1964	DREXEL	L	7-15	2000	Williamsport, Pa.

**Conference: 0-3-1**  
**Home: 0-3**  
**Away: 0-2-1**

#### vs East Texas Baptist (1-0)

p	11/29/03	EAST TEXAS BAPTIST	W	13-7	OT 1874	Williamsport, Pa.
---	----------	--------------------	---	------	---------	-------------------

**Home: 1-0**

#### vs Edinboro (1-1)

	10/15/1960	EDINBORO	W	12-6	1500	Williamsport, Pa.,
	10/28/1961	at Edinboro	L	6-20		Edinboro, Pa.

**Home: 1-0**  
**Away: 0-1**

#### vs FDU-Florham (25-6)

	10/25/75	FDU-MADISON	W	49-0	3200	Williamsport, Pa.
	10/23/76	at FDU-Madison	W	49-0	1000	Madison, N.J.
	10/22/77	FDU-MADISON	W	28-0	2500	Williamsport, Pa.
*	11/3/79	FDU-MADISON	W	48-7	2031	Williamsport, Pa.
*	11/8/80	at FDU-Madison	W	61-0		Madison, N.J.
*	11/14/81	at FDU-Florham	W	40-14	500	FDU-Florham

*	11/13/82	at FDU-Madison	W	47-0	300	Madison, N.J.
*	9/18/93	FDU-MADISON	L	20-21	2,350	Williamsport, Pa.
*	9/16/94	at FDU-Madison	L	0-21	3179	Madison, N.J.
*	9/29/95	at FDU-Madison	L	17-20	2400	Madison, N.J.
*	10/5/96	FDU-MADISON	W	32-0	4100	Williamsport, Pa.
*	10/4/97	at FDU-Madison	W	35-19	2000	Madison, N.J.
*	10/3/98	FDU-MADISON	W	42-6	2600	Williamsport, Pa.
*	11/13/99	at FDU-Madison	W	27-3	3200	Madison, N.J.
*	11/11/00	FDU-MADISON	W	34-12	1732	Williamsport, Pa.
*	10/6/01	at FDU-Florham	W	47-0	3512	Madison, N.J.
*	10/12/02	FDU-FLORHAM	L	28-34	2689	Williamsport, Pa.
*	10/11/03	FDU-FLORHAM	W	24-7	2103	Williamsport, Pa.
*	10/9/04	FDU-FLORHAM	W	31-7	2253	Williamsport, Pa.
*	10/1/05	at FDU-Florham	L	14-49	4511	Madison, N.J.
*	9/30/2006	FDU-FLORHAM	W	23-14	1961	Williamsport, Pa.
*	10/27/2007	FDU-FLORHAM	W	26-14	1108	Williamsport, Pa.
*	11/1/2008	at FDU-Florham	W	48-28	1198	Madison, N.J.
*	11/14/2009	FDU-FLORHAM	W	28-21	1400	Williamsport, Pa.
*	11/13/2010	at FDU-Florham	W	17-10	1011	Madison, N.J.
*	11/12/2011	FDU-FLORHAM	W	54-7	1894	Williamsport, Pa.
*	10/6/2012	at FDU-Florham	W	42-7	3682	Madison, N.J.
*	11/9/2013	FDU-FLORHAM	W	55-12	1345	Williamsport, Pa.
*	11/14/2014	at FDU-Florham	W	45-27	855	Madison, N.J.
*	10/24/2015	FDU-FLORHAM	W	44-20	2678	Williamsport, Pa.
*	10/8/2016	at FDU-Florham	L	21-24	568	Madison, N.J.

**Conference: 22-6**  
**Home: 14-2**  
**Away: 11-4**

#### vs Ferrum (0-1)

p	11/25/89	FERRUM	L	24-49	3,000	Williamsport, Pa.
---	----------	--------	---	-------	-------	-------------------

**Home: 0-1**

#### vs Franklin & Marshall (2-0)

*	10/30/1966	at Franklin & Marshall	W	17-0		Lancaster, Pa.
*	10/28/67	FRANKLIN & MARSHALL	W	12-7	2100	Williamsport, Pa.

**Overall: 2-0**  
**Conference: 2-0**  
**Home: 1-0**  
**Away: 1-0**

#### vs Frostburg St. (1-0)

	9/12/1992	at Frostburg St.	W	13-6	3,500	Frostburg, Md.
--	-----------	------------------	---	------	-------	----------------

**Away: 1-0**

#### vs Geneva (4-6)

	11/6/1954	GENEVA	L	7-33		Williamsport, Pa.
	11/5/1955	at Geneva	L	0-6		Beaver Falls, Pa.
	11/17/1956	GENEVA	W	33-19		Williamsport, Pa.
	11/16/1957	at Geneva	W	21-19		Beaver Falls, Pa.
	11/15/1958	GENEVA	W	14-12		Williamsport, Pa.
	11/14/1959	at Geneva	L	0-26		Beaver Falls, Pa.
	11/12/1960	GENEVA	W	26-15	1000	Williamsport, Pa.
	11/11/1961	at Geneva	L	7-26		Beaver Falls, Pa.
	10/7/72	GENEVA	L	3-27	3000	Williamsport, Pa.
	10/6/73	at Geneva	L	10-34	3000	Beaver Falls, Pa.

**Home: 3-2**  
**Away: 1-4**

#### vs Gettysburg (0-1)

p	11/23/85	GETTYSBURG	L	10-14		Williamsport, Pa.
---	----------	------------	---	-------	--	-------------------

**Home: 0-1**

#### vs Grove City (0-2)

	9/25/1965	at Grove City	L	12-16		Grove City, Pa.
	9/25/1966	GROVE CITY	L	8-27		Williamsport, Pa.

**Home: 0-1**  
**Away: 0-1**

#### vs Hartwick (2-0)

	10/7/95	at Hartwick	W	38-26	2300	Oneonta, NY
	10/12/96	HARTWICK	W	41-14	2000	Williamsport, Pa.

**Home: 1-0**  
**Away: 1-0**



### Game-by-Game vs. Opponent

#### vs Hobart (0-1)

p	11/22/2008	at Hobart	L	15-33	764	Geneva, N.Y.
---	------------	-----------	---	-------	-----	--------------

Way: 0-1

#### vs Hofstra (1-2)

*	9/30/1961	HOFSTRA	L	7-20	1000	Williamsport, Pa.
*	11/3/1962	HOFSTRA	L	6-20		Williamsport, Pa.
p	12/1/90	at Hofstra	W	20-10	6,347	Hempstead, N.Y.

Conference: 0-2

Home: 0-2

Away: 1-0

#### vs Ithaca (2-4)

	10/2/1948	ITHACA	L	0-25		Williamsport, Pa.
	10/2/04	at Ithaca	L	7-49	2951	Ithaca, N.Y.
	10/15/05	ITHACA	W	33-30	OT 2100	Williamsport, Pa.
	9/1/2007	ITHACA	L	6-31	2552	Williamsport, Pa.
	9/6/2008	at Ithaca	L	16-17	0	Ithaca, N.Y.
	9/25/2010	#13 ITHACA	W	26-24	1781	Williamsport, Pa.

Home: 2-2

Away: 0-2

#### vs Juniata (28-19-1)

	10/28/1950	at Juniata	L	0-33		Huntingdon, Pa.
	10/16/1954	JUNIATA	L	0-30		Williamsport, Pa.
	10/15/1955	at Juniata	L	13-14		Huntingdon, Pa.
	10/13/1956	JUNIATA	W	13-6		Williamsport, Pa.
*	10/18/1958	JUNIATA	L	7-27		Williamsport, Pa.
*	10/17/1959	at Juniata	L	8-34		Huntingdon, Pa.
*	10/26/1963	JUNIATA	L	12-21	2800	Williamsport, Pa.
*	10/24/1964	at Juniata	L	6-11		Huntingdon, Pa.
*	10/23/1965	JUNIATA	L	13-17	3000	Williamsport, Pa.
*	10/23/1966	at Juniata	L	16-47	4200	Huntingdon, Pa.
*	10/21/67	JUNIATA	L	6-42	2500	Williamsport, Pa.
*	10/19/68	at Juniata	L	7-25		Huntingdon, Pa.
*	10/18/69	JUNIATA	L	7-21	5500	Williamsport, Pa.
*	10/17/70	at Juniata	W	29-14		Huntingdon, Pa.
*	10/17/71	JUNIATA	L	0-17	3100	Williamsport, Pa.
*	10/21/72	at Juniata	L	0-7		Huntingdon, Pa.
*	10/20/73	JUNIATA	L	3-27	3500	Williamsport, Pa.
*	10/5/74	JUNIATA	L	0-26	1500	Williamsport, Pa.
*	10/18/75	JUNIATA	W	16-12	3000	Williamsport, Pa.
*	10/16/76	at Juniata	W	16-12	2500	Huntingdon, Pa.
*	10/15/77	JUNIATA	W	10-0	3000	Williamsport, Pa.
*	10/14/78	at Juniata	L	7-24	4000	Huntingdon, Pa.
*	10/13/79	JUNIATA	W	21-0	3367	Williamsport, Pa.
*	10/18/80	at Juniata	W	28-7		Huntingdon, Pa.
*	10/31/81	JUNIATA	W	11-10	1500	Williamsport, Pa.
*	10/30/82	at Juniata	W	25-12	2000	Huntingdon, Pa.
*	10/29/83	JUNIATA	W	20-7	1600	Williamsport, Pa.
*	10/27/84	at Juniata	W	29-28	2900	Huntingdon, Pa.
*	11/2/85	JUNIATA	W	39-27	2000	Williamsport, Pa.
*	11/1/86	at Juniata	W	63-27	3,600	Huntingdon, Pa.
*	10/17/87	at Juniata	L	7-10	1,175	Huntingdon, Pa.
*	10/15/89	JUNIATA	W	20-10	1,300	Williamsport, Pa.
*	10/14/89	at Juniata	W	46-0	1,975	Huntingdon, Pa.
*	10/13/90	JUNIATA	W	31-0	5200	Williamsport, Pa.
*	10/19/91	at Juniata	W	28-7	1,700	Huntingdon, Pa.
*	10/17/1992	JUNIATA	T	14-14	3,500	Williamsport, Pa.
	11/6/93	JUNIATA	W	33-18	2703	Williamsport, Pa.
	11/5/94	at Juniata	W	15-7	1000	Huntingdon, Pa.
	10/11/97	at Juniata	W	20-16	1300	Huntingdon, Pa.
	10/10/98	JUNIATA	W	39-14	3840	Williamsport, Pa.
	9/11/99	at Juniata	W	19-13	3125	Huntingdon, Pa.
	9/9/00	JUNIATA	W	21-7	2800	Williamsport, Pa.
*	11/10/01	at Juniata	W	42-14	1100	Huntingdon, Pa.
*	11/16/02	JUNIATA	W	55-24	1189	Williamsport, Pa.
*	11/1/03	at Juniata	W	28-14	2300	Huntingdon, Pa.
*	10/30/04	JUNIATA	L	7-14	1306	Williamsport, Pa.
*	9/10/2005	JUNIATA	W	35-0	2740	Williamsport, Pa.
*	9/9/2006	at Juniata	W	20-15	2300	Huntingdon, Pa.

Conference: 21-16-1

Home: 14-10-1

Away: 14-9

#### vs Kean (4-0)

	9/10/88	at Kean	W	20-6	2,500	Union, N.J.
	9/9/89	KEAN	W	16-0	1500	Williamsport, Pa.
	9/8/90	at Kean	W	30-20	2500	Union, N.J.
	9/14/91	KEAN	W	37-0	1,300	Williamsport, Pa.

Home: 2-0

Away: 2-0

#### vs Keystone (1-0)

	10/4/1947	at Keystone	W	12-6		La Plume, Pa.
--	-----------	-------------	---	------	--	---------------

Away: 1-0

#### vs King's (Pa.) (17-8-1)

	10/18/1947	KING'S (PA.)	T	7-7		Williamsport, Pa.
	10/16/1948	at King's (Pa.)	L	7-12		Wilkes-Barre, Pa.
	10/15/1949	KING'S (PA.)	L	0-6		Williamsport, Pa.
	10/7/1950	at King's (Pa.)	L	0-31		Wilkes-Barre, Pa.
*	10/2/93	at King's (Pa.)	W	41-21	4000	Wilkes-Barre, Pa.
*	10/1/94	KING'S (PA.)	W	35-0	1100	Williamsport, Pa.
*	9/16/95	KING'S (PA.)	W	48-0	2200	Williamsport, Pa.
*	9/21/96	at Kings (Pa.)	W	51-18	2562	Wilkes-Barre, Pa.
*	9/20/97	KING'S (PA.)	W	42-3	3200	Williamsport, Pa.
*	9/19/98	KINGS (PA.)	W	28-13	2400	Wilkes-Barre, Pa.
*	9/25/99	KING'S (PA.)	W	41-0	4325	Williamsport, Pa.
*	9/23/00	at King's (Pa.)	W	41-24	2700	Wilkes-Barre, Pa.
*	9/22/01	KING'S (PA.)	W	20-14	4200	Williamsport, Pa.
*	9/28/02	at King's (Pa.)	W	24-10	3000	Wilkes-Barre, Pa.
*	9/3/03	KING'S (PA.)	W	31-21	1868	Williamsport, Pa.
*	9/11/04	at King's (Pa.)	L	28-31	2800	Wilkes-Barre, Pa.
*	11/3/2007	KING'S (PA.)	W	24-6	2126	Williamsport, Pa.
*	11/8/2008	at King's (Pa.)	L	7-24	3352	Wilkes-Barre, Pa.
*	10/3/2009	at King's (Pa.)	W	24-21	3315	Wilkes-Barre, Pa.
*	10/2/2010	KING'S (PA.)	W	31-24	1124	Williamsport, Pa.
*	10/8/2011	at King's (Pa.)	W	42-10	1500	Wilkes-Barre, Pa.
*	9/29/2012	KING'S (PA.)	W	33-10	2543	Williamsport, Pa.
*	11/2/2013	at King's (Pa.)	L	24-28	2876	Wilkes-Barre, Pa.
*	9/20/2014	KING'S (PA.)	W	28-13	3456	Williamsport, Pa.
*	10/17/2015	at King's (Pa.)	L	26-30	1036	Wilkes-Barre, Pa.
*	9/10/2016	KING'S	L	28-41	1678	Williamsport, Pa.

Conference: 17-5

Home: 11-2-1

Away: 6-6

#### vs Lebanon Valley (26-6)

	11/19/1955	LEBANON VALLEY	W	25-7		Williamsport, Pa.
	10/6/1956	at Lebanon Valley	W	19-0		Annvil, Pa.
*	11/16/85	at Lebanon Valley	W	59-0	100	Annvil, Pa.
*	11/15/86	LEBANON VALLEY	W	30-13	750	Williamsport, Pa.
*	10/3/87	at Lebanon Valley	W	7-6	2400	Annvil, Pa.
*	10/1/88	LEBANON VALLEY	W	42-3	2400	Williamsport, Pa.
*	9/30/89	at Lebanon Valley	W	28-3	4600	Annvil, Pa.
*	9/29/90	LEBANON VALLEY	W	17-0	3,000	Williamsport, Pa.
*	9/21/91	LEBANON VALLEY	W	30-20	3,208	Williamsport, Pa.
*	9/19/1992	at Lebanon Valley	W	35-17	4500	Annvil, Pa.
	10/23/93	LEBANON VALLEY	W	28-3	5,112	Williamsport, Pa.
	10/22/94	at Lebanon Valley	W	14-12	3500	Annvil, Pa.
	11/4/95	LEBANON VALLEY	W	13-9	1800	Williamsport, Pa.
	11/9/96	at Lebanon Valley	W	35-7	750	Annvil, Pa.
	11/8/97	LEBANON VALLEY	W	26-7	760	Williamsport, Pa.
	11/7/98	at Lebanon Valley	W	47-14	1800	Lebanon Valley
	10/9/99	LEBANON VALLEY	W	41-7	3120	Williamsport, Pa.
	10/7/00	at Lebanon Valley	W	42-20	1500	Annvil, Pa.
*	9/8/01	LEBANON VALLEY	W	40-0	3450	Williamsport, Pa.
*	9/14/02	at Lebanon Valley	W	24-6	2600	Annvil, Pa.
*	10/22/05	at Lebanon Valley	W	7-6	650	Annvil, Pa.
*	10/21/2006	LEBANON VALLEY	L	9-15	2562	Williamsport, Pa.
*	11/10/2007	at Lebanon Valley	L	14-28	2018	Annvil, Pa.
*	11/15/2008	LEBANON VALLEY	W	23-15	1737	Williamsport, Pa.
*	11/7/2009	at Lebanon Valley	L	21-31	2750	Annvil, Pa.
*	11/6/2010	LEBANON VALLEY	L	14-28	1145	Williamsport, Pa.
*	10/29/2011	at Lebanon Valley	W	10-7	250	Annvil, Pa.
*	9/15/2012	LEBANON VALLEY	W	21-13	1895	Williamsport, Pa.



### Game-by-Game vs. Opponent

* 10/12/2013	at Lebanon Valley	L	7-14	3500	Annville, Pa.
* 11/8/2014	LEBANON VALLEY	W	30-29 OT	2431	Williamsport, Pa.
* 10/3/2015	Lebanon Valley	L	38-41 OT	1875	Annville, Pa.
* 10/22/2016	LEBANON VALLEY	W	27-24	1876	Williamsport, Pa.

Conference: 16-6

Home: 14-2

Away: 12-4

#### vs Lincoln (Pa.) (1-1)

10/9/1954	at Lincoln (Pa.)	L	0-27		Lincoln Univ., Pa.
10/8/1955	LINCOLN (PA.)	W	18-6		S. Williamsport, Pa.

Home: 1-0

Away: 0-1

#### vs Lock Haven (10-5-1)

11/13/1954	LOCK HAVEN	L	6-20		Williamsport, Pa.
11/12/1955	at Lock Haven	T	19-19		Lock Haven, Pa.
11/10/1956	LOCK HAVEN	L	0-7		S. Williamsport, Pa.
11/2/1957	at Lock Haven	L	7-21		Lock Haven, Pa.
9/14/74	LOCK HAVEN	W	10-6	12000	Williamsport, Pa.
9/13/75	at Lock Haven	W	23-0	3000	Lock Haven, Pa.
9/11/76	LOCK HAVEN	W	23-0	2500	Williamsport, Pa.
9/9/78	at Lock Haven	W	24-14	3500	Lock Haven, Pa.
9/8/79	LOCK HAVEN	W	15-12	2587	Williamsport, Pa.
9/13/80	at Lock Haven	W	15-7		Lock Haven, Pa.
9/12/81	LOCK HAVEN	L	0-7	2500	Williamsport, Pa.
9/11/82	at Lock Haven	L	7-14	5000	Lock Haven, Pa.
9/10/83	LOCK HAVEN	W	14-0	3500	Williamsport, Pa.
9/8/84	at Lock Haven	W	17-14	3000	Lock Haven, Pa.
9/14/1985	LOCK HAVEN	W	29-8	3000	Williamsport, Pa.
9/13/86	at Lock Haven	W	24-21	4,000	Lock Haven, Pa.

Home: 5-3

Away: 5-2-1

#### vs Lock Haven J.V. (0-0-1)

9/27/1947	LOCK HAVEN J.V.	T	12-12		Williamsport, Pa.
-----------	-----------------	---	-------	--	-------------------

Home: 0-0-1

#### vs Mansfield (1-1)

10/14/1950	at Mansfield	L	0-40		Mansfield, Pa.
9/2/89	MANSFIELD	W	27-0	3500	Williamsport, Pa.

Home: 1-0

Away: 0-1

#### vs McDaniel (10-13)

* 11/8/1958	at Western Maryland	W	27-26		Westminster, Md.
* 11/7/1959	WESTERN MARYLAND	L	12-20		Williamsport, Pa.,
* 11/5/1960	at Western Maryland	L	7-20		Westminster, Md.
* 11/4/1961	WESTERN MARYLAND	L	6-7	1200	Williamsport, Pa.
* 11/2/1963	at Western Maryland	L	6-18		Westminster, Md.
* 10/31/1964	WESTERN MARYLAND	L	14-17	2000	Williamsport, Pa.
* 10/9/1965	at Western Maryland	L	13-19	2500	Westminster, Md.
* 10/8/1966	WESTERN MARYLAND	W	27-14	5000	Williamsport, Pa.
* 10/7/67	WESTERN MARYLAND	L	0-20	2500	Williamsport, Pa.
* 10/12/68	at Western Maryland	L	29-37		Westminster, Md.
* 10/11/69	WESTERN MARYLAND	W	22-14		Williamsport, Pa.
* 10/10/70	at Western Maryland	L	20-27		Westminster, Md.
* 10/10/71	WESTERN MARYLAND	L	7-18	3200	Williamsport, Pa.
* 11/11/72	WESTERN MARYLAND	W	31-0	3500	Williamsport, Pa.
* 11/10/73	at Western Maryland	L	0-20	1500	Westminster, Md.
* 11/9/74	at Western Maryland	W	28-14	1500	Westminster, Md.
11/8/75	WESTERN MARYLAND	W	28-14	7200	Williamsport, Pa.
11/6/76	at Western Maryland	W	28-13	3000	Westminster, Md.
11/5/77	WESTERN MARYLAND	W	27-7	1500	Williamsport, Pa.
10/21/78	at Western Maryland	L	7-23	1000	Westminster, Md.
10/20/79	WESTERN MARYLAND	L	7-12	3750	Williamsport, Pa.
10/25/80	at Western Maryland	W	10-7		Westminster, Md.
p 11/22/97	WESTERN MARYLAND	W	27-13	2600	Williamsport, Pa.

Overall: 10-13

Conference: 5-11

Home: 6-6

Away: 4-7

#### vs McDaniel J.V. (1-1)

11/1/1947	WESTERN MARYLAND J.V.	W	31-0		Williamsport, Pa.
11/13/1948	WESTERN MARYLAND J.V.	L	6-14		Williamsport, Pa.

Home: 1-1

#### vs Misericordia (5-0)

* 11/10/2012	at Misericordia	W	38-0	750	Dallas, Pa.
* 9/21/2013	MISERICORDIA	W	52-14	2107	Williamsport, Pa.
* 11/1/2014	at Misericordia	W	28-14	1000	Dallas, Pa.
* 11/14/2015	MISERICORDIA	W	38-14	1245	Williamsport, Pa.
* 9/24/2016	at Misericordia	W	28-24	1200	Dallas, Pa.

Conference: 5-0

Away: 3-0

Home: 2-0

#### vs Moravian (13-7)

9/29/1956	at Moravian	L	6-20		Bethlehem, Pa.
10/5/1957	MORAVIAN	W	34-13		Williamsport, Pa.
* 10/22/83	at Moravian	L	7-10	3000	Bethlehem, Pa.
* 10/20/84	MORAVIAN	W	38-20	1000	Williamsport, Pa.
* 10/26/85	at Moravian	W	17-15	2200	Bethlehem, Pa.
* 10/25/86	MORAVIAN	W	17-15	2,500	Williamsport, Pa.
* 10/24/87	at Moravian	W	30-3	4200	Bethlehem, Pa.
* 10/22/88	MORAVIAN	L	6-17	700	Williamsport, Pa.
* 10/21/89	at Moravian	W	30-20	4,900	Bethlehem, Pa.
* 10/20/90	MORAVIAN	W	38-7	1,800	Williamsport, Pa.
* 10/21/91	at Moravian	W	21-3	5,000	Bethlehem, Pa.
* 10/24/1992	MORAVIAN	W	27-7	5,000	Williamsport, Pa.
10/9/93	at Moravian	L	14-17	3500	Bethlehem, Pa.
10/8/94	MORAVIAN	L	16-20	3800	Williamsport, Pa.
9/13/97	at Moravian	W	17-14	2719	Bethlehem, Pa.
9/12/98	MORAVIAN	W	36-0	3270	Williamsport, Pa.
* 10/25/03	at Moravian	W	26-14	3599	Bethlehem, Pa.
* 10/23/04	MORAVIAN	L	14-35	1751	Williamsport, Pa.
* 10/29/05	MORAVIAN	W	17-13	1847	Williamsport, Pa.
* 10/28/2006	at Moravian	L	3-22	1003	Bethlehem, Pa.

Conference: 10-4

Home: 7-3

Away: 6-4

#### vs Mount Union (0-1)

p 12/13/97	vs Mount Union	L	12-61	5777	Salem, Va.
------------	----------------	---	-------	------	------------

Neutral: 0-1

#### vs Muhlenberg (4-4)

10/29/1960	at Muhlenberg	L	13-34		Allentown, Pa.
* 11/9/1963	at Muhlenberg	L	0-34		Allentown, Pa.
* 11/7/1964	MUHLENBERG	W	9-0	1500	Williamsport, Pa.
* 11/6/1965	at Muhlenberg	W	56-6		Allentown, Pa.
* 11/6/1966	MUHLENBERG	W	31-20	3000	Williamsport, Pa.
* 11/4/67	at Muhlenberg	W	32-14		Allentown, Pa.
* 11/9/68	MUHLENBERG	L	13-21		Williamsport, Pa.
* 11/8/69	at Muhlenberg	L	21-27		Allentown, Pa.

Conference: 4-3

Home: 2-1

Away: 2-3

#### vs Quantico Marines (0-1)

10/8/1960	QUANTICO MARINES	L	0-33	3000	Williamsport, Pa.
-----------	------------------	---	------	------	-------------------

Home: 0-1

#### vs Randolph-Macon (1-1)

9/29/1962	RANDOLPH-MACON	W	20-7	2500	Williamsport, Pa.,
10/5/1963	at Randolph-Macon	L	7-12		Ashland, Va.

Home: 1-0

Away: 0-1

#### vs Rowan (2-3)

p 12/7/96	at Rowan	L	14-33	2200	Glassboro, NJ
p 12/6/97	ROWAN	W	28-20	5000	Williamsport, Pa.
9/12/2009	ROWAN	L	7-29	1700	Williamsport, Pa.
9/4/2010	at Rowan	L	17-24	2119	Glassboro, NJ
9/3/2011	#22 ROWAN	W	8-6	2001	Williamsport, Pa.

Home: 2-1

Away: 0-2



### Game-by-Game vs. Opponent

<b>vs Scranton (0-1)</b>				9/6/2014	SUSQUEHANNA	W	42-13	3087	Williamsport, Pa.		
*	10/1/1960	at Scranton	L	12-20	Scranton, Pa.						
<b>Conference: 0-1</b>				9/5/2015	at Susquehanna	L	13-28	3210	Selinsgrove, Pa.		
<b>Away: 0-1</b>				9/3/2016	SUSQUEHANNA	W	27-24	1865	Williamsport, Pa.		
<b>vs St. Lawrence (1-0)</b>				<b>Conference: 22-12-1</b>							
	10/4/1958	at St. Lawrence	W	41-9	Canton, N.Y.	<b>Home: 16-6-1</b>					
<b>Away: 1-0</b>				<b>Away: 14-13</b>							
<b>vs Stevenson (4-2)</b>				<b>Neutral: 0-2</b>							
*	10/22/2011	at Stevenson	W	48-14	3500 Owings Mills, Md.	<b>vs Thiel (0-1)</b>					
*	11/3/2012	STEVENSON	W	32-7	1124 Williamsport, Pa.	11/4/1950	THIEL	L	0-61	Williamsport, Pa.	
*	11/16/2013	at Stevenson	W	36-20	1325 Owings Mills, Md.	<b>Home: 0-1</b>					
*	10/4/2014	STEVENSON	W	31-10	2543 Williamsport, Pa.	<b>vs Towson (0-1)</b>					
*	9/12/2015	at Stevenson	L	14-38	1587 Owings Mills, Md.	10/12/74	TOWSON	L	7-42	3500 Williamsport, Pa.	
*	11/12/2016	#23 STEVENSON	L	10-28	1065 Williamsport, Pa.	<b>Home: 0-1</b>					
<b>Conference: 4-2</b>				<b>vs Trinity (Texas) (1-1)</b>							
<b>Home: 2-1</b>				p	11/29/97	TRINITY (TEXAS)	W	46-26	3100	Williamsport, Pa.	
<b>Away: 2-1</b>				p	11/28/98	TRINITY (TEXAS)	L	21-37	2250	Williamsport, Pa.	
<b>vs Susquehanna (30-21-1)</b>				<b>Home: 1-1</b>							
	10/8/1949	at Susquehanna	L	6-34	Selinsgrove, Pa.	<b>vs Upsala (14-13-1)</b>					
	9/23/1950	at Susquehanna	L	0-27	Selinsgrove, Pa.	*	11/10/1962	at Upsala	L	6-7	East Orange, N.J.
*	9/24/1960	vs Susquehanna	L	0-18	4500 Sunbury, Pa.	*	10/19/1963	UPSALA	L	9-15	2800 Williamsport, Pa.
*	9/23/1961	vs Susquehanna	L	0-7	4400 Sunbury, Pa.	*	10/17/1964	at Upsala	L	6-12	East Orange, N.J.
*	10/6/1962	SUSQUEHANNA	L	0-3	3200 Williamsport, Pa.	*	10/16/1965	UPSALA	W	7-6	4000 Williamsport, Pa.
*	10/30/1965	at Susquehanna	W	27-8	4700 Selinsgrove, Pa.	*	10/16/1966	UPSALA	L	12-27	3000 Williamsport, Pa.
*	10/26/68	at Susquehanna	L	13-17	Selinsgrove, Pa.	*	10/14/67	UPSALA	L	0-27	1500 Williamsport, Pa.
*	10/25/69	at Susquehanna	L	8-35	Selinsgrove, Pa.	*	11/2/68	at Upsala	L	8-39	East Orange, N.J.
*	10/24/70	SUSQUEHANNA	L	0-21	3500 Williamsport, Pa.	*	11/1/69	UPSALA	L	7-8	Williamsport, Pa.
*	10/23/71	at Susquehanna	W	25-10	Selinsgrove, Pa.	*	10/31/70	UPSALA	L	7-18	2500 Williamsport, Pa.
*	10/28/72	SUSQUEHANNA	W	16-12	3000 Williamsport, Pa.	*	10/30/71	at Upsala	L	15-22	East Orange, N.J.
*	10/27/73	at Susquehanna	W	18-13	2500 Selinsgrove, Pa.	*	11/4/72	at Upsala	L	12-15	East Orange, N.J.
*	11/2/74	SUSQUEHANNA	L	18-30	1000 Williamsport, Pa.	*	11/3/73	UPSALA	W	20-6	3500 Williamsport, Pa.
*	10/4/75	at Susquehanna	W	13-7	2500 Selinsgrove, Pa.	*	10/19/74	at Upsala	W	20-14	2000 East Orange, N.J.
*	10/2/76	SUSQUEHANNA	W	13-7	3000 Williamsport, Pa.	*	11/1/75	at Upsala	L	0-7	2500 East Orange, N.J.
*	10/1/77	at Susquehanna	W	7-0	1000 Selinsgrove, Pa.	*	10/30/76	UPSALA	W	17-10	3000 Williamsport, Pa.
*	9/30/78	SUSQUEHANNA	W	21-0	2500 Williamsport, Pa.	*	10/29/77	at Upsala	L	7-8	2500 East Orange, N.J.
*	9/29/79	at Susquehanna	W	30-0	4500 Selinsgrove, Pa.	*	10/28/78	UPSALA	W	12-10	3500 Williamsport, Pa.
*	10/4/80	SUSQUEHANNA	W	46-3	4000 Williamsport, Pa.	*	10/27/79	at Upsala	T	6-6	3250 East Orange, N.J.
*	9/19/81	at Susquehanna	L	3-6	1900 Selinsgrove, Pa.	*	11/1/80	UPSALA	W	37-13	Williamsport, Pa.
*	9/18/82	SUSQUEHANNA	W	17-6	750 Williamsport, Pa.	*	10/17/81	at Upsala	W	22-14	1700 East Orange, N.J.
*	9/17/83	SUSQUEHANNA	T	3-3	2200 Williamsport, Pa.	*	10/16/82	UPSALA	W	26-0	2500 Williamsport, Pa.
*	9/15/84	at Susquehanna	L	7-24	2500 Selinsgrove, Pa.	*	10/15/83	at Upsala	W	31-0	2000 East Orange, N.J.
*	9/25/85	SUSQUEHANNA	W	20-14	1700 Williamsport, Pa.	*	10/13/84	UPSALA	L	10-17	2800 Williamsport, Pa.
*	9/20/86	at Susquehanna	L	42-43	3,500 Selinsgrove, Pa.	*	10/19/85	at Upsala	W	50-0	1000 Upsala, Pa.
*	11/7/87	at Susquehanna	W	7-6	1,200 Selinsgrove, Pa.	*	10/18/86	UPSALA	W	42-0	1,000 Williamsport, Pa.
*	11/5/88	SUSQUEHANNA	L	0-23	1200 Williamsport, Pa.	*	9/19/87	UPSALA	W	7-0	1000 Williamsport, Pa.
*	11/4/89	at Susquehanna	L	17-24	2,650 Selinsgrove, Pa.		9/17/88	at Upsala	W	34-14	850 East Orange, N.J.
*	11/3/90	SUSQUEHANNA	W	23-6	6,500 Williamsport, Pa.	*	10/16/93	UPSALA	W	20-12	2,703 Williamsport, Pa.
*	11/9/91	at Susquehanna	W	35-31	6,800 Selinsgrove, Pa.	<b>Conference: 13-13-1</b>					
p	11/30/91	at Susquehanna	L	24-31	6,300 Selinsgrove, Pa.	<b>Home: 9-6</b>					
*	11/7/1992	SUSQUEHANNA	W	23-19	9,106 Williamsport, Pa.	<b>Away: 5-7-1</b>					
	9/11/93	at Susquehanna	L	14-17	5,000 Selinsgrove, Pa.	<b>vs Wagner (1-1)</b>					
	9/10/94	SUSQUEHANNA	L	6-17	4200 Williamsport, Pa.	*	9/30/67	at Wagner	L	13-27	Staten Island, N.Y.
	10/28/95	at Susquehanna	L	14-21	4100 Selinsgrove, Pa.	*	9/28/68	WAGNER	W	10-0	Williamsport, Pa.
	11/2/96	SUSQUEHANNA	W	27-14	4600 Williamsport, Pa.	<b>Conference: 1-1</b>					
	11/1/97	at Susquehanna	W	21-12	3000 Selinsgrove, Pa.	<b>Home: 1-0</b>					
	10/31/98	SUSQUEHANNA	W	46-13	3750 Williamsport, Pa.	<b>Away: 0-1</b>					
	11/6/99	at Susquehanna	W	36-7	5000 Selinsgrove, Pa.	<b>vs Washington &amp; Jefferson (2-3)</b>					
	11/4/00	SUSQUEHANNA	L	14-16	2708 Williamsport, Pa.	p	11/24/90	at Washington & Jefferson	W	24-0	Washington, Pa.
*	9/15/01	at Susquehanna	W	45-20	3100 Selinsgrove, Pa.	p	11/23/91	WASH. & JEFF.	W	18-16	3,200 Williamsport, Pa.
*	9/21/02	SUSQUEHANNA	W	50-3	3426 Williamsport, Pa.	p	11/21/1992	WASH. & JEFF.	L	0-33	2,700 Williamsport, Pa.
*	11/15/03	SUSQUEHANNA	W	38-0	3294 Williamsport, Pa.	p	11/25/95	at Washington & Jefferson	L	0-48	Washington, Pa.
*	11/13/04	at Susquehanna	W	35-7	3000 Selinsgrove, Pa.	p	11/20/99	WASH. & JEFF.	L	7-14	2400 Williamsport, Pa.
*	11/12/05	SUSQUEHANNA	W	17-10	3318 Williamsport, Pa.	<b>Home: 1-2</b>					
*	11/11/2006	at Susquehanna	W	28-14	3700 Selinsgrove, Pa.	<b>Away: 1-1</b>					
	9/15/2007	at Susquehanna	L	13-17	2130 Selinsgrove, Pa.	<b>vs Washington (Md.) (0-1)</b>					
	9/20/2008	SUSQUEHANNA	W	28-16	3614 Williamsport, Pa.	9/30/1950	WASHINGTON (MD.)	L	0-32	Williamsport, Pa.	
	9/19/2009	at Susquehanna	W	37-23	3003 Selinsgrove, Pa.	<b>Home: 0-1</b>					



### Game-by-Game vs. Opponent

#### vs Waynesburg (1-3)

9/28/1963	WAYNESBURG	L	12-30	2000	Williamsport, Pa.
9/26/1964	at Waynesburg	L	13-18		Waynesburg, Pa.
10/3/81	at Waynesburg	L	12-34	2800	Waynesburg
10/2/82	WAYNESBURG	W	7-0	2000	Williamsport, Pa.

Home: 1-1

Away: 0-2

#### vs Westminster (Pa.) (1-2)

10/3/70	WESTMINSTER (PA.)	L	0-28	3000	Williamsport, Pa.
10/3/71	at Westminster (Pa.)	L	13-25		New Wilmington, Pa.
9/10/2011	at Westminster (Pa.)	W	41-3	1089	New Wilmington, Pa.

Home: 0-1

Away: 1-1

#### vs Widener (21-18)

10/30/1954	at Penn Military	L	0-21		Chester, Pa.
10/29/1955	PENN MILITARY	L	13-14		Williamsport, Pa.
10/27/1956	at Penn Military	L	13-14		Chester, Pa.
11/9/1957	PENN MILITARY	W	13-7	2800	Williamsport, Pa.
* 11/1/1958	at Penn Military	W	13-12		Chester, Pa.
* 10/31/1959	PENN MILITARY	L	7-8		Williamsport, Pa.
* 10/1/83	at Widener	W	37-0	4200	Chester, Pa.
* 9/29/84	WIDENER	W	22-20	3000	Williamsport, Pa.
* 10/5/85	at Widener	W	18-10	6000	Chester, Pa.
* 10/4/86	WIDENER	L	13-14	2,000	Williamsport, Pa.
* 10/10/87	WIDENER	L	17-24	2200	Williamsport, Pa.
* 10/8/88	at Widener	L	5-17	6,500	Chester, Pa.
* 10/7/89	WIDENER	W	21-0	4,100	Williamsport, Pa.
* 10/6/90	at Widener	W	16-14	4,500	Chester, Pa.
* 10/12/91	WIDENER	W	31-0	3,300	Williamsport, Pa.
* 10/10/1992	at Widener University	W	28-16	6,000	Chester, Pa.
10/21/95	WIDENER	W	16-15	1100	Williamsport, Pa.
p 11/18/95	WIDENER	W	31-27	2100	Williamsport, Pa.
10/20/96	at Widener	W	37-31	3500	Chester, Pa.
10/25/97	WIDENER	W	19-17	2300	Williamsport, Pa.
10/24/98	at Widener	W	15-13	5000	Chester, Pa.
9/18/99	WIDENER	W	30-0	4230	Williamsport, Pa.
9/16/00	at Widener	L	49-50	3500	Chester, Pa.
* 9/29/01	WIDENER	L	0-35	4354	Williamsport, Pa.
* 10/5/02	at Widener	L	14-20	4000	Chester, Pa.
* 11/8/03	WIDENER	W	45-22	3800	Williamsport, Pa.
* 11/6/04	at Widener	L	0-7	2000	Chester, Pa.
* 9/17/2005	at Widener	L	7-15	2000	Chester, Pa.
* 9/16/2006	WIDENER	W	15-12	1722	Williamsport, Pa.
* 9/29/2007	WIDENER	L	14-16	2800	Williamsport, Pa.
* 10/4/2008	at Widener	W	21-17	5015	Chester, Pa.
* 10/17/2009	at Widener	W	28-16	2075	Chester, Pa.
* 10/16/2010	WIDENER	W	31-7	2786	Williamsport, Pa.
* 9/17/2011	at Widener	L	28-31	3565	Chester, Pa.
* 10/20/2012	#14 WIDENER	L	23-28	4235	Williamsport, Pa.
* 9/28/2013	at #24 Widener	W	16-14	2135	Chester, Pa.
* 10/25/2014	#13 WIDENER	L	17-34	3478	Williamsport, Pa.
* 10/31/2015	at Widener	L	7-48	1750	Chester, Pa.
* 10/1/2016	WIDENER	L	21-24	40T 1567	Williamsport, Pa.

Conference: 14-14

Home: 11-9

Away: 10-9

#### vs Wilkes (39-18)

11/14/1947	at Wilkes	L	12-33		Wilkes-Barre, Pa.
10/30/1948	WILKES	L	7-34		S. Williamsport, Pa.
10/29/1949	at Wilkes	L	6-64		Edwardsville, Pa.
10/21/1950	WILKES	L	14-26		Williamsport, Pa.
10/20/1956	WILKES	W	26-6		Williamsport, Pa.
10/25/1957	at Wilkes	W	13-7		Edwardsville, Pa.
* 10/25/1958	WILKES	W	39-0		Williamsport, Pa.
* 10/24/1959	at Wilkes	W	12-0		Edwardsville, Pa.
* 10/22/1960	WILKES	W	10-0	600	Williamsport, Pa.
* 10/21/1961	at Wilkes	W	25-2		Edwardsville, Pa.
* 9/27/69	WILKES	L	13-34		Williamsport, Pa.
* 9/26/70	at Wilkes	W	21-19		Edwardsville, Pa.
* 9/26/71	WILKES	L	0-29	3200	Williamsport, Pa.
* 9/30/72	at Wilkes	L	0-29		Edwardsville, Pa.
* 9/29/73	WILKES	L	0-25	4000	Williamsport, Pa.

* 9/28/74	at Wilkes	L	14-20	1000	Edwardsville, Pa.
* 9/25/76	at Wilkes	W	21-15	2000	Edwardsville, Pa.
* 9/24/77	WILKES	W	7-0	1000	Williamsport, Pa.
* 9/23/78	at Wilkes	W	41-8	2000	Edwardsville, Pa.
* 9/22/79	WILKES	W	10-7	2001	Williamsport, Pa.
* 9/27/80	at Wilkes	W	40-0		Edwardsville, Pa.
* 9/26/81	WILKES	W	35-0	2500	Williamsport, Pa.
* 9/25/82	at Wilkes	W	22-10	1000	Edwardsville, Pa.
* 9/24/83	WILKES	W	59-0	2700	Williamsport, Pa.
* 9/22/84	WILKES	W	35-13	800	Williamsport, Pa.
* 9/28/85	WILKES	W	27-3	3000	Williamsport, Pa.
* 9/27/86	at Wilkes	W	14-7	1000	Edwardsville, Pa.
* 11/14/89	WILKES	W	14-10	2500	Williamsport, Pa.
* 11/12/88	at Wilkes	W	54-14	2500	Edwardsville, Pa.
* 11/11/89	WILKES	W	45-3	1,500	Williamsport, Pa.
* 11/10/90	at Wilkes	W	14-0	250	Edwardsville, Pa.
* 11/16/91	WILKES	W	34-0	2400	Williamsport, Pa.
* 11/14/1992	at Wilkes	W	33-0	1,500	Edwardsville, Pa.
* 10/30/93	at Wilkes	L	7-9	2,500	Edwardsville, Pa.
* 10/29/94	WILKES	L	20-26	1800	Williamsport, Pa.
* 11/11/95	at Wilkes	W	28-9	1400	Edwardsville, Pa.
* 11/16/96	WILKES	W	21-13	4600	Williamsport, Pa.
* 11/15/97	at Wilkes	W	26-12	750	Edwardsville, Pa.
* 11/14/98	WILKES	W	21-12	3250	Williamsport, Pa.
* 10/16/99	at Wilkes	W	20-15	3500	Edwardsville, Pa.
* 10/14/00	WILKES	W	21-6	3200	Williamsport, Pa.
* 10/27/01	at Wilkes	W	27-24	2400	Edwardsville, Pa.
* 11/2/02	WILKES	L	14-23	1432	Edwardsville, Pa.
* 9/20/03	at Wilkes	W	29-13	1800	Edwardsville, Pa.
* 9/18/04	WILKES	W	21-13	2837	Williamsport, Pa.
* 10/8/05	WILKES	L	14-17	2300	Williamsport, Pa.
* 10/7/2006	at #16 Wilkes	L	7-37	2500	Edwardsville, Pa.
* 10/13/2007	WILKES	W	19-17	3116	Williamsport, Pa.
* 10/18/2008	at Wilkes	L	13-27	946	Edwardsville, Pa.
* 10/31/2009	WILKES	L	13-17	1100	Williamsport, Pa.
* 10/30/2010	at Wilkes	L	14-31	950	Edwardsville, Pa.
* 10/15/2011	WILKES	W	40-7	2765	Williamsport, Pa.
* 10/27/2012	at Wilkes	W	38-7	800	Edwardsville, Pa.
* 9/14/2013	WILKES	W	34-18	1895	Williamsport, Pa.
* 9/27/2014	at Wilkes	W	27-14	1105	Edwardsville, Pa.
* 9/19/2015	WILKES	W	48-24	2467	Williamsport, Pa.
* 10/29/2016	at Wilkes	L	26-28	775	Edwardsville, Pa.

Conference: 37-14

Home: 20-9

Away: 19-9

#### vs Wyoming Seminary (1-1)

10/25/1947	at Wyoming Seminary	W	18-6		Kingston, Pa.
10/23/1948	WYOMING SEMINARY	L	6-13		Williamsport, Pa.

Home: 0-1

Away: 1-0



## Lycoming College All-Time vs. Opponents

(Since becoming Lycoming College in 1948)

Opponent.....	W-L
vs Albright.....	36-19-2
vs Allegheny.....	0-1
vs American International.....	1-0
vs Army J.V.....	0-1
vs Bloomsburg.....	1-3
vs Bridgeport.....	2-0
vs Bridgewater.....	1-2
vs Brockport.....	1-3
vs Bucknell Freshman.....	0-0-1
vs C.W. Post.....	1-1
vs Carnegie Mellon.....	1-0
vs Catholic.....	1-0
vs Delaware Valley.....	34-21-1
vs Dickinson.....	8-1
vs Drexel.....	0-5-1
vs East Texas Baptist.....	1-0
vs Edinboro.....	1-1
vs FDU-Florham.....	25-6
vs Ferrum.....	0-1
vs Franklin & Marshall.....	2-0
vs Frostburg St.....	1-0
vs Geneva.....	4-6
vs Gettysburg.....	0-1
vs Grove City.....	0-2
vs Hartwick.....	2-0
vs Hobart.....	0-1
vs Hofstra.....	1-2
vs Ithaca.....	2-4
vs Juniata.....	28-19-1
vs Kean.....	4-0
vs Keystone.....	1-0
vs King's.....	16-7-1
vs Lebanon Valley.....	26-6
vs Lincoln (Pa.).....	1-1
vs Lock Haven.....	10-5-1
vs Lock Haven J.V.....	0-0-1
vs Mansfield.....	1-1
vs Misericordia.....	5-0
vs Moravian.....	13-7
vs Mount Union.....	0-1
vs Muhlenberg.....	4-4
vs Quantico Marines.....	0-1
vs Randolph-Macon.....	1-1
vs Rowan.....	2-3
vs Scranton.....	0-1
vs St. Lawrence.....	1-0
vs Stevenson.....	4-2
vs Susquehanna.....	30-21-1
vs Thiel.....	0-1
vs Towson.....	0-1
vs Trinity (Texas).....	1-1
vs Upsala.....	14-13-1
vs Ursinus.....	1-1
vs Wagner.....	1-1
vs Washington & Jefferson.....	2-3
vs Washington (Md.).....	0-1
vs Waynesburg.....	1-3
vs Western Maryland.....	10-13
vs Western Maryland J.V.....	1-1
vs Westminster (Pa.).....	1-2
vs Widener.....	21-18
vs Wilkes.....	39-17
vs Wyoming Seminary.....	1-1



Defensive end Ryan Yapple was an Honorable Mention All-American honoree in 2007, garnering the honors from D3football.com.



Matt Atkinson picked up Second Team All-MAC honors in 2013 after posting 62 receptions for 800 yards during his senior campaign.



# David Person Field

## Lycoming's Home Field since 1962

As much a part of Williamsport's athletic history as any stadium in Lycoming County, David Person Field is set for its 54th season of football on the corner of Union Avenue and Packer Street.

During Lycoming's stay inside the friendly confines of Person Field, the team has won 12 conference football titles and hosted 14 NCAA playoff football games.

In 2012, Field Turf was installed as a playing surface, making the playing field a much more versatile surface and reconfirming David Person Field as one of the top Division III football complexes in the Northeast.

Lycoming College purchased eight acres of land from the Scottish Rite in 1958 for \$60,000 for use as the school's athletic complex. Officially opened in 1961 and used by the soccer and track and field teams, College Field became the home of the football team in 1962, giving the Warriors a permanent home.

The field takes its name from the Person family, who lives across the field on Lincoln Avenue. Their generosity to the College through the years was recognized in 1991 when the field was named Person Field. When their son and brother, David Person, lost his battle with cancer at the age of 38 in 1995, the family requested that the field be renamed in memory of him.

David Person was fond of a Thanksgiving Day family tradition when the Persons would gather on the football field for a lively game of touch football. On the west side of the visitors' stands, you can see a gate in the fence to which the Person family has its own key to carry on that tradition of family football games on Thanksgiving Day.

### Robert L. Shangraw Athletic Complex

The Shangraw Athletic Complex, completed in 1998, is named in honor of Robert L. Shangraw '58, former chairman of the Lycoming College Board of Trustees.

The 17,700-square-foot indoor portion of the complex contains locker facilities for football, men's and women's lacrosse, softball, and men's and women's soccer in addition to a fully-equipped athletic training room. The press box can accommodate numerous members of the print media, three radio stations and television coverage and houses two coaches' booths and a hospitality suite for guests of the president. The bleachers can accommodate 2,000 fans. In addition, the east wing of the complex is named after former head coach Frank Girardi, while the west wing is named after alumni Dale '67 and Dallas '69 Krapf and their company, Krapf's Coaches. Dale Krapf is a trustee of the College.

### Year-By-Year at Person Field

Year	W	L	T	Pct.	Year	W	L	T	Pct.
1962	1	3	0	.250	1989	5	1	0	.833
1963	1	3	0	.250	1990	6	0	0	1.000
1964	1	3	0	.250	1991	6	0	0	1.000
1965	3	1	0	.750	1992	3	1	1	.700
1966	2	2	0	.500	1993	4	1	0	.800
1967	1	3	0	.250	1994	2	3	0	.400
1968	1	3	0	.250	1995	5	0	0	1.000
1969	1	4	0	.200	1996	7	0	0	1.000
1970	1	3	0	.250	1997	7	0	0	1.000
1971	0	4	0	.000	1998	6	1	0	.857
1972	2	2	0	.500	1999	4	1	0	.800
1973	1	3	0	.250	2000	4	1	0	.800
1974	1	4	0	.200	2001	3	1	0	.750
1975	3	1	0	.750	2002	3	2	0	.600
1976	4	0	0	1.000	2003	6	2	0	.750
1977	4	1	0	.800	2004	2	2	0	.500
1978	4	0	0	1.000	2005	4	2	0	.667
1979	5	1	0	.833	2006	2	2	0	.500
1980	4	1	0	.800	2007	3	2	0	.600
1981	3	2	0	.600	2008	5	0	0	1.000
1982	5	0	0	1.000	2009	1	4	0	.200
1983	5	0	1	.917	2010	4	1	0	.800
1984	5	1	0	.833	2011	4	1	0	.800
1985	6	0	0	1.000	2012	3	2	0	.600
1986	3	1	0	.750	2013	5	0	0	1.000
1987	3	1	0	.750	2014	4	1	0	.800
1988	3	2	0	.600	2015	4	1	0	.800
					2016	2	3	0	.400
					1988	3	2	0	.600
					<b>Total</b>	<b>187</b>	<b>84</b>	<b>2</b>	<b>.689</b>

### Person Field Superlatives

- Undefeated seasons.....11 (1976, '78, '82, '85, '90, '91, '95, '96, '97, 2008, '13)
- Longest winning streak.....26 (11/12/1994-11/21/1998)
- Longest regular-season winning streak.....26 (11/12/1994-11/4/2000)
- First game.....vs. Randolph-Macon, W, 20-7, 9/29/1962
- 100th game ..... vs. Susquehanna, T, 3-3, 9/17/1983
- 50th win ..... vs. Wilkes, W, 59-0, 9/24/1983
- 100th win .....vs. King's (Pa.), W, 48-0, 9/16/1995
- 200th game ..... vs. Juniata, W, 55-24, 11/16/2002
- 150th win .....vs. Susquehanna, W, 17-10 (OT), 11/12/2005
- First overtime game ..... vs. FDU-Florham, L, 28-34, 10/12/2002
- First overtime win..... vs. East Texas Baptist, W, 13-7, 11/29/2003
- Most points scored (combined)..... vs. Delaware Valley, W, 43-42 (85), 11/7/2015
- Most points scored (Lycoming).....vs. Wilkes, W, 59-0, 9/24/1983
- Most points scored (opponent) .....vs. Ferrum, L, 24-49, 11/25/1989

### Largest Crowds at Person Field

Date	Opponent	Score	Attendance
11/7/1992	Susquehanna	W, 23-19	9,106
11/3/1990	Susquehanna	W, 23-6	6,500
10/23/1993	Lebanon Valley	W, 28-3	5,112
10/24/1992	Moravian	W, 27-7	5,000
12/6/1997	Rowan	W, 28-20	5,000
11/2/1996	Susquehanna	W, 27-14	4,600
11/16/1996	Wilkes	W, 21-13	4,600
9/29/2001	Widener	L, 0-35	4,354
10/21/2000	Albright	W, 39-3	4,348
9/25/1999	King's (Pa.)	W, 41-0	4,325



## Dickinson Seminary & Junior College Through the Years

(Since program was founded in 1895)

Year	Overall				Home				Away				Neutral				Coach		
	W	L	T	Pct.	PF	PA	W	L	T	Pct.	W	L	T	Pct.	W	L		T	Pct.
<b>Dickinson Seminary (1895-1933)</b>																			
1895	1	2	0	0.333	26	46													-
1896	0	1	2	0.333	4	20													-
1897	2	2	1	0.500	30	41													-
1898	0	4	0	0.000	11	63													-
1899	3	1	1	0.700	65	52													Forrest Craver
1900	5	3	1	0.611	125	49													T. Marshall West
1901	7	1	0	0.875	151	31	4	0	0	1.000	3	1	0	0.750	-	-	-	-	T. Marshall West
1902	6	2	0	0.750	201	40	5	1	0	0.833	1	1	0	0.500	-	-	-	-	T. Marshall West
1903	5	5	0	0.500	90	178	5	2	0	0.714	0	3	0	0.000	-	-	-	-	T. Marshall West
1904	4	4	0	0.500	117	83	4	3	0	0.571	0	1	0	0.000	-	-	-	-	Unknown
1905	6	3	0	0.667	156	37													Unknown
1906	6	2	1	0.722	229	31													E.J. Hickox
1907	4	2	1	0.643	120	45													A.W. Comfort
1908	5	3	0	0.625	209	62													Arthur Montrose Contrell
1909	5	1	1	0.786	231	47	4	0	0	1.000	1	1	1	10.500	-	-	-	-	Palmer Lloyd Cordray
1910	4	2	0	0.667	97	18													Palmer Lloyd Cordray
1911	4	3	0	0.571	120	32													Palmer Lloyd Cordray
1912	4	2	1	0.643	98	39	3	2	0	0.600	1	0	0	10.750	-	-	-	-	Palmer Lloyd Cordray
1913	3	4	0	0.429	80	130													Jackson M. Painter
1914	3	5	0	0.375	62	202													Harvey Finley
1915	1	4	2	0.286	6	85	1	2	2	0.400	0	2	0	0.000	-	-	-	-	W. Elbridge Brown/ Howard Robbins
1916	4	3	0	0.571	50	82	3	1	0	0.750	1	2	0	0.333	-	-	-	-	H.B. Williams
1917	5	2	0	0.714	161	53	4	1	0	0.800	1	1	0	0.500	-	-	-	-	Dan Davold Kline
1918	3	0	0	1.000	51	0													Dan Davold Kline
1919	1	2	1	0.375	13	83	1	0	1	0.750	0	2	0	0.000	-	-	-	-	Dan Davold Kline
1920	3	5	0	0.375	61	182	3	1	0	0.750	0	4	0	0.000	-	-	-	-	John G. Glenn
1921	4	3	0	0.571	109	41	3	1	0	0.750	1	2	0	0.333	-	-	-	-	Donald R. Miller
1922	1	4	0	0.200	19	122	1	1	0	0.500	0	3	0	0.000	-	-	-	-	Donald R. Miller
1923	5	1	0	0.833	101	43	3	0	0	1.000	2	1	0	0.667	-	-	-	-	M. Ross "Cardy" Swartz
1924	6	1	0	0.857	98	26	2	1	0	0.667	4	0	0	1.000	-	-	-	-	M. Ross "Cardy" Swartz
1925	4	3	1	0.563	61	73	3	1	1	0.700	1	2	0	0.333	-	-	-	-	M. Ross "Cardy" Swartz
1926	4	2	2	0.625	205	64	4	0	1	0.900	1	2	0	0.333	-	-	-	-	M. Ross "Cardy" Swartz
1927	2	4	0	0.333	38	96	0	2	0	0.000	2	2	0	0.500	-	-	-	-	M. Ross "Cardy" Swartz
1928	4	1	0	0.800	65	32	2	0	0	1.000	2	1	0	0.667	-	-	-	-	M. Ross "Cardy" Swartz
1929	4	4	0	0.500	147	94	2	3	0	0.400	2	1	0	0.667	-	-	-	-	M. Ross "Cardy" Swartz
1930	6	3	1	0.650	126	73	2	1	1	0.625	4	2	0	0.667	1	0	0	1.000	Bob Heisel
1931	8	1	1	0.850	184	27	5	0	1	0.917	3	1	0	0.750	-	-	-	-	Bob Heisel
1932	2	5	0	0.286	33	66	2	2	0	0.500	0	3	0	0.000	-	-	-	-	Earl Z. McKay
1933	5	1	1	0.786	147	19	4	0	0	1.000	1	1	0	0.500	-	-	-	-	Earl Z. McKay
<b>Total</b>	<b>149</b>	<b>101</b>	<b>18</b>	<b>0.590</b>	<b>3897</b>	<b>2507</b>	-	-	-	-	-	-	-	-	-	-	-	-	

### Leaders



**"Cardy" Swartz**  
1923-29  
29-16-3



**Earl Z. McKay**  
1932-41  
24-32



**T. Marshall West**  
1900-03  
23-11-1

**Palmer Lloyd Cordray**  
1909-12  
17-8-2



**Bob Heisel**  
1930-31  
14-4-2

<b>Dickinson Seminary &amp; Junior College (1934-47)</b>																			
1934	1	5	1	0.214	40	92	1	1	1	0.500	0	4	0	0.000	-	-	-	-	Earl Z. McKay
1935	0	7	1	0.063	6	171	0	2	0	0.000	0	5	1	0.083	-	-	-	-	Earl Z. McKay
1936	4	1	0	0.800	113	13	4	0	0	1.000	0	1	0	0.000	-	-	-	-	Earl Z. McKay
1937	5	1	0	0.833	91	52	3	1	0	0.750	2	0	0	1.000	-	-	-	-	Earl Z. McKay
1938	4	2	1	0.643	126	53	2	1	0	0.667	2	1	1	10.625	-	-	-	-	Earl Z. McKay
1939	1	5	1	0.214	38	80	0	3	0	0.000	1	2	1	10.375	-	-	-	-	Earl Z. McKay
1940	0	1	3	0.375	14	27	0	1	2	0.333	0	0	1	10.500	-	-	-	-	Earl Z. McKay
1941	2	4	0	0.333	26	92	1	2	0	0.333	1	2	0	0.333	-	-	-	-	Earl Z. McKay
1942-45	-	-	-	-	-	-	-	-	-	-	-	-	-	-	-	-	-	-	Did Not Play
1946	3	3	0	0.500	99	100	3	1	0	0.750	0	2	0	0.000	-	-	-	-	T. Sherman Stanford
1947	3	2	3	0.563	124	136	1	0	3	0.625	2	2	0	0.500	-	-	-	-	T. Sherman Stanford
<b>Total</b>	<b>23</b>	<b>31</b>	<b>10</b>	<b>0.438</b>	<b>677</b>	<b>816</b>	<b>15</b>	<b>12</b>	<b>6</b>	<b>0.545</b>	<b>8</b>	<b>19</b>	<b>4</b>	<b>0.323</b>	-	-	-	-	



# Dickinson Seminary Results

Founded in 1812, Lycoming College began as a preparatory school, one of the first in Lycoming County. It was originally known as the Williamsport Academy. In 1847, the academy was purchased by the United Methodist Church and became the Williamsport Dickinson Seminary. The Seminary served for the next 62 years as a preparatory school, similar to a modern high school. As football became more popular throughout the country, so, too, did it at the Seminary and in 1895, the football team suited up for the first time. The football program transitioned through the Seminary's history, becoming a junior college football program in 1934 and played as a junior college for 14 seasons before the college became a four-year school and changed its name to Lycoming College in 1947.

Below are the results of the football teams from the period of time when the school was known as Dickinson Seminary and Dickinson Seminary & Junior College.

## Dickinson Seminary

### 1895

#### 1-2 Overall

Coach: None

Williamsport H.S.	L, 6-22
Williamsport H.S.	L, 6-24
Pott's College	W, 14-0

### 1896

#### 0-1-2 Overall

Coach: None

Williamsport H.S.	L, 4-20
Williamsport YMCA	T, 0-0
Pott's College	T, 0-0

### 1897

#### 2-2-1 Overall

Coach: None

Newberry	T, 0-0
Burlingame	W, 6-4
Williamsport YMCA	L, 0-30
Burlingame	W, 18-0
Williamsport H.S.	L, 6-11

### 1898

#### 0-4 Overall

Coach: None

Burlingame	L, 0-10
Williamsport YMCA	L, 6-12
Williamsport H.S.	L, 5-11
Williamsport YMCA	L, 0-30

### 1899

#### 3-1-1 Overall

Coach: Forrest Craver

Muncy H.S.	W, 27-0
Williamsport Wheel Club	L, 0-52
Milton H.S.	W, 17-0
Pott's College	T, 0-0
Williamsport H.S.	W, 11-0

### 1900

#### 5-3-1 Overall

Coach: T. Marshall West

Bellefonte Academy	T, 0-0
Central Penn College	W, 26-0
Wyoming Seminary	L, 0-11
Susquehanna	L, 6-15
Central Penn College	W, 22-2
Bellefonte Academy	W, 13-0
Williamsport H.S.	W, 16-5
Wyoming Seminary	L, 0-16
Milton H.S.	W, 42-0

### 1901

#### 7-1 Overall

Coach: T. Marshall West

9/28/1901	Laurelton Athletic Club	W, 17-0
10/9/1901	Bellefonte Academy	W, 26-0
10/12/1901	at Central Penn College	W, 26-0
10/19/1901	at Laurelton Athletic Club	W, 11-0
10/26/1901	at Mansfield Normal	L, 0-21
11/2/1901	Central Penn College	W, 50-0
11/9/1901	at Bellefonte Academy	W, 15-5
11/23/1901	Mansfield Normal	W, 6-5

### 1902

#### 6-2 Overall

Coach: T. Marshall West

9/20/1902	at Penn State	L, 0-28
9/27/1902	Lewisburg Athletic Club	W, 26-0
10/7/1902	Lock Haven Normal	W, 23-0
10/11/1902	at Mansfield Normal	W, 12-0
10/25/1902	Bloomsburg Normal	L, 11-12
11/1/1902	Mansfield Normal	W, 65-0
11/15/1902	Berwick Athletic Club	W, 29-0
11/22/1902	Wyoming Seminary	W, 35-0

### 1903

#### 5-5 Overall

Coach: T. Marshall West

9/19/1903	at Penn State	L, 0-60
9/26/1903	Treverton Athletic Club	W, 22-0
10/3/1903	Susquehanna	L, 0-5
10/10/1903	Berwick	W, 5-0
10/24/1903	at Bloomsburg Normal	L, 0-55
10/31/1903	Mansfield Normal	W, 17-0
11/7/1903	at Wyoming Seminary	L, 0-25
11/14/1903	Watsontown H.S.	W, 35-0
11/21/1903	Lock Haven Normal	W, 6-5
11/28/1903	Carlisle Indian Reserves	L, 5-28

### 1904

#### 4-4 Overall

Coach: Unknown

9/24/1904	Milton H.S.	W, 14-0
10/1/1904	Jersey Shore H.S.	W, 56-0
10/8/1904	Lock Haven Normal	W, 12-0
10/15/1904	at Susquehanna	L, 0-12
10/22/1904	Bloomsburg Normal	L, 0-32
10/29/1904	Carlisle Indian Reserves	L, 0-21
11/5/1904	Wyoming Seminary	L, 5-18
11/12/1904	Watsontown H.S.	W, 30-0

### 1905

#### 6-3 Overall

Coach: Unknown

Milton H.S.	W, 23-0
Jersey Shore A.C.	W, 6-0
Lock Haven Normal	W, 28-0
Bloomsburg Normal	L, 5-10
Bucknell Academy	W, 38-0
Shickshinny H.S.	W, 35-0
Wyoming Seminary	L, 6-15
Carlisle Indian Reserves	L, 0-12
Lock Haven Normal	W, 15-0

### 1906

#### 6-2-1 Overall

Coach: Edward Junge Hickox

Milton H.S.	W, 20-2
Lock Haven Normal	W, 11-0
Jersey Shore H.S.	W, 40-0
Bellefonte Academy	W, 27-0
Mansfield Normal	L, 5-11
Bucknell Freshmen	W, 21-0
Wyoming Seminary	T, 5-5
Carlisle Indian Reserves	L, 9-13
Watsontown H.S.	W, 91-0

### 1907

#### 4-2-1 Overall

Coach: A.W. Comfort

Montgomery H.S.	W, 25-0
Bloomsburg Normal	W, 11-0
Bellefonte Academy	T, 6-6
Lock Haven Normal	L, 0-16
Wyoming Seminary	L, 10-23
Susquehanna	W, 11-0
Montgomery H.S.	W, 57-0

### 1908

#### 5-3 Overall

Coach: Arthur Montrose Contrell

Milton H.S.	W, 90-0
Bucknell Academy	W, 69-0
Bloomsburg Normal	W, 6-0
Susquehanna	W, 15-0
Bellefonte Academy	L, 0-18
Lock Haven Normal	L, 0-11
Wyoming Seminary	L, 12-33
Cook Academy	W, 17-0

### 1909

#### 5-1-1 Overall

Coach: Palmer Lloyd Cordray

10/2/1909	Milton H.S.	W, 88-0
10/9/1909	Northumberland Crescents	W, 31-0
10/16/1909	Bloomsburg Normal	W, 65-3
10/23/1909	at Bellefonte Academy	T, 0-0
10/30/1909	Lock Haven Normal	W, 18-11
11/6/1909	at Wyoming Seminary	L, 12-33
11/13/1909	at Cook Academy	W, 17-0

### 1910

#### 4-2 Overall

Coach: Palmer Lloyd Cordray

Bellefonte Academy	L, 3-6
Lock Haven Normal	W, 6-0
Bloomsburg Normal	L, 0-6
Wyoming Seminary	W, 12-6
Cook Academy	W, 48-0
Lewisburg H.S.	W, 28-0

### 1911

#### 4-3 Overall

Coach: Palmer Lloyd Cordray

Milton Athletic Club	W, 23-5	
Bloomsburg Normal	W, 12-0	
Bellefonte Academy	L, 5-0	
Altoona Railroad School	W, 17-0	
Cook Academy	W, 28-0	
11/4/1911	at Wyoming Seminary	L, 6-15
11/11/1911	Bucknell Academy	W, 29-0
11/18/1911	Lock Haven Normal	L, 0-12

### 1912

#### 4-2-1 Overall

Coach: Palmer Lloyd Cordray

9/28/1912	Milton Athletic Club	W, 27-0
10/5/1912	Mt. Carmel High School	W, 20-0
10/12/1912	at Bloomsburg Normal	T, 0-0
10/19/1912	Bellefonte Academy	L, 3-26
11/2/1912	Wyoming Seminary	L, 3-13
11/9/1912	Bucknell Academy	W, 32-0
11/16/1912	at Lock Haven Normal	W, 13-0



# Dickinson Seminary Results

## 1913

### 3-4 Overall

**Coach: Jackson M. Painter**

Montgomery	L, 7-9
Bloomsburg Normal	L, 13-21
Mt. Carmel	W, 26-0
Jersey Shore	W, 19-7
Bellefonte Academy	L, 0-33
Montgomery	W, 15-0
Wyoming Seminary	L, 0-60

## 1914

### 3-5 Overall

**Coach: Harvey Finley**

Bloomsburg Normal	L, 0-40
Susquehanna	L, 3-68
Renovo High School	W, 33-7
Jersey Shore	L, 0-6
Lock Haven Normal	W, 7-6
Montgomery	L, 0-20
Wyoming Seminary	L, 0-55
Montgomery	W, 19-0

## 1915

### 1-4-2 Overall

**Coach: W. Elbridge Brown/Howard Robbins**

9/25/1915	Montgomery High School	T, 0-0
10/2/1915	Mt. Carmel H.S.	T, 0-0
10/9/1915	at Lock Haven Normal	L, 0-6
10/16/1915	Bloomsburg Normal	L, 0-31
10/23/1915	Lock Haven H.S.	L, forfeit
11/6/1915	at Wyoming Seminary	L, 0-48
	Jersey Shore	W, 6-0

## 1916

### 4-3 Overall

**Coach: H.B. Williams**

10/12/1916	Jersey Shore Ex-High	W, 6-0
10/21/1916	Lewisburg H.S.	W, 19-0
10/28/1916	Wyoming Seminary	L, 0-47
11/4/1916	at Bloomsburg Normal	L, 0-19
11/11/1916	at Lewisburg H.S.	L, 6-7
11/18/1916	at Mt. Carmel H.S.	W, 13-6
11/25/1916	Montgomery H.S.	W, 6-3

## 1917

### 5-2 Overall

**Coach: Dan Davold Kline**

9/29/1917	Montgomery H.S.	W, 6-0
10/6/1917	Jersey Shore H.S.	W, 49-0
10/13/1917	Lewisburg H.S.	W, 27-0
10/27/1917	at Wyoming Seminary	L, 0-34
11/3/1917	Susquehanna Reserves	W, 7-6
11/10/1917	Bloomsburg Normal	L, 0-7
11/17/1917	at Lock Haven Normal	W, 20-6
11/24/1917	Lock Haven Normal	W, 52-0

## 1918

### 3-0 Overall

**Coach: Dan Davold Kline**

at	Sunbury H.S.	W, 12-0
	Sunbury H.S.	W, 13-0
	Bellefonte Academy	W, 26-0

## 1919

### 1-2-1 Overall

**Coach: Dan Davold Kline**

10/4/1919	Montgomery H.S.	T, 6-6
10/25/1919	at Lewisburg H.S.	L, 0-27
11/8/1919	Lewisburg H.S.	W, 7-6
11/22/1919	at Bellefonte Academy	L, 0-40

## 1920

### 3-5 Overall

**Coach: John G. Glenn**

10/2/1920	at Bucknell Reserves	L, 0-46
10/9/1920	at Montgomery H.S.	L, 0-34
10/16/1920	Sunbury H.S.	W, 14-0
10/23/1920	at Bloomsburg Normal	L, 0-7
10/30/1920	Bloomsburg H.S.	W, 27-0
11/13/1920	Susquehanna Reserves	W, 13-0
11/20/1920	Bellefonte Academy	L, 7-47
11/25/1920	at Wyoming Seminary	L, 0-48

## 1921

### 4-3 Overall

**Coach: Donald R. Miller**

10/1/1921	at Lock Haven H.S.	L, 0-14
10/8/1921	at Jersey Shore H.S.	L, 0-6
	Bloomsburg Normal	W, 20-0
10/22/1921	Altoona Apprentice	W, 34-0
10/29/1921	Wyoming Seminary	L, 0-21
11/5/1921	Susquehanna Reserves	W, 49-0
11/11/1921	at Sunbury H.S.	W, 6-0

## 1922

### 1-4 Overall

**Coach: Donald R. Miller**

9/30/1922	Altoona Apprentice	W, 13-0
10/7/1922	at Bloomsburg Normal	L, 0-16
10/21/1922	at Mansfield Normal	L, 0-21
11/4/1922	Bellwood YMCA	L, 6-14
11/18/1922	at Wyoming Seminary	L, 0-71

## 1923

### 5-1 Overall

**Coach: M. Ross "Cardy" Swartz**

9/29/1923	at Lock Haven H.S.	L, 0-18
10/13/1923	Bloomsburg Normal	W, 14-9
10/20/1923	at Bellwood YMCA	W, 13-9
11/3/1923	Mansfield Normal	W, 13-7
11/10/1923	at Mt. Carmel High School	W, 19-0
11/25/1923	Altoona Apprentice	W, 42-0

## 1924

### 6-1 Overall

**Coach: M. Ross "Cardy" Swartz**

9/27/1924	Keystone Academy	W, 13-7
10/4/1924	at Harrisburg Tech.	W, 14-0
10/11/1924	at Mansfield Normal	W, 31-0
10/18/1924	Cornell Freshmen	W, 14-0
10/25/1924	at West Chester Normal	W, 7-0
11/1/1924	at Susquehanna Reserves	W, 19-0
11/8/1924	Wyoming Seminary	L, 0-19

## 1925

### 4-3-1 Overall

**Coach: M. Ross "Cardy" Swartz**

9/26/1925	Altoona Apprentice	L, 0-2
10/3/1925	at Mercersburg Academy	L, 0-42
10/10/1925	Dickinson Reserves	T, 0-0
10/17/1925	at Cornell Freshmen	L, 0-23
10/24/1925	Mansfield Normal	W, 32-6
10/31/1925	at Keystone Academy	W, 9-0
11/14/1925	Wyoming Seminary	W, 7-0
11/26/1925	Perkiomen Seminary	W, 13-0

## 1926

### 4-2-2 Overall

**Coach: M. Ross "Cardy" Swartz**

10/2/1926	Franklin & Marshall Freshmen	W, 15-0
10/9/1926	Bucknell Freshmen	T, 7-7
10/16/1926	at Cornell Freshmen	T, 0-0
10/23/1926	at Mansfield Normal	L, 13-21
10/30/1926	at Wyoming Seminary	L, 0-26
11/6/1926	Bloomsburg Normal	W, 14-10
11/11/1926	Lock Haven Normal	W, 106-0
11/20/1926	Keystone Academy	W, 50-0

## 1927

### 2-4 Overall

**Coach: M. Ross "Cardy" Swartz**

10/8/1927	at Penn State Freshmen	L, 0-38
10/15/1927	at Cornell Freshmen	W, 13-0
10/22/1927	Bucknell Freshmen	L, 0-38
10/28/1927	at Keystone Academy	W, 12-0
11/11/1927	Schuylkill J.V.	L, 7-13
11/19/1927	at Bloomsburg Normal	L, 6-7

## 1928

### 4-1 Overall

**Coach: M. Ross "Cardy" Swartz**

10/7/1928	at Steelton H.S.	L, 0-19
10/21/1928	Susquehanna J.V.	W, 21-0
10/28/1928	at Susquehanna J.V.	W, 19-0
11/6/1928	Lock Haven Teachers	W, 12-6
11/13/1928	at Cornell Freshmen	W, 13-7

## 1929

### 4-4 Overall

**Coach: M. Ross "Cardy" Swartz**

9/28/1929	at Steelton H.S.	W, 13-7
10/5/1929	at Lock Haven Teachers	W, 13-0
10/12/1929	Dickinson Freshmen	L, 0-19
10/19/1929	at Manlius Military	L, 0-9
10/26/1929	Mansfield Teachers	L, 26-32
11/11/1929	Bucknell Freshmen	W, 12-7
11/16/1929	Keystone Academy	L, 6-20
11/23/1929	Susquehanna J.V.	W, 77-0

## 1930

### 6-3-1 Overall

**Coach: Bob Heisel**

9/27/1930	at Steelton H.S.	W, 12-7
10/4/1930	Franklin & Marshall Freshmen	W, 37-0
10/11/1930	at Keystone Academy	L, 6-14
10/18/1930	at Cornell Freshmen	L, 0-20
10/25/1930	at Mansfield Teachers	W, 32-6
11/1/1930	Wyoming Seminary	T, 0-0
11/11/1930	Bucknell Freshmen	L, 6-26
11/22/1930	at Lock Haven Teachers	W, 2-0
11/26/1930	vs. Bellefonte Academy^	W, 19-0
12/13/1930	at Williamsport H.S. Alumni	W, 12-0
	^ at Jersey Shore H.S.	

## 1931

### 8-1-1 Overall

**Coach: Bob Heisel**

**State Prep Champions**

9/19/1931	at Mt. Carmel H.S.	W, 7-0
9/26/1931	at West Liberty State Teachers	L, 0-7
10/3/1931	Albright Freshmen	W, 46-0
10/10/1931	Keystone Academy	W, 7-0
10/17/1931	at Penn State Freshmen	W, 19-7
10/24/1931	Mansfield Teachers	W, 50-0
10/31/1931	at Dickinson Freshmen	W, 35-6
11/7/1931	Bucknell Freshmen	W, 6-0
11/21/1931	Lock Haven Teachers	T, 0-0
11/28/1931	Bellefonte Academy	W, 14-7



# Dickinson Seminary Results

## 1932

### 2-5 Overall

**Coach: Earl Z. McKay**

10/1/1932	Cook Academy	L, 0-6
10/8/1932	at Mansfield Teachers	L, 0-2
10/15/1932	Syracuse Freshmen	L, 0-19
10/29/1932	Dickinson Freshmen	W, 14-0
11/5/1932	at Gettysburg Academy	L, 7-18
11/19/1932	Bellefonte Academy	W, 12-0
11/24/1932	at West Point	L, 0-21

## 1933

### 5-1-1 Overall

**Coach: Earl Z. McKay**

10/14/1933	Mansfield Teachers	T, 0-0
10/21/1933	Susquehanna Reserves	W, 59-0
10/28/1933	York College Inst.	W, 6-0
11/5/1933	Gettysburg Academy	W, 50-0
11/8/1933	at Army Plebes	L, 6-13
11/12/1933	at Cornell Freshmen	W, 7-6
11/19/1933	Dickinson Freshmen	W, 19-0

## Dickinson Seminary & Junior College

Although Dickinson Seminary opened the Junior College in 1929, the football team continued to play with only Seminary players for the next four years. In 1934, the team welcomed junior college players for the first time.

## 1934

### 1-5-1 Overall

**Coach: Earl Z. McKay**

10/6/1934	Hobart Freshmen	T, 6-6
10/12/1934	at Syracuse Freshmen	L, 0-20
10/20/1934	at Penn State Freshmen	L, 0-13
10/27/1934	Scranton-Keystone J.C.	W, 13-0
11/3/1934	at Mansfield Teachers	L, 7-14
11/7/1934	at Army Plebes	L, 0-13
11/17/1934	Catholic Freshmen	L, 14-26

## 1935

### 0-7-1 Overall

**Coach: Earl Z. McKay**

10/5/1935	Susquehanna J.V.	L, 0-7
10/12/1935	Western Maryland Freshmen	L, 0-13
10/19/1935	at Colgate	L, 0-18
10/26/1935	at Syracuse Freshmen	L, 0-37
10/30/1935	at Army Plebes	L, 0-13
11/9/1935	at Cornell Freshmen	L, 0-59
11/16/1935	at Dickinson Freshmen	L, 0-18
11/23/1935	at Scranton-Keystone J.C.	T, 6-6

## 1936

### 4-1 Overall

**Coach: Earl Z. McKay**

#### Eastern Junior College Champions

10/5/1936	York Collegiate Institute	W, 21-0
10/12/1936	Cook Academy	W, 57-7
10/19/1936	Dickinson Freshmen	W, 15-0
10/25/1936	Western Maryland Freshmen	W, 20-0
11/5/1936	at Army Plebes	L, 0-6

## 1937

### 5-1 Overall

**Coach: Earl Z. McKay**

10/9/1937	Villanova Freshmen	L, 0-27
10/16/1937	Dickinson Freshmen	W, 38-6
10/21/1937	at Army Plebes	W, 6-0
10/31/1937	Wyoming Seminary	W, 14-6
11/13/1937	at Western Maryland Freshmen	W, 20-13
11/24/1937	Western Maryland Freshmen	W, 13-0

## 1938

### 4-2-1 Overall

**Coach: Earl Z. McKay**

10/1/1938	Mansfield Teachers	L, 0-7
10/15/1938	Bloomsburg J.V.	W, 56-0
10/22/1938	at Colgate Freshmen	L, 12-39
10/29/1938	at George Washington Freshman	W, 31-0
11/5/1938	at Wyoming Seminary	T, 0-0
11/12/1938	Dickinson Freshmen	W, 14-7
11/19/1938	at Western Maryland	W, 13-0

## 1939

### 1-5-1 Overall

**Coach: Earl Z. McKay**

9/30/1939	at Mansfield Teachers	L, 0-12
10/7/1939	at George Washington Freshmen	L, 0-28
10/14/1939	Western Maryland Freshmen	L, 6-14
10/28/1939	at Wyoming Seminary	T, 0-0
11/4/1939	Cornell J.V.	L, 0-12
11/11/1939	Colgate Freshmen	L, 13-14
11/18/1939	at Dickinson Freshmen	W, 19-0

## 1940

### 0-1-3 Overall

**Coach: Earl Z. McKay**

10/5/1940	George Washington Freshmen	L, 0-13
10/12/1940	at Maryland Freshmen	T, 7-7
10/19/1940	Scranton-Keystone J.C.	T, 7-7
10/26/1940	Wyoming Seminary	T, 0-0

## 1941

### 2-4 Overall

**Coach: Earl Z. McKay**

10/11/1941	George Washington Freshmen	W, 19-9
10/18/1941	at Keystone Academy	W, 7-2
10/25/1941	at Wyoming Seminary	L, 0-6
11/1/1941	Western Maryland Freshmen	L, 0-8
11/7/1941	at Cornell J.V.	L, 0-39
11/15/1941	Bucknell Freshmen	L, 0-28

## 1942-45

No football due to World War II

## 1946

### 3-3 Overall

**Coach: Sherm Stanford**

10/18/1946	Juniata Freshmen	W, 6-0
10/26/1946	at Mansfield Teachers	L, 6-33
11/1/1946	at Lock Haven Teachers	L, 20-40
11/8/1946	Western Maryland Freshmen	W, 30-0
11/16/1946	Bucknell Freshmen	L, 7-20
11/23/1946	Keystone J.C.	W, 20-7

In 1947, the school announced that it was going to transition to a four-year school and renamed itself Lycoming College. The football team completed its last year as a junior college and first as Lycoming College that year.