

12-time MAC Coach of the Year Frank Girardi

2014 LYCOMING COLLEGE FOOTBALL RECORD BOOK

Lycoming 200	2-11	Individual Single-Season Records	70-78
MAC Century Team	12-14	Individual Single-Game Records	79-82
Conference Champions	15-19	Team Single-Season Records	83-86
All-Americans by Organization	20-21	Game-by-Game Results	87-99
All-Americans by Year	22	All-Time Postseason Results	100-102
Awards & Honors	23-27	NCAA Tournament Single-Game Records	103-104
Middle Atlantic Conference Awards & Honors	28-33	vs. Nationally-Ranked Opponents	105
All-Time Participants	34-45	Old Hat Trophy Game	106
Year-by-Year Records	46	Family Weekend	107
Coaching Records	47	Homecoming	108
Year-by-Year Statistics	48-53	Game-by-Game vs. Opponents	109-114
Year-by-Year Leaders	54-57	All-Time Records vs. Opponents	115
Individual Conference Leaders	58	David Person Field	116
Team Conference Leaders	59	Dickinson Seminary Year-by-Year	117
National Leaders	60	Dickinson Seminary Game-by-Game Results	118-120
Career Records	61-69		

DURING THE 2011-12 ACADEMIC YEAR, THE LYCOMING COLLEGE ATHLETIC DEPARTMENT RELEASES A SERIES OF 200 KEY MOMENTS IN THE ATHLETIC PROGRAM'S HISTORY IN CONJUNCTION WITH THE SCHOOL'S BICENTENNIAL. BELOW ARE THE MOMENTS THAT HAVE TO DO WITH FOOTBALL FROM THE LIST.

2. REV. EDWARD J. GRAY, MAY 1893

Prep school and college athletics were both in a precarious spot at the end of the 19th century. Football was so violent a sport that in 20 years, President Theodore Roosevelt felt the need to step in and he helped oversee the creation of uniform rules for the sport, helping pave the way for the NCAA. Knowing those dangers, it may have been easy for the Seminary to not support its athletics teams, which in the 1890s included both baseball and football. Both sports were run by the student-athletes, with student-managers offering much of the actual coaching. Still, it was hard not to see the benefit of interscholastic athletics, as the games created excitement throughout the school. By 1893, Rev. Edward J. Gray was in his 19th of 31 years as president of the Seminary. With the excitement of a newly-founded athletic association, Gray sought out land for the purpose of an athletic field. In 1902, near the end of Gray's tenure, he secured funding for a 1,000-seat grandstand at the football field, which is now the campus quad.

3. COACH FORREST CRAVER, 1899

Like many schools that began athletic programs around the turn of the century, the sports at Dickinson Seminary were coached by the students themselves. This, of course, led to inevitable problems. In fact, that first baseball team in 1890 had critics that believed the team could have been more successful if the "student-managers had chosen team members by talent rather than personal friendships," according to Holmes' history of the athletic department. By 1899, Forrest Craver, who taught Ancient Languages at the Seminary, was ready to help change that culture. Craver organized practices and scheduled games against teams outside of Williamsport. While he coached for just one year before yielding to Professor T. Marshal West, the head of the Latin and Rhetoric department, Craver's influence on the football team was immediately felt, as he guided the team to a 3-1-1 record.

4. WIN OVER MANSFIELD, OCT. 12, 1902

By 1902, the Seminary football team was well-established, having entered its seventh year of play. In 1901, the team finished 7-1, but the 1902 team, which went on to finish 6-2 overall, was the first to make heads turn around the state. On a mid-autumn Saturday, the Seminary travelled into the mountains and came away with the first victory for any team at Mansfield State Normal School in six years. After making a goal-line stand on the opening drive, the defense held its ground for the rest of the first half. After a second-half opening kickoff return by George Grove to midfield, the team kept rolling down the field. Finally, William Evans broke through the Mansfield line and he rushed 15 yards to the goal-line before the ball was stripped. However, Bobby Rich fell on the ball for the touchdown. A later score by Robert Stine sealed the 12-0 victory. Later in the year, when Mansfield made a trip to Williamsport, the Seminary easily handled the team, with Rich scoring four times by himself.

5. ROBERT (BOBBY) RICH, 1902

Although Robert Rich left for Mercersburg Academy in 1901, it was his return in 1902 that made the football team one of the greatest in the school's early years. Rich, a 5-11, 167-pound back from Woolrich, Pa., Rich helped the team to a 5-3-1 mark in 1900 as a fullback before leaving for Mercersburg in 1901. Coming back to the Seminary in 1902, Rich moved to halfback and immediately left his mark as one of the best players in the school's early history. He was the hero of the Mansfield game, and he finished the season as the team's top rusher with 10 touchdowns. After graduating from the school at the age of 20 in the spring, his affiliation with the school was far from over. His father, Michael Bond Rich, owned the Woolrich Woolen Mills and became a large benefactor of the school, eventually serving as the President of the Board of Trustees. Robert Rich, when his father passed in 1931, took over the position and served in that role through the school's transition into Lycoming College. Rich, who went on to serve in the U.S. House of Representatives, still has an influence seen today at Lycoming, through Rich Hall. Rich is also not the only Board of Trustee member to have gone from the athletic field to the board, as the past chairmen of the board, Art Haberberger, played on the first varsity men's soccer team at Lycoming College.

8. CLYDE BASTIAN, 1911

As a preparatory school, Dickinson Seminary's main goal for its students was to get them into a four-year college. With a football program that enjoyed 14 straight winning seasons from 1899-1913, the team was full of players that moved on to storied collegiate programs. Jack Minds and Jim Reese left for the University of Pennsylvania teams in the 1890s, as did Ed and Charley Young for Cornell. Clyde Bastian was a bit of a surprise when he moved into Seminary's backfield for his senior year in 1911. The bruising back was the key cog in a 4-3 season for the Seminary, while his work on the defensive line helped keep opponents on their heels. At the end of the season, he headed out to Ann Arbor, where he joined the University of Michigan football team, earning letters in 1914-15, as the Sheffield, Pa., native was coached by the legendary Fielding Yost.

9. ALEXANDER BROWN MACKIE, 1913-14

Another prominent alumnus of the football program from those early years was Alexander Brown Mackie. Although he played for just one season at the Seminary in football and basketball in 1913-14, Mackie played football at Ohio Wesleyan University and went on to become the most successful football coach in the history of Kansas Wesleyan University. From 1921-37, he helped the team to a 72-40-14 record and five conference titles. Following his career as head coach of the Coyotes, Mackie opened the Brown Mackie College with Perry E. Brown. The college has 27 centers throughout the country and an enrollment of more than 10,000 students.

12. MONROE HESS, 1916-18

An important part of the offensive line from 1916-18, Monroe Hess was one of the best players in the Seminary era. As a sophomore, he stepped onto the team and immediately entered the lineup. By the next fall, he became one of the first two-year captains in school history, leading the team to a 6-3 mark as a junior. A left tackle, Hess was listed by the Dickinson Union as someone who "possessed the rare combination to win the game with love and respect for the other team...Hessie" played and fought hard in all the games." He also played baseball as a sophomore.

14. DR. JOHN W. LONG, 1921-55

During the 34 years that Dr. John W. Long served as president of Dickinson Seminary, Dickinson Junior College and Lycoming College, he guided the school through an immeasurable amount of changes. A baseball player that turned down a pro contract at the end of his time at Dickinson College to focus on work within the church, Long was a lifelong fan of athletics. While his larger legacy lays in his vision to make the prep school a college, Long was the first to address one of the most critical needs for the athletic program – an adequate gymnasium. In fact, it was one of his first projects, as the cornerstone was laid on Nov. 3, 1923. His support for the athletic program didn't stop there. Eight years later, he erected a steel and concrete foundation for the bleachers at the football field. Toward the end of his days in office, Long made two of the most lasting contributions to the athletic program, overseeing its admission to the NCAA and the Middle Atlantic Conference in 1951.

15. M. ROSS "CARDY" SWARTZ, 1923-30

A graduate of Lebanon Valley College, M. Ross Swartz, better known as "Cardy," came to Dickinson Seminary straight out of the minor leagues. A pitcher in Reading and Rochester, Swartz came to the hilltop in 1923 as the athletic director and the football, men's basketball and baseball coach. For the next six years, he held those titles. On the gridiron, Swartz' teams finished under .500 just twice and he finished his tenure with a 28-17-4 (.612) record. In his first two years, he coached two of the best squads in the prep school's history, posting an 11-2 record. On the basketball court, he took a team that went 3-7 in his first year and transformed it into one that posted an 8-5 mark in 1927-28, the most wins for a Seminary team since the undefeated 1916 team.



16. THE FIRST HOMECOMING, 1923

Homecoming's beginnings at the Seminary trace back to pretty close to the listed original Homecoming at the University of Missouri in 1911. Just 12 years later, in 1923, the team hosted Mansfield on Nov. 3, going on to win 13-7 in a hard-fought contest. Homecoming, in that origin, was held as part of the same celebration as the laying of the Gym Cornerstone. A year later, the team's homecoming game against the Wyoming Seminary coincided with the dedication of the gym and with that, the tradition was born. However, that second Homecoming met the Seminary with its only loss of the season (see the next moment). Mention of Homecoming disappeared for a few years after that, but it came back in 1930 and 1931 before going away again until 1939. Excluding the years for World War II and the Korean War when football was discontinued, Homecoming has been celebrated every year since.

17. 1924 FOOTBALL TEAM

Although the Seminary enjoyed a fine 5-1 season in 1923, the school continued its football renaissance in 1924. It began with a dramatic win in the season-opener, as Granny Nye crossed the goalline with just two minutes to play to help lead the Seminary to a 13-7 win over Keystone. As the season wore on, it became clear that it was one of the best prep school teams in the state, led by the stalwart running play of Bye Hayes, as he scored on a 60-yard touchdown reception against the Cornell freshmen and added the lone touchdown in a win over West Chester Normal. After a 19-0 win over the Susquehanna reserves, the team had an impeccable 6-0 record, having allowed just the seven points against Keystone. Meanwhile, the offense, led by the play of quarterback Earl Z. McKay, Nye and Hayes, racked up 97 points. However, in the last game of the year, the Seminary met its lone defeat, 19-0, at the hands of a Wyoming Seminary team that hadn't lost in three years. Still, the team, under the direction of Cardy Swartz, posted its most wins since 1917 and its highest winning percentage since 1902.

19. BEATING WYOMING SEMINARY, NOV. 14, 1925

For a decade, Wyoming Seminary was to Dickinson Seminary as the Atlanta Braves are to the Pittsburgh Pirates. The closer and better Dickinson got to becoming an elite prep school team, the better Wyoming Seminary became. In 1925, after not having been scored upon at all in 1923 or 1924, Wyoming came to Williamsport on a sunny autumn day undefeated and having only allowed one touchdown all season. After a first-quarter drive by Wyoming Seminary stalled at the 15-yard line, the Dickinson frontline continued its bend-but-don't-break tactics. Dickinson also benefitted from solid special teams play, as Granny Nye booted a still-school-record 85-yard punt, all the way through the opponents' end zone, helping the teams head to halftime tied at zero. In the third quarter, it was Bye Hayes who took over on special teams, as he fielded a punt at Dickinson's 25-yard line and then he broke through the line thanks to some great blocks, scoring the game's lone touchdown. Wyoming's offense couldn't get any closer than they had in the first quarter for the rest of the game and, according to the Dickinson Union, "...At the end of the game, they walked off the field with tears in their eyes." For the first time in nearly four years, they had lost after all and it was Dickinson Seminary, led by Granny Nye and Bye Hayes who led the way.

20. MILLARD HAYES, 1925

In his two years at Dickinson Seminary, Bye Hayes left a legacy as one of the greatest halfbacks in the school's history. In 1924, he burst onto the scene by posting game-clinching touchdowns against the Cornell freshmen and West Chester Normal. At the end of the year, he was the natural choice to become captain as a senior. While the team didn't have the same success that the 1924 team did, Hayes did lead the Seminary to one of the biggest upsets in school history, scoring on a 75-yard punt return to lift the team to a 7-0 win over Wyoming Seminary, ending a four-year win streak. That wasn't the end of his athletic prowess, though, as he also played on the basketball and track and field teams, as he finished his career with six letters. He also shined on the track, as he won the pole vault at the Penn State Intercollegiate Track and Field Meet, took second in the shot put and third in the 100-yard dash as a junior.

21. JOHN LINDEMUTH, 1927

From just down Fourth Street in Newberry, Lindy was a eight-time letterwinner at the Seminary, posting letters with the football (three), track and field (three) and basketball (two) teams. As a right end on the football team, Lindy worked his way to the captaincy as a senior. The 1927 Dart yearbook proclaimed that, "Some morning he will awake and find himself famous." Sure enough, 14 years later, Lindemuth began to leave a legacy that is still in evidence today. He was approached by Little League creator, Carl Stotz, and along with coaching a team, he became the member of the board. He eventually became a full-time employee and became the commissioner of the organization in 1955, helping to spread the Little League World Series into an international event. His connection to the Lycoming College never wavered, either, as the Athletics Hall of Famer was central in having the Little League teams from the World Series stay in the college dorms in the '50s before dorms were built on-site in South Williamsport. In the '80s, he also endowed a scholarship prize at the school.

22. GLEN GOOD, NOV. 11, 1926

It may have been Armistice Day, but for the Dickinson Seminary squad in 1926, there was no truce involved in their matchup with Lock Haven Normal School. Even after a 28-point first quarter, the Seminary kept the pedal down, scoring at will against Lock Haven, thanks to the three-man running tandem of Glen Good, Benjamin Pencheff and Granny Nye. The Seminary moved the ball easily all game, led by Good, who scored a still-school-record six touchdowns, while Pencheff added four in easily the most dominating performance in school history. By the time the dust cleared, Seminary walked away with a still-school-record 106-0 win. The Dickinson Union congratulated Lock Haven for their good sportsmanship and fair play despite the rout. Good, from the Newberry neighborhood of Williamsport, finished the year with eight touchdowns to lead the squad, which rattled off 156 of its 205 points on the season in its last two games, following the rout of Lock Haven with a 50-0 win over Keystone Academy.

24. BOB HEISEL, 1930-31

An English professor, Robert Wilson Heisel may have been one of the more unassuming football coaches in the school's history. However, by winning percentage, he was also the most successful. In his two years at the helm, the Seminary posted a remarkable mark of 14-4-2 (.750), capping his career as the head coach at the Seminary by guiding the team to the 1931 State Prep Championship. A graduate of Washington & Jefferson College, Heisel came to the Seminary after two years at Lock Haven High School. Perhaps his greatest triumph came early in his first season when he guided the Seminary to a scoreless tie with old nemesis Wyoming Seminary, whom the team hadn't beaten since 1925. The tie, in which the Seminary posted 16 first downs to Wyoming's three, helped the team truly gain confidence and in 1931, helped the Seminary claim the state prep school championship.

25. ELLIS MARTIN, MAY 10, 1930

A two-year member of the football and track and field teams, Ellie was one of the stars of the football team under Coach Heisel, but it was in the arena of track and field that he truly shined. In some of the bigger track meets at the state, his powerful shot put heaves rose to the occasion, as he won the title at the Penn State Track Class A Track Meet with a toss of 51-4 and followed that by taking the title at the University of Pennsylvania's Interscholastic Track & Field Championships, posting a throw of 50-10. From Lock Haven, Pa., Martin also took third in the discus at the meet in Philadelphia and followed his career at Dickinson Seminary by attending Washington & Jefferson.

26. STATE PREP CHAMPIONS, 1931

Even though by 1931, the school had incorporated into a junior college as well as a prep school, the team that hit the field was still considered a prep school one and featured only players from the undergraduate school, despite games against three college varsity teams and four college freshmen teams. After starting the season with a 6-0 win over the legendary Mount Carmel High School, the team lost its lone game of the year, in the school's first night game, at West Liberty State Teachers' College in West Virginia. The game was also broadcast on WRAC, also marking a new experience for the Seminary football team. After the narrow 7-0 loss, the team allowed just three more scores all season, powering past the Penn State Freshmen, 19-7, Mansfield State Teachers' College, 50-0 and the Bucknell Freshmen, 7-0. Lock Haven State Teachers' College tied the Seminary, 0-0, but a 14-7 win over Bellefonte Academy clinched an 8-1-1 record, a record for wins that stood until 1980. After the win, the Seminary claimed the state prep school championship and received a challenge from the National Farm School, now Delaware Valley, but according to the Dart, the team "was little more than a high school team. No other challenges were offered and Seminary held her claim for the 1931 title."

27. EARL Z. MCKAY, 1932-41

Earl Z. McKay spent more time around the Seminary's ballfield and the Hilltop Gymnasium than anyone in the first half century of the school's athletics history. He was a star quarterback for the Seminary and a basketball captain before graduating in 1925. After spending four years at Cornell University, he returned to the hilltop and served as an assistant coach under Bob Heisel. When Heisel stepped down as football coach in 1932, McKay took on the duties of head football and basketball coach. During his decade with the football team, despite taking over a squad that eliminated its athletic scholarships due to the Great Depression, he led the team to four winning seasons and the 1936 Eastern Junior College Championship. On the basketball court, McKay's teams were even better, posting a then-school-record 81-45 (.643). In between, he helped the athletic program transition from Seminary teams to Junior College teams beginning in 1935. His tenure at Dickinson Junior College was cut short in 1942, though, as he enlisted in the war effort, serving as a Red Cross Field Director.

31. DON MANNO, 1934-36

"The guard without a flaw," was how Coach Earl Z. McKay described Don Manno. A 6-2 lanky guard, Manno was one of the stars on one of the Junior College's best teams in 1934-35, leading the "Miracle Basketball Team" to a 13-2 record. Also a tackle on the football team and a member of the baseball team, there was no doubt that Manno was a special athlete. After graduating, he went on to West Chester State Teachers' College and began to play semi-pro baseball after college. The Williamsport High School graduate eventually was signed by the New York Yankees and he spent four years climbing through the minors. In 1940, he led the Three I (Indiana, Iowa and Illinois) League with 19 triples and 113 RBIs and he found himself in the big leagues, with the Boston Bees (now the Atlanta Braves) in September. The highlight of his two-year big league career was when he hit his only career home run, a go-ahead grand slam in the sixth inning to lead the Bees to a 5-4 win over Brooklyn on Sept. 26, 1940. He is the only student-athlete in the history of the school to go on to play in the major leagues. Milt Graff, who played with the Kansas City A's in 1957-58, went on to attend and graduate Lycoming College after his playing career.

32. EASTERN JR. COLLEGE TITLE, 1936

In just its second year competing as a junior college football team, the McKaymen, as they were known around campus, enjoyed one of the best turnarounds in school history, turning an 0-7-1 team into one that finished 1936 with a 4-1 mark. Under the guidance of coach Earl Z. McKay, the team opened the year with a 21-0 win over York Collegiate Institute, as Peanie Gates started off the year with an 80-yard kickoff return for a touchdown. It was a sign of good things to come, as the Junior College rolled by Cook Academy, 57-7, the Dickinson Freshmen, 15-0, and the Western Maryland Freshmen, 20-0. The lone loss came in the season finale to the Army Plebes, 6-0, finishing the year by allowing just 12 points. After the season, the team issued a challenge to claim the Eastern Junior College Championship "throughout the metropolitan and Middle Atlantic States districts, but received no dispute over the title recognition," the Dickinson Union announced. The team was led by quarterback Louie De Barbieri, who doubled as the team's kicker and punter, Gates and end Lester Dye.

33. WIN OVER ARMY PLEBES, 1937

While some of the mystic of Army football may have worn off in the last 14 years, as the team made its only bowl game in 2010 during that period. However, in the 1930s, Army football was one of the elite programs in the country, posting a 36-11-1 (.760) record from 1932-36. Each of those teams was cultivated from the Army Plebes, the team's freshman squad. One of Earl Z. McKay's coups as coach of the Dickinson Junior College squad was starting a Thanksgiving day tradition, facing off with the Plebes, beginning in 1932. However, entering 1937, the team had no wins in the series in five years and the games were mostly noted for the miserable weather, garnering the moniker the Mud Bowl. The story was different, on a Wednesday in November 1937, though, as the Junior College travelled to West Point and left with a 6-0 win. A pass interference call on a deep pass to Les Dye in the fourth quarter helped give the team the ball at the 20-yard line and after a pair of runs led to a first down at the 10-yard line and on a fourth-and-goal from the two yard line, a handoff to Ralph Cordisco drove in from the right side for the only score of the game. When the team returned to campus, it was greeted with a feast before a pep rally was held in the chapel. A victory parade and "an impromptu band toured the streets of Williamsport." A bonfire followed the parade celebrating one of the largest wins in the school's history.

34. KENNY STOFER, 1937-38

Along with Ralph Cordisco, Kenny Stofer provided one of the best running tandems in the Dickinson Junior College era. From Olmstead Falls, Ohio, Stofer lettered for two years in football, basketball and baseball. Stofer was a star on the team that finished 5-1 in 1937 and posted wins over long-time thorns in the side of the program, the Army Plebes and Wyoming Seminary. In 1938, he was even better, posting a 4-2-1 record and finishing second on the team in scoring with 26 points. During his last year at the junior college, Stofer also spent some time behind center, passing for a touchdown in a pair of games. Stofer went on to spend two seasons at Cornell University, serving as a captain in 1941, and helping the team to an 11-5 record in his two years. After World War II, Stofer spent a year with the Buffalo Bisons in the All-America Football Conference, a challenger to the NFL and an early precursor to the American Football League. As the team's quarterback, Stofer tossed a touchdown, ran for 36 yards, caught a pass and served as one of the team's punters. In 1947, he moved on to play semi-pro football in upstate New York before hanging up his cleats. Stofer passed away in 2006.

37. T. SHERMAN STANFORD, 1946-47

With World War II completed, the Junior College looked back through its annals, much like it had for Earl Z. McKay, and found Sherman Stanford. The quarterback on the 1931-32 football teams, he helped the team win the state prep title in his first year with the team. He went on to get degrees from Thiel College and Penn State before rejoining the Junior College after the war. Stanford picked up the dormant program and guided it to a 3-3 record. In 1947, he helped the team to a 3-2-3 mark in the school's first as Lycoming College, including an impressive 18-6 win over Wyoming Seminary, the seminary's long-time rival. After his second year with the football program, Stanford handed the program over to his assistant coach, Lee Baer, and continued to serve as the school's director of admissions.



41. WHAT'S IN A NAME?, APRIL 1948

In the early years of the college, Dickinson Seminary's athletic identity usually revolved around the head coach/athletic director at the time. In the 1920s, the football team took on the moniker of the "Swartzmen" for head coach Cardy Swartz and in the 1930s, it became the "McKaymen" for coach Earl Z. McKay. In the official publications of the Seminary and Junior College, the Dart yearbook and the Union newspaper, a consistent nickname was never used. However, after World War II, with the school quickly changing from a junior college to a four-year school, it seemed a good time to rebrand the school's athletic identity. In October 1947, the cheerleaders announced a vote to give the College new school colors, with blue and gold replacing the Seminary's gold and white. Later in the month, after the board changed the name of the College to Lycoming, athletic director T. Sherman Stanford told a newspaper reporter that a nickname would be chosen for all the athletic teams and a Williamsport Sun survey received the suggestions of: Indians, Chiefs, Warriors, Redskins, Susquehannocks and Braves, playing off the Native American heritage of the word Lycoming. In 1947-48, the College newspaper, the Courier, seemed favorable to calling the team the Braves, but in the Bulletin, a newsletter for the College, the team was referred to as the "Warriors" as early as late October in 1947. In 1948-49, the athletic program officially adopted the Warriors moniker and an Indian head logo was designed. Although the logo was dropped in 2004 as the NCAA encouraged athletic programs to remove American Indian mascots, the Warriors nickname, much like it did in 1947, stuck.

43. JOINING THE CLUB, 1951-52

Although the athletics program seemed to struggle with administrative support in the early '50s, the administration worked hard to ensure an athletic future at the college. With the Korean War going strong, the college discontinued football and the swim program ended with the death of coach Don Felix in 1950, leaving just three sports on campus, baseball, basketball and tennis. Still, the school pressed ahead and athletic director Bob Smith and President John W. Long made significant headway in 1951-52 when the school was voted into the National Collegiate Athletic Association (NCAA) and the Eastern Collegiate Athletic Conference (ECAC). In 1952-53, the school became a member of the Middle Atlantic Conference, helping the school stand in a league with many natural rivals such as Susquehanna, Juniata, Elizabethtown and Lebanon Valley. Still there were issues, as the school had to comply with the MACs rules that freshmen couldn't compete unless sports were added. With the addition of football, wrestling, swimming, golf and soccer between 1954 and 1957, the Warriors came into compliance with the regulations and began to build into a strong department. By 1960, the Middle States Association reported, "The program in intercollegiate athletics for men is an ambitious one, both in terms of number of sports and of the time and money spent. It appears to be well run and effective, and certainly in the best spirit of amateur athletics."

44. 10 BUCKS AND A YES VOTE, 1954

Tom Aubrey, a fan of Lycoming College football from his days at the school until he passed away, made the phrase "10 Bucks and a Yes Vote" famous at Lycoming College with his retrospective of the college's football team released in 2000. The football program, one of the strongest sources of pride in the athletic department at Dickinson Seminary and Dickinson Junior College, was hit hard by World War II, when it was discontinued from 1942-45 due to travel restrictions. After it was continued again after the war, the program struggled and when the Korean War took a big portion of the eligible male student-athletes in 1951, the program was cut again. In 1954, the College discussed bringing back the program yet again. The Board of Trustees approved the sport, as long as the student body approved an increase of \$10 in their activities fee. The student body overwhelmingly approved the increase and the Lycoming College football tradition was born.

45. DAVID BUSEY, 1954-74

With the reinstatement of the football team in 1954, Lycoming went about the process of hiring a new coach. After a national search, the school found David Busey. A member of the U.S. Navy during World War II, Busey coached four different Navy teams at bases around the world. An assistant coach at the University of Illinois, his alma mater, before the war, Busey had a long history with the game before stepping foot on campus, and he quickly proved a wise choice. In his first year, though the Warriors went 0-6, he made some important decisions that were key to the team's future success. He brought in 75 men and cut no one from that initial team and in 1956, just two years later, he fielded the College's first winning team as a member of the NCAA, finishing 5-3. In the next two years after that, the Warriors went 12-2-1. By the time he retired from the football program in 1966, he had coached 10 All-MAC selections, 13 All-Americans and won a then-school-record 41 games. Busey stayed on for another decade as the school's athletic director and also served as the team's golf coach. He was inducted into the school's athletics hall of fame in 1988.

47. ENDING JUNIATA'S STREAK, OCT. 13, 1956

Just two years after reinstating the football program, the Warriors produced three wins. It was in the third year, 1956, that the team began to truly believe in itself and the system under head coach David Busey. With Methodist All-Americans Ken Polcyn and Red White leading the charge, the Warriors pulled off one of the greatest upsets in the history of the school. Juniata came to College Field with a 25-game unbeaten streak, the longest streak in the nation besides Oklahoma's, and the Warriors came away with a 13-6 win. Early in the game, Athletics Hall of Famer John Joe gave the Warriors some momentum, scoring on a 10-yard run. However, the Indians tied the game before halftime with a long run. Both teams fought through the third quarter and then the Warriors struck again, as Frank Agnello found John Grier for a 25-yard score in the fourth quarter and the Warriors hung on from there. Classes were suspended on the Monday after the game and the whole school celebrated the historic win.

49. BUDD WHITEHILL, 1956-93

When Budd Whitehill came to Lycoming College to start the wrestling program in 1956, he was just two years removed from the end of a career as a minor league pitcher, having moved around from Quebec to Kentucky. He was also just two years removed from an Pennsylvania State Athletic Conference wrestling title at Lock Haven State Teachers' College. For the next 37 years, until his death, Whitehill embodied the image that the athletic department came to embrace. He was tough-as-nails, but someone who cared about creating a family-like environment. He began at the college as an assistant football and head wrestling and baseball coach. He stopped coaching baseball in 1963 to focus on wrestling and football before becoming the head football coach in 1966. He spent five years in the dual role before encouraging the hiring of his assistant, Frank Girardi, to take over the football team. Meanwhile, he truly left his mark on the mat. The numbers themselves are astounding. Among numerous other honors, Whitehill coached 11 teams that finished amongst the NCAA's top 20 and four amongst the top 10. He mentored the school's first MAC champions in 1962 and added nine more titles after that. He coached 38 All-Americans, 66 conference champions and four national champions. His overall career record was 376-172-6 (.683) and he is a member of the Lycoming (1993), Lock Haven Wrestling (1991) and NCAA Wrestling Division III (1991) halls of fame.

52. BOWMAN FIELD, 1958-61

By the late 1950s, it had become clear that the old College Field wasn't a great venue for football. The stands were small and hadn't been replaced in 30 years. The school began to look for a replacement and in 1958, the school bought land on the corner of Union and Packer Avenue. As the school planned what to do with the field and build it, it looked for a new home for its outdoor sports teams. It was found down Fourth Street at Bowman Field. To accommodate the football team, the right field wall was moved back at the field and 5,000 fans could fit into the field. For four years, the team used the field as its primary home, posting an 8-7 mark. Bowman Field, which was built in 1925, also served as the home of the baseball team during that period and continued to host the team until the program was discontinued in 1972. Today, Bowman Field is still used by the Crosscutters, a New York-Penn League minor league team.

56. DAVID PERSON FIELD, 1962

As much a part of Williamsport's athletic history as any stadium in Lycoming County, David Person Field has been the setting for Lycoming College football for the past 50 years at the corner of Union Avenue and Packer Street. During Lycoming's stay inside the friendly confines of Person Field, the team has won 12 conference football titles and hosted 14 NCAA playoff football games. Lycoming College purchased eight acres of land from the Scottish Rite in 1958 for \$60,000 for use as the school's athletic complex. Officially opened in 1961 and used by the soccer and track and field teams, College Field became the home of the football team in 1962, giving the Warriors a permanent home. The field takes its name from the Person family, who lives across the field on Lincoln Avenue. Their generosity to the College through the years was recognized in 1991 when the field was named Person Field. When their son and brother, David Person, lost his battle with cancer at the age of 38 in 1995, the family requested that the field be renamed in memory of him. David Person was fond of a Thanksgiving Day family tradition when the Persons would gather on the football field for a lively game of touch football. On the west side of the visitors' stands, you can see a gate in the fence to which the Person family has its own key to carry on that tradition of family football games on Thanksgiving Day.

70. ENDING WILKES' STREAK, SEPT. 26, 1970

After a season-opening 7-0 loss to Albright, the Warriors, led by fourth-year head coach Budd Whitehill, headed to Wilkes on a hot September day of 1970 looking to end Wilkes' 31-game MAC winning streak. In the first half of the game, Wilkes took a 10-0 lead, but the Warriors fought back, with quarterback Gunther Nellen hitting receiver Nick Tabolinski with an 11-yard touchdown pass. After another Wilkes touchdown made it 16-7, the Warriors got an interception and Tom Hinkle wrapped up a 35-yard drive with a score to make it 16-14. Vince Joy gave the Warriors the lead when he notched a 43-yard interception return for a touchdown to make it 21-16. In the second half, the defenses took over and the Warriors allowed just a field goal to provide the final two-point margin of victory. Amazingly, it was Wilkes' first loss at Ralston Field, which opened in 1965, a span of 19 games before the Warrior win. Hinkle led the Warriors with 49 yards on the ground, helping lift the Warriors to one of the largest upsets in the school's collegiate era.

74. VINCENT JOY, 1971-72

Vinny Joy, a Harrisburg, Pa., native, was a key member of the football team during his career at Lycoming College. In 1971, he developed into an All-MAC defensive back thanks to two punt returns for touchdowns and one pick-six, becoming the perfect person for a new athletic department award – the Sol "Woody" Wolf Award – which is given each year to the junior who has shown the most improvement in intercollegiate competition in his/her first three years at the College. Joy continued his solid play as a senior in 1972, earning all-conference honors a second time and setting a school record for punt return yardage in a career, a mark that stood for eight years.

75. FRANK GIRARDI, 1972-07

After growing up in the shadows of the College, Frank Girardi took the helm of the football program in 1972 after serving as an assistant coach under Budd Whitehill for three years. It took Girardi, a former running back at Williamsport Area High School and West Chester University, three years, but when the team finished 6-2 in 1975, it started a streak of 29 consecutive winning seasons under the coach. In his 36 seasons at Lycoming, Girardi built a record of 257-97-5 – a winning percentage of .723. In 2005, he became only the 17th coach at any NCAA level to reach the 250-win plateau. Girardi won a total of 13 NCAA Division III playoff games. He coached 13 Middle Atlantic Conference championship teams and made 11 appearances in the NCAA playoffs, including trips to the Stagg Bowl, the Division III national championship game, in 1990 and 1997. He was inducted into four halls of fame, including the Lycoming Athletics Hall of Fame, West Branch Valley Hall of Fame, the Pennsylvania State Sports Hall of Fame, and West Chester University's W. Glenn Killinger Football Hall of Fame. The Middle Atlantic Conference honored Girardi as its Coach of the Year on 12 occasions, and in 1999 he became the Robert W. Maxwell Football Club's first recipient of the Tri-State Coach of the Year Award. The award is presented to an outstanding college or high school coach from Pennsylvania, New Jersey or Delaware. Following the 2007 season, ESPN Radio 1050/104.1 honored Girardi with a lifetime achievement award and announced that the award will carry the title of "The Frank Girardi Lifetime Achievement Award."

76. ROBB CURRY, 1972-07

In many ways, the man who formed the powerhouse dynasty of football teams that posted 14 MAC titles was Robb Curry. With a well-formed love of Lycoming College as a 1969 graduate, Curry began his service to the athletic department the next fall, guiding the men's soccer team to three wins while Nels Phillips took a sabbatical. Three years later, when Frank Girardi took over as head coach, Curry came on board the coaching staff as a recruiting coordinator. Curry became known for his ability to draw recruits from the Philadelphia Catholic League, where he himself was from. He also worked with the men's basketball program and served as an office assistant from 1972-84, helping the team reach seven conference playoffs during that time and the NCAA Tournament for the first time in school history in 1984. From 1984-2006, Curry served as an assistant athletic director, helping oversee unprecedented success by the athletic program, including overseeing 25 conference championship squads and 100 All-Americans.

78. TOM VANASKIE, 1974

When Tom Vanaskie came to Lycoming College in 1971 from Our Lady of Lourdes High School in Shamokin, he immediately became one of the top athletes at the school. While he became an important part of the school's fabric, serving as the president of Omicron Delta Epsilon, the economics honor society and Sigma Pi fraternity, he also became just as important on the football field. He earned two All-MAC honors. After a fine senior year, Vanaskie, a cornerback, earned Honorable Mention Associated Press Little All-American, All-East and All-State honors, as he finished his career with a then-school-record 11 interceptions. He earned the school's Tomahawk Award and the Chieftain Award, given to the senior who has shown the utmost dedication and leadership qualities. After graduation, Vanaskie went on to law school at Dickinson and after serving in private practice, he moved behind the bench and currently serves on the U.S. Third District Court of Appeals. He was inducted into the Lycoming College Athletics Hall of Fame in 1994.



79. STEVE WISER, 1974-PRESENT

For the past 42 years, defense for the Lycoming College football team has had one constant - "The Wizard." Steve Wisner, who is in his 38th year as an assistant coach for the Warriors, is more than a legend at Lycoming College. He was the architect of a defensive corps that changed the fortunes of the football program in the '70s before presiding over a damaging defense that has won 14 MAC titles in the last 33 years. Wisner led the Warriors to the No. 1 national ranking in total defense twice during his tenure (1975, 1983). His teams have also posted nationally-leading numbers in rushing defense (1976, '82 and '87) and scoring defense ('99). During his time at the College, the Warriors have posted a record of 280-115-5 (.706) while garnering 12 NCAA playoff appearances, including two trips to the national title game. His defense topped the MAC 15 times and has posted a total of 65 shutouts. Along with his coaching duties, Wisner worked hard to organize the football program's annual golf outing and ad sales for the gameday program, along with serving the community in a number of service and charity events. A 1974 Lycoming graduate, Wisner excelled in wrestling and football, earning elections into the Lycoming Hall of Fame and the Bald Eagle Area High School Hall of Fame. He earned four letters while playing for the Warriors as a hard-nosed linebacker, earning two All-MAC honors. As a wrestler, he placed second and third in the conference and earned a trip to the NCAA National Championships as a senior.

85. MAC CHAMPIONS, 1978

After the season, head coach Frank Girardi told the campus newspaper, The Spectator, "Anyone wants...to turn [the] program around and bring it to the point where they feel they can play with anybody in the league. Eventually, he wants to win the division championship." Picked to finish fourth in the pre-season, the Warriors shocked the MAC, winning its first four league games, beating Albright, Wilkes, Susquehanna and Delaware Valley before falling to Juniata, setting up a dramatic finish. Hosting Upsala, the Warriors fell behind 10-9 with four minutes left. Getting the ball at their own 15-yard line, the team marched 75 yards, setting up a 27-yard game-winning field goal from Robbie Bleistein with 32 seconds left. The next week, Wilkes, who had fallen to Lycoming 41-8, upset Juniata for its second league loss, helping the Warriors take the first MAC crown in school history. At the end of the season, nine players were named First Team All-MAC, including running back Kevin McVey, who left Lycoming with seven school records, including a then-record 16 career touchdowns to help lead the team to the title.

86. DOMINIC JOHNSON, 1978

From Willingboro, N.J., Dominic Johnson capped his career as a Warrior in fine style, as he posted wins in the discus throw in all eight dual meets for the Warriors and became the first Middle Atlantic Conference champion in a number of years, as he flung the discus 134-9 to beat Chris Faber of Franklin & Marshall by one inch to claim the title. Johnson also served as an offensive lineman for the football team for four years, earning All-MAC First Team accolades as a junior and senior. He went on to serve in the military for 27 years before retiring in 2005 and settling in Fort Leavenworth, Kan.

87. RICK BURD, 1978-80

When Lycoming College picked up a transfer from Lock Haven in 1978, it may have just found the missing link. A dynamic passing quarterback, Burd led the Warriors to their first Middle Atlantic Conference North title, leading the team on a game-winning drive against Upsala to clinch the title. For the next three years, he led the MAC in passing yards. In 1979, he led the team to a second MAC title and its first undefeated MAC run, as the team finished 6-0-1 and he earned MAC Player of the Year honors. As a senior, he became the first quarterback in school history to pass for more than 2,000 yards as he earned First Team All-MAC honors for the third time and his first Honorable Mention Little All-American honors from the Associated Press. Despite playing just three years, Burd left Lycoming with nearly every passing school record and he is still in the top 10 in school history in 25 all-time and single-season rankings. He earned the Tomahawk Award as the Most Outstanding Athlete at the College to cap his career in 1981. Burd was a member of the first class of the Lycoming College Athletics Hall of Fame in 1986 and his number, 11, was retired by the school.

99. 1985 MAC CHAMPIONS

When fans of Lycoming College football talk about the greatest teams in school history, the discussion usually starts with the 1985 squad. Coming off an 8-2 season, the Warriors were loaded with talent, as six First Team All-MAC players returned. The Warriors were as advertised, winning the opener 29-8 over Division II Lock Haven and then grinding out a 20-14 win over rival Susquehanna. As the year went on, the team continued to roll, getting past Widener, 18-10 and Moravian, 17-15, in tough road games and adding shutouts against Albright, Upsala, Delaware Valley and Lebanon Valley, nearly half the team's nine-game schedule. The 59-0 win over the Dutchmen helped the team clinch the College's first perfect regular season, the MAC title and earned its first bid to the NCAA Division III Tournament. Despite a 14-10 loss to Gettysburg in the first round, the Warriors still had nine First Team All-MAC selections, the Coach of the Year in Frank Girardi and the Player of the Year in quarterback Larry Berretta. In addition, Barretta, Michael Boures and Walt Zatevski earned Associated Press Little All-American honors.

102. LARRY BARRETTA, 1983-86

A product of St. John Neumann in Philadelphia, Larry Barretta was a game-changing force at quarterback for the Warriors. A three-year starter for the Warriors, the mobile quarterback posted a 26-5 (.839) record as he practically rewrote the school's record book. After playing in seven games as a backup as a freshman, he guided the team to an 8-2 record as a sophomore, rushing for 533 yards and 10 touchdowns. As a junior, Barretta was a force for the team, finishing with 23 touchdowns passing against nine interceptions while leading the Warriors to a perfect 10-0 record in the regular season. His running style helped him rack up 548 yards on the ground, helping him earn Honorable Mention Associated Press Little All-American honors. As a senior, he was even better. While leading the Warriors to an 8-2 mark, he passed for 2,097 yards, a then-school-record 25 touchdowns and he rushed for 778 yards and seven touchdowns. His 32 touchdowns responsible for still stand as a school record and his 2,875 yards of total offense not only set a school-record, but also led the NCAA Division III in 1986. He earned the MAC Player of the Year award and AP Little All-American status again and he was also named a Football News Second Team All-American for his efforts. The 1987 Tomahawk Award winner, Barretta left Lycoming holding school records in career total offense yards (7,431), total touchdowns responsible for (83), passing yards (5,413), passing touchdowns (59) and pass completions (368), although those records have since fallen. After playing a year of pro football as a tailback in Italy in 1988, Barretta went on to play three years in the Arena Football League, serving as a starter for Pittsburgh in 1990. His No. 2 was retired by the football program and he was inducted into the Lycoming College Athletics Hall of Fame in 1992.

103. RUSTY FRICKE, 1983-86

Herberton Fricke, from Willow Grove, Pa., was different from any other kicker that Lycoming College ever had. He proved that as a sophomore, when he hit the only two 50-yard field goals in the College's history, including a 56-yarder at Albright. A three-year starter, Fricke was not just one of the strongest-footed kickers in the program's history, but also very accurate. His 95.3 point-after-attempt percentage (101-of-106) is still the best in school history and his 29 field goals is second. Fricke earned First Team All-MAC honors twice and is the only player in school history to hit three field goals in five different games. As a senior, after hitting 8-of-12 field goals and connecting on 39 extra points, Fricke earned Honorable Mention Pizza Hut All-American honors. After his career at Lycoming, he went on to spend five years in the Arena Football League, spending three years in Pittsburgh and one each in Denver and Cincinnati. In Denver, Fricke became the first player in the league's history to drill a 60-yard field goal, doing so in a 52-46 win over Columbus in 1991. What made it even more amazing is that Fricke posted the 60-yarder in the AFL, which uses goal posts just nine feet apart and 15 feet high - five feet higher than a normal goalpost. The 60-yard field goal stood as the longest in league history for 13 years and helped him earn the league's Kicker of the Year award. He was inducted into the College's Athletics Hall of Fame in 1994.

106. BILL BYHAM, 1988-92

If you turned on the radio and heard a Lycoming College football game between the 1960s and the 2000s, more than likely, the voice you heard belonged to Bill Byham. A Bloomsburg University graduate, Byham developed an interest in the Warriors while working at WHPA radio in South Williamsport. The school helped install a phone line in the stadium and in the gym, and Byham began broadcasting football and basketball games and he even tried wrestling, although he admittedly didn't know much about the sport. After retiring from the South Williamsport Area High School in 1984, he began a third career when he became the school's sports information director, serving in the role from 1987-92. He publicized some historic moments at the school, including the football team's run to the Division III title game in 1990. Even after retiring from the sports information office, he continued to work on radio broadcasts for the school. A local media icon, Byham has also worked in the press box at the Little League World Series since 1959. In 2002, during his 44th Little League World Series, the press box section at the Little League Volunteer Stadium was named in his honor.

108. RICK BEALER, 1987-90

A 6-2, 196-pound defensive back, Rick Bealer terrorized Lycoming's opponents for four years. More than 20 years after he last walked off the field, Bealer still holds the Division III record with 58 punt returns in 1989. He posted 566 yards on those returns, an average of 9.8 per return. As impressively, his 28 regular-season interceptions are second in NCAA Division III history, and if his three career postseason picks are included, he has 31 picks. The West Point, Pa., native posted nine picks as a sophomore to earn Second Team Pizza Hut All-American honors. He posted nine more as a junior to earn consensus All-American honors, being placed on the Associated Press Little All-American, Kodak Small College and Pizza Hut First Teams while helping the Warriors to the NCAA Division III playoffs for the first time since 1985. He also earned the school's Sol "Woody" Wolfe Award after the season. As a senior, he posted eight picks while helping the Warriors reach the NCAA Division III finals, as he picked up consensus All-American honors for a second time. He is still the only three-time All-American in the football program's history. The four-time All-MAC selection was inducted into the College's Athletics Hall of Fame in 2001.

109. 1990 NATIONAL RUNNERS-UP

After reaching the quarterfinals of the 1989 NCAA Division III Tournament, the 1990 Lycoming football team wasn't about to surprise anyone. They didn't, until one of the greatest upsets in school history in the semifinals of the NCAA Championships. After dominating Washington & Jefferson, 24-0, on the road in the quarterfinals, the Warriors headed to Hempstead, N.Y., to face Hofstra. The team faced challenges before they even got to New York, as the Flying Dutchmen played on an artificial turf field. Head coach Frank Girardi made a call to Penn State and the Nittany Lion football program donated their turf shoes to the Warriors for the game. Wearing the Lions' shoes, First Team All-MAC defensive end Joe Emrick notched three sacks and MAC Player of the Year Ed Dougherty tossed for two touchdowns and 220 yards in the 20-10 win over the Flying Dutchmen, who began a reclassification process to take them to Division I the next year. The Warriors, who featured 14 All-MAC selections and All-Americans Dougherty, linebacker Bill Small, defensive back Rick Bealer and center Joe Gillepsie, were dominant all season long en route to the championship game. Just one team, Widener, came within 10 points of them, as they posted their first undefeated regular season since 1985. The championship game was perhaps the most memorable in the history of the Amos Alonzo Stagg Bowl, as the Warriors fell to Allegheny, 21-14, in overtime. The Warriors built a 14-0 lead by halftime, but the Gators fought back to tie the game with less than three minutes left. The Warriors got the ball to the 25-yard line on their final drive, but a 42-yard field goal as time expired fell short. In overtime, the Gators scored on their first possession to secure the title in the only overtime game in the history of the Division III title game. Amazingly, the team reached the championship game without All-American running back Troy Erdman, who was injured after the fourth game. Cory Sheridan filled in, though, running for 670 yards and Dougherty passed for 22 scores.

110. ED DOUGHERTY, 1990

"Doc" was the first Lycoming College quarterback to start as a freshman, and for good reason, as he earned three All-American honors in his career. In his four years, the Philadelphia, Pa., native racked up a career record of 39-7, including a regular-season record of 34-4. After passing for more than 3,000 yards and 30 touchdowns in his first two years, including picking up Honorable Mention Pizza Hut All-American honors as a sophomore, he never lost a regular season game again, reeling off 18 straight wins to cap his career. Dougherty was at the helm during three straight playoff runs, including the run to the national title game in 1990. In his last win in 1991, he led the Warriors on a 76-yard drive, tossing a 15-yard touchdown pass to Cory Sheridan with 50 seconds left to give the team an 18-16 NCAA playoff win over Washington & Jefferson. As a junior, he won his first of two straight MAC Player of the Year awards while passing for 2,706 yards and 22 touchdowns. He set a school-record with 226 completions and earned Honorable Mention Champion USA All-American honors. As a senior, he passed for 2,642 records and completed 57.6 percent of his passes while earning Third Team Champion USA All-American honors. Twenty years after the end of his career, Dougherty still holds no less than nine school career and single-season records, including the career records for completions (720), passing yards (8,850) and touchdowns responsible for (95). Dougherty was inducted into the College's Athletics Hall of Fame in 1997.

126. KEITH CADDEN, 1994-96

An injured opponent in 1993 became one of the Lycoming College football team's greatest allies for the next three years. Keith Cadden chose Albright College over Lycoming in part because Albright had a baseball team, but when his shoulder was injured in Lycoming's 34-14 win in 1993, he couldn't play baseball in the spring, so he transferred to the Williamsport school. For the next three years, he starred for the Warriors, guiding the team to a 24-8 (.667) record and finishing his career with school records in career passing yards per game (198.1) and total offense per game (203.5). After throwing for just 1,343 yards as a sophomore, he took off in 1995 while leading the Warriors back to the NCAA Division III playoffs for the first time since 1992. He tossed for 2,191 yards and 20 scores while helping the Warriors to the NCAA quarterfinals, helping him earn his first of two straight CoSIDA Academic All-District honors and Freedom League Player of the Year accolades. As a senior, after being named a Don Hansen's Football Gazette Preseason All-American, Cadden set school-records with 2,895 passing yards, 29 touchdowns and a 167.8 pass efficiency rating, all marks that still stand. While completing an unreal 67.5 percent of his passes, he guided the Warriors to the first undefeated regular season in four years and helped the team to the NCAA Division III semifinals. He earned third-team All-American honors from the Gazette after the season. He was inducted into the Lycoming College Athletics Hall of Fame in 2003.

128. 1997 NATIONAL RUNNERS-UP

After reaching the NCAA Division III football playoffs in 1995 and 1996, the Warriors made a return trip after posting their second straight undefeated regular season. After notching a 27-13 win over Western Maryland and a 46-26 win over Trinity (Texas), the team hosted Rowan in the national semifinals. Down 20-0 at halftime, the Warriors embarked on the road to one of the greatest comebacks in school history, scoring two third-quarter touchdowns to cut the Profs' lead to six points. In the fourth quarter, junior quarterback Jason Maccacini capped a 14-play, 80-yard drive with a five-yard touchdown run. After Lycoming got the ball back thanks to a Rowan miscue on the kickoff, junior Brian Thompson hit paydirt, ensuring the 28-20 win to send the Warriors to the NCAA Championship for the second time. In the final, Mount Union won its first national title, 61-12. The Warriors went 12-1 overall, won the MAC Freedom League title, shared the MAC crown and repeated as South Region champions. Lycoming set numerous school records during the season, including Thompson, who became the program's career rushing leader (2,403). He also set a single-season record for rushing yards (1,446) and carries (253). Sophomore wide receiver Tim Dumas set a single-season record for receiving yardage (1,093) and tied the mark for catches in a season (58). Senior linebacker Brett Zalonis and senior offensive lineman Jason Meyer were named second-team Hewlett Packard All-Americans. Junior defensive end Keith Jenkins was named an honorable mention All-American by the same outlet. A total of 15 Warriors were named All-MAC Freedom League and head coach Frank Girardi was named the conference coach of the year.



142. SHANGRAW ATHLETIC COMPLEX, 1998

By 1998, David Person Field was more than 35 years old and starting to show its age. Bleacher seats for 875 people when the Warriors had reached two national championship games in the previous eight years and become one of the most successful NCAA Division III programs in the country. In a rare move for the Board of Trustees, it decided to start the project before all the money had been raised and alumni and friends quickly rose to the challenge, raising \$1.1 million before a \$400,000 challenge grant from the Kresge Foundation and sales of lockers in the facility covered the rest of the nearly \$2 million project. When it was finished, the 17,500-square-foot facility quickly took its place as one of the finest outdoor facilities in the state, with a football locker room named for Frank Girardi and a west wing, housing the soccer locker rooms and support facilities, named for Dale '67 and Dallas '69 Krapf. Dale Krapf is a trustee of the college. Seating was increased to 2,000 and a modern press box with a presidential suite and coaches' booths was also erected. Before the first football game in 1998, the complex was named for Robert L. Shangraw '58, as the chairman of the Board of Trustees, was not just a faithful fan of the football team, but also a great supporter of the College who oversaw three fundraising campaigns during his time as the board's chairman. With the completion of the stadium and the indoor infrastructure at the stadium, the complex has continued to undergo outdoor transformations, including the installation of a softball field in 1999, the installation of field turf at the lacrosse/soccer field in 2005 and the erection of an outfield fence at the softball field in 2011. Currently, a fundraising campaign is being undergone to erect a monument for Coach Frank Girardi in the complex's entryway plaza and the installation of field turf at the football field.

148. TIM DUMAS, 1996-99

Another one of the famed Philadelphia Catholic League recruits who helped turn the Lycoming football team into a dynasty, Tim Dumas came to Lycoming from Archbishop Ryan and spent much of the next four years completely rewriting the school's record book. After catching 22 passes as a freshman, he became the Warriors' feature receiver in 1997 and caught 58 passes for 1,093 yards, becoming the first player in school history to cross the 1,000-yard barrier, all while helping the Warriors reach the national title game. As a junior, he was even more dominant, catching a school-record 76 passes for a record 1,271 yards, helping him earn Don Hansen Football Gazette Honorable Mention All-American honors. He capped his career by becoming the first receiver to cross 3,000 career yards, breaking the school record for touchdown passes and by finishing his final campaign with the Warriors with 54 catches for 966 yards. A three-time First Team All-Freedom League receiver, he was also a two-time all-region pick and a Preseason All-American during his career. Dumas was elected to the Lycoming College Athletics Hall of Fame in 2007.

151. JASON MARRACCINI, 1998

Following in the footsteps of All-Americans before him in Keith Cadden and Ed Dougherty, Jason Marraccini had seemingly impossible footsteps to fill. But after two seasons playing in the footsteps of Cadden, he stepped into the starting role in 1997 and immediately guided the Warriors to the NCAA Division III National Championship game. A team leader from the first snap of his junior year, he earned back-to-back First Team All-Freedom League honors. Perhaps his greatest performance came in the semifinals of the 1997 NCAA Tournament against Rowan, when he led the Warriors back from a 20-0 halftime deficit, scoring on a five-yard run to cap an 80-yard fourth quarter drive to give Lycoming a 21-20 lead en route to the 28-20 win. During the season, he tied the school record for rushing touchdowns with 13. As a senior, the Bangor High graduate was even better – earning American Football Coaches' Association All-American honors, becoming the only first team All-American quarterback in school history. Marraccini set the school record for passing yards in a game (243.8) while tossing for 2,682 yards and finishing ninth in the nation with a 149.1 pass efficiency rating. He finished his career with two MAC titles and he still holds the school's all-time records for pass efficiency (141.3), average yards per pass attempt (8.3) and average yards per completion (15.6). Currently a news photographer with WPVI TV in Philadelphia, he was inducted into the Lycoming College Athletics Hall of Fame in 2007.

153. REGULAR-SEASON STREAK, 1995-00

By 1995, the Warriors had already notched 20 straight winning seasons under Coach Frank Girardi. The legacy had been cemented – seven MAC titles, including four in a row from 1989-92, so what could you do to top it? Well, the Class of 1999, which featured All-MAC performers in defensive lineman Cameron Coleman, offensive lineman Mike Kemmerer, quarterback Ryan Swailes, wide receiver Tim Dumas, linebacker Mike McGough, offensive lineman John Mooney, running back Jason Davis and wide receiver Jake Maskerines simply refused to lose. In the 1999 senior class' resume was a spotless 36-0 during the regular season. With two wins to start the streak in 1995 and one more to close it out in 2000 before a wild 50-49 overtime loss at Widener finally ended the stretch, the 39 consecutive regular seasons surpassed the mark of 27 wins from 1990-92, as just 11 opponents came within 10 points of the Warriors during the run. The Warriors started the run in 1995 with a pair of wins to help the team secure an at-large berth in the NCAA Tournament, where they posted a 31-27 win over Widener before falling to Washington & Jefferson. After a 9-0 1996 season, the Warriors won a pair of NCAA Tournament games at David Person Field to reach the semifinals before Rowan beat them, 33-14. The Warriors returned the favor in 1997, coming back from down 20 at halftime to secure a 28-20 win over the Profs in the national semifinals, reaching the Amos Alonzo Stagg Bowl for the second time, where they fell to Mount Union. In 1998, the Warriors won an NCAA Tournament game for the fourth straight year with a win over Catholic. During the last year of the impressive run in 1999, the Warriors lost in the NCAA Tournament. Still, in the five-season run, the Warriors went 7-5 in the NCAA Tournament. Between 1995 and 2000, the Warriors came in fast and furious for the team, with 87 earning All-Freedom League citations, 17 notching All-American honors, three earning Freedom League Player of the Year awards and Girardi earning five Freedom League Coach of the Year accolades.

165. RICKY LANNETTI, 2003

Nine years after the sudden death of Ricky Lannetti, his story still reverberates around the sporting world. A strapping 5-9, 189-pound Philadelphia native, Lannetti was one of the most versatile players for the Warriors in the early part of the century. He began his career as a kickoff returner and moved into the punt return role as a sophomore in 2001, earning Second Team All-MAC honors as a return specialist after returning two punts for a touchdown. As a junior, he turned into the Warriors' top receiver after not catching a pass in his first two years with the team. He was even better as a senior, averaging a school-record 7.0 catches per game, posting 955 yards, plus as the team's top punt and kick returner, he broke the school's record for all-purpose yards in a season (1,644). He broke the school-record for most receptions in a game with 16 against Delaware Valley and also wrapped up his career holding all-time records in kick return yards (987), kick returns (945) and punt return touchdowns (2). He also helped Lycoming to an 8-1 regular season and its first MAC title since 1999, helping the team reach the NCAA Division III Championships while earning D3Football.com All-American honors and First Team All-MAC accolades as a receiver. In the first round against East Texas Baptist, he made five catches for 40 yards in Lycoming's 13-7 overtime victory. However, the week before the NCAA quarterfinals, he fell ill. He checked into the hospital on Saturday morning and just 12 hours later, he died. The autopsy report released on Monday, Dec. 8, listed the cause as a bloodstream infection caused by *Staphylococcus aureus* (MRSA), better known as a staph infection. His death has been a rallying cry in the sports world for awareness in staph infection detection and his story has been featured in several national media outlets, including most recently ESPN: The Magazine in 2010.

182. 2008 MAC CO-CHAMPIONS

How do you replace a legend? Mike Clark '93 had a tall order in 2008 when he took over the reigns of the football team from Frank Girardi, who retired after 36 years as the head coach. Even after a 3-7 record in 2007, Clark made it clear from day one that his expectations were to compete for league championships. Still, in the preseason poll, the Warriors were selected fifth in the eight-team MAC. It was going to be a long road to the top. A one-point loss to No. 18 Ithaca in the season opener didn't make things much easier for Clark's Warriors. But if ever there was an opponent that Lycoming fans love to beat, it's Susquehanna, and thanks to a 42-carry, 229-yard, three-touchdown performance from Josh Kleinfelter, the Warriors rolled through the Crusaders, 28-16, for Clark's first win. With the league's top passing offense (207.2 yards per game) and a defense that allowed more than 20 points just three times, the Warriors began to roll through the conference schedule, starting with an upset of Albright, 23-13, in the second week of league play and continuing with a 10-7 win over No. 22 Delaware Valley on a muddy Saturday in October. In the final week of the season, the Warriors hosted Lebanon Valley and thanks to a 10-point fourth quarter, sealed with a 13-yard interception return by Jim Daley with 1:55 left, the Warriors clinched their first MAC title since 2003 with a 23-15 win. Lycoming finished 7-4 overall, falling to Hobart in the first round of the NCAA Tournament. The honors rolled in for the team, as Clark earned the MAC and D3football.com East Region Coach of the Year awards. Eight players earned All-MAC honors, led by first team defensive back Nick Reese, offensive lineman Ted Geurds and wide receiver Ryan Wagaman.

197. ANTHONY MARASCIO, 2008-11

From the time he enrolled at Lycoming College, Anthony Marascio was one of the best defensive linemen in the program. By his senior year, given a chance to play all four positions on the line depending on the situation, the Philadelphia, Pa., native became the first Lycoming player to earn the MAC Defensive Player of the Year award. He led the MAC in tackles for loss in 2011, posting 20, and finished tied for third in the league with 8.5 sacks, helping him earn a slew of postseason awards. In addition to earning the football team's MVP and defensive lineman of the year award, he was named to the AFCA All-American squad, the D3football.com All-American Second Team, the Associated Press Little All-America Third Team and the D3ProDay.com All-American First Team. Marascio earned two D3Football.com Team of the Week honors during the year and added one Beyond Sports Network Athlete of the Week mention. The 6-2 lineman led the Warriors with 59 tackles, the second year in a row that he led the team in tackles, as he finished his career with 227 tackles and 45 tackles for loss, the fourth most in school history. A three-time All-MAC selection, Marascio finished his career by earning the 2011 Male Athlete of the Year award.

PENN STATE FOOTBALL GAMES, 1902-03

When college football was a young game, the schedules for every college and prep school team in the country were, for the most part, bound by geography. As such, in 1902, when the Pennsylvania State College was looking for football games for its 15-year-old program, it looked right at the prep school in nearby Williamsport, Dickinson Seminary. After all, Penn State had played three games in the previous three years in Williamsport, including one in 1901 at the Seminary's field against Lehigh, a 38-0 Penn State win in front of 1,500 fans. The season-opener for both teams in 1902, the Seminary boys put in a tough fight, but Penn State posted a 26-0 win. The Dickinson Union pointed to the strong play of several players, including the kicking of Bobby Rich and a 35-yard kickoff return by George Grove. The Seminary went on to finish 6-2 overall, including one of the biggest upsets in the program's early history, a 12-0 win at Mansfield, where no visiting team had won since 1896. The Seminary faced off with Penn State one more time, with the Nittany Lions posting a 60-0 win in 1903. *President James E. Douthat*

TOP-RANKED DEFENSES, 1975, '83

Paced by four First Team All-MAC honorees, including a converted wide receiver in Jim Rich, a pair of tough linemen in Steve Weigel and Mike Prowant and linebacker Randy Parsons, the Lycoming football team turned the corner on eight straight losing seasons in 1975. With a second-year defensive coach, Steve Wiser, the Warriors turned into one of the most ferocious squads in America, as the team pitched two shutouts and held five of its eight opponents to single figures. All season, the defense refused to give an inch, finishing first in the nation by allowing just 133.1 yards per game, leading the team to a 6-2 record. Eight years later, the Warrior defense was back in the spotlight and Wiser, now in his 10th year as a defensive coach, had a stacked defensive corps that included six All-MAC selections in 1983. This time, while helping the team to a 7-2-1 record, the Warrior defense allowed just 154.5 yards per game and the team pitched four shutouts. The tough-nosed defense has been a staple in the national rankings over the last 40 years, also leading the nation in rushing defense three times (1976, '82, '87) and scoring defense once (1999). *Steve Wiser*

DARRIN KENNEY, 1988-91

Perhaps the greatest offensive lineman in school history, Darrin Kenney has had one of the most decorated athletic careers in the history of the College. A Southampton, Pa., native, Kenney was a two-time All-MAC offensive lineman during his career, earning consensus All-American honors his senior year by earning First Team Champion USA and Honorable Mention Don Hansen Football Gazette accolades. He helped lead the 1990 team to the first Amos Alonzo Stagg Bowl appearance in school history and helped the team win three MAC titles. After his graduation from Lycoming, Kenney played in the Arena Football League for 11 seasons, seeing time with the Tampa Bay Storm (1993), Albany Firebirds (1994-95), Arizona Rattlers (1997-00) and the San Jose SaberCats (2001-03). He played on three ArenaBowl Champions (1993, '97, '02) and every team he played on reached the semifinal round of the playoffs. Kenney has spent six seasons as a coach in the AFL, working with the Philadelphia Soul in 2012, the Alabama Vipers in 2010, the Grand Rapids Rampage in 2008 and the Nashville Kats from 2005-07. He was inducted into the Lycoming College Athletics Hall of Fame in 2002. *Joe Guistina*

JOHN VERTON, 1995-96

A two-year letterwinner from Lake Ariel, Pa., John Verton left an indelible mark on the Lycoming football program. In 1995, after converting from running back to the defensive side of the ball, the natural athlete turned into a force as a defensive back. While leading the Warriors to an appearance in the NCAA Tournament, Verton notched 47 tackles and picked off three passes, helping him earn Third Team Hewlett-Packard/SID All-American honors. As a senior, he was even better, posting 109 tackles, the seventh-most in school history, and three more interceptions, as he was named the Downtown Wilkes-Barre Touchdown Club's MAC Defensive Player of the Year award, first-team all-region by Don Hansen's Football Gazette and second team All-American honors from Hewlett-Packard. The two-time All-MAC first teamer is still tied for the school record with eight forced fumbles in his career. *Steve Verton*

MICHAEL DOWNEY, 1993-96

A four-year letterwinner for the Warriors, Michael Downey, a Pottsville, Pa., native, helped the Warriors to two Freedom League titles and two NCAA Tournaments during his career. The offensive lineman earned three First Team All-MAC honors, anchoring the line for much of his career. He also earned two Downtown Wilkes-Barre Touchdown Club MAC Offensive Lineman of the Year awards. As a senior, he was a consensus Preseason All-American, earning the honors from The Sporting News, Griese's Preseason and Don Hansen's Football Gazette. After the season, he was named a First Team Don Hansen's Football Gazette All-American and Second Team Hewlett-Packard/SID All-American. He was inducted into the College's Athletics Hall of Fame in 2007. *Steve Verton*

STEVE VERTON, 1993-96

A two-time First Team All-MAC wide receiver, Steve Verton was a key force on the 1995 and 1996 football teams that qualified for the NCAA Division III Tournament. A three-time Warrior Offensive Player of the Year, he finished his career with 179 receptions for 2,998 yards and 28 touchdowns, setting school marks in each category that stood for five years. He had his best year as a junior, posting 968 yards on 58 catches, becoming the first person in school history to post 900 yards in a season. As a senior, he notched 867 yards on 46 catches and 12 touchdowns, including the first 90-yard touchdown reception in school history against King's. He was inducted into the College's Athletics Hall of Fame in 2005. *Steve Verton*



KEITH JENKINS, 1995-98

Jenkins anchored the Lycoming defense during one of the program's most successful periods. The defensive end from South Williamsport, Pa., helped the Warriors to a 41-6 record in his career and four Freedom League titles and three MAC titles while starting all four seasons. Along the way, the team reached four NCAA Tournaments, including the 1997 national championship game. A two-time First Team All-MAC selection, Jenkins finished his career with 204 career tackles and an astounding 41 sacks, which is third in school history. A ballhawk, Jenkins holds the school record with eight career forced fumbles, including a record four as a junior in 1997, when he also posted 15.5 sacks, helping him earn Hewlett-Packard/SID Honorable Mention All-American honors. As a senior, he started the year as a Street & Smith's Preseason All-American. He finished with 11 sacks, an incredible 20 tackles for loss and 50 total tackles, helping him pick up more All-American honors, earning third-team honors from Hewlett-Packard and the Don Hansen Football Gazette. He was also a second-team all-region pick. *Matt Jenkins*



John Joe earned a spot on the MAC Century Team after a career that included AP Little All-American honors.

MAC 100 CENTURY TEAMS

AS PART OF THE MAC 100 CELEBRATION, THE MIDDLE ATLANTIC CONFERENCE RECOGNIZED TOP ATHLETES FROM CONFERENCE HISTORY, NAMING STUDENT-ATHLETES TO CENTURY TEAMS IN EACH SPORT FROM EACH ERA. ERAS WERE DELINEATED BASED ON CONFERENCE MEMBERSHIP AND SPORT SPONSORSHIP. THE NUMBER OF INDIVIDUALS SELECTED PER TEAM VARIES DEPENDING UPON THE NATURE OF THE SPORT. CENTURY TEAMS WERE SELECTED FROM AN ONLINE FAN VOTE COMBINED WITH THE MAC SPORTS INFORMATION DIRECTORS VOTE.

JOHN JOE '59

Joe was an Honorable Mention Little All-American in 1958 as a fullback. He led the Warriors to a three-year record of 17-5-1 and was also a three-time all-state selection. He was inducted into the Lycoming College Athletics Hall of Fame in the inaugural class of 1986. A Spanish major at Lycoming, Joe went on to be signed by the New England Patriots, but a knee injury ended his career. He became the first African-American in the eastern United States named head football coach at a predominately white high school when he was hired at Conshohocken High in Montgomery County. He served as a teacher of Spanish, French and German for 40 years.

JAMES JEFFRIES '78

Jeffries, from Willingboro, N.J., was a two-time All-MAC wide receiver, making 46 catches for 795 yards in his career, which still makes up the ninth-best yards-per-catch average in school history at 17.28. He tied the school record for touchdown catches as a senior with five. Two of his sons, Ethan and Jarrett, are currently members of the football team. Jeffries, a Biology major at Lycoming, went on to earn his degree at New Jersey Medical School. He is a certified plastic surgeon on the American Board of Plastic Surgery and has more than 20 years of experience as a doctor.

MIKE PROWANT '78

Prowant, from Dubuistown, Pa., helped transform the Warriors defense into one of the best defensive units in the nation. He earned Honorable Mention Associated Press Little All-American honors as a junior and First Team AP Little All-American honors as a senior and was a four-time All-MAC selection. He was inducted into the Lycoming College Athletics Hall of Fame with the inaugural class of 1986. Prowant is now a principal at Montgomery Area High School.

TOM VANASKIE '75

Vanaskie, from Shamokin, Pa., had a decorated career as a defensive back for the Warriors, finishing his career with nine interceptions. He was First Team All-MAC as a senior and also earned Honorable Mention AP Little All-American honors. He also became the school's first football player to earn CoSIDA Academic All-American honors and won the school's Tomahawk Award as its best male athlete. He was inducted into the Lycoming College Athletics Hall of Fame in 1994. Vanaskie went on to graduate from Penn State's Dickinson School of Law and he has served as a judge on the United States Court of Appeals Third Circuit since 2010.

STEVE WEIGLE '77

Weigle, a Williamsport native, was a two-time All-MAC defensive end and also earned All-ECAC East honors as a senior while anchoring a line that led the nation in rushing defense. To cap his senior year, he was named an Honorable Mention AP Little All-American. Weigle went on to earn a Master of Arts in Counselor Education from the University of South Florida and he is a school counselor at Collier County School District in Naples, Fla.

JEFF WERT '83

Wert, a Stroudsburg, Pa., native, helped lead the Warriors to two MAC titles during his four-year career as a wide receiver. He finished his career with three All-MAC citations, 102 receptions, 1,511 yards and 20 touchdowns. He capped his career by earning Honorable Mention AP Little All-American honors in 1982. Dr. Wert went on to graduate from the Temple University School of Dental Medicine in 1987. He moved back to Monroe County and owns his own dental practice, Dr. Jeffrey R. Wert & Associates – Family Dentistry, in Tannersville, Pa.

JIM RICH '76

Rich, from Shermansdale, Pa., was one of the most versatile athletes in the early years of Coach Frank Girardi's tenure. A four-year starter at wide receiver and defensive back, Rich broke Lycoming's school record for receiving yardage with 363 yards in 1973, helping him earn Honorable Mention All-MAC honors at the position. Even after leading the MAC North Division in receiving in his first two years at the College, Rich moved to defensive back to help fill a gap on the team. As a senior in 1975, he earned First Team All-MAC honors at the position and he led a unit that allowed the fewest yards per game in the NCAA. He was inducted into the College's Athletics Hall of Fame in 2011. Rich is an area sales manager at Swift Transportation at Harrisburg, Pa.

LARRY BARETTA '87

A product of St. John Neumann in Philadelphia, Larry Baretta was a game-changing force at quarterback for the Warriors. A three-year starter for the Warriors, the mobile quarterback posted a 26-5 (.839) record as he practically re-wrote the school's record book. As a junior, Barretta was a force for the team, finishing with 23 touchdowns passing while leading the Warriors to a perfect 10-0 record in the regular season. His running style helped him rack up 548 yards on the ground, helping him earn Honorable Mention Associated Press Little All-American honors. As a senior, he was even better. While leading the Warriors to an 8-2 mark, he passed for 2,097 yards, a then-school-record 25 touchdowns and he rushed for 778 yards and seven touchdowns. His 32 touchdowns responsible for still stand as a school record and his 2,875 yards of total offense not only set a school-record, but also led the NCAA Division III in 1986. He earned the MAC Player of the Year award and AP Little All-American status again and he was also named a Football News Second Team All-American for his efforts. The 1987 Tomahawk Award winner, Barretta left Lycoming holding school records in career total offense yards (7,431), total touchdowns responsible for (83), passing yards (5,413), passing touchdowns (59) and pass completions (368), although those records have since fallen. After playing a year of pro football as a tailback in Italy in 1988, Barretta went on to play three years in the Arena Football League, serving as a starter for Pittsburgh in 1990. His No. 2 was retired by the football program and he was inducted into the Lycoming College Athletics Hall of Fame in 1992. Barretta is an account manager with Wayne Moving & Storage Company in West Chester, Pa.



Walt Zateveski was a two-time All-American as an offensive lineman in 1984-85.

RICK BEALER '91

A 6-2, 196-pound defensive back, Rick Bealer terrorized Lycoming's opponents for four years. More than 20 years after he last walked off the field, Bealer still holds the Division III record with 58 punt returns in 1989. He posted 566 yards on those returns, an average of 9.8 per return. As impressively, his 28 regular-season interceptions are second in NCAA Division III history, and if his three career postseason picks are included, he has 31 picks. The West Point, Pa., native posted nine picks as a sophomore to earn Second Team Pizza Hut All-American honors. He posted nine more as a junior to earn consensus All-American honors, being placed on the Associated Press Little All-American, Kodak Small College and Pizza Hut First Teams while helping the Warriors to the NCAA Division III playoffs for the first time since 1985. He also earned the school's Sol "Woody" Wolfe Award after the season. As a senior, he posted eight picks while helping the Warriors reach the NCAA Division III finals, as he picked up consensus All-American honors for a second time. He is still the only three-time All-American in the football program's history. The four-time All-MAC selection was inducted into the College's Athletics Hall of Fame in 2001. Bealer owns his own landscaping company near Philadelphia, B&T Landscape and Patio Design.

DARRIN KENNEY '92

Perhaps the greatest offensive lineman in school history, Kenney has had one of the most decorated athletic careers in the history of the College. A Southampton, Pa., native, Kenney was a two-time All-MAC offensive lineman during his career, earning consensus All-American honors his senior year by earning First Team Champion USA and Honorable Mention Don Hansen Football Gazette accolades. He helped lead the 1990 team to the first Amos Alonzo Stagg Bowl appearance in school history and helped the team win three MAC titles. After his graduation from Lycoming, Kenney played in the Arena Football League for 11 seasons, seeing time with the Tampa Bay Storm (1993), Albany Firebirds (1994-95), Arizona Rattlers (1997-00) and the San Jose SaberCats (2001-03). He played on three ArenaBowl Champions (1993, '97, '02) and every team he played on reached the semifinal round of the playoffs. Kenney has spent six seasons as a coach in the AFL, working with the Philadelphia Soul in 2012, the Alabama Vipers in 2010, the Grand Rapids Rampage in 2008 and the Nashville Kats from 2005-07. He was inducted into the Lycoming College Athletics Hall of Fame in 2002.

BILL SMALL '92

Small, from Philadelphia, Pa., was a three-time All-MAC linebacker that left his impact on the Warrior defense. He recorded 202 career tackles, 15 interceptions and four sacks, earning the College's Defensive Player of the Year three times. A team captain in 1991, he helped lead the Warriors to three MAC titles from 1989-91 and the 1990 national title game. He was a two-time Champion USA All-American, earning third-team honors as a junior and first-team accolades as a senior. He was inducted into the College's Athletics Hall of Fame in 2005. Small is an operations manager at FedEx Freight in Delanco, N.J.

WALT ZATEVESKI '86

Zateveski, from Roslyn, Pa., is one of the most honored offensive linemen in the program's history, earning back-to-back First Team All-MAC honors in 1984-85 and helping the team to its first undefeated regular season in 1985. He was also a two-time All-American, earning Honorable Mention AP Little All-American and Pizza Hut honors as a junior and then repeating on the AP list and earning First Team Pizza Hut and AFCA All-American honors as a senior. He was inducted into the College's Athletics Hall of Fame in 1991. An economics major at Lycoming, Zateveski is the director of the Highland Insurance Group. His oldest son, Nick, is a member of the Lafayette College football team

CAMERON COLEMAN '00

Coleman, from Bethlehem, Pa., came to Lycoming after his career at Liberty High School was cut short due to a knee injury as a senior. The injury took him off the radar of many Division I and II schools and landed him at Lycoming to nothing but the Warriors' gain. He finished his career as a two-time First Team All-MAC selection and he also was a four-year starter, starting on the 1997 team that reached the national championship game. As a senior, he capped his career with a seven-sack season that landed him on the AFCA All-American Team. Coleman is currently a child care worker in Lehigh County.

MICHAEL DOWNEY '96

A four-year letterwinner for the Warriors, Michael Downey, a Pottsville, Pa., native, helped the Warriors to two Freedom League titles and two NCAA Tournaments during his career. The offensive lineman earned three First Team All-MAC honors, anchoring the line for much of his career. He also earned two Dometown Wilkes-Barre Touchdown Club MAC Offensive Lineman of the Year awards. As a senior, he was a consensus Preseason All-American, earning the honors from The Sporting News, Griese's Preseason and Don Hansen's Football Gazette. After the season, he was named a First Team Don Hansen's Football Gazette All-American and Second Team Hewlett-Packard/SID All-American. He was inducted into the College's Athletics Hall of Fame in 2007. He went on to earn a Master of Business Administration at Lebanon Valley College and he is currently the Director of Career Services at Berks Technical Institute.

KEITH JENKINS '99

Jenkins anchored the Lycoming defense during one of the program's most successful periods. The defensive end from South Williamsport, Pa., helped the Warriors to a 41-6 record in his career and four Freedom League titles and three MAC titles while starting all four seasons. Along the way, the team reached four NCAA Tournaments, including the 1997 national championship game. A two-time First Team All-MAC selection, Jenkins finished his career with 204 career tackles and an astounding 41 sacks, which is third in school history. A ballhawk, Jenkins holds the school record with eight career forced fumbles, including a record four as a junior in 1997, when he also posted 15.5 sacks, helping him earn Hewlett-Packard/SID Honorable Mention All-American honors. As a senior, he started the year as a Street & Smith's Preseason All-American. He finished with 11 sacks, an incredible 20 tackles for loss and 50 total tackles, helping him pick up more All-American honors, earning third-team honors from Hewlett-Packard and the Don Hansen Football Gazette. He was also a second-team all-region pick. He was selected to the College's Athletics Hall of Fame in 2012.



Jason Marraccini was an AFCA All-American in 1998, helping him earn a spot on the MAC Century Team.

JASON MARRACCINI '99

Marraccini stepped into the starting quarterback role in 1997 and immediately guided the Warriors to the NCAA Division III National Championship game. A team leader from the first snap of his junior year, he earned back-to-back First Team All-Freedom League honors. Perhaps his greatest performance came in the semifinals of the 1997 NCAA Tournament against Rowan, when he led the Warriors back from a 20-0 halftime deficit, scoring on a five-yard run to cap an 80-yard fourth quarter drive to give Lycoming a 21-20 lead en route to the 28-20 win. During the season, he tied the school record for rushing touchdowns with 13. As a senior, the Bangor High graduate was even better – earning American Football Coaches' Association All-American honors, becoming the only first team All-American quarterback in school history. Marraccini set the school record for passing yards in a game (243.8) while tossing for 2,682 yards and finishing ninth in the nation with a 149.1 pass efficiency rating. He finished his career with two MAC titles and he still holds the school's all-time records for pass efficiency (141.3), average yards per pass attempt (8.3) and average yards per completion (15.6). Currently a news photographer with WPVI TV in Philadelphia, he was inducted into the Lycoming College Athletics Hall of Fame in 2007.

JOHN VERTON '99

A two-year letterwinner from Lake Ariel, Pa., John Verton left an indelible mark on the Lycoming football program. In 1995, after converting from running back to the defensive side of the ball, the natural athlete turned into a force as a defensive back. While leading the Warriors to an appearance in the NCAA Tournament, Verton notched 47 tackles and picked off three passes, helping him earn Third Team Hewlett-Packard/SID All-American honors. As a senior, he was even better, posting 109 tackles, the seventh-most in school history, and three more interceptions, as he was named the Downtown Wilkes-Barre Touchdown Club's MAC Defensive Player of the Year award, first-team all-region by Don Hansen's Football Gazette and second team All-American honors from Hewlett-Packard. The two-time All-MAC first teamer is still tied for the school record with eight forced fumbles in his career.

BRETT ZALONIS '98

Zalonis, from South Williamsport, was one of the best linebackers in school history, recording 273 tackles in his career, which is still second-most in school history. He also added 18 interceptions, which is third. Anchoring a team that won four Freedom League and three MAC titles in his career, Zalonis was a three-time team defensive player of the year and three-time first-team all-conference selection. He was honored as the winner of the Sol "Woody" Wolf Award as the College's most improved junior student-athlete in 1997 and was named the Tomahawk Award winner as the school's top male athlete in 1998. He was also a Second Team Hewlett-Packard All-American and Third Team Don Hansen Football Gazette selection as a senior. He was inducted into the College's Athletics Hall of Fame in 2005. Zalonis is a biology teacher at South Williamsport Area High School.

ANTHONY MARASCIO '12

From the time he enrolled at Lycoming College, Marascio was one of the best defensive linemen in the program. By his senior year, given a chance to play all four positions on the line depending on the situation, the Philadelphia, Pa., native became the first Lycoming player to earn the MAC Defensive Player of the Year award. He led the MAC in tackles for loss in 2011, posting 20, and finished tied for third in the league with 8.5 sacks, helping him earn a slew of postseason awards. In addition to earning the football team's MVP and defensive lineman of the year award, he was named to the AFCA All-American squad, the D3football.com All-American Second Team, the Associated Press Little All-America Third Team and the D3ProDay.com All-American First Team. Marascio earned two D3Football.com Team of the Week honors during the year and added one Beyond Sports Network Athlete of the Week mention. The 6-2 lineman led the team in tackles twice, as he finished his career with 227 tackles and 45 tackles for loss, the fourth most in school history. A three-time All-MAC selection, Marascio finished his career by earning the 2011 Male Athlete of the Year award. Marascio works at Glen Mills Counseling Center.

RAY BIERBACH '12

Bierbach, from Hunlock Creek, Pa., was an Honorable Mention D3football.com All-American as a junior and a third-team selection as a senior and Honorable Mention Beyond College Sports Network All-American. He earned placement on six Preseason All-American teams and lived up to the attention as a senior, finishing tied for the Middle Atlantic Conference lead with five interceptions, the second straight year he led the league. He set a school record with three career D3football.com Team of the Week nods, earning two mentions as a junior and one as a senior. Bierbach finished his career with two All-MAC honors and he earned second team All-East Region honors from the website after earning first-team mention as a junior. Bierbach is a Management and Sales Trainee at Penske Trucking in Wilkes-Barre, Pa.



1978 MAC NORTHERN DIVISION CHAMPIONS

7-2 Overall

Head Coach: Frank Girardi

Letterwinners

Keith Agger; Robbi Bleistein; Ty Bornman; Mike Burd; Rick Burd; Jerry Butler; Jim Crognale; Tony D'Antonio; Gene Daly; Dwayne Day; Paul DeJoseph; Bob DeLuca; Tony DiSandro; John Donahue; Greg Ebbert; Kirby Fenton; Fran Harvey; Ron Hoover; Charles Hoyt; Fran Hoyt; Dan Isgro; Tom Jerris; John Jordan; Bill Kilpatrick; Dan Klebon; Kevin McVey; Fran Miller; Dave Nolan; Terry O'Neil; Mickey Pease; Gaspar Rodrigue; Jay Rubino; Paul Scott; Jim Simatos; Bob Sinnott; Tim VanSyckle; Dave Venezia



1979 MAC NORTHERN DIVISION CHAMPIONS

8-1-1 Overall

Head Coach: Frank Girardi

Letterwinners

Robbi Bleistein; Thatcher Bornman; Mike Burd; Rick Burd; Steve Connaghan; Jim Crognale; Dwayne Day; Paul DeJoseph; Tony Disandro; John Donhue; Greg Ebbert; Ralph Faiella; Kirby Fenton; Frank Fusaro; Fran Harvey; Chuck Hoover; Ron Hoover; Charles Hoyt; Dan Isgro; Ernie Isgro; Bill Kilpatrick; Andy Kowalick; Ed McCabe; Steve Minnick; Dan Murray; Dave Nolan; Mickey Pease; Andy Ryan; Mike Santoleri; Doug Schonewolf; Paul Scott; Jim Simatos; Bob Sinnott; Dave Venezia; Jeff Wert; Joe Whinnery; Chuck Zern




1982 CO-MAC NORTHERN DIVISION CHAMPIONS

8-2 Overall

Head Coach: Frank Girardi

Letterwinners

Mike Barnett; Jim Barone; Craig Bender; John Betz; Thatcher Bornman; Joe Boures; Mike Boures; Mark Boyle; Mike Breslin; Tony Bringi; Gerry Busk; Lou Carboni; Tim Carroll; George Connaghan; Jim Conville; Chuck Craigle; Dodd Cummings; Brian Cunningham; Tony Damiano; Wayne Demarest; Tim Dougherty; Joe Dukes; Charlie Felt; Mark Finkelstein; Andy Fletcher; Kevin Fluharty; Ralph Folino; Jerry Girardi; Ron Haslam; Neil Heimsoth; Joe Hirsch; Tom Hirschmann; Jon Hostage; Steve Hughes; Jim Hunt; Tom Hurlbrink; Ken Jones; John Kearney; Bill Keim; Mike Kern; Tim Kobrzynski; Andy Kowalick; Karl Kraynanski; Todd Kreisher; Alan Kulick; Steve Lawrence; Jim Long; Jim Martini; Mark Martini; Pat McCarthy; Scott McDevitt; Dave McHale; Chris McIntyre; John McKernan; Joe Migliarese; John Mikus; Scott Miller; Bob Moran; Tim Morrin; Ted Muscara; Steve Nagle; Dave Nolan; Joe Noone; Domenic Pacitti; Joe Parsnik; Mike Peckman; Karl Pielemeier; Tom Pietrzak; Wade Ritter; Mike Rosiak; John Ruskey; Ed Ryscavage; Pete Sanku; Mike Santoleri; Joe Schmid; Doug Schonewolf; Keith Schweppen; Joe Shannon; Tim Shellman; Mike Shifflet; Bill Simonovich; Mark Sittler; Don Smith; Mark Smith; Scott Smith; Kevin Solt; Pat Spellman; Lance Spittler; Larry Stern; Scott Stevens; Otto Storey; Tim Strunk; Joe Sullivan; Bill Toner; Pete Waldron; Bryan Walter; Tom Wapinsky; Jeff Wert; John Whalen; Walt Zataveski; Mark Zickler; Tom Zimmerman





1985 MAC CHAMPIONS

10-1 Overall

Head Coach: Frank Girardi

Letterwinners

Todd Allegretto; Tony Amoroso; Hank Anderson; Larry Barretta; Chuck Barry; Dave Bauman; Todd Benner; Ed Borkowski; Mike Boures; Dave Bowser; James Brown; Al Burba; Rusty Burke; Bill Carey; Scott Chadwick; Jim Conville; Dodd Cummings; Bill Davidson; Pat Delaney; John Delbono; Gary Delescavage; Darryl Donlin; Matt Drakeley; Steve Fasulka; Mike Flaherty; Nick Fortuna; Rusty Fricke; Roy Fultz; Frank Gallagher; Jim Gallagher; Jack Geisel; Kevin Gentile; Dave Gibbons; Mike Gilmore; Frank Girardi; Jerry Girardi; Ed Hagy; John Hale; Jay Hallett; Mike Harris; Joe Harvey; Joe Hirsch; Chris Howell; Dick Kaiser; Bill Keim; Mike Kern; Rich Kessler; Mike Kollhoff; Rick Kondan; Mark Krebs; Steve McCormick; Brian McNamara; Steve Mosey; James O'Malley; Bob Orndorff; Joe Parsnik; Chicky Pollick; Mike Rantuccio; Ron Rosati; Mike Sellers; Mark Sittler; Rick Snyder; Kevin Steffen; John Stermel; George Tomchick; Rob Topolski; Joe Wade; John Weber; Mike Weber; Walt Zataveski; Mike Zigman



1989 CO-MAC CHAMPIONS

10-2 Overall

Head Coach: Frank Girardi

Letterwinners

Jeff Albrecht; Vince Amabile; Dean Avillion; Adam Balulis; Nick Barbieri; Pat Barrett; Rick Bealer; Kevin Beck; Corey Bittle; Dave Bodmer; Larry Boyer; Scott Bray; Dave Brown; Jeff Burke; Jim Burke; Vince Butaitis; Steve Cassidy; Andy Chulock; Phil Ciarrocchi; Dave Ciculya; Mike Clark; Bob Cohick; Kevin Crawford; Mark Crowl; Frank Damian; Mike Davison; Jon DeFoe; Chris Deitrich; Joe DeSimone; Colin Devlin; Steve Devlin; Steve Dorman; Ed Dougherty; Andy Durkin; John Dyer; Dale Edberg; Bill Eddis; Tim Edwards; Joe Emrick; Troy Erdman; Eric Faust; Bob Fraizer; Tim Gallagher; Chris Garr; Joe Gillespie; Steve Goodwin; Tom Gorman; Vince Grimes; Myles Hannigan; Jason Hanning; Tom Hartman; Bill Hartshorn; Matt Harvey; Bill Hendricks; Jim Hepler; George Hetrick; Doug Hinnershitz; Dean Hoffman; Paul Holloman; Scott Holt; Sean Hoover; Mike Houseknecht; Ed Isenberg; Todd Kelley; Darrin Kenney; Don Kinney; Garth Lakitsky; Tom Laut; Jerry Lanoza; Steve Lenz; Joe Lenza; Ben Luci; Jeff Mahalik; Anthony Marion; Don McGorry; Burry Mervine; Joe Milliken; Chuck Morganti; Jim Muth; Tom Navarro; Kevin Nodis; Vic Olear; Tom Ott; Pat Padden; Joe Palko; Mike Pearson; Pat Persun; John Phillips; Rich Price; Jim Pudish; Dave Raimondo; Scott Richards; Cory Sheridan; John Sidoraki; Bill Skipper; Bill Small; Joe Steinmetz; Jim Sullivan; Ed Terwilliger; Bob Tobias; Dean Tomaino; Kevin VanPelt; Joe Wade; Eric Welshans; Ron Wiest; Jeff Zimmerman



1990 MAC CHAMPIONS

12-1 Overall

Head Coach: Frank Girardi

Letterwinners

Jack Atland; Adam Balulis; Nick Barbieri; Pat Barrett; Rick Bealer; Corey Bittle; Phil Boccella; Dave Bodmer; Sami Bourizk; Larry Boyer; Scott Bray; Scott Brown; Jim Burke; Vince Ceritano; Phil Ciarrocchi; Mike Clark; Bob Cohick; Dave Cole; Daniel D'Amico; Mike Davison; Jon DeFoe; Chris Deitrich; Joe DeSimone; Steve Devlin; Greg Dieter; Larry DiPiano; Elio Domenick; Ed Dougherty; John Dyer; Bill Eddis; Tim Edwards; Joe Emrick; Troy Erdman; Samuel Esposito; Bob Frazier; Mike Fueshko; Chris Garr; Gene Gibbons; Joe Gillespie; Brad Graffius; Jason Hanning; Tom Hartman; Bill Hartshorn; Matt Harvey; Bill Hendricks; Jim Hepler; Roger Herriman; George Hetrick; Dean Hoffman; Paul Holloman; Scott Holt; Sean Hoover; Keith Household; Mike Houseknecht; Mike Hudak; Shawn Ivie; Tom Kanton; John Kemmerer; Kyle Kempton; Darrin Kenney; Tim Kinney; Doug Klopp; Kris Kofer; Brian Lafty; Jerry Lanoza; Tom Laut; Joe Lenza; Ben Luci; Tony Luci; Frank Lynch; Jeff Mahalik; Anthony Marion; Tony Mazzatista; Keith McCarthy; Jeff McClintock; Don McGorry; Joe Milliken; Jim Muth; Tom Navarro; Ed Novakoski; Mike Pearson; John Phillips; Wade Post; Jim Pudish; Eric Reed; Scott Richards; Cory Sheridan; Bill Small; Dean Tomaino; John Verton; Ron Weist; Eric Welshans; Jeff Zimmerman





1991 MAC CHAMPIONS

10-1 Overall

Head Coach: Frank Girardi

Letterwinners

Adam Balulis; Pat Barrett; Kevin Bennick; Ken Bergmann; Rich Bobrowski; Phil Boccella; Dave Bodmer; Sami Bourizk; Scott Bray; Dave Briggs; Dave Brown; Glenn Castiglia; Paul Chimock; Andy Chulock; Mike Clark; Eric Clarke; Bob Cohick; Jeff Creegan; Daniel D'Amico; Mike Davidson; Joe DeSimone; Joel Digris; Larry DiPiano; Ron Dombroski; Elio Domenick; Ed Dougherty; Andy Durkin; John Dyer; Bill Eddis; Tim Edwards; Joe Emrick; Dan Evancho; Bob Frazier; Rich Gardner; Chris Garr; Gene Gibbons; Mike Gillan; Dan Gindville; Brad Graffius; Mike Groves; Sean Grzebin; Jason Hannings; Tom Hartman; Eric Hawk; Jim Hepler; George Hetrick; Joe Hoffman; Brad Holmes; Scott Holt; Craig Hook; Shawn Ivie; Darrin Kenney; Don Kinney; Tim Kinney; Rob Klumpp; Kris Kofler; Brian Lafty; Chris Lazevnick; Steve Lobel; Matt Luccarelli; Ben Luci; Tony Luci; Jeff Mahalik; Anthony Marion; Kevin McCarthy; Clay McCarty; Mike McCarty; Terry Merante; Scott Miller; Tom Miller; Joe Milliken; Jim Muth; Jason Nalewak; Ed Novakoski; Jeff Oakley; Jeff Pascoe; Dan Pease; Tom Peifer; John Phillips; Joe Pollaro; Heath Renninger; Scott Richards; Matt Romano; Tony Shattuck; Cory Sheridan; Bob Shoemaker; Bob Shull; Dan Shupard; Bill Small; Brad Sraffus; Sean Stefanic; Jim Stottlemeyer; Bill Stringfell; Mike Susi; Blair Talijan; John Telesz; Scott Thayer; Matt Timm; Bob Tobias; Dean Tomaino; Mark Wasilewski; Jeff Weaver; Matt Weiss; Lyle Wesneski; Ron Wiest; James Wismer; Ed Woodbridge; Brian Wolfgang; Jason Wood; Eric Young; Matt Young; Jeff Zimmerman



1992 MAC CHAMPIONS

8-1-1 Overall

Head Coach: Frank Girardi

Letterwinners

Pat Barrett; Adam Beach; Bill Bellis; Brian Bendock; Ken Bergmann; Corey Bittle; Jason Borrelli; Sami Bourizk; Dave Briggs; Dave Brown; Glenn Castiglia; Andy Chulock; Damien Cichocki; Mike Clark; Jonathan Coar; Bob Cohick; Tony Coletti; David Cook; Jeff Craeggan; Jeff Danilovitz; Jason Davis; Mike Davison; Joe DeSimone; Elio Domenick; Michael Downey; Andy Durkin; John Dyer; Chris Eiswerth; Joe Emrick; Brian Fahey; Matt Farley; Chad Fisher; Mike Force; Bob Frazier; Rich Gardner; Chris Garr; Erik Gennaro; George Gilbert; Dan Gindville; Tom Gornan; John Groves; Mike Groves; Rick Hagemeyer; Jason Hannings; Chris Hasara; Eric Hawk; Jim Hepler; George Hetrick; Joe Hoffman; Brad Holmes; Craig Hook; Steve Hornbaker; Clay Hughes; Lynn Hunter; Tom Irwin; Matt Keisling; Tim Kinney; Rob Klumpp; Brian Lafty; Steve Lobel; Gary Lowe; Matt Luccarelli; Tony Luci; Jeff Mahalik; Anthony Marion; Randy Marotto; Clay McCarty; Mike McCarty; Gary McClure; Justin McEwen; Kevin McNamara; Scott Miller; Paul Mitchell; Jason Nalewak; Ed Naniewicz; Ed Novakoski; Jeff Oakley; Tom Ott; Mark Pacchiano; Matt Parks; John Patterson; Dan Pease; Tom Peifer; John Phillips; John Piatkowski; Mike Ratay; Ron Rega; Chet Reybitz; Spencer Reynolds; Mike Ritter; Matt Romano; Jim Saylor; Brian Sempko; Tony Shattuck; Cory Sheridan; Simeon Shierant; Bob Shoemaker; Bob Shull; Jason Snyder; Don Stoddard; Jim Stottlemeyer; Chris Stratts; Bill Stringfell; Mike Susi; Blair Talijan; John Telesz; Matt Timm; Dean Tomaino; Mark Wasilewski; Lyle Wesneski; Ron Wiest; Matt Williamson; Kurt Wolfe; Brian Wolfgang; Jason Wood; Ed Woodbridge; Eric Young; Matt Young; Jason Zalonis



1996 MAC CHAMPIONS

11-1 Overall

Head Coach: Frank Girardi

Letterwinners

Kent Adams; Joe Albeck; Jamie Allen; Kyle Anewalt; Doug Bartek; Andy Bartlow; Adam Beach; Brandon Beddia; Shawn Bell; Joe Benny; Kevin Boles; Sal Bongiorno; Mike Bracken; Jeff Brook; Keith Cadden; Cameron Coleman; Jeff Cook; Matt Cosgrove; Rob Cosper; Alcides Cruz; Jason Davis; Vernon Davis; Paul DiCandelar; Dave DiLullo; Michael Downey; Bob Drulis; Tom Dufner; Tim Dumas; Steve Dunkle; Mike Falcone; Larry Farr; Franco Forgione; Aaron Franke; Jason Fuller; Bryan Funk; Jesse Gambone; Leonard Gillespie; Brad Gilmore; Paul Gimbel; Bryan Gofus; Tom Grace; Don Graine; Ronnie Haas; Tim Hart; Nate Harvey; Brandon Hesco; Steve Hill; Ted Jackson; Keith Jenkins; John P. Jones; Jack Keihl; Mike Kemmerer; Jerry Kilkenny; Keith Lachawiec; Jesus Lee; Mitch Lefave; Tom Lemon; Jim Lewis; Jason Logue; Frank Lombardo; Elliot Love; Mike Mack; Nathan Mangan; Jason Marrassini; Phil Martin; Jake Maskerines; Ryan McCarthy; Mike McGough; Tom McHugh; Jason Meyer; Doug Moore; Jerry Moran; Jim Moran; Chris Morral; Joe Mosser; Kevin O'Donnell; Mike Padula; Jeff Pattay; Mike Piancone; Tom Ralick; Joe Regenski; Mark Rice; Chris Robinson; John Schiazza; Mike Sechrist; Brian Seely; John Sharpe; Vinnie Shivas; Dan Shmukler; Jason Shulz; Scott Silvis; Tyler Sones; Joe Spang; Mike Steingrabe; A. Tagliaferri; Brian Thompson; John Tobias; Joe Togani; Mike Venango; John Verton; Steve Verton; Josh Watson; Bryan Weatherly; Cliff Weikert; Mark Wells; Shawn Whitelock; Casey Willis; Jay Wingard; Darren Wyatt; Brett Zalonis





1997 CO-MAC CHAMPIONS

12-1 Overall

Head Coach: Frank Girardi

Letterwinners

Joe Albeck; Mike Allen; Lonnie Bagwell; Sal Bongiorno; Brian Butts; Andy Cardillo; Mike Chromey; Cameron Coleman; Jeff Cook; Matt Cosgrove; Sean Cramer; Jason Davis; Steve Davis; Bob Drulis; Tom Dufner; Tim Dumas; Steve Dunkle; Larry Farr; Mike Fox; Aaron Franke; Jason Fuller; Jesse Gambone; Joe Gmitter; Bryan Gofus; Tom Grace; Sean Graf; Don Grahey; Ronnie Haas; Denzil Hacker; Ryan Hartey; Nate Harvey; Matt Heintz; Brandon Hescoc; Steve Hill; Dave Hilling; Ted Jackson; Shawn Jayman; Keith Jenkins; Eric Johnston; Mike Kemmerer; Matt Kennedy; Jerry Kilkenny; Jesus Lee; Frank Lombardo; Elliot Love; Brad Mahoney; Jason Marraccini; Phil Martin; Mitch Marzo; Jake Maskerines; Ryan McCarthy; Mike McGough; Tom McHugh; Jason Meyer; John Mooney; Chris Morral; Jason Murray; Jason Pare; Jeff Pattay; Mike Piancone; Jason Piro; Joe Regenski; John Scanlan; Matt Schaeffer; John Schiazza; Mark Seagreaves; Brian Seely; Mike Selvenis; John Shaffer; Andy Showalter; Tyler Sones; Bill Soper; Mike Spagnuolo; Joe Spang; John Stahl; Matt Sweet; Rob Terranella; Brian Thompson; Jeff Tinney; Joe Trogani; Joe Urso; Mike Venango; Dave Walsh; Adam Way; Casey Willis; Ken Wilson; Bob Wimsey; Brett Zalonis




1998 MAC CHAMPIONS

10-1 Overall

Head Coach: Frank Girardi

Letterwinners

Joe Albeck; Lonnie Bagwell; Kyle Bingaman; Michael Bowers; Rash Campbell; Andy Cardillo; Cameron Coleman; Mike Controvich; Chris Dauber; Jason Davis; Steve Davis; Tim Deasey; Josh Derrick; Mike DiRocco; Tom Dufner; Tim Dumas; Louis Fanelli; Larry Farr; Joe Feerrar; Aaron Franke; Jason Fuller; Jesse Gambone; Mike Godfrey; Bryan Gofus; Tom Grace; Sean Graf; Mario Granata; Nick Greysnock; Ronnie Haas; Denzil Hacker; Joe Haile; Phil Hanley; Joe Hanna; Ryan Hartey; Nate Harvey; Brandon Hescoc; Steve Hill; Dave Hilling; Keith Jenkins; Dan Jurich; Mike Kemmerer; Jerry Kilkenny; Matt Krise; Tony Landy; Jesus Lee; Frank Lombardo; Darren Lord; Matt Lynch; Jason Marraccini; Mitch Marzo; Jake Maskerines; Dave Mathews; Ryan McCarthy; Gerry McElhenry; Jack McGlone; Mike McGough; Robert Miller; John Mooney; Jason Murray; Jason Pare; Jeff Pattay; Josh Probst; Joe Regenski; Todd Reischer; Ryan Rupperecht; John Scanlan; Matt Schaeffer; John Schiazza; Mark Seagreaves; Tony Segraves; Mike Selvenis; John Shaffer; John Sharpe; Andy Showalter; Tyler Sones; Bill Soper; Roger Soper; Mike Spagnuolo; Joe Spang; Matt Staffaroni; Ryan Steele; Ryan Swailes; Matt Sweet; Rob Terranella; Mike Thomas; Brian Thompson; Jeff Tinney; Geoffrey Treib; Mike Venango; Dave Walsh; Bob Wimsey; Bob Workman; Brian Wynn; Tom Zulkowski




1999 MAC CHAMPIONS

9-1 Overall

Head Coach: Frank Girardi

Letterwinners

Joe Albeck; Josh Albeck; Adam Allen; Matt Andre; Jason Barr; Dan Beamon; Drew Bertelott; Kyle Bingaman; Brian Bond; Jason Brademart; Matt Buraczkeski; Chris Burda; Andy Cardillo; S. Chortanoff; Cameron Coleman; Mike Controvich; Chris Dauber; Jake Davis; Jason Davis; Tim Deasey; Mike DelBuono; Josh Derrick; D. Dougherty; Tom Dufner; Tim Dumas; Josh Eck; Joe Feerrar; Jason Fuller; Jesse Gambone; Mickey Giordano; Mike Godfrey; Bryan Gofus; Joe Grady; Sean Graf; Greg Gressens; Denzil Hacker; Joe Haile; Joe Hanna; Ryan Hartey; Justin Hartz; Nate Harvey; Matt Henrich; Seth Hicks; Justin Holt; Rob Houck; Chris Iori; Brett Johnson; Mike Juba; Mike Kemmerer; Jerry Kilkenny; Roger Kreutzer; Matt Krise; Zach Latsha; Tom Letcavage; Frank Lombardo; Dustin Mace; Mitch Marzo; Jake Maskerines; Dan Mathews; Dave Mathews; Ryan McCarthy; Mike McGough; Chuck Mecca; John Miller; Robert Miller; Jeff Minetti; Nate Minium; John Mooney; Jared Morris; Jason Murray; Jon Neve; Todd Riescher; Chris Roantree; John Ross; Ryan Rupperecht; John Scanlan; Matt Schaeffer; John Schiazza; Mark Seagreaves; Tony Segraves; Mike Selvenis; John Shaffer; John Sharpe; Andy Showalter; Steve Shumbres; Jon Slemmer; Mike Smith; Tyler Sones; Bill Soper; Roger Soper; Joe Spagnuolo; Mike Spagnuolo; Joe Spang; Wally Spotts; Ryan Steele; Ryan Swailes; Matt Sweet; Mike Thomas; Jeff Tinney; Mike Verton; Bob Workman; Chris Yoder; Tom Zulkowski





2003 MAC CHAMPIONS

9-2 Overall

Head Coach: Frank Girardi

Letterwinners

Mike Atiyeh; Tom Babbony; Lucas Baltz; Chris Beissel; Brandon Bennett; Adam Bickford; Kyle Brennan; Tim Brown; Damien Burton; Jon Carpenter; Marc Carroll; Brian Connors; Drew Corsilli; Joe Cosmello; Jim Crompton; Nate Davis; Phil DeMarco; Mike DePasquale; Matt Diggan; Vaughan Downes; Joe Dumas; Dylan Dupuis; Jeremy Ebert; Sean Engelman; Nick Finn; Brian Gallagher; Garrett Golden; Matt Greim; Justin Grenoble; David Hall; Tim Hartingh; Sean Hennigar; Dickie Houck; Jeff Jacavage; Brandon Johnson; Sean Kane; Brian Kaspick; Josh Knecht; Chris Krripe; Tony Kopp; Mike Kozak; Ricky Lannetti; Kevin LeSage; Rick Luchini; Tim Mahoney; Matt Mangold; Phil Mann; Adam Mattis; Jared Maurer; Sean McGinley; Matt Mendola; Andy Miller; Robert Miller; John Moor; Rue Moyer; Dan Mulgrew; Matt Murdoch; Sean Murphy; Brock Nearhoof; Jason St. Onge; Joe Ostrowski; Nick Pinto; Mike Piotrowicz; Ryan Repko; Jim Rogers; Paul Roken; Cory Rutter; Tim Schmidt; Chris Schrader; John Seese; C. Shillingler; Greg Silenok; Glenn Smith; Dan Snee; Chris Sparks; Luke Sterling; Bobby Telesz; Dave VanNort; Adam Wagner; Joe Walker; Mike Winn; Garrett Zoschg




2008 CO-MAC CHAMPIONS

7-4 Overall

Head Coach: Mike Clark

Letterwinners

Matt Bachman; Blake Barth; Ryan Becker; Chuck Bellitto; Ray Bierbach; Fred Bordley; Shane Breen; Bryan Brill; Derek Brown; Johnathan Buell; Andrew Butler; Nelson Butz; Dan Cassidy; Kyle Chuff; Jake Crosetto; Jim Daley; Dane DeBoer; Josh Dixon; T.J. Doyle; Colin Dwyer; Scott Erikson; Ted Geurds; Ryan Godec; Ed Grambo; Taylor Green; Ryan Grinde; Jordan Guttuso; Zack Hanner; Tim Heagy; C.J. Hinson; Kevin Hoben; Tyler Hoffman; Tim Hook; Nate Kenthack; Chris Kish; Scott Kish; Nick Klein; Josh Kleinfelder; Jim Laky; Jake Lamphere; Matt Landsiedel; Travis Leonarczyk; Matthew Licci; Justin Livingston; David Loats; Darren Mahoney; Anthony Marascio; Andy Marino; Pat McAfee; Cory McAndrews; Bryan McKee; Nick Milardo; Ethan Moore; Kyle Murren; Terry Musser; Casey Nealon; Dave Nocera; Padraig O'Connor; Mike O'Rourke; Tim Okken; Adam Paulhamus; Phil Peterson; Michael Reese; Nick Reese; Brice Rickard; T.J. Robinson; Nate Robley; Seth Rolko; Ben Rosa; Mark Rosa; David Ryan; Mark Ryan; Brady Sandercock; Sean Saylor; Nathan Schrack; Brad Shellenberger; Lucas Showers; Chris Smith; Tyler Spooner; Jimmie Stevenson; Jared Strayer; Pat Taylor; Nick Tessener; Sean Teufel; Joe Thompson; Preston Toepke; Chris Tribanas; Mike Tucker; Ben Twardzik; Bobby Van Sciver; Paul Volpe; Ryan Wagaman; Tom Weaver; Dan Weldon; Ryan Williams; Ryan Wolfe; Cory Wood; Ben Zimmerman



2013 CO-MAC CHAMPIONS

7-3 Overall

Head Coach: Mike Clark

Letterwinners

Matt Adams; Evan Alterman; C.J. Arhontakis; Kenny Artur; Matt Atkinson; Malcolm Bell; Kevin Bettis; Brad Bieber; Matt Bloom; Ryan Boccagno; Tyler Botchie; Blake Bowman; Robbie Brodish; Jude Bubeck; Kabongo Bukasa; David Burns; Brian Campbell; Mike Chaput; Mike Ciotti; John Ciurlino; Aaron Clemons; Josh Cook; Matt Cookson; Zach Cooney; Zack Czup; Walter Decanio; Tyler Denike; Dennis Dimaio; Kendall Edwards; Zach Fannin; Kody Flail; Jesse Freer; Mike Gentile; Clayton Good; Zack Goodrich; Josh Gusler; David Hahn; Garrett Hartman; Kenton Heinbaugh; Dan Heinrichs; Dwight Hentz; Adin Hines; Bailey Hughes; Ethan Jeffries; Jarrett Jeffries; Tyler Jenny; Tyler Kapinus; Michael Konrad; Greg Kovacs; Tommy Kramer; Cam Kriner; James Krizan; Noah Lake; Trent Lee; Cameron Lindh; Rob Lynn; Bill Lytle; Matt Malecki; Alex Martin; Matt McGinley; Andrew McGreevy; Zack McMenamin; Ryan Mihoci; Austin Mital; Kirby Moist; Nick Mongiello; A.J. Morgan; Keeghan Morrison; Craig Needhammer; Mike Neuman; Jimmy Nottingham; Tyler O'Connell; Daulton Parmer; Matt Patterson; Joe Pawlowski; Austin Pollick; Nikolai Pritchky; Chris Raupers; Cale Rice; Kris Roccograndi; Jeremy Rosborough; Jonathan Rummel; Phil Schron; Kregg Shuman; John Sibel; Vinny Sidoli; Josh Skoczynski; Joe Smith; Tyler Smith; Casey Strus; Kyle Sullivan; Corey Talerico; Adam Tancini; Anthony Trotta; Tanner Troutman; Colton Turns; Ryan Umpleby; Mike Watral; Jeff Weiss; Cole Welham; Pat Whalen; Chase Whiteman; Braden Zeiner





Rick Bealer (#22) is the lone player in school history to earn three All-American honors, doing so from 1988-90.

ALL-AMERICANS

ASSOCIATED PRESS

LITTLE ALL-AMERICANS

Table with columns: Year, Name, Team, Pos. Lists names like John Joe, Frank Agnello, Tom Vanaskie, etc.

AMERICAN FOOTBALL COACHES' ASSOCIATION ALL-AMERICANS

Table with columns: Year, Name, Team, Pos. Lists names like John Whalen, Walt Zatevski, Rick Bealer, etc.

BEYOND SPORTS NETWORK ALL-AMERICANS

Table with columns: Year, Name, Team, Pos. Lists names like Anthony Marascio, Ray Bierbach, Zack Czup, etc.

D3FOOTBALL.COM

ALL-AMERICANS

Table with columns: Year, Name, Team, Pos. Lists names like John Shaffer, Sean Graf, Matt Mendola, etc.

D3PRODAY.COM

ALL-AMERICANS

Table with columns: Year, Name, Team, Pos. Lists names like Josh Kleinfelter, Anthony Marascio.

DON HANSEN FOOTBALL GAZETTE ALL-AMERICANS

Table with columns: Year, Name, Team, Pos. Lists names like Vic Olear, Darrin Kenney, Dave Bodmer, etc.

FOOTBALL NEWS

ALL-AMERICANS

Table with columns: Year, Name, Team, Pos. Lists names like Kevin Solt, Larry Baretta.

METHODIST ALL-AMERICANS

Table with columns: Year, Name, Team, Pos. Lists names like Red White, Ken Polcyn, Ken Polcyn, etc.

NAIA ALL-AMERICANS

Table with columns: Year, Name, Team, Pos. Lists name like Frank Agnello.

NATIONAL STRENGTH & CONDITIONING ASSOC. ALL-AMERICAN ATHLETE OF THE YEAR

Table with columns: Year, Name, Team, Pos. Lists name like Ryan Yaple.



Kabongo Bukasa was a MAC Defensive Player of the Year and Beyond Sports Network Second Team All-American as a linebacker in 2012.

ALL-AMERICANS

**SPORTS INFORMATION DIRECTORS
ALL-AMERICANS**

Year	Name	Team	Pos.
1983	Michael Boures	HM.	DL
1984	Walt Zatevski	HM.	OL
1984	Rusty Fricke	HM.	K
1985	Walt Zatevski	1st.	OL
1986	Rusty Fricke	HM.	K
1986	Tom Pietrzak	HM.	LB
1987	James O'Malley	HM.	WR
1988	Mike Rantuccio	3rd.	DL
1988	Rick Bealer	2nd.	DB
1989	Ed Dougherty	HM.	QB
1989	Rick Bealer	1st.	DB
1989	Troy Erdman	HM.	RB
1990	Ed Dougherty	HM.	QB
1990	Joe Gillespie	3rd.	OL
1990	Bill Small	3rd.	LB
1990	Rick Bealer	2nd.	DB
1991	Bill Small	1st.	LB
1991	Darrin Kenney	1st.	OL
1991	Ed Dougherty	3rd.	QB
1991	Don Kinney	1st.	DL
1992	Jeff Mahalik	HM.	DB
1993	Scott Miller	3rd.	DB
1994	Scott Miller	3rd.	DB
1995	John Verton	3rd.	DB
1996	John Verton	2nd.	DB
1996	Michael Downey	2nd.	OL
1997	Brett Zalonis	2nd.	LB
1997	Keith Jenkins	HM.	DL
1997	Jason Meyer	2nd.	OL
1998	Keith Jenkins	3rd.	DL
2000	Mark Seagraves	2nd.	DL
2000	John Shaffer	2nd.	P
2000	Sean Graf	2nd.	DB
2003	Luke Sterling	HM.	LB
2003	Matt Mendola	3rd.	OL
2003	Sean Henninger	3rd.	TE
2003	Sean McGinley	HM.	DL

**USA COLLEGE FOOTBALL
ALL-AMERICANS**

Year	Name	Team	Pos.
2013	Tanner Troutman	1st.	S
2013	Dwight Hentz	2nd.	DT

**WILLIAMSON RATING SYSTEM
ALL-AMERICANS**

Year	Name	Team	Pos.
1961	Don Dyke	HM.	E




ALL-AMERICANS BY YEAR



Keith Jenkins earned back-to-back All-American honors in 1997 and 1998.

ALL-AMERICANS

Year	Name	Yr.	Pos.	Organization	Team	Year	Name	Yr.	Pos.	Organization	Team
1956	Red White	Jr.	OL	Methodist All-American	HM	1991	Ed Dougherty	Sr.	QB	Champion USA/SID	3rd
1956	Ken Polcyn	Jr.	E	Methodist All-American	2nd	1991	Don Kinney	Sr.	DL	Champion USA/SID	1st
1957	Ken Polcyn	Sr.	E	Methodist All-American	1st	1991	Dave Bodmer	Sr.	WR	Don Hansen Football Gazette	HM
1958	John Joe	Sr.	RB	Associated Press Little All-America	HM	1992	Andy Chulock	Sr.	DE	Don Hansen Football Gazette	HM
1959	Frank Agnello	Sr.	QB	Methodist All-American	3rd	1992	Jeff Mahalik	Sr.	DB	Champion USA/SID	HM
1959	Frank Agnello	Sr.	QB	NAIA All-American	2nd	1993	Scott Miller	Jr.	DB	Champion USA/SID	3rd
1959	Frank Agnello	Sr.	QB	Associated Press Little All-America	HM	1993	Scott Miller	Jr.	DB	Associated Press Little All-American	2nd
1960	Burt Richardson	Sr.	HB	Methodist All-American	2nd	1994	Scott Miller	Sr.	DB	Champion USA/SID	3rd
1961	John Wilbur	Sr.	T	Methodist All-American	1st	1995	John Verton	So.	DB	Hewlett-Packard/SID	3rd
1961	Don Dyke	Sr.	E	Methodist All-American	2nd	1996	John Verton	Jr.	DB	Hewlett-Packard/SID	2nd
1961	Don Dyke	Sr.	E	Williamson Rating System	HM	1996	Michael Downey	Sr.	OL	Hewlett-Packard/SID	2nd
1962	Marty Allenbaugh	Sr.	OL	Methodist All-American	1st	1996	Michael Downey	Jr.	OL	Don Hansen Football Gazette	1st
1963	Seth Keller	Jr.	DB	Methodist All-American	1st	1996	Keith Cadden	Sr.	QB	Don Hansen Football Gazette	3rd
1963	Bill Wilt	Jr.	OL	Methodist All-American	2nd	1997	Brett Zalonis	Sr.	LB	Hewlett-Packard/SID	2nd
1974	Tom Vanaskie	Sr.	DB	Associated Press Little All-America	HM	1997	Brett Zalonis	Sr.	LB	Don Hansen Football Gazette	3rd
1976	Mike Prowant	Jr.	DL	Associated Press Little All-America	HM	1997	Keith Jenkins	Jr.	DL	Hewlett-Packard/SID	HM
1976	Steve Weigle	Sr.	DL	Associated Press Little All-America	HM	1997	Jason Meyer	Sr.	OL	Hewlett-Packard/SID	2nd
1977	Mike Prowant	Sr.	DL	Associated Press Little All-America	1st	1997	Jason Meyer	Sr.	OL	Don Hansen Football Gazette	2nd
1980	Mike Burd	Jr.	TE	Associated Press Little All-America	HM	1998	Jason Marraccini	Sr.	QB	Burger King/AFCA	1st
1980	Rick Burd	Sr.	QB	Associated Press Little All-America	HM	1998	Keith Jenkins	Sr.	DL	Hewlett-Packard/SID	3rd
1982	Jeff Wert	Sr.	WR	Associated Press Little All-America	HM	1998	Keith Jenkins	Sr.	DL	Don Hansen Football Gazette	3rd
1983	John Whalen	Sr.	OL	Kodak Small College	1st	1998	Tim Dumas	Jr.	WR	Don Hansen Football Gazette	HM
1983	Michael Boures	Jr.	DL	Pizza Hut/SID	HM	1999	Cameron Coleman	Sr.	DL	AFCA	1st
1984	Jack Geisel	So.	DL	Associated Press Little All-America	3rd	2000	Mark Seagraves	Sr.	DE	Hewlett-Packard/SID	2nd
1984	Kevin Solt	Sr.	OL	Football News All-American	1st	2000	Mark Seagraves	Sr.	DE	Don Hansen Football Gazette	1st
1984	Walt Zatevski	Jr.	OL	Associated Press Little All-America	HM	2000	John Shaffer	Sr.	P	Hewlett-Packard/SID	2nd
1984	Walt Zatevski	Jr.	OL	Pizza Hut/SID	HM	2000	John Shaffer	Sr.	P	Don Hansen Football Gazette	2nd
1984	Rusty Fricke	So.	K	Associated Press Little All-America	HM	2000	John Shaffer	Sr.	P	D3Football.com	HM
1984	Rusty Fricke	So.	K	Pizza Hut/SID	HM	2000	Sean Graf	Sr.	DB	Hewlett-Packard/SID	2nd
1985	Larry Baretta	Jr.	QB	Associated Press Little All-America	HM	2000	Sean Graf	Sr.	DB	Don Hansen Football Gazette	3rd
1985	Michael Boures	Sr.	OL	Associated Press Little All-America	HM	2000	Sean Graf	Sr.	DB	D3Football.com	3rd
1985	Walt Zatevski	Sr.	OL	Associated Press Little All-America	HM	2003	Luke Sterling	So.	LB	SID	HM
1985	Walt Zatevski	Sr.	OL	Kodak College Division	1st	2003	Matt Mendola	Sr.	OL	Don Hansen Football Gazette	2nd
1985	Walt Zatevski	Sr.	OL	Pizza Hut/SID	1st	2003	Matt Mendola	Sr.	OL	SID	3rd
1986	Larry Baretta	Sr.	QB	Associated Press Little All-America	HM	2003	Matt Mendola	Sr.	OL	D3Football.com	HM
1986	Larry Baretta	Sr.	QB	Football News All-American	2nd	2003	Ricky Lannetti	Sr.	WR	D3Football.com	3rd
1986	Rusty Fricke	Sr.	K	Pizza Hut/SID	HM	2003	Sean Henninger	Sr.	TE	SID	3rd
1986	Tom Pietrzak	Sr.	LB	Pizza Hut/SID	HM	2003	Sean McGinley	Sr.	DL	D3Football.com	2nd
1987	James O'Malley	Sr.	WR	Pizza Hut/SID	HM	2003	Sean McGinley	Sr.	DL	SID	HM
1988	Mike Rantuccio	Jr.	DL	Pizza Hut/SID	3rd	2007	Ryan Yaple	Sr.	DL	D3Football.com	HM
1988	Rick Bealer	So.	DB	Pizza Hut/SID	2nd	2010	Josh Kleinfelter	Sr.	RB	D3ProDay.com	HM
1989	Ed Dougherty	So.	QB	Pizza Hut/SID	HM	2010	Ray Bierbach	Jr.	S	D3Football.com	HM
1989	Rick Bealer	Jr.	DB	Associated Press Little All-America	1st	2011	Ray Bierbach	Sr.	S	Beyond College Sports Network	HM
1989	Rick Bealer	Jr.	DB	Kodak Small College	1st	2011	Ray Bierbach	Sr.	S	D3Football.com	3rd
1989	Rick Bealer	Jr.	DB	Pizza Hut/SID	1st	2011	Anthony Marascio	Sr.	DE	Beyond College Sports Network	1st
1989	Troy Erdman	Jr.	RB	Pizza Hut/SID	HM	2011	Anthony Marascio	Sr.	DE	D3ProDay.com	1st
1989	Vic Olear	Sr.	TE	Don Hansen Football Gazette	HM	2011	Anthony Marascio	Sr.	DE	D3Football.com	2nd
1990	Ed Dougherty	Jr.	QB	Champion USA/SID	HM	2011	Anthony Marascio	Sr.	DE	Associated Press Little All-American	3rd
1990	Joe Gillespie	Sr.	OL	Champion USA/SID	3rd	2011	Anthony Marascio	Sr.	DE	AFCA	1st
1990	Rick Bealer	Sr.	DB	Associated Press Little All-America	1st	2011	Zack Czap	So.	P	Beyond College Sports Network	HM
1990	Rick Bealer	Sr.	DB	Kodak Small College	1st	2012	Kabongo Bukasa	Jr.	LB	Beyond College Sports Network	2nd
1990	Rick Bealer	Sr.	DB	Champion USA/SID	2nd	2013	Tanner Troutman	Jr.	S	D3Football.com	1st
1990	Bill Small	So.	LB	Champion USA/SID	3rd	2013	Tanner Troutman	Jr.	S	USA College Football	1st
1991	Bill Small	Jr.	LB	Champion USA/SID	1st	2013	Tanner Troutman	Jr.	S	Beyond College Sports Network	3rd
1991	Darrin Kenney	Sr.	OL	Champion USA/SID	1st	2013	Dwight Hentz	Sr.	DT	USA College Football	2nd
1991	Darrin Kenney	Sr.	OL	Don Hansen Football Gazette	HM	2013	Dwight Hentz	Sr.	DT	D3Football.com	HM



Rick Burd's #11 was retired after the quarterback earned a conference player of the year award in 1979 and was named an All-American in 1980.

AWARDS & HONORS

LYCOMING COLLEGE

RETIRED NUMBERS

Class Yr.	Name	No.
1981	Rick Burd	11
1992	Larry Barretta	2

ATHLETICS HALL OF FAMERS

Ind. Yr.	Name	Class Yr.
1986	Rick Burd	1981
1986	John Joe	1959
1986	Ken Polcyn	1958
1986	Mike Prowant	1978
1987	John Lindemuth	1927
1987	Kevin McVey	1979
1987	Francis Miller	1979
1987	Randall Parsons	1977
1990	Ed Receski	1960
1988	Jerry Butler	1979
1988	David Busey	Coach
1988	Les Dye	1938
1989	Steve Wisner	1974
1989	Ray Radomicki	1978
1989	James Smith	1971
1990	Seth Keller	1965
1990	Bernard (Jack) Smyth	1935
1990	John Whalen	1983
1991	Frank Agnello	1959
1991	Walt Zatevski	1986
1992	Larry Barretta	1987
1992	John Grier	1959
1992	Joe Parsnik	1986
1993	Joe Hirsch	1986
1993	Doug Schonewolf	1983
1993	Budd Whitehill	Coach
1994	Herberton "Rusty" Fricke III	1987
1994	Tom Pietrzak	1986
1994	Tom Vanaskie	1987
1995	Jack Geisel	1986
1995	Rich Kessler	1986
1996	Joe Shannon	1985
1996	Bob Sinnott	1981
1997	Ed Dougherty	1992

1997	Michael Schweder	1971
1998	Troy Erdman	1991
1998	Mickey Pease	1985
1999	Mike Boures	1986
1999	James O'Malley	1988
2000	Ron Hoover	1981
2001	David Bauman	1987
2001	Rick Bealer	1991
2002	Darrin Kenney	1992
2002	Victor Olear	1991
2003	Keith Cadden	1997
2003	Tim Kinney	1994
2004	Joe Gillespie Jr.	1991
2004	Mike Santoleri	1983
2004	Cory Sheridan	1993
2005	Bill Small	1992
2005	Steven Verton	1997
2005	Brett Zalonis	1998
2006	Jason Meyer	1998
2006	Mike Rantuccio	1988
2007	Michael Downey	1996
2007	Tim Dumas	2000
2007	Jason Marrassini	1999
2008	Anthony "Joe" Boures	1983
2008	Joseph Emrick	1993
2009	James Tkach	2009
2010	Frank Girardi	Coach
2010	Robb Curry	Asst. Coach
2011	Jim Rich	1976
2011	Brian Thompson	1999
2012	Tim Deasey	2002
2012	Keith Jenkins	1999
2013	Mark Seagreaves	2001
2013	Cameron Coleman	2000
2014	Steve Weigle	1976

MALE ATHLETE OF THE YEAR

Year	Name
1958	Ken Polcyn
1968	Dick Wilt
1969	William Andes
1971	Bill Olsen
1975	Tom Vanaskie

1981	Rick Burd
1986	Michael Kern
1987	Larry Baretta
1992	Dave Bodmer
1993	Joe DeSimone
1997	Keith Cadden
1998	Brett Zalonis
1999	Jason Marrassini
2002	Tim Deasey
2003	Jared Morris
2005	Phil Mann
2007	Glenn Smith
2011	Josh Kleinfelter
2012	Anthony Marascio
2013	Nate Oropollo
2014	Tanner Troutman

SOL "WOODY" WOLF AWARD

(Given annually to the junior that has shown the most improvement throughout their athletic career)

Year	Name
1972	Vincent Joy
1982	Doug Schonewolf
1986	James O'Malley
1988	Mike Gilmore
1990	Rick Bealer
1992	Joe DeSimone
1993	Tom Kinney
1996	Keith Cadden
1998	Jason Marrassini
2004	Phil Mann
2006	Matt Murdock
2013	Kabongo Bukasa
2014	Craig Needhammer

ROBB CURRY JR. COACH OF THE YEAR AWARD

Year	Name
2008-09	Mike Clark
2011-12	Mike Clark



AWARDS & HONORS



Tom Vanaskie, a 1974 Academic All-American, was named to the Academic All-America Hall of Fame in 2013. Vanaskie is a judge on the United States Court of Appeals for the Third Circuit, one step below the U.S. Supreme Court. He is pictured talking with ESPN's Rece Davis during the induction ceremony.

AWARDS & HONORS

ESPN WILLIAMSPORT FRANK GIRARDI LIFETIME ACHIEVEMENT AWARD

Year Name
2008 Frank Girardi

PENNSYLVANIA SPORTS HALL OF FAME

Year Name
1999 Frank Girardi

WEST BRANCH VALLEY SPORTS HALL OF FAME

Year Name
1976 David Busey
1990 Frank Girardi
1990 Budd Whitehill
2001 Mike Prowant
2004 Brett Zalonis
2013 Steve Wiser

COSIDA ACADEMIC ALL-AMERICAN HALL OF FAME

Year	Name	Pos.	Class
2013	Tom Vanaskie	DB	1975

ACADEMIC ALL-AMERICAN

Year	Name	Pos.	Team
1974	Tom Vanaskie	DB	1st
1980	Paul DeJoseph	DB	2nd
1985	Mike Kern	DL	1st
1992	Jeff Mahalik	DB	2nd
2000	Mitch Marzo	LB	2nd
2010	T.J. Chiarolanza	K	1st

ACADEMIC ALL-DISTRICT

Year	Name	Pos.	Team
1984	Mike Kern	DL	1st
1985	Mike Kern	DL	1st
1992	Jeff Mahalik	DB	1st
1992	Joe Emrick	DE	1st

1994	Mike McCarty	RB	1st
1995	Keith Cadden	QB	1st
1996	Keith Cadden	QB	1st
1998	Aaron Franke		1st
1999	Ryan Swailes	QB	1st
2000	Mitch Marzo	LB	1st
2002	Chris Roantree	DL	1st
2003	Dickie Houck	OL	2nd
2005	Vreeland Wood	DB	2nd
2010	T.J. Chiarolanza	K	1st
2012	Parker Showers	RB	1st
2013	Craig Needhammer	RB	1st

AMERICAN FOOTBALL COACHES' ASSOCIATION REGION 2 COACH OF THE YEAR

Year Name
1991 Frank Girardi
1998 Frank Girardi
1999 Frank Girardi

MAXWELL FOOTBALL CLUB TRI-STATE COACH OF THE YEAR

Year Name
1998 Frank Girardi

AZTEC BOWL PARTICIPANTS

Year	Name	Cl.	Pos.
1997	Jason Meyer	Sr.	OL
1998	Jason Marraccini	Sr.	QB
1999	Cameron Coleman	Sr.	DL
2000	Sean Graf	Sr.	DB

DON HANSEN BOWL PARTICIPANTS

Year	Name	Cl.	Pos.
2011	Anthony Marascio	Sr.	DL
2011	Ray Bierbach	Sr.	DB

O3 SENIOR CLASSIC PARTICIPANTS

Year	Name	Cl.	Pos.
2013	Kabongo Bukasa	Sr.	LB

DREAM BOWL PARTICIPANTS

Year	Name	Cl.	Pos.
2013	Dwight Hentz	Sr.	DL

DOWNTOWN WILKES-BARRE TOUCHDOWN CLUB MELBERGER AWARD FINALIST

Year	Name	Cl.	Pos.
1996	Keith Cadden	Sr.	QB

MAC MOST VALUABLE PLAYER

Year Name
1996 Keith Cadden
1998 Jason Marraccini
2001 Tim Deasey

MAC COACH OF THE YEAR

Year Name
1995 Frank Girardi
1996 Frank Girardi
1997 Frank Girardi
1998 Frank Girardi
1999 Frank Girardi

MAC DEFENSIVE PLAYER OF THE YEAR

Year Name
1995 John Verton
1996 John Verton
1997 Brett Zalonis
2000 Sean Graf
2001 Ryan Rupprecht



Michael Downey was named to two Preseason All-American teams in 1996. He earned All-American honors at the end of the season and was inducted into the Lycoming Athletics Hall of Fame in 2007.

AWARDS & HONORS

MAC OFFENSIVE LINEMAN OF THE YEAR

Year	Name
1993	Tim Kinney
1995	Michael Downey
1996	Michael Downey
1997	Jason Meyer
1998	Mike Kemmerer

MAC DEFENSIVE LINEMAN OF THE YEAR

Year	Name
2000	Mark Seagreaves

NATIONAL FOOTBALL FOUNDATION HAMPSHIRE HONOR SOCIETY

Year	Name	Pos.
2011	Dan Cassidy	LB
2011	T.J. Chiarolanza	K
2011	Matt Landseidel	OL
2012	Tim Okken	OL
2013	Zach Klinger	QB
2013	Jamie Reitz	LB
2013	Parker Showers	RB
2013	Wesley Strayer	TE
2014	C.J. Arhontakis	S
2014	Ryan Boccagno	LB
2014	Robbie Brodish	LB
2014	Mike Ciotti	S

WILLIAM V. CAMPBELL TROPHY SEMIFINALIST

Year	Name	Pos.
2012	Parker Showers	RB
2013	C.J. Arhontakis	DB

CENTRAL PA. CHAPTER OF COLLEGE FOOTBALL HALL OF FAME BANQUET HONOREES

Year	Name	Pos.
2009	Nick Reese	DB
2010	Colin Dwyer	QB
2011	Josh Kleinfelter	RB
2012	Ray Bierbach	S
2013	Parker Showers	RB
2014	Zack Czap	K/P

LIFETIME ACHIEVEMENT AWARD

Year	Name
2012	Frank Girardi

D3FOOTBALL.COM PRESEASON ALL-AMERICANS

Year	Name	Cl.	Pos.	Team
2009	Ted Geurds	Sr.	DT	2nd
2011	Ray Bierbach	Sr.	S	1st
2013	Tanner Troutman	Jr.	S	1st

EAST REGION COACH OF THE YEAR

Year	Name
2008	Mike Clark

DEFENSIVE PLAYER OF THE YEAR

Year	Name	Cl.	Pos.
2013	Tanner Troutman	Jr.	S

ALL-REGION SELECTIONS

Year	Name	Cl.	Pos.	Team
2005	Mike Kozak	Sr.	DT	3rd
2007	Bill Margetich	Sr.	TE	1st
2007	Ryan Yaple	Sr.	DE	1st
2008	Ted Geurds	Jr.	DT	2nd
2008	Chuck Bellitto	So.	S	2nd
2010	Ray Bierbach	Jr.	S	1st
2010	Chuck Bellitto	Sr.	S	3rd
2011	Anthony Marascio	Sr.	DT	1st
2011	Ray Bierbach	Sr.	S	2nd

2011	Cody Moyer	Jr.	G	3rd
2012	Nate Oropollo	Sr.	DE	2nd
2012	Dwight Hentz	Jr.	DT	2nd
2012	Cody Moyer	Sr.	G	3rd
2012	Kabongo Bukasa	Jr.	LB	3rd
2012	Tanner Troutman	So.	S	3rd
2013	Tanner Troutman	Jr.	S	1st
2013	Dwight Hentz	Sr.	DT	1st
2013	Craig Needhammer	Jr.	RB	3rd

NATIONAL PLAY OF THE WEEK

10/19/2010	Ray Bierbach	S
------------	--------------	---

NATIONAL TEAM OF THE WEEK

9/26/1999	Cameron Coleman	DL
10/16/1999	Cameron Coleman	DL
9/9/2000	Sean Graf	DB
10/14/2000	Mark Seagreaves	DL
11/11/2000	John Scanlan	DB
9/16/2001	Ryan Rupprecht	LB
9/23/2001	Tim Schmidt	DB
10/6/2001	Ricky Lanetti	RET
10/20/2001	Tim Deasey	RB
10/20/2001	Ryan Rupprecht	LB
9/7/2002	Matt Henrich	DB
9/14/2002	Ricky Lanetti	WR
9/21/2002	Jay Seagreaves, Matt Mendola, Dickie Houck, Matt Juba, Andy Miller	OL
10/5/2002	Tim Schmidt	DB
10/26/2002	Jared Morris	RB
9/20/2003	Sean McGinley	DL
9/27/2003	Sean Hennigar	TE
11/8/2003	Ryan Repko	DB
11/15/2003	Brian Kaspick	DB
11/13/2004	Ryan Repko	DB
10/15/2005	Dave VanNort	DL
10/22/2005	Tim Eskridge	P
11/15/2008	Jim Daley	DB
9/16/2010	Josh Kleinfelter	RB
10/6/2010	Josh Kleinfelter	RB
10/13/2010	Ray Bierbach	S
10/20/2010	Ray Bierbach	S
9/8/2011	Anthony Marascio	DL



A two-time D3football.com All-Region selection, Cody Moyer has also been a preseason All-American offensive lineman in 2012.

AWARDS & HONORS

9/14/2011	Roger Jayne	DL
9/14/2011	Warren Oliver	WR
10/4/2011	Ryan Fenningham	S
10/18/2011	Ray Bierbach	S
11/2/2011	Anthony Marascio	DL
9/12/2012	Nate Oropollo	DE
10/23/2012	Tanner Troutman	S
10/8/2013	Tanner Troutman	S
11/9/2013	Dwight Hentz	DT
11/24/2013	Tanner Troutman	S

1998	Jason Marraccini	Sr.	QB	3rd
1999	Tim Dumas	Sr.	WR	3rd
2002	Matt Mendola	Jr.	OL	3rd
2003	Matt Mendola	Sr.	OL	2nd
2003	Sean McGinley	Sr.	DL	2nd
2003	Sean Henninger	Sr.	TE	3rd
2005	Mike Kozak	Sr.	DT	3rd
2005	Sean Murphy	Sr.	OT	HM
2006	Mike Monastra	So.	PK	HM
2006	Jim Williams	Sr.	C	HM

DON HANSEN FOOTBALL GAZETTE PRESEASON ALL-AMERICANS

Year	Name	Cl.	Pos.	Team
1993	Ken Bergmann	Jr.	DT	HM
1993	Bob Shull	Jr.	LB	HM
1993	Scott Miller	Jr.	DB	HM
1993	Tim Kinney	Sr.	OL	2nd
1993	Brian Lafty	Jr.	TE	HM
1996	Michael Downey	Sr.	OL	2nd
1996	John Verton	Sr.	DB	2nd
1996	Keith Cadden	Sr.	QB	HM
1996	Steve Vertib	Sr.	WR	HM
1996	Brett Zalonis	Jr.	LB	HM
1996	Brad Gilmore	Sr.	DB	HM
2006	Mike Murdock	Sr.	DB	HM

ALL-REGION

Year	Name	Cl.	Pos.	Team
1996	Keith Cadden	Sr.	QB	1st
1996	Michael Downey	Sr.	OL	1st
1996	John Verton	Sr.	DB	1st
1997	Jason Meyer	Sr.	OL	1st
1998	Tim Dumas	Jr.	WR	1st
1998	Keith Jenkins	Sr.	DE	2nd

STREET & SMITH'S PRESEASON ALL-AMERICAN

Year	Name	Cl.	Pos.
1993	Bob Shull		LB
1993	Ken Bergmann	Jr.	DL
1998	Brian Thompson	Sr.	RB
1998	Keith Jenkins	Sr.	DE
1999	Tim Dumas	Sr.	WR

SPORTING NEWS PRESEASON ALL-AMERICAN

Year	Name	Cl.	Pos.
1991	Bill Small	Sr.	LB
1991	Darrin Kenney	Sr.	OL
1996	Michael Downey	Sr.	OL
1998	Brian Thompson	Sr.	RB
2010	Ray Bierbach	Sr.	DB

GRIESE'S PRESEASON ALL-AMERICANS

Year	Name	Cl.	Pos.
1996	Michael Downey	Sr.	OL
1998	Cameron Coleman	Jr.	DL

USA III PRESEASON ALL-AMERICANS

Year	Name	Cl.	Pos.
1997	Brett Zalonis	Sr.	LB
1997	Jason Meyer	Sr.	OL

NCAA FOOTBALL PREVIEW PRESEASON ALL-AMERICANS

Year	Name	Cl.	Pos.	Team
1992	Andy Chulock		DE	HM
1993	Tim Kinney	Sr.	OL	
1993	Ken Bergmann	Jr.	DL	

COLLEGE FOOTBALL PREVIEW PRESEASON ALL-AMERICANS

Year	Name	Cl.	Pos.
1993	Tim Kinney	Sr.	OL
1993	Ken Bergmann	Jr.	DL
1993	Brian Lafty		TE

PENNSYLVANIA FOOTBALL REPORT PRESEASON D-III PLAYER OF THE YEAR

Year	Name	Cl.	Pos.
1990	Ed Dougherty	Jr.	QB
1991	Ed Dougherty	Sr.	QB

USA FOOTBALL NEWS PRESEASON ALL-AMERICANS

Year	Name	Pos.	Team
2011	Ray Bierbach	S	
2011	Anthony Marascio	DL	
2011	Tim Okken	OL	
2012	Parker Showers	RB	HM
2012	Cody Moyer	OL	HM
2012	Roger Jayne	DL	HM
2012	Matt Talerico	CB	HM
2013	Dwight Hentz	DL	1st
2013	Tanner Troutman	DB	1st
2013	Kabongo Bukasa	LB	2nd



Mike Prowant earned three mentions on the ECAC All-East Team of the Week and he was also an AP Little All-American in 1977.

AWARDS & HONORS

**ALL-NORTHEAST REGION
PRESEASON ALL-STARS**

Year	Name	Pos.
2012	Parker Showers	RB
2012	Cody Moyer	OL
2012	Roger Jayne	DL
2012	Matt Talerico	CB

**D3SENIOR CLASSIC
PRESEASON ALL-AMERICAN**

Year	Name	Pos.	Team
2011	Ray Bierbach	S	2nd
2012	Cody Moyer	OL	2nd
2013	Kabongo Bukasa	LB	2nd

**D3PRODAY.COM
PRESEASON ALL-AMERICAN**

Year	Name	Pos.
2011	Anthony Marascio	DL

**CONSENSUS DRAFT SERVICES
PRESEASON ALL-AMERICAN**

Year	Name	Pos.	Team
2011	Ray Bierbach	S	HM

**LINDY'S NATIONAL COLLEGE
FOOTBALL
PRESEASON ALL-AMERICAN**

Year	Name	Cl.	Pos.
2011	Ray Bierbach	Sr.	S

**EAST COAST ATHLETIC CONFERENCE
ALL-EAST TEAM OF THE WEEK**

Year	Name	Cl.	Pos.
10/2/1965	Bob Stetson	FB	
10/9/1965	Mike Cohen	QB	
10/11/1967	Jugge Ward	FB	
9/25/1967	George Mitchell	QB	
11/1/1972	Dick Stewart	QB	

11/4/1973	Steve Wiser	LB
10/2/1974	Tom Vanaskie	DB
10/17/1975	Mike Prowant	DL
9/12/1976	Steve Weigle	DB
9/19/1976	Mike Prowant	DL
10/12/1976	Mike Prowant	DL
10/12/1976	Kevin McVey	RB
10/19/1976	Gene Daly	TE
10/26/1976	Kevin McVey	RB
11/3/1976	Randy Parsons	LB
11/10/1976	Ray Radomicki	DB
1982	Jeff Wert	WR
1982	Doug Schonewolf	P

SOUTHEAST ALL-STARS

Year	Name	Pos.	Team
2005	Sean Murphy	OT	1st

NAIA ALL-DISTRICT 30

Year	Name	Pos.	Team
1956	Red White	T	1st
1956	Frank Agnello	G	1st
1956	John Grier	RB	2nd

**FRED MITCHELL AWARD
PRESEASON WATCH LIST**

(Given to the nation's top collegiate kicker)

Year	Name	Cl.	Pos.
2012	Zack Czap	Jr.	K
2013	Zack Czap	Sr.	K

MONTHLY MENTION


Date	Name
10/1/2010	T.J. Chiarolanza
11/1/2010	T.J. Chiarolanza
11/1/2011	Zack Czap
10/1/2012	Zack Czap
10/1/2013	Zack Czap
11/1/2013	Zack Czap

**BEYOND SPORTS NETWORK
PRESEASON ALL-AMERICANS**

Year	Name	Cl.	Pos.
2012	Zack Czap	Jr.	K
2013	Kabongo Bukasa	Sr.	LB

ATHLETE OF THE WEEK

Date	Name	Pos.
9/13/2011	Warren Oliver	WR
9/13/2011	Defense of the Week	
10/18/2011	Anthony Marascio	DL
9/10/2012	Nate Oropollo	DL
9/28/2013	Dwight Hentz	DT
10/5/2013	Tanner Troutman	DB
10/26/2013	Zack Czap	K
11/16/2013	Tanner Troutman	DB



John Grier (#32) was the first All-MAC selection in the football program's history in 1958.

MIDDLE ATLANTIC CONFERENCE AWARDS & HONORS

MIDDLE ATLANTIC CONFERENCE HALL OF FAME

Year	Name	Cl. Yr.
2012	Frank Girardi	Coach
2012	Budd Whitehill	Coach
2014	Rick Bealer	1991

MAC NORTHERN DIVISION MOST VALUABLE PLAYER

Year	Name	Pos.
1979	Rick Burd	QB

COACH OF THE YEAR

Year	Name
1978	Frank Girardi
1979	Frank Girardi

ALL-MAC NORTHERN DIVISION

Year	Name	Team	Pos.
1958	John Grier	1st	HB
1959	Burt Richardson	1st	HB
1962	Seth Keller	1st	B
1962	Martin Allenbaugh	1st	G
1962	Charlie Schaffer	2nd	E
1963	Charlie Schaffer	2nd	SE
1964	Seth Keller	1st	DB
1965	Mike Cohen	1st	HB
1965	Bob Stetson	1st	LB
1966	Dick Lewis	1st	SE
1967	Jim Nardella	1st	DE
1967	Bob Higgins	1st	DL
1967	Richard Wilt	1st	G
1968	Bill Curley	HM	LB
1968	Bill Andes	HM	T
1969	Larry Kunes	1st	DL
1969	Bill Curley	1st	FB
1969	Dave Overley	1st	G
1969	Tony Bracciale	HM	DB
1969	Tom Porter	HM	DB
1969	Jim Smith	HM	SE
1970	Tony Bracciale	1st	DB
1970	Bill Olsen	1st	DB
1970	Larry Kunes	1st	T

1971	Vince Joy	1st	DB
1971	Tom Hinkle	1st	HB
1972	Vince Joy	1st	DB
1972	Porfirio Goncalves	1st	K
1973	Wayne Goodrow	1st	DL
1973	Steve Wisner	1st	LB
1973	Dave Franklin	1st	T
1973	Tom Vanaskie	HM	DB
1973	Jim Rich	HM	DB
1974	Tom Vanaskie	1st	DB
1974	Mike Prowant	1st	DL
1975	Jim Rich	1st	DB
1975	Steve Weigel	1st	DE
1975	Mike Prowant	1st	DL
1975	Randy Parsons	1st	LB
1975	John Vanaskie	1st	TE
1976	Dwight Stillwell	1st	DB
1976	Steve Weigle	1st	DE
1976	Mike Prowant	1st	DL
1976	Dominic Johnson	1st	G
1976	Randy Parsons	1st	LB
1976	Kevin McVey	1st	RB
1976	Jay Jeffries	1st	SE
1976	Francis Miller	1st	T
1976	Andy Pisulak	HM	
1976	Jerry Butler	HM	DL
1977	Ray Radomicki	1st	DB
1977	Dwight Stillwell	1st	DB
1977	Jerry Butler	1st	DL
1977	Mike Prowant	1st	DL
1977	Dom Johnson	1st	G
1977	Kevin McVey	1st	RB
1977	Fran Miller	1st	T
1977	Jay Jeffries	1st	WR
1978	Francis Harvey	1st	DB
1978	Jerry Butler	1st	DL
1978	Fran Miller	1st	G
1978	Robbie Bleistein	1st	K
1978	Ron Hoover	1st	LB
1978	Richard Burd	1st	QB
1978	Kevin McVey	1st	RB
1978	Gene Daly	1st	TE

1978	John Jordan	1st	WR
1979	Francis Harvey	1st	DB
1979	Tony DiSandro	1st	DL
1979	Rob Bleistein	1st	K
1979	Ron Hoover	1st	LB
1979	Jim Simatos	1st	OL
1979	Rick Burd	1st	QB
1979	Bill Kilpatrick	1st	WR
1980	Dave Nolan	1st	DB
1980	Mickey Pease	1st	DE
1980	Mark Schonewolfe	1st	DL
1980	Bob Sinnott	1st	LB
1980	Ron Hoover	1st	LB
1980	Rick Burd	1st	QB
1980	Joe Boures	1st	T
1980	Mike Burd	1st	TE
1980	Jeff Wert	1st	WR
1980	Lance Spitzer	HM	
1980	Chuck Hoover	HM	
1981	Joe Shannon	1st	DB
1981	Mickey Pease	1st	DE
1981	Doug Schoenwolf	1st	DL
1981	John Whalen	1st	G
1981	Steve Connaghan	1st	LB
1981	Doug Schoenwolf	1st	P
1981	Jeff Wert	1st	WR
1982	Joe Boures	1st	C
1982	Joe Miglarese	1st	DE
1982	Doug Schonewolf	1st	DL
1982	John Whalen	1st	G
1982	Doug Schonewolf	1st	P
1982	Mike Santoleri	1st	RB
1982	Jeff Wert	1st	WR

MIDDLE ATLANTIC CONFERENCE PLAYER OF THE YEAR

Year	Name	Pos.
1985	Larry Barretta	QB
1986	Larry Barretta	QB
1990	Ed Dougherty	QB



Vic Olear was a two-time First Team All-MAC tight end in 1988-89. He was also an All-American during the 1989 season.

MIDDLE ATLANTIC CONFERENCE AWARDS & HONORS

COACH OF THE YEAR

Year Name

1985	Frank Girardi
1989	Frank Girardi
1990	Frank Girardi
1991	Frank Girardi
1992	Frank Girardi

ALL-MAC

Year	Name	Team	Pos.
1983	Joe Shannon	1st	DB
1983	Joe Sullivan	1st	DE
1983	Wade Ritter	1st	DL
1983	Mike Boures	1st	DL
1983	John Whalen	1st	G
1983	George Connaghan	HM	DB
1983	Tom Pietrzak	HM	LB
1983	Joe Parsnik	HM	RB
1983	Bill Simonovich	HM	WR
1984	Jack Geisel	1st	DL
1984	Walt Zataveski	1st	G
1984	Rusty Fricke	1st	K
1984	Tom Pietrzak	1st	LB
1984	Chris Howell	1st	P
1984	Joe Parsnik	1st	RB
1984	Kevin Solt	1st	T
1985	Bill Keim	1st	DB
1985	Chicky Pollick	1st	DE
1985	Jack Geisel	1st	DL
1985	Joe Hirsch	1st	LB
1985	Larry Barretta	1st	QB
1985	Joe Parsnik	1st	RB
1985	Rich Kessler	1st	WR
1985	Chris Howell	HM	P
1985	Mike Boures	HM	T
1985	James O'Malley	HM	WR
1986	Dave Bauman	1st	G
1986	Rusty Fricke	1st	K
1986	Tom Pietrzak	1st	LB
1986	Chris Howell	1st	P
1986	Larry Barretta	1st	QB
1986	James O'Malley	1st	WR
1986	Chicky Pollick	HM	DE

1986	Rich Kessler	HM	WR
1987	Chicky Pollick	1st	DE
1987	Mike Rantuccio	1st	DL
1987	Dick Kaiser	1st	LB
1987	Rick Bealer	HM	DB
1987	Rick Snyder	HM	G
1987	Craig Sellers	HM	P
1988	Rick Bealer	1st	DB
1988	Mike Rantuccio	1st	DL
1988	Vic Olear	1st	TE
1989	Rick Bealer	1st	DB
1989	Don Kinney	1st	DL
1989	Troy Erdman	1st	RB
1989	Steve Lenz	1st	T
1989	Vic Olear	1st	TE
1989	Joe Gillespie	2nd	C
1989	Vince Butaitis	2nd	DE
1989	Bill Small	2nd	LB
1989	Paul Holloman	2nd	WR
1989	Joe Gillespie	HM	C
1989	David Ciculya	HM	G
1990	Joe Gillespie	1st	C
1990	Rick Bealer	1st	DB
1990	Joe Emrick	1st	DE
1990	John Phillips	1st	K
1990	Bill Small	1st	LB
1990	Ed Dougherty	1st	QB
1990	Ed Terwilliger	1st	T
1990	Dean Koffman	1st	
1990	Tom Hartman	2nd	DB
1990	Jon DeFoe	2nd	LB
1990	Matt Harvey	2nd	TE
1990	Paul Holloman	2nd	WR
1990	Darrin Kenney	HM	T
1990	Joe DeSimone	HM	WR
1991	Joe Emrick	1st	DE
1991	Andy Chlock	1st	DE
1991	Don Kinney	1st	DL
1991	Bill Small	1st	LB
1991	Ed Dougherty	1st	QB
1991	Cory Sheridan	1st	RB

1991	Darrin Kenney	1st	T
1991	Brian Lafty	1st	TE
1991	Dave Bodmer	1st	WR
1991	Tom Hartman	2nd	DB
1991	John Phillips	2nd	K
1992	Andy Durkin	1st	C
1992	Jeff Mahalik	1st	DB
1992	Andy Chulok	1st	DE
1992	Joe Emrick	1st	DE
1992	Ken Bergmann	1st	DL
1992	Tim Kinney	1st	G
1992	Cory Sheridan	1st	RB
1992	John Phillips	2nd	K
1992	Lyle Wesneski	2nd	LB
1992	Dan Pease	2nd	T
1992	Brian Lafty	2nd	TE
1992	Ellio Domenick	HM	QB
1992	Ron Weist	HM	WR

MAC FREEDOM LEAGUE

PLAYER OF THE YEAR

Year	Name	Pos.
1995	Keith Cadden	QB
1996	Keith Cadden	QB
1998	Jason Marraccini	QB

COACH OF THE YEAR

Year	Name
1995	Frank Girardi
1996	Frank Girardi
1997	Frank Girardi
1998	Frank Girardi
1999	Frank Girardi

ALL-FREEDOM LEAGUE

Year	Name	Team	Pos.
1993	Scott Miller	1st	DB
1993	Jason Wood	1st	DL
1993	Tim Kinney	1st	G
1993	George Gilbert	1st	RB
1993	George Gilbert	1st	ST
1993	Lynn Hunter	1st	T
1993	Brian Lafty	1st	TE
1993	Clay McCarty	2nd	DB



Cameron Coleman earned three All-MAC nods from 1997-99, earning AFCA All-American honors in 1999.

MIDDLE ATLANTIC CONFERENCE AWARDS & HONORS

1993	Ken Bergmann	2nd	DL
1993	Andy Durkin	2nd	OL
1993	Tom Ralicke	2nd	P
1994	Scott Miller	1st	DB
1994	Lyle Wesneski	1st	DE
1994	Mike Downey	1st	OL
1994	Mike McCarty	1st	RB
1994	Steve Verton	1st	WR
1994	Tom Ralicke	2nd	P
1994	John Verton	1st	DB
1995	Jeff Cook	1st	K
1995	Brett Zalonis	1st	LB
1995	Michael Downey	1st	OL
1995	Jason Meyer	1st	OL
1995	Keith Cadden	1st	QB
1995	Steve Verton	1st	WR
1995	Tom Ralicke	2nd	P
1995	Brian Thompson	2nd	RB
1996	John Verton	1st	DB
1996	Jason Logue	1st	DB
1996	Brad Gilmore	1st	DB
1996	Shawn Bell	1st	DL
1996	Jeff Cook	1st	K
1996	Brett Zalonis	1st	LB
1996	Michael Downey	1st	OL
1996	Jason Meyer	1st	OL
1996	Tom Ralicke	1st	P
1996	Keith Cadden	1st	QB
1996	Jamie Allen	1st	RB
1996	Steve Verton	1st	WR
1997	Matt Cosgrove	1st	DB
1997	Mark Seagreaves	1st	DL
1997	Larry Farr	1st	DL
1997	Keith Jenkins	1st	DL
1997	Jeff Cook	1st	K
1997	Brett Zalonis	1st	LB
1997	Jason Meyer	1st	OL
1997	Tim Hart	1st	OL
1997	Don Grainey	1st	OL
1997	Jason Marraccini	1st	QB
1997	Brian Thompson	1st	RB
1997	Tim Dumas	1st	WR

1997	Mike Venango	2nd	DB
1997	Cameron Coleman	2nd	DE
1997	Steve Hill	2nd	RB
1998	John Scanlan	1st	DB
1998	Cameron Coleman	1st	DL
1998	Keith Jenkins	1st	DL
1998	Larry Farr	1st	DL
1998	John Shaffer	1st	K
1998	Jesse Gambone	1st	LB
1998	Mike Kemmerer	1st	OL
1998	Steve Hill	1st	P
1998	Jason Marraccini	1st	QB
1998	Brian Thompson	1st	RB
1998	Tim Dumas	1st	WR
1998	Jeff Tinney	2nd	DB
1998	Mark Seagreaves	2nd	DL
1998	John Mooney	2nd	OL
1998	Jake Maskerines	2nd	WR
1999	John Scanlan	1st	DB
1999	Sean Graf	1st	DB
1999	Jeff Tinney	1st	DB
1999	Cameron Coleman	1st	DL
1999	John Shaffer	1st	K
1999	Jesse Gambone	1st	LB
1999	Mike Spagnuolo	1st	OL
1999	Mike Kemmerer	1st	OL
1999	John Shaffer	1st	P
1999	Ryan Swailes	1st	QB
1999	Tim Dumas	1st	WR
1999	Mike McGough	2nd	LB
1999	John Mooney	2nd	OL
1999	Jason Davis	2nd	RB
1999	Jake Maskerines	2nd	WR
2000	Mike Spagnuolo	1st	OL
2000	Tim Deasey	1st	RB
2000	Mike Selvenas	1st	FB
2000	Joe Feerrar	2nd	QB
2000	Chris Dauber	2nd	WR
2000	Josh Albeck	2nd	OL
2000	Mark Seagreaves	1st	DL
2000	Ryan Rupprecht	1st	LB
2000	Sean Graf	1st	DB

2000	John Scanlan	1st	DB
2000	Jeff Tinney	1st	DB
2000	John Shaffer	1st	P
2000	Sean Graf	1st	ST
2000	Zack Latsha	2nd	DL
2000	Jesse Gambone	2nd	LB

MIDDLE ATLANTIC CONFERENCE DEFENSIVE PLAYER OF THE YEAR

Year	Name	Pos.
2011	Anthony Marascio	DL
2012	Kabongo Bukasa	LB

COACH OF THE YEAR

Year	Name
2008	Mike Clark

ALL-MAC

Year	Name	Team	Pos.
2001	Jake Davis	1st	DB
2001	Ryan Rupprecht	1st	LB
2001	Josh Albeck	1st	OL
2001	Tim Deasey	1st	RB
2001	Tom Zulkowski	1st	TE
2001	Matt Henrich	2nd	DB
2001	Ricky Lannetti	2nd	KR
2001	Matt Mendola	2nd	OL
2001	Kyle Bingaman	2nd	WR
2002	Matt Henrich	1st	DB
2002	Chris Roantree	1st	DL
2002	Jon Neve	1st	FB
2002	Matt Mendola	1st	OL
2002	Jared Morris	1st	RB
2003	Brian Kaspick	1st	DB
2003	Sean McGinley	1st	DL
2003	Chris Schrader	1st	K
2003	Luke Sterling	1st	LB
2003	Matt Mendola	1st	OL
2003	Ricky Lannetti	1st	WR
2003	Garrett Zoschg	2nd	DL
2003	Ricky Lannetti	2nd	KR
2003	Tim Schmidt	2nd	LB
2003	Dickie Houck	2nd	OL
2003	Phil Mann	2nd	QB



T.J. Chiarolanza became the football program's first MAC Scholar Athlete in 2010.

MIDDLE ATLANTIC CONFERENCE AWARDS & HONORS

2004	Brian Kaspick	1st	DB
2004	Lucas Baltz	2nd	OL
2004	Phil Mann	2nd	QB
2004	Matt Murdock	2nd	RS
2005	Matt Murdock	1st	DB
2005	Mike Kozak	1st	DL
2005	Luke Sterling	1st	LB
2005	Sean Murphy	1st	OL
2005	Tim Hartingh	2nd	DL
2005	Matt Mangold	2nd	FB
2006	Mike Monastra	1st	K
2006	Jim Williams	1st	OL
2006	Tim Mahoney	2nd	DB
2006	Tony Kopp	2nd	WR
2007	Ryan Yaple	1st	DE
2007	Bill Margetich	1st	TE
2007	Vreeland Wood	2nd	DB
2007	Ted Geurds	2nd	DL
2007	Mike DiPlacido	2nd	LB
2007	Patrick Taylor	2nd	OL
2007	Josh Kleinfelter	2nd	RB
2008	Nick Reese	1st	DB
2008	Ted Geurds	1st	DL
2008	Ryan Wagaman	1st	WR
2008	Chuck Belitto	2nd	DB
2008	Nathan Schrack	2nd	OL
2008	Patrick Taylor	2nd	OL
2008	Colin Dwyer	2nd	QB
2008	Josh Kleinfelter	2nd	RB
2009	Anthony Marascio	1st	DL
2009	Chuck Bellitto	2nd	DB
2009	Kevin Hoben	2nd	LB
2009	Josh Kleinfelter	2nd	RB
2009	Adam Paulhamus	2nd	TE
2009	Ryan Wagaman	2nd	WR
2010	Chuck Bellitto	1st	DB
2010	Ray Bierbach	2nd	DB
2010	Anthony Marascio	1st	DL
2010	Roger Jayne	2nd	DL
2010	Tim Okken	2nd	OL
2010	Zack Czap	1st	P
2010	Josh Kleinfelter	2nd	RB

2010	Ryan Wagaman	1st	WR
2011	Zack Czap	1st	K
2011	Zack Czap	2nd	P
2011	Anthony Marascio	1st	DL
2011	Ray Bierbach	1st	DB
2011	Cody Moyer	1st	OL
2011	Tim Okken	1st	OL
2011	Jared Strayer	1st	OL
2011	Matt Talerico	2nd	DB
2011	Ryan Fenningham	2nd	DB
2011	Kabongo Bukasa	2nd	LB
2011	Parker Showers	2nd	RB
2011	Roger Jayne	2nd	DL
2012	Cody Moyer	1st	OL
2012	Nate Oropollo	1st	DL
2012	Kabongo Bukasa	1st	LB
2012	Zack Czap	1st	P
2012	Parker Showers	2nd	RB
2012	Parker Showers	2nd	ST
2012	Jarrin Campman	2nd	WR
2012	Garrett Hartman	2nd	OL
2012	Dwight Hentz	2nd	DL
2012	Tyler Denike	2nd	DL
2012	Matt Talerico	2nd	DB
2012	Tanner Troutman	2nd	DB
2012	Tyler Jenny	HM	QB
2012	Nick Mongiello	HM	FB
2012	Andrew Wagner	HM	OL
2012	Roger Jayne	HM	DL
2012	Caleb Shertzler	HM	DB
2012	Jarrin Campman	HM	ST
2013	Craig Needhammer	1st	RB
2013	Dwight Hentz	1st	DL
2013	Tyler Denike	1st	LB
2013	Tanner Troutman	1st	DB
2013	Tyler Jenny	2nd	QB
2013	Matt Atkinson	2nd	WR
2013	Garrett Hartman	2nd	OL
2013	Kabongo Bukasa	2nd	LB
2013	Zack Czap	HM	P
2013	Zack Czap	HM	K
2013	Greg Kovacs	HM	TE

2013	Nick Mongiello	HM	FB
2013	Casey Strus	HM	OL
2013	Kyle Sullivan	HM	LB

MAC SCHOLAR ATHLETE

Year	Name	Pos.
2010	T.J. Chiarolanza	K

ACADEMIC ALL-MAC

Year	Name	Pos.
2013	C.J. Arhontakis	S
2013	Craig Needhammer	RB
2013	John Sibel	WR
2013	Kyle Sullivan	LB
2013	Ryan Umpleby	WR

ACADEMIC HONOR ROLL

Year	Name
1997-98	Aaron Franke
1997-98	Brett Zalonis
1997-98	Jason Fuller
1997-98	Joe Spang
1997-98	Matt Cosgrove
1998-99	Aaron Franke
1998-99	Jason Fuller
1998-99	Jason Murray
1998-99	Mitch Marzo
1999-00	Andy Cardillo
1999-00	Jason Fuller
1999-00	Jason Murray
1999-00	Joe Hanna
1999-00	Matt Krise
1999-00	Mitch Marzo
1999-00	Ryan Steele
1999-00	Ryan Swailes
2000-01	Andy Cardillo
2000-01	Chris Roantree
2000-01	Jason Murray
2000-01	Matt Krise
2000-01	Mitch Marzo
2000-01	Rob Houck
2000-01	Steph Chortanoff
2001-02	Andy Cardillo
2001-02	Brian Connors



Parker Showers was a three-time member of the MAC Academic Honor Roll, a semifinalist for the William V. Campbell Trophy and a CoSIDA Academic All-District selection. He was also a two-time All-MAC running back in 2011-12.

MIDDLE ATLANTIC CONFERENCE AWARDS & HONORS

2001-02	Chris Roantree
2001-02	Kyle Bingaman
2001-02	Randy Lattis
2001-02	Ryan Steele
2001-02	Steph Chortanoff
2001-02	Todd Leader
2002-03	Andy Hull
2002-03	Chris Roantree
2002-03	Dylan Dupuis
2002-03	Jeff Sokso
2002-03	Joe Dumas
2002-03	Mike Brubaker
2002-03	Nick Pinto
2002-03	Phil Mann
2002-03	Randy Lattis
2002-03	Steff Chortanoff
2003-04	Dickie Houck
2003-04	Dylan Dupuis
2003-04	Joe Dumas
2003-04	Nick Pinto
2003-04	Pete Semanoff
2003-04	Phil Mann
2003-04	Tim Hartingh
2004-05	Brian Gallagher
2004-05	Curt Schillinger
2004-05	Dylan Dupuis
2004-05	Glenn Smith
2004-05	Jim Williams
2004-05	Joe Dumas
2004-05	Matt Murdock
2004-05	Mike DePasquale
2004-05	Nick Pinto
2004-05	Phil Mann
2004-05	Tim Eskridge
2004-05	Tim Hartingh
2005-06	Brian Gallagher
2005-06	Curt Schillinger
2005-06	Don Burton
2005-06	Jim Williams
2005-06	Mark Helman
2005-06	Matt Murdock
2005-06	Mike DePasquale

2005-06	Sean Hanna
2005-06	Tim Eskridge
2005-06	Vreeland Wood
2006-07	Brian Gallagher
2006-07	Curt Schillinger
2006-07	Don Burton
2006-07	Jim Williams
2006-07	Mark Helman
2006-07	Matt Murdock
2006-07	Mike DePasquale
2006-07	Sean Hanna
2006-07	Tim Eskridge
2006-07	Vreeland Wood
2007-08	Billy Buhlman
2007-08	Chris Schmoyer
2007-08	Jake Crosetto
2007-08	Keith Boyer
2007-08	Sean Hanna
2007-08	Stewart Kirk
2007-08	Taylor Green
2007-08	Vreeland Wood
2007-08	Will Osgood
2008-09	Ben Rosa
2008-09	Jake Crosetta
2008-09	Mike Tucker
2008-09	Taylor Green
2009-10	Dan Cassidy
2009-10	Kyle Murren
2009-10	Matt Landsiedel
2009-10	Taylor Green
2009-10	Tim Okken
2009-10	Travis Leonarczyk
2009-10	Tyler Hoffman
2010-11	Dan Cassidy
2010-11	Jamie Reitzi
2010-11	Kyle McMahon
2010-11	Matt Landseidel
2010-11	Mike Grill
2010-11	Parker Showers
2010-11	Sean Kelly
2010-11	T.J. Chiarolanza
2010-11	Zach Klingler

2011-12	Jaime Reitzi
2011-12	Matt McGinley
2011-12	Parker Showers
2011-12	Ryan Boccagno
2011-12	Ryan McClure
2011-12	Tim Okken
2011-12	Zach Klingler
2011-12	Zack Czap
2012-13	Matt McGinley
2012-13	Ryan Boccagno
2012-13	Zack Czap
2012-13	Mike Ciotti
2012-13	C.J. Arhontakis
2012-13	Robbie Brodish
2012-13	John Sibel
2012-13	Cody Butler
2012-13	Craig Needhammer
2012-13	Kyle Sullivan
2012-13	Jude Bubeck
2012-13	Jaime Reitzi
2012-13	Parker Showers
2012-13	Zach Klingler
2012-13	Wesley Strayer
2013-14	C.J. Arhontakis
2013-14	Ryan Boccagno
2013-14	Robbie Brodish
2013-14	Jude Bubeck
2013-14	Mike Ciotti
2013-14	James Krizan
2013-14	Matt McGinley
2013-14	Craig Needhammer
2013-14	John Sibel
2013-14	Kyle Sullivan
2013-14	Ryan Umpleby

SPORTSMANSHIP TEAM

Year	Name	Pos.
2007-08	Vreeland Wood	DB
2008-09	Josh Kleinfelter	RB
2009-10	Adam Paulhamus	TE
2010-11	T.J. Chiarolanza	K
2011-12	Chris Kish	LB



Dwight Hentz was a two-time MAC Defensive Player of the Week, two-time D3football.com All-East Region and 2013 All-American defensive tackle.

MIDDLE ATLANTIC CONFERENCE AWARDS & HONORS

MIDDLE ATLANTIC CONFERENCE OFFENSIVE PLAYER OF THE WEEK

Date	Name	Pos.
10/10/1998	Jason Marraccini	QB
10/31/1998	Tim Dumas	WR
10/17/1999	Tim Dumas	WR
11/9/1999	Tim Dumas	WR
10/8/2000	Tim Deasey	RB
9/15/2001	Tim Deasey	RB
11/10/2001	Tim Deasey	RB
10/26/2002	Jared Morris	RB
10/15/2005	Glenn Smith	QB
10/27/2007	Mark Rosa	RB
9/22/2008	Josh Kleinfelter	RB
11/3/2008	Josh Kleinfelter	RB
11/17/2008	Josh Kleinfelter	RB
9/20/2009	Josh Kleinfelter	RB
10/18/2009	Adam Paulhamus	TE
9/26/2010	Josh Kleinfelter	RB
9/11/2011	Warren Oliver	WR
10/17/2011	Parker Showers	RB
11/4/2012	Craig Needhammer	RB
10/6/2013	Craig Needhammer	RB

DEFENSIVE PLAYER OF THE WEEK

Date	Name	Pos.
10/3/1998	Cameron Coleman	DE
10/17/1999	Cameron Coleman	DE
10/24/1998	John Scanlan	DB
9/10/2000	Sean Graf	DB
10/15/2000	Mark Seagreaves	DL
9/22/2001	Tim Schmidt	DB
9/7/2002	Matt Henrich	DB
9/22/2003	Sean McGinley	DL
9/29/2003	Nick Pinto	DB
10/27/2003	Matt Murdock	DB
11/10/2003	Ryan Repko	DB
11/17/2003	Brian Kaspick	DB
11/13/2004	Ryan Repko	DB
10/15/2005	Dave Van Nory	DT
10/15/2007	Mike DiPlacido	LB
9/22/2008	Chuck Bellitto	S

9/29/2008	Kyle Murrin	S
10/13/2008	Nick Reese	S
11/3/2008	Ben Rosa	LB
11/17/2008	Jim Daley	S
9/12/2010	Chuck Bellitto	S
9/26/2010	Anthony Marascio	DT
10/17/2010	Kabongo Bukasa	S
10/30/2011	Anthony Marascio	DL
9/9/2012	Nate Oropollo	DL
9/30/2012	Dwight Hentz	DL
10/7/2012	Nate Oropollo	DL
10/21/2012	Kabongo Bukasa	LB
9/29/2013	Dwight Hentz	DL
10/6/2013	Tanner Troutman	S

SPECIAL TEAMS PLAYER OF THE WEEK

Date	Name	Pos.
9/22/2003	Chris Schrader	K
11/12/2005	Mike Monastra	K
9/4/2007	Brad Shellenberger	P
9/29/2008	Ray Bierbach	PR
10/27/2008	Scott Erikson	K
11/17/2008	Scott Erikson	K
9/26/2010	T.J. Chiarolanza	K
10/10/2010	Zack Czap	P
10/17/2010	Zack Czap	P
10/10/2011	Zack Czap	P/K
10/24/2011	Zack Czap	P/K
11/13/2011	Zack Czap	P/K
9/16/2012	Parker Showers	KR
10/7/2012	Jarrin Campman	PR
10/28/2012	Zack Czap	P/K
9/29/2013	Zack Czap	P/K
10/26/2013	Zack Czap	P/K



ALL-TIME LETTERWINNERS



Frank Agnello
1955-58



Ronald Betts
1965-67



Robbi Bleistein
1976-79

-AAA-

Kent Adams	1996
Matt Adams	2013
Keith Agger	1978
Frank Agnello	1955-58
Fred Agnello	1956-59
Bill Ainsworth	1959,61-62
Bob Akin	1983
William Albanes	1968
Joe Albany	1988
Jesse Albeck	2001
Joe Albeck	1996-99
Josh Albeck	1999,01
Brian Alboucq	2001
Jeff Albrecht	1989
Rick Albright	1993
Mark Alexander	2008
Ken Allard	1965
David Allegor	1971
Todd Allegretto	1983-86
Adam Allen	1999-02
Bob Allen	1964-65
Jamie Allen	1996
Mike Allen	1997
Robert Allen	1995
Marty Allenbaugh	1959-62
Evan Alterman	2013
Vince Amabile	1989
Gary Amidon	1962
Bob Amis	1962,65-67
Tony Amoroso	1985
Hank Anderson	1985-86
William Andes	1965-68
Matt Andre	1999
Bill Andrews	1956
Richard Andrus	1965
Kyle Anewalt	1996
Bill Aquilani	1988
C.J. Arhontakis	2010-13
Antonio Arroyo	2010-12
Kenny Artur	2013
Mike Atiyeh	2003-04,06-07
Ryan Atiyeh	2005
Matt Atkinson	2010-13
Jack Atland	1990
Parker Auburn	1962
Donald Aurand	1959-60
Rick Auserm	2006-07
Uriah Aviles	2004-05
Dean Avillion	1989
Norm Azinger	1959
Lane Azzato	1970

-BBB-

Tom Babbony	2001-04
Matt Bachman	2008-11
Alex Baez	1995
Mike Bagnarelli	1987
Anthony Bagonis	1971-74
Lonnie Bagwell	1997-98

C. Bahuriak	1969-70
Tom Bailey	1995
Donald Baity	1954-55
Sean Baker	1994
Stan Baker	1962-63
Thomas Bakley	1968-69
Douglas Ball	1966-67
Lucas Baltz	2003-04
Adam Balulis	1988-91
Alex Baran	1964
Nick Barbieri	1987-90
Gene Barclay	1964-65
Ryan Barnes	1994
Mike Barnett	1982
Jim Barone	1981-82
Jason Barr	1999-00
Pat Barrett	1989-92
Larry Barretta	1983-86
Chuck Barry	1985-86
Doug Bartek	1996
Blake Barth	2006-09
John Barth	1966
Tyler Barth	2004-07
Andy Bartlow	1996
Dave Bauman	1983,85-86
Adam Beach	1992-94,96
Rick Bealer	1987-90
Dan Beamon	1999-00
Ryan Beaver	2010
Kevin Beck	1989
Ryan Becker	2005-08
Brandon Beddia	1996
Todd Beers	1994
Herbert Beezer	1969
Chris Beissel	2003-06
Barry Belgrade	1974-75
Malcolm Bell	2013
Shawn Bell	1993-96
Phil Bellino	1974-76
Bill Bellis	1992-93
Chuck Bellitto	2007-10
Craig Bender	1981-82
Brian Bendock	1992-93
Chester Bendowski	2004
Todd Benner	1985-87
Brandon Bennett	2003,05-06
Kyle Bennett	2009
Kevin Bennick	1991,93
Tom Bennie	2009
Joe Benny	1996
Gary Bepler	1963-66
Allyn Berg	1968
Roger Bergeron	2012
Ken Bergmann	1991-94
Paul Bergstrom	1971
Ken Berry	2000
Drew Bertellott	1999
Kevin Bettis	2013
Ronald Betts	1965-67
Paul Betyon	1968

John Betz	1980-83
Laurens Beyland	1963
Adam Bickford	2000-03
John Bickford	2000,02
Jake Bickley	2009
Ray Bierbach	2008-11
Brad Bieber	2013
Edward Biggio	1968-71
Richard Biggio	1967
Steve Bilous	2004-07
Georg Bilushis	1966
Kyle Bingaman	1998-01
Larry Birriel	1980
Jody Bitner	1986
Russ Bittenbock	1986-87
Corey Bittle	1988-90,92
David Bixler	2006-07
Brandon Blackiston	2011-12
Joe Blaschak	1960-61
Dave Bleistein	1974
Robbi Bleistein	1976-79
Matt Bloom	2011-13
Rich Bobrowski	1991
Ryan Boccagno	2010-13
Phil Boccella	1990-91
Brian Bockelkam	1994
Dave Bodmer	1988-91
Mark Boehm	1973-74
Don Bohensky	1956-57
Wayne Bohn	1955-57
Bill Bolding	2012
Kevin Boles	1996
David Bolton	1963
J. Bomgardner	2005
Charles Bonadio	1955
Brian Bond	1999-02
Sal Bongiorno	1996-97
Joe Bongiovanni	1968
Zach Boone	2009-10
Fred Bordley	2007-08
Ed Borkowski	1985
Thatcher Bornman	1979-82
Ty Bornman	1976-78
Josh Borrelli	2009-10
Jason Borrelli	1992-93
Tyler Botchie	2011-13
Jeff Botwinick	1987-88
Joe Boures	1982
Michael Boures	2011
Mike Boures	1981-83,85
Sami Bourizk	1990-93
Al Bouvier	1959-60
Paul Bowden	1965
Jack Bower	1959
Walter Bower	1964-67
John Bowers	1960
Michael Bowers	1998
Blake Bowman	2013
Dave Bowser	1985-86
Greg Boyd	1977



Jerry Butler
1975-78



Jarrin Campman
2009-12



George Connaghan
1981-83

Mike Boyda	1986
Harold Boyer.....	1969
Keith Boyer.....	2006-07
Larry Boyer.....	1988-90
Walt Boyer.....	1957-58
Mark Boyle.....	1982-84
Anthony Bracciale	1968-71
Mike Bracken.....	1993-96
Jason Brademart.....	1999
Jon Bradford.....	2010
Jason Brandemarti.....	2000-02
Scott Bray.....	1988-91
Phil Brazil.....	2001
Shane Breen.....	2006-09
Herbert Breezer.....	1968
Jim Brendle.....	1964-65
Kyle Brennan.....	2003-04
Mike Breslin.....	1981-83
Blaise Breslosky.....	2011
Dave Briggs.....	1991-92
Bryan Brill.....	2008
Tony Bringi.....	1982
Todd Broccolo.....	1987
Robbie Brodish.....	2010-13
Jeff Brook.....	1993-96
Brian Brouillar.....	1994
Marlin Brouse.....	1965-68
Chris Brown.....	1987
Dave Brown.....	1989,91-92
Derek Brown.....	2008
Doug Brown.....	1968
James Brown.....	1985
Paul Brown.....	1959
Ray Brown.....	1961-64
Scott Brown.....	1990
Tim Brown.....	2002-05
Wally Brown.....	1963-64
Mike Brubaker.....	2001-02
Jude Bubeck.....	2011-13
Joe Buchanan.....	1986
Alan Budinger.....	1971
Johnathan Buell.....	2006-09
Kabongo Bukasa.....	2010-13
Bill Bulmahn.....	2004-07
Todd Bumgardner.....	2006
Matt Buraczeski.....	1999-02
Alex Burawski.....	1993
Al Burba.....	1985
Mike Burd.....	1978-81
Rick Burd.....	1978-80
Chris Burda.....	1999
Jeff Burke.....	1988-89
Jim Burke.....	1986-87,89-90
Rusty Burke.....	1985
David Burns.....	2012-13
Damien Burton.....	2002-06
Don Burton.....	2004-05
Gerry Busk.....	1982
Vince Butaitis.....	1986-89

Andy Butler.....	2007-08
Cody Butler.....	2012
Jerry Butler.....	1975-78
Brian Butts.....	1997
Nelson Butz.....	2008

-CCC-

Keith Cadden.....	1994-96
Mario Caione.....	1973
EJ Calderoni.....	2007
Nick Calvert.....	2006-07
Brian Campbell.....	2012-13
Rasheed Campbell.....	1998
Jarrin Campman.....	2009-12
Gary Canfield.....	1993
Justin Capiello.....	2011
Lou Carboni.....	1982
Andy Cardillo.....	1997-01
Bill Carey.....	1985
Joseph Carl.....	1995
Jon Carpenter.....	2001-04
Seth Carper.....	2011-12
Manny Carpin.....	2006
Marc Carroll.....	2003
Tim Carroll.....	1981-82
W. Carruthers.....	1969
Jack Carson.....	1970-71
Carl Caserta.....	1977
Dan Cassidy.....	2007-10
Steve Cassidy.....	1989
Glenn Castiglia.....	1991-94
Evan Celmo.....	2010
Vince Ceritano.....	1990
John Cetrulo.....	1983
Herman Cetuk.....	1968
Scott Chadwick.....	1985
Howard Chambers.....	1965,67
Paul Chambers.....	1968-71
Woody Chambers.....	1966
Mike Chaput.....	2011-13
Thomas Charles.....	1971
Robert Chesney.....	1967-70
T.J. Chiarolanza.....	2009-10
John Chiavaroli.....	1960
Paul Chimock.....	1991
Ryan Chisdock.....	2010
Steff Chortanoff.....	1999-02
Dave Christensen.....	2000-02
Mike Chromey.....	1997
Kyle Chuff.....	2007-08
Andy Chulock.....	1987-89,91-92
Nick Ciambrello.....	2011
Phil Ciarrocchi.....	1989-90
Vince Ciaverelli.....	2010-11
Damien Cichocki.....	1992-93
Dave Ciculya.....	1987,89
Dominic Cioffi.....	1961-62
Mike Ciotti.....	2010,12-13
Dave Circulya.....	1988
John Ciurlino.....	2012-13

Matthew Clancy.....	2000
Justin Clark.....	2004-07
Mike Clark.....	1989-92
Eric Clarke.....	1991
Aaron Clemons.....	2013
Jonathan Coar.....	1992
Kevin Coates.....	2007
Randy Cober.....	1970
Mike Cohen.....	1962-65
Bob Cohick.....	1989-92
Tim Colbridge.....	2006
Peter Colby.....	1960
Dave Cole.....	1990
Cameron Coleman.....	1996-99
Tony Coletti.....	1992-95
Tony Colletti.....	2001
Jim Collins.....	1970
Shane Collins.....	2009
Shayn Collins.....	2010
George Connaghan.....	1981-83
Steve Connaghan.....	1979-81
Brett Connelly.....	1980-81
Brian Connors.....	2000-01,03
Mike Controvich.....	1998-01
Jim Conville.....	1982,85
David Cook.....	1992-94
Jeff Cook.....	1994-97
Josh Cook.....	2012-13
Matt Cookson.....	2012-13
Zach Cooney.....	2013
George Coppola.....	1965
Charlie Cornell.....	2010-11
Drew Corsilli.....	2000-03
Matt Cosgrove.....	1994-97
Joe Cosmello.....	2003-04
Rob Cospers.....	1996
Jim Costello.....	1959
Dexter Cottrell-Bush.....	2010
Pat Cotter.....	2009
Art Coup.....	1957
John Cox.....	1956-59
Tom Coyne.....	2005,07
Andy Craig.....	2007
Chuck Craigle.....	1982
Ben Cramer.....	2000
Dick Cramer.....	1955-56
Sean Cramer.....	1997
Tom Crater.....	1964-66
Kevin Crawford.....	1988-89
Jeff Creaegan.....	1992
Rick Credo.....	1970
Jeff Creegan.....	1991,93-94
Robert Crissman.....	1955
Jim Crognale.....	1976-79
Jim Crompton.....	2002-04
Jake Crossetto.....	2006-08
Mark Crowl.....	1989
Joshua Crull.....	2007
Alcides Cruz.....	1994-96
Dodd Cummings.....	1982-83,85



ALL-TIME LETTERWINNERS



Jake Davis
1999-02



Joe DeSimone
1989-92



Colin Dwyer
2006-09

Brian Cunningham..... 1982
 William Curley..... 1967-70
 Rob Curry..... 2001
 Robert Curry..... 1965-66
 Zack Czap..... 2010-13

-DDD-

Daniel D'Amico..... 1990-91,93
 Tony D'Antonio..... 1978
 Ramon Dacheux..... 1965-66
 Tom Dale..... 1962
 D. Dalesandro..... 1960
 Chris Dalessandro..... 2000-01
 Jim Daley..... 2007-10
 Gene Daly..... 1975-78
 Frank Damian..... 1987-89
 Tony Damiano..... 1980,82
 Jeff Danilovitz..... 1992-93
 Richard Dapra..... 1961
 Chris Dauber..... 1998-01
 Samuel David..... 1967-69
 Bill Davidson..... 1985
 Mike Davidson..... 1991
 Jake Davis..... 1999-02
 Jason Davis..... 1992
 Jason Davis..... 1996-99
 Nate Davis..... 2003-04,06
 Steve Davis..... 1997-98
 Vernon Davis..... 1996
 Mike Davison..... 1989-90,92
 Dwayne Day..... 1978-79
 Brian Deal..... 2001-02
 Kris Dean..... 1993
 Stephen Deao..... 2005-06
 Tim Deasey..... 1998-01
 Dane Deboer..... 2008
 Walter Decanio..... 2013
 Brad Decker..... 2002
 Chad Decker..... 2002
 Lou DeFebo..... 1955
 Chris Defino..... 1995
 Jon DeFoe..... 1987-90
 Jeff DeFrank..... 2006-07
 Bill DeHass..... 1967-69
 Ron Delaco..... 1965
 Chris Deitrich..... 1987-90
 Paul DeJoseph..... 1978-80
 Robert Delancy..... 1954
 Pat Delaney..... 1985
 Bob DelBono..... 1956-59
 John Delbono..... 1985
 Mike DelBuono..... 1999-00
 Gary Delescavage..... 1985
 Bob Delescavage..... 1983-84
 Bob DeLuca..... 1978,80
 Phil DeMarco..... 2003-04
 Wayne Demarest..... 1982
 William DeMeno..... 1954
 Steve DeMichele..... 1969-70
 Tyler Denike..... 2010-13

Paul Dennis..... 1986-88
 Ted Dennis..... 1986
 Mike DePasquale..... 2003-06
 John DePatto..... 1968-69
 Jack DePeters..... 1969
 James DeRose..... 1968
 Josh Derrick..... 1998-00
 Alex DeSanctis..... 2006-07
 Terry DeShong..... 1968
 Terry Deshong..... 1969
 Joe DeSimone..... 1989-92
 Kern Detleff..... 1968
 Mark Devaughn..... 1995
 Nick Devine..... 2009
 Colin Devlin..... 1989
 Steve Devlin..... 1989-90
 Paul DiCadeloro..... 1993,95-96
 Kevin Dick..... 1983-84
 Stanley Dick..... 1970
 Drew Dickey..... 1983
 Dave Dickson..... 1965-68
 Dan Diehl..... 1987
 Greg Dieter..... 1990
 Derek Dietz..... 2007
 Matt Diggan..... 2000,02-03
 Joel Digris..... 1991
 Leonard Diller..... 1960
 Dave DiLullo..... 1996
 Dennis Dimasio..... 2013
 Steve DiMichele..... 1971-72
 Anthony Dinelli..... 2008
 Larry DiPiano..... 1990-91
 Mike DiPlacido..... 2005-07
 Mike DiRocco..... 1998
 Tony DiSandro..... 1976-79
 Josh Dixon..... 2007-10
 Ryan Dixon..... 2004-07
 Ron Dombroski..... 1991
 Ellio Domenick..... 1990-94
 John Donahue..... 1976-78
 Drew Donaldson..... 2001
 John Donhue..... 1979
 Darryl Donlin..... 1985
 Bill Donovan..... 1963-64
 Steve Dorman..... 1989
 Dorner..... 1981
 David Dot..... 1962
 Rick Doubert..... 1986
 Dennis Dougherty..... 1986
 Cody Dougherty..... 2010-12
 Derrick Dougherty..... 1999-02
 Ed Dougherty..... 1988-91
 Jim Dougherty..... 1987-88
 Tim Dougherty..... 1982
 Doug Hinnershitz..... 1989
 Vaughan Downes..... 2001,03
 Michael Downey..... 1992-93,95-96
 T.J. Doyle..... 2007-09
 William Dragan..... 1969-72
 Matt Drakeley..... 1985

David Drauser..... 1965
 Darryl Dreese..... 1967-70
 Ricky Dreschler..... 1969
 Bob Drulis..... 1995-97
 Peter Dubrosky..... 1966
 Sean Duffy..... 2011
 Tom Dufner..... 1996-99
 Dugan..... 1981
 John Dugan..... 2009-11
 William Dugan..... 1954
 Joe Dukes..... 1982-84
 Joe Dumas..... 2001-04
 Tim Dumas..... 1996-99
 Dave Dunbar..... 1983
 Dave Duncan..... 1987-88
 Steve Dunkle..... 1995-97
 Dylan Dupuis..... 2001-04
 Andy Durkin..... 1989,91-93
 Colin Dwyer..... 2006-09
 Doug Dyer..... 1975
 John Dyer..... 1989-92
 Don Dyke..... 1959-61

-EEE-

Greg Ebbert..... 1977-80
 Jeremy Ebert..... 2003-06
 Josh Eck..... 1999
 William Eckert..... 1967
 Dale Edberg..... 1989
 Bill Eddis..... 1989-91,93
 Kendall Edwards..... 2011-13
 Mark Edwards..... 1983
 Tim Edwards..... 1989-91
 Ian Eisenhart..... 2009-11
 Dave Eisenhower..... 1972-74
 Chris Eiswerth..... 1992-93
 Rick Emmert..... 1987
 Joe Emrick..... 1989-92
 Logan Enders..... 2011
 Kevin Engelhard..... 1986
 Sean Engelman..... 2001-04
 Tom English..... 1966
 Donald Enigk..... 1954-55,57
 Mark Erb..... 2005-06
 Troy Erdman..... 1987-90
 Scott Erickson..... 2007-08
 Tim Eskridge..... 2002,04-05
 Samuel Esposito..... 1990
 Brad Esposti..... 2004
 Dan Evancho..... 1991
 Evans..... 1980
 Wesley Evans..... 1961

-FFF-

Brian Fahey..... 1992-93
 Ralph Faiella..... 1979
 George Fairchild..... 1967
 Shawn Faith..... 1993
 Mark Falcone..... 1980
 Mike Falcone..... 1996



Joe Feerrar
1998-01



Ted Geurds
2006-09



Sean Graf
1997-00

Angelo Fanelli.....	1970-73
Louis Fanelli.....	1998
Zach Fannin.....	2011-13
Matt Farley.....	1992-93
Larry Farr.....	1995-98
Zack Farr.....	2004
Farren.....	1980
Steve Fasulka.....	1985-86
Edward Fatula.....	1955
Eric Faust.....	1986,88-89
G Featherston.....	1969
Don Fedderoll.....	1957
Andy Fedore.....	1975-76
Joe Feerrar.....	1998-01
Ryan Fehr.....	2009
Charlie Felt.....	1982
Ryan Fenningham.....	2010-12
Kirby Fenton.....	1977-79
Richa Ferguson.....	1966
Jake Fiamingo.....	2001
Mark Finkelstein.....	1981-84
Nick Finn.....	2002-04
Nick Fiorini.....	1995
Rudy Fiorvanti.....	1970
Chad Fisher.....	1992-93
Floyd Fisher.....	1960-61
Richard Fisher.....	1954-56
Tom Fisher.....	1965
Ken Fitts.....	1980
Mike Flaherty.....	1984-87
Kody Flail.....	2011-13
Andy Fletcher.....	1982
Louis Fletcher.....	1962
Dick Flint.....	1958-59
Tyler Floyd.....	2010-11
Kevin Fluharty.....	1982
Brian Flynn.....	1983
Ralph Folino.....	1982
Gerry Foran.....	1995
Mike Force.....	1992
Franco Forgione.....	1996
Edward Forman.....	1967
Ryan Fortenbaug.....	1987-88
Nick Fortuna.....	1985,87-88
Peter Foster.....	1965-66
Brian Fousty.....	2010-12
Bob Fox.....	1977
Charles Fox.....	1965-68
Mike Fox.....	1997
Bob Fraizer.....	1989
Aaron Franke.....	1995-98
Martin Franke.....	1968-69
Dave Franklin.....	1970-73
Bob Frazier.....	1990-92
Rojer Frazier.....	2001-02
Aaron Frederick.....	2010-11
Jesse Freer.....	2012-13
Rusty Fricke.....	1983-86
Frank Frio.....	1983
Eric Fuast.....	1987

Mike Fueshko.....	1990
Jason Fuller.....	1996-99
Jason E Fuller.....	1996
Roy Fultz.....	1984-85
Bryan Funk.....	1996
Martin Furgeson.....	2010
Frank Fusaro.....	1977,79

-GGG-

Thomas Gaisford.....	1970
Brian Gallagher.....	2002-03
Frank Gallagher.....	1984-87
Jim Gallagher.....	1985-86
Tim Gallagher.....	1989
Jesse Gambone.....	1996-00
Rich Gardner.....	1991-93
Mike Gardy.....	1962
Chris Garr.....	1989-92
Clark Gaughan.....	1975-76
Tyler Geis.....	2010-11
Chris Geisel.....	2009-10
Conor Geisel.....	2010
Jack Geisel.....	1983-86
Scott Gelnett.....	1971
Erik Gennaro.....	1992-93
Edward Genthal.....	1967-69
Kevin Gentile.....	1985
Mike Gentile.....	2012-13
Matt Georgiana.....	2004-06
Michael Gephart.....	1970
George Gerber.....	1970-71
Ted Geurds.....	2006-09
Dave Gibbons.....	1985-87
Gene Gibbons.....	1988,90-91
George Gilbert.....	1992-94
Dick Gilchrist.....	1962
Mike Gillan.....	1991
Leonard Gillespie.....	1996
Jim Gillespie.....	1995
Joe Gillespie.....	1987-90
Pat Gilligan.....	1993
Brad Gilmore.....	1993-96
Mike Gilmore.....	1984-85,87-88
Paul Gimbel.....	1996
Dan Gindville.....	1991-93
Nate Gingrich.....	2010
Mickey Giordano.....	1999-02
Frank Girardi.....	1985-88
Jerry Girardi.....	1982-85
Rob Girling.....	2004-05
Tim Glavin.....	1981,83
Jim Glenn.....	1968-69
Joe Gmitter.....	1970-73
Ryan Godec.....	2005-08
Mike Godfrey.....	1998-99
Mario Godino.....	1993
Bryan Gofus.....	1996-99
Garrett Golden.....	2002-04
Porfirio Goncalves.....	1971-74
Clayton Good.....	2012-13

Zack Goodrich.....	2013
Wayne Goodrow.....	1970-73
Steve Goodwin.....	1988-89
Tom Gorman.....	1989
Tom Gornan.....	1992
D. Gottschall.....	1960
John Grabusky.....	1961
Bill Grace.....	1973-74
Marcus Grace.....	2002
Thomas Grace.....	1995
Tom Grace.....	1995-98
Joe Grady.....	1999-00
Sean Graf.....	1997-00
Brad Graffius.....	1990-91
Don Grainey.....	1995-97
Ed Grambo.....	2006,08
Mario Granata.....	1998
Bill Green.....	1971
Don Green.....	1964-65
Kelsey Green.....	1970
Taylor Green.....	2007-09
Wayne Green.....	1954
Matt Greim.....	2000-03
Michael Greiner.....	1968-69
Justin Grenoble.....	2001,03-04
Jim Gress.....	1960-61
Greg Gressens.....	1999-00
Nick Greyshock.....	1998
Frederick Grieb.....	1970,72
John Grier.....	1955-58
Sam Griest.....	1977
Mike Grill.....	2010
Bob Grillo.....	1976
Vince Grimes.....	1986-89
Ryan Grinde.....	2008
Carl Grivner.....	1971
George Grizzuto.....	1961-62
Brandon Grose.....	2001
Joseph Grosso.....	1970
John Groves.....	1992-93,95
Mike Groves.....	1991-93
Sean Grzebin.....	1991
Josh Gusler.....	2012
F. Gustkey.....	1960
Jordan Guttuso.....	2008-11

-HHH-

Paul Haas.....	1964-67
Ronnie Haas.....	1995-98
Brian Hackenberg.....	1993-94
Eric Hackenberg.....	2002
Denzil Hacker.....	1997-99,01
C Haczewski.....	1970
Rick Hagemeyer.....	1992,94
Ed Hagy.....	1984-86
David Hahn.....	2011-13
Dougless Hail.....	1967
Joe Haile.....	1998-01
John Haines.....	1964-67
John Hair.....	1961-63



ALL-TIME LETTERWINNERS



Matt Harvey
1987-90



Glen Hughes
2009-11



Roger Jayne
2009-12

John Hale.....	1985-86
David Hall.....	2003-05
Ryan Hall.....	2004-06
Jay Hallett.....	1985
Steve Halliday.....	2006-07
Steve Hand.....	1983
Phil Hanley.....	1998
Joe Hanna.....	1998-00
Sean Hanna.....	2005-07
William Hanna.....	1971
Nate Hanner.....	2004-07
Zack Hanner.....	2007-09
Myles Hannigan.....	1989
Jason Hannings.....	1989-92
Emery Hanscom.....	1956
Joe Hargis.....	2010-12
Len Harrington.....	1983
Mike Harris.....	1985,87
Rob Harris.....	1986
James Hart.....	1954
Tim Hart.....	1995-96
Ryan Hartey.....	1997-00
Tim Hartingh.....	2002-05
Garrett Hartman.....	2011-13
Tom Hartman.....	1988-91
Daniel Hartranf.....	1971
Bill Hartshorn.....	1987-90
David Hartsoe.....	1965
Justin Hartz.....	1999-01
Fran Harvey.....	1977-80
Joe Harvey.....	1983-86
Matt Harvey.....	1987-90
Nate Harvey.....	1996-99
Chris Hasara.....	1992-94
Ron Haslam.....	1982
Eric Hassenplug.....	1983
Jack Hatty.....	2004,06
Kyle Hauk.....	2011
Eric Hawk.....	1991-92
Robert Hawley.....	1969
Dick Hayes.....	1956
Richard Hayes.....	1954
Tim Heagy.....	2006-08
K. Heideger.....	1974
Tom Heim.....	1972-74
Neil Heimsoth.....	1980-82
Kenton Heinbaugh.....	2013
Dan Heinrichs.....	2013
Matt Heintz.....	1997
Dustin Heintzelman.....	2004-07
Mark Helman.....	2006
Matt Helverson.....	1993
William Henderson.....	1995
Bill Hendricks.....	1987-90
Sean Hennigar.....	2000-03
Barry Henninger.....	1969
Matt Henrich.....	1999-02
Dwight Hentz.....	2010-13
Alan Hepler.....	1971
Jim Hepler.....	1989-92

Roger Herriman.....	1990
Hersh.....	1980
Brandon Hescocx.....	1996-98
George Hetrick.....	1989-92
Gary Hettler.....	1995
Bill Hicks.....	1993
Seth Hicks.....	1999-02
Bob Higgins.....	1964-67
David Higgins.....	1965-66
Marcus Hile.....	2010-12
Richard Hiler.....	1968
Steve Hill.....	1995-98
Dave Hilling.....	1997-98
Dave Himes.....	1954,56-57
Josh Himmelberger.....	2011-12
Adin Hines.....	2013
Brian Hines.....	1987
Steve Hinkel.....	1965-66
Thomas Hinkle.....	1968,70-71
Doug Hinnershit.....	1989
C.J. Hinson.....	2008-09
Joe Hirsch.....	1982-86
Tom Hirschmann.....	1982-84
Kevin Hoben.....	2007-09
Warren Hoberman.....	1954
Steve Hockley.....	1962-65
John Hoernig.....	1968-69
Bill Hoff.....	1986-88
Jay Hoffert.....	1970-71
Dean Hoffman.....	1987-90
Eric Hoffman.....	1986-87
Joe Hoffman.....	1991-92
Tyler Hoffman.....	2008-09
Sam Holden.....	1968-69
Paul Holloman.....	1988-90
Brad Holmes.....	1991-94
Justin Holt.....	1999
Scott Holt.....	1988-91
Ryan Holthaus.....	1987
Craig Hook.....	1991-93
Ralph Hook.....	1968-71
Tim Hook.....	2007-10
Chuck Hoover.....	1979-81
Ray Hoover.....	1954
Ron Hoover.....	1977-80
Sean Hoover.....	1987-90
Hal Hopkins.....	1959
Steve Hornbaker.....	1992-93
Joel Horner.....	1995
Jim Horvath.....	1960-63
Jon Hostage.....	1982
Dickie Houck.....	2000-03
Rob Houck.....	1999-00
Keith Household.....	1990
Mike Houseknecht.....	1989-90
Scott Houser.....	2011-12
Logan Houtz.....	2010-11
Nate Houtz.....	2002
Chris Howell.....	1983-86
John Hoy.....	1986

Charles Hoyt.....	1977-79
Fran Hoyt.....	1978
George Huckaby.....	1964-66
Mike Hudak.....	1990
Bailey Hughes.....	2013
Clay Hughes.....	1992-93
Glen Hughes.....	2009-11
Steve Hughes.....	1981-82
Jim Hunt.....	1981-83
Lynn Hunter.....	1992-93
Tom Hurlbrink.....	1982

-III-

Denny Imler.....	1963
Chris Iori.....	1999
Tom Irvine.....	2012
Tom Irwin.....	1992-93,95
Ed Isenberg.....	1988-89
Dan Isgro.....	1977-79
Ernie Isgro.....	1979
Shawn Ivie.....	1990-91

-JJJ-

Jeff Jacavage.....	2001-04
George Jackson.....	1970
Ted Jackson.....	1996-97
Ron James.....	2006-07
Jerry Jamison.....	1967
Joseph Janson.....	1971
Shawn Jayman.....	1997
Roger Jayne.....	2009-12
Ethan Jeffries.....	2012-13
Jarrett Jeffries.....	2012-13
James Jeffries.....	1975-77
Keith Jenkins.....	1995-98
Lock Jennings.....	1973-74
Tyler Jenny.....	2011-13
Tom Jerris.....	1976-78
Jimmie Stevenson.....	2007
John Joe.....	1955-58
Charlie Johanne.....	1959
Paul Johanson.....	1965
Eric John.....	1986-87
Bob Johnson.....	1971-72
Brandon Johnson.....	2000-03
Brett Johnson.....	1999
Colin Johnson.....	2010
Cory Johnson.....	1993
Dominic Johnson.....	1974-77
John Johnson.....	1973-75
Keith Johnson.....	1995
Robert Johnson.....	1954
Warren Johnson.....	1965-66
Eric Johnston.....	1997
John Johnston.....	2004,06-07
Bob Jones.....	1965-66
Grant Jones.....	1959-61
John P. Jones.....	1996
Ken Jones.....	1982-84
Matt Jones.....	1995



Seth Keller
1961-64



Tony Kopp
2002-06



Brian Lafty
1990-93

Nate Jones.....	2010-12
Robert Jones	1959-60
Chris Jordan.....	2001
John Jordan.....	1976-78
Ken Jordan	1986-87
Vincent Joy.....	1969-72
Joe Joyce	1974
Matt Joynes	1986
Mike Juba	1999-02
Dan Jurich	1998
Steve Jusick.....	1962-63

-KKK-

Dick Kaiser.....	1985-87
Dick Kaluza.....	1954-57
Sean Kane.....	2003
Tom Kanton.....	1990
Tyler Kapinus.....	2012-13
Richard Karlsen.....	1971
Brian Kaspick.....	2001-04
Charles Kauffman	1967-70
Glenn Kauffman	1962
Mike Kaye.....	1984
Dan Keane.....	1983-84
John Kearney	1982
Wesley Keen	2000-02
Phil Kehoe.....	1986
Jack Keihl.....	1995-96
Bill Keim.....	1982-85
Jim Keisling.....	1968-69
Matt Keisling	1992
Rodney Keller.....	1968-69
Seth Keller.....	1961-64
Brett Kelley.....	2006-07
Todd Kelley	1989
Dennis Kelly.....	1968
Matt Kelly.....	1988
Sean Kelly.....	2009-10
John Kemmerer.....	1990
Mike Kemmerer.....	1996-99
Kyle Kempton	1990
Matt Kennedy	1997
Preston Kennedy	2009
Ronald Kennedy.....	1967
Darrin Kenney.....	1988-91
Nate Kenthack	2008-09
Chris Kenworthy	1983
Alan Kenyon	1962
Christopher Kerr.....	1965-66
Detlef Kern	1969,71
Mike Kern	1982-85
John Kerns.....	1967
Rich Kessler.....	1983-86
Andy Ketner.....	1965,67-68
Russell Keyser.....	1995
Vahan Khoyan.....	1962
Jim Kidd	1986-87
Mike Kiefer	1986
Jack Kiehl.....	1993
Jerry Kilkenny.....	1996-99

Bill Kilpatrick.....	1976-79
Gerald Kimble.....	1973
Josh Kimmel.....	2011-12
Paul Kimmel.....	2011-12
Frank Kindler.....	1974-76
Don Kinney	1987-89,91
Shawn Kinney.....	1988
Tim Kinney	1990-93
Stewart Kirk	2006-07
Chris Kish.....	2008-11
Scott Kish.....	2006-08
Bruce Kisthardt.....	1959
Dan Klebon	1978
Joe Klebon	1974-75
Nick Klein.....	2008
Josh Kleinfelter	2007-10
Zach Klingler	2009-12
Doug Klopp	1990
Norwood Klotz	1977
Rob Klumpp.....	1991-94
Josh Knecht	2003
Corey Knepp.....	2012
Chris Knipe.....	2003-04,06
Rodney Knock.....	2006
Tim Kobrzynski.....	1982-83
John Koch.....	2011
Richard Koch.....	1954
Timothy Koch.....	1971
Martin Kochanov	1967
Kris Kofer.....	1990-91
Robert Koller	1971
Mike Kollhoff.....	1984-87
Rick Kondan.....	1984-86
Michael Konrad	2013
Bryan Kopersky	2005
David Kopitsky.....	1967-70
Tony Kopp	2002-06
W. Koppenheffer.....	1971
Mike Koprowski.....	1988
Dick Korzun	1963
Paul Kotulak.....	1976
Greg Kovacs.....	2010-13
John Koval.....	1963-66
Steve Kovitch	2004
Andy Kowalick.....	1979-82
Mike Kozak	2002-05
Tommy Kramer	2013
Chad Krause	2000
David Krauser.....	1964-66
Ronald Krauss	1965
Karl Kraynanski	1982
John Krebs	1959
Mark Krebs.....	1985-87
C. Kreilick.....	1960
James Kreilick.....	1960
Todd Kreisher	1982-83
Roger Kreutzer.....	1999-02
Bill Kribbs.....	1966-68
Cam Kriner	2011-13
Matt Krise	1998-00

James Krizan.....	2012-13
Harry Kuchka.....	1972-73
Kevin Kukan.....	2007
Alan Kulick	1982-83
Bob Kulick.....	1986
Shawn Kulp.....	1993
Larry Kunes.....	1967-70
Lloyd Kurth	1984
John Kuska.....	1971

-LLL-

Tim LaBoria.....	1965-66
Dave Laboski.....	1986-87
Tom Lacey	1964
Keith Lachawiec.....	1996
Scott Lackey	1987
Brian Lafty	1990-93
Noah Lake	2012-13
Garth Lakitsky.....	1988-89
Jim Laky	2005-08
John Lamb	1965-67
Jake Lamphere	2008-09
Chris Landmesse.....	1987
Matt Landsiedel	2007-10
Tony Landy.....	1998
Ricky Lannetti	2000-03
Jerry Lanoza	1988,90
Brian Laszewski	1962
Lee Laszewski.....	1962
A. Latagliata.....	1970-71
Tom Latcavage	2000
Zach Latsha.....	1999-02
Randy Lattis.....	2000-02
Tom Laut.....	1989-90
Steve Lawrence	1982-83
Chris Lazevnick.....	1991
Brian Lazewski	1960-62
Todd Leader.....	2000-02
Jesus Lee.....	1995-98
Trent Lee	2011-13
Mitch Lefave	1996
Nick Leffredo.....	1993
Eric Lehman.....	2010
Doug Lehr	1983
Tom Lemon.....	1996
Jerry Lenoza	1989
John Lentz	1960
Steve Lenz.....	1986-87,89
Joe Lenza.....	1989-90
Travis Leonarczyk	2006-09
Kevin LeSage.....	2002-05
Tom Letcavage	1999
Jim Levens.....	2007
Ryan Levy	2000
Brian C Lewis	1995
Dick Lewis.....	1964,66
Jim Lewis	1996
Richard Lewis.....	1965,67,70
Matthew Licci.....	2006-09
Cameron Lindh.....	2013



ALL-TIME LETTERWINNERS



Bill Margetich
2004-07



Sean McGinley
2000-03



Jason Meyer
1995-97

Harold Lininger	1961
Scott Lipschutz.....	2006-07
Jason List	2000-01
Jeffrey Lister	1971
Justin Livingston.....	2008
David Loats.....	2008
Steve Lobel.....	1991-92
Nathaniel Lodge	1970-71
Jason Logue.....	1993-96
Frank Lombardo.....	1996-99
Clyde Long.....	1964,66
Jim Long	1982
Paul Looney.....	1958
Leonard Loper	2002,04-06
Darren Lord.....	1998
Brett Lorson.....	2006
Harry Losch.....	1961-62
Elmer Losey.....	1968-69
Elliot Love.....	1996,96-97
Gary Lowe	1992-93
Matt Luccarelli	1991-92
Albert Lucci.....	1971
Rick Luchini.....	2003,05-06
Ben Luci.....	1988-91
Tony Luci.....	1990-93
Clarence Lutz.....	1960-61
Henry Lutz.....	1961
Tim Lutz.....	2006-07
Frank Lynch.....	1990
Matt Lynch.....	1998
Rob Lynn.....	2013
Tim Lyons	1986
Bill Lytle.....	2013

-MMM-

Robert MacAdams.....	1960
Don MacCurdy.....	1963
Dustin Mace.....	1999-02
Bob Machalowski	1988
Carmen Mack.....	1970
Mike Mack	1996
Josh MacNamee	1993
Tyler Maconaghy	2011
Maggs.....	1980
Wes Maggs.....	1954
Jeff Mahalik.....	1989-92
Brad Mahoney	1997
Darren Mahoney.....	2008-09
Tim Mahoney.....	2003-06
Matt Malecki.....	2012-13
Steve Maliesky	1975
Eugene Malnati.....	1961
Jake Manfredi.....	2011
Nathan Mangan	1993-96
Marc Mangianacc	1993
S. Mangiaracina.....	1995
Paul Manginelli.....	2006
Wilfred Mango	1959
Matt Mangold.....	2001-05
Jim Manley.....	2002

Phil Mann	2001-04
Wayne Manual.....	1970
Anthony Marascio.....	2008-11
Adrien March	1968-70
Bill Margetich	2004-07
Nick Marianacci	1994
Andy Marino.....	2006-08
Anthony Marion.....	1989-92
David Markle	1968
Randy Marotto.....	1992,94
Jason Marraccini	1995-98
Alex Martin	2013
James E. Martin	1968-69
Phil Martin.....	1996-97
Dave Martini.....	1986
Jim Martini	1981-83
Mark Martini.....	1982
Bob Martz.....	1958
Byron Martz.....	1972
Duane Martzall	1987
Mitch Marzo.....	1997-00
Keith Masker.....	1986
Jake Maskerines.....	1996-99
Dan Mathews	1999-01
Dave Mathews.....	1998-00
Bob Matoushek	1983,86
Jason Mattioli.....	1993-94
Adam Mattis.....	2001-04
Jim Matula.....	1995
Jared Maurer	2002-03
Tony Mazzatesta	1990
Ryan McAdams.....	2006
Pat McAfee.....	2007-09
Cory McAndrews	2006-09
Richard McBrinn.....	1967-70
Ed McCabe	1979
Ken McCabe	1971-74
Rick McCabe	1993
Keith McCarthy.....	1990
Kevin McCarthy.....	1991
Pat McCarthy.....	1982-83
Ryan McCarthy	1996-99
Clay McCarty	1991-94
Mike McCarty.....	1991-94
Don McCauley	1972
Tim McCauley	1983
Jeff McClintock.....	1990
Gary McClure	1992
Ryan McClure.....	2010-12
Dick McCormick.....	1964
Jim McCormick.....	1958
Steve McCormick.....	1984-86
Pat McCullough.....	1986
Kevin McDevitt.....	1983
Scott McDevitt.....	1981-82
John McDonald.....	1968-71
Glen McDowell.....	1977
John McEachern	1977
Gerry McElhenny	1998
Brett McElhenny	1993

Charles McEvoy.....	1959
Justin McEwen.....	1992
Jim McGill	1993
Matt McGinley	2010-13
Sean McGinley.....	2000-03
Jerry McGinn.....	1976-77
Jack McGlone.....	1998
Don McGorry.....	1989-90
Mike McGough.....	1996-99
Norm McGraw	1955-57
Andrew McGreevy	2010-13
Luke McGreevy.....	2011
Dan McGroary.....	2007-08
Dave McHale.....	1982-84
Tom McHugh.....	1967
Tom McHugh.....	1995-97
Chris McIntyre.....	1982
Bryan McKee	2008-09
John McKernan	1982
Neal McLaughlin.....	1987
Kyle McMahan.....	2010
Des McManus.....	1962,64-65
Desmond McManus	1963
Zack McMenamin.....	2011-13
Brian McNamara	1983-86
Kevin McNamara.....	1992
Pat McNamara	2009-12
Mike McNelis.....	2000
Pat McNelis.....	2000
Gerard McNesby	1970
Kevin McNichola.....	1988
John McShaffery.....	1993
Kevin McVey.....	1976-78
Dave Meadows.....	1993
Chuck Mecca.....	1999
Jay Meikrantz.....	2006-07
Tom Mellon.....	1983
Sean Melvin	1986-87
Matt Mendola	2000-03
Terry Merante.....	1991
Arturo Mercado.....	2010
Merrill Sgromolo.....	2009
Burry Mervine.....	1989
Bob Mesaros.....	1970-73
Pete Metzgar	1995
Jason Meyer.....	1995-97
Bob Meyers.....	1963-66
S. Michele	1971
Scott Middlekauff.....	1983-84,86-87
Joe Migliarese	1982
Ryan Mihoci.....	2011-13
John Mikus.....	1982
Nick Milardo	2008-11
Andy Miller.....	2000-03
Bob Miller	1965
Fran Miller	1975,77-78
James Miller.....	1955
Jeff Miller.....	1963-66
Jim Miller.....	1956-58
John Miller	1999



Scott Miller
1991-94



Bill Olsen
1967-70



Ken Polcyn
1954-57

Kevin Miller	2006
Marc Miller	1971
Mike Miller	1964
Robert Miller	1998-99,02-03
Scott Miller	1986-87
Scott Miller	1982
Scott Miller	1991-94
Steve Miller	1967-69
Tom Miller	1991
Wayne Miller	1964-67
Carl Milletary	1964-65
Joe Milliken	1988-91
Bob Miloszweski	1965
Jeff Minetti	1999-00
Nate Minium	1999
Steve Minnick	1979
Austin Mital	2013
Brian Mitchell	2004
George Mitchell	1966-67
Henry Mitchell	1966
Paul Mitchell	1992
Matt Mizikoski	2004
Joe Mnick	1957-58
Kirby Moist	2013
Niall Monaghan	2006
Mike Monastra	2005-06
Nick Mongiello	2011-13
Joe Montagnino	1974-75
Mike Montague	1986-87
Jim Montesano	1973
John Montgomery	1969
John Mooney	1997-99
John Moor	2002-04
Alex Moore	2009-10
Doug Moore	1996
Ethan Moore	2008-09
Josh Moore	2009
Bob Moran	1982-83
Jerry Moran	1996
Jim Moran	1996
A.J. Morgan	2012-13
Chuck Morganti	1989
Matt Moriarty	2010
Chris Mork	1980-81
Frank Morogiello	1976-77
Tim Moroney	1986-87
Chris Morral	1995-97
Tim Morrin	1981-82
Jared Morris	1999-02
Keeghan Morrison	2013
Steve Mosey	1985
Joe Mosser	1996
Paul Motta	1955-58
Cody Moyer	2009-12
David Moyer	1960
Mike Moyer	1994-95
Robert Moyer	1969-72
Rue Moyer	2003
Brad Moyle	1993
Charles Mueller	1964

Dan Mulgrew	2002-05
Glenn Mullen	1987-88
Clifford Munyan	1971
Matt Murdoch	2003-06
Nate Murphy	2009-10
Sean Murphy	2002-05
Dan Murray	1977,79
Jason Murray	1997-00
Kevin Murray	2006
Kevin Murray	2005
Kyle Murren	2007-09
Paul Murtagh	2009
Ted Muscara	1982-83
Steve Musser	1963
Terry Musser	2008
Jim Muth	1988-91
John Myers	1968-70

-NNN-

Steve Nagle	1982-83
Jason Nalewak	1991-93
Abdul Namoya	2011
Ed Naniewicz	1992
Jim Nardella	1964-67
Bill Naulty	1986
Tom Navarro	1989-90
Casey Nealon	2008
Brock Nearhoof	2002-03
Craig Needhammer	2011-13
Gunther Nellen	1968-71
Chris Nemits	2011-12
Vic Nestico	1988
Mike Neuman	2013
Jon Neve	1999-02
Joe Nicholas	1955-56
Rocco Nicolino	2007
Joe Niklaus	2006
Dave Nocera	2006-08
Kevin Nodis	1989
Dave Nolan	1978-79,79-82
Michael Noll	2011
Joe Noone	1980-83
Jimmy Nottingham	2011-13
Ed Novakoski	1990-92
Lee Noviello	1972

-OOO-

Tyler O'Connell	2012-13
Pdraig O'Conner	2008
Bill O'Connor	1974
Dave O'Connor	1964-66
Jim O'Day	1988
Kevin O'Donnell	1996
J. O'Halloran	1970
James O'Malley	1984-87
Terry O'Neil	1978
Mike O'Rourke	2008-11
Jeff Oakley	1991-94
Jim Offner	1986
Matt Ogden	2010-12

Keith Okken	2010,12
Tim Okken	2008-11
Stan Okotkewicz	1958-60
Vic Olear	1986-89
Warren Oliver	2010-11
Bill Olsen	1967-70
Jason St. Onge	2002-03
Pete Onorati	1971-74
Jeff Opperman	1988
Bob Orndorff	1985
Nate Oropollo	2009-12
Will Osgood	2007
Justin Ossont	2010
Joe Ostrowski	2003-04
Tom Ostrowski	1969-72
Kris Otranto	1995
Tom Ott	1989,92
Levi Overdorff	2007
Dale Overley	1967-69
Bill Ozark	1987

-PPP-

Vince Pabst	2007
Mark Pacchiano	1992-95
Domenic Pacitti	1980-83
Andy Packer	2007
Pat Padden	1988-89
Mike Padula	1996
Joe Palko	1989
John Palko	1983
Dan Palmer	1993
Gary Palmer	1969
Matt Parcels	1986
Jason Pare	1997-98,00
Randy Parker	1964-67
Matt Parks	1992
Daulton Parmer	2013
Joe Parsnik	1982-85
Randy Parsons	1973-76
Jeff Pascoe	1991
Jeff Pattay	1995-98
John Patterson	1992
Matt Patterson	2012-13
James Patton	1993-94
Adam Paulhamus	2008-10
Pavalko	1976
Joe Pawlowski	2013
Mike Pearson	1987-90
Dan Pease	1991-92
Mickey Pease	1978-81
Mike Peckman	1982
Tom Peifer	1991-94
Pat Persun	1989
Stephen Petak	1969
George Peters	1958
Morgan Peters	1960
Daniel Peterson	1969-72
Kyle Peterson	2006
Phil Peterson	2008-11
James Petrovito	1967



ALL-TIME LETTERWINNERS



Ray Radomicki
1974-77



Ryan Rupprecht
1998-01



John Scanlan
1997-00

Jake Phillips	2011
John Phillips	1989-92
Tom Phillips	1986
Mike Piancone	1996-97
John Piatkowski	1992
Daniel Picketts	1967-69
Tony Picozzi	1983
Karl Pielemeier	1982
Pat Pierce	1960
Tom Pietrzak	1982-84,86
Thomas Pifer	1960
Mike Pinto	2006
Nick Pinto	2001-04
Mike Piotrowicz	2002-04
Jason Piro	1997
Andy Pisulak	1975,77
Leon Plocha	1980
Michael Plunket	1971
Ron Podrasky	1964-66
Ken Polcyn	1954-57
Joe Pollaro	1991
Austin Pollick	2013
Chicky Pollick	1984-87
Roger Poorman	1968,00
Dennis Porcaro	2009
Thomas Porter	1967-70
Wade Post	1990
Wayne Pratt	1983
Josh Pray	2007
Rob Pressley-Harris	2011
Jeff Price	1987-88
Rich Price	1989
Bob Prindible	1966
Nikolai Pritchkyk	2013
Josh Probst	1998
Richard Profett	1968
Jeff Prowant	1977
Mike Prowant	1974-77
F. Puchany	1971
Jim Pudish	1987-90
Dre Purdy	2009

-RRR-

Don Race	1970
Chris Rada	1994
Ray Radomicki	1974,76-77
Steve Radomicki	1974
Dave Raimondo	1988-89
Howard Rainey	1983-84
Tom Ralicke	1993-96
Mike Rantuccio	1984-85,87-88
Eric Rapp	1995
Mike Ratay	1992
Chris Raupers	2013
Ed Receski	1956-59
Dan Redmond	1964
Don Reed	1962
Eric Reed	1990
Jim Reed	1970
Lee Reed	1963

Opie Reed	1958-61
Ron Reed	1973
Mike Reese	2008-10
Nick Reese	2005-08
Ron Rega	1992,94
John Regener	1970
Joe Regenski	1995-98
Dennis Reilly	1973-74
Timothy Reilly	1969-71
Rich Reimold	1954-57
August Reinhardt	1965-69
Todd Reischer	1998
Ron Reitz	1961-63
Jaime Reitzi	2009-12
Cody Remaley	2011
Rencurrel	1958
Heath Renninger	1991
Nick Renzi	1974
Ryan Repko	2003-06
George Retmanski	1974
Chet Reybitz	1992
Jermaine Reyes	2011-12
Spencer Reynolds	1992-95
Dennis Reynolds	1962
Gary Rhinehart	1983
Cale Rice	2013
Mark Rice	1993,95-96
Tom Rice	1974-77
Jim Rich	1972-75
Scott Richards	1989-91
B. Richardson	1960
Burt Richardson	1957-60
Doug Richardson	1967,69-70
Brice Rickard	2008-10
Todd Riescher	1999-00
Jim Riley	1987
Timothy Rinaldi	1971
Dave Rindgen	1971,73
Dennis Ritchie	2000
Mike Ritter	1992
Rob Ritter	1993
Wade Ritter	1980-83
John Rizzo	2010
Chris Roantree	1999-02
Jeff Robbins	1983-84
Keith Roberts	2009
Peter Roberts	1963
Chris Robinson	1995-96
Kevin Robinson	2000
T.J. Robinson	2008
Nate Robley	2008
Kris Roccograndi	2013
Dave Rodden	1983
Jim Rodgers	2001
Gaspar Rodrique	1977-78
Ed Roecker	1962-65
Jim Rogers	2000,02-03
Arthur Rohde	1970
Paul Roken	2003
Ron Rolegn	1955

Seth Rolko	2008
Jack Roller	1954
Robert Romagnino	1967
Matt Romano	1991-92
Ryan Romanoski	2002
Larry Romeo	1970-71,73
Mike Romeo	2004
Ben Rosa	2007-08
Mark Rosa	2007-09
Ron Rosati	1985-87
Jeremy Rosborough	2011-13
K. Rosenhoover	1971-74
Mike Rosiak	1982
Edward Rosko	1969
Dan Ross	1966-68
Jim Ross	1964,66-67
John Ross	1999-00
Denny Rossman	1964-67
Jeff Roth	2004
Jay Rubino	1977-78
Dillin Rudloff	2009-10,12
J.B. Ruffenach	1986
Jonathan Rummel	2013
Zachary Rupp	2005
Ryan Rupprecht	1998-01
John Ruskey	1981-83
David Russell	1969
Walter Russell	2011
Walter Ruszczyk	1970
Cory Rutter	2002-05
Ron Rutz	1962
Andy Ryan	1979-81
Bill Ryan	1995
David Ryan	2008,10-11
Mark Ryan	2006-08,10
Ed Ryscavage	1982-84

-SSS-

Edward Sabatini	1967
Sagaria	1965
Sam Sagaria	1964
Greg Sago	2004,06
Jeffrey Salman	1970
Harry Salvaggio	1968-71
Joe Samko	1965-66
Brady Sandercock	2008-09
Pete Sankus	1981-83
Mike Santoleri	1979-82
Bruce Sawyer	1971
Jim Saylor	1992
Sean Saylor	2008-11
John Scanlan	1997-00
Matt Schaeffer	1997-99
Pete Schaeffer	1966
Jim Schank	1986-87
P. Schannauer	1970-71
John Schiazza	1996-99
R. Schiccatano	2004-05
Sam Schiccatano	1972-73,75
Curt Schillinger	2005-06



Caleb Shertzer
2009-12



Mark Sitler
1982-85



Matt Talerico
2009-12

Tim Schimdt	2000
Mike Schlichtig	1988
Joe Schmid.....	1981-84
Tim Schmidt	2001-03
Chris Schmoyer	2006-07
Robert Schneider.....	1954
John Scholten	1968
Doug Schonewolf.....	1979-82
Nathan Schrack	2006-08
Chris Schrader.....	2003-04
Phil Schron	2012-13
Jason Schultz	1993-95
Corey Schuster.....	2009-12
Michael Schweder.....	1967-70
Keith Schweppen	1982
Damien Scicchitano.....	2006
William Scionti	1967
Bobby Van Sciver.....	2008
Brandon Scott	2010-11
Paul Scott.....	1977-79
Jay Seagreaves.....	2000-02
Mark Seagreaves.....	1997-00
Mike Sechrist.....	1995-96
Brian Seely.....	1996-97
John Seese	2003-06
Tony Segraves	1998-01
Kirk Seiders	1993
P. Sekscinkski	1970
Rich Sell.....	1986-87
Craig Sellers	1986-88
Mike Sellers.....	1983-86,88
Mike Selvenis	1997-00
Pete Semanoff	2002
Brian Sempko.....	1992
Jeremy Sennett	1995
J. Serrantonio.....	1974-75
Brandon Sewell	2010
Glenn Shade	1965-66
Peter Shaeffer.....	1965
Charles Shaffer.....	1960-63
David Shaffer.....	1960
John Shaffer	1997-00
Dennis Shalcros.....	1968
George Shally.....	1983
Ronald Shambaugh.....	1969-70
Ken Shaner.....	1987
Joe Shannon.....	1980-83
John Sharpe.....	1987
John Sharpe.....	1996,98-99
Tony Shattuck	1991-92
Tony Shedd.....	1995
Colin Sheehan.....	1995
Brad Shellenberger.....	2006-09
Tim Shellman	1981-82
Harry Sheppard.....	1961
Rick Sheppard.....	1964
Cory Sheridan.....	1989-92
Harold Sherman.....	1968,70
Caleb Shertzer	2009-12
Simeon Shierant	1992

Mike Shifflet.....	1982
C. Shillinger.....	2003
Mitchell Shirk	2012
Vinnie Shivas	1993-96
Thomas Shivetts.....	1965-66
Dan Shmukler.....	1996
Kurt Shockloss.....	1970-71
Bob Shoemaker.....	1991-93
Brett Shoemaker	1986-88
Andy Showalter.....	1997-00
Luke Showers.....	2008-11
Parker Showers.....	2009-12
Lynn Shuey	1960
Bob Shull	1991-94
Jason Shulz	1995-96
Kregg Shuman.....	2013
Steve Shumbres.....	1999-00,02
Dan Shupard	1991
John Sibel.....	2011-13
Rob Sibello.....	2004,06-07
Vinny Sidoli	2013
John Sidoriak.....	1987-89
Greg Silenok.....	2002-06
Scott Silvis	1996
Jim Simatos.....	1977-79
Bill Simonovich.....	1980-83
Charles Simpson	2011-12
Richard Singer	1967
Ray Singley.....	1958
Bob Sinnott.....	1977-80
Joseph Sitko	1967
Mark Sitler.....	1982-85
Bill Skipper.....	1987-89
Josh Skoczynski.....	2012-13
Jon Slemmer	1999-02
Bill Small	1987-91
Bill Smith.....	1956-58
Chris Smith.....	2006-08
Don Smith.....	1982
Ed Smith.....	1962
Glenn Smith.....	2003-06
James Smith	1967-70
Jeff Smith	1968
Jim Smith.....	2004-05
Joe Smith.....	2007
Joe Smith.....	2013
Justin Smith.....	2005
Mark Smith.....	1981-83
Mike Smith.....	1999
Russ Smith.....	1988
Ryan Smith.....	2010-12
Scott Smith.....	1982
Tyler Smith.....	2013
Dan Snee	2003-05
Raymond Snigley	1954
Charles Snyder.....	1968
Jason Snyder	1992-93
John Snyder.....	1958-59
Rick Snyder	1985-87
Joe Snyder.....	2007

Bob Soel.....	1963-64
Jeff Sokso.....	2001-02
William Solis	1969-70
Kevin Solt.....	1981-84
Tyler Sones.....	1996-99
Bill Soper.....	1997-00
Roger Soper.....	1998-00
Mike Soroka.....	1957-60
Joe Spagnuolo.....	1999
Mike Spagnuolo.....	1997-00
Joe Spang	1996-99
Chris Sparks	2002-04
Joseph Specht	1969-70
Pat Spellman	1982-83
Robert Spieth.....	1968
John Spillan	1969
Bret Spitler	1970
Brett Spitler.....	1969
Lance Spitler.....	1980-83
Tyler Spooner.....	2006,08
Wally Spotts.....	1999
Eric Sprengel.....	2000
Tom Springman.....	1961-64
Brad Staffus.....	1991
William Sroka	1969
Frank Stack.....	1969
Matt Staffaroni.....	1998,00-01
John Stahl.....	1997
Adam Stahlnecker.....	2005-07
Josh Stambaugh.....	2007
Dwight Stamboli.....	1967
Mike Stasulli	1987
Ryan Steele	1998-01
Joe Steets	1976
Sean Stefanic.....	1991
Kevin Steffen	1985-88
Dan Steigerwalt	1993
Randy Steiner.....	1975-76
Mike Steingrabe.....	1996
Joe Steinmetz	1989
Luke Sterling	2002-05
John Stermel	1985-88
Larry Stern.....	1981-84
Bob Stetson	1965-66
Mark Stevens.....	1986-87
Scott Stevens	1981-82
Jimmie Stevenson	2006,08-09
Reid Stevenson.....	1961-62
Rick Stewart.....	1971-72
Dwight Stilwell	1975-77
Jim Stilwell	1964
John Stilwell	1974
John Stites.....	1976-77
Don Stoddard	1992
Edgar Stoltz	1968,70-71
Otto Storey	1982
Jim Stottlemeyer	1991-93
Paul Stover	1970-71
Joe Stralo.....	1987-88
Chris Stratts	1992-95



ALL-TIME LETTERWINNERS



Jim Tkach
1974-77



Joe Wade
1985-89



Lyle Wesneski
1991-94

Adam Straub	2001-02
Jared Strayer.....	2008-11
Wesley Strayer	2009-12
Bill Stringfell	1991-92
Tim Strunk.....	1981-82
Casey Strus.....	2011-13
Tom Stuart.....	1983
Jim Sullivan.....	1989
Joe Sullivan.....	1981-83
Kyle Sullivan	2011-13
Mike Susi.....	1991-93
Ryan Swailes.....	1998-99
Dave Swavely.....	1986-87
Jason Sweeley.....	2000
Gordon Sweely.....	1960-63
Matt Sweet.....	1997-00
John Swensen.....	1968

-TTT-

Nick Tabolinsky.....	1969-71
Taggart.....	1981
Frank Tagliaferr	1955
A. Tagliaferri.....	1996
Corey Talerico.....	2013
Matt Talerico.....	2009-12
Blair Talijan	1991-92
Pat Taylor.....	2006-08
Jim Techtmann	1972
Bobby Telesz.....	2003
John Telesz.....	1991-93
Rob Terranella.....	1997-98
Jimmy Terris.....	2009
Ed Terwilliger.....	1987-89
Nick Tessener.....	2006-08
Sean Teufel.....	2007-08
Scott Thayer.....	1991
Gary Thomas.....	1964
Michael Thomas.....	1995
Mike Thomas.....	1998-99
Douglas Thompson	1967-68,70
Brian Thompson.....	1995-98
Jeff Thompson.....	1984
Joe Thompson	2007-09,11
Leroy Thompson.....	1955,57-58
Tony Threet.....	2002
Herman Tibbs.....	1961-62
Matt Timm.....	1991-92,92
Kionte Timmons.....	2006
Jeff Tinney	1997-00
Larry Tischler	1963-66
Jim Tkach.....	1974-77
Simon Tkach.....	2009
Bob Tobias.....	1989,91
John Tobias.....	1993,95-96
Wayne Todd.....	1967
Preston Toepke.....	2008
Joe Trogani.....	1996
Dean Tomaino.....	1989-92
George Tomchick.....	1984-85
Bill Toner	1982-83

Brian Tonkin.....	2001
Rob Topolski.....	1984-86
Andy Torch.....	2009
Zac Toven.....	2006
Robert Townsend	1965-66
Jack Tracey	1961
John Tracy	1961
Brandon Traugh.....	2004-06
Jay Tray.....	1966-68
Geoffrey Treibl.....	1998
Chris Tribanas.....	2006,08
Rocco Trivarell.....	2000
Joe Trogani.....	1997
Anthony Trotta	2012-13
Kyle Troutman.....	2012
Tanner Troutman	2011-13
Nick Tsigotis.....	2004
Mike Tucker.....	2008-10
Tulick.....	1981
Alan Turczynski.....	1968-69
Reginald Turner.....	1967-68
Colton Turns.....	2013
Ben Twardzik.....	2008-09

-UUU-

Ryan Umpleby.....	2012-13
Joe Urso.....	1997

-VVV-

Brian Valetutti.....	1994-95
John Vanaskie.....	1972-75
Tom Vanaskie.....	1971-74
Jim VanHorn.....	1965-66
Dave VanNort.....	2003-06
Kevin VanPelt.....	1987-89
Bobby VanSciver.....	2009-10
Tim VanSyckle.....	1976-78
Bill VanWagner.....	1983
Keith Vargo.....	1969-70
Mike Venango.....	1995-98
Dave Venezia.....	1977-80
John Verton.....	1990,95-96
Mike Verton.....	1999
Steve Verton.....	1993-96
George Vilushis.....	1967-68
Chad Vinansky.....	1995
Nathan Volkel.....	2009
Paul Volpe.....	2008

-WWW-

Joe Wade.....	1985-86,88-89
Ryan Wagaman.....	2007-10
Adam Wagner.....	2003
Andrew Wagner.....	2009-12
Pete Waldron.....	1980-82
Dan Walker.....	1966-67
George Walker.....	1954
Joe Walker.....	2001-03
Dave Walsh.....	1997-98
Tom Walsh.....	1961

Bryan Walter.....	1982
Tom Wapinsky.....	1982-84
Juge Ward.....	1967
Mike Ward.....	2005
Denny Warg.....	1962-65
John Warren.....	1964-66
Arthur Washington.....	1967-70
Mark Wasilewski.....	1991-92
Mike Watral.....	2012-13
Josh Watson.....	1993,96
Richard Watters.....	1967-68
Brandon Watts.....	2009
Adam Way.....	1997
Bob Wayne.....	1961-64
Frank Wearin.....	1962
Bryan Weatherly.....	1996
Jeff Weaver.....	1991
Tom Weaver.....	2008-09
Donald Webb.....	1968
Bob Weber.....	1974-75
John Weber.....	1985-88
Mike Weber.....	1984-87
Steve Weigle.....	1973-76
Cliff Weikert.....	1996
Jeff Weiss.....	2013
Matt Weiss.....	1991
Ron Weist.....	1990
Dan Weldon.....	2008-10
Cole Welham.....	2012-13
Mark Wells.....	1995-96
Eric Welshans.....	1987-90
Jeff Wert.....	1979-82
Herbert Weschne.....	1967
Shawn Wesner.....	1986
Lyle Wesneski.....	1991-94
Eddie West.....	2009
Tony West.....	2000
John Whalen.....	1980,82-83
Pat Whalen.....	2012-13
Joe Whinnery.....	1979
Tyler Whitby.....	2012
Keith White.....	1987
Tom White.....	2004
Wilbur White.....	1955-57
Jared Whitecavage.....	2009
Whitehead.....	1977
Harry Whitehill.....	1961-63
Jim Whitehill.....	1961-62
Shawn Whitelock.....	1993-96
Chase Whiteman.....	2013
George Wiedman.....	1964
Ron Wiest.....	1989,91-92
Dick Wilbur.....	1963
John Wilbur.....	1958,60-61
Corey Williams.....	2012
Ike Williams.....	1957-58
Jim Williams.....	2004,06
John Williams.....	1984
Ryan Williams.....	2007-10
Matt Williamson.....	1992



Vreeland Wood
2004-07



Tom Zulkowski
1998-01

Casey Willis.....	1995-97
Arthur Wilson.....	1963
Ken Wilson.....	1997
Wilbur Wilson.....	1954
Bill Wilt.....	1961-64
Dick Wilt.....	1966-67
Mike Wiltshire.....	1993,95
Bob Wimsey.....	1997-98
Jay Wingard.....	1996
Mike Winn.....	2003-04
Jesse Wise.....	1986
Steve Wisner.....	1970-73
James Wismer.....	1991
Ray Withelder.....	2000-02,04
Harry Wittman.....	1963
Matt Wixted.....	1984,86
Ed Woddbridge.....	1991
Kurt Wolfe.....	1992
Ryan Wolfe.....	2008-09
Steve Wolfertz.....	1969
Brian Wolfgang.....	1991-94
Jim Wolfinger.....	1964
Cory Wood.....	2008
Jasonn Wood.....	1991-94
Vreeland Wood.....	2004-07
Ed Woodbridge.....	1992-93
Kline Woof.....	1968
Bob Workman.....	1998-01
Howie Worth.....	1956-57
Gary Wright.....	1962
Michael Wrigley.....	1963
Darren Wyatt.....	1993-96
Brian Wynn.....	1998

Rob Zimmer.....	1973-74
Ben Zimmerman.....	2008-09
Jeff Zimmerman.....	1989-91
Joe Zimmerman.....	2001
Joe Zimmerman.....	1964
Tom Zimmerman.....	1982
Joe Zolner.....	1959
Garrett Zoschg.....	2000,02-03
Tom Zulkowski.....	1998-01
Bob Zwiebel.....	1986-87

-YYY-

Ryan Yaple.....	2004-07
Jim Yarnall.....	1965-66
John Yarosh.....	1971,73-74
Paul Yastro.....	1968-69
Stanley Yastro.....	1967
Chris Yoder.....	1999
Adam Young.....	2007
Bill Young.....	1987
Dan Young.....	2012
Eric Young.....	1991-92
Jim Young.....	1964,67
Matt Young.....	1991-93

-ZZZ-

Brett Zalonis.....	1994-97
Jason Zalonis.....	1992-94
Cody Zastko.....	2006
Walt Zataveski.....	1982-85
Stan Zebron.....	1959-60
Braden Zeiner.....	2011-13
Gerald Zellner.....	1965-68
Chuck Zern.....	1979
Mark Zickler.....	1980-82
Dennis Zierden.....	1965-66
Mike Zigman.....	1985

LYCOMING COLLEGE FOOTBALL THROUGH THE YEARS

(Since becoming Lycoming College in 1947)

LEADERS

(Since program reinstatement in 1954)



David Busey
1954-66
41-56-3



Budd Whitehill
1966-71
10-30



Frank Girardi
1972-2007
257-97-5



Mike Clark
2008-Pres.
40-21

Year	Overall				MAC				Home				Away				Neutral				Coach
	W	L	T	Pct.	W	L	T	Pct.	W	L	T	Pct.	W	L	T	Pct.	W	L	T	Pct.	
1947	3	2	3	.563	-	-	-	-	1	0	3	.625	2	2	0	.500	-	-	-	-	T. Sherman Stanford
1948	0	7	0	.000	-	-	-	-	0	4	0	.000	0	3	0	.000	-	-	-	-	George Baer
1949	1	5	0	.167	-	-	-	-	1	2	0	.333	0	3	0	.000	-	-	-	-	George Baer
1950	1	7	0	.125	-	-	-	-	1	3	0	.250	0	4	0	.000	-	-	-	-	Vincent Chimente
1951-1953	-----Did Not Play-----																				
1954	0	6	0	.000	-	-	-	-	0	3	0	.000	0	3	0	.000	-	-	-	-	David Busey
1955	2	4	1	.357	-	-	-	-	2	2	0	.500	0	2	1	.167	-	-	-	-	David Busey
1956	5	3	0	.625	-	-	-	-	3	1	0	.750	2	2	0	.500	-	-	-	-	David Busey
1957	5	1	1	.786	-	-	-	-	3	0	0	1.000	2	1	1	.625	-	-	-	-	David Busey
1958	7	1	0	.875	4	1	0	.800	3	1	0	.750	4	0	0	1.000	-	-	-	-	David Busey
1959	3	5	0	.375	1	4	0	.200	2	2	0	.500	1	3	0	.250	-	-	-	-	David Busey
1960	3	5	0	.375	1	3	0	.250	3	1	0	.750	0	3	0	.000	0	1	0	.000	David Busey
1961	1	6	1	.188	1	3	1	.300	0	3	0	.000	1	2	1	.375	0	1	0	.000	David Busey
1962	4	4	0	.500	1	4	0	.200	1	3	0	.250	3	1	0	.750	-	-	-	-	David Busey
1963	1	7	0	.125	1	5	0	.167	1	3	0	.250	0	4	0	.000	-	-	-	-	David Busey
1964	1	7	0	.125	1	5	0	.167	1	3	0	.250	0	4	0	.000	-	-	-	-	David Busey
1965	5	3	0	.625	4	2	0	.667	3	1	0	.750	2	2	0	.500	-	-	-	-	David Busey
1966	4	4	0	.500	4	3	0	.571	2	2	0	.500	2	2	0	.500	-	-	-	-	David Busey
1967	3	5	0	.375	3	5	0	.375	1	3	0	.250	2	2	0	.500	-	-	-	-	Budd Whitehill
1968	1	7	0	.125	1	7	0	.125	1	3	0	.250	0	4	0	.000	-	-	-	-	Budd Whitehill
1969	1	7	0	.125	1	7	0	.125	1	4	0	.200	0	3	0	.000	-	-	-	-	Budd Whitehill
1970	3	5	0	.375	3	4	0	.429	1	3	0	.250	2	2	0	.500	-	-	-	-	Budd Whitehill
1971	2	6	0	.250	2	5	0	.286	0	4	0	.000	2	2	0	.500	-	-	-	-	Budd Whitehill
1972	2	6	0	.250	2	5	0	.286	2	2	0	.500	0	4	0	.000	-	-	-	-	Frank Girardi
1973	2	6	0	.250	2	5	0	.286	1	3	0	.250	1	3	0	.250	-	-	-	-	Frank Girardi
1974	3	6	0	.333	1	5	0	.167	1	4	0	.200	2	2	0	.500	-	-	-	-	Frank Girardi
1975	6	2	0	.750	3	2	0	.600	3	1	0	.750	3	1	0	.750	-	-	-	-	Frank Girardi
1976	8	1	0	.889	5	1	0	.833	4	0	0	1.000	4	1	0	.800	-	-	-	-	Frank Girardi
1977	6	3	0	.667	4	2	0	.667	4	1	0	.800	2	2	0	.500	-	-	-	-	Frank Girardi
1978	7	2	0	.778	5	1	0	.833	4	0	0	1.000	3	2	0	.600	-	-	-	-	Frank Girardi
1979	8	1	1	.850	6	0	1	.929	5	1	0	.833	3	0	1	.875	-	-	-	-	Frank Girardi
1980	9	1	0	.900	6	1	0	.857	4	1	0	.800	5	0	0	1.000	-	-	-	-	Frank Girardi
1981	5	4	1	.550	4	2	1	.643	3	2	0	.600	2	2	1	.500	-	-	-	-	Frank Girardi
1982	8	2	0	.800	6	1	0	.857	5	0	0	1.000	3	2	0	.600	-	-	-	-	Frank Girardi
1983	7	2	1	.750	6	1	1	.813	5	0	1	.917	2	2	0	.500	-	-	-	-	Frank Girardi
1984	8	2	0	.800	6	2	0	.750	5	1	0	.833	3	1	0	.750	-	-	-	-	Frank Girardi
1985	10	1	0	.909	9	0	0	1.000	6	0	0	1.000	4	1	0	.800	-	-	-	-	Frank Girardi
1986	8	2	0	.800	7	2	0	.778	3	1	0	.750	5	1	0	.833	-	-	-	-	Frank Girardi
1987	6	2	1	.722	6	2	1	.722	3	1	0	.750	3	1	1	.700	-	-	-	-	Frank Girardi
1988	7	3	0	.700	5	3	0	.625	3	2	0	.600	4	1	0	.800	-	-	-	-	Frank Girardi
1989	10	2	0	.833	7	1	0	.875	5	1	0	.833	5	1	0	.833	-	-	-	-	Frank Girardi
1990	12	1	0	.923	8	0	0	1.000	6	0	0	1.000	6	0	0	1.000	0	1	0	.000	Frank Girardi
1991	10	1	0	.909	8	0	0	1.000	6	0	0	1.000	4	1	0	.800	-	-	-	-	Frank Girardi
1992	8	1	1	.850	7	0	1	.938	3	1	1	.700	5	0	0	1.000	-	-	-	-	Frank Girardi
1993	6	4	0	.600	3	2	0	.600	4	1	0	.800	2	3	0	.400	-	-	-	-	Frank Girardi
1994	5	4	0	.556	2	2	0	.500	2	3	0	.400	3	1	0	.750	-	-	-	-	Frank Girardi
1995	8	3	0	.727	3	1	0	.750	5	0	0	1.000	3	3	0	.500	-	-	-	-	Frank Girardi
1996	11	1	0	.917	4	0	0	1.000	7	0	0	1.000	4	1	0	.800	-	-	-	-	Frank Girardi
1997	12	1	0	.923	4	0	0	1.000	7	0	0	1.000	5	0	0	1.000	0	1	0	.000	Frank Girardi
1998	10	1	0	.909	4	0	0	1.000	6	1	0	.857	4	0	0	1.000	-	-	-	-	Frank Girardi
1999	9	1	0	.900	4	0	0	1.000	4	1	0	.800	5	0	0	1.000	-	-	-	-	Frank Girardi
2000	7	2	0	.778	4	0	0	1.000	4	1	0	.800	3	1	0	.750	-	-	-	-	Frank Girardi
2001	8	1	0	.889	8	1	0	.889	3	1	0	.750	5	0	0	1.000	-	-	-	-	Frank Girardi
2002	6	3	0	.667	6	3	0	.667	3	2	0	.600	3	1	0	.750	-	-	-	-	Frank Girardi
2003	9	2	0	.818	8	1	0	.889	6	2	0	.750	3	0	0	1.000	-	-	-	-	Frank Girardi
2004	3	7	0	.300	3	6	0	.333	2	2	0	.500	1	5	0	.167	-	-	-	-	Frank Girardi
2005	6	4	0	.600	5	4	0	.556	4	2	0	.667	2	2	0	.500	-	-	-	-	Frank Girardi
2006	4	5	0	.444	4	5	0	.444	2	2	0	.500	2	3	0	.400	-	-	-	-	Frank Girardi
2007	3	7	0	.300	3	4	0	.429	3	2	0	.600	0	5	0	.000	-	-	-	-	Frank Girardi
2008	7	4	0	.636	5	2	0	.714	5	0	0	1.000	2	4	0	.333	-	-	-	-	Mike Clark
2009	4	6	0	.400	3	4	0	.429	1	4	0	.200	3	2	0	.600	-	-	-	-	Mike Clark
2010	6	4	0	.600	4	3	0	.571	4	1	0	.800	2	3	0	.400	-	-	-	-	Mike Clark
2011	8	2	0	.800	6	2	0	.750	4	1	0	.800	4	1	0	.800	-	-	-	-	Mike Clark
2012	8	2	0	.800	8	1	0	.889	3	2	0	.600	5	0	0	1.000	-	-	-	-	Mike Clark
2013	7	3	0	.700	7	2	0	.778	5	0	0	1.000	2	3	0	.400	-	-	-	-	Mike Clark
Total	353	225	11	0.609	239	137	6	0.634	196	101	5	0.657	157	120	6	0.565	0	4	0	0.000	



Frank Girardi coached the team to 13 MAC titles and two national title game appearances in his 36 years as head coach from 1972-07.

**LYCOMING COLLEGE FOOTBALL COACHES THROUGH THE YEARS
[SINCE BECOMING LYCOMING COLLEGE IN 1947]**

Coach	Year	Overall				Conference				Home				Away				Neutral			
		W	L	T	Pct.	W	L	T	Pct.	W	L	T	Pct.	W	L	T	Pct.	W	L	T	Pct.
T. Sherman Stanford	1947	3	2	3	0.563	0	0	0	-	1	0	3	0.625	2	2	0	0.500	0	0	0	-
George Baer	1948-49	1	12	0	0.077	0	0	0	-	1	6	0	0.143	0	6	0	0.000	0	0	0	-
Vincent Chimente	1950	1	7	0	0.125	0	0	0	-	1	3	0	0.250	0	4	0	0.000	0	0	0	-
Did Not Play	1951-53	-	-	-	-	-	-	-	-	-	-	-	-	-	-	-	-	-	-	-	-
David Busey	1954-66	41	56	3	0.425	18	30	1	0.378	24	25	0	0.490	17	29	3	0.378	0	2	0	0.000
Budd Whitehill	1967-71	10	30	0	0.250	10	28	0	0.263	4	17	0	0.190	6	13	0	0.316	0	0	0	-
Frank Girardi	1972-07	257	97	5	0.723	178	65	5	0.728	143	42	2	0.770	114	53	3	0.679	0	2	0	0.000
Mike Clark	2008-Pres.	40	21	0	0.656	33	14	0	0.702	22	8	0	0.733	18	13	0	0.581	0.000	0	0	-
Total		353	225	11	0.609	239	137	6	0.634	196	101	5	0.657	157	120	6	0.565	0	4	0	0.000

**LYCOMING COLLEGE FOOTBALL COACHES BY VICTORIES
[SINCE BECOMING LYCOMING COLLEGE IN 1947]**

Coach	Year	Overall				Conference				Home				Away				Neutral			
		W	L	T	Pct.	W	L	T	Pct.	W	L	T	Pct.	W	L	T	Pct.	W	L	T	Pct.
Frank Girardi	1972-07	257	97	5	0.723	178	65	5	0.728	143	42	2	0.770	114	53	3	0.679	0	2	0	0.000
David Busey	1954-66	41	56	3	0.425	18	30	1	0.378	24	25	0	0.490	17	29	3	0.378	0	2	0	0.000
Mike Clark	2008-Pres.	40	21	0	0.656	33	14	0	0.702	22	8	0	0.733	18	13	0	0.581	0.000	0	0	-
Budd Whitehill	1967-71	10	30	0	0.250	10	28	0	0.263	4	17	0	0.190	6	13	0	0.316	0	0	0	-
T. Sherman Stanford	1947	3	2	3	0.563	0	0	0	-	1	0	3	0.625	2	2	0	0.500	0	0	0	-
Vincent Chimente	1950	1	7	0	0.125	0	0	0	-	1	3	0	0.250	0	4	0	0.000	0	0	0	-
George Baer	1948-49	1	12	0	0.077	0	0	0	-	1	6	0	0.143	0	6	0	0.000	0	0	0	-
Total		353	225	11	0.609	239	137	6	0.634	196	101	5	0.657	157	120	6	0.565	0	4	0	0.000



YEAR-BY-YEAR STATISTICS

LYCOMING COLLEGE YEAR-BY-YEAR STATISTICS

(Since program reinstatement in 1954)

RUSHING	G	Att	Yds	TD	Avg/C	Avg/G	PASSING	Att	Cmp	Int	Yds	TD	Pct	Avg/P	Avg/G	Effic	RECEIVING	Rec/G	Avg/C
1954	6	197	391	1	2.0	65.2	1954	91	23	9	237	1	25.3	2.6	39.5	31.0	1954	3.8	10.3
1955	7	336	1271	8	3.8	181.6	1955	61	24	10	336	3	39.3	5.5	48.0	69.1	1955	3.4	14.0
1956	8	374	1264	9	3.4	158.0	1956	121	63	12	652	5	52.1	5.4	81.5	91.1	1956	7.9	10.3
1957	7	370	1501	14	4.1	214.4	1957	77	34	4	448	5	44.2	5.8	64.0	104.1	1957	4.9	13.2
1958	8	399	1583	17	4.0	197.9	1958	84	42	8	623	7	50.0	7.4	77.9	120.8	1958	5.2	14.8
1959	8	389	1190	7	3.1	148.8	1959	85	21	13	308	2	24.7	3.6	38.5	32.3	1959	2.6	14.7
1960	8	327	705	5	2.2	88.1	1960	105	31	15	593	5	29.5	5.6	74.1	64.1	1960	3.9	19.1
1961	8	323	672	5	2.1	84.0	1961	128	50	12	360	4	39.1	2.8	45.0	54.2	1961	6.2	7.2
1962	8	397	1286	14	3.2	160.8	1962	95	31	10	492	5	32.6	5.2	61.5	72.5	1962	3.9	15.9
1963	8	398	1175	4	3.0	146.9	1963	143	55	17	673	6	38.5	4.7	84.1	68.1	1963	6.9	12.2
1964	8	314	846	4	2.7	105.8	1964	209	96	27	1068	5	45.9	5.1	133.5	70.9	1964	12.0	11.1
1965	8	397	1249	13	3.1	156.1	1965	167	96	12	1352	10	57.5	8.1	169.0	130.9	1965	12.0	14.1
1966	8	315	616	6	2.0	77.0	1966	196	82	15	1111	9	41.8	5.7	138.9	89.3	1966	10.2	13.5
1967	8	372	1053	6	2.8	131.6	1967	194	77	21	942	9	39.7	4.9	117.8	74.1	1967	9.6	12.2
1968	8	331	929	6	2.8	116.1	1968	186	79	14	850	4	42.5	4.6	106.2	72.9	1968	9.9	10.8
1969	8	316	802	7	2.5	100.2	1969	189	79	13	877	5	41.8	4.6	109.6	75.8	1969	9.9	11.1
1970	8	398	1064	9	2.7	133.0	1970	159	69	13	802	3	43.4	5	100.2	75.6	1970	8.6	11.6
1971	8	339	724	3	2.1	90.5	1971	180	66	23	814	2	36.7	4.5	101.8	52.8	1971	8.2	12.3
1972	8	296	405	3	1.4	50.6	1972	187	86	19	908	5	46.0	4.9	113.5	75.3	1972	10.8	10.6
1973	8	227	227	1	1.0	28.4	1973	191	77	23	947	6	40.3	5	118.4	68.2	1973	5.2	14.0
1974	9	398	945	5	2.4	105.0	1974	193	75	15	807	2	38.9	4.2	89.7	61.9	1974	7.6	11.9
1975	8	376	1039	12	2.8	129.9	1975	135	68	6	780	6	50.4	5.8	97.5	104.7	1975	8.5	11.5
1976	9	410	1213	11	3.0	134.8	1976	166	68	16	1083	14	41.0	6.5	120.3	104.3	1976	7.6	15.9
1977	9	416	1406	9	3.4	156.2	1977	156	68	13	243	5	43.6	1.6	27.0	50.6	1977	7.6	10.9
1978	9	443	1470	11	3.3	163.3	1978	140	62	12	766	8	44.3	5.5	85.1	92.0	1978	6.9	12.4
1979	10	273	1075	8	3.9	107.5	1979	198	92	13	1560	14	46.5	7.9	156.0	122.8	1979	5.0	17.4
1980	10	441	1222	18	2.8	122.2	1980	277	154	13	1489	21	55.6	5.4	148.9	116.4	1980	15.1	16.4
1981	10	456	1101	13	2.4	110.1	1981	225	97	18	1272	18	43.1	5.7	127.2	101.0	1981	9.7	13.1
1982	10	458	1627	15	3.6	162.7	1982	193	82	10	1003	12	42.5	5.2	100.3	96.3	1982	8.2	12.2
1983	10	492	1554	13	3.2	155.4	1983	212	90	11	1138	11	42.5	5.4	113.8	94.3	1983	9.0	12.6
1984	10	476	1715	22	3.6	171.5	1984	226	99	7	1451	9	43.8	6.4	145.1	104.7	1984	9.9	14.7
1985	10	452	1663	21	3.7	166.3	1985	235	125	11	1842	22	53.2	7.8	184.2	140.6	1985	12.5	14.7
1986	10	441	1867	15	4.2	186.7	1986	300	149	12	2157	26	49.7	7.2	215.7	130.7	1986	14.9	14.5
1987	9	415	1150	9	2.8	127.8	1987	117	63	15	612	6	53.8	5.2	68.0	89.1	1987	7.0	9.7
1988	10	439	1207	14	2.7	120.7	1988	248	122	13	1537	14	49.2	6.2	153.7	109.4	1988	12.2	12.4
1989	10	413	1435	11	3.5	143.5	1989	273	155	16	1890	21	56.8	6.9	189.0	128.6	1989	15.5	12.2
1990	9	405	1070	10	2.6	118.9	1990	281	159	10	1876	17	56.6	6.7	208.4	125.5	1990	17.7	11.8
1992	9	412	1250	18	3.0	138.9	1992	224	122	11	1334	10	54.5	6	148.2	109.4	1992	13.6	10.9
1993	10	419	1357	19	3.2	135.7	1993	258	130	17	1478	14	50.4	5.7	147.8	103.2	1993	13.0	11.4
1994	9	323	1040	8	3.2	115.6	1994	243	122	16	1387	12	50.2	5.7	154.1	101.3	1994	13.6	11.3
1995	9	362	1385	10	3.8	153.9	1995	292	144	10	1883	19	49.3	6.4	209.2	118.1	1995	16.0	13.1
1996	9	343	1233	13	3.6	137.0	1996	306	173	13	2424	25	56.5	7.9	269.3	141.5	1996	19.2	14.1
1997	13	597	2460	30	4.1	189.2	1997	277	144	18	2272	21	52.0	8.2	174.8	132.9	1997	11.2	15.7
1998	9	379	1294	24	3.4	143.8	1998	268	159	14	2475	21	59.3	9.2	275.0	152.3	1998	17.7	15.6
1999	9	361	1348	14	3.7	149.8	1999	266	139	10	2079	21	52.3	7.8	231.0	136.4	1999	15.4	15.0
2000	9	361	1299	20	3.6	144.3	2000	213	107	7	1748	16	50.2	8.2	194.2	137.4	2000	11.9	16.3
2001	9	405	1606	21	4.0	178.4	2001	266	141	5	2019	18	53.0	7.6	224.3	135.3	2001	15.7	14.3
2002	9	389	1882	26	4.8	209.1	2002	209	118	12	1604	15	56.5	7.7	178.2	133.1	2002	13.1	13.6
2003	11	442	1291	21	2.9	117.4	2003	359	187	14	2476	16	52.1	6.9	225.1	116.9	2003	17.0	13.2
2004	10	375	1036	11	2.8	103.6	2004	327	160	15	1818	12	48.9	5.6	181.8	98.6	2004	16.0	11.4
2005	10	394	1195	13	3.0	119.5	2005	271	139	15	1609	10	51.3	5.9	160.9	102.3	2005	13.9	11.6
2006	9	325	904	9	2.8	100.4	2006	237	138	9	1578	9	58.2	6.7	175.3	119.1	2006	15.3	11.4
2007	10	352	1064	5	3.0	106.4	2007	290	162	18	1454	13	55.9	5.0	145.4	100.4	2007	16.2	9.0
2008	11	366	1385	14	3.8	125.9	2008	362	183	23	2279	13	50.6	6.3	207.2	102.6	2008	16.6	12.5
2009	10	336	943	10	2.8	94.3	2009	309	160	17	1732	14	51.8	5.6	173.2	102.8	2009	16.0	10.8
2010	10	400	1783	15	4.5	178.3	2010	260	144	9	1775	14	55.4	6.8	177.5	123.6	2010	14.4	12.3
2011	10	482	2092	26	4.3	209.2	2011	240	124	3	1518	13	51.7	6.3	151.8	120.2	2011	12.4	12.2
2012	10	413	1756	20	4.3	175.6	2012	253	151	4	1665	17	59.7	6.6	166.5	134.0	2012	15.1	11.0
2013	10	393	1448	15	3.7	144.8	2013	256	166	9	2109	18	64.8	8.2	210.9	150.2	2013	16.6	12.7



LYCOMING COLLEGE YEAR-BY-YEAR STATISTICS

(Since program reinstatement in 1954)

TACKLES	G	UA	A	Total	TFL	Yds	PD	FF	FR	Blkd	SACKS	UA	A	Total	Yds
1976	9	394	271	665	-	-	17	-	18	6	1976	42	-	42	-
1977	9	485	315	800	-	-	11	-	15	5	1977	18	-	18	-
1978	9	480	241	721	-	-	16	-	16	2	1978	31	-	31	-
1979	-	-	-	-	-	-	-	-	-	-	1979	-	-	-	-
1980	10	508	275	783	-	-	27	-	29	-	1980	35	-	35	-
1981	10	547	289	836	-	-	54	-	15	-	1981	31	-	31	-
1982	10	527	236	763	-	-	58	-	14	-	1982	62	-	62	-
1983	10	503	429	932	-	-	40	-	19	3	1983	53	19	62.5	-
1984	10	270	390	660	-	-	51	-	16	-	1984	34	-	34	-
1985	10	519	331	850	33	-	76	-	18	-	1985	48	-	48	-
1986	10	536	354	890	21	-	81	-	10	-	1986	27	-	27	-
1987	9	24	24	48	41	-	52	-	14	-	1987	50	-	50	-
1988	10	614	297	911	69	-	81	-	17	-	1988	50	-	50	-
1989	10	435	153	588	53	-	55	20	22	1	1989	36	-	36	-
1990	9	281	131	412	32	-	51	3	10	2	1990	24	-	24	67
1992	9	486	161	647	53	138	57	8	10	4	1992	33	-	33	195
1993	10	539	289	828	90	355	72	10	13	-	1993	36	-	36	235
1994	9	383	155	538	27	86	64	12	22	2	1994	15	10	20	100
1995	9	412	261	673	36	71	71	14	13	1	1995	22	-	22	154
1996	9	389	225	614	48	167	59	11	13	2	1996	25	-	25	162
1997	13	620	264	884	82	350	79	20	17	4	1997	41	-	41	262
1998	9	444	127	571	101	423	55	10	13	3	1998	30	5	32.5	303
1999	9	402	195	597	91	334	56	11	11	2	1999	31	-	31	207
2000	9	546	170	716	110	431	71	-	11	3	2000	35	20	45	287
2001	9	314	224	538	91	363	66	8	8	1	2001	20	3	21.5	150
2002	9	354	235	589	75	264	51	9	6	4	2002	16	2	17	141
2003	11	462	251	713	98	379	95	12	15	2	2003	33	10	38	221
2004	10	438	220	658	62	230	62	13	14	1	2004	12	4	14	95
2005	10	370	322	692	94	273	73	8	8	-	2005	19	-	19	105
2006	9	360	198	558	47	185	47	9	9	2	2006	12	2	13	119
2007	10	389	273	662	74.5	296	43	6	4	1	2007	29	19	38.5	215
2008	11	414	404	818	72	286	65	11	8	3	2008	26	8	30	194
2009	10	411	266	677	58	177	42	6	10	1	2009	10	6	13	93
2010	10	301	428	729	44	153	65	9	10	-	2010	12	4	14	93
2011	10	325	300	625	67	315	63	10	8	-	2011	21	8	25	200
2012	10	361	320	681	79	314	57	7	6	1	2012	15	28	29	172
2013	10	360	298	658	60	226	37	8	7	5	2013	15	12	21	129



YEAR-BY-YEAR STATISTICS

LYCOMING COLLEGE YEAR-BY-YEAR STATISTICS

(Since program reinstatement in 1954)

KICK RET.	G	No.	Yds	TD	Avg/R	Avg/G	PUNT RET.	No.	Yds	TD	Avg/R	Avg/G	INT.	No.	Yds	TD	Avg/R	Avg/G
1954	6	-	-	-	-	-	1954	-	-	-	-	-	1954	-	-	-	-	-
1955	7	-	-	-	-	-	1955	-	-	1	-	-	1955	5	-	-	-	-
1956	8	-	-	1	-	-	1956	-	-	-	-	-	1956	-	-	2	-	-
1957	7	-	-	-	-	-	1957	-	-	1	-	-	1957	-	-	-	-	-
1958	8	-	-	1	-	-	1958	-	-	-	-	-	1958	4	-	1	-	-
1959	8	-	-	-	-	-	1959	-	-	-	-	-	1959	5	-	2	-	-
1960	8	-	-	-	-	-	1960	-	-	-	-	-	1960	2	-	2	-	-
1961	8	-	-	-	-	-	1961	-	-	-	-	-	1961	-	-	-	-	-
1962	8	-	-	-	-	-	1962	-	-	-	-	-	1962	-	-	-	-	-
1963	8	-	-	-	-	-	1963	-	-	-	-	-	1963	-	-	-	-	-
1964	8	-	-	-	-	-	1964	-	-	-	-	-	1964	4	-	1	-	-
1965	8	-	-	-	-	-	1965	-	-	-	-	-	1965	-	-	-	-	-
1966	8	-	-	2	-	-	1966	-	-	-	-	-	1966	5	-	1	-	-
1967	8	-	-	-	-	-	1967	-	-	1	-	-	1967	-	-	-	-	-
1968	8	-	-	-	-	-	1968	-	-	-	-	-	1968	-	-	1	-	-
1969	8	-	-	-	-	-	1969	-	-	-	-	-	1969	2	-	-	-	-
1970	8	-	-	-	-	-	1970	17	107	0	6.3	13.4	1970	7	88	0	14.7	11.0
1971	8	6	155	0	25.8	19.4	1971	27	335	2	12.4	41.9	1971	6	64	0	10.7	8.0
1972	8	10	257	0	25.7	32.1	1972	26	197	0	7.6	24.6	1972	-	-	-	-	-
1973	8	18	365	0	20.3	45.6	1973	17	81	0	4.8	10.1	1973	5	48	0	9.6	6.0
1974	9	-	-	-	-	-	1974	17	196	2	11.5	21.8	1974	3	40	1	-	-
1975	8	-	-	-	-	-	1975	-	-	-	-	-	1975	-	-	-	-	-
1976	9	25	388	0	15.5	43.1	1976	45	252	2	5.6	28.0	1976	17	167	0	9.8	18.6
1977	9	9	202	0	22.4	22.4	1977	88	315	0	3.6	35.0	1977	11	116	1	10.5	12.9
1978	9	25	409	0	16.4	45.4	1978	59	283	0	4.8	31.4	1978	16	225	1	14.1	25.0
1979	-	-	-	-	-	-	1979	38	286	0	7.5	28.6	1979	-	-	-	-	-
1980	10	18	295	0	16.4	29.5	1980	30	206	0	6.9	20.6	1980	27	210	2	7.8	21.0
1981	10	23	474	0	20.6	47.4	1981	50	342	0	6.8	34.2	1981	16	268	2	16.8	26.8
1982	10	21	368	0	17.5	36.8	1982	43	371	2	8.6	37.1	1982	14	145	0	10.4	14.5
1983	10	12	213	0	17.8	21.3	1983	42	251	1	6.0	25.1	1983	22	200	1	9.1	20.0
1984	10	36	588	0	16.3	58.8	1984	42	234	0	5.6	23.4	1984	12	179	2	14.9	17.9
1985	10	23	340	0	14.8	34.0	1985	47	342	0	7.3	34.2	1985	16	261	2	16.3	26.1
1986	10	28	451	0	16.1	45.1	1986	33	170	0	5.2	17.0	1986	20	194	0	9.7	19.4
1987	9	19	397	0	20.9	44.1	1987	58	497	0	8.6	55.2	1987	13	202	0	15.5	22.4
1988	10	26	556	0	21.4	55.6	1988	67	393	0	5.9	39.3	1988	21	165	0	7.9	16.5
1989	10	21	327	0	15.6	32.7	1989	60	596	1	9.9	59.6	1989	16	121	0	7.6	12.1
1990	9	16	215	0	13.4	23.9	1990	34	341	1	10.0	37.9	1990	20	231	2	11.6	25.7
1992	9	28	466	0	16.6	51.8	1992	32	179	0	5.6	19.9	1992	20	193	3	9.6	21.4
1993	10	26	475	0	18.3	47.5	1993	32	362	1	11.3	36.2	1993	30	292	1	9.7	29.2
1994	9	28	361	0	12.9	40.1	1994	30	278	1	9.3	30.9	1994	17	183	0	10.8	20.3
1995	9	21	415	0	19.8	46.1	1995	17	89	0	5.2	9.9	1995	24	281	3	11.7	31.2
1996	9	23	358	0	15.6	39.8	1996	33	216	0	6.5	24.0	1996	20	183	4	9.1	20.3
1997	13	38	615	0	16.2	47.3	1997	40	271	0	6.8	20.8	1997	20	197	1	9.9	15.2
1998	9	18	466	0	25.9	51.8	1998	24	163	0	6.8	18.1	1998	19	225	1	11.8	25.0
1999	9	17	331	0	19.5	36.8	1999	36	277	0	7.7	30.8	1999	20	303	4	15.1	33.7
2000	9	25	518	0	20.7	57.6	2000	39	389	12	10.0	43.2	2000	25	358	0	14.3	39.8
2001	9	26	485	0	18.7	53.9	2001	36	350	2	9.7	38.9	2001	11	89	0	8.1	9.9
2002	9	26	422	0	16.2	46.9	2002	32	143	0	4.5	15.9	2002	17	206	1	12.1	22.9
2003	11	32	544	0	17.0	49.5	2003	36	337	1	9.4	30.6	2003	27	284	1	10.5	25.8
2004	10	41	717	0	17.5	71.7	2004	31	371	0	12.0	37.1	2004	15	150	2	10.0	15.0
2005	10	37	631	0	17.1	63.1	2005	27	142	0	5.3	14.2	2005	16	115	0	7.2	11.5
2006	9	33	471	0	14.3	52.3	2006	25	223	0	8.9	24.8	2006	9	160	0	17.8	17.8
2007	10	36	686	0	19.1	68.6	2007	24	192	1	8.0	19.2	2007	11	71	0	6.5	7.1
2008	11	41	655	0	16.0	59.5	2008	24	245	1	10.2	22.3	2008	10	133	1	13.3	12.1
2009	10	44	1003	1	22.8	100.3	2009	15	244	0	16.3	24.4	2009	14	184	1	13.1	18.4
2010	10	38	716	0	18.8	71.6	2010	13	76	0	5.8	7.6	2010	13	209	2	16.1	20.9
2011	10	27	529	0	19.6	52.9	2011	23	195	0	8.5	19.5	2011	18	223	1	12.4	22.3
2012	10	25	585	0	23.4	58.5	2012	18	238	1	13.2	23.8	2012	15	162	0	10.8	16.2
2013	10	35	752	0	21.5	75.2	2013	22	229	1	10.4	22.9	2013	16	243	1	15.2	24.3



LYCOMING COLLEGE YEAR-BY-YEAR STATISTICS

(Since program reinstatement in 1954)

ALL PURP.	G	Rush	Rec	PR	KR	IR	Total	Avg/G	TOTAL OFF.	G	Rush	Pass	Total	Avg/G
1954	6	391	237	-	-	-	628	104.7	1954	6	391	237	628	104.7
1955	7	1271	336	-	-	-	1607	229.6	1955	7	1271	336	1607	229.6
1956	8	1264	652	-	-	-	1916	239.5	1956	8	1264	652	1916	239.5
1957	7	1501	448	-	-	-	1949	278.4	1957	7	1501	448	1949	278.4
1958	8	1583	623	-	-	-	2206	275.8	1958	8	1583	623	2206	275.8
1959	8	1190	308	-	-	-	1498	187.2	1959	8	1190	308	1498	187.2
1960	8	705	593	-	-	-	1298	162.2	1960	8	705	593	1298	162.2
1961	8	672	360	-	-	-	1032	129.-	1961	8	672	360	1032	129.0
1962	8	1286	492	-	-	-	1778	222.2	1962	8	1286	492	1778	222.2
1963	8	1175	673	-	-	-	1848	231.-	1963	8	1175	673	1848	231.0
1964	8	846	1068	-	-	-	1914	239.2	1964	8	846	1068	1914	239.2
1965	8	1249	1352	-	-	-	2601	325.1	1965	8	1249	1352	2601	325.1
1966	8	616	1111	-	-	-	1727	215.9	1966	8	616	1111	1727	215.9
1967	8	1053	942	-	-	-	1995	249.4	1967	8	1053	942	1995	249.4
1968	8	929	850	-	-	-	1779	222.4	1968	8	929	850	1779	222.4
1969	8	802	877	-	-	-	1679	209.9	1969	8	802	877	1679	209.9
1970	8	1064	802	107	-	88	2061	257.6	1970	8	1064	802	1866	233.2
1971	8	724	814	335	155	64	2092	261.5	1971	8	724	814	1538	192.2
1972	8	405	908	197	257	-	1767	220.9	1972	8	405	908	1313	164.1
1973	8	167	589	81	365	48	1250	156.2	1973	8	167	947	1114	139.2
1974	9	945	807	196	-	-	1948	216.4	1974	9	945	807	1752	194.7
1975	8	1039	780	-	-	-	1819	227.4	1975	8	1039	780	1819	227.4
1976	9	1213	1083	252	388	167	3103	344.8	1976	9	1213	1083	2296	255.1
1977	9	1406	739	315	202	116	2778	308.7	1977	9	1406	243	1649	183.2
1978	9	1470	766	283	409	225	3153	350.3	1978	9	1470	766	2236	248.4
1979	10	1075	872	286	-	-	2233	223.3	1979	10	1075	1560	2635	263.5
1980	10	1222	2470	206	295	210	4403	440.3	1980	10	1222	1489	2711	271.1
1981	10	1101	1272	342	474	268	3457	345.7	1981	10	1101	1272	2373	237.3
1982	10	1627	1003	371	368	145	3514	351.4	1982	10	1627	1003	2630	263.0
1983	10	1554	1138	251	213	200	3356	335.6	1983	10	1554	1138	2692	269.2
1984	10	1715	1451	234	588	179	4167	416.7	1984	10	1715	1451	3166	316.6
1985	10	1663	1842	342	340	261	4448	444.8	1985	10	1663	1842	3505	350.5
1986	10	1867	2157	170	451	194	4839	483.9	1986	10	1867	2157	4024	402.4
1987	9	1150	611	497	397	202	2857	317.4	1987	9	1150	612	1762	195.8
1988	10	1207	1509	393	556	165	3830	383.-	1988	10	1207	1537	2744	274.4
1989	10	1435	1886	596	327	121	4365	436.5	1989	10	1435	1890	3325	332.5
1990	9	1070	1876	341	215	231	3733	414.8	1990	9	1070	1876	2946	327.3
1992	9	1250	1335	179	466	193	3423	380.3	1992	9	1250	1334	2584	287.1
1993	10	1357	1478	362	475	292	3964	396.4	1993	10	1357	1478	2835	283.5
1994	9	1040	1379	278	361	183	3241	360.1	1994	9	1040	1387	2427	269.7
1995	9	1385	1883	89	415	281	4053	450.3	1995	9	1385	1883	3268	363.1
1996	9	1233	2435	216	358	183	4425	491.7	1996	9	1233	2424	3657	406.3
1997	13	2460	2272	271	615	197	5815	447.3	1997	13	2460	2272	4732	364.0
1998	9	1294	2475	163	466	225	4623	513.7	1998	9	1294	2475	3769	418.8
1999	9	1348	2079	277	331	303	4338	482.-	1999	9	1348	2079	3427	380.8
2000	9	1299	1748	389	518	358	4312	479.1	2000	9	1299	1748	3047	338.6
2001	9	1606	2019	350	485	89	4549	505.4	2001	9	1606	2019	3625	402.8
2002	9	1882	1604	143	422	206	4257	473.-	2002	9	1882	1604	3486	387.3
2003	11	1291	2476	337	544	284	4932	448.4	2003	11	1291	2476	3767	342.5
2004	10	1036	1818	371	717	150	4092	409.2	2004	10	1036	1818	2854	285.4
2005	10	1195	1609	142	631	115	3692	369.2	2005	10	1195	1609	2804	280.4
2006	9	904	1578	223	471	160	3336	370.7	2006	9	904	1578	2482	275.8
2007	10	1064	1454	192	686	71	3467	346.7	2007	10	1064	1454	2518	251.8
2008	11	1385	2279	245	655	133	4697	427.-	2008	11	1385	2279	3664	333.1
2009	10	943	1732	244	1003	184	4106	410.6	2009	10	943	1732	2675	267.5
2010	10	1783	1775	76	716	209	4559	455.9	2010	10	1783	1775	3558	355.8
2011	10	2092	1518	195	529	223	4557	455.7	2011	10	2092	1518	3610	361.0
2012	10	1756	1665	238	585	162	4406	440.6	2012	10	1756	1665	3421	342.1
2013	10	1448	2109	229	752	243	4781	478.1	2013	10	1448	2109	3557	355.7



YEAR-BY-YEAR STATISTICS

LYCOMING COLLEGE YEAR-BY-YEAR STATISTICS

(Since program reinstatement in 1954)

PUNTING	G	No.	Yards	Avg	FIELD GLS	G	Att	Made	Pct	PENALTIES	No.	Yards
1954	6	29	702	24.2	1954	-	-	-	-	1954	-	-
1955	7	24	816	34.0	1955	-	-	-	-	1955	-	-
1956	8	31	1071	34.5	1956	-	-	-	-	1956	-	-
1957	7	33	1122	34.0	1957	-	-	-	-	1957	-	-
1958	8	41	1295	31.6	1958	-	-	-	-	1958	-	-
1959	8	45	1269	28.2	1959	8	4	2	50.0	1959	-	-
1960	8	44	1367	31.1	1960	8	2	1	50.0	1960	-	-
1961	8	39	1228	31.5	1961	8	4	2	50.0	1961	-	-
1962	8	40	1260	31.5	1962	-	-	-	-	1962	-	-
1963	8	41	1367	33.3	1963	8	1	1	100.0	1963	-	-
1964	8	31	965	31.1	1964	-	-	-	-	1964	-	-
1965	8	40	1353	33.8	1965	-	-	-	-	1965	-	-
1966	8	55	1919	34.9	1966	8	3	3	100.0	1966	-	-
1967	8	49	1745	35.6	1967	8	2	3	66.7	1967	-	-
1968	8	62	2092	33.7	1968	8	4	3	75.0	1968	-	-
1969	8	63	2089	33.2	1969	-	-	-	-	1969	-	-
1970	8	78	2773	35.6	1970	8	12	8	66.7	1970	-	-
1971	8	59	2105	35.7	1971	8	8	5	62.5	1971	-	-
1972	8	59	1978	33.5	1972	8	12	4	33.3	1972	-	-
1973	8	64	2112	33.0	1973	8	7	4	57.1	1973	-	-
1974	9	61	1964	32.2	1974	9	9	6	66.7	1974	-	-
1975	8	55	1891	34.4	1975	8	2	2	100.0	1975	-	-
1976	9	63	1984	31.5	1976	9	5	1	20.0	1976	57	578
1977	9	51	1841	36.1	1977	9	8	3	37.5	1977	69	591
1978	9	55	2125	38.6	1978	9	11	6	54.5	1978	44	448
1979	10	67	2340	34.9	1979	10	14	6	42.9	1979	-	-
1980	10	50	1929	38.6	1980	10	14	9	64.3	1980	58	564
1981	10	78	2854	36.6	1981	10	11	4	36.4	1981	-	-
1982	10	70	2634	37.6	1982	10	12	6	50.0	1982	73	697
1983	10	62	2157	34.8	1983	10	16	9	56.2	1983	75	673
1984	10	59	2290	38.8	1984	10	17	10	58.8	1984	78	630
1985	10	63	2524	40.1	1985	10	14	9	64.3	1985	87	779
1986	10	62	2421	39.0	1986	10	12	8	66.7	1986	78	689
1987	9	85	3012	35.4	1987	9	2	2	100.0	1987	60	453
1988	10	72	2389	33.2	1988	10	7	6	85.7	1988	75	630
1989	10	60	2094	34.9	1989	10	10	8	80.0	1989	89	765
1990	9	47	1556	33.1	1990	9	11	9	81.8	1990	51	784
1992	9	53	1836	34.6	1992	9	5	7	140.0	1992	79	654
1993	10	64	2256	35.2	1993	10	4	1	25.0	1993	65	623
1994	9	62	2161	34.9	1994	9	5	2	40.0	1994	59	535
1995	9	50	1782	35.6	1995	9	6	5	83.3	1995	68	558
1996	9	53	2019	38.1	1996	9	7	5	71.4	1996	63	660
1997	13	68	2218	32.6	1997	13	8	4	50.0	1997	76	637
1998	9	30	1129	37.6	1998	9	3	2	66.7	1998	62	528
1999	9	39	1586	40.7	1999	9	13	8	61.5	1999	61	529
2000	9	55	2309	42.0	2000	9	6	0	0.0	2000	65	637
2001	9	46	1443	31.4	2001	9	1	1	100.0	2001	71	646
2002	9	38	1274	33.5	2002	9	6	2	33.3	2002	78	597
2003	11	73	2389	32.7	2003	11	13	8	61.5	2003	70	636
2004	10	63	2148	34.1	2004	10	12	4	33.3	2004	65	535
2005	10	66	2239	33.9	2005	10	4	2	50.0	2005	58	533
2006	9	44	1417	32.2	2006	9	13	10	76.9	2006	49	389
2007	10	62	1886	30.4	2007	10	2	1	50.0	2007	60	547
2008	11	48	1482	30.9	2008	11	17	10	58.8	2008	65	600
2009	10	66	2175	33.0	2009	10	9	3	33.3	2009	74	824
2010	10	54	1831	33.9	2010	10	10	8	80.0	2010	78	698
2011	10	52	1668	32.1	2011	10	14	12	85.7	2011	72	658
2012	10	47	1630	34.7	2012	10	12	7	58.3	2012	79	717
2013	10	46	1713	37.2	2013	10	11	7	63.6	2013	70	661



LYCOMING COLLEGE YEAR-BY-YEAR STATISTICS

(Since program reinstatement in 1954)

SCORING	G	TD	Rush	Pass	Retn	PAT	2PAT	FG	Total	Avg/G	1STDNS	Rush	Pass	Pen	Total
1954	6	2	1	1	0	1	0	0	13	2.2	1954	-	-	-	-
1955	7	11	8	3	0	5	1	0	73	10.4	1955	-	-	-	-
1956	8	19	9	5	5	9	0	0	123	15.4	1956	-	-	-	-
1957	7	19	14	5	0	14	0	0	128	18.3	1957	-	-	-	-
1958	8	30	17	7	6	11	4	0	199	24.9	1958	-	-	-	-
1959	8	11	7	2	2	5	1	2	79	9.9	1959	-	-	-	-
1960	8	12	5	5	2	5	0	1	80	10.0	1960	-	-	-	-
1961	8	9	5	4	0	2	1	2	64	8.0	1961	-	-	-	-
1962	8	19	14	5	0	4	4	0	126	15.8	1962	-	-	-	-
1963	8	11	4	7	0	5	0	1	76	9.5	1963	-	-	-	-
1964	8	10	4	5	1	6	1	0	70	8.8	1964	-	-	-	-
1965	8	23	13	10	0	15	0	0	153	19.1	1965	-	-	-	-
1966	8	18	6	9	3	13	0	3	132	16.5	1966	-	-	-	-
1967	8	17	6	9	2	3	3	0	113	14.1	1967	-	-	-	-
1968	8	11	6	4	1	7	2	2	83	10.4	1968	-	-	-	-
1969	8	13	7	5	1	9	1	1	92	11.5	1969	-	-	-	-
1970	8	13	9	3	1	8	1	0	90	11.2	1970	-	-	-	-
1971	8	10	3	2	5	6	1	5	83	10.4	1971	-	-	-	-
1972	8	8	3	5	0	5	0	4	65	8.1	1972	-	-	-	-
1973	8	8	1	6	1	4	0	4	64	8.0	1973	-	-	-	-
1974	9	12	5	2	5	11	1	6	103	11.4	1974	-	-	-	-
1975	8	18	12	6	0	17	0	2	131	16.4	1975	-	-	-	-
1976	9	25	11	14	0	24	0	1	177	19.7	1976	64	40	9	113
1977	9	15	9	5	1	12	0	3	111	12.3	1977	72	34	7	113
1978	9	20	11	8	1	19	0	6	157	17.4	1978	83	38	5	126
1979	10	16	8	8	0	22	0	6	136	13.6	1979	-	-	-	-
1980	10	29	18	9	2	32	0	9	233	23.3	1980	69	99	14	182
1981	10	24	13	9	2	13	0	4	169	16.9	1981	-	-	-	-
1982	10	29	15	12	2	20	0	6	212	21.2	1982	79	34	12	125
1983	10	26	13	11	2	19	0	9	202	20.2	1983	79	51	10	140
1984	10	33	22	9	2	30	0	10	258	25.8	1984	96	62	14	172
1985	10	45	21	22	2	33	0	9	330	33.0	1985	72	77	12	161
1986	10	29	15	14	0	39	0	8	237	23.7	1986	85	93	21	199
1987	9	15	9	6	0	16	0	2	112	12.4	1987	55	27	9	91
1988	10	28	14	14	0	0	0	6	186	18.6	1988	66	58	12	136
1989	10	33	11	21	1	30	0	8	254	25.4	1989	64	89	17	170
1990	9	30	10	17	3	25	0	9	232	25.8	1990	70	86	16	172
1992	9	31	18	10	3	25	0	7	232	25.8	1992	71	61	8	140
1993	10	35	19	14	2	25	2	1	242	24.2	1993	73	68	15	156
1994	9	21	8	12	1	17	0	2	149	16.6	1994	47	62	11	120
1995	9	32	10	19	3	25	0	5	232	25.8	1995	80	75	5	160
1996	9	42	13	25	4	0	0	5	267	29.7	1996	79	99	8	186
1997	13	52	30	21	1	36	1	4	362	27.8	1997	132	91	13	236
1998	9	46	24	21	1	26	4	2	316	35.1	1998	83	101	9	193
1999	9	39	14	21	4	29	2	8	291	32.3	1999	66	93	11	170
2000	9	48	20	16	12	0	0	0	288	32.0	2000	67	72	12	151
2001	9	42	21	18	3	28	4	1	293	32.6	2001	83	94	17	194
2002	9	42	26	15	1	34	3	2	298	33.1	2002	101	65	4	170
2003	11	41	21	16	4	32	2	8	308	28.0	2003	83	96	17	196
2004	10	26	11	12	3	24	0	4	194	19.4	2004	57	85	16	158
2005	10	24	13	10	1	21	0	2	171	17.1	2005	70	71	16	157
2006	9	18	9	9	0	16	1	10	156	17.3	2006	62	72	17	151
2007	10	20	5	13	2	10	2	1	137	13.7	2007	64	68	10	142
2008	11	30	14	13	3	26	1	10	238	21.6	2008	74	102	16	192
2009	10	28	10	14	4	22	1	3	201	20.1	2009	59	78	13	150
2010	10	31	15	14	2	28	0	8	240	24.0	2010	88	84	12	184
2011	10	42	26	13	3	37	0	12	327	32.7	2011	121	69	13	203
2012	10	38	20	17	1	31	0	7	282	28.2	2012	86	94	15	195
2013	10	35	15	18	2	30	0	7	265	26.5	2013	79	101	14	194



YEAR-BY-YEAR LEADERS

LYCOMING COLLEGE YEAR-BY-YEAR LEADERS

(Since program reinstatement in 1954)

RUSHING				PASSING				TOTAL OFFENSE				
Year	Player	Yards	Att	Year	Player	Yards	Att	Year	Player	Total	Rush	Pass
1954	George Walker	295	86	1954	Robert Schneider	136	27	1954	George Walker	295	295	0
1955	John Grier	412	96	1955	Lou DeFebo	151	28	1955	John Grier	412	412	0
	Wayne Bohn	412	83						Wayne Bohn	412	412	0
1956	John Joe	510	116	1956	Paul Motta	335	58	1956	John Joe	510	510	0
1957	John Joe	345	79	1957	Fred Agnello	275	47	1957	John Joe	345	345	0
1958	John Grier	496	98	1958	Paul Motta	221	52	1958	John Grier	496	496	0
1959	Burt Richardson	552	95	1959	Donald Aurand	100	32	1959	Burt Richardson	552	552	0
1960	Burt Richardson	439	89	1960	Brian Lazewski	361	30	1960	Burt Richardson	439	439	0
1961	Seth Keller	222	64	1961	Brian Lazewski	172	61	1961	Seth Keller	222	222	0
1962	Seth Keller	682	135	1962	Brian Lazewski	253	45	1962	Seth Keller	682	682	0
1963	Seth Keller	617	165	1963	Mike Cohen	608	127	1963	Seth Keller	617	617	0
1964	Mike Miller	263	63	1964	Wayne Miller	987	197	1964	Wayne Miller	987	0	987
1965	Denny Warg	411	112	1965	Wayne Miller	775	92	1965	Wayne Miller	775	0	775
1966	Jeff Miller	323	73	1966	Paul Haas	715	117	1966	Paul Haas	717	2	715
1967	Jugge Ward	343	92	1967	Steve Miller	533	98	1967	Steve Miller	533	0	533
1968	Dennis Kelly	391	91	1968	Steve Miller	768	162	1968	Steve Miller	768	0	768
1969	William Curley	374	82	1969	Steve Miller	617	117	1969	Steve Miller	617	0	617
1970	William Curley	371	114	1970	Gunther Nellen	743	138	1970	Gunther Nellen	743	0	743
1971	Thomas Hinkle	440	145	1971	Gunther Nellen	414	93	1971	Thomas Hinkle	440	440	0
1972	K. Rosenhoover	343	103	1972	Rick Stewart	595	112	1972	Rick Stewart	596	1	595
1973	Sam Schiccatano	116	49	1973	Bill Grace	481	114	1973	Bill Grace	481	0	481
1974	K. Rosenhoover	451	129	1974	Bill Grace	534	129	1974	Bill Grace	534	0	534
1975	Sam Schiccatano	469	123	1975	John Johnson	509	101	1975	John Johnson	509	0	509
1976	Kevin McVey	833	219	1976	Frank Morogiello	626	101	1976	Kevin McVey	833	833	0
1977	Kevin McVey	521	133	1977	Frank Morogiello	425	78	1977	Kevin McVey	521	521	0
1978	Kevin McVey	805	210	1978	Rick Burd	738	131	1978	Rick Burd	874	136	738
1979	Dave Venezia	661	150	1979	Rick Burd	1560	198	1979	Rick Burd	1560	0	1560
1980	Thatcher Bornman	479	120	1980	Rick Burd	2215	250	1980	Rick Burd	2167	-48	2215
1981	Mike Santoleri	583	141	1981	Pete Waldron	814	134	1981	Pete Waldron	661	-153	814
1982	Joe Schmid	612	151	1982	Domenic Pacitti	864	169	1982	Domenic Pacitti	896	32	864
1983	Joe Parsnik	549	147	1983	Domenic Pacitti	971	193	1983	Domenic Pacitti	1073	102	971
1984	Joe Parsnik	786	183	1984	Larry Barretta	1407	212	1984	Larry Barretta	1940	533	1407
1985	Joe Parsnik	790	188	1985	Larry Barretta	1763	236	1985	Larry Barretta	2311	548	1763
1986	Larry Barretta	778	166	1986	Larry Barretta	2097	287	1986	Larry Barretta	2875	778	2097
1987	Frank Girardi	380	126	1987	Mike Kollhoff	398	104	1987	Mike Kollhoff	551	153	398
1988	Troy Erdman	636	142	1988	Ed Dougherty	1367	208	1988	Ed Dougherty	1257	-110	1367
1989	Troy Erdman	1215	235	1989	Ed Dougherty	2135	310	1989	Ed Dougherty	2071	-64	2135
1990	Cory Sheridan	670	180	1990	Ed Dougherty	2706	404	1990	Ed Dougherty	2678	-28	2706
1991	Cory Sheridan	761	194	1991	Ed Dougherty	2642	377	1991	Ed Dougherty	2734	92	2642
1992	Cory Sheridan	954	230	1992	Ellio Domenick	1436	241	1992	Ellio Domenick	1421	-15	1436
1993	Mike McCarty	483	105	1993	Ellio Domenick	924	165	1993	Ellio Domenick	943	19	924
1994	Mike McCarty	631	147	1994	Keith Cadden	1254	222	1994	Keith Cadden	1343	89	1254
1995	Brian Thompson	775	162	1995	Keith Cadden	2191	351	1995	Keith Cadden	2369	178	2191
1996	Jamie Allen	1000	207	1996	Keith Cadden	2895	308	1996	Keith Cadden	2800	-95	2895
1997	Brian Thompson	1446	253	1997	Jason Marraccini	2139	246	1997	Jason Marraccini	2443	304	2139
1998	Brian Thompson	864	193	1998	Jason Marraccini	2682	298	1998	Jason Marraccini	2691	9	2682
1999	Jason Davis	647	154	1999	Ryan Swailes	2167	299	1999	Ryan Swailes	2137	-30	2167
2000	Tim Deasey	1026	222	2000	Joe Feerrar	1748	205	2000	Joe Feerrar	1630	-118	1748
2001	Tim Deasey	1247	234	2001	Joe Feerrar	2006	260	2001	Joe Feerrar	1923	-83	2006
2002	Jared Morris	1005	159	2002	Phil Mann	1100	134	2002	Phil Mann	1138	38	1100
2003	Drew Corsilli	437	144	2003	Phil Mann	2473	358	2003	Phil Mann	2752	279	2473
2004	Brandon Traugh	390	82	2004	Phil Mann	1222	199	2004	Phil Mann	1423	201	1222
2005	Jim Laky	377	114	2005	Glenn Smith	1271	218	2005	Glenn Smith	1486	215	1271
2006	John Seese	343	88	2006	Glenn Smith	1541	229	2006	Glenn Smith	1833	292	1541
2007	Josh Kleinfelter	509	135	2007	Tim Hook	1023	176	2007	Tim Hook	1100	77	1023
2008	Josh Kleinfelter	1123	236	2008	Colin Dwyer	2035	322	2008	Colin Dwyer	2062	27	2035
2009	Josh Kleinfelter	821	186	2009	Colin Dwyer	1722	305	2009	Colin Dwyer	1575	-147	1722
2010	Josh Kleinfelter	1212	216	2010	Zach Klinger	1770	259	2010	Zach Klinger	1887	117	1770
2011	Parker Showers	816	173	2011	Zach Klinger	1394	230	2011	Zach Klinger	1616	222	1394
2012	Parker Showers	765	155	2012	Tyler Jenny	1658	248	2012	Tyler Jenny	1796	138	1658
2013	Craig Needhammer	1184	245	2013	Tyler Jenny	2038	246	2013	Tyler Jenny	2030	-8	2022



LYCOMING COLLEGE YEAR-BY-YEAR LEADERS

(Since program reinstatement in 1954)

SCORING

Year	Player	Points	TD	XP	FG
1954	Richard Fisher	6	1	0	0
	George Walker	6	1	0	0
1955	John Grier	24	4	0	0
1956	John Joe	36	6	0	0
1957	Fred Agnello	21	2	9	0
1958	John Grier	54	9	0	0
1959	Burt Richardson	34	5	1	1
1960	Burt Richardson	24	4	0	0
1961	Charles Shaffer	12	2	0	0
	Harry Whitehill	12	2	0	0
	Henry Lutz	12	2	0	0
1962	Seth Keller	54	8	3	0
1963	Seth Keller	24	4	0	0
1964	Mike Cohen	18	3	0	0
1965	Mike Cohen	30	5	0	0
	Bob Stetson	30	5	0	0
1966	Dick Lewis	24	4	0	0
	Tom Crater	24	4	0	0
1967	Ron Betts	44	7	2	0
1968	Dennis Kelly	18	3	0	0
1969	William Curley	26	2	10	1
1970	Thomas Hinkle	24	4	0	0
1971	Porfirio Goncalves	21	0	6	5
1972	Pete Onorati	24	4	0	0
1973	Jim Rich	24	4	0	0
1974	Porfirio Goncalves	27	0	9	6
1975	Phil Bellino	24	4	0	0
1976	Kevin McVey	42	7	0	0
1977	Robbi Bleistein	21	0	12	3
1978	Kevin McVey	42	7	0	0
1979	Robbi Bleistein	40	0	22	6
1980	Lance Spittler	59	0	32	9
1981	Mike Santoleri	30	5	0	0
1982	Jeff Wert	66	11	0	0
1983	Joe Schmid	36	6	0	0
1984	Joe Parsnik	60	10	0	0
	Rusty Fricke	60	0	30	10
	Larry Barretta	60	10	0	0
1985	James O'Malley	66	11	0	0
	Joe Parsnik	66	11	0	0
1986	James O'Malley	78	13	0	0
1987	Frank Girardi	24	4	0	0
1988	Vic Olear	54	9	0	0
1989	Troy Erdman	62	10	2	0
1990	John Phillips	73	0	34	13
1991	Cory Sheridan	72	12	0	0
1992	Cory Sheridan	72	12	0	0
1993	George Gilbert	54	9	0	0
1994	Mike McCarty	42	7	0	0
1995	Steve Verton	66	11	0	0
1996	Steve Verton	72	12	0	0
1997	Jason Marrassini	78	13	0	0
1998	Brian Thompson	84	14	0	0
1999	Tim Dumas	72	12	0	0
2000	Tim Deasey	60	10	0	0
2001	Tim Deasey	86	14	2	0
2002	Jared Morris	72	12	0	0
2003	Chris Schrader	56	0	32	8
2004	Phil Mann	36	6	0	0
	Chris Schrader	36	0	24	4
2005	Glenn Smith	42	7	0	0
2006	Mike Monastra	46	0	16	10
2007	Bill Margetich	36	6	0	0
2008	Josh Kleinfelter	66	11	0	0
2009	Josh Kleinfelter	30	5	0	0
	Ryan Wagaman	30	5	0	0
2010	T.J. Chiarolanza	52	0	28	8
2011	Zack Czap	73	0	37	12
2012	Jarrin Campman	72	12	0	0

SCORING

Year	Player	Points	TD	XP	FG
2013	Craig Needhammer	84	14	0	0

Year	Player	Rec	Yards
1954	Richard Fisher	5	48
	Wes Maggs	5	93
1955	Richard Fisher	5	117
	Ron Rolegn	5	77
1956	Wayne Bohn	20	228
1957	John Grier	8	116
1958	John Grier	19	203
1959	Don Dyke	5	54
1960	Burt Richardson	9	234
1961	Don Dyke	7	69
1962	Charles Shaffer	15	244
1963	Charles Shaffer	18	261
1964	Mike Cohen	23	245
1965	Mike Cohen	26	349
1966	Dick Lewis	27	362
	Tom Crater	27	255
1967	Ron Betts	31	305
1968	Charles Kauffman	28	311
1969	James Smith	21	273
1970	James Smith	23	219
1971	Detlef Kern	19	200
1972	Jim Rich	24	322
1973	Jim Rich	25	363
1974	Pete Onorati	21	285
1975	John Vanaskie	17	245
1976	James Jeffries	15	298
1977	James Jeffries	15	243
1978	John Jordan	18	343
1979	Bill Kilpatrick	38	667
1980	Jeff Wert	46	628
1981	Jeff Wert	27	469
1982	Bill Simonovich	24	210
1983	Bill Simonovich	31	511
1984	Rich Kessler	35	643
1985	Rich Kessler	50	752
1986	James O'Malley	44	779
1987	James O'Malley	16	229
1988	Vic Olear	38	578
1989	Vic Olear	54	757
1990	Matt Harvey	41	576
1991	Dave Bodmer	53	660
1992	Cory Sheridan	31	250
	Ron Wiest	31	414
1993	Steve Verton	25	416
1994	Steve Verton	50	747
1995	Steve Verton	58	968
1996	Steve Verton	46	867
1997	Tim Dumas	58	1093
1998	Tim Dumas	76	1271
1999	Tim Dumas	54	966
2000	Tom Zulkowski	27	406
2001	Tom Zulkowski	40	500
2002	Ricky Lannetti	30	468
2003	Ricky Lannetti	70	955
2004	John Moor	29	274
2005	Tim Brown	35	525
2006	Tony Kopp	35	528
2007	Brad Shellenberger	41	371
2008	Ryan Wagaman	47	570
2009	Ryan Wagaman	51	671
2010	Ryan Wagaman	56	918
2011	Warren Oliver	28	521
2012	Jarrin Campman	43	561
2013	Matt Atkinson	62	800

PUNT RETURNS

Year	Player	Yards	No.
1970	Nathaniel Lodge	107	17
1971	Vincent Joy	335	27
1972	Joy Vincent	197	26
1973	Tom Vanaskie	81	17
1974	Tom Vanaskie	196	17
1976	Dwight Stilwell	110	29
1977	Dwight Stilwell	182	31
1978	Kirby Fenton	179	20
1979	Dave Nolan	286	38
1980	Dave Nolan	145	23
1981	Dave Nolan	263	32
1982	Jeff Wert	277	31
1983	Joe Shannon	247	40
1984	Brian McNamara	232	41
1985	Frank Girardi	220	29
1986	Frank Girardi	69	18
1987	Frank Girardi	258	35
1988	Rick Bealer	180	36
1989	Rick Bealer	566	58
1990	Rick Bealer	352	45
1991	Joe DeSimone	117	17
1992	Steve Lobel	88	17
1993	George Gilbert	305	27
1994	Scott Miller	123	10
1995	Steve Verton	64	13
1996	Brad Gilmore	177	23
1997	Joe Spang	181	24
1998	Jake Maskerines	130	17
1999	Sean Graf	183	14
2000	Sean Graf	300	32
2001	Ricky Lannetti	344	32
2002	Ricky Lannetti	138	30
2003	Ricky Lannetti	273	26
2004	Matt Murdock	309	25
2005	Matt Murdock	145	25
2006	Matt Murdock	207	19
2007	Josh Dixon	169	15
2008	Ray Bierbach	196	18
2009	Ray Bierbach	192	12
2010	Ray Bierbach	47	8
2011	Ray Bierbach	179	21
2012	Jarrin Campman	238	17
2013	Ryan Umpleby	112	13



YEAR-BY-YEAR LEADERS

LYCOMING COLLEGE YEAR-BY-YEAR LEADERS

(Since program reinstatement in 1954)

KICK RETURNS

Year	Player	Yards	No.
1971	Thomas Charles	155	6
1972	Vincent Joy	257	10
1973	Lock Jennings	365	18
1976	Kevin McVey	168	8
1977	Dave Venezia	111	4
1978	Dave Venezia	158	8
1980	Dave Nolan	191	10
1981	Dave Nolan	287	13
1982	Dave Nolan	264	14
1983	Joe Shannon	190	9
1984	Jeff Robbins	248	13
1985	Frank Girardi	188	11
1986	Frank Girardi	170	10
1987	Bill Young	232	9
1988	Troy Erdman	205	9
1989	Joe DeSimone	123	6
1990	Joe DeSimone	127	10
1991	Brian Wolfgang	249	11
1992	Brian Wolfgang	192	10
1993	George Gilbert	337	15
1994	George Gilbert	217	12
1995	Brian Thompson	267	14
1996	Jamie Allen	191	9
1997	Jason Davis	363	17
1998	Jason Davis	344	11
1999	Tim Deasey	196	10
2000	Ricky Lannetti	164	7
2001	Adam Straub	264	14
2002	Ricky Lannetti	247	11
2003	Ricky Lannetti	392	18
2004	Matt Murdock	257	13
2005	R. Schiccatano	249	13
2006	Nate Hanner	130	8
2007	Josh Dixon	297	13
2008	Ray Bierbach	392	21
2009	Dre Purdy	462	19
2010	Parker Showers	402	17
2011	Craig Needhammer	408	20
2012	Parker Showers	456	17
2013	Ryan Umpleby	458	21

INTERCEPTIONS

Year	Player	Yards	No.
1956	Wayne Bohn	100	4
1958	Ike Williams	24	1
	Frank Agnello	10	1
	Leroy Thompson	14	1
1959	Stan Zebtron	60	1
	Charlie Johanne	74	1
	Jack Bower	42	1
	Jim Costello	29	1
1960	C. Kreilick	40	1
	Joe Blaschak	25	1
1966	Ronald Betts	17	2
1970	William Olsen	88	6
1971	Edward Biggio	64	6
1973	Tom Vanaskie	48	5
1976	Ray Radomicki	96	5
1977	Jerry McGinn	20	4
1978	Fran Harvey	28	3
	Bob DeLuca	116	3
	Paul DeJoseph	19	3
	Jim Crognale	20	3
1980	Dave Nolan	111	8
1981	Dave Nolan	69	4
1982	Dave Nolan	54	5
1983	George Connaghan	19	5
	Jim Hunt	29	5
1984	Bill Keim	44	4
1985	Bill Keim	102	5
1986	Mike Flaherty	150	5
1987	Rick Bealer	113	5
1988	Rick Bealer	59	9
1989	Rick Bealer	63	9
1990	Rick Bealer	46	8
1991	Bill Small	31	5
1992	Jeff Mahalik	70	8
1993	Scott Miller	146	9
1994	Scott Miller	103	6
1995	Matt Cosgrove	66	6
1996	Brett Zalonis	18	6
1997	Brett Zalonis	44	5
1998	John Scanlan	100	6
1999	Sean Graf	117	5
	John Scanlan	68	5
2000	Sean Graf	153	8
2001	Matt Henrich	89	6
2002	Tim Schmidt	54	4
	Matt Henrich	50	4
2003	Nick Pinto	3	5
2004	Brian Kaspick	15	3
2005	Tim Mahoney	1	4
2006	Ryan Repko	93	4
2007	Fred Bordley	7	3
	Vreeland Wood	6	3
2008	Nick Reese	85	4
2009	Jim Daley	43	4
	Ray Bierbach	101	4
	Chuck Bellitto	14	4
2010	Ray Bierbach	169	6
2011	Ray Bierbach	78	5
	Ryan Fenningham	33	5
2012	Tanner Troutman	78	5
2013	Tanner Troutman	113	8

ALL PURPOSE

Year	Player	Total	Rush	Pass
1954	George Walker	295	295	0
1955	Wayne Bohn	412	412	0
	John Grier	412	412	0
1956	John Joe	510	510	0
1957	John Grier	438	322	116
1958	John Grier	779	496	203
1959	Burt Richardson	620	552	68
1960	Burt Richardson	673	439	234
1961	Seth Keller	222	222	0
1962	Seth Keller	682	682	0
1963	Seth Keller	619	617	2
1964	Walter Bower	280	0	280
1965	Mike Cohen	628	279	349
1966	Dick Lewis	362	0	362
1967	Arthur Washington	353	268	0
1968	Dennis Kelly	414	391	23
1969	William Curley	374	374	0
1970	William Curley	371	371	0
1971	Thomas Hinkle	440	440	0
1972	Joy Vincent	454	0	0
1973	Lock Jennings	365	0	0
1974	K. Rosenhoover	451	451	0
1975	Sam Schiccatano	469	469	0
1976	Kevin McVey	1069	833	68
1977	Kevin McVey	547	521	26
1978	Kevin McVey	850	805	45
1979	Bill Kilpatrick	667	0	667
1980	Mike Burd	812	-7	819
1981	Mike Santoleri	655	583	72
1982	Joe Schmid	703	612	91
1983	Joe Schmid	566	474	92
1984	Joe Parsnik	801	786	15
1985	Joe Parsnik	838	790	48
1986	James O'Malley	779	0	779
1987	Frank Girardi	647	380	9
1988	Troy Erdman	969	636	128
1989	Troy Erdman	1569	1215	300
1990	Cory Sheridan	800	670	119
1991	Cory Sheridan	1160	761	399
1992	Cory Sheridan	1204	954	250
1993	George Gilbert	1179	419	118
1994	Steve Verton	765	18	747
1995	Brian Thompson	1152	775	110
1996	Jamie Allen	1335	1000	144
1997	Brian Thompson	1614	1446	168
1998	Tim Dumas	1258	-13	1271
1999	Tim Dumas	975	9	966
2000	Tim Deasey	1031	1026	-4
2001	Tim Deasey	1343	1247	96
2002	Jared Morris	1076	1005	71
2003	Ricky Lannetti	1644	24	955
2004	Matt Murdock	624	0	0
2005	Tim Brown	525	0	525
2006	Tony Kopp	524	-5	528
2007	Josh Kleinfelter	748	509	151
2008	Josh Kleinfelter	1483	1123	360
2009	Josh Kleinfelter	989	821	168
2010	Josh Kleinfelter	1254	1212	42
2011	Craig Needhammer	1057	623	26
2012	Parker Showers	1295	765	74
2013	Craig Needhammer	1539	1184	131



LYCOMING COLLEGE YEAR-BY-YEAR LEADERS

(Since program reinstatement in 1954)

PUNTING				TOTAL TACKLES				
Year	Player	Yards	No.	Year	Player	Total	Solo	Ast
1954	Richard Hayes	534	19	1973	Steve Wisner	140	86	54
1955	Wayne Bohn	775	22	1976	Randy Parsons	102	52	50
1956	Wayne Bohn	901	27	1977	Jim Tkach	116	65	51
1957	Wayne Bohn	779	22	1978	Jerry Butler	91	62	29
1958	Bob Martz	605	20	1980	Bob Sinnott	108	72	36
1959	Stan Okotkewicz	1045	36	1981	Steve Connaghan	94	65	29
1960	Clarence Lutz	173	5	1982	Doug Schonewolf	70	50	20
1961	Clarence Lutz	1228	39	1983	Tom Pietrzak	152	88	64
1962	Ron Rutz	1070	34	1984	Tom Pietrzak	105	40	65
1963	Ron Reitz	944	28	1985	Joe Hirsch	124	75	49
1964	John Koval	702	22	1986	Tom Pietrzak	148	93	55
1965	John Haines	1306	39	1987	Chicky Pollick	74	54	20
1966	Ronald Betts	1590	47	1988	Paul Dennis	77	50	27
1967	Jim Young	1745	49	1989	Bill Small	65	43	22
1968	Gunther Nellen	2092	62	1990	Bill Small	117	80	37
1969	Gunther Nellen	2029	61	1992	Bob Shull	84	56	28
1970	Gunther Nellen	2695	76	1993	Bob Shull	87	52	35
1971	Gunther Nellen	1983	55	1994	Scott Miller	53	38	15
1972	Rick Stewart	1978	59	1995	Brett Zalonis	76	47	29
1973	Rob Zimmer	1346	41	1996	John Verton	109	69	40
1974	Rob Zimmer	1964	61	1997	Brett Zalonis	94	66	28
1976	Randy Steiner	1984	63	1998	Jesse Gambone	59	45	14
1977	Paul Scott	1841	51	1999	Cameron Coleman	64	36	28
1978	Paul Scott	2125	55	2000	Ryan Rupprecht	102	78	24
1979	Paul Scott	2340	67	2001	Ryan Rupprecht	78	46	32
1980	Doug Schonewolf	1023	29	2002	Luke Sterling	54	32	22
1981	Doug Schonewolf	2822	76	2003	Tim Schmidt	81	58	23
1982	Doug Schonewolf	2568	67	2004	Luke Sterling	53	36	17
1983	Lance Spittler	2157	62	2005	Tim Mahoney	61	31	30
1984	Chris Howell	2290	57	2006	Mike DiPlacido	60	41	19
1985	Chris Howell	2868	72	2007	Mike DiPlacido	85	44	41
1986	Chris Howell	2421	62	2008	Ben Rosa	88	33	55
1987	Craig Sellers	3012	85	2009	Chuck Bellitto	84	55	29
1988	Craig Sellers	2360	71	2010	Anthony Marascio	68	17	51
1989	Eric Welshans	2544	74	2011	Anthony Marascio	59	39	20
1990	Eric Welshans	2541	75	2012	Kabongo Bukasa	70	28	42
1991	Ellio Domenick	829	27	2013	Tyler Denike	70	40	30
1992	Bill Stringfell	1129	32					
1993	Tom Ralicke	2064	58					
1994	Tom Ralicke	2087	60					
1995	Tom Ralicke	2292	66					
1996	Tom Ralicke	2563	71					
1997	Steve Hill	2043	60					
1998	Steve Hill	1718	46					
1999	John Shaffer	1744	43					
2000	John Shaffer	1676	39					
2001	Brian Tonkin	1386	43					
2002	Dylan Dupuis	1274	38					
2003	Dylan Dupuis	2318	71					
2004	Dylan Dupuis	2113	62					
2005	Tim Eskridge	2084	60					
2006	Stephen Deao	1417	42					
2007	Brad Shellenberger	1682	53					
2008	Jake Lamphere	1457	47					
2009	Jake Lamphere	2015	61					
2010	Zack Czap	1831	53					
2011	Zack Czap	1622	50					
2012	Zack Czap	1546	44					
2013	Zack Czap	1713	45					



CONFERENCE LEADERS



Cory Sheridan led the MAC in rushing and touchdowns scored in 1992.

INDIVIDUAL MIDDLE ATLANTIC CONFERENCE LEADERS

Year	Name	Category	Value	Year	Name	Category	Value
1965	Wayne Miller	Passing Yards	649	2008	Colin Dwyer	Passing Yards	203.5
1972	Jim Rich	Receiving Yards	282	2008	Scott Erikson	Scoring by Kick	5.1
1973	Jim Rich	Receiving Yards	363	2008	Scott Erikson	Field Goals	0.91
1980	Rick Burd	Total Offense	223.4	2010	Ryan Wagaman	Receiving Yards	91.8
1984	Joe Parsnik	Rushing Yards	84.4	2010	Josh Kleinfelter	Rushing Yards	121.2
1984	Joe Parsnik	Scoring	7.5	2010	Ray Bierbach	Passes Defended	1.40
1984	Chris Howell	Punting	40.9	2010	Ray Bierbach	Interceptions	0.60
1986	Larry Barretta	Rushing Yards	82.2	2011	Zack Czap	Scoring by Kick	7.3
1986	James O'Malley	Scoring	9.0	2011	Ray Bierbach	Punt Return Average	8.5
1986	Larry Barretta	Total Offense	286.9	2011	Zack Czap	Field Goals	1.2
1986	Chris Howell	Punting	38.9	2011	Anthony Marascio	Tackles for Loss	2.0
1989	Rick Bealer	Interceptions	0.9	2011	Ray Bierbach	Interceptions	0.5
1989	Troy Erdman	Rushing Yards	106.6	2011	Ryan Fenningham	Interceptions	0.5
1990	Ed Dougherty	Total Offense	197.1	2012	Nate Oropollo	Sacks	1.00
1990	John Phillips	Scoring by Kick	6.1	2013	Tanner Troutman	Interceptions	0.8
1991	Ed Dougherty	Pass Efficiency	132.9	2013	Tyler Jenny	Pass Efficiency	150.0
1991	Ed Dougherty	Total Offense	251.0	2013	Blake Bowman	Punt Return Touchdowns	1
1992	Cory Sheridan	Rushing Yards	104.3				
1992	Cory Sheridan	Touchdowns	1.5				
1992	Jeff Mahalik	Interceptions	0.8				
1992	John Phillips	Scoring by Kick	4.9				
1993	Scott Miller	Interceptions	0.9				
1996	Steve Verton	Receiving Yards	19.1				
1998	Jason Marraccini	Pass Efficiency	156.0				
1998	Tim Dumas	Receptions	6.9				
1998	Jason Marraccini	Total Offense	267.4				
1998	Jason Davis	Kickoff Returns	33.9				
1999	John Shaffer	Punting	40.7				
2000	Sean Graf	Interceptions	0.89				
2000	Mark Seagreaves	Tackles for Loss	3.44				
2000	Jesse Gambone	Fumbles Forced	0.44				
2000	John Shaffer	Punting	41.3				
2001	Tim Deasey	Rushing Yards	138.6				
2002	Phil Mann	Pass Efficiency	143.4				
2002	Dave Christensen	PAT Kicking Percentage	89.5				
2003	Chris Schrader	Field Goals	0.73				
2003	Sean McGinley	Sacks	1.27				
2003	Sean McGinley	Tackles for Loss	2.18				
2003	Luke Sterling	Fumbles Recovered	0.45				
2004	Matt Murdock	Punt Return Average	12.4				
2006	Tim Mahoney	Fumbles Recovered	0.33				
2006	Mike Monastra	Field Goals	1.11				
2006	Mike Monastra	Scoring by Kick	5.1				
2006	Matt Murdock	Punt Return Average	10.9				
2007	Ryan Yaple	Sacks	1.6				



Nate Oropollo led the MAC in sacks in 2012, posting 1.00 per game.

TEAM MIDDLE ATLANTIC CONFERENCE LEADERS

Year	Category	Rank	Year	Name	Value
1965	Passing Offense	174.5	2003	Pass Defense Efficiency	84.5
1973	Passing Offense	125.6	2003	Turnover Margin	+1.45
1975	Total Defense	169.8	2003	Sacks	3.45
1976	Total Defense	130.8	2003	Red Zone Offense	87.2
1979	Total Defense	165.7	2003	Opponent Third Down Conversion	27.4
1980	Passing Offense	259.2	2004	Punt Return Average	12.0
1982	Total Defense	128.8	2004	PAT Kicking Average	.960
1983	Total Defense	151.9	2005	Opponent First Downs	15.5
1984	Total Offense	178.5	2005	Total Defense	283.6
1984	Total Defense	238.3	2005	Rushing Defense	116.4
1985	Total Defense	201.0	2005	Pass Defense	167.2
1986	Rushing Offense	198.3	2006	Field Goal Percentage	.769
1986	Total Offense	407.6	2006	Time of Possession	31:35
1988	Total Defense	169.5	2008	Pass Offense	207.2
1988	Rushing Defense	47.8	2008	Opponent Fourth Down Conversion	40.0
1989	Rushing Defense	64.8	2009	Kickoff Returns	22.8
1989	Total Defense	195.9	2009	Punt Returns	16.3
1990	Rushing Defense	52.4	2009	Opponent Third Down Conversion	32.4
1990	Total Defense	170.1	2011	Scoring Defense	12.6
1991	Total Offense	427.4	2011	Total Defense	214.4
1991	Total Defense	179.4	2011	Rushing Defense	84.4
1991	Rushing Defense	67.2	2011	Pass Defense	130.0
1991	Passing Offense	264.9	2011	Pass Defense Efficiency	77.6
1991	Pass Defense Efficiency	74.4	2011	Opponent First Downs	12.4
1991	Scoring Offense	33.3	2011	Opponent Fourth Down Conversion	32.1
1991	Scoring Defense	8.8	2011	Turnover Margin	+1.80
1992	Total Defense	215.8	2012	Scoring Defense	12.4
1992	Rushing Defense	72.1	2012	Rushing Defense	87.8
1998	Total Offense	418.8	2012	Kickoff Returns	23.4
1999	Passing Defense	153.9	2012	Punt Return Average	13.2
1999	Total Defense	244.7	2012	Turnover Margin	+1.00
2000	Scoring Defense	16.2	2013	Scoring Defense	18.3
2000	Net Punting	33.2	2013	Total Defense	304.0
2000	Turnover Margin	2.00	2013	Rushing Defense	91.4
2000	Pass Defense Efficiency	137.4	2013	Passing Efficiency	150.2
2001	Scoring Defense	14.3	2013	Kickoff Returns	21.5
2001	Pass Defense	143.2	2013	Net Punting	35.5
2001	Total Defense	249.1	2013	Interceptions	1.6
2001	Pass Defense Efficiency	88.5	2013	Opponent First Downs	15.6
2001	Opponent First Downs	14.9	2013	Opponent Third Down Conversion	35.3
2001	Opponent Fourth Down Conversion	25.0	2013	Red Zone Defense	0.692
2001	Opponent Third Down Conversion	24.2	2013	Turnovers Gained	2.3
2002	Pass Defense	139.9			
2002	Pass Defense Efficiency	87.0			
2002	Opponent First Downs	13.1			
2002	Opponent Fourth Down Conversion	25.0			
2002	PAT Kicking Average	.895			
2003	Scoring Defense	15.5			
2003	Total Defense	272.5			



NATIONAL LEADERS



Tanner Troutman tied for the national lead in interceptions with eight in 10 games in 2013.

NCAA DIVISION III LEADERS

INDIVIDUAL LEADERS

TEAM LEADERS

All Lycoming College individuals ranked in the top 10 in Division III for a season are listed below.

All Lycoming College teams ranked in the top 10 in Division III for a season are listed below.

Year	Name	Category	Rank	Value
1986	Larry Barretta	Total Offense	1st	287.5
1988	Rick Bealer	Interceptions	10th	0.9
1989	Rick Bealer	Interceptions	T-9th	0.8
1990	John Phillips	Field Goals	T-9th	1.00
1991	Ed Dougherty	Total Offense	6th	251.0
1993	Scott Miller	Interceptions	T-2nd	0.9
1998	Jason Marraccini	Pass Efficiency	9th	156.1
1998	Tim Dumas	Receiving Yards	8th	115.7
1999	John Shaffer	Punting	8th	40.7
2000	John Shaffer	Punting	4th	41.3
2000	Sean Graf	Interceptions	T-6th	0.9
2000	John Scanlan	Interceptions	T-10th	0.8
2000	Mark Seagreaves	Sacks	T-4th	1.89
2000	Mark Seagreaves	Tackles for Loss	4th	3.1
2001	Tim Deasey	Rushing Yards	7th	138.56
2001	Ryan Rupprecht	Tackles for Loss	8th	2.6
2003	Sean McGinley	Sacks	8th	1.3
2006	Mike Monastra	Field Goals	8th	1.1
2007	Ryan Yaple	Sacks	2nd	1.4
2009	Ray Bierbach	Punt Returns	6th	16.00
2009	Parker Showers	Kickoff Returns	10th	27.92
2013	Tanner Troutman	Interceptions	T-1st	0.8
2013	Blake Bowman	Punt Return Touchdowns	T-5th	1

Year	Category	Rank	Value
1975	Total Defense	1st	133.1
1976	Rushing Defense	1st	44.3
1982	Rushing Defense	1st	34.2
1983	Total Defense	1st	154.5
1987	Total Defense	2nd	155.9
1987	Rushing Defense	1st	35.4
1987	Scoring Defense	3rd	7.7
1988	Total Defense	2nd	169.5
1988	Rushing Defense	2nd	47.8
1989	Total Defense	6th	182.3
1989	Rushing Defense	4th	64.2
1989	Scoring Defense	5th	6.8
1990	Total Defense	4th	180.4
1990	Rushing Defense	3rd	56.8
1990	Scoring Defense	8th	8.3
1991	Total Defense	3rd	179.4
1991	Rushing Defense	2nd	67.2
1991	Pass Offense	5th	264.9
1991	Pass Efficiency Defense	9th	73.8
1991	Scoring Defense	8th	8.8
1992	Total Defense	10th	210.6
1992	Rushing Defense	10th	75.9
1993	Turnover Margin	T-4th	+2.00
1995	Turnover Margin	T-5th	+1.88
1997	Scoring Defense	T-9th	11.4
1998	Scoring Defense	4th	9.4
1998	Net Punting	4th	37.30
1998	Kickoff Returns	3rd	25.88
1999	Pass Efficiency Defense	8th	79.1
1999	Scoring Defense	1st	6.0
1999	Net Punting	4th	38.28
2000	Turnover Margin	4th	+2.00
2009	Punt Returns	4th	16.27
2011	Rushing Defense	8th	84.40
2011	Pass Efficiency Defense	2nd	77.59
2011	Total Defense	3rd	214.40
2011	Scoring Defense	7th	12.60
2011	Turnover Margin	3rd	+1.80
2011	Pass Defense	7th	130.00
2012	Scoring Defense	4th	12.40
2013	Rushing Defense	10th	91.4



LYCOMING COLLEGE CAREER RUSHING LEADERS

(Since program reinstatement in 1954)



Brian Thompson became the first runner in school history to rush for more than 3,000 yards in a career in 2001.



Josh Kleinfelter broke the school record for career rushing yards during the 2010 season, finishing with 3,665 in his career.

RUSHING YARDS

1. 3665	Josh Kleinfelter (773-3665)	2007-10
2. 3267	Brian Thompson (649-3267)	1995-98
3. 2868	Tim Deasey (561-2868)	1998-01
4. 2471	Craig Needhammer (510-2471)	2011-13
5. 2422	Joe Parsnik (589-2422)	1982-85
6. 2398	Cory Sheridan (616-2398)	1989-92
7. 2159	Kevin McVey (562-2159)	1976-78
8. 2111	Troy Erdman (440-2111)	1987-90
9. 2018	Larry Barretta (488-2018)	1983-86
10. 1977	Parker Showers (438-1977)	2009-12
11. 1782	Seth Keller (449-1782)	1961-64
12. 1658	John Grier (372-1658)	1955-58
13. 1579	Mike Santoleri (357-1579)	1979-82
14. 1444	Jared Morris (243-1444)	1999-02
15. 1357	Joe Schmid (411-1357)	1981-84
16. 1346	Thatcher Bornman (382-1346)	1979-82
17. 1236	Steve Hill (306-1236)	1995-98
18. 1207	John Joe (268-1207)	1955-58
19. 1150	Mike McCarty (273-1150)	1991-94
20. 1105	Frank Girardi (261-1105)	1985-88
21. 1000	Jamie Allen (207-1000)	1996
1000	Jason Davis (229-1000)	1996-99

RUSHING ATTEMPTS

1. 773	Josh Kleinfelter (773-3665)	2007-10
2. 649	Brian Thompson (649-3267)	1995-98
3. 616	Cory Sheridan (616-2398)	1989-92
4. 589	Joe Parsnik (589-2422)	1982-85
5. 562	Kevin McVey (562-2159)	1976-78
6. 561	Tim Deasey (561-2868)	1998-01
7. 510	Craig Needhammer (510-2471)	2011-13
8. 488	Larry Barretta (488-2018)	1983-86
9. 449	Seth Keller (449-1782)	1961-64
10. 440	Troy Erdman (440-2111)	1987-90
11. 438	Parker Showers (438-1977)	2009-12
12. 411	Joe Schmid (411-1357)	1981-84
13. 382	Thatcher Bornman (382-1346)	1979-82
14. 372	John Grier (372-1658)	1955-58
15. 357	Mike Santoleri (357-1579)	1979-82
16. 351	Ed Dougherty (351-110)	1988-91
17. 306	Steve Hill (306-1236)	1995-98

RUSHING TOUCHDOWNS

1. 29	Tim Deasey	1998-01
2. 28	Joe Parsnik	1982-85
28	Brian Thompson	1995-98
4. 26	Craig Needhammer	2011-13
26	Josh Kleinfelter	2007-10
6. 24	Larry Barretta	1983-86
7. 21	Jason Marrassini	1995-98
21	Cory Sheridan	1989-92
9. 19	Mike Santoleri	1979-82
10. 18	Parker Showers	2009-12
11. 16	Kevin McVey	1976-78
16	Jared Morris	1999-02
13. 15	Phil Mann	2001-04
14. 14	John Joe	1955-58
14	Troy Erdman	1987-90
16. 13	Jon Neve	1999-02
13	Glenn Smith	2003-06
18. 12	Steve Hill	1995-98
12	Mike McCarty	1991-94
20. 11	Ed Dougherty	1988-91
11	Seth Keller	1961-64
22. 10	Frank Girardi	1985-88
10	Anthony Marion	1989-92
10	Thatcher Bornman	1979-82
10	Zach Klinger	2009-12
10	Robert Miller	1998-99,02-03



Tim Deasey set the school record for career rushing touchdowns in 2001, finishing with 29.

AVERAGE YARDS/RUSH [MINIMUM 100 ATTEMPTS]

1. 5.94	Jared Morris (243-1444)	1999-02
2. 5.39	Burt Richardson (184-991)	1957-60
3. 5.11	Tim Deasey (561-2868)	1998-01
4. 5.03	Brian Thompson (649-3267)	1995-98
5. 4.87	Robert Miller (126-613)	1998-99,02-03
6. 4.85	Craig Needhammer (510-2471)	2011-13
7. 4.83	Jamie Allen (207-1000)	1996
8. 4.80	Troy Erdman (440-2111)	1987-90
9. 4.74	Josh Kleinfelter (773-3665)	2007-10
10. 4.73	Daniel D'Amico (101-478)	1990-91,93
11. 4.71	John Seese (118-556)	2003-06
12. 4.65	Jon Neve (189-878)	1999-02
13. 4.51	Parker Showers (438-1977)	2009-12
14. 4.50	John Joe (268-1207)	1955-58

RUSHING YARDS/GAME [MINIMUM 15 GAMES]

1. 91.6	Josh Kleinfelter (40 games)	2007-10
2. 84.4	Tim Deasey (34 games)	1998-01
3. 82.4	Craig Needhammer (30 games)	2011-13
4. 81.2	Troy Erdman (26 games)	1987-90
5. 80.0	Kevin McVey (27 games)	1976-78
6. 69.5	Brian Thompson (47 games)	1995-98
7. 63.1	Cory Sheridan (38 games)	1989-92
8. 62.1	Joe Parsnik (39 games)	1982-85
9. 55.7	Seth Keller (32 games)	1961-64
10. 55.3	John Grier (30 games)	1955-58
11. 54.4	Mike Santoleri (29 games)	1979-82
12. 53.1	Larry Barretta (38 games)	1983-86
13. 52.5	John Joe (23 games)	1955-58
14. 52.0	Parker Showers (38 games)	2009-12

100-YARD RUSHING GAMES

1. 15	Brian Thompson	1995-98
2. 12	Josh Kleinfelter	2007-10
3. 10	Craig Needhammer	2011-13
10	Tim Deasey	1998-01
5. 9	Troy Erdman	1987-90
6. 8	Cory Sheridan	1989-92
8	Joe Parsnik	1982-85
8	Kevin McVey	1976-78
9. 7	Jared Morris	1999-02
10. 6	Larry Barretta	1983-86



LYCOMING COLLEGE CAREER PASSING LEADERS

(Since program reinstatement in 1954)



Ed Dougherty holds school career records for pass attempts, pass completions, passing yards and passing touchdowns.

PASS ATTEMPTS

1. 1299	Ed Dougherty (720-1299-57)	1988-91
2. 881	Keith Cadden (490-881-39)	1994-96
3. 751	Larry Barretta (368-751-27)	1983-86
4. 740	Colin Dwyer (388-740-42)	2006-09
5. 696	Phil Mann (376-696-27)	2001-04
6. 579	Rick Burd (291-579-36)	1978-80
7. 559	Jason Marraccini (312-559-34)	1995-98
8. 521	Glenn Smith (287-521-23)	2003-06
9. 500	Tyler Jenny (313-500-12)	2011-13
10. 489	Zach Klinger (261-489-12)	2009-12
11. 474	Joe Feerrar (253-474-12)	1998-01
12. 455	Domenic Pacitti (189-455-23)	1980-83
13. 448	Ellio Domenick (227-448-30)	1990-94
14. 424	Wayne Miller (217-424-35)	1964-67
15. 377	Steve Miller (172-377-31)	1967-69
16. 332	Ryan Swailes (162-332-15)	1998-99
17. 308	Gunther Nellen (123-308-28)	1968-71

PASS COMPLETIONS

1. 720	Ed Dougherty (720-1299-57)	1988-91
2. 490	Keith Cadden (490-881-39)	1994-96
3. 388	Colin Dwyer (388-740-42)	2006-09
4. 376	Phil Mann (376-696-27)	2001-04
5. 368	Larry Barretta (368-751-27)	1983-86
6. 313	Tyler Jenny (313-500-12)	2011-13
7. 312	Jason Marraccini (312-559-34)	1995-98
8. 291	Rick Burd (291-579-36)	1978-80
9. 287	Glenn Smith (287-521-23)	2003-06
10. 261	Zach Klinger (261-489-12)	2009-12
11. 253	Joe Feerrar (253-474-12)	1998-01
12. 227	Ellio Domenick (227-448-30)	1990-94
13. 217	Wayne Miller (217-424-35)	1964-67
14. 189	Domenic Pacitti (189-455-23)	1980-83
15. 172	Steve Miller (172-377-31)	1967-69
16. 162	Ryan Swailes (162-332-15)	1998-99
17. 123	Gunther Nellen (123-308-28)	1968-71
18. 118	Tim Hook (118-218-16)	2007-10

PASSING YARDS

1. 8850	Ed Dougherty (720-1299-57)	1988-91
2. 6340	Keith Cadden (490-881-39)	1994-96
3. 5413	Larry Barretta (368-751-27)	1983-86
4. 4876	Jason Marraccini (312-559-34)	1995-98
5. 4808	Phil Mann (376-696-27)	2001-04
6. 4513	Rick Burd (291-579-36)	1978-80
7. 4188	Colin Dwyer (388-740-42)	2006-09
8. 3797	Joe Feerrar (253-474-12)	1998-01
9. 3715	Tyler Jenny (313-500-12)	2011-13
10. 3164	Zach Klinger (261-489-12)	2009-12
11. 3128	Glenn Smith (287-521-23)	2003-06
12. 2560	Ellio Domenick (227-448-30)	1990-94
13. 2385	Wayne Miller (217-424-35)	1964-67
14. 2368	Ryan Swailes (162-332-15)	1998-99
15. 2316	Domenic Pacitti (189-455-23)	1980-83
16. 1918	Steve Miller (172-377-31)	1967-69
17. 1430	Gunther Nellen (123-308-28)	1968-71
18. 1282	Tim Hook (118-218-16)	2007-10
19. 1188	Pete Waldron (80-170-15)	1980-82
20. 1094	Paul Haas (78-183-16)	1964-67
21. 1051	Frank Morogiello (70-179-18)	1976-77
22. 1015	Bill Grace (88-243-23)	1973-74

PASSING TDs

1. 84	Ed Dougherty	1988-91
2. 60	Keith Cadden	1994-96
3. 59	Larry Barretta	1983-86
4. 41	Jason Marraccini	1995-98
5. 38	Rick Burd	1978-80
6. 35	Joe Feerrar	1998-01
7. 34	Tyler Jenny	2011-13
8. 33	Phil Mann	2001-04
9. 32	Colin Dwyer	2006-09
10. 24	Zach Klinger	2009-12
11. 22	Domenic Pacitti	1980-83
12. 21	Ryan Swailes	1998-99
13. 19	Ellio Domenick	1990-94
14. 18	Glenn Smith	2003-06
15. 14	Wayne Miller	1964-67
16. 13	Paul Haas	1964-67
17. 12	Frank Morogiello	1976-77
12	Steve Miller	1967-69
19. 11	Mike Cohen	1962-65
11	Pete Waldron	1980-82

PASSES HAD INTERCEPTED

1. 57	Ed Dougherty (720-1299-57)	1988-91
2. 42	Colin Dwyer (388-740-42)	2006-09
3. 39	Keith Cadden (490-881-39)	1994-96
4. 36	Rick Burd (291-579-36)	1978-80
5. 35	Wayne Miller (217-424-35)	1964-67
6. 34	Jason Marraccini (312-559-34)	1995-98
7. 31	Steve Miller (172-377-31)	1967-69
8. 30	Ellio Domenick (227-448-30)	1990-94
9. 28	Gunther Nellen (123-308-28)	1968-71
10. 27	Phil Mann (376-696-27)	2001-04
27	Larry Barretta (368-751-27)	1983-86
12. 23	Glenn Smith (287-521-23)	2003-06
23	Domenic Pacitti (189-455-23)	1980-83
23	Bill Grace (88-243-23)	1973-74
15. 22	Mike Cohen (63-181-22)	1962-65
16. 21	Brian Lazewski (53-136-21)	1960-62

PASS COMPLETION PCT [MINIMUM 150 ATTEMPTS]

1. 62.6	Tyler Jenny (313-500-12)	2011-13
2. 55.8	Jason Marraccini (312-559-34)	1995-98
3. 55.6	Keith Cadden (490-881-39)	1994-96
4. 55.4	Ed Dougherty (720-1299-57)	1988-91
5. 55.1	Glenn Smith (287-521-23)	2003-06
6. 54.1	Tim Hook (118-218-16)	2007-10
7. 54.0	Phil Mann (376-696-27)	2001-04
8. 53.4	Joe Feerrar (253-474-12)	1998-01
9. 53.4	Zach Klinger (261-489-12)	2009-12
10. 52.4	Colin Dwyer (388-740-42)	2006-09
11. 51.2	Wayne Miller (217-424-35)	1964-67
12. 50.7	Ellio Domenick (227-448-30)	1990-94
13. 50.3	Rick Burd (291-579-36)	1978-80

PASS EFFICIENCY [MINIMUM 150 ATTEMPTS]

1. 142.7	Tyler Jenny (313-500-12)	2011-13
2. 141.1	Jason Marraccini (312-559-34)	1995-98
3. 140.0	Joe Feerrar (253-474-12)	1998-01
4. 129.7	Keith Cadden (490-881-39)	1994-96
5. 128.3	Larry Barretta (368-751-27)	1983-86
6. 125.2	Ed Dougherty (720-1299-57)	1988-91
7. 125.0	Rick Burd (291-579-36)	1978-80
8. 120.5	Ryan Swailes (162-332-15)	1998-99
9. 119.9	Phil Mann (376-696-27)	2001-04
10. 119.0	Zach Klinger (261-489-12)	2009-12
11. 109.5	Pete Waldron (80-170-15)	1980-82
12. 108.1	Glenn Smith (287-521-23)	2003-06
13. 102.9	Colin Dwyer (388-740-42)	2006-09
14. 102.5	Tim Hook (118-218-16)	2007-10

AVERAGE YARDS/ PASS ATTEMPT [MINIMUM 150 ATTEMPTS]

1. 8.7	Jason Marraccini (312-559-34)	1995-98
2. 8.0	Joe Feerrar (253-474-12)	1998-01
3. 7.8	Rick Burd (291-579-36)	1978-80
4. 7.4	Tyler Jenny (313-500-12)	2011-13
5. 7.2	Larry Barretta (368-751-27)	1983-86
6. 7.2	Keith Cadden (490-881-39)	1994-96
7. 7.1	Ryan Swailes (162-332-15)	1998-99
8. 7.0	Pete Waldron (80-170-15)	1980-82
9. 6.9	Phil Mann (376-696-27)	2001-04
10. 6.8	Ed Dougherty (720-1299-57)	1988-91

PASSING YARDS/GAME [MINIMUM 15 GAMES]

1. 198.1	Keith Cadden (32 games)	1994-96
2. 192.4	Ed Dougherty (46 games)	1988-91
3. 155.6	Rick Burd (29 games)	1978-80
4. 155.1	Phil Mann (31 games)	2001-04
5. 148.6	Tyler Jenny (25 games)	2011-13
6. 146.0	Joe Feerrar (26 games)	1998-01
7. 143.4	Jason Marraccini (34 games)	1995-98
8. 142.4	Larry Barretta (38 games)	1983-86
9. 139.6	Colin Dwyer (30 games)	2006-09
10. 131.6	Ryan Swailes (18 games)	1998-99
11. 126.6	Zach Klinger (25 games)	2009-12
12. 111.7	Glenn Smith (28 games)	2003-06



LYCOMING COLLEGE CAREER RECEIVING LEADERS

(Since program reinstatement in 1954)



Steve Verton is one of two receivers in school history to reach 2,500 career yards. He is second in yards and receptions in a career.



James O'Malley was the first receiver to catch 25 touchdown passes in a career in 1987.

PASS RECEPTION YARDS

1.	3671	Tim Dumas (210-3671)	1996-99
2.	2998	Steve Verton (179-2998)	1993-96
3.	2291	Ryan Wagaman (167-2291)	2007-10
4.	2094	Rich Kessler (127-2094)	1983-86
5.	1810	James O'Malley (104-1810)	1984-87
6.	1513	Dave Bodmer (121-1513)	1988-91
7.	1423	Ricky Lannetti (100-1423)	2000-03
	1423	Jeff Wert (96-1423)	1979-82
9.	1412	Vic Olear (99-1412)	1986-89
10.	1317	Tim Brown (86-1317)	2002-05
11.	1305	Tom Ralicke (98-1305)	1993-96
12.	1282	Matt Atkinson (106-1282)	2010-13
13.	1279	Brad Shellenberger (108-1279)	2006-09
14.	1218	Paul Holloman (79-1218)	1988-90
15.	1206	Brian Lafty (80-1206)	1990-93
16.	1163	Chris Dauber (55-1163)	1998-01
17.	1122	Bill Simonovich (77-1122)	1980-83
18.	1037	Jake Maskerines (61-1037)	1996-99
19.	1015	Joe DeSimone (91-1015)	1989-92
20.	1003	Mike Burd (51-1003)	1978-81

PASS RECEPTIONS

1.	210	Tim Dumas (210-3671)	1996-99
2.	179	Steve Verton (179-2998)	1993-96
3.	167	Ryan Wagaman (167-2291)	2007-10
4.	127	Rich Kessler (127-2094)	1983-86
5.	121	Dave Bodmer (121-1513)	1988-91
6.	108	Brad Shellenberger (108-1279)	2006-09
7.	106	Matt Atkinson (106-1282)	2010-13
8.	104	James O'Malley (104-1810)	1984-87
9.	100	Ricky Lannetti (100-1423)	2000-03
10.	99	Vic Olear (99-1412)	1986-89
11.	98	Tom Ralicke (98-1305)	1993-96
12.	97	Cory Sheridan (97-768)	1989-92
13.	96	Jeff Wert (96-1423)	1979-82
14.	91	Joe DeSimone (91-1015)	1989-92
15.	86	Tim Brown (86-1317)	2002-05
16.	83	Josh Kleinfelter (83-721)	2007-10
17.	80	Brian Lafty (80-1206)	1990-93
18.	79	Paul Holloman (79-1218)	1988-90
19.	78	Sean Hennigar (78-916)	2000-03
20.	77	Bill Simonovich (77-1122)	1980-83
21.	76	Tony Kopp (76-987)	2002-06

PASS RECEPTION TDs

1.	34	Tim Dumas	1996-99
2.	29	James O'Malley	1984-87
3.	28	Steve Verton	1993-96
4.	19	Vic Olear	1986-89
5.	18	Jeff Wert	1979-82
	18	Rich Kessler	1983-86
7.	16	Paul Holloman	1988-90
	16	Ryan Wagaman	2007-10
9.	14	Jake Maskerines	1996-99
10.	13	Jarrin Campman	2009-12
	13	Chris Dauber	1998-01
	13	Brad Shellenberger	2006-09
13.	11	Dave Bodmer	1988-91
	11	Bill Kilpatrick	1976-79
15.	10	Sean Hennigar	2000-03
	10	Matt Atkinson	2010-13



Tim Dumas finished his career with school records in pass reception yards, pass receptions and passing touchdowns.

AVERAGE YARDS/CATCH [MINIMUM 30 RECEPTIONS]

1.	23.97	John Jordan (31-743)	1976-78
2.	21.15	Chris Dauber (55-1163)	1998-01
3.	19.67	Mike Burd (51-1003)	1978-81
4.	19.41	Joe Hanna (51-990)	1998-00
5.	17.50	Ray Withelder (56-980)	2000-02,04
6.	17.48	Tim Dumas (210-3671)	1996-99
7.	17.47	Walter Bower (38-664)	1964-67
8.	17.40	James O'Malley (104-1810)	1984-87
9.	17.40	Bill Kilpatrick (57-992)	1976-79
10.	17.28	James Jeffries (46-795)	1975-77
11.	17.00	Jake Maskerines (61-1037)	1996-99
12.	16.75	Steve Verton (179-2998)	1993-96
13.	16.49	Rich Kessler (127-2094)	1983-86
14.	15.56	Gene Daly (32-498)	1975-78
15.	15.49	Joe Regenski (63-976)	1995-98
16.	15.42	Paul Holloman (79-1218)	1988-90
17.	15.31	Tim Brown (86-1317)	2002-05
18.	15.30	Charles Shaffer (33-505)	1960-63
19.	15.27	Warren Oliver (44-672)	2010-11
20.	15.07	Brian Lafty (80-1206)	1990-93

RECEPTIONS/GAME [MINIMUM 15 GAMES]

1.	4.67	Tim Dumas (45 games)	1996-99
2.	4.47	Steve Verton (40 games)	1993-96
3.	4.28	Ryan Wagaman (39 games)	2007-10
4.	3.53	Rich Kessler (36 games)	1983-86
5.	3.42	Matt Atkinson (31 games)	2010-13
6.	3.29	Ron Wiest (21 games)	1989,91-92
7.	3.20	Jeff Wert (30 games)	1979-82
8.	3.12	Ricky Lannetti (32 games)	2000-03
	3.12	Jim Rich (16 games)	1972-75
10.	3.00	Sean Hennigar (26 games)	2000-03

100-YARD RECEIVING GAMES

1.	17	Tim Dumas	1996-99
2.	9	Steve Verton	1993-96
3.	8	Ryan Wagaman	2007-10
4.	7	Rich Kessler	1983-86
5.	5	James O'Malley	1984-87
	5	Mike Burd	1978-81
7.	4	Jeff Wert	1979-82
	4	Ricky Lannetti	2000-03



CAREER TOTAL OFFENSE/ALL-PURPOSE LEADERS

(Since program reinstatement in 1954)



Larry Barretta was the first player in school history to rack up more than 7,000 career yards of total offense.



Phil Mann was the last player in school history to rack up more than 5,000 yards of total offense, reaching the mark in 2004.

TOTAL OFFENSE YARDS


1. 8740	Ed Dougherty (1650-8740)	1988-91
2. 7431	Larry Barretta (1239-7431)	1983-86
3. 6512	Keith Cadden (1103-6512)	1994-96
4. 5323	Phil Mann (925-5323)	2001-04
5. 5265	Jason Marraccini (851-5265)	1995-98
6. 4601	Rick Burd (724-4601)	1978-80
7. 4135	Colin Dwyer (886-4135)	2006-09
8. 3834	Tyler Jenny (614-3834)	2011-13
9. 3665	Josh Kleinfelter (773-3665)	2007-10
10. 3620	Glenn Smith (756-3620)	2003-06
11. 3577	Joe Feerrar (586-3577)	1998-01
12. 3513	Zach Klinger (644-3513)	2009-12
13. 3267	Brian Thompson (649-3267)	1995-98
14. 2868	Tim Deasey (561-2868)	1998-01
15. 2550	Ellio Domenick (594-2550)	1990-94
16. 2471	Craig Needhammer (510-2471)	2011-13
17. 2435	Domenic Pacitti (643-2435)	1980-83
18. 2422	Joe Parsnik (589-2422)	1982-85
19. 2398	Cory Sheridan (618-2398)	1989-92
20. 2385	Wayne Miller (424-2385)	1964-67
21. 2364	Ryan Swailes (388-2364)	1998-99
22. 2159	Kevin McVey (563-2159)	1976-78
23. 2111	Troy Erdman (441-2111)	1987-90

TOTAL OFFENSE/GAME [MINIMUM 15 GAMES]

1. 203.5	Keith Cadden (32 games)	1994-96
2. 195.6	Larry Barretta (38 games)	1983-86
3. 190.0	Ed Dougherty (46 games)	1988-91
4. 171.7	Phil Mann (31 games)	2001-04
5. 158.7	Rick Burd (29 games)	1978-80
6. 154.9	Jason Marraccini (34 games)	1995-98
7. 153.4	Tyler Jenny (25 games)	2011-13
8. 140.5	Zach Klinger (25 games)	2009-12
9. 137.8	Colin Dwyer (30 games)	2006-09
10. 137.6	Joe Feerrar (26 games)	1998-01
11. 131.3	Ryan Swailes (18 games)	1998-99
12. 129.3	Glenn Smith (28 games)	2003-06

TOTAL OFFENSE/PLAY [MINIMUM 100 PLAYS]

1. 6.35	Rick Burd (724-4601)	1978-80
2. 6.24	Tyler Jenny (614-3834)	2011-13
3. 6.19	Jason Marraccini (851-5265)	1995-98
4. 6.10	Joe Feerrar (586-3577)	1998-01
5. 6.09	Ryan Swailes (388-2364)	1998-99
6. 6.00	Larry Barretta (1239-7431)	1983-86
7. 5.94	Jared Morris (243-1444)	1999-02
8. 5.92	Paul Haas (185-1096)	1964-67
9. 5.90	Keith Cadden (1103-6512)	1994-96
10. 5.78	Brian Lazewski (136-786)	1960-62
11. 5.75	Phil Mann (925-5323)	2001-04
12. 5.62	Wayne Miller (424-2385)	1964-67
13. 5.45	Zach Klinger (644-3513)	2009-12
14. 5.39	Burt Richardson (184-991)	1957-60
15. 5.30	Ed Dougherty (1650-8740)	1988-91
16. 5.27	Rick Stewart (113-596)	1971-72
17. 5.21	Fred Agnello (111-578)	1956-59
18. 5.11	Tim Deasey (561-2868)	1998-01
19. 5.09	Steve Miller (377-1918)	1967-69
20. 5.08	Paul Motta (154-783)	1955-58
21. 5.04	John Johnson (101-509)	1973-75
22. 5.03	Brian Thompson (649-3267)	1995-98
23. 5.01	Tim Hook (289-1448)	2007-10



Ed Dougherty racked up 8,740 yards of total offense during his career from 1988-91.

ALL PURPOSE YARDS

1. 4474	Josh Kleinfelter	2007-10
2. 4281	Brian Thompson	1995-98
3. 3727	Tim Dumas	1996-99
4. 3625	Parker Showers	2009-12
5. 3424	Craig Needhammer	2011-13
6. 3194	Ricky Lannetti	2000-03
7. 3190	Tim Deasey	1998-01
8. 3177	Cory Sheridan	1989-92
9. 3138	Steve Verton	1993-96
10. 2847	Troy Erdman	1987-90
11. 2489	Joe Parsnik	1982-85
12. 2466	Kevin McVey	1976-78
13. 2322	Ryan Wagaman	2007-10
14. 2313	Frank Girardi	1985-88
15. 2117	John Grier	1955-58
16. 2094	Rich Kessler	1983-86
17. 2054	Jason Davis	1996-99
18. 2018	Larry Barretta	1983-86

ALL PURPOSE YARDS/GAME [MINIMUM 15 GAMES]

1. 114.1	Craig Needhammer (30 games)	2011-13
2. 111.8	Josh Kleinfelter (40 games)	2007-10
3. 109.5	Troy Erdman (26 games)	1987-90
4. 99.8	Ricky Lannetti (32 games)	2000-03
5. 95.4	Parker Showers (38 games)	2009-12
6. 93.8	Tim Deasey (34 games)	1998-01
7. 91.3	Kevin McVey (27 games)	1976-78
8. 91.1	Brian Thompson (47 games)	1995-98
9. 83.6	Cory Sheridan (38 games)	1989-92
10. 82.8	Tim Dumas (45 games)	1996-99
11. 78.7	George Gilbert (23 games)	1992-94
12. 78.4	Steve Verton (40 games)	1993-96
13. 70.6	John Grier (30 games)	1955-58
14. 66.1	Ryan Umpleby (18 games)	2012-13
15. 63.8	Joe Parsnik (39 games)	1982-85
16. 61.0	Mike Santoleri (29 games)	1979-82
17. 60.9	Joe Schmid (28 games)	1981-84
18. 60.9	Frank Girardi (38 games)	1985-88



LYCOMING COLLEGE CAREER SCORING LEADERS

(Since program reinstatement in 1954)



John Phillips holds the school record for total points scored with 222.



Tim Dumas holds the school record for touchdowns scored with 35.

TOTAL POINTS SCORED

1.	222	John Phillips (132 PAT, 30 FG)	1989-92
2.	216	Tim Dumas (35 TD, 3 PAT)	1996-99
3.	204	Brian Thompson (34 TD)	1995-98
4.	202	Tim Deasey (33 TD, 2 PAT)	1998-01
5.	188	Rusty Fricke (101 PAT, 29 FG)	1983-86
6.	181	Jeff Cook (124 PAT, 19 FG)	1994-97
7.	174	Craig Needhammer (29 TD)	2011-13
	174	James O'Malley (29 TD)	1984-87
	174	Steve Verton (29 TD)	1993-96
10.	173	Zack Czap (98 PAT, 25 FG)	2010-13
11.	168	Cory Sheridan (28 TD)	1989-92
	168	Joe Parsnik (28 TD)	1982-85
13.	162	Josh Kleinfelter (27 TD)	2007-10
14.	154	Lance Spittle (82 PAT, 24 FG)	1980-83
15.	144	Larry Barretta (24 TD)	1983-86
16.	128	Jason Marraccini (21 TD, 1 PAT)	1995-98
17.	126	Mike Santoleri (21 TD)	1979-82
	126	Jeff Wert (21 TD)	1979-82
19.	125	Robbi Bleistein (77 PAT, 16 FG)	1976-79
20.	120	Parker Showers (20 TD)	2009-12
21.	118	Troy Erdman (19 TD, 2 PAT)	1987-90
22.	114	John Grier (19 TD)	1955-58
	114	Vic Olear (19 TD)	1986-89
	114	Steve Hill (19 TD)	1995-98
25.	108	Jared Morris (18 TD)	1999-02
	108	Rich Kessler (18 TD)	1983-86
27.	102	Paul Holloman (17 TD)	1988-90

TOUCHDOWNS SCORED

1.	35	Tim Dumas (1 rush, 34 rcv)	1996-99
2.	34	Brian Thompson (28 rush, 6 rcv)	1995-98
3.	33	Tim Deasey (29 rush, 4 rcv)	1998-01
4.	29	Craig Needhammer (26 rush, 3 rcv)	2011-13
	29	James O'Malley (29 rcv)	1984-87
	29	Steve Verton (1 rush, 28 rcv)	1993-96
7.	28	Cory Sheridan (21 rush, 7 rcv)	1989-92
	28	Joe Parsnik (28 rush)	1982-85
9.	27	Josh Kleinfelter (26 rush, 1 rcv)	2007-10
10.	24	Larry Barretta (24 rush)	1983-86
11.	21	Mike Santoleri (19 rush, 2 rcv)	1979-82
	21	Jeff Wert (1 rush, 18 rcv, 2 ret)	1979-82
	21	Jason Marraccini (21 rush)	1995-98
14.	20	Parker Showers (18 rush, 1 rcv, 1 ret)	2009-12
15.	19	Troy Erdman (14 rush, 5 rcv)	1987-90
	19	John Grier (8 rush, 9 rcv, 2 ret)	1955-58
	19	Vic Olear (19 rcv)	1986-89
	19	Steve Hill (12 rush, 7 rcv)	1995-98
19.	18	Jared Morris (16 rush, 2 rcv)	1999-02
	18	Rich Kessler (18 rcv)	1983-86
21.	17	Paul Holloman (1 rush, 16 rcv)	1988-90
22.	16	Kevin McVey (16 rush)	1976-78
	16	Ryan Wagaman (16 rcv)	2007-10
24.	15	John Joe (14 rush, 1 ret)	1955-58
	15	Mike McCarty (12 rush, 3 rcv)	1991-94
	15	Jarrin Campman (1 rush, 13 rcv, 1 ret)	2009-12
	15	Phil Mann (15 rush)	2001-04
	15	Jon Neve (13 rush, 2 rcv)	1999-02
29.	14	Chris Dauber (1 rush, 13 rcv)	1998-01
	14	Seth Keller (11 rush, 3 rcv)	1961-64
	14	Brad Shellenberger (1 rush, 13 rcv)	2006-09
	14	Jake Maskerines (14 rcv)	1996-99



Brian Thompson is the first player in school history to post more than 200 points in a career, reaching the mark in 1998.

TDS RESPONSIBLE FOR

1.	95	Ed Dougherty	1988-91
2.	83	Larry Barretta	1983-86
3.	65	Keith Cadden	1994-96
4.	62	Jason Marraccini	1995-98
5.	48	Phil Mann	2001-04
6.	41	Rick Burd	1978-80
	41	Tyler Jenny	2011-13
8.	38	Joe Feerrar	1998-01
9.	35	Tim Dumas	1996-99
	35	Colin Dwyer	2006-09
11.	34	Zach Klinger	2009-12
	34	Brian Thompson	1995-98
13.	33	Tim Deasey	1998-01
14.	31	Glenn Smith	2003-06
15.	29	Craig Needhammer	2011-13
	29	Steve Verton	1993-96
	29	James O'Malley	1984-87
18.	28	Joe Parsnik	1982-85
	28	Cory Sheridan	1989-92
20.	27	Josh Kleinfelter	2007-10
	27	Domenic Pacitti	1980-83
22.	25	Ryan Swailes	1998-99
23.	24	Ellio Domenick	1990-94
24.	21	Mike Santoleri	1979-82
	21	Mike Cohen	1962-65
	21	Jeff Wert	1979-82
27.	20	Parker Showers	2009-12

CAREER KICKING/PUNTING LEADERS
(Since program reinstatement in 1954)


Rusty Fricke is one of two kickers in school history to post more than 25 field goals in a career.



John Shaffer holds the school record for punt yardage, averaging 41.03 yards per kick.

PAT KICKS MADE

1.	132	John Phillips (132-147)	1989-92
2.	124	Jeff Cook (124-147)	1994-97
3.	101	Rusty Fricke (101-106)	1983-86
4.	98	Zack Czap (98-110)	2010-13
5.	82	Lance Spittle (82-95)	1980-83
6.	77	Robbi Bleistein (77-84)	1976-79
7.	57	Dave Christensen (57-66)	2000-02
8.	56	Chris Schrader (56-61)	2003-04
9.	45	T.J. Chiarolanza (45-51)	2009-10
10.	37	Mike Monastra (37-40)	2005-06
11.	34	John Shaffer (34-46)	1997-00
12.	32	Scott Erickson (32-37)	2007-08
13.	30	Matt Schaeffer (30-36)	1997-99

PAT KICKS ATTEMPTED

1.	147	John Phillips (132-147)	1989-92
	147	Jeff Cook (124-147)	1994-97
3.	110	Zack Czap (98-110)	2010-13
4.	106	Rusty Fricke (101-106)	1983-86
5.	95	Lance Spittle (82-95)	1980-83
6.	84	Robbi Bleistein (77-84)	1976-79
7.	66	Dave Christensen (57-66)	2000-02
8.	61	Chris Schrader (56-61)	2003-04
9.	51	T.J. Chiarolanza (45-51)	2009-10
10.	46	John Shaffer (34-46)	1997-00
11.	40	Mike Monastra (37-40)	2005-06

**PAT KICK PCT
[MINIMUM 20 ATTEMPTS]**

1.	95.3	Rusty Fricke (101-106)	1983-86
2.	92.5	Mike Monastra (37-40)	2005-06
3.	91.8	Chris Schrader (56-61)	2003-04
4.	91.7	Robbi Bleistein (77-84)	1976-79
5.	90.0	Bill Eddis (27-30)	1989-91,93
6.	89.8	John Phillips (132-147)	1989-92
7.	89.1	Zack Czap (98-110)	2010-13
8.	88.2	T.J. Chiarolanza (45-51)	2009-10
9.	86.5	Scott Erickson (32-37)	2007-08
10.	86.4	Dave Christensen (57-66)	2000-02
11.	86.3	Lance Spittle (82-95)	1980-83

FIELD GOALS MADE

1.	30	John Phillips (30-45)	1989-92
2.	29	Rusty Fricke (29-46)	1983-86
3.	25	Zack Czap (25-36)	2010-13
4.	24	Lance Spittle (24-48)	1980-83
5.	19	Jeff Cook (19-30)	1994-97
	19	Porfirio Goncalves (19-34)	1971-74
7.	16	Robbi Bleistein (16-38)	1976-79
8.	12	Mike Monastra (12-17)	2005-06
	12	Chris Schrader (12-25)	2003-04
10.	11	Scott Erickson (11-18)	2007-08
	11	T.J. Chiarolanza (11-18)	2009-10
12.	10	John Shaffer (10-24)	1997-00

FIELD GOALS ATTEMPTED

1.	48	Lance Spittle (24-48)	1980-83
2.	46	Rusty Fricke (29-46)	1983-86
3.	45	John Phillips (30-45)	1989-92
4.	38	Robbi Bleistein (16-38)	1976-79
5.	36	Zack Czap (25-36)	2010-13
6.	34	Porfirio Goncalves (19-34)	1971-74
7.	30	Jeff Cook (19-30)	1994-97
8.	25	Chris Schrader (12-25)	2003-04
9.	24	John Shaffer (10-24)	1997-00
10.	18	Scott Erickson (11-18)	2007-08
	18	T.J. Chiarolanza (11-18)	2009-10
12.	17	Mike Monastra (12-17)	2005-06

**FIELD GOAL PCT
[MINIMUM 10 ATTEMPTS]**

1.	70.6	Mike Monastra (12-17)	2005-06
2.	69.4	Zack Czap (25-36)	2010-13
3.	66.7	John Phillips (30-45)	1989-92
4.	63.3	Jeff Cook (19-30)	1994-97
5.	63.0	Rusty Fricke (29-46)	1983-86
6.	61.1	Scott Erickson (11-18)	2007-08
	61.1	T.J. Chiarolanza (11-18)	2009-10
8.	55.9	Porfirio Goncalves (19-34)	1971-74
9.	50.0	Lance Spittle (24-48)	1980-83

PUNT YARDS

1.	9006	Tom Ralicke (255-9006)	1993-96
2.	8799	Gunther Nellen (254-8799)	1968-71
3.	7579	Chris Howell (191-7579)	1983-86
4.	6712	Zack Czap (192-6712)	2010-13
5.	6413	Doug Schonewolf (172-6413)	1979-82
6.	6306	Paul Scott (173-6306)	1977-79
7.	5734	Dylan Dupuis (172-5734)	2001-04
8.	5372	Craig Sellers (156-5372)	1986-88
9.	5085	Eric Welshans (149-5085)	1987-90
10.	3799	Steve Hill (107-3799)	1995-98
11.	3529	John Shaffer (86-3529)	1997-00
12.	3472	Jake Lamphere (108-3472)	2008-09
13.	3310	Rob Zimmer (102-3310)	1973-74

PUNT ATTEMPTS

1.	255	Tom Ralicke (255-9006)	1993-96
2.	254	Gunther Nellen (254-8799)	1968-71
3.	192	Zack Czap (192-6712)	2010-13
4.	191	Chris Howell (191-7579)	1983-86
5.	173	Paul Scott (173-6306)	1977-79
6.	172	Doug Schonewolf (172-6413)	1979-82
	172	Dylan Dupuis (172-5734)	2001-04
8.	156	Craig Sellers (156-5372)	1986-88
9.	149	Eric Welshans (149-5085)	1987-90
10.	108	Jake Lamphere (108-3472)	2008-09
11.	107	Steve Hill (107-3799)	1995-98
12.	102	Rob Zimmer (102-3310)	1973-74

**AVERAGE YARDS/PUNT
[MINIMUM 40 ATTEMPTS]**

1.	41.03	John Shaffer (86-3529)	1997-00
2.	39.68	Chris Howell (191-7579)	1983-86
3.	37.28	Doug Schonewolf (172-6413)	1979-82
4.	36.45	Paul Scott (173-6306)	1977-79
5.	35.61	Jim Young (49-1745)	1964,67
6.	35.50	Steve Hill (107-3799)	1995-98
7.	35.32	Tom Ralicke (255-9006)	1993-96
8.	35.09	Bill Stringfoll (43-1509)	1991-92
9.	34.96	Zack Czap (192-6712)	2010-13
10.	34.79	Lance Spittle (63-2192)	1980-83
11.	34.74	Tim Eskridge (61-2119)	2002,04-05
12.	34.64	Gunther Nellen (254-8799)	1968-71
13.	34.58	Wayne Bohn (71-2455)	1955-57
14.	34.44	Craig Sellers (156-5372)	1986-88
15.	34.13	Eric Welshans (149-5085)	1987-90
16.	33.83	Ronald Betts (47-1590)	1965-66
17.	33.53	Rick Stewart (59-1978)	1971-72
18.	33.34	Dylan Dupuis (172-5734)	2001-04
19.	33.13	Stephen Deao (46-1524)	2005-06
20.	32.45	Rob Zimmer (102-3310)	1973-74
21.	32.23	Brian Tonkin (43-1386)	2001
22.	32.16	Ellio Domenick (64-2058)	1990-94
23.	32.15	Jake Lamphere (108-3472)	2008-09
24.	31.84	Clarence Lutz (44-1401)	1960-61
25.	31.76	Brad Shellenberger (58-1842)	2006-09
26.	31.49	Randy Steiner (63-1984)	1975-76



LYCOMING COLLEGE CAREER RETURN LEADERS

(Since program reinstatement in 1954)



Ricky Lannetti is the last Warrior to post two punt return touchdowns in his career, reaching the mark in 2003.



Parker Showers set the school record for kick return yardage and kick returns, setting both marks in 2012.



Jason Davis is third in school history with 846 kick return yards in his career.

PUNT RETURN YARDS

1.	1274	Rick Bealer (154-1274)	1987-90
2.	772	Ricky Lannetti (90-772)	2000-03
3.	726	Dave Nolan (99-726)	1978-79,79-82
4.	710	Matt Murdock (78-710)	2003-06
5.	639	Frank Girardi (94-639)	1985-88
6.	614	Ray Bierbach (59-614)	2008-11
7.	532	Vincent Joy (53-532)	1969-72
8.	497	George Gilbert (60-497)	1992-94
9.	483	Sean Graf (46-483)	1997-00
10.	319	Joe Shannon (50-319)	1980-83

PUNT RETURNS

1.	154	Rick Bealer (154-1274)	1987-90
2.	99	Dave Nolan (99-726)	1978-79,79-82
3.	94	Frank Girardi (94-639)	1985-88
4.	90	Ricky Lannetti (90-772)	2000-03
5.	78	Matt Murdock (78-710)	2003-06
6.	60	George Gilbert (60-497)	1992-94
	60	Dwight Stilwell (60-292)	1975-77
8.	59	Ray Bierbach (59-614)	2008-11
9.	53	Vincent Joy (53-532)	1969-72
10.	50	Joe Shannon (50-319)	1980-83

PUNT RETURN TDS

1.	2	Tom Vanaskie	1971-74
	2	John Grier	1955-58
	2	Jeff Wert	1979-82
	2	Vincent Joy	1969-72
	2	Rick Bealer	1987-90
	2	Ricky Lannetti	2000-03

AVERAGE YARDS/PUNT RETURN [MINIMUM 15 ATTEMPTS]

1.	13.83	Jarrin Campman (18-249)	2009-12
2.	10.50	Sean Graf (46-483)	1997-00
3.	10.41	Ray Bierbach (59-614)	2008-11
4.	10.04	Vincent Joy (53-532)	1969-72
5.	9.40	Josh Dixon (20-188)	2007-10
6.	9.12	Brett Zalonis (16-146)	1994-97
7.	9.10	Matt Murdock (78-710)	2003-06
8.	8.95	Kirby Fenton (20-179)	1977-79
9.	8.94	Jeff Wert (31-277)	1979-82
10.	8.58	Ricky Lannetti (90-772)	2000-03
11.	8.28	George Gilbert (60-497)	1992-94
12.	8.27	Rick Bealer (154-1274)	1987-90
13.	8.15	Tom Vanaskie (34-277)	1971-74

KICK RETURN YARDS

1.	1221	Parker Showers (47-1221)	2009-12
2.	987	Ricky Lannetti (45-987)	2000-03
3.	846	Jason Davis (34-846)	1996-99
4.	759	Dave Nolan (38-759)	1978-82
5.	741	Craig Needhammer (35-741)	2011-13
6.	657	George Gilbert (33-657)	1992-94
7.	583	Brian Wolfgang (32-583)	1991-94
8.	560	Josh Dixon (29-560)	2007-10
9.	462	Dre Purdy (19-462)	2009
10.	458	Ryan Umpleby (21-458)	2012-13
11.	451	Ray Bierbach (23-451)	2008-11
12.	446	Joe Shannon (23-446)	1980-83
13.	403	Chris Beissel (24-403)	2003-06

KICK RETURNS

1.	47	Parker Showers (47-1221)	2009-12
2.	45	Ricky Lannetti (45-987)	2000-03
3.	38	Dave Nolan (38-759)	1978-79,79-82
4.	35	Craig Needhammer (35-741)	2011-13
5.	34	Jason Davis (34-846)	1996-99
6.	33	George Gilbert (33-657)	1992-94
7.	32	Brian Wolfgang (32-583)	1991-94
8.	29	Josh Dixon (29-560)	2007-10
9.	24	Chris Beissel (24-403)	2003-06
10.	23	Ray Bierbach (23-451)	2008-11
	23	Joe Shannon (23-446)	1980-83
12.	22	Brian Thompson (22-398)	1995-98
	22	Adam Straub (22-361)	2001-02
14.	21	Ryan Umpleby (21-458)	2012-13
	21	Frank Girardi (21-358)	1985-88
	21	Nate Hanner (21-377)	2004-07
17.	20	Matt Murdock (20-374)	2003-06

KICK RETURN TDS

1.	1	Bob Jones	1965-66
	1	Parker Showers	2009-12
	1	Ken Polcyn	1954-57
	1	Jay Tray	1966-68
	1	John Joe	1955-58

AVERAGE YARDS/KICK RETURN [MINIMUM 15 ATTEMPTS]

1.	25.98	Parker Showers (47-1221)	2009-12
2.	24.88	Jason Davis (34-846)	1996-99
3.	24.32	Dre Purdy (19-462)	2009
4.	21.93	Ricky Lannetti (45-987)	2000-03
5.	21.81	Ryan Umpleby (21-458)	2012-13
6.	21.17	Craig Needhammer (35-741)	2011-13
7.	20.28	Lock Jennings (18-365)	1973-74
8.	19.97	Dave Nolan (38-759)	1978-79,79-82
9.	19.91	George Gilbert (33-657)	1992-94
10.	19.61	Ray Bierbach (23-451)	2008-11
11.	19.50	R. Schiccatano (18-351)	2004-05
12.	19.39	Joe Shannon (23-446)	1980-83
13.	19.31	Josh Dixon (29-560)	2007-10
14.	18.70	Matt Murdock (20-374)	2003-06
15.	18.22	Brian Wolfgang (32-583)	1991-94
16.	18.09	Brian Thompson (22-398)	1995-98



LYCOMING COLLEGE CAREER TACKLING LEADERS

(Since program reinstatement in 1954)



Anthony Marascio is 16th in school history with 227 career tackles and 15th with 18.5 sacks.



Chicky Pollick holds the school's career record with 44 career sacks.

TOTAL TACKLES

1.	440	Tom Pietrzak (244-196)	1982-84,86
2.	273	Brett Zalonis (177-96)	1994-97
	273	Joe Hirsch (134-139)	1982-86
4.	272	Chuck Bellitto (162-110)	2007-10
5.	256	Bill Small (182-74)	1987-91
6.	255	Wade Ritter (154-101)	1980-83
7.	247	Rick Bealer (184-63)	1987-90
8.	245	Jerry Butler (164-81)	1975-78
	245	Ryan Rupprecht (171-74)	1998-01
10.	244	Dick Kaiser (140-104)	1985-87
11.	242	Mickey Pease (161-81)	1978-81
12.	241	Luke Sterling (134-107)	2002-05
13.	231	Cameron Coleman (133-98)	1996-99
	231	Chicky Pollick (152-79)	1984-87
15.	229	Ron Hoover (145-84)	1977-80
16.	227	Anthony Marascio (102-125)	2008-11
17.	223	Bob Shull (139-84)	1991-94
18.	211	John Scanlan (169-42)	1997-00
	211	Kabongo Bukasa (97-114)	2010-13
20.	208	Jon DeFoe (141-67)	1987-90
21.	206	Keith Jenkins (131-75)	1995-98
22.	203	Jesse Gambone (151-52)	1996-00
23.	201	Mike Boures (123-78)	1981-83,85
	201	Doug Schonewolf (145-56)	1979-82
25.	200	Jeff Tinney (150-50)	1997-00

UNASSISTED TACKLES

1.	244	Tom Pietrzak (244-196)	1982-84,86
2.	184	Rick Bealer (184-63)	1987-90
3.	182	Bill Small (182-74)	1987-91
4.	177	Brett Zalonis (177-96)	1994-97
5.	171	Ryan Rupprecht (171-74)	1998-01
6.	169	John Scanlan (169-42)	1997-00
7.	164	Jerry Butler (164-81)	1975-78
8.	162	Chuck Bellitto (162-110)	2007-10
9.	161	Mickey Pease (161-81)	1978-81
10.	154	Wade Ritter (154-101)	1980-83
11.	152	Chicky Pollick (152-79)	1984-87
12.	151	Jesse Gambone (151-52)	1996-00
13.	150	Jeff Tinney (150-50)	1997-00

ASSISTED TACKLES

1.	196	Tom Pietrzak (244-196)	1982-84,86
2.	139	Joe Hirsch (134-139)	1982-86
3.	125	Anthony Marascio (102-125)	2008-11
4.	115	Dwight Hentz (63-115)	2010-13
5.	114	Kabongo Bukasa (97-114)	2010-13
6.	110	Chuck Bellitto (162-110)	2007-10
7.	107	Luke Sterling (134-107)	2002-05
8.	104	Dick Kaiser (140-104)	1985-87
9.	101	Wade Ritter (154-101)	1980-83
10.	98	Cameron Coleman (133-98)	1996-99
11.	96	Brett Zalonis (177-96)	1994-97

YARDS FROM SACKS

1.	304	Keith Jenkins (40-2/304)	1995-98
2.	260	Mark Seagreaves (40-4/260)	1997-00
3.	163	Cameron Coleman (21-2/163)	1996-99
4.	141	Anthony Marascio (16-5/141)	2008-11
5.	127	Dwight Hentz (14-11/127)	2010-13
6.	115	Ryan Yaple (15-5/115)	2004-07
7.	102	Todd Riescher (7-5/102)	1999-00
8.	101	Ted Geurds (11-8/101)	2006-09
9.	95	Luke Sterling (13-4/95)	2002-05
10.	88	Zach Latsha (12-2/88)	1999-02
	88	Nate Oropollo (10-8/88)	2009-12

QUARTERBACK SACKS

1.	44.0	Chicky Pollick	1984-87
2.	42.0	Mark Seagreaves (40-4/260)	1997-00
3.	41.0	Keith Jenkins (40-2/304)	1995-98
4.	28.5	Mike Boures (28-1)	1981-83,85
5.	27.0	Doug Schonewolf	1979-82
6.	25.0	Joe Emrick (25/81)	1989-92
	25.0	Wade Ritter (23-4)	1980-83
8.	22.0	Cameron Coleman (21-2/163)	1996-99
	22.0	Mike Rantuccio	1984-85,87-88
	22.0	Jerry Butler	1975-78
	22.0	Mike Gilmore	1984-85,87-88
12.	21.5	Joe Sullivan (19-5)	1981-83
13.	21.0	Don Kinney	1987-89,91
14.	19.5	Dwight Hentz (14-11/127)	2010-13
15.	19.0	Dick Kaiser (19-0/0)	1985-87
16.	18.5	Anthony Marascio (16-5/141)	2008-11
17.	17.5	Ryan Yaple (15-5/115)	2004-07
18.	17.0	Mickey Pease (17-0/0)	1978-81
	17.0	Mike Prowant (17-0/0)	1974-77
20.	16.5	Shawn Bell (15-3/84)	1993-96
21.	15.0	Ted Geurds (11-8/101)	2006-09
	15.0	Luke Sterling (13-4/95)	2002-05
	15.0	Vince Butaitis (15-0/0)	1986-89
	15.0	Steve Fasulka (15-0/0)	1985-86

YARDS FROM TACKLES FOR LOSS

1.	325	Mark Seagreaves (75/325)	1997-00
2.	214	Cameron Coleman (55/214)	1996-99
3.	208	Keith Jenkins (46/208)	1995-98
4.	196	Anthony Marascio (36-18/196)	2008-11
5.	182	Dwight Hentz (24-29/182)	2010-13
6.	146	Luke Sterling (38-0/146)	2002-05
7.	145	Ryan Yaple (27-6/145)	2004-07
8.	140	Chris Roantree (33-0/140)	1999-02
9.	136	Ted Geurds (21-22/136)	2006-09
10.	135	Ryan Rupprecht (45-0/135)	1998-01
11.	131	Zach Latsha (40-0/131)	1999-02
12.	120	Nate Oropollo (19-12/120)	2009-12
13.	113	Todd Riescher (18-0/113)	1999-00
14.	105	Sean McGinley (24-0/105)	2000-03
15.	103	Dave VanNort (33-0/103)	2003-06

TACKLES FOR LOSS

1.	75.0	Mark Seagreaves (75-0/325)	1997-00
2.	55.0	Cameron Coleman (55-0/214)	1996-99
3.	46.0	Keith Jenkins (46-0/208)	1995-98
4.	45.0	Ryan Rupprecht (45-0/135)	1998-01
	45.0	Anthony Marascio (36-18/196)	2008-11
6.	40.0	Zach Latsha (40-0/131)	1999-02
7.	38.5	Dwight Hentz (24-29/182)	2010-13
8.	38.0	Luke Sterling (38-0/146)	2002-05
9.	34.0	Chicky Pollick (34-0/0)	1984-87
10.	33.0	Chris Roantree (33-0/140)	1999-02
	33.0	Dave VanNort (33-0/103)	2003-06
12.	32.0	Ted Geurds (21-22/136)	2006-09
13.	30.0	Ryan Yaple (27-6/145)	2004-07
	30.0	Brett Zalonis (30-0/93)	1994-97
15.	29.0	Jesse Gambone (29-0/91)	1996-00
16.	27.5	Mike DiPlacido (22-11/84)	2005-07
17.	25.0	Nate Oropollo (19-12/120)	2009-12
	25.0	Ken Bergmann (25-0/91)	1991-94



LYCOMING COLLEGE CAREER DEFENSIVE LEADERS

(Since program reinstatement in 1954)



Brett Zalonis notched two returns for a touch-down in his career.



Ryan Fenningham, an all-conference defensive back, returned a fumble for a touchdown in 2011.

INTERCEPTION RETURN YARDS

1.	348	Ray Bierbach (15-348)	2008-11
2.	297	John Scanlan (22-297)	1997-00
3.	295	Sean Graf (15-295)	1997-00
4.	281	Rick Bealer (31-281)	1987-90
5.	249	Scott Miller (17-249)	1991-94
6.	234	Dave Nolan (17-234)	1978-79,79-82
7.	230	Mike Flaherty (10-230)	1984-87
8.	220	Ryan Repko (8-220)	2003-06
9.	214	Jesse Gambone (13-214)	1996-00
10.	191	Tanner Troutman (14-191)	2011-13
11.	181	Matt Murdock (9-181)	2003-06
12.	180	Brett Zalonis (18-180)	1994-97
13.	169	Bill Keim (10-169)	1982-85

INTERCEPTIONS

1.	31	Rick Bealer (31-281)	1987-90
2.	22	John Scanlan (22-297)	1997-00
3.	18	Brett Zalonis (18-180)	1994-97
4.	17	Scott Miller (17-249)	1991-94
	17	Dave Nolan (17-234)	1978-79,79-82
6.	15	Ray Bierbach (15-348)	2008-11
	15	Sean Graf (15-295)	1997-00
	15	Bill Small (15-149)	1987-91
9.	14	Tanner Troutman (14-191)	2011-13
10.	13	Jesse Gambone (13-214)	1996-00
11.	11	Matt Henrich (11-139)	1999-02
	11	Jeff Mahalik (11-93)	1989-92
	11	Jason Logue (11-74)	1993-96
	11	George Connaghan (11-62)	1981-83
15.	10	Mike Flaherty (10-230)	1984-87
	10	Bill Keim (10-169)	1982-85
	10	Joe Shannon (10-141)	1980-83
	10	Tom Hartman (10-115)	1988-91
	10	Matt Cosgrove (10-95)	1994-97
	10	Ryan Fenningham (10-48)	2010-12

INTERCEPTION RETURN TDS

1.	3	Brett Zalonis	1994-97
2.	2	John Scanlan	1997-00
	2	Bill Keim	1982-85
	2	Sean Graf	1997-00
	2	Mike Venango	1995-98
	2	Jesse Gambone	1996-00
	2	Vincent Joy	1969-72
	2	Wayne Bohn	1955-57

PASS BREAKUPS

1.	43	Mike Flaherty	1984-87
2.	33	Brett Zalonis	1994-97
3.	32	Joe Harvey	1983-86
4.	29	Rick Bealer	1987-90
5.	27	John Scanlan	1997-00
6.	26	Clay McCarty	1991-94
	26	Matt Talerico	2009-12
8.	24	Jake Davis	1999-02
9.	23	Scott Miller	1991-94
	23	Jeff Tinney	1997-00
	23	Sean Graf	1997-00
12.	22	Vreeland Wood	2004-07
	22	Brad Gilmore	1993-96
14.	21	Brian Kaspick	2001-04
	21	Joe Shannon	1980-83
16.	20	John Verton	1995-96

FUMBLE RETURN TDS

1.	1	Ryan Fenningham	2010-12
	1	Mike Piotrowicz	2002-04
	1	Garrett Zoschg	2000,02-03
	1	Matt Murdock	2003-06
	1	Ray Bierbach	2008-11
	1	Luke Sterling	2002-05
	1	Emery Hanscom	1956
	1	Ron Betts	1967
	1	Ryan Rupprecht	1998-01
	1	Mike Prowant	1974-77
	1	Kody Flail	2011-12
	1	Ike Williams	1957-58
	1	Steve Weigle	1973-76
	1	Steve DiMichele	1971-72
	1	Dustin Heintzelman	2004-07
	1	Chris Tribanias	2006,08
	1	Harry Salvaggio	1968-71
	1	Mark Boehm	1973-74
	1	Matt Talerico	2009-12
	1	Jim Miller	1956-58
	1	John Cox	1956-59

FUMBLES FORCED

1.	8	Keith Jenkins	1995-98
	8	John Verton	1995-96
3.	6	Anthony Marascio	2008-11
	6	Jeff Oakley	1991-94
5.	5	Cameron Coleman	1996-99
	5	Tim Schmidt	2001-03
	5	Brett Zalonis	1994-97
8.	4	Spencer Reynolds	1992-95
	4	Luke Sterling	2002-05
	4	Dave VanNort	2003-06
	4	Shawn Bell	1993-96
	4	Jeff Tinney	1997-00
	4	Andy Chulock	1987-89,91-92
	4	Kabongo Bukasa	2010-13
	4	John Scanlan	1997-00
	4	Rick Bealer	1987-90
	4	Ted Geurds	2006-09

FUMBLES RECOVERED

1.	11	Wade Ritter	1980-83
2.	10	Mike Gilmore	1984-85,87-88
3.	9	Chicky Pollick	1984-87
4.	8	Joe Wade	1985-86,88-89
	8	Keith Jenkins	1995-98
6.	7	Mark Sitler	1982-85
	7	Vince Butaitis	1986-89
	7	Ron Hoover	1977-80
	7	Doug Schonewolf	1979-82
10.	6	John Scanlan	1997-00
11.	5	Steve Connaghan	1979-81
	5	Luke Sterling	2002-05
	5	Bob Sinnott	1977-80
	5	Jon DeFoe	1987-90
	5	Jim Tkach	1974-77
	5	Sean Graf	1997-00
	5	Mike Prowant	1974-77
	5	Mickey Pease	1978-81
	5	Garrett Zoschg	2000,02-03

BLOCKED KICKS

1.	4	Mike Prowant	1974-77
2.	3	Steve Wiser	1970-73
	3	Mike Venango	1995-98
	3	C.J. Arhontakis	2010-13



LYCOMING COLLEGE SINGLE-SEASON RUSHING LEADERS

(Since program reinstatement in 1954)



Troy Erdman became the first 1,000-yard rusher in school history, notching 1,215 yards in 1989.



Jared Morris holds the school record for average yards per rush at 6.32 in 2002.

RUSHING YARDS

1.	1446	Brian Thompson (253-1446)	1997
2.	1247	Tim Deasey (234-1247)	2001
3.	1215	Troy Erdman (235-1215)	1989
4.	1212	Josh Kleinfelter (216-1212)	2010
5.	1184	Craig Needhammer (245-1184)	2013
6.	1123	Josh Kleinfelter (236-1123)	2008
7.	1026	Tim Deasey (222-1026)	2000
8.	1005	Jared Morris (159-1005)	2002
9.	1000	Jamie Allen (207-1000)	1996
10.	954	Cory Sheridan (230-954)	1992
11.	864	Brian Thompson (193-864)	1998
12.	833	Kevin McVey (219-833)	1976
13.	821	Josh Kleinfelter (186-821)	2009
14.	816	Parker Showers (173-816)	2011
15.	805	Kevin McVey (210-805)	1978
16.	790	Joe Parsnik (188-790)	1985
17.	786	Joe Parsnik (183-786)	1984
18.	778	Larry Barretta (166-778)	1986
19.	775	Brian Thompson (162-775)	1995
20.	765	Parker Showers (155-765)	2012
21.	761	Cory Sheridan (194-761)	1991

RUSHING ATTEMPTS


1.	253	Brian Thompson (253-1446)	1997
2.	245	Craig Needhammer (245-1184)	2013
3.	236	Josh Kleinfelter (236-1123)	2008
4.	235	Troy Erdman (235-1215)	1989
5.	234	Tim Deasey (234-1247)	2001
6.	230	Cory Sheridan (230-954)	1992
7.	222	Tim Deasey (222-1026)	2000
8.	219	Kevin McVey (219-833)	1976
9.	216	Josh Kleinfelter (216-1212)	2010
10.	210	Kevin McVey (210-805)	1978
11.	207	Jamie Allen (207-1000)	1996
12.	194	Cory Sheridan (194-761)	1991
13.	193	Brian Thompson (193-864)	1998
14.	188	Joe Parsnik (188-790)	1985
15.	186	Josh Kleinfelter (186-821)	2009
16.	183	Joe Parsnik (183-786)	1984
17.	180	Cory Sheridan (180-670)	1990

RUSHING TOUCHDOWNS

1.	13	Tim Deasey	2001
	13	Jason Marraccini	1997
3.	12	Brian Thompson	1998
4.	11	Josh Kleinfelter	2008
	11	Jared Morris	2002
	11	Craig Needhammer	2013
	11	Joe Parsnik	1985
8.	10	Joe Parsnik	1984
	10	Larry Barretta	1984
	10	Brian Thompson	1997
	10	Cory Sheridan	1992

AVERAGE YARDS/RUSH (MINIMUM 100 ATTEMPTS)

1.	6.32	Jared Morris (159-1005)	2002
2.	5.81	Burt Richardson (95-552)	1959
3.	5.81	Tim Deasey (93-540)	1999
4.	5.72	Brian Thompson (253-1446)	1997
5.	5.66	Craig Needhammer (110-623)	2011
6.	5.61	Josh Kleinfelter (216-1212)	2010
7.	5.33	Tim Deasey (234-1247)	2001
8.	5.17	Troy Erdman (235-1215)	1989
9.	5.09	Jon Neve (105-534)	2002
10.	5.08	Mike Santoleri (110-559)	1982
11.	5.06	John Grier (98-496)	1958
12.	5.05	Seth Keller (135-682)	1962



Kevin McVey is one of three rushers in school history with two seasons with 200 rushing attempts.

RUSHING YARDS/GAME (MINIMUM 15 GAMES)

1.	138.6	Tim Deasey (9 games)	2001
2.	121.2	Josh Kleinfelter (10 games)	2010
3.	118.4	Craig Needhammer (10 games)	2013
4.	114.0	Tim Deasey (9 games)	2000
5.	111.7	Jared Morris (9 games)	2002
6.	111.2	Brian Thompson (13 games)	1997
7.	102.1	Josh Kleinfelter (11 games)	2008
8.	101.2	Troy Erdman (12 games)	1989
9.	95.4	Cory Sheridan (10 games)	1992
10.	92.6	Kevin McVey (9 games)	1976
11.	90.7	Parker Showers (9 games)	2011
12.	89.4	Kevin McVey (9 games)	1978
13.	85.2	Seth Keller (8 games)	1962
14.	83.3	Jamie Allen (12 games)	1996
15.	82.1	Josh Kleinfelter (10 games)	2009
16.	78.6	Joe Parsnik (10 games)	1984
17.	78.5	Brian Thompson (11 games)	1998
18.	77.8	Larry Barretta (10 games)	1986
19.	77.1	Seth Keller (8 games)	1963
20.	76.5	Parker Showers (10 games)	2012

100-YARD RUSHING GAMES

1.	8	Brian Thompson	1997
2.	7	Craig Needhammer	2013
3.	6	Jared Morris	2002
	6	Troy Erdman	1989
5.	5	Josh Kleinfelter	2010
	5	Tim Deasey	2001
	5	Cory Sheridan	1992
8.	4	Josh Kleinfelter	2008
	4	Tim Deasey	2000
	4	Brian Thompson	1995



LYCOMING COLLEGE SINGLE-SEASON PASSING LEADERS

(Since program reinstatement in 1954)



Keith Cadden holds the school record for passing yards and passing touchdowns, both set in 1996.

PASSING YARDS

1.	2895	Keith Cadden (208-308-15)	1996
2.	2706	Ed Dougherty (226-404-13)	1990
3.	2682	Jason Marraccini (175-298-16)	1998
4.	2642	Ed Dougherty (217-377-17)	1991
5.	2473	Phil Mann (186-358-14)	2003
6.	2215	Rick Burd (140-250-12)	1980
7.	2191	Keith Cadden (168-351-13)	1995
8.	2167	Ryan Swailes (147-299-12)	1999
9.	2139	Jason Marraccini (132-246-17)	1997
10.	2135	Ed Dougherty (171-310-16)	1989
11.	2097	Larry Barretta (143-287-10)	1986
12.	2038	Tyler Jenny (161-246-8)	2013
13.	2035	Colin Dwyer (165-322-20)	2008
14.	2006	Joe Feerrar (139-260-5)	2001

PASSING TDs

1.	29	Keith Cadden	1996	
2.	26	Ed Dougherty	1989	
3.	25	Larry Barretta	1986	
4.	23	Jason Marraccini	1998	
		23	Larry Barretta	1985
6.	22	Ed Dougherty	1990	
		22	Ed Dougherty	1991
8.	20	Ryan Swailes	1999	
		20	Keith Cadden	1995
10.	18	Joe Feerrar	2001	
		18	Jason Marraccini	1997
12.	17	Rick Burd	1980	
		17	Tyler Jenny	2012
14.	16	Joe Feerrar	2000	
		16	Phil Mann	2003
		16	Tyler Jenny	2013

PASSES HAD INTERCEPTED

1.	21	Wayne Miller (95-197-21)	1964	
2.	20	Colin Dwyer (165-322-20)	2008	
3.	17	Colin Dwyer (157-305-17)	2009	
		17	Ed Dougherty (217-377-17)	1991
		17	Jason Marraccini (132-246-17)	1997
6.	16	Ed Dougherty (171-310-16)	1989	
		16	Jason Marraccini (175-298-16)	1998
8.	15	Keith Cadden (208-308-15)	1996	
9.	14	Phil Mann (186-358-14)	2003	
		14	Gunther Nellen (33-93-14)	1971
		14	Bill Grace (40-114-14)	1973

**PASS COMPLETION PCT
[MINIMUM 50 ATTEMPTS]**

1.	75.0	Wayne Miller (69-92-5)	1965
2.	67.5	Keith Cadden (208-308-15)	1996
3.	65.4	Tyler Jenny (161-246-8)	2013
4.	60.5	Tyler Jenny (150-248-4)	2012
5.	60.3	Paul Motta (35-58-3)	1956
6.	59.7	Phil Mann (80-134-5)	2002
7.	59.0	Glenn Smith (135-229-9)	2006
8.	58.7	Jason Marraccini (175-298-16)	1998
9.	58.4	Colin Dwyer (66-113-5)	2007
10.	57.6	Ed Dougherty (217-377-17)	1991
11.	56.0	Rick Burd (140-250-12)	1980
12.	55.9	Ed Dougherty (226-404-13)	1990
13.	55.2	Zach Klinger (143-259-9)	2010
14.	55.2	Ed Dougherty (171-310-16)	1989
15.	55.0	Glenn Smith (120-218-11)	2005

PASS EFFICIENCY

[MINIMUM 50 ATTEMPTS]

1.	167.8	Keith Cadden (208-308-15)	1996
2.	156.4	Wayne Miller (69-92-5)	1965
3.	150.0	Tyler Jenny (161-246-8)	2013
4.	149.1	Jason Marraccini (175-298-16)	1998
5.	143.4	Phil Mann (80-134-5)	2002
6.	143.3	Rick Burd (140-250-12)	1980
7.	142.7	Joe Feerrar (107-205-7)	2000
8.	138.6	Larry Barretta (121-236-9)	1985
9.	137.3	Joe Feerrar (139-260-5)	2001
10.	137.0	Jason Marraccini (132-246-17)	1997
11.	136.0	Tyler Jenny (150-248-4)	2012
12.	133.0	Larry Barretta (143-287-10)	1986
13.	130.4	Ed Dougherty (171-310-16)	1989
14.	126.7	Ed Dougherty (217-377-17)	1991
15.	124.1	Ryan Swailes (147-299-12)	1999
16.	123.7	Ed Dougherty (226-404-13)	1990
17.	122.8	Rick Burd (92-198-13)	1979
18.	122.2	Zach Klinger (143-259-9)	2010

**AVERAGE YARDS/
PASS ATTEMPT**

[MINIMUM 50 ATTEMPTS]

1.	9.4	Keith Cadden (208-308-15)	1996
2.	9.0	Jason Marraccini (175-298-16)	1998
3.	8.9	Rick Burd (140-250-12)	1980
4.	8.7	Jason Marraccini (132-246-17)	1997
5.	8.5	Joe Feerrar (107-205-7)	2000
6.	8.4	Wayne Miller (69-92-5)	1965
7.	8.3	Tyler Jenny (161-246-8)	2013
8.	8.2	Phil Mann (80-134-5)	2002
9.	7.9	Rick Burd (92-198-13)	1979
10.	7.7	Joe Feerrar (139-260-5)	2001
11.	7.5	Larry Barretta (121-236-9)	1985
12.	7.3	Larry Barretta (143-287-10)	1986
13.	7.2	Ryan Swailes (147-299-12)	1999
14.	7.0	Ed Dougherty (217-377-17)	1991

**PASSING YARDS/GAME
[MINIMUM 5 GAMES]**

1.	243.8	Jason Marraccini (11 games)	1998
2.	241.2	Keith Cadden (12 games)	1996
3.	240.2	Ed Dougherty (11 games)	1991
4.	224.8	Phil Mann (11 games)	2003
5.	222.9	Joe Feerrar (9 games)	2001
6.	221.5	Rick Burd (10 games)	1980
7.	216.7	Ryan Swailes (10 games)	1999
8.	209.7	Larry Barretta (10 games)	1986
9.	208.2	Ed Dougherty (13 games)	1990
10.	203.8	Tyler Jenny (10 games)	2013
11.	203.5	Colin Dwyer (10 games)	2008
12.	199.2	Keith Cadden (11 games)	1995
13.	194.2	Joe Feerrar (9 games)	2000
14.	177.9	Ed Dougherty (12 games)	1989
15.	177.0	Zach Klinger (10 games)	2010

PASS ATTEMPTS

1.	404	Ed Dougherty (226-404-13)	1990
2.	377	Ed Dougherty (217-377-17)	1991
3.	358	Phil Mann (186-358-14)	2003
4.	351	Keith Cadden (168-351-13)	1995
5.	322	Colin Dwyer (165-322-20)	2008
6.	310	Ed Dougherty (171-310-16)	1989
7.	308	Keith Cadden (208-308-15)	1996
8.	305	Colin Dwyer (157-305-17)	2009
9.	299	Ryan Swailes (147-299-12)	1999
10.	298	Jason Marraccini (175-298-16)	1998
11.	287	Larry Barretta (143-287-10)	1986
12.	260	Joe Feerrar (139-260-5)	2001
13.	259	Zach Klinger (143-259-9)	2010
14.	250	Rick Burd (140-250-12)	1980

PASS COMPLETIONS

1.	226	Ed Dougherty (226-404-13)	1990	
2.	217	Ed Dougherty (217-377-17)	1991	
3.	208	Keith Cadden (208-308-15)	1996	
4.	186	Phil Mann (186-358-14)	2003	
5.	175	Jason Marraccini (175-298-16)	1998	
6.	171	Ed Dougherty (171-310-16)	1989	
7.	168	Keith Cadden (168-351-13)	1995	
8.	165	Colin Dwyer (165-322-20)	2008	
9.	161	Tyler Jenny (161-246-8)	2013	
10.	157	Colin Dwyer (157-305-17)	2009	
11.	150	Tyler Jenny (150-248-4)	2012	
12.	147	Ryan Swailes (147-299-12)	1999	
13.	143	Zach Klinger (143-259-9)	2010	
		143	Larry Barretta (143-287-10)	1986
15.	140	Rick Burd (140-250-12)	1980	
16.	139	Joe Feerrar (139-260-5)	2001	
17.	135	Glenn Smith (135-229-9)	2006	
18.	132	Jason Marraccini (132-246-17)	1997	
19.	130	Ellio Domenick (130-241-12)	1992	



LYCOMING COLLEGE SINGLE-SEASON RECEIVING LEADERS

(Since program reinstatement in 1954)



Joe Hanna averaged a school-record 23.04 yards per catch during the 2000 season.



Rich Kessler was the first Warrior to post 50 receptions in a season, catching 50 passes in 1985.

PASS RECEPTION YARDS

1.	1271	Tim Dumas (76-1271)	1998
2.	1093	Tim Dumas (58-1093)	1997
3.	968	Steve Verton (58-968)	1995
4.	966	Tim Dumas (54-966)	1999
5.	955	Ricky Lannetti (70-955)	2003
6.	918	Ryan Wagaman (56-918)	2010
7.	867	Steve Verton (46-867)	1996
8.	819	Mike Burd (37-819)	1980
9.	800	Matt Atkinson (62-800)	2013
10.	779	James O'Malley (44-779)	1986
11.	757	Vic Olear (54-757)	1989
12.	752	Rich Kessler (50-752)	1985
13.	747	Steve Verton (50-747)	1994
14.	671	Ryan Wagaman (51-671)	2009
15.	670	Brad Shellenberger (45-670)	2008
16.	667	Bill Kilpatrick (38-667)	1979
17.	660	Dave Bodmer (53-660)	1991
18.	651	Rich Kessler (39-651)	1986
19.	649	Tom Ralicke (43-649)	1996
20.	643	Rich Kessler (35-643)	1984
21.	628	Jeff Wert (46-628)	1980
22.	619	James O'Malley (33-619)	1985

PASS RECEPTIONS

1.	76	Tim Dumas (76-1271)	1998
2.	70	Ricky Lannetti (70-955)	2003
3.	62	Matt Atkinson (62-800)	2013
4.	58	Tim Dumas (58-1093)	1997
	58	Steve Verton (58-968)	1995
6.	56	Ryan Wagaman (56-918)	2010
7.	54	Tim Dumas (54-966)	1999
	54	Vic Olear (54-757)	1989
9.	53	Dave Bodmer (53-660)	1991
10.	52	Sean Hennigar (52-528)	2003
11.	51	Ryan Wagaman (51-671)	2009
12.	50	Rich Kessler (50-752)	1985
	50	Steve Verton (50-747)	1994
14.	47	Ryan Wagaman (47-570)	2008
15.	46	Steve Verton (46-867)	1996
	46	Jeff Wert (46-628)	1980
17.	45	Brad Shellenberger (45-670)	2008
	45	Cory Sheridan (45-399)	1991
19.	44	James O'Malley (44-779)	1986
	44	Tom Ralicke (44-552)	1995
21.	43	Tom Ralicke (43-649)	1996
	43	Jarrin Campman (43-561)	2012
23.	41	Matt Harvey (41-576)	1990
	41	Brad Shellenberger (41-371)	2007
25.	40	Dave Bodmer (40-524)	1990
	40	Tom Zulkowski (40-500)	2001

PASS RECEPTION TDs

1.	13	James O'Malley	1986
2.	12	Steve Verton	1996
	12	Tim Dumas	1999
4.	11	Jarrin Campman	2012
	11	James O'Malley	1985
6.	10	Steve Verton	1995
	10	Tim Dumas	1998
	10	Vic Olear	1989
9.	9	Vic Olear	1988
	9	Rich Kessler	1985
11.	8	Tim Dumas	1997
	8	Jeff Wert	1982
	8	Chris Dauber	2001
	8	Paul Holloman	1989



Ryan Wagaman was the last receiver to post 900 receiving yards in a season, posting 918 in 2010.

AVERAGE YARDS/CATCH [MINIMUM 20 RECEPTIONS]

1.	23.04	Joe Hanna (24-553)	2000
2.	22.58	Chris Dauber (24-542)	2000
3.	22.14	Mike Burd (37-819)	1980
4.	20.73	Chris Dauber (26-539)	2001
5.	18.85	Steve Verton (46-867)	1996
6.	18.84	Tim Dumas (58-1093)	1997
7.	18.76	James O'Malley (33-619)	1985
8.	18.61	Warren Oliver (28-521)	2011
9.	18.60	Ray Withelder (20-372)	2002
10.	18.52	Ray Withelder (27-500)	2004
11.	18.37	Rich Kessler (35-643)	1984
12.	18.35	Joe Regenski (23-422)	1998
13.	17.89	Tim Dumas (54-966)	1999
14.	17.70	James O'Malley (44-779)	1986
15.	17.55	Bill Kilpatrick (38-667)	1979
16.	17.37	Jeff Wert (27-469)	1981
17.	17.26	Joe Hanna (23-397)	1999

RECEPTIONS/GAME [MINIMUM 5 GAMES]

1.	7.00	Ricky Lannetti (10 games)	2003
2.	6.91	Tim Dumas (11 games)	1998
3.	6.20	Matt Atkinson (10 games)	2013
4.	5.60	Ryan Wagaman (10 games)	2010
5.	5.56	Steve Verton (9 games)	1994
6.	5.40	Tim Dumas (10 games)	1999
7.	5.27	Steve Verton (11 games)	1995
8.	5.20	Sean Hennigar (10 games)	2003
	5.20	Joe DeSimone (5 games)	1991
10.	5.10	Ryan Wagaman (10 games)	2009
11.	5.00	Rich Kessler (10 games)	1985

100-YARD RECEIVING GAMES

1.	6	Tim Dumas	1997
	6	Tim Dumas	1998
3.	5	Tim Dumas	1999
4.	4	Steve Verton	1996
	4	Ryan Wagaman	2010
	4	James O'Malley	1986
	4	Mike Burd	1980
8.	3	Rich Kessler	1986
	3	Ricky Lannetti	2003
	3	Jeff Wert	1980
	3	Bill Kilpatrick	1979



Brian Thompson is the only player in school history to record 1,000 all-purpose yards three times in a career.



Ricky Lannetti set a school-record with 1,644 all-purpose yards during the 2003 season.

SINGLE-SEASON TOTAL OFFENSE/ALL-PURPOSE LEADERS

(Since program reinstatement in 1954)

TOTAL OFFENSE YARDS


1.	2875	Larry Barretta (453-2875)	1986
2.	2800	Keith Cadden (387-2800)	1996
3.	2752	Phil Mann (472-2752)	2003
4.	2734	Ed Dougherty (444-2734)	1991
5.	2691	Jason Marraccini (418-2691)	1998
6.	2678	Ed Dougherty (537-2678)	1990
7.	2443	Jason Marraccini (397-2443)	1997
8.	2369	Keith Cadden (426-2369)	1995
9.	2311	Larry Barretta (365-2311)	1985
10.	2167	Rick Burd (327-2167)	1980
11.	2137	Ryan Swailes (349-2137)	1999
12.	2071	Ed Dougherty (396-2071)	1989
13.	2062	Colin Dwyer (365-2062)	2008
14.	2030	Tyler Jenny (313-2030)	2013
15.	1940	Larry Barretta (369-1940)	1984
16.	1923	Joe Feerrar (304-1923)	2001
17.	1887	Zach Klingler (322-1887)	2010
18.	1833	Glenn Smith (346-1833)	2006
19.	1796	Tyler Jenny (293-1796)	2012
20.	1630	Joe Feerrar (263-1630)	2000
21.	1616	Zach Klingler (317-1616)	2011
22.	1575	Colin Dwyer (364-1575)	2009

TOTAL OFFENSE/GAME [MINIMUM 5 GAMES]

1.	287.5	Larry Barretta (10 games)	1986
2.	250.2	Phil Mann (11 games)	2003
3.	248.5	Ed Dougherty (11 games)	1991
4.	244.6	Jason Marraccini (11 games)	1998
5.	233.3	Keith Cadden (12 games)	1996
6.	216.7	Rick Burd (10 games)	1980
7.	215.4	Keith Cadden (11 games)	1995
8.	213.7	Ryan Swailes (10 games)	1999
9.	213.7	Joe Feerrar (9 games)	2001
10.	210.1	Larry Barretta (11 games)	1985
11.	206.2	Colin Dwyer (10 games)	2008
12.	206.0	Ed Dougherty (13 games)	1990
13.	203.7	Glenn Smith (9 games)	2006
14.	203.0	Tyler Jenny (10 games)	2013

TOTAL OFFENSE/PLAY [MINIMUM 100 PLAYS]

1.	7.88	Rick Burd (198-1560)	1979
2.	7.24	Keith Cadden (387-2800)	1996
3.	7.02	Phil Mann (162-1138)	2002
4.	6.63	Rick Burd (327-2167)	1980
5.	6.49	Tyler Jenny (313-2030)	2013
6.	6.44	Jason Marraccini (418-2691)	1998
7.	6.35	Larry Barretta (453-2875)	1986
8.	6.33	Larry Barretta (365-2311)	1985
9.	6.33	Joe Feerrar (304-1923)	2001
10.	6.32	Jared Morris (159-1005)	2002
11.	6.20	Joe Feerrar (263-1630)	2000
12.	6.16	Ed Dougherty (444-2734)	1991
13.	6.15	Jason Marraccini (397-2443)	1997
14.	6.13	Tyler Jenny (293-1796)	2012
15.	6.12	Ryan Swailes (349-2137)	1999
16.	6.03	Paul Haas (119-717)	1966



Jason Marraccini posted 2,400 yards of total offense in back-to-back seasons in 1997-98.

ALL PURPOSE YARDS

1.	1644	Ricky Lannetti	2003
2.	1614	Brian Thompson	1997
3.	1569	Troy Erdman	1989
4.	1539	Craig Needhammer	2013
5.	1483	Josh Kleinfelter	2008
6.	1343	Tim Deasey	2001
7.	1335	Jamie Allen	1996
8.	1295	Parker Showers	2012
9.	1258	Tim Dumas	1998
10.	1254	Josh Kleinfelter	2010
11.	1204	Cory Sheridan	1992
12.	1179	George Gilbert	1993
13.	1160	Cory Sheridan	1991
14.	1152	Brian Thompson	1995
15.	1123	Brian Thompson	1998
	1123	Tim Dumas	1997
17.	1081	Steve Verton	1995
18.	1076	Jared Morris	2002
19.	1069	Kevin McVey	1976
20.	1057	Craig Needhammer	2011
21.	1052	Ryan Umpleby	2013
22.	1031	Tim Deasey	2000

ALL PURPOSE YARDS/GAME [MINIMUM 5 GAMES]

1.	164.4	Ricky Lannetti (10 games)	2003
2.	153.9	Craig Needhammer (10 games)	2013
3.	149.2	Tim Deasey (9 games)	2001
4.	134.8	Josh Kleinfelter (11 games)	2008
5.	131.5	Ryan Umpleby (8 games)	2013
6.	130.8	Troy Erdman (12 games)	1989
7.	129.5	Parker Showers (10 games)	2012
8.	125.4	Josh Kleinfelter (10 games)	2010
9.	124.2	Brian Thompson (13 games)	1997
10.	120.4	Cory Sheridan (10 games)	1992
11.	119.6	Jared Morris (9 games)	2002
12.	118.8	Kevin McVey (9 games)	1976
13.	117.9	George Gilbert (10 games)	1993
14.	114.6	Tim Deasey (9 games)	2000
15.	114.4	Tim Dumas (11 games)	1998
16.	111.2	Jamie Allen (12 games)	1996
17.	105.8	Parker Showers (9 games)	2011
18.	105.7	Craig Needhammer (10 games)	2011
19.	105.5	Cory Sheridan (11 games)	1991
20.	104.7	Brian Thompson (11 games)	1995
21.	102.1	Brian Thompson (11 games)	1998



LYCOMING COLLEGE SINGLE-SEASON SCORING LEADERS

(Since program reinstatement in 1954)



Tim Deasey set the school record with 15 touchdowns scored in the 2001 season.



Zack Czap tied the school record for points by a kicker in 2011, posting 37 extra points and 12 field goals.

TOTAL POINTS SCORED

1.	86	Tim Deasey (14 TD, 1 PAT)	2001
2.	84	Craig Needhammer (14 TD)	2013
	84	Brian Thompson (14 TD)	1998
4.	78	James O'Malley (13 TD)	1986
	78	Jason Marraccini (13 TD)	1997
6.	73	Zack Czap (37 PAT, 12 FG)	2011
	73	John Phillips (34 PAT, 13 FG)	1990
8.	72	Jared Morris (12 TD)	2002
	72	Jarrin Campman (12 TD)	2012
	72	Steve Verton (12 TD)	1996
	72	Tim Dumas (12 TD)	1999
	72	Cory Sheridan (12 TD)	1992
	72	Cory Sheridan (12 TD)	1991
	72	Brian Thompson (12 TD)	1997
15.	66	Jeff Wert (11 TD)	1982
	66	James O'Malley (11 TD)	1985
	66	Steve Verton (11 TD)	1995
	66	Joe Parsnik (11 TD)	1985
	66	Josh Kleinfelter (11 TD)	2008
20.	64	Tim Dumas (10 TD, 2 PAT)	1998
	64	Jeff Cook (43 PAT, 7 FG)	1996
22.	63	Rusty Fricke (39 PAT, 8 FG)	1986
23.	62	Troy Erdman (10 TD, 1 PAT)	1989
24.	60	Tim Deasey (10 TD)	2000
	60	Rusty Fricke (30 PAT, 10 FG)	1984
	60	Joe Parsnik (10 TD)	1984
	60	Larry Barretta (10 TD)	1984
	60	Vic Olear (10 TD)	1989

TOUCHDOWNS SCORED

1.	14	Tim Deasey (13 rush, 1 rcv)	2001
	14	Craig Needhammer (11 rush, 3 rcv)	2013
	14	Brian Thompson (12 rush, 2 rcv)	1998
4.	13	James O'Malley (13 rush)	1986
	13	Jason Marraccini (13 rush)	1997
6.	12	Jared Morris (11 rush, 1 rcv)	2002
	12	Jarrin Campman (11 rush, 1 ret)	2012
	12	Steve Verton (12 rcv)	1996
	12	Tim Dumas (12 rcv)	1999
	12	Cory Sheridan (10 rush, 2 rcv)	1992
	12	Cory Sheridan (8 rush, 4 rcv)	1991
	12	Brian Thompson (10 rush, 2 rcv)	1997
13.	11	Jeff Wert (1 rush, 8 rcv, 2 ret)	1982
	11	Josh Kleinfelter (11 rush)	2008
	11	James O'Malley (11 rcv)	1985
	11	Steve Verton (1 rush, 10 rcv)	1995
	11	Joe Parsnik (11 rush)	1985
18.	10	Tim Deasey (9 rush, 1 rcv)	2000
	10	Larry Barretta (10 rush)	1984
	10	Joe Parsnik (10 rush)	1984
	10	Tim Dumas (10 rcv)	1998
	10	Troy Erdman (6 rush, 4 rcv)	1989
	10	Vic Olear (10 rcv)	1989



Larry Barretta helped score 32 touchdowns during the 1986 season for the Warriors.

TDS RESPONSIBLE FOR

1.	32	Larry Barretta	1986
2.	31	Jason Marraccini	1998
	31	Jason Marraccini	1997
	31	Keith Cadden	1996
5.	29	Larry Barretta	1985
	29	Ed Dougherty	1989
7.	26	Ed Dougherty	1990
8.	25	Phil Mann	2003
	25	Ed Dougherty	1991
10.	23	Keith Cadden	1995
	23	Ryan Swailes	1999
12.	20	Tyler Jenny	2012
	20	Joe Feerrar	2001
14.	19	Rick Burd	1980
	19	Tyler Jenny	2013
	19	Zach Klingler	2011
	19	Larry Barretta	1984
18.	17	Joe Feerrar	2000
19.	15	Colin Dwyer	2008
	15	Colin Dwyer	2009
	15	Ed Dougherty	1988
	15	Zach Klingler	2010



Jeff Cook set the school record with 43 point-after attempts made in 1996.



John Phillips set the school record with 13 field goals made during the 1990 season.

SINGLE-SEASON KICKING/PUNTING LEADERS

(Since program reinstatement in 1954)

PAT KICKS MADE

1.	43	Jeff Cook (43-50)	1996
2.	39	Rusty Fricke (39-40)	1986
3.	38	John Phillips (38-43)	1991
4.	37	Zack Czap (37-40)	2011
5.	35	Jeff Cook (35-45)	1997
	35	John Phillips (35-39)	1989
7.	34	John Phillips (34-36)	1990
	34	Dave Christensen (34-38)	2002
9.	33	John Shaffer (33-44)	1998
10.	32	Chris Schrader (32-36)	2003
	32	Lance Spitler (32-37)	1980
12.	31	Zack Czap (31-36)	2012
13.	30	Zack Czap (30-34)	2013
	30	Rusty Fricke (30-31)	1984
	30	Rusty Fricke (30-33)	1985
	30	Matt Schaeffer (30-36)	1999

PAT KICKS ATTEMPTED

1.	50	Jeff Cook (43-50)	1996
2.	45	Jeff Cook (35-45)	1997
3.	44	John Shaffer (33-44)	1998
4.	43	John Phillips (38-43)	1991
5.	40	Rusty Fricke (39-40)	1986
	40	Zack Czap (37-40)	2011
7.	39	John Phillips (35-39)	1989
8.	38	Dave Christensen (34-38)	2002
9.	37	Lance Spitler (32-37)	1980
10.	36	Zack Czap (31-36)	2012
	36	John Phillips (34-36)	1990
	36	Matt Schaeffer (30-36)	1999
	36	Chris Schrader (32-36)	2003

PAT KICK PCT [MINIMUM 20 ATTEMPTS]

1.	97.5	Rusty Fricke (39-40)	1986
2.	96.8	Rusty Fricke (30-31)	1984
3.	96.0	Robbi Bleistein (24-25)	1976
	96.0	Chris Schrader (24-25)	2004
5.	95.2	Lance Spitler (20-21)	1982
6.	94.4	John Phillips (34-36)	1990
7.	93.5	Jeff Cook (29-31)	1995
8.	92.5	Zack Czap (37-40)	2011
9.	91.3	Mike Monastra (21-23)	2005
10.	90.9	Rusty Fricke (30-33)	1985
11.	90.5	Robbi Bleistein (19-21)	1978
12.	90.3	T.J. Chiarolanza (28-31)	2010

FIELD GOALS MADE

1.	13	John Phillips (13-17)	1990
2.	12	Zack Czap (12-14)	2011
3.	10	Mike Monastra (10-13)	2006
	10	Rusty Fricke (10-17)	1984
	10	Scott Erickson (10-17)	2008
6.	9	Lance Spitler (9-14)	1980
7.	8	T.J. Chiarolanza (8-10)	2010
	8	Rusty Fricke (8-12)	1986
	8	John Phillips (8-12)	1989
	8	Chris Schrader (8-13)	2003
	8	John Shaffer (8-15)	1999

FIELD GOALS ATTEMPTED

1.	17	John Phillips (13-17)	1990
	17	Scott Erickson (10-17)	2008
	17	Rusty Fricke (10-17)	1984
4.	15	John Shaffer (8-15)	1999
5.	14	Lance Spitler (9-14)	1980
	14	Robbi Bleistein (6-14)	1979
	14	Zack Czap (12-14)	2011

FIELD GOAL PCT [MINIMUM 5 ATTEMPTS]

1.	85.7	Jeff Cook (6-7)	1995
	85.7	Eric Welshans (6-7)	1988
	85.7	Zack Czap (12-14)	2011
	85.7	Porfirio Goncalves (6-7)	1974
5.	80.0	Rusty Fricke (4-5)	1983
	80.0	T.J. Chiarolanza (8-10)	2010
7.	76.9	Mike Monastra (10-13)	2006
8.	76.5	John Phillips (13-17)	1990

PUNT YARDS

1.	3012	Craig Sellers (85-3012)	1987
2.	2868	Chris Howell (72-2868)	1985
3.	2822	Doug Schonewolf (76-2822)	1981
4.	2695	Gunther Nellen (76-2695)	1970
5.	2568	Doug Schonewolf (67-2568)	1982
6.	2563	Tom Ralicke (71-2563)	1996
7.	2544	Eric Welshans (74-2544)	1989
8.	2541	Eric Welshans (75-2541)	1990
9.	2421	Chris Howell (62-2421)	1986
10.	2360	Craig Sellers (71-2360)	1988
11.	2340	Paul Scott (67-2340)	1979
12.	2318	Dylan Dupuis (71-2318)	2003
13.	2292	Tom Ralicke (66-2292)	1995
14.	2290	Chris Howell (57-2290)	1984

PUNT ATTEMPTS

1.	85	Craig Sellers (85-3012)	1987
2.	76	Gunther Nellen (76-2695)	1970
	76	Doug Schonewolf (76-2822)	1981
4.	75	Eric Welshans (75-2541)	1990
5.	74	Eric Welshans (74-2544)	1989
6.	72	Chris Howell (72-2868)	1985
7.	71	Tom Ralicke (71-2563)	1996
	71	Dylan Dupuis (71-2318)	2003
	71	Craig Sellers (71-2360)	1988
10.	67	Paul Scott (67-2340)	1979
	67	Doug Schonewolf (67-2568)	1982
12.	66	Tom Ralicke (66-2292)	1995

AVERAGE YARDS/PUNT [MINIMUM 40 ATTEMPTS]

1.	42.97	John Shaffer (39-1676)	2000
2.	40.56	John Shaffer (43-1744)	1999
3.	40.18	Chris Howell (57-2290)	1984
4.	39.83	Chris Howell (72-2868)	1985
5.	39.05	Chris Howell (62-2421)	1986
6.	38.64	Paul Scott (55-2125)	1978
7.	38.33	Doug Schonewolf (67-2568)	1982
8.	38.07	Zack Czap (45-1713)	2013
9.	37.35	Steve Hill (46-1718)	1998
10.	37.13	Doug Schonewolf (76-2822)	1981
11.	36.10	Tom Ralicke (71-2563)	1996
12.	36.10	Paul Scott (51-1841)	1977
13.	36.05	Gunther Nellen (55-1983)	1971
14.	35.61	Jim Young (49-1745)	1967
15.	35.59	Tom Ralicke (58-2064)	1993
16.	35.46	Gunther Nellen (76-2695)	1970
17.	35.44	Craig Sellers (85-3012)	1987
18.	35.41	Wayne Bohn (22-779)	1957
19.	35.28	Bill Stringfoll (32-1129)	1992
20.	35.28	Doug Schonewolf (29-1023)	1980
21.	35.23	Wayne Bohn (22-775)	1955
22.	35.14	Zack Czap (44-1546)	2012



LYCOMING COLLEGE SINGLE-SEASON RETURN LEADERS

(Since program reinstatement in 1954)



Ray Bierbach averaged a school-record 16.0 yards per punt return during the 2009 season.



Parker Showers owns two of the three best averages per kick return during his career.

Jason Davis posted a record 31.27 yards per kick return during the 1998 season.



PUNT RETURN YARDS

Table with 3 columns: Rank, Name (Yards-Attempts), Year. Lists top 12 punt return yardage leaders.

PUNT RETURNS

Table with 3 columns: Rank, Name (Yards-Attempts), Year. Lists top 13 punt return leaders.

PUNT RETURN TDs

Table with 3 columns: Rank, Name (Yards-Attempts), Year. Lists top 4 punt return TD leaders.

AVERAGE YARDS/PUNT RETURN [MINIMUM 10 ATTEMPTS]

Table with 3 columns: Rank, Name (Yards-Attempts), Year. Lists top 15 average yards per punt return.

KICK RETURN YARDS

Table with 3 columns: Rank, Name (Yards-Attempts), Year. Lists top 12 kick return yardage leaders.

KICK RETURNS

Table with 3 columns: Rank, Name (Yards-Attempts), Year. Lists top 10 kick return leaders.

KICK RETURN TDs

Table with 3 columns: Rank, Name (Yards-Attempts), Year. Lists top 5 kick return TD leaders.

AVERAGE YARDS/KICK RETURN [MINIMUM 15 ATTEMPTS]

Table with 3 columns: Rank, Name (Yards-Attempts), Year. Lists top 15 average yards per kick return.



LYCOMING COLLEGE SINGLE-SEASON TACKLING LEADERS

(Since program reinstatement in 1954)



Bill Small earned All-American honors in 1990 after posting 117 tackles.



Mark Seagreaves set school records with 31 tackles for loss and 17 sacks during the 2000 season.

TOTAL TACKLES

1. 152	Tom Pietrzak (88-64)	1983
2. 148	Tom Pietrzak (93-55)	1986
3. 140	Steve Wiser (86-54)	1973
4. 124	Joe Hirsch (75-49)	1985
5. 117	Bill Small (80-37)	1990
6. 116	Jim Tkach (65-51)	1977
7. 109	John Verton (69-40)	1996
8. 108	Bob Sinnott (72-36)	1980
9. 105	Tom Pietrzak (40-65)	1984
10. 102	Ryan Rupprecht (78-24)	2000
102	Randy Parsons (52-50)	1976
12. 98	Mike Boures (58-40)	1983
13. 94	Steve Connaghan (65-29)	1981
94	Brett Zalonis (66-28)	1997
15. 93	Ron Hoover (61-32)	1980
16. 91	Jerry Butler (62-29)	1977
91	Jerry Butler (62-29)	1978
18. 90	Mike Prowant (60-30)	1977

UNASSISTED TACKLES

1. 93	Tom Pietrzak (93-55)	1986
2. 88	Tom Pietrzak (88-64)	1983
3. 86	Steve Wiser (86-54)	1973
4. 80	Bill Small (80-37)	1990
5. 78	Ryan Rupprecht (78-24)	2000
6. 75	Joe Hirsch (75-49)	1985
7. 72	Bob Sinnott (72-36)	1980
8. 69	John Verton (69-40)	1996
9. 66	Brett Zalonis (66-28)	1997
10. 65	Steve Connaghan (65-29)	1981
65	Jim Tkach (65-51)	1977
12. 62	Jerry Butler (62-29)	1978
62	Jerry Butler (62-29)	1977
14. 61	Ron Hoover (61-32)	1980
15. 60	Mike Prowant (60-30)	1977

ASSISTED TACKLES

1. 65	Tom Pietrzak (40-65)	1984
2. 64	Tom Pietrzak (88-64)	1983
3. 55	Ben Rosa (33-55)	2008
55	Tom Pietrzak (93-55)	1986
5. 54	Steve Wiser (86-54)	1973
6. 51	Jim Tkach (65-51)	1977
51	Anthony Marascio (17-51)	2010
8. 50	Randy Parsons (52-50)	1976
9. 49	Joe Hirsch (75-49)	1985
49	Dick Kaiser (39-49)	1985
11. 47	Joe Hirsch (26-47)	1984
12. 44	Joe Sullivan (31-44)	1983
13. 43	Joe Hirsch (33-43)	1983
14. 42	Kabongo Bukasa (28-42)	2012
15. 41	Mike Diplacido (44-41)	2007
16. 40	John Verton (69-40)	1996
40	Mike Boures (58-40)	1983

TACKLES FOR LOSS

1. 31.0	Mark Seagreaves (31/148)	2000
2. 24.0	Sean McGinley (24/105)	2003
24.0	Cameron Coleman (24/95)	1999
4. 23.0	Ryan Rupprecht (23/91)	2001
5. 20.0	Keith Jenkins (20/102)	1998
20.0	Anthony Marascio (19-2/100)	2011
7. 19.5	Ryan Yaple (17-5/100)	2007
8. 19.0	Luke Sterling (19/84)	2003
9. 17.0	Mark Seagreaves (17/67)	1997
10. 16.0	Nate Oropollo (12-8/79)	2012
16.0	Chris Roantree (16/55)	2002
16.0	Chicky Pollick (16/0)	1987
13. 15.0	Ken Bergmann (15/58)	1993
15.0	Mike Diplacido (10-10/62)	2007
15.0	Mark Seagreaves (15/49)	1999
15.0	Zach Latsha (15/55)	2000

YARDS FROM TACKLES FOR LOSS

1. 148	Mark Seagreaves (31/148)	2000
2. 105	Sean McGinley (24/105)	2003
3. 102	Keith Jenkins (20/102)	1998
4. 100	Ryan Yaple (17-5/100)	2007
100	Anthony Marascio (19-2/100)	2011
6. 95	Cameron Coleman (24/95)	1999
7. 91	Ryan Rupprecht (23/91)	2001
8. 84	Luke Sterling (19/84)	2003
9. 79	Nate Oropollo (12-8/79)	2012
10. 72	Keith Jenkins (14/72)	1997
11. 70	Dwight Hentz (5-16/70)	2012

QUARTERBACK SACKS

1. 17.0	Mark Seagreaves (16-2/96)	2000
17.0	Joe Emrick (17/39)	1990
3. 15.5	Keith Jenkins (15-1/98)	1997
15.5	Joe Sullivan (13-5/0)	1983
5. 15.0	Steve Fasulka	1985
15.0	Chicky Pollick	1987
15.0	Dick Kaiser	1987
8. 14.0	Ryan Yaple (12-4/86)	2007
14.0	Sean McGinley (13-2/84)	2003
14.0	Wade Ritter (12-4/0)	1983
11. 13.5	Mike Boures (13-1/0)	1983
12. 13.0	Chicky Pollick	1985
13.0	Mike Rantuccio	1988
14. 12.5	Mark Seagreaves (12-1/63)	1997
15. 12.0	Doug Schonewolf (12/0)	1980
16. 11.0	Jerry Butler	1976
11.0	Keith Jenkins (11/87)	1998
18. 10.0	Mike Boures	1982
10.0	Wade Ritter	1982
10.0	Joe Migliarese	1982
10.0	Vince Butaitis	1989
10.0	Mike Gilmore	1988
10.0	Nate Oropollo (7-6/59)	2012

YARDS FROM SACKS

1. 98	Keith Jenkins (15-1/98)	1997
2. 96	Mark Seagreaves (16-2/96)	2000
3. 87	Keith Jenkins (11/87)	1998
4. 86	Ryan Yaple (12-4/86)	2007
5. 84	Sean McGinley (13-2/84)	2003
6. 73	Anthony Marascio (7-2/73)	2011
7. 70	Mark Seagreaves (6-1/70)	1998
8. 67	Keith Jenkins (8/67)	1995
9. 63	Mark Seagreaves (12-1/63)	1997
10. 59	Nate Oropollo (7-6/59)	2012
11. 57	Luke Sterling (7-4/57)	2003
12. 56	Todd Riescher (6/56)	1999



LYCOMING COLLEGE SINGLE-SEASON DEFENSIVE LEADERS

(Since program reinstatement in 1954)



Rick Bealer recorded a record nine interceptions in back-to-back years in 1988 and 1989.



Cameron Coleman forced a record-tying four fumbles during the 1997 season.

INTERCEPTION RETURN YARDS

1.	169	Ray Bierbach (6-169)	2010
2.	153	Sean Graf (8-153)	2000
3.	150	Mike Flaherty (5-150)	1986
4.	146	Scott Miller (9-146)	1993
5.	117	Sean Graf (5-117)	1999
6.	116	Bob DeLuca (3-116)	1978
7.	113	Rick Bealer (5-113)	1987
	113	Tanner Troutman (8-113)	2013
9.	111	Dave Nolan (8-111)	1980
10.	110	Brett Zalonis (5-110)	1995
11.	103	Scott Miller (6-103)	1994
12.	102	Bill Keim (5-102)	1985
13.	101	Joe Shannon (4-101)	1983
	101	Ray Bierbach (4-101)	2009
15.	100	Ryan Repko (1-100)	2003
	100	John Scanlan (6-100)	1998
	100	Wayne Bohn (4-100)	1956

INTERCEPTIONS

1.	9	Scott Miller (9-146)	1993
	9	Rick Bealer (9-63)	1989
	9	Rick Bealer (9-59)	1988
4.	8	Sean Graf (8-153)	2000
	8	Tanner Troutman (8-113)	2013
	8	Dave Nolan (8-111)	1980
	8	Jeff Mahalik (8-70)	1992
	8	Rick Bealer (8-46)	1990
9.	7	John Scanlan (7-86)	2000
	7	Bob Sinnott (7-43)	1980
11.	6	Ray Bierbach (6-169)	2010
	6	Scott Miller (6-103)	1994
	6	John Scanlan (6-100)	1998
	6	Matt Henrich (6-89)	2001
	6	William Olsen (6-88)	1970
	6	Bill Small (6-74)	1990
	6	Matt Cosgrove (6-66)	1995
	6	Edward Biggio (6-64)	1971
	6	Jason Logue (6-55)	1993
	6	Clay McCarty (6-54)	1993
	6	Brett Zalonis (6-18)	1996

INTERCEPTION RETURN TDS

1.	2	Mike Venango	1996
	2	Sean Graf	1999
	2	Brett Zalonis	1995
	2	Wayne Bohn	1956

PASS BREAKUPS

1.	18	Mike Flaherty	1986
2.	16	Joe Harvey	1986
3.	14	John Scanlan	1998
	14	Rick Bealer	1988
5.	13	Brett Zalonis	1996
	13	Jim Smith	2005
7.	12	John Verton	1996
	12	Jake Davis	2001
	12	Joe Harvey	1985
	12	Tim Schmidt	2003
11.	11	Nick Pinto	2003
	11	Mike Bracken	1996
13.	10	Brett Zalonis	1997
	10	Matt Talerico	2010
	10	Mike Flaherty	1985
	10	Vreeland Wood	2007
	10	Matt Murdock	2005
	10	Clay McCarty	1994
	10	Rick Bealer	1987

FUMBLE RETURN TDS

1.	1	Dustin Heintzelman	2007
	1	Harry Salvaggio	1969
	1	Chris Tribanas	2008
	1	John Cox	1958
	1	Mark Boehm	1973
	1	Ryan Fenningham	2011
	1	Mike Piotrowicz	2004
	1	Emery Hanscom	1956
	1	Jim Miller	1958
	1	Matt Talerico	2009
	1	Matt Murdock	2005
	1	Garrett Zoschg	2003
	1	Ray Bierbach	2009
	1	Luke Sterling	2003
	1	Ron Betts	1967
	1	Ryan Rupprecht	2001
	1	Steve DiMichele	1971
	1	Kody Flail	2011
	1	Ike Williams	1958
	1	Steve Weigle	1974
	1	Mike Prowant	1974

FUMBLES FORCED

1.	4	Jeff Oakley	1994
	4	Cameron Coleman	1997
	4	Andy Chulock	1989
	4	John Verton	1995
	4	John Verton	1996
	4	Keith Jenkins	1997
7.	3	Keith Jenkins	1998
	3	John Scanlan	1998
	3	Brett Zalonis	1995
	3	Tim Schmidt	2003
	3	Jeff Tinney	1999

FUMBLES RECOVERED

1.	7	Ron Hoover	1980
2.	6	Joe Wade	1989
3.	5	Luke Sterling	2003
	5	Vince Butaitis	1988
	5	Steve Connaghan	1981
	5	Mike Gilmore	1987
7.	4	Keith Jenkins	1998
	4	Bob Fox	1977
	4	Wade Ritter	1982
	4	Chuck Hoover	1980
	4	Doug Schonewolf	1980
	4	Chicky Pollick	1985

BLOCKED KICKS

1.	3	C.J. Arhontakis	2013
2.	2	Bob Stetson	1965
	2	Steve Weigle	1976
	2	Mike Prowant	1976
	2	Mike Venango	1997
	2	Bob Frazier	1992
	2	Jason Brandemarti	2002
	2	Joe Dumas	2002
	2	Ken Polcyn	1957
	2	Bob Jones	1966
	2	Ed Grambo	2008
	2	Steve Wisner	1973
	2	John Ruskey	1983



Josh Kleinfelter is one of two running backs in school history to post three 200-yard rushing games.



Zach Klinger attempted a record 50 passes against Widener in 2011.

RUSHING

MOST CARRIES

1.	42	Josh Kleinfelter	Susquehanna	9/20/2008
2.	41	Craig Needhammer	at Stevenson	11/16/2013
2.	39	Kevin McVey	at Albright	9/18/1976

MOST NET YARDS RUSHING

1.	253	Tim Deasey	Lebanon Valley	9/8/2001
2.	242	Tim Deasey	at Juniata	11/10/2001
3.	229	Josh Kleinfelter	Susquehanna	9/20/2008
4.	216	Josh Kleinfelter	King's (Pa.)	10/2/2010
5.	215	Kirk Seiders	Lebanon Valley	10/23/1993
6.	209	Josh Kleinfelter	Westminster (Pa.)	9/11/2010
7.	206	John Grier	at Western Maryland	11/8/1958
8.	204	Tim Deasey	at Delaware Valley	10/28/2000
	204	Troy Erdman	at Moravian	10/21/1989
10.	201	Jared Morris	Juniata	11/16/2002

MOST RUSHING TDs SCORED

1.	5	Tim Deasey	at Juniata	11/10/2001
2.	4	Mike Santoleri	at FDU-Madison	11/8/1980
3.	3	Craig Needhammer	FDU-Florham	11/9/2013
	3	Craig Needhammer	Misericordia	9/21/2013
	3	Cory Sheridan	at Albright	10/31/1992
	3	Cory Sheridan	at Leb Val	9/19/1992
	3	Frank Girardi	at Upsala	9/17/1988
	3	Glenn Smith	at Susquehanna	11/11/2006
	3	Josh Kleinfelter	at FDU-Florham	11/1/2008
	3	Josh Kleinfelter	Susquehanna	9/20/2008
	3	Jared Morris	Juniata	11/16/2002
	3	Jared Morris	Albright	10/26/2002
	3	Joe Parsnik	at Leb Val	11/16/1985
	3	Joe Schmid	at Widener	10/1/1983
	3	Jon Neve	Susquehanna	9/21/2002
	3	Larry Barretta	Moravian	10/20/1984
	3	Mike McCarty	King's	10/1/1994
	3	Mike McCarty	Juniata	11/6/1993
	3	Phil Mann	at Susquehanna	11/13/2004
	3	Zach Klinger	FDU-Florham	11/12/2011

LONGEST RUSH FROM SCRIMMAGE

1.	95	John McDonald	at Juniata	10/17/1970
2.	90	Burt Richardson	McDaniel	11/7/1959
3.	86	Jared Morris	Albright	10/26/2002
4.	84	Harry Whitehill	at Drexel	10/14/1961
5.	73	Frank Girardi	Upsala	9/26/1987
6.	72	Troy Erdman	Juniata	10/15/1988
7.	70	Troy Erdman	at Wilkes	11/12/1988
8.	64	Josh Kleinfelter	at FDU-Florham	11/1/2008
	64	Troy Erdman	at Moravian	10/21/1989
10.	61	Craig Needhammer	Lebanon Valley	9/15/2012
	61	Josh Kleinfelter	Widener	9/29/2007

MOST CONSECUTIVE 100-YARD RUSHING GAMES

1.	5	Josh Kleinfelter	9/11-10/16/2010
2.	4	Craig Needhammer	9/14-10/5/13

PASSING

MOST PASSES ATTEMPTED

1.	50	Phil Mann	Delaware Valley	10/18/2003
	50	Zach Klinger	at Widener	9/17/2011
3.	48	Colin Dwyer	at King's	11/08/2008
	48	Colin Dwyer	at King's	10/3/2009
	48	Ed Dougherty	at Susquehanna	11/9/1991
6.	45	Ed Dougherty	at Albright	10/28/1990
7.	44	Colin Dwyer	Delaware Valley	10/24/2009
	44	Colin Dwyer	Delaware Valley	10/24/2009
	44	Keith Cadden	Hartwick	10/12/1996
	44	Zach Klinger	at Wilkes	10/30/2010

MOST PASSES COMPLETED

1.	31	Keith Cadden	Hartwick	10/12/1996
2.	30	Phil Mann	Delaware Valley	10/18/2003
3.	28	Colin Dwyer	at Ithaca	9/6/2008
	28	Colin Dwyer	at King's	10/3/2009
	28	Ed Dougherty	at Susquehanna	11/9/1991
6.	27	Zach Klinger	at Wilkes	10/30/2010
7.	25	Colin Dwyer	at Widener	10/04/2008
	25	Glenn Smith	at Delaware Valley	9/23/2006

MOST PASSING YARDS


1.	449	Keith Cadden	at Widener	10/26/1996
2.	420	Keith Cadden	Hartwick	10/12/1996
3.	408	Rick Burd	Susquehanna	10/4/1980
4.	391	Rick Burd	Dickinson	11/15/1980
5.	385	Jason Marracini	Susquehanna	10/31/1998
6.	347	Ed Dougherty	at Susquehanna	11/9/1991
7.	346	Phil Mann	Albright	9/27/2003
8.	338	Keith Cadden	Delaware Valley	10/14/1995
9.	314	Ellio Domenick	at King's	10/2/1993
10.	312	Colin Dwyer	at Wilkes	10/18/2008
11.	305	Tyler Jenny	Wilkes	9/14/2013
12.	304	Colin Dwyer	at King's	10/3/2009
13.	301	Joe Feerrar	at Wilkes	10/27/2001

MOST TOUCHDOWN PASSES

1.	6	Larry Barretta	at Juniata	11/1/1986
2.	5	Ed Dougherty	at Juniata	10/14/1989
	5	Joe Feerrar	Del Val	11/3/2001
	5	Joe Feerrar	at Widener	9/16/2000
	5	Ryan Swailes	King's	9/25/1999
6.	4	Colin Dwyer	at FDU-Florham	11/1/2008
	4	Ed Dougherty	Moravian	10/20/1990
	4	Ed Dougherty	Wilkes	11/11/1989
	4	Ed Dougherty	Wilkes	11/16/1991
	4	Ed Dougherty	Del Val	9/22/1990
	4	Jason Marracini	Susquehanna	10/31/1998
	4	Jason Marracini	at King's	9/19/1998
	4	Joe Feerrar	at King's	9/23/2000
	4	Keith Cadden	Hartwick	10/12/1996
	4	Keith Cadden	Del Val	10/14/1995
	4	Keith Cadden	at Widener	10/26/1996
	4	Keith Cadden	FDU-Madison	10/5/1996
	4	Larry Barretta	Albright	10/17/1985
	4	Larry Barretta	at Upsala	10/19/1985
	4	Phil Mann	at Albright	9/25/2004
	4	Phil Mann	Albright	9/27/2003
	4	Phil Mann	Albright	9/27/2003
	4	Tyler Jenny	at FDU-Florham	10/6/2012



INDIVIDUAL GAME RECORDS



Brad Shellenberger caught the longest reception in school history, a 98-yarder in 2008.



Zack Czap hit three field goals against King's in 2011, tying a school-record that has been matched 12 other times.

RECEIVING

LONGEST PASS COMPLETION/RECEPTION

1.	98	Colin Dwyer - Brad Shellenberger	at Wilkes	10/18/2008
2.	91	Brian Lazewski - Burt Richardson	Geneva	11/12/1960
3.	90	Keith Cadden - Steve Verton	at King's	9/21/1996
4.	84	Larry Barretta - James O'Malley	at Widener	10/5/1986
5.	82	Jason Marraccini - Jake Maskerines	Susquehanna	10/31/1998
6.	80	Keith Cadden - Tom Ralicke	at Widener	10/26/1996
	80	Phil Mann - Ricky Lannetti	Susquehanna	11/15/2003
	80	Ryan Swailes - Joe Hanna	at Wilkes	10/16/1999
9.	78	Phil Mann - Tim Brown	Albright	9/27/2003
	78	Tyler Jenny - Jarrin Campman	King's (Pa.)	9/29/2012

MOST PASSES CAUGHT

1.	16	Ricky Lannetti	Delaware Valley	10/18/2003
2.	15	Ryan Wagaman	at Wilkes	10/30/2010
3.	13	Tim Dumas	Susquehanna	10/31/1998
4.	12	Ron Wiest	at Susquehanna	11/9/1991
	12	Ryan Wagaman	at King's	10/3/2009
	12	Tim Dumas	Moravian	9/12/1998
	12	Wagaman,Ryan	at King's	10/3/2009
8.	11	Ryan Wagaman	at Ithaca	9/6/2008
9.	10	Joe DeSimone	Lebanon Valley	9/21/1991
	10	Rich Kessler	Juniata	11/2/1985
	10	Steve Verton	at Hartwick	10/7/1995
	10	Tom Zulkowski	at King's	9/23/2000

MOST YARDS RECEIVING

1.	215	Warren Oliver	at Westminster	9/10/2011
2.	214	James O'Malley	at Susquehanna	9/20/1986
3.	190	Tim Dumas	Moravian	9/12/1998
4.	177	Tim Dumas	Susquehanna	10/31/1998
5.	176	Ron Wiest	at Susquehanna	11/9/1991
	176	Ryan Wagaman	at Wilkes	10/30/2010
7.	173	Ricky Lannetti	at Leb Valley	9/14/2002
8.	172	Ricky Lannetti	at Moravian College	10/25/2003
9.	170	Brett Spitler	Delaware Valley	11/7/1970
10.	169	Steve Verton	at Widener	10/26/1996

MOST TD RECEPTIONS

1.	4	Rich Kessler	Albright	10/17/1985
2.	3	James O'Malley	at Juniata	11/1/1986
	3	Matt Harvey	Delaware Valley	9/22/1990
	3	Pete Onorati	McDaniel	11/11/1972
	3	Rich Kessler	at Juniata	11/1/1986
	3	Ryan Wagaman	at FDU-Florham	11/1/2008
	3	Tim Dumas	King's	9/25/1999
	3	Vic Olear	at Wilkes	11/12/1988
	3	Warren Oliver	at Westminster	9/10/2011

SCORING

MOST POINTS SCORED

1.	30	Tim Deasey	at Juniata	11/10/2001
2.	24	Jared Morris	Albright	10/26/2002
	24	Mike Santoleri	at FDU-Madison	11/8/1980
	24	Rich Kessler	Albright	10/12/1985

MOST TOUCHDOWNS SCORED

1.	5	Tim Deasey	at Juniata	11/10/2001
2.	4	Jared Morris	Albright	10/26/2002
	4	Mike Santoleri	at FDU-Madison	11/8/1980
	4	Rich Kessler	Albright	10/12/1985

MOST EXTRA POINTS MADE BY KICKING

1.	9	Rusty Fricke	at Juniata	11/1/1986
----	---	--------------	------------	-----------

MOST POINTS SCORED BY KICKING


1.	15	Rusty Fricke	at Lebanon Valley	11/16/1985
----	----	--------------	-------------------	------------

MOST FIELD GOALS MADE

1.	3	Chris Schrader	at Wilkes	9/20/2003
	3	John Phillips	Susquehanna	11/3/1990
	3	Lance Spitler	Albright	9/20/1980
	3	Mike Monastra	Lebanon Valley	10/21/2006
	3	Mike Monastra	FDU-Florham Devils	9/30/2006
	3	Rusty Fricke	at Albright	10/6/1984
	3	Rusty Fricke	Lebanon Valley	11/15/1986
	3	Rusty Fricke	at Lebanon Valley	11/16/1985
	3	Rusty Fricke	Delaware Valley	11/5/1983
	3	Rusty Fricke	Widener	9/29/1984
	3	Scott Chadwick	at Widener	10/5/1985
	3	Scott Erikson	Lebanon Valley	11/15/2008
	3	Zack Czap	at Widener	9/28/13
	3	Zack Czap	at King's	10/8/2011

LONGEST FIELD GOAL MADE

1.	56	Rusty Fricke	at Albright	10/6/1984
2.	52	Rusty Fricke	Moravian	10/20/1984
3.	48	Porfirio Goncalves	at Wilkes	9/30/1972
4.	46	Porfirio Goncalves	at Susquehanna	10/23/1971
5.	45	Zack Czap	at Stevenson	10/22/2011



Arthur Washington posted a record 87-yard punt return against Wagner in 1967.



Ryan Repko had a 100-yard interception return against Widener in 2003.

PUNTING

MOST PUNTS

1.	14	Craig Sellers	Susquehanna	11/5/1988
	14	Doug Schonewolf	at Susquehanna	9/19/1981

LONGEST PUNT

1.	79	Tom Ralicke	Susquehanna	11/2/1996
2.	76	Gunther Nellen	Westminster	10/3/1970
3.	70	John Koval	at Albright	10/3/1964
	70	Zack Czap	at FDU-Florham	10/06/2012

KICK RETURNS

MOST PUNT RETURNS

1.	9	Frank Giradi Jr.	Delaware Valley	11/9/1985
	9	Rick Bealer	Widener	10/7/1989

LONGEST PUNT RETURN

1.	87	Arthur Washington	at Wagner	9/30/1967
2.	84	Sean Graf	Juniata	9/9/2000
3.	81	Tom Vanaskie	at Upsala	10/19/1974
4.	78	Frank Girardi	Wilkes	11/14/1987
5.	69	Ricky Lannetti	at FDU-Florham	10/6/2001
6.	67	George Gilbert	FDU-Florham	9/18/1993
	67	Rick Bealer	at Wilkes	11/10/1990
8.	66	Josh Dixon	Wilkes	10/13/2007
9.	64	Tom Vanaskie	at Wilkes	9/28/1974
10.	63	Rick Bealer	at Juniata	10/17/1987
	63	Vincent Joy	at Delaware Valley	11/6/1971

LONGEST KICK RETURN

1.	85	Parker Showers	at Bridgewater	9/26/2009
2.	82	Joe Albany	at Lebanon Valley	10/1/1988

DEFENSE

MOST INTERCEPTIONS

1.	3	Ed Biggio	at Susquehanna	10/23/1971
	3	Fran Harvey	Wilkes	9/24/1977
	3	Fred Bordley	at Susquehanna	9/15/2007
	3	Matt Henrich	at Delaware Valley	9/07/2002
	3	Ray Radomicki	at Western Maryland	11/6/1976
	3	Rick Bealer	Albright	10/28/1989
	3	Rick Bealer	at Albright	10/29/1988
	3	Scott Miller	Juniata	11/6/1993
	3	Tanner Troutman	at Stevenson	11/16/2013

LONGEST INTERCEPTION RETURN

1.	100	Ryan Repko	Widener	11/8/2003
2.	94	Rick Bealer	at Moravian	10/24/1987
3.	91	C.J. Arhontakis	Wilkes	Sep 14, 2013
4.	84	Ray Bierbach	Widener	Oct 16, 2010
5.	77	Scott Miller	Upsala	10/16/1993
6.	75	Jesse Gambone	at FDU	11/13/1999
7.	67	Rick Bealer	at Wilkes	11/10/1990
8.	65	Brett Zalonis	at Wilkes	11/11/1995
	65	Kabongo Bukasa	Albright	10/1/2011
10.	64	Ryan Repko	Widener	9/16/2006

MOST TACKLES

1.	22	Joe Hirsch	Upsala	10/13/1984
2.	21	Joe Wade	Delaware Valley	9/24/1988
	21	Tom Pietrzak	Upsala	10/18/1986
4.	20	Tom Pietrzak	Widener	10/4/1986
5.	18	Ryan Rupprecht	at King's	9/23/2000
	18	Tom Pietrzak	Upsala	10/13/1984
	18	Tom Pietrzak	at Lock Haven	9/13/1986
	18	Tom Pietrzak	at Susquehanna	9/20/1986
9.	17	Joe Hirsch	at Gettysburg	11/23/1985
10.	16	Dick Kaiser	Widener	10/4/1986
	16	Dick Kaiser	at Gettysburg	11/23/1985
	16	Joe Hirsch	Lock Haven	9/14/1985
	16	Joe Hirsch	Susquehanna	9/21/1985
	16	Mark Seagreaves	Wilkes	10/14/2000
	16	Ryan Rupprecht	at Widener	9/16/2000
	16	Tom Pietrzak	Lebanon Valley	11/15/1986

MOST QUARTERBACK SACKS

1.	6.0	Mark Seagreaves	Wilkes	10/14/2000
2.	5.0	Joe Mosser	Albright	11/30/1996
	5.0	Zach Latsha	Wilkes	10/14/2000
4.	4.0	Nate Oropollo	at Delaware Valley	9/8/2012

MOST TACKLES FOR LOSS

1.	7.0	Joe Wade	Delaware Valley	9/24/1988
	7.0	Mark Seagreaves	Wilkes	10/14/2000
	7.0	Ryan Rupprecht	at Wilkes	10/27/2001
	7.0	Zach Latsha	Wilkes	10/14/2000

MOST FUMBLES FORCED

1.	2	Pat McNamara	at Stevenson	10/22/2011
----	---	--------------	--------------	------------

MOST FUMBLES RECOVERED

1.	2	Garrett Zoschg	at Delaware Valley	9/7/2002
	2	Luke Sterling	FDU-Florham	10/11/2003
	2	Matt Talerico	at Bridgewater	9/26/2009




Steve Weigle notched two blocked kicks against Albright in 1976.

LONGEST FUMBLE RETURN

1.	71	Ryan Rupprecht	Trinity	11/28/1998
2.	60	Mark Boehm	at Susquehanna	10/27/1973
3.	46	Dustin Heintzelman	at Ursinus	9/8/2007
4.	43	Steve Weigle	Susquehanna	11/2/1974
5.	40	Kody Flail	at King's	10/08/2011

MOST BLOCKED KICKS

1.	2	Bob Stetson	Albright	10/2/1965
	2	Steve Weigle	Lock Haven	9/11/1976



The 1998 Warriors set a school-record with a 152.3 pass efficiency rating.

RUSHING

RUSHING YARDS

1.	2460 (597-2460)	1997
2.	2092 (482-2092)	2011
3.	1882 (389-1882)	2002
4.	1867 (441-1867)	1986
5.	1783 (400-1783)	2010
6.	1756 (413-1756)	2012
7.	1715 (476-1715)	1984
8.	1663 (452-1663)	1985
9.	1627 (458-1627)	1982
10.	1606 (405-1606)	2001

RUSHING ATTEMPTS

1.	597 (597-2460)	1997
2.	492 (492-1554)	1983
3.	482 (482-2092)	2011
4.	476 (476-1715)	1984
5.	458 (458-1627)	1982
6.	456 (456-1101)	1981
7.	452 (452-1663)	1985
8.	443 (443-1470)	1978
9.	442 (442-1291)	2003
10.	441 (441-1867)	1986
	441 (441-1222)	1980

RUSHING TDs

1.	30	1997
2.	26	2011
	26	2002
4.	24	1998
5.	22	1984
6.	21	1985
	21	2003
	21	2001
9.	20	2000
	20	2012

AVERAGE YARDS/RUSH

1.	4.84 (389-1882)	2002
2.	4.46 (400-1783)	2010
3.	4.34 (482-2092)	2011
4.	4.25 (413-1756)	2012
5.	4.23 (441-1867)	1986
6.	4.12 (597-2460)	1997
7.	4.06 (370-1501)	1957
8.	3.97 (399-1583)	1958
9.	3.97 (405-1606)	2001
10.	3.94 (273-1075)	1979

RUSHING YARDS/GAME

1.	214.4 (7 games)	1957
2.	209.2 (10 games)	2011
3.	209.1 (9 games)	2002
4.	197.9 (8 games)	1958
5.	189.2 (13 games)	1997
6.	186.7 (10 games)	1986
7.	181.6 (7 games)	1955
8.	178.4 (9 games)	2001
9.	178.3 (10 games)	2010
10.	175.6 (10 games)	2012

PASSING

PASS ATTEMPTS

1.	362 (183-362-23)	2008
2.	359 (187-359-14)	2003
3.	327 (160-327-15)	2004
4.	309 (160-309-17)	2009
5.	306 (173-306-13)	1996
6.	300 (149-300-12)	1986
7.	292 (144-292-10)	1995
8.	290 (162-290-18)	2007
9.	281 (159-281-10)	1990
10.	277 (144-277-18)	1997
	277 (154-277-13)	1980

PASS COMPLETIONS

1.	187 (187-359-14)	2003
2.	183 (183-362-23)	2008
3.	173 (173-306-13)	1996
4.	166 (166-256-9)	2013
5.	162 (162-290-18)	2007
6.	160 (160-309-17)	2009
	160 (160-327-15)	2004
8.	159 (159-268-14)	1998
	159 (159-281-10)	1990
10.	155 (155-273-16)	1989

PASSING YARDS

1.	2476 (187-359-14)	2003
2.	2475 (159-268-14)	1998
3.	2424 (173-306-13)	1996
4.	2279 (183-362-23)	2008
5.	2272 (144-277-18)	1997
6.	2157 (149-300-12)	1986
7.	2109 (166-256-9)	2013
8.	2079 (139-266-10)	1999
9.	2019 (141-266-5)	2001
10.	1890 (155-273-16)	1989

PASSING TDs

1.	26	1986
2.	25	1996
3.	22	1985
4.	21	1997
	21	1989
	21	1980
	21	1998
	21	1999
9.	19	1995
10.	18	1981, 2001, 2013

PASSES INTERCEPTED

1.	27 (96-209-27)	1964
2.	23 (183-362-23)	2008
	23 (77-191-23)	1973
	23 (66-180-23)	1971
5.	21 (77-194-21)	1967
6.	19 (86-187-19)	1972
7.	18 (144-277-18)	1997
	18 (162-290-18)	2007
	18 (97-225-18)	1981
10.	17 (55-143-17)	1963
	17 (130-258-17)	1993
	17 (160-309-17)	2009

COMPLETION PCT

1.	64.8 (166-256-9)	2013
2.	59.7 (151-253-4)	2012
3.	59.3 (159-268-14)	1998
4.	58.2 (138-237-9)	2006
5.	57.5 (96-167-12)	1965
6.	56.8 (155-273-16)	1989
7.	56.6 (159-281-10)	1990
8.	56.5 (173-306-13)	1996
9.	56.5 (118-209-12)	2002
10.	55.9 (162-290-18)	2007

PASS EFFICIENCY

1.	152.3 (159-268-14)	1998
2.	150.2 (166-256-9)	2013
3.	141.5 (173-306-13)	1996
4.	140.6 (125-235-11)	1985
5.	137.4 (107-213-7)	2000
6.	136.4 (139-266-10)	1999
7.	135.3 (141-266-5)	2001
8.	134.0 (151-253-4)	2012
9.	133.1 (118-209-12)	2002
10.	132.9 (144-277-18)	1997

AVERAGE YARDS/PASS

1.	9.2 (159-268-14)	1998
2.	8.2 (166-256-9)	2013
3.	8.2 (107-213-7)	2000
4.	8.2 (144-277-18)	1997
5.	8.1 (96-167-12)	1965
6.	7.9 (173-306-13)	1996
7.	7.9 (92-198-13)	1979
8.	7.8 (125-235-11)	1985
9.	7.8 (139-266-10)	1999
10.	7.7 (118-209-12)	2002

AVG YARDS/COMPLETION

1.	19.1 (31-105-15)	1960
2.	17.0 (92-198-13)	1979
3.	16.3 (107-213-7)	2000
4.	15.9 (68-166-16)	1976
5.	15.9 (31-95-10)	1962
6.	15.8 (144-277-18)	1997
7.	15.6 (159-268-14)	1998
8.	15.0 (139-266-10)	1999
9.	14.8 (42-84-8)	1958
10.	14.7 (125-235-11)	1985

PASSING YARDS/GAME

1.	275.0 (9 games)	1998
2.	269.3 (9 games)	1996
3.	231.0 (9 games)	1999
4.	225.1 (11 games)	2003
5.	224.3 (9 games)	2001
6.	215.7 (10 games)	1986
7.	210.9 (10 games)	2013
8.	209.2 (9 games)	1995
9.	208.4 (9 games)	1990
10.	207.2 (11 games)	2008

COMPLETIONS/GAME

1.	19.22 (9 games)	1996
2.	17.67 (9 games)	1990
	17.67 (9 games)	1998
4.	17.00 (11 games)	2003
5.	16.64 (11 games)	2008
6.	16.20 (10 games)	2007
7.	16.00 (9 games)	1995
	16.00 (10 games)	2004
	16.00 (10 games)	2009
10.	15.67 (9 games)	2001

TEAM SEASON RECORDS



The 1997 Warriors posted a record 4,732 yards of total offense and scored 362 points en route to an appearance in the Amos Alonzo Stagg Bowl.

OFFENSE

TOTAL OFFENSE YARDS

1.	4732 (874-4732)	1997
2.	4024 (741-4024)	1986
3.	3769 (647-3769)	1998
4.	3767 (801-3767)	2003
5.	3664 (728-3664)	2008
6.	3657 (649-3657)	1996
7.	3625 (671-3625)	2001
8.	3610 (722-3610)	2011
9.	3558 (660-3558)	2010
10.	3557 (649-3557)	2013

TOTAL OFFENSE/GAME

1.	418.8 (9 games)	1998
2.	406.3 (9 games)	1996
3.	402.8 (9 games)	2001
4.	402.4 (10 games)	1986
5.	387.3 (9 games)	2002
6.	380.8 (9 games)	1999
7.	364.0 (13 games)	1997
8.	363.1 (9 games)	1995
9.	361.0 (10 games)	2011
10.	355.8 (10 games)	2010

TOTAL OFFENSE/PLAY

1.	5.83 (598-3486)	2002
2.	5.83 (647-3769)	1998
3.	5.63 (649-3657)	1996
4.	5.59 (471-2635)	1979
5.	5.48 (649-3557)	2013
6.	5.47 (627-3427)	1999
7.	5.43 (741-4024)	1986
8.	5.41 (874-4732)	1997
9.	5.40 (671-3625)	2001
10.	5.39 (660-3558)	2010

ALL PURPOSE YARDS

1.	5815	1997
2.	4932	2003
3.	4839	1986
4.	4781	2013
5.	4697	2008
6.	4623	1998
7.	4559	2010
8.	4557	2011
9.	4549	2001
10.	4448	1985

ALL PURPOSE/GAME

1.	513.7 (9 games)	1998
2.	505.4 (9 games)	2001
3.	491.7 (9 games)	1996
4.	483.9 (10 games)	1986
5.	482.0 (9 games)	1999
6.	479.1 (9 games)	2000
7.	478.1 (10 games)	2013
8.	473.0 (9 games)	2002
9.	455.9 (10 games)	2010
10.	455.7 (10 games)	2011

SCORING

TOTAL POINTS SCORED

1.	362 (52 TD, 37 PAT, 4 FG)	1997
2.	330 (45 TD, 33 PAT, 9 FG)	1985
3.	327 (42 TD, 37 PAT, 12 FG)	2011
4.	316 (46 TD, 30 PAT, 2 FG)	1998
5.	308 (41 TD, 34 PAT, 8 FG)	2003
6.	298 (42 TD, 37 PAT, 2 FG)	2002
7.	293 (42 TD, 32 PAT, 1 FG)	2001
8.	291 (39 TD, 31 PAT, 8 FG)	1999
9.	282 (38 TD, 31 PAT, 7 FG)	2012
10.	267 (42 TD, 5 FG)	1996

TOUCHDOWNS SCORED

1.	52 (30 rush, 21 rcv, 1 ret)	1997
2.	46 (24 rush, 21 rcv, 1 ret)	1998
3.	45 (21 rush, 22 rcv, 2 ret)	1985
4.	42 (26 rush, 15 rcv, 1 ret)	2002
	42 (21 rush, 18 rcv, 3 ret)	2001
	42 (13 rush, 25 rcv, 4 ret)	1996
	42 (26 rush, 13 rcv, 3 ret)	2011
8.	41 (21 rush, 16 rcv, 4 ret)	2003
9.	39 (14 rush, 21 rcv, 4 ret)	1999
10.	38 (20 rush, 17 rcv, 1 ret)	2012

TDS RESPONSIBLE FOR

1.	73	1997
2.	67	1996
	67	1998
	67	1985
5.	60	1999
	60	2001
7.	57	2003
	57	2002
9.	55	2011
	55	2012
	55	1986

PAT KICKS MADE

1.	39 (39-40)	1986
2.	37 (37-41)	2011
3.	36 (36-47)	1997
4.	35 (35-44)	2000
5.	34 (34-38)	2002
6.	33 (33-38)	1985
7.	32 (32-36)	2003
	32 (32-37)	1980
9.	31 (31-36)	2012
10.	30	1989, 1984, 2013

PAT KICKS ATTEMPTED

1.	47 (36-47)	1997
2.	44 (35-44)	2000
3.	41 (37-41)	2011
4.	40 (39-40)	1986
5.	38 (34-38)	2002
	38 (33-38)	1985
	38 (26-38)	1998
8.	37 (32-37)	1980
	37 (28-37)	2001
10.	36 (32-36)	2003
	36 (31-36)	2012

FIELD GOALS MADE

1.	12 (12-14)	2011
2.	10 (10-13)	2006
	10 (10-17)	1984
	10 (10-17)	2008
5.	9 (9-11)	1990
	9 (9-14)	1980
	9 (9-14)	1985
	9 (9-16)	1983
9.	8 (8-10)	1989
	8 (8-10)	2010
	8 (8-12)	1986
	8 (8-13)	2003
	8 (8-13)	1999

FIELD GOAL ATTEMPTS

1.	17 (10-17)	1984
	17 (10-17)	2008
3.	16 (9-16)	1983
4.	14 (6-14)	1979
	14 (9-14)	1980
	14 (9-14)	1985
	14 (12-14)	2011
8.	13 (8-13)	2003
	13 (8-13)	1999
	13 (10-13)	2006

PUNTING

PUNT YARDS

1.	3012 (85-3012)	1987
2.	2854 (78-2854)	1981
3.	2773 (78-2773)	1970
4.	2634 (70-2634)	1982
5.	2524 (63-2524)	1985
6.	2421 (62-2421)	1986
7.	2389 (72-2389)	1988
	2389 (73-2389)	2003
9.	2340 (67-2340)	1979
10.	2309 (55-2309)	2000

PUNT ATTEMPTS

1.	85 (85-3012)	1987
2.	78 (78-2854)	1981
	78 (78-2773)	1970
4.	73 (73-2389)	2003
5.	72 (72-2389)	1988
6.	70 (70-2634)	1982
7.	68 (68-2218)	1997
8.	67 (67-2340)	1979
9.	66 (66-2239)	2005
	66 (66-2175)	2009

AVERAGE YARDS/PUNT

1.	41.98 (55-2309)	2000
2.	40.67 (39-1586)	1999
3.	40.06 (63-2524)	1985
4.	39.05 (62-2421)	1986
5.	38.81 (59-2290)	1984
6.	38.64 (55-2125)	1978
7.	38.58 (50-1929)	1980
8.	38.09 (53-2019)	1996
9.	37.63 (30-1129)	1998
10.	37.63 (70-2634)	1982

KICK RETURNS

PUNT RETURN YARDS

1.	596 (60-596)	1989
2.	497 (58-497)	1987
3.	393 (67-393)	1988
4.	389 (39-389)	2000
5.	371 (43-371)	1982
	371 (31-371)	2004
7.	362 (32-362)	1993
8.	350 (36-350)	2001
9.	342 (50-342)	1981
	342 (47-342)	1985



The 1983 Warriors led the nation in total defense and set school records in tackles and sacks.

PUNT RETURNS

1.	88 (88-315)	1977
2.	67 (67-393)	1988
3.	60 (60-596)	1989
4.	59 (59-283)	1978
5.	58 (58-497)	1987
6.	50 (50-342)	1981
7.	47 (47-342)	1985
8.	45 (45-252)	1976
9.	43 (43-371)	1982
10.	42 (42-251)	1983
	42 (42-234)	1984

KICK RETURNS

1.	44 (44-1003)	2009
2.	41 (41-655)	2008
	41 (41-717)	2004
4.	38 (38-716)	2010
	38 (38-615)	1997
6.	37 (37-631)	2005
7.	36 (36-686)	2007
	36 (36-588)	1984
9.	35 (35-752)	2013
10.	33 (33-471)	2006

UNASSISTED TACKLES

1.	620 (620-264)	1997
2.	614 (614-297)	1988
3.	547 (547-289)	1981
4.	546 (546-170)	2000
5.	539 (539-289)	1993
6.	536 (536-354)	1986
7.	527 (527-236)	1982
8.	519 (519-331)	1985
9.	508 (508-275)	1980
10.	503 (503-429)	1983

QUARTERBACK SACKS

1.	62.5 (53-19)	1983
2.	62.0	1982
3.	50.0	1987
	50.0	1988
5.	48.0	1985
6.	45.0 (35-20/287)	2000
7.	42.0	1976
8.	41.0 (41/262)	1997
9.	38.5 (29-19/215)	2007
10.	38.0 (33-10/221)	2003

PUNT RETURN TDS

1.	2	1971
	2	1982
	2	2001
	2	1974

KICK RETURN TDS

1.	2	1966
2.	1	1956
	1	2009
	1	1958

ASSISTED TACKLES

1.	429 (503-429)	1983
2.	428 (301-428)	2010
3.	404 (414-404)	2008
4.	390 (270-390)	1984
5.	354 (536-354)	1986
6.	331 (519-331)	1985
7.	322 (370-322)	2005
8.	320 (361-320)	2012
9.	315 (485-315)	1977
10.	300 (325-300)	2011

YARDS FROM SACKS

1.	303 (30-5/303)	1998
2.	287 (35-20/287)	2000
3.	262 (41-0/262)	1997
4.	235 (36-0/235)	1993
5.	221 (33-10/221)	2003
6.	215 (29-19/215)	2007
7.	207 (31-0/207)	1999
8.	200 (21-8/200)	2011
9.	195 (33-0/195)	1992
10.	194 (26-8/194)	2008

AVG YDS/PUNT RETURN

1.	16.27 (15-244)	2009
2.	13.22 (18-238)	2012
3.	12.41 (27-335)	1971
4.	11.97 (31-371)	2004
5.	11.53 (17-196)	1974
6.	11.31 (32-362)	1993
7.	10.41 (22-229)	2013
8.	10.21 (24-245)	2008
9.	10.03 (34-341)	1990
10.	9.97 (39-389)	2000

AVG YARDS/KICK RETURN

1.	25.89 (18-466)	1998
2.	25.83 (6-155)	1971
3.	25.70 (10-257)	1972
4.	23.40 (25-585)	2012
5.	22.80 (44-1003)	2009
6.	22.44 (9-202)	1977
7.	21.49 (35-752)	2013
8.	21.38 (26-556)	1988
9.	20.89 (19-397)	1987
10.	20.72 (25-518)	2000

TACKLES FOR LOSS

1.	110.0 (110/431)	2000
2.	101.0 (101/423)	1998
3.	98.0 (98/379)	2003
4.	94.0 (94/273)	2005
5.	91.0 (91/334)	1999
	91.0 (91/363)	2001
7.	90.0 (90/355)	1993
8.	82.0 (82/350)	1997
9.	79.0 (49-60/314)	2012
10.	75.0 (75/264)	2002

INT RETURN YARDS

1.	358 (25-358)	2000
2.	303 (20-303)	1999
3.	292 (30-292)	1993
4.	284 (27-284)	2003
5.	281 (24-281)	1995
6.	268 (16-268)	1981
7.	261 (16-261)	1985
8.	243 (16-243)	2013
9.	231 (20-231)	1990
10.	225	1998, 1978

KICK RETURN YARDS

1.	1003 (44-1003)	2009
2.	752 (35-752)	2013
3.	717 (41-717)	2004
4.	716 (38-716)	2010
5.	686 (36-686)	2007
6.	655 (41-655)	2008
7.	631 (37-631)	2005
8.	615 (38-615)	1997
9.	588 (36-588)	1984
10.	585 (25-585)	2012

DEFENSE

TOTAL TACKLES

1.	932 (503-429)	1983
2.	911 (614-297)	1988
3.	890 (536-354)	1986
4.	884 (620-264)	1997
5.	850 (519-331)	1985
6.	836 (547-289)	1981
7.	828 (539-289)	1993
8.	818 (414-404)	2008
9.	800 (485-315)	1977
10.	783 (508-275)	1980

YARDS FROM TACKLES FOR LOSS

1.	431 (110-0/431)	2000
2.	423 (101-0/423)	1998
3.	379 (98-0/379)	2003
4.	363 (91-0/363)	2001
5.	355 (90-0/355)	1993
6.	350 (82-0/350)	1997
7.	334 (91-0/334)	1999
8.	315 (52-30/315)	2011
9.	314 (49-60/314)	2012
10.	296 (53-43/296)	2007

INTERCEPTIONS

1.	30 (30-292)	1993
2.	27 (27-284)	2003
	27 (27-210)	1980
4.	25 (25-358)	2000
5.	24 (24-281)	1995
6.	22 (22-200)	1983
7.	21 (21-165)	1988
8.	20 (20-303)	1999
	20 (20-231)	1990
	20 (20-197)	1997
	20 (20-194)	1986
	20 (20-193)	1992
	20 (20-183)	1996



TEAM SEASON RECORDS



The 1976 Warriors led the nation in rushing defense and blocked a school record six kicks.

INT RETURN TDS

1.	4	1996
	4	1999
3.	3	1995
	3	1992
5.	2	1971
	2	1980
	2	1959
	2	1960
	2	1985
	2	1981
	2	2004
	2	2010
	2	1956
	2	1984
	2	1990

BLOCKED KICKS

1.	6	1976
2.	5	2013
3.	4	1992
	4	2002
	4	1997
6.	3	2000
	3	1998
	3	2008
	3	1983
10.	2	1994
	2	2003
	2	1990
	2	1999
	2	2006
	2	1996
	2	1978

PASS BREAKUPS

1.	68	2003
2.	61	1986
3.	60	1985
	60	1988
5.	59	1997
6.	57	2005
7.	55	2001
	55	2008
9.	52	2010
10.	47	1995
	47	2004
	47	1994

FUMBLES RECOVERED

1.	29	1980
2.	22	1994
	22	1989
4.	19	1983
5.	18	1976
	18	1985
7.	17	1997
	17	1988
9.	16	1978
	16	1984

FUMBLE RETURN TDS

1.	3	1958
2.	2	1974
	2	2003
	2	2009
	2	2011



The 1947 team was the first to play under the Lycoming College moniker.



T. SHERMAN STANFORD '32
1946-47 • 6-5-3

With World War II completed, the Junior College looked back through its annals, much like it had for Earl Z. McKay, and found Sherman Stanford. The quarterback on the 1931-32 football teams, he helped the team win the state prep title in his first year with the team. He went on to get degrees from Thiel College and Penn

State before rejoining the Junior College after the war. Stanford picked up the dormant program and guided it to a 3-3 record. In 1947, he helped the team to a 3-2-3 mark in the school's first as Lycoming College, including an impressive 18-6 win over Wyoming Seminary, the seminary's long-time rival. After his second year with the football program, Stanford handed the program over to his assistant coach, Lee Baer, and continued to serve as the school's director of admissions and director of athletics.



LEE BAER
1948-49 • 1-12

A World War II Army veteran, Lee Baer came to Williamsport as an assistant coach to T. Sherman Stanford in 1947. The Delaware native was a halfback at the University of Delaware, where he also starred in basketball and baseball, before graduating and entering the war effort in 1943. In two years as head coach, Baer's teams

struggled to find their footing, as they began to schedule four-year colleges. However, he did bring the school its first win over a four-year varsity college program in 1949, when he helped the Warriors post a 6-0 win over Brockport. He left Lycoming in 1949 and earned an M.Ed. from Bucknell University before going on to become a guidance counselor in the Upper Darby School District for 31 years. He passed away at age 85 in 2007.

1947

Head Coach: T. Sherman Stanford

Overall: 3-2-3

Home: 1-0-3

Away: 2-2

9/27/1947	LOCK HAVEN J.V.	T	12-12	Williamsport, Pa.
10/4/1947	at Keystone	W	12-6	La Plume, Pa.
10/11/1947	BUCKNELL FRESHMAN	T	19-19	Williamsport, Pa.
10/18/1947	KING'S (PA.)	T	7-7	Williamsport, Pa.
10/25/1947	at Wyoming Seminary	W	18-6	Kingston, Pa.
11/1/1947	WESTERN MARYLAND J.V.	W	31-0	Williamsport, Pa.
11/14/1947	at Wilkes	L	12-33	Wilkes-Barre, Pa.
11/22/1947	at Army J.V.	L	13-53	West Point, N.Y.

1948

Head Coach: George Baer

Overall: 0-7

Home: 0-4

Away: 0-3

10/2/1948	ITHACA	L	0-25	Williamsport, Pa.
10/9/1948	at Brockport	L	6-12	Brockport, N.Y.
10/16/1948	at King's (Pa.)	L	7-12	Wilkes-Barre, Pa.
10/23/1948	WYOMING SEMINARY	L	6-13	Williamsport, Pa.
10/30/1948	WILKES	L	7-34	S. Williamsport, Pa.
11/6/1948	at Bloomsburg	L	0-47	Bloomsburg, Pa.
11/13/1948	WESTERN MARYLAND J.V.	L	6-14	Williamsport, Pa.

1949

Head Coach: George Baer

Overall: 1-5

Home: 1-2

Away: 0-3

10/8/1949	at Susquehanna	L	6-34	Selinsgrove, Pa.
10/15/1949	KING'S (PA.)	L	0-6	Williamsport, Pa.
10/22/1949	BROCKPORT	W	6-0	Williamsport, Pa.
10/29/1949	at Wilkes	L	6-64	Edwardsville, Pa.
11/5/1949	BLOOMSBURG	L	0-48	Williamsport, Pa.
11/19/1949	at National Agriculture	L	7-13	Doylestown, Pa.



The 1954 Warriors were the first team since 1950, as the team was disbanded during the Korean War.



VINCENT CHIMENTE
1950 · 1-7

A halfback at Lafayette College, Vince Chimente came to Lycoming College for the 1950 season as a temporary replacement. He came to the college after serving as a high school for 18 years before spending 1948-49 as a mentor of a professional team in Altoona. During the 1950 season, Chimente went into camp with 16 players before 27 more joined the team

as the semester started. The evidence of this came when the team was shutout in six of its seven losses. However, the Warriors finished the season with a masterful 41-6 win over National Agriculture (now Delaware Valley). At the end of the season, Chimente, a former minor league baseball player, went back to Altoona for work in construction. The college, meanwhile, dropped the program the next year, as male enrollment dropped due to the Korean War.



DAVID BUSEY
1954-66 · 41-56-3

With the reinstatement of the football team in 1954, Lycoming went about the process of hiring a new coach. A member of the U.S. Navy during World War II, Busey coached four different Navy teams. An assistant coach at the University of Illinois, his alma mater, before the war, Busey had a long history with the game, and he quickly proved a wise choice. In

his first year, though the Warriors went 0-6, he made some important decisions that were key to the team's future success. In 1956, just two years later, he fielded the College's first winning team as a member of the NCAA, finishing 5-3. In the next two years after that, the Warriors went 12-2-1. By the time he retired from the football program in 1966, he had coached 10 All-MAC selections, 13 All-Americans and won a then-school-record 41 games. Busey stayed on for another decade as the school's athletic director.

1950

Head Coach: Vincent Chimente

Overall: 1-7

Home: 1-3

Away: 0-4

9/23/1950	at	Susquehanna	L	0-27	Selinsgrove, Pa.
9/30/1950		WASHINGTON (MD.)	L	0-32	Williamsport, Pa.
10/7/1950	at	King's (Pa.)	L	0-31	Wilkes-Barre, Pa.
10/14/1950	at	Mansfield	L	0-40	Mansfield, Pa.
10/21/1950		WILKES	L	14-26	Williamsport, Pa.
10/28/1950	at	Juniata	L	0-33	Huntingdon, Pa.
11/4/1950		THIEL	L	0-61	Williamsport, Pa.
11/11/1950		NATIONAL AGRICULTURE	W	41-6	Williamsport, Pa.

1951-53

No Teams Fielded (Korean War)

1954

Head Coach: David Busey

Overall: 0-6

Home: 0-3

Away: 0-3

10/9/1954	at	Lincoln (Pa.)	L	0-27	Lincoln Univ., Pa.
10/16/1954		JUNIATA	L	0-30	Williamsport, Pa.
10/23/1954	at	Drexel	L	0-41	Philadelphia, Pa.
10/30/1954	at	Penn Military	L	0-21	Chester, Pa.
11/6/1954		GENEVA	L	7-33	Williamsport, Pa.
11/13/1954		LOCK HAVEN	L	6-20	Williamsport, Pa.

1955

Head Coach: David Busey

Overall: 2-4-1

Home: 2-2

Away: 0-2-1

10/8/1955		LINCOLN (PA.)	W	18-6	S. Williamsport, Pa.
10/15/1955	at	Juniata	L	13-14	Huntingdon, Pa.
10/22/1955		DREXEL	L	14-33	Williamsport, Pa.
10/29/1955		PENN MILITARY	L	13-14	Williamsport, Pa.
11/5/1955	at	Geneva	L	0-6	Beaver Falls, Pa.
11/12/1955	at	Lock Haven	T	19-19	Lock Haven, Pa.
11/19/1955		LEBANON VALLEY	W	25-7	Williamsport, Pa.



The 1957 Warriors notched a 5-1-1 record, the best since becoming Lycoming College.



1956

Head Coach: David Busey

Overall: 5-3

Home: 3-1

Away: 2-2

9/29/1956	at Moravian	L	6-20	Bethlehem, Pa.
10/6/1956	at Lebanon Valley	W	19-0	Annville, Pa.
10/13/1956	JUNIATA	W	13-6	Williamsport, Pa.
10/20/1956	WILKES	W	26-6	Williamsport, Pa.
10/27/1956	at Penn Military	L	13-14	Chester, Pa.
11/3/1956	at Dickinson	W	13-0	Carlisle, Pa.
11/10/1956	LOCK HAVEN	L	0-7	S. Williamsport, Pa.
11/17/1956	GENEVA	W	33-19	Williamsport, Pa.

1957

Head Coach: David Busey

Overall: 5-1-1

Home: 3-0

Away: 2-1-1

9/28/1957	DICKINSON	W	40-6	Williamsport, Pa.
10/5/1957	MORAVIAN	W	34-13	Williamsport, Pa.
10/12/1957	at Albright	T	0-0	Reading, Pa.
10/25/1957	at Wilkes	W	13-7	Edwardsville, Pa.
11/2/1957	at Lock Haven	L	7-21	Lock Haven, Pa.
11/9/1957	PENN MILITARY	W	14-7	Williamsport, Pa.
11/16/1957	at Geneva	W	21-19	Beaver Falls, Pa.

1958

Head Coach: David Busey

Overall: 7-1

Conference: 4-1

Home: 3-1

Away: 4-0

9/27/1958	at Bridgeport	W	20-12	Bridgeport, Conn.
10/4/1958	at St. Lawrence	W	41-9	Canton, N.Y.
* 10/11/1958	ALBRIGHT	W	24-8	Williamsport, Pa.
* 10/18/1958	JUNIATA	L	7-27	Williamsport, Pa.
* 10/25/1958	WILKES	W	39-0	Williamsport, Pa.
* 11/1/1958	at Penn Military	W	13-12	Chester, Pa.
* 11/8/1958	at Western Maryland	W	27-26	Westminster, Md.
11/15/1958	GENEVA	W	14-12	Williamsport, Pa.

1959

Head Coach: David Busey

Overall: 3-5

Conference: 1-4

Home: 2-2

Away: 1-3

9/26/1959	BRIDGEPORT	W	30-6	Williamsport, Pa.
10/3/1959	AMERICAN INTERNATIONAL	W	10-0	Williamsport, Pa.
* 10/10/1959	at Albright	L	0-19	Reading, Pa.
* 10/17/1959	at Juniata	L	8-34	Huntingdon, Pa.
* 10/24/1959	at Wilkes	W	12-0	Edwardsville, Pa.
* 10/31/1959	PENN MILITARY	L	7-8	Williamsport, Pa.
* 11/7/1959	WESTERN MARYLAND	L	12-20	Williamsport, Pa.
11/14/1959	at Geneva	L	0-26	Beaver Falls, Pa.

1960

Head Coach: David Busey

Overall: 3-5

Conference: 1-3

Home: 3-1

Away: 0-3

Neutral: 0-1

* 9/24/1960	vs Susquehanna	L	0-18	4500	Sunbury, Pa.
* 10/1/1960	at Scranton	L	12-20		Scranton, Pa.
10/8/1960	QUANTICO MARINES	L	0-33	3000	Williamsport, Pa.
10/15/1960	EDINBORO	W	12-6	1500	Williamsport, Pa.
* 10/22/1960	WILKES	W	10-0	600	Williamsport, Pa.
10/29/1960	at Muhlenberg	L	13-34		Allentown, Pa.
* 11/5/1960	at Western Maryland	L	7-20		Westminster, Md.
11/12/1960	GENEVA	W	26-15	1000	Williamsport, Pa.

1961

Head Coach: David Busey

Overall: 1-6-1

Conference: 1-3-1

Home: 0-3

Away: 1-2-1

Neutral: 0-1

* 9/23/1961	vs Susquehanna	L	0-7	4400	Sunbury, Pa.
* 9/30/1961	HOFSTRA	L	7-20	1000	Williamsport, Pa.
10/7/1961	DELAWARE VALLEY	L	6-7	2500	Williamsport, Pa.
* 10/14/1961	at Drexel	T	6-6		Philadelphia, Pa.
* 10/21/1961	at Wilkes	W	25-2		Edwardsville, Pa.
10/28/1961	at Edinboro	L	6-20		Edinboro, Pa.
* 11/4/1961	WESTERN MARYLAND	L	6-7	1200	Williamsport, Pa.
11/11/1961	at Geneva	L	7-26		Beaver Falls, Pa.

1962

Head Coach: David Busey

Overall: 4-4

Conference: 1-4

Home: 1-3

Away: 3-1

* 9/22/1962	at Albright	W	20-6		Reading, Pa.
9/29/1962	RANDOLPH-MACON	W	20-7	2500	Williamsport, Pa.
* 10/6/1962	SUSQUEHANNA	L	0-3	3200	Williamsport, Pa.
* 10/13/1962	DREXEL	L	14-17	3200	Williamsport, Pa.
10/20/1962	at C.W. Post	W	32-14		Brookville, N.Y.
10/27/1962	at Delaware Valley	W	26-7		Doylestown, Pa.
* 11/3/1962	HOFSTRA	L	6-20		Williamsport, Pa.
* 11/10/1962	at Upsala	L	6-7		East Orange, N.J.

1963

Head Coach: David Busey

Overall: 1-7

Conference: 1-5

Home: 1-3

Away: 0-4

* 9/21/1963	ALBRIGHT	W	13-7	2500	Williamsport, Pa.
9/28/1963	WAYNESBURG	L	12-30	2000	Williamsport, Pa.
10/5/1963	at Randolph-Macon	L	7-12		Ashland, Va.



GAME-BY-GAME RESULTS



The 1958 Warriors posted a 7-1 overall mark, setting a record for wins that stood for 18 years.

* 10/12/1963	at Drexel	L	17-22		Philadelphia, Pa.
* 10/19/1963	UPSALA	L	9-15	2800	Williamsport, Pa.
* 10/26/1963	JUNIATA	L	12-21	2800	Williamsport, Pa.
* 11/2/1963	at Western Maryland	L	6-18		Westminster, Md.
* 11/9/1963	at Muhlenberg	L	0-34		Allentown, Pa.

1964

Head Coach: David Busey

Overall: 1-7

Conference: 1-5

Home: 1-3

Away: 0-4

9/19/1964	C.W. POST	L	8-35	2000	Williamsport, Pa.
9/26/1964	at Waynesburg	L	13-18		Waynesburg, Pa.
* 10/3/1964	at Albright	L	7-19		Reading, Pa.
* 10/10/1964	DREXEL	L	7-15	2000	Williamsport, Pa.
* 10/17/1964	at Upsala	L	6-12		East Orange, N.J.
* 10/24/1964	at Juniata	L	6-11		Huntingdon, Pa.
* 10/31/1964	WESTERN MARYLAND	L	14-17	2000	Williamsport, Pa.
* 11/7/1964	MUHLBERG	W	9-0	1500	Williamsport, Pa.

1965

Head Coach: David Busey

Overall: 5-3

Conference: 4-2

Home: 3-1

Away: 2-2

9/18/1965	DELAWARE VALLEY	W	6-0	1500	Williamsport, Pa.
9/25/1965	at Grove City	L	12-16		Grove City, Pa.
* 10/2/1965	ALBRIGHT	W	19-9	2000	Williamsport, Pa.
* 10/9/1965	at Western Maryland	L	13-19	2500	Westminster, Md.
* 10/16/1965	UPSALA	W	7-6	4000	Williamsport, Pa.
* 10/23/1965	JUNIATA	L	13-17	3000	Williamsport, Pa.
* 10/30/1965	at Susquehanna	W	27-8	4700	Selingsgrove, Pa.
* 11/6/1965	at Muhlenberg	W	56-6		Allentown, Pa.

1966

Head Coach: David Busey

Overall: 4-4

Conference: 4-3

Home: 2-2

Away: 2-2

* 9/17/1966	at Delaware Valley	W	21-20		Doylestown, Pa.
9/25/1966	GROVE CITY	L	8-27		Williamsport, Pa.
* 10/2/1966	at Albright	L	0-10	1200	Reading, Pa.
* 10/8/1966	WESTERN MARYLAND	W	27-14	5000	Williamsport, Pa.
* 10/16/1966	UPSALA	L	12-27	3000	Williamsport, Pa.
* 10/23/1966	at Juniata	L	16-47	4200	Huntingdon, Pa.
* 10/30/1966	at Franklin & Marshall	W	17-0		Lancaster, Pa.
* 11/6/1966	MUHLBERG	W	31-20	3000	Williamsport, Pa.



BUDD WHITEHILL 1967-71 • 10-30

When Budd Whitehill came to Lycoming College to start the wrestling program in 1956, he was just two years removed from the end of a career as a minor league pitcher, having moved around from Quebec to Kentucky. He began at the college as an assistant football and head wrestling and baseball coach. He stopped coaching baseball in 1963 to focus on wrestling and football before becoming the head football coach in 1966. He spent five years in the dual role before encouraging the hiring of his assistant, Frank Girardi, to take over the football team. Meanwhile, he truly left his mark on the mat. Among numerous other honors, Whitehill coached 11 teams that finished amongst the NCAA's top 20.

1967

Head Coach: Budd Whitehill

Overall: 3-5

Conference: 3-5

Home: 2-3

Away: 1-2

* 9/23/67	ALBRIGHT	W	20-7	2000	Williamsport, Pa.
* 9/30/67	at Wagner	L	13-27		Staten Island, N.Y.
* 10/7/67	WESTERN MARYLAND	L	0-20	2500	Williamsport, Pa.
* 10/14/67	UPSALA	L	0-27	1500	Williamsport, Pa.
* 10/21/67	JUNIATA	L	6-42	2500	Williamsport, Pa.
* 10/28/67	FRANKLIN & MARSHALL	W	12-7	2100	Williamsport, Pa.
* 11/4/67	at Muhlenberg	W	32-14		Allentown, Pa.
* 11/11/67	at Delaware Valley	L	30-48		Doylestown, Pa.

1968

Head Coach: Budd Whitehill

Overall: 1-7

Conference: 1-7

Home: 1-2

Away: 0-5

* 9/21/68	at Albright	L	0-9		Reading, Pa.
* 9/28/68	WAGNER	W	10-0		Williamsport, Pa.
* 10/5/68	DELAWARE VALLEY	L	3-39		Williamsport, Pa.
* 10/12/68	at Western Maryland	L	29-37		Westminster, Md.
* 10/19/68	at Juniata	L	7-25		Huntingdon, Pa.
* 10/26/68	at Susquehanna	L	13-17		Selingsgrove, Pa.
* 11/2/68	at Upsala	L	8-39		East Orange, N.J.
* 11/9/68	MUHLBERG	L	13-21		Williamsport, Pa.



The 1972 Warriors were the first coached by Frank Girardi, who went on to pace the sidelines for 36 years.

1969

Head Coach: Budd Whitehill

Overall: 1-7

Conference: 1-7

Home: 1-4

Away: 0-3

* 9/20/69	ALBRIGHT	L	7-13	2000	Williamsport, Pa.
* 9/27/69	WILKES	L	13-34		Williamsport, Pa.
* 10/4/69	at Delaware Valley	L	7-20		Doylestown, Pa.
* 10/11/69	WESTERN MARYLAND	W	22-14		Williamsport, Pa.
* 10/18/69	JUNIATA	L	7-21	5500	Williamsport, Pa.
* 10/25/69	at Susquehanna	L	8-35		Selinsgrove, Pa.
* 11/1/69	UPSALA	L	7-8		Williamsport, Pa.
* 11/8/69	at Muhlenberg	L	21-27		Allentown, Pa.

1970

Head Coach: Budd Whitehill

Overall: 3-5

Conference: 3-4

Home: 1-3

Away: 2-2

* 9/19/70	at Albright	L	0-7		Albright, Pa.
* 9/26/70	at Wilkes	W	21-19		Edwardsville, Pa.
10/3/70	WESTMINSTER (PA.)	L	0-28	3000	Williamsport, Pa.
* 10/10/70	at Western Maryland	L	20-27		Westminster, Md.
* 10/17/70	at Juniata	W	29-14		Huntingdon, Pa.
* 10/24/70	SUSQUEHANNA	L	0-21	3500	Williamsport, Pa.
* 10/31/70	UPSALA	L	7-18	2500	Williamsport, Pa.
* 11/7/70	DELAWARE VALLEY	W	13-6	4500	Williamsport, Pa.

1971

Head Coach: Budd Whitehill

Overall: 2-6

Conference: 2-5

Home: 0-4

Away: 2-2

* 9/19/71	ALBRIGHT	L	3-20	3500	Williamsport, Pa.
* 9/26/71	WILKES	L	0-29	3200	Williamsport, Pa.
10/3/71	at Westminster (Pa.)	L	13-25		New Wilmington, Pa.
* 10/10/71	WESTERN MARYLAND	L	7-18	3200	Williamsport, Pa.
* 10/17/71	JUNIATA	L	0-17	3100	Williamsport, Pa.
* 10/23/71	at Susquehanna	W	25-10		Selinsgrove, Pa.
* 10/30/71	at Upsala	L	15-22		East Orange, N.J.
* 11/6/71	at Delaware Valley	W	20-16		Doylestown, Pa.



FRANK GIRARDI
1972-2007 - 257-97-5

After growing up in the shadows of the College, Frank Girardi took the helm of the football program in 1972 after serving as an assistant coach under Budd Whitehill for three years. It took Girardi, a former running back at Williamsport Area High School and West Chester University, three years, but when the team finished 6-2 in 1975, it started a streak

of 29 consecutive winning seasons under the coach. In his 36 seasons at Lycoming, Girardi built a record of 257-97-5 – a winning percentage of .723. In 2005, he became only the 17th coach at any NCAA level to reach the 250-win plateau. He coached 13 Middle Atlantic Conference championship teams and made 11 appearances in the NCAA playoffs, including two trips to the the Division III national championship game, 1990 and 1997.

1972

Head Coach: Frank Girardi

Overall: 2-6

Conference: 2-5

Home: 2-2

Away: 0-4

* 9/23/72	at Albright	L	0-39		Reading, Pa.
* 9/30/72	at Wilkes	L	0-29		Edwardsville, Pa.
10/7/72	GENEVA	L	3-27	3000	Williamsport, Pa.
* 10/14/72	DELAWARE VALLEY	L	3-8	3000	Williamsport, Pa.
* 10/21/72	at Juniata	L	0-7		Huntingdon, Pa.
* 10/28/72	SUSQUEHANNA	W	16-12	3000	Williamsport, Pa.
* 11/4/72	at Upsala	L	12-15		East Orange, N.J.
* 11/11/72	WESTERN MARYLAND	W	31-0	3500	Williamsport, Pa.

1973

Head Coach: Frank Girardi

Overall: 2-6

Conference: 2-5

Home: 1-3

Away: 1-3

* 9/22/73	ALBRIGHT	L	6-21	2000	Williamsport, Pa.
* 9/29/73	WILKES	L	0-25	4000	Williamsport, Pa.
10/6/73	at Geneva	L	10-34	3000	Beaver Falls, Pa.
* 10/13/73	at Delaware Valley	L	7-14	3500	Doylestown, Pa.
* 10/20/73	JUNIATA	L	3-27	3500	Williamsport, Pa.



GAME-BY-GAME RESULTS



The 1978 Warriors were the first to win a MAC title, earning a Northern Division Championship.

* 10/27/73	at Susquehanna	W	18-13	2500	Selinsgrove, Pa.
* 11/3/73	UPSALA	W	20-6	3500	Williamsport, Pa.
* 11/10/73	at Western Maryland	L	0-20	1500	Westminster, Md.

1977
Head Coach: Frank Girardi
Overall: 6-3
Conference: 4-2
Home: 4-1
Away: 2-2

9/10/77	at Dickinson	L	3-7	2000	Carlisle, Pa.
* 9/17/77	ALBRIGHT	L	6-16	3000	Williamsport, Pa.
* 9/24/77	WILKES	W	7-0	1000	Williamsport, Pa.
* 10/1/77	at Susquehanna	W	7-0	1000	Selinsgrove, Pa.
* 10/8/77	at Delaware Valley	W	16-8	2000	Doylestown, Pa.
* 10/15/77	JUNIATA	W	10-0	3000	Williamsport, Pa.
10/22/77	FDU-MADISON	W	28-0	2500	Williamsport, Pa.
* 10/29/77	at Upsala	L	7-8	2500	East Orange, N.J.
11/5/77	WESTERN MARYLAND	W	27-7	1500	Williamsport, Pa.

1974
Head Coach: Frank Girardi
Overall: 3-6
Conference: 2-5
Home: 1-4
Away: 2-2

9/14/74	LOCK HAVEN	W	10-6	12000	Williamsport, Pa.
* 9/21/74	at Albright	L	0-16	2000	Reading, Pa.
* 9/28/74	at Wilkes	L	14-20	1000	Edwardsville, Pa.
* 10/5/74	JUNIATA	L	0-26	1500	Williamsport, Pa.
10/12/74	TOWSON	L	7-42	3500	Williamsport, Pa.
* 10/19/74	at Upsala	W	20-14	2000	East Orange, N.J.
* 10/26/74	DELAWARE VALLEY	L	13-19	3000	Williamsport, Pa.
* 11/2/74	SUSQUEHANNA	L	18-30	1000	Williamsport, Pa.
* 11/9/74	at Western Maryland	W	28-14	1500	Westminster, Md.

1978
MAC Northern Division Champions
Head Coach: Frank Girardi
Overall: 7-2
Conference: 5-1
Home: 4-0
Away: 3-2

9/9/78	at Lock Haven	W	24-14	3500	Lock Haven, Pa.
* 9/16/78	at Albright	W	10-0	3000	Reading, Pa.
* 9/23/78	at Wilkes	W	41-8	2000	Edwardsville, Pa.
* 9/30/78	SUSQUEHANNA	W	21-0	2500	Williamsport, Pa.
* 10/7/78	DELAWARE VALLEY	W	21-7	3000	Williamsport, Pa.
* 10/14/78	at Juniata	L	7-24	4000	Huntingdon, Pa.
10/21/78	at Western Maryland	L	7-23	1000	Westminster, Md.
* 10/28/78	UPSALA	W	12-10	3500	Williamsport, Pa.
11/4/78	DICKINSON	W	20-7	2000	Williamsport, Pa.

1975
Head Coach: Frank Girardi
Overall: 6-2
Conference: 3-2
Home: 3-1
Away: 3-1

9/13/75	at Lock Haven	W	23-0	3000	Lock Haven, Pa.
* 9/20/75	ALBRIGHT	L	0-14	2500	Williamsport, Pa.
* 10/4/75	at Susquehanna	W	13-7	2500	Selinsgrove, Pa.
* 10/11/75	at Delaware Valley	W	10-6	2000	Doylestown, Pa.
* 10/18/75	JUNIATA	W	16-12	3000	Williamsport, Pa.
10/25/75	FDU-MADISON	W	49-0	3200	Williamsport, Pa.
* 11/1/75	at Upsala	L	0-7	2500	East Orange, N.J.
11/8/75	WESTERN MARYLAND	W	28-14	7200	Williamsport, Pa.

1979
MAC Northern Division Champions
Head Coach: Frank Girardi
Overall: 8-1-1
Conference: 6-0-1
Home: 5-1
Away: 3-0-1

9/8/79	LOCK HAVEN	W	15-12	2587	Williamsport, Pa.
* 9/15/79	ALBRIGHT	W	15-5	2322	Williamsport, Pa.
* 9/22/79	WILKES	W	10-7	2001	Williamsport, Pa.
* 9/29/79	at Susquehanna	W	30-0	4500	Selinsgrove, Pa.
* 10/6/79	at Delaware Valley	W	24-9	3175	Doylestown, Pa.
* 10/13/79	JUNIATA	W	21-0	3367	Williamsport, Pa.
10/20/79	WESTERN MARYLAND	L	7-12	3750	Williamsport, Pa.
* 10/27/79	at Upsala	T	6-6	3250	East Orange, N.J.
* 11/3/79	FDU-MADISON	W	48-7	2031	Williamsport, Pa.
11/10/79	at Dickinson	W	52-0	300	Carlisle, Pa.


1976
Head Coach: Frank Girardi
Overall: 8-1
Conference: 5-1
Home: 4-0
Away: 4-1

9/11/76	LOCK HAVEN	W	23-0	2500	Williamsport, Pa.
* 9/25/76	at Wilkes	W	21-15	2000	Edwardsville, Pa.
* 9/18/76	at Albright	L	0-14	2500	Reading, Pa.
* 10/2/76	SUSQUEHANNA	W	13-7	3000	Williamsport, Pa.
* 10/9/76	DELAWARE VALLEY	W	10-6	1000	Williamsport, Pa.
* 10/16/76	at Juniata	W	16-12	2500	Huntingdon, Pa.
10/23/76	at FDU-Madison	W	49-0	1000	Madison, N.J.
* 10/30/76	UPSALA	W	17-10	3000	Williamsport, Pa.
11/6/76	at Western Maryland	W	28-13	3000	Westminster, Md.

GAME-BY-GAME RESULTS



The 1985 Warriors were the first in school history to complete an undefeated regular season.



1980

Head Coach: Frank Girardi

Overall: 9-1

Conference: 6-1

Home: 4-1

Away: 5-0

9/13/80	at Lock Haven	W	15-7	Lock Haven, Pa.
* 9/20/80	ALBRIGHT	W	45-3	Williamsport, Pa.
* 9/27/80	at Wilkes	W	40-0	Edwardsville, Pa.
* 10/4/80	SUSQUEHANNA	W	46-3	Williamsport, Pa.
* 10/11/80	DELAWARE VALLEY	L	0-9	Williamsport, Pa.
* 10/18/80	at Juniata	W	28-7	Huntingdon, Pa.
10/25/80	at Western Maryland	W	10-7	Westminster, Md.
* 11/1/80	UPSALA	W	37-13	Williamsport, Pa.
* 11/8/80	at FDU-Madison	W	61-0	Madison, N.J.
11/15/80	DICKINSON	W	45-37	Williamsport, Pa.

1983

Head Coach: Frank Girardi

Overall: 7-2-1

Conference: 6-1-1

Home: 5-0-1

Away: 2-2

9/10/83	LOCK HAVEN	W	14-0	3500	Williamsport, Pa.
* 9/17/83	SUSQUEHANNA	T	3-3	2200	Williamsport, Pa.
* 9/24/83	WILKES	W	59-0	2700	Williamsport, Pa.
* 10/1/83	at Widener	W	37-0	4200	Chester, Pa.
* 10/8/83	ALBRIGHT	W	14-0	2400	Williamsport, Pa.
* 10/15/83	at Upsala	W	31-0	2000	East Orange, N.J.
* 10/22/83	at Moravian	L	7-10	3000	Bethlehem, Pa.
* 10/29/83	JUNIATA	W	20-7	1600	Williamsport, Pa.
* 11/5/83	DELAWARE VALLEY	W	21-20	1500	Williamsport, Pa.
11/12/83	at Bloomsburg	L	10-28	1000	Bloomsburg, Pa.

1981

Head Coach: Frank Girardi

Overall: 5-4-1

Conference: 4-2-1

Home: 2-2

Away: 3-2-1

9/12/81	LOCK HAVEN	L	0-7	2500	Williamsport, Pa.
* 9/19/81	at Susquehanna	L	3-6	1900	Selinsgrove, Pa.
* 9/26/81	WILKES	W	35-0	2500	Williamsport, Pa.
10/3/81	at Waynesburg	L	12-34	2800	Waynesburg
* 10/10/81	DELAWARE VALLEY	L	3-12	3000	Williamsport, Pa.
* 10/17/81	at Upsala	W	22-14	1700	East Orange, N.J.
10/24/81	at Dickinson	W	36-0	2200	Carlisle, Pa.
* 10/31/81	JUNIATA	W	11-10	1500	Williamsport, Pa.
* 11/7/81	at Albright	T	13-13	1200	Reading, Pa.
* 11/14/81	at FDU-Florham	W	40-14	500	FDU-Florham

1984

Head Coach: Frank Girardi

Overall: 8-2

Conference: 6-2

Home: 4-1

Away: 4-1

9/8/84	at Lock Haven	W	17-14	3000	Lock Haven, Pa.
* 9/15/84	at Susquehanna	L	7-24	2500	Selinsgrove, Pa.
* 9/22/84	WILKES	W	35-13	800	Williamsport, Pa.
* 9/29/84	WIDENER	W	22-20	3000	Williamsport, Pa.
* 10/6/84	at Albright	W	44-0	1500	Reading, Pa.
* 10/13/84	UPSALA	L	10-17	2800	Williamsport, Pa.
* 10/20/84	MORAVIAN	W	38-20	1000	Williamsport, Pa.
* 10/27/84	at Juniata	W	29-28	2900	Huntingdon, Pa.
* 11/3/84	at Delaware Valley	W	42-7	1500	Doylestown, Pa.
11/10/84	BLOOMSBURG	W	24-14	1700	Williamsport, Pa.

1982

Head Coach: Frank Girardi

MAC Northern Division Champions

Overall: 8-2

Conference: 6-1

Home: 5-0

Away: 3-2

9/11/82	at Lock Haven	L	7-14	5000	Lock Haven, Pa.
* 9/18/82	SUSQUEHANNA	W	17-6	750	Williamsport, Pa.
* 9/25/82	at Wilkes	W	22-10	1000	Edwardsville, Pa.
10/2/82	WAYNESBURG	W	7-0	2000	Williamsport, Pa.
* 10/9/82	at Delaware Valley	L	15-21	2500	Doylestown, Pa.
* 10/16/82	UPSALA	W	26-0	2500	Williamsport, Pa.
10/23/82	DICKINSON	W	35-0	700	Williamsport, Pa.
* 10/30/82	at Juniata	W	25-12	2000	Huntingdon, Pa.
* 11/6/82	ALBRIGHT	W	21-10	300	Williamsport, Pa.
* 11/13/82	at FDU-Madison	W	47-0	300	Madison, N.J.

1985

Head Coach: Frank Girardi

MAC Champions

NCAA Division III Playoffs

Overall: 10-1

Conference: 9-0

Home: 6-1


Away: 4-0

9/14/1985	LOCK HAVEN	W	29-8	3000	Williamsport, Pa.
* 9/25/85	SUSQUEHANNA	W	20-14	1700	Williamsport, Pa.
* 9/28/85	WILKES	W	27-3	3000	Williamsport, Pa.
* 10/5/85	at Widener	W	18-10	6000	Chester, Pa.
* 10/12/85	ALBRIGHT	W	43-0	1700	Williamsport, Pa.
* 10/19/85	at Upsala	W	50-0	1000	Upsala, Pa.
* 10/26/85	at Moravian	W	17-15	2200	Bethlehem, Pa.
* 11/2/85	JUNIATA	W	39-27	2000	Williamsport, Pa.
* 11/9/85	DELAWARE VALLEY	W	38-0	2200	Williamsport, Pa.
* 11/16/85	at Lebanon Valley	W	59-0	100	Anncville, Pa.
p 11/23/85	GETTYSBURG	L	10-14		Williamsport, Pa.



GAME-BY-GAME RESULTS

The 1989 Warriors won the first NCAA Tournament game in school history, beating Dickinson, 21-0.



1986

Head Coach: Frank Girardi

Overall: 8-2

Conference: 7-2

Home: 3-1

Away: 5-1

9/13/86	at	Lock Haven	W	24-21	4,000	Lock Haven, Pa.
* 9/20/86	at	Susquehanna	L	42-43	3,500	Selingsgrove, Pa.
* 9/27/86	at	Wilkes	W	14-7	1000	Edwardsville, Pa.
* 10/4/86		WIDENER	L	13-14	2,000	Williamsport, Pa.
* 10/11/86	at	Albright	W	34-0	3,000	Reading, Pa.
* 10/18/86		UPSALA	W	42-0	1,000	Williamsport, Pa.
* 10/25/86		MORAVIAN	W	17-15	2,500	Williamsport, Pa.
* 11/1/86	at	Juniata	W	63-27	3,600	Huntingdon, Pa.
* 11/8/86	at	Delaware Valley	W	30-7	1,000	Doylestown, Pa.
* 11/15/86		LEBANON VALLEY	W	30-13	750	Williamsport, Pa.

1987

Head Coach: Frank Girardi

Overall: 6-2-1

Conference: 6-2-1

Home: 3-1

Away: 3-1-1

* 9/19/87		UPSALA	W	7-0	1000	Williamsport, Pa.
* 9/26/87	at	Delaware Valley	T	7-7	1800	Doylestown, Pa.
* 10/3/87	at	Lebanon Valley	W	7-6	2400	Annville, Pa.
* 10/10/87		WIDENER	L	17-24	2200	Williamsport, Pa.
* 10/17/87	at	Juniata	L	7-10	1,175	Huntingdon, Pa.
* 10/24/87	at	Moravian	W	30-3	4200	Bethlehem, Pa.
* 10/31/87		ALBRIGHT	W	28-3	3,800	Williamsport, Pa.
* 11/7/87	at	Susquehanna	W	7-6	1,200	Selingsgrove, Pa.
* 11/14/89		WILKES	W	14-10	2500	Williamsport, Pa.

1988

Head Coach: Frank Girardi

Overall: 7-3

Conference: 5-3

Home: 3-2

Away: 4-1

9/10/88	at	Kean	W	20-6	2,500	Union, N.J.
9/17/88	at	Upsala	W	34-14	850	East Orange, N.J.
* 9/24/88		DELAWARE VALLEY	W	28-0	1800	Williamsport, Pa.
* 10/1/88		LEBANON VALLEY	W	42-3	2400	Williamsport, Pa.
* 10/8/88	at	Widener	L	5-17	6,500	Chester, Pa.
* 10/15/89		JUNIATA	W	20-10	1,300	Williamsport, Pa.
* 10/22/88		MORAVIAN	L	6-17	700	Williamsport, Pa.
* 10/29/89	at	Albright	W	23-0	2,200	Reading, Pa.
* 11/5/88		SUSQUEHANNA	L	0-23	1200	Williamsport, Pa.
* 11/12/88	at	Wilkes	W	54-14	2500	Edwardsville, Pa.

1989

Head Coach: Frank Girardi

MAC Co-Champions

NCAA Division III Quarterfinalists

Overall: 10-2

Conference: 7-1

Home: 5-1

Away: 5-1

9/2/89		MANSFIELD	W	27-0	3500	Williamsport, Pa.
9/9/89		KEAN	W	16-0	1500	Williamsport, Pa.
* 9/23/89	at	Delaware Valley	W	14-10	1000	Doylestown, Pa.
* 9/30/89	at	Lebanon Valley	W	28-3	4600	Annville, Pa.
* 10/7/89		WIDENER	W	21-0	4,100	Williamsport, Pa.
* 10/14/89	at	Juniata	W	46-0	1,975	Huntingdon, Pa.
* 10/21/89	at	Moravian	W	30-20	4,900	Bethlehem, Pa.
* 10/28/89		ALBRIGHT	W	22-8	4,100	Williamsport, Pa.
* 11/4/89	at	Susquehanna	L	17-24	2,650	Selingsgrove, Pa.
* 11/11/89		WILKES	W	45-3	1,500	Williamsport, Pa.
p 11/18/89	at	Dickinson	W	21-0	3,500	Carlisle, Pa.
p 11/25/89		FERRUM	L	24-49	3,000	Williamsport, Pa.

1990

Head Coach: Frank Girardi

MAC Champions

NCAA Division III Runners-Up

Overall: 12-1

Conference: 8-0

Home: 6-0

Away: 6-0

Neutral: 0-1

9/8/90	at	Kean	W	30-20	2500	Union, N.J.
* 9/22/90		DELAWARE VALLEY	W	33-21	3,000	Williamsport, Pa.
* 9/29/90		LEBANON VALLEY	W	17-0	3,000	Williamsport, Pa.
* 10/6/90	at	Widener	W	16-14	4,500	Chester, Pa.
* 10/13/90		JUNIATA	W	31-0	5200	Williamsport, Pa.
* 10/20/90		MORAVIAN	W	38-7	1,800	Williamsport, Pa.
* 10/27/90	at	Albright	W	34-7	3500	Reading, Pa.
* 11/3/90		SUSQUEHANNA	W	23-6	6,500	Williamsport, Pa.
* 11/10/90	at	Wilkes	W	14-0	250	Edwardsville, Pa.
p 11/17/90		CARNEGIE MELLON	W	17-7		Williamsport, Pa.
p 11/24/90	at	Washington & Jefferson	W	24-0		Washington, Pa.
p 12/1/90	at	Hofstra	W	20-10	6,347	Hempstead, N.Y.
p 12/8/90	vs	Allegheny	L	14-21	OT 4,800	Bradenton, Fla.



The 1991 Warriors reached the NCAA quarterfinals for the third straight year.

1991

Head Coach: Frank Girardi

MAC Champions

NCAA Division III Quarterfinalists

Overall: 10-1

Conference: 8-0

Home: 6-0

Away: 4-1

9/14/91		KEAN	W	37-0	1,300	Williamsport, Pa.
* 9/21/91		LEBANON VALLEY	W	30-20	3,208	Williamsport, Pa.
* 9/28/91	at	Delaware Valley	W	41-10	2,900	Doylestown, Pa.
* 10/12/91		WIDENER	W	31-0	3,300	Williamsport, Pa.
* 10/19/91	at	Juniata	W	28-7	1,700	Huntingdon, Pa.
* 10/21/91	at	Moravian	W	21-3	5,000	Bethlehem, Pa.
* 11/2/91		ALBRIGHT	W	43-8	2876	Williamsport, Pa.
* 11/9/91	at	Susquehanna	W	35-31	6,800	Selinsgrove, Pa.
* 11/16/91		WILKES	W	34-0	2400	Williamsport, Pa.
p 11/23/91		WASHINGTON & JEFFERSON	W	18-16	3,200	Williamsport, Pa.
p 11/30/91	at	Susquehanna	L	24-31	6,300	Selinsgrove, Pa.

1992

Head Coach: Frank Girardi

MAC Champions

NCAA Division III Playoffs

Overall: 8-1-1

Conference: 7-0-1

Home: 3-1-1

Away: 5-0

9/12/92	at	Frostburg St.	W	13-6	3,500	Frostburg, Md.
* 9/19/92	at	Lebanon Valley	W	35-17	4500	Annaville, Pa.
* 10/3/92		DELAWARE VALLEY	W	20-9	2800	Williamsport, Pa.
* 10/10/92	at	Widener University	W	28-16	6,000	Chester, Pa.
* 10/17/92		JUNIATA	T	14-14	3,500	Williamsport, Pa.
* 10/24/92		MORAVIAN	W	27-7	5,000	Williamsport, Pa.
* 10/31/92	at	Albright	W	33-30	2500	Reading, Pa.
* 11/7/92		SUSQUEHANNA	W	23-19	9,106	Williamsport, Pa.
* 11/14/92	at	Wilkes	W	33-0	1,500	Edwardsville, Pa.
p 11/21/92		WASHINGTON & JEFFERSON	L	0-33	2,700	Williamsport, Pa.

1993

Head Coach: Frank Girardi

Overall: 6-4

Conference: 3-2

Home: 4-1

Away: 2-3

9/11/93	at	Susquehanna	L	14-17	5,000	Selinsgrove, Pa.
* 9/18/93		FDU-MADISON	L	20-21	2,350	Williamsport, Pa.
9/25/93		ALBRIGHT	W	34-14	2,500	Williamsport, Pa.
* 10/2/93	at	King's	W	41-21	4000	Wilkes-Barre, Pa.
10/9/93	at	Moravian	L	14-17	3500	Bethlehem, Pa.
* 10/16/93		UPSALA	W	20-12	2,703	Williamsport, Pa.
10/23/93		LEBANON VALLEY	W	28-3	5,112	Williamsport, Pa.
* 10/30/93	at	Wilkes	L	7-9	2,500	Edwardsville, Pa.

11/6/93

JUNIATA

W 33-18

2703

Williamsport, Pa.

* 11/13/93

at Delaware Valley

W 31-0

1,000

Doylestown, Pa.

1994

Head Coach: Frank Girardi

Overall: 5-4

Conference: 2-2

Home: 2-3

Away: 3-1

9/10/94		SUSQUEHANNA	L	6-17	4200	Williamsport, Pa.
* 9/16/94	at	FDU-Madison	L	0-21	3179	Madison, NJ
9/24/94	at	Albright	W	37-17	1250	Reading, Pa.
* 10/1/94		KINGS	W	35-0	1100	Williamsport, Pa.
10/8/94		MORAVIAN	L	16-20	3800	Williamsport, Pa.
10/22/94	at	Lebanon Valley	W	14-12	3500	Annaville, Pa.
* 10/29/94		WILKES	L	20-26	1800	Williamsport, Pa.
11/5/94	at	Juniata	W	15-7	1000	Huntingdon, Pa.
* 11/12/94		DELAWARE VALLEY	W	16-0	1200	Williamsport, Pa.

1995

Head Coach: Frank Girardi

Co-Freedom League Champions

NCAA Division III Quarterfinalists

Overall: 8-3

Conference: 3-1

Home: 5-0

Away: 3-3

9/9/95	at	Albright	W	29-26	1700	Reading, Pa.
* 9/16/95		KINGS	W	48-0	2200	Williamsport, Pa.
* 9/29/95	at	FDU-Madison	L	17-20	2400	Madison, NJ
10/7/95	at	Hartwick	W	38-26	2300	Oneonta, NY
* 10/14/95		DELAWARE VALLEY	W	29-0	3700	Williamsport, Pa.
10/21/95		WIDENER	W	16-15	1100	Williamsport, Pa.
10/28/95	at	Susquehanna	L	14-21	4100	Selinsgrove, Pa.
11/4/95		LEBANON VALLEY	W	13-9	1800	Williamsport, Pa.
* 11/11/95	at	Wilkes	W	28-9	1400	Edwardsville, Pa.
p 11/18/95		WIDENER	W	31-27	2100	Williamsport, Pa.
p 11/25/95	at	Washington & Jefferson	L	0-48		Washington, Pa.

1996

Head Coach: Frank Girardi

Freedom League Champions

Overall MAC Champions

NCAA Division III Semifinalists

Overall: 11-1

Conference: 4-0

Home: 7-0

Away: 4-1

9/14/96		ALBRIGHT	W	31-24	2450	Williamsport, Pa.
* 9/21/96	at	Kings	W	51-18	2562	Wilkes-Barre, Pa.
* 10/5/96		FDU-MADISON	W	32-0	4100	Williamsport, Pa.
10/12/96		HARTWICK	W	41-14	2000	Williamsport, Pa.
* 10/19/96	at	Delaware Valley	W	37-0	700	Doylestown, Pa.
10/20/96	at	Widener	W	37-31	3500	Chester, Pa.



GAME-BY-GAME RESULTS



The 1996 Warriors reached the NCAA semi-finals, posting an 11-1 record.

11/2/96	SUSQUEHANNA	W	27-14	4600	Williamsport, Pa.
11/9/96	at Lebanon Valley	W	35-7	750	Annville, Pa.
* 11/16/96	WILKES	W	21-13	4600	Williamsport, Pa.
p 11/23/96	URSINUS	W	31-24	3200	Williamsport, Pa.
p 11/30/96	ALBRIGHT	W	31-13	3100	Williamsport, Pa.
p 12/7/96	at Rowan	L	14-33	2200	Glassboro, NJ

1997
Head Coach: Frank Girardi
Freedom League Champions
Co-MAC Champions
NCAA Division III Runners-Up
Overall: 12-1

Conference: 4-0
Home: 7-0
Away: 5-0
Neutral: 0-1

9/13/97	at Moravian	W	17-14	2719	Bethlehem, Pa.
* 9/20/97	KING'S	W	42-3	3200	Williamsport, Pa.
* 10/4/97	at FDU-Madison	W	35-19	2000	Madison, N.J.
10/11/97	at Juniata	W	20-16	1300	Huntingdon, Pa.
* 10/18/97	DELAWARE VALLEY	W	49-3	2700	Williamsport, Pa.
10/25/97	WIDENER	W	19-17	2300	Williamsport, Pa.
11/1/97	at Susquehanna	W	21-12	3000	Selingsgrove, Pa.
11/8/97	LEBANON VALLEY	W	26-7	760	Williamsport, Pa.
* 11/15/97	at Wilkes	W	26-12	750	Edwardsville, Pa.
p 11/22/97	WESTERN MARYLAND	W	27-13	2600	Williamsport, Pa.
p 11/29/97	TRINITY (TEXAS)	W	46-26	3100	Williamsport, Pa.
p 12/6/97	ROWAN	W	28-20	5000	Williamsport, Pa.
p 12/13/97	vs Mount Union	L	12-61	5777	Salem, Va.

1998
Head Coach: Frank Girardi
Freedom League Champions
Overall MAC Champions
NCAA Division III Playoffs
Overall: 10-1

Conference: 4-0
Home: 7-1
Away: 3-0

9/12/98	MORAVIAN	W	36-0	3270	Williamsport, Pa.
* 9/19/98	KINGS	W	28-13	2400	Wilkes-Barre, Pa.
* 10/3/98	FDU-MADISON	W	42-6	2600	Williamsport, Pa.
10/10/98	JUNIATA	W	39-14	3840	Williamsport, Pa.
* 10/17/98	at Delaware Valley	W	50-0	2750	Doylestown, Pa.
10/24/98	at Widener	W	15-13	5000	Chester, Pa.
10/31/98	SUSQUEHANNA	W	46-13	3750	Williamsport, Pa.
11/7/98	at Lebanon Valley	W	47-14	1800	Lebanon Valley
* 11/14/98	WILKES	W	21-12	3250	Williamsport, Pa.
p 11/21/98	CATHOLIC	W	49-14	2700	Williamsport, Pa.
p 11/28/98	TRINITY (TEXAS)	L	21-37	2250	Williamsport, Pa.

1999
Head Coach: Frank Girardi
Freedom League Champions
Overall MAC Champions
NCAA Division III Playoffs
Overall: 9-1

Conference: 4-0
Home: 4-1
Away: 5-0

9/11/99	at Juniata	W	19-13	3125	Huntingdon, Pa.
9/18/99	WIDENER	W	30-0	4230	Williamsport, Pa.
* 9/25/99	KING'S	W	41-0	4325	Williamsport, Pa.
10/9/99	LEBANON VALLEY	W	41-7	3120	Williamsport, Pa.
* 10/16/99	at Wilkes	W	20-15	3500	Edwardsville, Pa.
10/23/99	at Albright	W	43-9	1326	Reading, Pa.
* 10/30/99	DELAWARE VALLEY	W	34-0	2140	Williamsport, Pa.
11/6/99	at Susquehanna	W	36-7	5000	Selingsgrove, Pa.
* 11/13/99	at FDU-Madison	W	27-3	3200	Madison, N.J.
p 11/20/99	#24 WASHINGTON & JEFFERSON	L	7-14	2400	Williamsport, Pa.

2000
Head Coach: Frank Girardi
Freedom League Champions
Overall: 7-2
Conference: 4-0
Home: 4-1
Away: 3-1

9/9/00	JUNIATA	W	21-7	2800	Williamsport, Pa.
9/16/00	at Widener	L	49-50	3500	Chester, Pa.
* 9/23/00	at King's	W	41-24	2700	Wilkes-Barre, Pa.
10/7/00	at Lebanon Valley	W	42-20	1500	Annville, Pa.
* 10/14/00	WILKES	W	21-6	3200	Williamsport, Pa.
10/21/00	ALBRIGHT	W	39-3	4348	Williamsport, Pa.
* 10/28/00	at Delaware Valley	W	24-7	2000	Doylestown, Pa.
11/4/00	SUSQUEHANNA	L	14-16	2708	Williamsport, Pa.
* 11/11/00	FDU-MADISON	W	34-12	1732	Williamsport, Pa.

2001
Head Coach: Frank Girardi
Overall: 8-1
Conference: 8-1
Home: 3-1
Away: 5-0

* 9/8/01	LEBANON VALLEY	W	40-0	3450	Williamsport, Pa.
* 9/15/01	at Susquehanna	W	45-20	3100	Selingsgrove, Pa.
* 9/22/01	KING'S	W	20-14	4200	Williamsport, Pa.
* 9/29/01	#5 WIDENER	L	0-35	4354	Williamsport, Pa.
* 10/6/01	at FDU-Florham	W	47-0	3512	Madison, N.J.
* 10/20/01	at Albright	W	21-10	4000	Reading, Pa.
* 10/27/01	at Wilkes	W	27-24	2400	Edwardsville, Pa.
* 11/3/01	DELAWARE VALLEY	W	51-12	2904	Williamsport, Pa.
* 11/10/01	at Juniata	W	42-14	1100	Huntingdon, Pa.



The 2003 Warriors were the last to win an NCAA Tournament game, reaching the quarterfinals with an overtime win over East Texas Baptist.

2002

Head Coach: Frank Girardi

Overall: 6-3

Conference: 6-3

Home: 3-2

Away: 3-1

* 9/7/02	at Delaware Valley	W	54-0	2700	Doylestown, Pa.
* 9/14/02	at Lebanon Valley	W	24-6	2600	Annnville, Pa.
* 9/21/02	SUSQUEHANNA	W	50-3	3426	Williamsport, Pa.
* 9/28/02	at King's	W	24-10	3000	Wilkes-Barre, Pa.
* 10/5/02	at #6 Widener	L	14-20	4000	Chester, Pa.
* 10/12/02	FDU-FLORHAM	L	28-34	2689	Williamsport, Pa.
* 10/26/02	ALBRIGHT	W	35-12	1783	Williamsport, Pa.
* 11/2/02	WILKES	L	14-23	1432	Williamsport, Pa.
* 11/16/02	JUNIATA	W	55-24	1189	Williamsport, Pa.

2005

Head Coach: Frank Girardi

Overall: 6-4

Conference: 5-4

Home: 4-2

Away: 2-2

* 9/10/2005	JUNIATA	W	35-0	2740	Williamsport, Pa.
* 9/17/2005	at Widener	L	7-15	2000	Chester, Pa.
* 9/24/05	#10 DELAWARE VALLEY	L	13-31	3112	Williamsport, Pa.
* 10/1/05	at FDU-Florham	L	14-49	4511	Madison, N.J.
* 10/8/05	WILKES	L	14-17	2300	Williamsport, Pa.
* 10/15/05	#8 ITHACA	W	33-30	2100	Williamsport, Pa.
* 10/22/05	at Lebanon Valley	W	7-6	650	Annnville, Pa.
* 10/29/05	MORAVIAN	W	17-13	1847	Williamsport, Pa.
* 11/5/05	at Albright	W	14-13	2130	Reading, Pa.
* 11/12/05	SUSQUEHANNA	W	17-10	3318	Williamsport, Pa.

2003

Head Coach: Frank Girardi

MAC Champions

NCAA Division III Quarterfinals

Overall: 9-2

Conference: 8-1

Home: 6-2

Away: 3-0

* 9/3/03	KING'S	W	31-21	1868	Williamsport, Pa.
* 9/20/03	at Wilkes	W	29-13	1800	Edwardsville, Pa.
* 9/27/03	ALBRIGHT	W	38-21	3120	Williamsport, Pa.
* 10/11/03	FDU-FLORHAM	W	24-7	2103	Williamsport, Pa.
* 10/18/03	DELAWARE VALLEY	L	27-38	3287	Williamsport, Pa.
* 10/25/03	at Moravian	W	26-14	3599	Bethlehem, Pa.
* 11/1/03	at Juniata	W	28-14	2300	Huntingdon, Pa.
* 11/8/03	WIDENER	W	45-22	3800	Williamsport, Pa.
* 11/15/03	SUSQUEHANNA	W	38-0	3294	Williamsport, Pa.
p 11/29/03	#16 EAST TEXAS BAPTIST	W	13-7	1874	Williamsport, Pa.
p 12/7/03	#10 BRIDGEWATER	L	9-13	1213	Williamsport, Pa.

2006

Head Coach: Frank Girardi

Overall: 4-5

Conference: 4-5

Home: 2-2

Away: 2-3

* 9/9/2006	at Juniata	W	20-15	2300	Huntingdon, Pa.
* 9/16/2006	WIDENER	W	15-12	1722	Williamsport, Pa.
* 9/23/2006	at #20 Delaware Valley	L	16-17	2700	Doylestown, Pa.
* 9/30/2006	FDU-FLORHAM	W	23-14	1961	Williamsport, Pa.
* 10/7/2006	at #16 Wilkes	L	7-37	2500	Edwardsville, Pa.
* 10/21/2006	LEBANON VALLEY	L	9-15	2562	Williamsport, Pa.
* 10/28/2006	at Moravian	L	3-22	1003	Bethlehem, Pa.
* 11/4/2006	ALBRIGHT	L	35-42	2104	Williamsport, Pa.
* 11/11/2006	at Susquehanna	W	28-14	3700	Selinsgrove, Pa.

2007

Head Coach: Frank Girardi

Overall: 3-7

Conference: 3-4

Home: 3-2

Away: 0-5

9/1/2007	ITHACA	L	6-31	2552	Williamsport, Pa.
9/8/2007	at Ursinus	L	14-17	3000	Collegeville, Pa.
9/15/2007	at Susquehanna	L	13-17	2130	Selinsgrove, Pa.
* 9/29/2007	WIDENER	L	14-16	2800	Williamsport, Pa.
* 10/6/2007	at Albright	L	7-40	2381	Reading, Pa.
* 10/13/2007	WILKES	W	19-17	3116	Williamsport, Pa.
* 10/20/2007	at Delaware Valley	L	0-31	1500	Doylestown, Pa.
* 10/27/2007	FDU-FLORHAM	W	26-14	1108	Williamsport, Pa.
* 11/3/2007	KING'S	W	24-6	2126	Williamsport, Pa.
* 11/10/2007	at Lebanon Valley	L	14-28	2018	Annnville, Pa.

2004

Head Coach: Frank Girardi

Overall: 3-7

Conference: 3-6

Home: 2-2

Away: 1-5

* 9/11/04	at King's	L	28-31	2800	Wilkes-Barre, Pa.
* 9/18/04	WILKES	W	21-13	2837	Williamsport, Pa.
* 9/25/04	at Albright	L	32-49	2126	Reading, Pa.
10/2/04	at #16 Ithaca	L	7-49	2951	Ithaca, N.Y.
* 10/9/04	FDU-FLORHAM	W	31-7	2253	Williamsport, Pa.
* 10/16/04	at #19 Delaware Valley	L	19-26	3400	Doylestown, Pa.
* 10/23/04	MORAVIAN	L	14-35	1751	Williamsport, Pa.
* 10/30/04	JUNIATA	L	7-14	1306	Williamsport, Pa.
* 11/6/04	at Widener	L	0-7	2000	Chester, Pa.
* 11/13/04	at Susquehanna	W	35-7	3000	Selinsgrove, Pa.



GAME-BY-GAME RESULTS



The 2011 Warriors finished second in the nation in pass efficiency defense and third in total defense.



MIKE CLARK '93 2008-PRES. • 40-21

When the college looked for a replacement for Girardi after his retirement in 2007, it was hard to find someone with a better resume than Clark, who had won six MAC titles in four years as a player and two years as an assistant at Lycoming. Sure enough, in his first year as head coach in 2008, Clark led a Cinderella-story resurgence in the

Warriors, helping the team win its first MAC title in five years. Now in his sixth year as head coach, Clark has been a part of 99 wins, eight MAC titles, seven NCAA playoff teams and six NCAA playoff wins as a Warrior. During his time as head coach, Clark has tutored 62 all-conference selections, 15 all-region selections, seven All-Americans, three Academic All-District selections, an Academic All-American and led the team to six wins over top-25 programs. In January 2012, he also was named the college's ninth director of athletics.

2008

Head Coach: Mike Clark
MAC Co-Champions
NCAA Division III Playoffs
Overall: 7-4
Conference: 5-2
Home: 5-0
Away: 2-4

9/6/2008	at #18 Ithaca	L	16-17	0	Ithaca, N.Y.
9/20/2008	SUSQUEHANNA	W	28-16	3614	Williamsport, Pa.
9/27/2008	BRIDGEWATER (VA.)	W	34-17	1100	Williamsport, Pa.
* 10/4/2008	at Widener	W	21-17	5015	Chester, PA
* 10/11/2008	ALBRIGHT	W	23-13	3219	Williamsport, Pa.
* 10/18/2008	at Wilkes	L	13-27	946	Edwardsville, Pa.
* 10/25/2008	#22 DELAWARE VALLEY	W	10-7	1123	Williamsport, Pa.
* 11/1/2008	at FDU-Florham	W	48-28	1198	Madison, NJ
* 11/8/2008	at King's	L	7-24	3352	Wilkes-Barre, Pa.
* 11/15/2008	LEBANON VALLEY	W	23-15	1737	Williamsport, Pa.
p 11/22/2008	at #23 Hobart	L	15-33	764	Geneva, N.Y.

2009

Head Coach: Mike Clark
Overall: 4-6
Conference: 3-4
Home: 1-4
Away: 3-2

9/19/2009	at Susquehanna	W	37-23	3003	Selinsgrove, Pa.
9/12/2009	ROWAN	L	7-29	1700	Williamsport, Pa.
9/26/2009	at Bridgewater	L	29-32	467	Bridgewater, Va.
* 10/3/2009	at King's	W	24-21	3315	Wilkes-Barre, Pa.
* 10/10/2009	ALBRIGHT	L	7-26	3125	Williamsport, Pa.
* 10/17/2009	at Widener	W	28-16	2075	Chester, PA
* 10/24/2009	#24 DELAWARE VALLEY	L	7-21	517	Williamsport, Pa.
* 10/31/2009	WILKES	L	13-17	1100	Williamsport, Pa.
* 11/7/2009	at Lebanon Valley	L	21-31	2750	Anncville, Pa.
* 11/14/2009	FDU-FLOHAM	W	28-21	1400	Williamsport, Pa.

2010

Head Coach: Mike Clark
Overall: 6-4
Conference: 4-3
Home: 4-1
Away: 2-3

9/4/2010	at Rowan	L	17-24	2119	Glassboro, NJ
9/11/2010	WESTMINSTER	W	40-10	1533	Williamsport, Pa.
9/25/2010	#13 ITHACA	W	26-24	1781	Williamsport, Pa.
* 10/2/2010	KING'S (PA.)	W	31-24	1124	Williamsport, Pa.
* 10/7/2010	at Albright	W	50-0	3642	Reading, Pa.
* 10/16/2010	WIDENER	W	31-7	2786	Williamsport, Pa.
* 10/23/2010	at #9 Delaware Valley	L	0-36	3000	Doylestown, PA
* 10/30/2010	at Wilkes	L	14-31	950	Edwardsville, Pa.
* 11/6/2010	LEBANON VALLEY	L	14-28	1145	Williamsport, Pa.
* 11/13/2010	at FDU-Florham	W	17-10	1011	Madison, NJ

2011

Head Coach: Mike Clark
Overall: 8-2
Conference: 6-2
Home: 4-1
Away: 4-1

9/3/2011	#22 ROWAN	W	8-6	2001	Williamsport, Pa.
9/10/2011	at Westminster (Pa.)	W	41-3	1089	New Wilmington, Pa.
* 9/17/2011	at Widener	L	28-31	3565	Chester, PA
* 10/1/2011	ALBRIGHT	W	35-13	1346	Williamsport, Pa.
* 10/8/2011	at King's (Pa.)	W	42-10	1500	Wilkes-Barre, Pa.
* 10/15/2011	WILKES	W	40-7	2765	Williamsport, Pa.
* 10/22/2011	at Stevenson	W	48-14	3500	Owings Mills, Md.
* 10/29/2011	at Lebanon Valley	W	10-7	250	Anncville, Pa.
* 11/5/2011	#9 DELAWARE VALLEY	L	21-28	2986	Williamsport, Pa.
* 11/12/2011	FDU-FLOHAM	W	54-7	1894	Williamsport, Pa.



The 2012 Warriors notched an 8-2 mark and placed second in the MAC.



2012

Head Coach: Mike Clark

Overall: 8-2

Conference: 8-1

Home: 3-2

Away: 5-0

9/1/2012		BROCKPORT	L	2-24	1645	Williamsport, Pa.
* 9/8/2012	at	#22 Delaware Valley	W	24-14	2300	Doylestown, Pa.
* 9/15/2012		LEBANON VALLEY	W	21-13	1895	Williamsport, Pa.
* 9/22/2012	at	Albright	W	29-14	2872	Reading, Pa.
* 9/29/2012		KING'S (PA.)	W	33-10	2543	Williamsport, Pa.
* 10/6/2012	at	FDU-Florham	W	42-7	3682	Madison, N.J.
* 10/20/2012		#14 WIDENER	L	23-28	4235	Williamsport, Pa.
* 10/27/2012	at	Wilkes	W	38-7	800	Edwardsville, Pa.
* 11/3/2012		STEVENSON	W	32-7	1124	Williamsport, Pa.
* 11/10/2012	at	Misericordia	W	38-0	750	Dallas, Pa.

2013

Head Coach: Mike Clark

MAC Co-Champions

Overall: 7-3

Conference: 7-2

Home: 5-0

Away: 2-2

Neutral: 0-1

9/7/2013	vs.	Brockport	L	2-30	3000	Rochester, N.Y.
* 9/14/2013		WILKES	W	34-18	1895	Williamsport, Pa.
* 9/21/2013		MISERICORDIA	W	52-14	2107	Williamsport, Pa.
* 9/28/2013	at	#24 Widener	W	16-14	2135	Chester, Pa.
* 10/5/2013		#16 DELAWARE VALLEY	W	19-16	3245	Williamsport, Pa.
* 10/12/2013	at	Lebanon Valley	L	7-14	3500	Annaville, Pa.
* 10/26/2013		ALBRIGHT	W	20-17	OT 3478	Williamsport, Pa.
* 11/2/2013	at	King's (Pa.)	L	24-28	2876	Wilkes-Barre, Pa.
* 11/9/2013		FDU-FLORHAM	W	55-12	1345	Williamsport, Pa.
* 11/16/2013	at	Stevenson	W	36-20	1325	Owings Mills, Md.




NCAA TOURNAMENT APPEARANCES



1985 AUTOMATIC BID MAC CHAMPIONS NCAA TOURNAMENT FIRST ROUND

First Round
p 11/23/85 GETTYSBURG L 10-14 Williamsport, Pa.



1989 AUTOMATIC BID CO-MAC CHAMPIONS NCAA TOURNAMENT QUARTERFINALS

First Round
p 11/18/89 at Dickinson W 21-0 3,500 Carlisle, Pa.
Quarterfinals
p 11/25/89 FERRUM L 24-49 3,000 Williamsport, Pa.



1990 AUTOMATIC BID MAC CHAMPIONS NCAA TOURNAMENT RUNNERS-UP

First Round
p 11/17/90 CARNEGIE MELLON W 17-7 Williamsport, Pa.
Quarterfinals
p 11/24/90 at Washington & Jefferson W 24-0 Washington, Pa.
Semifinals
p 12/1/90 at Hofstra W 20-10 6,347 Hempstead, N.Y.
Amos Alonzo Stagg Bowl, National Championship
p 12/8/90 vs Allegheny L 14-21 OT 4,800 Bradenton, Fla.



1991 AUTOMATIC BID MAC CHAMPIONS NCAA TOURNAMENT QUARTERFINALS

First Round
p 11/23/91 WASHINGTON & JEFFERSON W 18-16 3,200 Williamsport, Pa.
Quarterfinals
p 11/30/91 at Susquehanna L 24-31 6,300 Selingsgrove, Pa.



**1992 AUTOMATIC BID
MAC CHAMPIONS
NCAA TOURNAMENT FIRST ROUND**

First Round					
p	11/21/92	WASHINGTON & JEFFERSON	L	0-33	2,700 Williamsport, Pa.



**1995 AT-LARGE BID
NCAA TOURNAMENT QUARTERFINALS**

First Round					
p	11/18/95	WIDENER	W	31-27	2100 Williamsport, Pa.
Quarterfinals					
p	11/25/95	at Washington & Jefferson	L	0-48	Washington, Pa.



**1996 AUTOMATIC BID
MAC CHAMPIONS
NCAA TOURNAMENT SEMIFINALS**

First Round					
p	11/23/96	URSINUS	W	31-24	3200 Williamsport, Pa.
Quarterfinals					
p	11/30/96	ALBRIGHT	W	31-13	3100 Williamsport, Pa.
Semifinals					
p	12/7/96	at Rowan	L	14-33	2200 Glassboro, N.J.



**1997 AUTOMATIC BID
CO-MAC CHAMPIONS
NCAA TOURNAMENT RUNNERS-UP**

First Round					
p	11/22/97	WESTERN MARYLAND	W	27-13	2600 Williamsport, Pa.
Quarterfinals					
p	11/29/97	TRINITY (TEXAS)	W	46-26	3100 Williamsport, Pa.
Semifinals					
p	12/6/97	ROWAN	W	28-20	5000 Williamsport, Pa.
Amos Alonzo Stagg Bowl, National Championship					
p	12/13/97	vs Mount Union	L	12-61	5777 Salem, Va.




NCAA TOURNAMENT APPEARANCES



1998 AUTOMATIC BID MAC CHAMPIONS NCAA TOURNAMENT QUARTERFINALS

First Round						
p	11/21/98	CATHOLIC	W	49-14	2700	Williamsport, Pa.
Quarterfinals						
p	11/28/98	TRINITY (TEXAS)	L	21-37	2250	Williamsport, Pa.



1999 AUTOMATIC BID MAC CHAMPIONS NCAA TOURNAMENT FIRST ROUND

First Round						
p	11/20/99	WASHINGTON & JEFFERSON	L	7-14	2400	Williamsport, Pa.



2003 AUTOMATIC BID MAC CHAMPIONS NCAA TOURNAMENT QUARTERFINALS

First Round						
p	11/29/03	EAST TEXAS BAPTIST	W	13-7 OT	1874	Williamsport, Pa.
Quarterfinals						
p	12/7/03	BRIDGEWATER	L	9-13	1213	Williamsport, Pa.



2008 AUTOMATIC BID CO-MAC CHAMPIONS NCAA TOURNAMENT FIRST ROUND

First Round						
p	11/22/2008	at Hobart	L	15-33	764	Geneva, N.Y.



NCAA TOURNAMENT INDIVIDUAL GAME RECORDS

RUSHING

MOST CARRIES

1	29	Jamie Allen	Ursinus	11/23/1996
2	27	Brian Thompson	Western Maryland	11/22/1997
3	26	Brian Thompson	Rowan	12/6/1997
4	24	Cory Sheridan	at Hofstra	12/1/1990
5	23	Brian Thompson	Trinity	11/29/1997

100-YARD RUSHING GAMES

1	179	Brian Thompson	Western Maryland	11/22/1997
2	178	Jamie Allen	Ursinus	11/23/1996
3	127	Brian Thompson	Trinity	11/29/1997
4	126	Brian Thompson	Rowan	12/6/1997
5	110	Joe Parsnik	at Gettysburg	11/23/1985
6	108	Cory Sheridan	Carnegie Mellon	11/17/1990

MOST RUSHING TDs SCORED

1	4	Jason Murraccini	Trinity	11/29/1997
2	2	Steve Hill	Ursinus	11/23/1996
2	2	Brian Thompson	Rowan	12/6/1997
2	2	Jason Murraccini	Rowan	12/6/1997
2	2	Brian Thompson	Catholic	11/21/1998
2	2	Phil Mann	East Texas Baptist	11/29/2003

LONGEST RUSH FROM SCRIMMAGE

1	69	Steve Hill	Ursinus	11/23/1996
2	45	Jason Murraccini	Trinity	11/29/1997
3	38	Cory Sheridan	Carnegie Mellon	11/17/1990
4	32	Brian Thompson	Trinity	11/29/1997
5	29	Brian Thompson	Rowan	12/6/1997

MOST CONSECUTIVE 100-YARD RUSHING GAMES

1	3	Brian Thompson		11/22-12/6/1997
---	---	----------------	--	-----------------

PASSING

MOST PASSES ATTEMPTED

1	45	Keith Cadden	at Rowan	12/7/1996
2	43	Ed Dougherty	Washington & Jefferson	11/23/1991
3	43	Phil Mann	Bridgewater	12/7/2003
4	40	Ed Dougherty	Carnegie Mellon	11/17/1990
4	40	Ed Dougherty	Washington & Jefferson	11/24/1990
4	40	Ryan Swailes	Washington & Jefferson	11/20/1999

MOST PASSES COMPLETED

1	24	Ed Dougherty	Washington & Jefferson	11/24/1990
2	21	Ed Dougherty	Carnegie Mellon	11/17/1990
2	21	Keith Cadden	at Rowan	12/7/1996
4	19	Ed Dougherty	Ferrum	11/25/1989
5	18	Ed Dougherty	Washington & Jefferson	11/23/1991

MOST PASSING YARDS

1	286	Ed Dougherty	Washington & Jefferson	11/24/1990
2	261	Ed Dougherty	Carnegie Mellon	11/17/1990
3	255	Ed Dougherty	Ferrum	11/25/1989
4	251	Ed Dougherty	Washington & Jefferson	11/23/1991
5	236	Keith Cadden	Widener	11/18/1995

MOST TOUCHDOWN PASSES

1	3	Ed Dougherty	Ferrum	11/25/1989
3	3	Ed Dougherty	Washington & Jefferson	11/24/1990
3	3	Ed Dougherty	Washington & Jefferson	11/23/1991
4	2	Ed Dougherty	at Hofstra	12/1/1990
2	2	Keith Cadden	Albright	11/30/1996
2	2	Jason Murraccini	Western Maryland	11/22/1997
2	2	Jason Murraccini	Trinity	11/29/1997
2	2	Jason Murraccini	Catholic	11/21/1998

RECEIVING

LONGEST PASS COMPLETION/RECEPTION

1	65	Ed Dougherty	Washington & Jefferson	11/23/1991
		Cory Sheridan		
2	63	Keith Cadden	Albright	11/30/1996
		Steve Verton		
3	61	Ed Dougherty	Ferrum	11/25/1989
		Vic Olear		
4	52	Jason Murraccini	Western Maryland	11/22/1997
		Tim Dumas		

MOST PASSES CAUGHT

1	9	Tim Dumas	Trinity	11/28/1998
2	8	Vic Olear	Ferrum	11/25/1989
	8	Tim Dumas	at Rowan	12/7/1996
4	7	Troy Erdman	Ferrum	11/25/1989
	7	Cory Sheridan	Washington & Jefferson	11/23/1991

100-YARD RECEIVING GAMES

1	128	Steve Verton	Albright	11/30/1996
2	124	Tim Dumas	Catholic	11/21/1998
3	117	Vic Olear	Ferrum	11/25/1989
4	107	Matt Harvey	at Hofstra	12/1/1990
5	106	Tim Dumas	Trinity	11/28/1998
6	104	Tim Dumas	Western Maryland	11/22/1997
7	102	Paul Holloman	Carnegie Mellon	11/17/1990

MOST TD RECEPTIONS

1	2	Vic Olear	Ferrum	11/25/1989
2	2	Paul Holloman	Carnegie Mellon	11/17/1990
2	2	Cory Sheridan	Washington & Jefferson	11/23/1991

SCORING

MOST POINTS SCORED

1	24	Jason Murraccini	Trinity	11/29/1997
2	12	Vic Olear	Ferrum	11/25/1989
12	12	Paul Holloman	Carnegie Mellon	11/17/1990
12	12	Cory Sheridan	Washington & Jefferson	11/23/1991
12	12	Steve Hill	Ursinus	11/23/1996
12	12	Brian Thompson	Rowan	12/6/1997
12	12	Jason Murraccini	Rowan	12/6/1997
12	12	Brian Thompson	Catholic	11/21/1998
12	12	Phil Mann	East Texas Baptist	11/29/2003

MOST EXTRA POINTS MADE BY KICKING

1	7	John Shaffer	Catholic	11/21/1998
2	4	Jeff Cook	Trinity	11/29/1997
4	4	Jeff Cook	Widener	11/18/1995
4	4	Jeff Cook	Rowan	12/6/1997
5	3	John Phillips	Washington & Jefferson	11/24/1990
3	3	John Phillips	at Susquehanna	11/30/1991
3	3	John Shaffer	Trinity	11/28/1998

MOST POINTS SCORED BY KICKING

1	8	John Phillips	at Hofstra	12/1/1990
2	7	Jeff Cook	Widener	11/18/1995
7	7	John Shaffer	Catholic	11/21/1998
4	6	John Phillips	Washington & Jefferson	11/24/1990
5	5	John Phillips	Carnegie Mellon	11/17/1990
5	5	Jeff Cook	Ursinus	11/23/1996
5	5	Jeff Cook	Albright	11/30/1996

MOST FIELD GOALS MADE

1	2	John Phillips	at Hofstra	12/1/1990
---	---	---------------	------------	-----------

LONGEST FIELD GOAL MADE

1	48	Rusty Fricke	at Gettysburg	11/23/1985
2	42	John Phillips	Washington & Jefferson	11/24/1990



PUNTING

MOST PUNTS

1	11	Dylan Dupuis	Bridgewater	12/7/2003
2	10	Dylan Dupuis	East Texas Baptist	11/29/2003
3	9	Chris Howell	at Gettysburg	11/23/1985
	9	Eric Welshans	vs. Allegheny	12/8/1990
	9	Tom Ralicke	at Rowan	12/7/1996
	9	Steve Hill	vs. Mount Union	12/13/1997
	9	Steve Hill	Trinity	11/28/1998

LONGEST PUNT

1	60	John Shaffer	Washington & Jefferson	11/20/1999
2	58	Eric Welshans	Carnegie Mellon	11/17/1990
3	56	Steve Hill	Trinity	11/29/1997
4	53	Steve Hill	vs. Mount Union	12/13/1997
	53	Steve Hill	Trinity	11/28/1998
	53	Dylan Dupuis	Bridgewater	12/7/2003

KICK RETURNS

MOST PUNT RETURNS

1	6	Frank Girardi	at Gettysburg	11/23/1985
2	5	Rick Bealer	Washington & Jefferson	11/24/1990
	5	Rick Bealer	vs. Allegheny	12/8/1990
	5	Brett Zalonis	at Rowan	12/7/1996
	5	Sean Graf	Washington & Jefferson	11/20/1999
	5	Matt Murdock	Bridgewater	12/7/2003

LONGEST PUNT RETURN

1	53	Brett Zalonis	Albright	11/30/1996
2	36	Sean Graf	Washington & Jefferson	11/20/1999
3	24	Matt Murdock	Bridgewater	12/7/2003
4	17	Lakitsky	Ferrum	11/25/1989
5	16	Joe Spang	vs. Mount Union	12/13/1997

LONGEST KICK RETURN

1	44	Brian Thompson	Widener	11/18/1995
2	42	Tom Grace	Trinity	11/29/1997
3	34	Frank Wolfgang	at Susquehanna	11/30/1991
	34	Matt Murdock	Bridgewater	12/7/2003
5	32	Elliot Love	Western Maryland	11/22/1997

DEFENSE

MOST INTERCEPTIONS

1	2	Rick Bealer	Carnegie Mellon	11/17/1990
	2	Marty Graffius	Washington & Jefferson	11/23/1991
	2	Brad Gilmore	Albright	11/30/1996
	2	Matt Greim	East Texas Baptist	11/29/2003
	2	Nick Reese	Hobart	11/22/2008

LONGEST INTERCEPTION RETURN

1	56	Sean Graf	Washington & Jefferson	11/20/1999
2	55	Nick Reese	Hobart	11/22/2008
3	35	Larry Farr	Widener	11/18/1995
4	29	Kevin LeSage	East Texas Baptist	11/29/2003
5	26	Marty Graffius	Washington & Jefferson	11/23/1991

MOST TACKLES

1	17	Joe Hirsch	at Gettysburg	11/23/1985
2	16	Kaiser	at Gettysburg	11/23/1985
	16	John Verton	at Rowan	12/7/1996
4	14	Bill Small	vs. Allegheny	12/8/1990
	14	Spencer Reynolds	at Washington & Jefferson	11/25/1995
	14	John Verton	Ursinus	11/23/1996
	14	John Verton	Albright	11/30/1996

MOST QUARTERBACK SACKS

1	5	Joe Mosser	Albright	11/30/1996
2	3	Sean McGinley	East Texas Baptist	11/29/2003
3	2.5	Joe Emrick	at Hofstra	12/1/1990
4	2	Keith Jenkins	Trinity	11/29/1997
	2	Luke Sterling	East Texas Baptist	11/29/2003

MOST TACKLES FOR LOSS

1	6	Joe Mosser	Albright	11/30/1996
2	5	Sean McGinley	East Texas Baptist	11/29/2003
3	4	Cameron Coleman	Washington & Jefferson	11/20/1999
4	3	Dean Koffman	at Hofstra	12/1/1990
	3	Bill Hendricks	vs. Allegheny	12/8/1990
	3	Mark Seagreaves	Western Maryland	11/22/1997
	3	Cameron Coleman	Western Maryland	11/22/1997
	3	Mark Seagreaves	Rowan	12/6/1997
	3	Jeff Tinney	Washington & Jefferson	11/20/1999
	3	Luke Sterling	East Texas Baptist	11/29/2003
	3	Luke Sterling	Bridgewater	12/7/2003

MOST FUMBLES RECOVERED

1	2	Joe Emrick	Washington & Jefferson	11/23/1991
	2	Dan Pease	Washington & Jefferson	11/21/1992
	2	Keith Jenkins	Catholic	11/21/1998

LONGEST FUMBLE RETURN

1	71	Ryan Rupprecht	Trinity	11/28/1998
---	----	----------------	---------	------------

MOST BLOCKED KICKS

1	1	Nate Harvey	Western Maryland	11/22/1997
	1	Tom Grace	Trinity	11/29/1997
	1	Bob Drulis	Trinity	11/29/1997
	1	Zach Latsha	Washington & Jefferson	11/20/1999



Craig Needhammer rushed for more than 100 yards in both the Warriors' wins over No. 24 Widener and No. 16 Delaware Valley in 2013.



ALL-TIME VS. RANKED OPPONENTS

In response to overwhelming support by NCAA Division III coaches, the American Football Coaches Association began publishing a Division III Top 25 Coaches' Poll in 1999.

Prior to 1999, there were no coaches' polls for any NCAA divisions other than Football Bowl Subdivision. The NCAA had published a regional poll for Division III prior to 1999, but discontinued the poll because of changes in the selection process for the Division III playoffs that took effect in 1999. D3football.com began its weekly poll during the 2003 season.

Below are the scores for Lycoming's games against nationally-ranked opponents since the start of the AFCA poll in 1999.

Date	Oponent	Score	Att.	Location
p 11/20/99	#24 WASHINGTON & JEFFERSON	L 7-14	2400	Williamsport, Pa.
* 9/29/01	#5 WIDENER	L 0-35	4354	Williamsport, Pa.
* 10/5/02	at #6 Widener	L 14-20	4000	Chester, Pa.
p 11/29/03	#16 EAST TEXAS BAPTIST	W 13-7 OT	1874	Williamsport, Pa.
p 12/7/03	#10 BRIDGEWATER	L 9-13	1213	Williamsport, Pa.
10/2/04	at #16 Ithaca	L 7-49	2951	Ithaca, N.Y.
* 10/16/04	at #19 Delaware Valley	L 19-26	3400	Doylestown, Pa.
* 9/24/05	#10 DELAWARE VALLEY	L 13-31	3112	Williamsport, Pa.
10/15/05	#8 ITHACA	W 33-30 OT	2100	Williamsport, Pa.
* 9/23/2006	at #20 Delaware Valley	L 16-17	2700	Doylestown, Pa.
* 10/7/2006	at #16 Wilkes	L 7-37	2500	Edwardsville, Pa.
9/6/2008	at #18 Ithaca	L 16-17	0	Ithaca, N.Y.
* 10/25/2008	#22 DELAWARE VALLEY	W 10-7	1123	Williamsport, Pa.
p 11/22/2008	at #23 Hobart	L 15-33	764	Geneva, N.Y.
* 10/24/2009	#24 DELAWARE VALLEY	L 7-21	517	Williamsport, Pa.
9/25/2010	#13 ITHACA	W 26-24	1781	Williamsport, Pa.
* 10/23/2010	at #9 Delaware Valley	L 0-36	3000	Doylestown, PA
9/3/2011	#22 ROWAN	W 8-6	2001	Williamsport, Pa.
* 11/5/2011	#9 DELAWARE VALLEY	L 21-28	2986	Williamsport, Pa.
* 9/8/2012	at #22 Delaware Valley	W 24-14	2300	Doylestown, Pa.
* 10/20/2012	#14 WIDENER	L 23-28	4235	Williamsport, Pa.
* 9/28/2013	at #24 Widener	W 16-14	2135	Chester, Pa.
* 10/5/2013	#16 DELAWARE VALLEY	W 19-16	3245	Williamsport, Pa.

**8-15 Overall
0-1 vs. Top 5
1-4 vs. Top 10**



The 1996 Warriors line up against Susquehanna during a 27-14 win, the school's first Stagg Hat Trophy victory.



ALL-TIME STAGG HAT TROPHY GAMES

STAGG HAT TROPHY GAME RECORDS

Dusted off from Susquehanna's trophy case in 1993, Lycoming College and Susquehanna University have engaged in a football game for the Stagg Hat Trophy ever since.

The trophy is an actual fedora worn by the legendary Amos Alonzo Stagg Sr. while he coached at Susquehanna. The hat was given by the elder Stagg to 1954 SU graduate and former assistant coach Rich Young, who donated it to the Sunbury (Pa.) Kiwanis Club to be bronzed and made into a trophy.

From 1960 to 1978, the Kiwanis Charities Festival was the Crusaders' first home game, and the winner took possession of the Stagg Hat Trophy for one year. After the Kiwanis game was discontinued, the "Old Hat" was returned to the trophy case at Susquehanna, where it remained until the Crusaders and Warriors began playing for it on an annual basis in 1993.

Below are the scores for Old Hat Trophy Games since 1993.

Table with 5 columns: Date, Location, Win, Score, Att. Lists game results from 1993 to 2009.

Lycoming leads, 12-5

RUSHING

- Most carries42, Josh Kleinfelter, Lycoming, 9/20/2008
Most net yards rushing.....229, Josh Kleinfelter, Lycoming, 9/20/2008
Most rushing TDs scored3, Glenn Smith, Lycoming, 11/11/2006
3, Josh Kleinfelter, Lycoming, 9/20/2008
3, Jon Neve, Lycoming, 9/21/2002
3, Phil Mann, Lycoming, 11/13/2004
3, Tim Deasey, Lycoming, 9/15/2001
Longest rush from scrimmage.....61, Brian Thompson, 11/1/1997

PASSING

- Most passes attempted.....39, Craig Ulrich, Susquehanna, 11/15/2003
Most passes completed21, Jason Marraccini, Lycoming, 10/31/1998
Most passing yards385, Jason Marraccini, Lycoming, 10/31/1998
Most touchdown passes.....4, Jason Marraccini, Lycoming, 10/31/1998
Longest pass completion/reception82, Jason Marraccini - Jake Maskerines, Lycoming, 10/31/1998

RECEIVING

- Most passes caught.....13, Tim Dumas, Lycoming, 10/31/1998
Most yards receiving177, Tim Dumas, Lycoming, 10/31/1998
Most TD receptions.....2, Chris Dauber, Lycoming, 9/15/2001
2, Jake Maskerines, Lycoming, 10/31/1998
2, Tim Dumas, Lycoming, 11/1/1997

SCORING

- Most points scored18, five tied
Most touchdowns scored.....3, five tied

KICKING

- Most extra points made by kicking ...6, Dave Christensen, Lycoming, 9/21/2002
Most points scored by kicking.....12, John Shaffer, Lycoming, 11/6/1999
Most field goals made3, John Shaffer, Lycoming, 11/6/1999
Longest field goal made42, Chris Schrader, Lycoming, 11/15/2003
Most punts.....9, two tied
Longest punt.....79, Tom Ralicke, Lycoming, 11/2/1996

SPECIAL TEAMS

- Most punt returns6, Ben Gibboney, Susquehanna, 11/12/2005
Longest punt return50, Matt Murdock, Lycoming, 11/13/2004
Longest kick return.....94, Chris LoScalzo, Susquehanna, 9/10/1994

DEFENSE

- Most interceptions.....3, Fred Bordley, Lycoming, 9/15/2007
3, Jeremy Zeisloft, Susquehanna, 11/2/1996
Longest interception return47, Sunday Gonzalez, Susquehanna, 11/1/1997
Most tackles.....13, six tied
Most quarterback sacks3.0, Sean McGinley, Lycoming, 11/15/2003
3.0, Mark Seagreaves, Lycoming, 11/4/2000
Most tackles for loss4.0, Sean McGinley, Lycoming, 11/15/2003
4.0, Mark Seagreaves, Lycoming, 11/4/2000
4.0, Jesse Gambone, Lycoming, 10/31/1998
Most fumbles forced1, multiple times
Most fumbles recovered1, multiple times
Longest fumble return36, Ryan Rupprecht, Lycoming, 9/15/2001
Most blocked kicks1, six tied
Defensive 2-Point Conversion.....1, Matt Henrich, Lycoming, 9/15/2001



Burt Richardson ran for a 90-yard touchdown against McDaniel during Dad's Day in 1959.



ALL-TIME FAMILY WEEKEND GAMES

Originally started as Dad's Day in 1956 by football coach David Busey, the event started a tradition that has lasted more than 50 years. By 1958, Parents' Day was a campus-wide event, held typically during late October or early November, near the last home game of the season for the football team. By 1962, Parents' Weekend had become a tradition and the event lasted as a late-season event until 1997, when the first Family Weekend was held in late September. The event has taken place earlier in the season ever since.

Below are the scores for Family Weekend Games since the event started in 1956.

Date	Opponent	Score
10/20/1956	WILKES	W, 26-6
10/5/1957	MORAVIAN	W, 34-13
11/15/1958	GENEVA	W, 14-12
11/7/1959	* McDANIEL	L, 12-20
10/22/1960	* WILKES	W, 10-0
11/4/1961	* McDANIEL	L, 6-7
11/3/1962	* HOFSTRA	L, 6-20
10/26/1963	* JUNIATA	L, 12-21
10/31/1964	* McDANIEL	L, 14-17
10/23/1965	* JUNIATA	L, 13-17
11/6/1966	* MUHLENBERG	W, 31-20
10/21/1967	* JUNIATA	L, 6-42
10/26/1968	* SUSQUEHANNA	L, 13-17
10/11/1969	* McDANIEL	W, 22-14
10/24/1970	* SUSQUEHANNA	L, 0-21
10/16/1971	* JUNIATA	L, 0-17
10/28/1972	* SUSQUEHANNA	W, 16-12
11/3/1973	* UPSALA	W, 20-6
10/26/1974	* DELAWARE VALLEY	L, 13-19
10/25/1975	FDU-FLORHAM	W, 49-0
10/30/1976	* UPSALA	W, 17-10
10/22/1977	* FDU-FLORHAM	W, 28-0
10/28/1978	* UPSALA	W, 12-10
10/20/1979	McDANIEL	L, 7-12
10/11/1980	* DELAWARE VALLEY	L, 0-9
10/10/1981	* DELAWARE VALLEY	L, 3-12
10/16/1982	* UPSALA	W, 26-0
10/8/1983	* ALBRIGHT	W, 14-0
10/13/1984	* UPSALA	L, 10-17
10/12/1985	* ALBRIGHT	W, 43-0
10/25/1986	* MORAVIAN	W, 17-15
10/31/1987	* ALBRIGHT	W, 28-3
10/22/1988	* MORAVIAN	L, 6-17
10/28/1989	* ALBRIGHT	W, 22-8
11/3/1990	* SUSQUEHANNA	W, 23-6
11/2/1991	* ALBRIGHT	W, 43-8
11/7/1992	* SUSQUEHANNA	W, 23-19
11/6/1993	JUNIATA	W, 33-18
10/29/1994	* WILKES	L, 12-26

11/4/1995	LEBANON VALLEY	W, 13-9
11/2/1996	SUSQUEHANNA	W, 27-14
9/20/1997	* KING'S	W, 42-3
10/3/1998	* FDU-FLORHAM	W, 42-6
10/9/1999	LEBANON VALLEY	W, 41-7
10/14/2000	* WILKES	W, 21-6
9/29/2001	* WIDENER	L, 0-35
9/21/2002	* SUSQUEHANNA	W, 50-3
9/27/2003	* ALBRIGHT	W, 38-21
10/9/2004	* FDU-FLORHAM	W, 31-7
9/24/2005	* DELAWARE VALLEY	L, 13-31
9/30/2006	* FDU-FLORHAM	W, 23-14
9/29/2007	* WIDENER	L, 14-16
9/20/2008	SUSQUEHANNA	W, 28-16
9/12/2009	ROWAN	L, 7-29
10/2/2010	* KING'S (PA.)	W, 31-24
10/1/2011	* ALBRIGHT	W, 35-13
9/29/2012	* KING'S (PA.)	W, 33-10
9/21/2013	* MISERICORDIA	W, 52-14

37-21 Overall



Tyler Jenny threw for 202 yards and scored on a 23-yard scamper in Lycoming's 20-17 overtime win against Albright in 2013.



ALL-TIME HOME COMING GAMES

Homecoming's beginnings at the Seminary trace back to pretty close to the listed original Homecoming at the University of Missouri in 1911. Just 12 years later, in 1923, the team hosted Mansfield on Nov. 3, going on to win 13-7 in a hard-fought contest. Homecoming, in that origin, was held as part of the same celebration as the laying of the Gym Cornerstone. A year later, the team's homecoming game against the Wyoming Seminary coincided with the dedication of the gym and with that, the tradition was born. However, that second Homecoming met the Seminary with its only loss of the season. Mention of Homecoming disappeared for a few years after that, but it came back in 1930 and 1931 before going away again until 1939. Excluding the years for World War II and the Korean War when football was discontinued, Homecoming has been celebrated every year since.

Below are the scores for Homecoming Games since becoming Lycoming College in 1947.

Date	Opponent	Score
11/1/1947	McDANIEL J.V.	W, 31-0
10/30/1948	WILKES	L, 7-34
10/22/1949	BROCKPORT STATE	W, 6-0
10/28/1950	WILKES	L, 14-26
11/6/1954	GENEVA	L, 7-33
10/22/1955	DREXEL	L, 14-33
10/13/1956	JUNIATA	W, 13-6
11/2/1957	WIDENER	W, 14-7
10/18/1958	* JUNIATA	L, 7-27
10/31/1959	* WIDENER	L, 7-8
10/15/1960	EDINBORO	W, 12-6
10/7/1961	DELAWARE VALLEY	L, 6-7
10/13/1962	* DREXEL	L, 14-17
10/19/1963	* UPSALA	L, 9-15
10/10/1964	* DREXEL	L, 7-15
10/16/1965	* UPSALA	W, 7-6
10/8/1966	* McDANIEL	W, 27-14
10/7/1967	* McDANIEL	L, 0-20
10/5/1968	* DELAWARE VALLEY	L, 3-39
10/18/1969	* JUNIATA	L, 7-21
10/3/1970	WESTMINSTER	L, 0-28
10/9/1971	* McDANIEL	L, 7-18
10/14/1972	* DELAWARE VALLEY	L, 3-8
10/20/1973	* JUNIATA	L, 3-27
10/12/1974	TOWSON	L, 7-42
10/18/1975	* JUNIATA	W, 16-12
10/2/1976	* SUSQUEHANNA	W, 13-7
10/15/1977	* JUNIATA	W, 10-0
10/7/1978	* DELAWARE VALLEY	W, 21-7
10/13/1979	* JUNIATA	W, 21-0
10/4/1980	* SUSQUEHANNA	W, 46-3
9/26/1981	* WILKES	W, 35-0
10/2/1982	WAYNESBURG	W, 7-0
9/24/1983	* WILKES	W, 59-0

Date	Opponent	Score
9/29/1984	* WIDENER	W, 22-20
9/28/1985	* WILKES	W, 27-3
10/4/1986	* WIDENER	L, 13-14
10/10/1987	* WIDENER	L, 17-24
10/1/1988	* LEBANON VALLEY	W, 42-3
10/7/1989	* WIDENER	W, 21-0
10/13/1990	* JUNIATA	W, 31-0
10/12/1991	* WIDENER	W, 31-0
10/24/1992	* MORAVIAN	W, 27-7
10/23/1993	LEBANON VALLEY	W, 28-3
10/8/1994	MORAVIAN	L, 16-20
10/14/1995	* DELAWARE VALLEY	W, 29-0
10/5/1996	* FDU-FLORHAM	W, 32-0
10/18/1997	* DELAWARE VALLEY	W, 49-3
10/10/1998	JUNIATA	W, 39-14
9/25/1999	* KING'S	W, 41-0
10/21/2000	ALBRIGHT	W, 39-3
9/22/2001	* KING'S	W, 41-24
10/12/2002	* FDU-FLORHAM	L, 28-34 (OT)
10/18/2003	* DELAWARE VALLEY	L, 27-38
9/18/2004	* WILKES	W, 21-13
10/8/2005	* WILKES	L, 14-17
10/21/2006	* LEBANON VALLEY	L, 9-15
10/13/2007	* WILKES	W, 19-17
10/11/2008	* ALBRIGHT	W, 23-13
10/10/2009	* ALBRIGHT	L, 7-26
10/16/2010	* WIDENER	W, 31-7
10/15/2011	* WILKES	W, 40-7
10/20/2012	* #14 WIDENER	L, 23-28
10/26/2013	* ALBRIGHT	W, 20-17(OT)

37-27 Overall

GAME-BY-GAME VS. OPPONENT



vs Albright (35-17-2)

10/12/1957	at	Albright	T	0-0					
* 10/11/1958		ALBRIGHT	W	24-8					
* 10/10/1959	at	Albright	L	0-19					
* 9/22/1962	at	Albright	W	20-6					
* 9/21/1963		ALBRIGHT	W	13-7	2500				
* 10/3/1964	at	Albright	L	7-19					
* 10/2/1965		ALBRIGHT	W	19-9	2000				
* 10/2/1966	at	Albright	L	0-10	1200				
* 9/23/67		ALBRIGHT	W	20-7	2000				
* 9/21/68	at	Albright	L	0-9					
* 9/20/69		ALBRIGHT	L	7-13	2000				
* 9/19/70	at	Albright	L	0-7					
* 9/19/71		ALBRIGHT	L	3-20	3500				
* 9/23/72	at	Albright	L	0-39					
* 9/22/73		ALBRIGHT	L	6-21	2000				
* 9/21/74	at	Albright	L	0-16	2000				
* 9/20/75		ALBRIGHT	L	0-14	2500				
* 9/18/76	at	Albright	L	0-14	2500				
* 9/17/77		ALBRIGHT	L	6-16	3000				
* 9/16/78	at	Albright	W	10-0	3000				
* 9/15/79		ALBRIGHT	W	15-5	2322				
* 9/20/80		ALBRIGHT	W	45-3					
* 11/7/81	at	Albright	T	13-13	1200				
* 11/6/82		ALBRIGHT	W	21-10	300				
* 10/8/83		ALBRIGHT	W	14-0	2400				
* 10/6/84	at	Albright	W	44-0	1500				
* 10/12/85		ALBRIGHT	W	43-0	1700				
* 10/11/86	at	Albright	W	34-0	3,000				
* 10/31/87		ALBRIGHT	W	28-3	3,800				
* 10/29/89	at	Albright	W	23-0	2,200				
* 10/28/89		ALBRIGHT	W	22-8	4,100				
* 10/27/90	at	Albright	W	34-7	3500				
* 11/2/91		ALBRIGHT	W	43-8	2876				
* 10/31/1992	at	Albright	W	33-30	2500				
9/25/93		ALBRIGHT	W	34-14	2,500				
9/24/94	at	Albright	W	37-17	1250				
9/9/95	at	Albright	W	29-26	1700				
9/14/96		ALBRIGHT	W	31-24	2450				
p 11/30/96		ALBRIGHT	W	31-13	3100				
10/23/99	at	Albright	W	43-9	1326				
10/21/00		ALBRIGHT	W	39-3	4348				
* 10/20/01	at	Albright	W	21-10	4000				
* 10/26/02		ALBRIGHT	W	35-12	1783				
* 9/27/03		ALBRIGHT	W	38-21	3120				
* 9/25/04	at	Albright	L	32-49	2126				
* 11/5/05	at	Albright	W	14-13	2130				
* 11/4/2006		ALBRIGHT	L	35-42	2104				
* 10/6/2007	at	Albright	L	7-40	2381				
* 10/11/2008		ALBRIGHT	W	23-13	3219				
* 10/10/2009		ALBRIGHT	L	7-26	3125				
* 10/7/2010	at	Albright	W	50-0	3642				
* 10/1/2011		ALBRIGHT	W	35-13	1346				
* 9/22/2012	at	Albright	W	29-14	2872				
* 10/26/2013		ALBRIGHT	W	20-17 OT	3478				

Conference: 28-17-1

Home: 21-7

Away: 14-10-2

vs Allegheny (0-1)

p 12/8/90	vs	Allegheny	L	14-21	4,800				Bradenton, Fla.
-----------	----	-----------	---	-------	-------	--	--	--	-----------------

Neutral: 0-1

vs American International (1-0)

10/3/1959		AMERICAN INTERNATIONAL	W	10-0					Williamsport, Pa.
-----------	--	------------------------	---	------	--	--	--	--	-------------------

Home: 1-0

vs Army J.V. (0-1)

11/22/1947	at	Army J.V.	L	13-53					West Point, N.Y.
------------	----	-----------	---	-------	--	--	--	--	------------------

Away: 0-1

vs Bloomsburg (1-3)

11/6/1948	at	Bloomsburg	L	0-47					Bloomsburg, Pa.
11/5/1949		BLOOMSBURG	L	0-48					Williamsport, Pa.
11/12/83	at	Bloomsburg	L	10-28	1000				Bloomsburg, Pa.
11/10/84		BLOOMSBURG	W	24-14	1700				Williamsport, Pa.

Home: 1-1

Away: 0-2

vs Bridgeport (2-0)

9/27/1958	at	Bridgeport	W	20-12					Bridgeport, Conn.
9/26/1959		BRIDGEPORT	W	30-6					Williamsport, Pa.

Home: 1-0

Away: 1-0

vs Bridgewater (1-2)

p 12/7/03		BRIDGEWATER	L	9-13	1213				Williamsport, Pa.
9/27/2008		BRIDGEWATER (VA.)	W	34-17	1100				Williamsport, Pa.
9/26/2009	at	Bridgewater	L	29-32	467				Bridgewater, Va.

Home: 1-1

Away: 0-1

vs Brockport (1-3)

10/9/1948	at	Brockport	L	6-12					Brockport, N.Y.
10/22/1949		BROCKPORT	W	6-0					Williamsport, Pa.
9/1/2012		BROCKPORT	L	2-24	1645				Williamsport, Pa.
9/7/2013	vs	Brockport	L	2-30	3000				Rochester, N.Y.

Home: 1-1

Away: 0-1

Neutral: 0-1

vs Bucknell Freshman (0-0-1)

10/11/1947		BUCKNELL FRESHMAN	T	19-19					Williamsport, Pa.
------------	--	-------------------	---	-------	--	--	--	--	-------------------

Home: 0-0-1

vs C.W. Post (1-1)

10/20/1962	at	C.W. Post	W	32-14					Brookville, N.Y.
9/19/1964		C.W. POST	L	8-35	2000				Williamsport, Pa.

Home: 0-1

Away: 1-0

vs Carnegie Mellon (1-0)

p 11/17/90		CARNEGIE MELLON	W	17-7					Williamsport, Pa.
------------	--	-----------------	---	------	--	--	--	--	-------------------

Home: 1-0

vs Catholic (1-0)

p 11/21/98		CATHOLIC	W	49-14	2700				Williamsport, Pa.
------------	--	----------	---	-------	------	--	--	--	-------------------

Home: 1-0

vs Delaware Valley (33-19-1)

11/19/1949	at	National Agriculture	L	7-13					Doylestown, Pa.
11/11/1950		NATIONAL AGRICULTURE	W	41-6					Williamsport, Pa.
10/7/1961		DELAWARE VALLEY	L	6-7	2500				Williamsport, Pa.
10/27/1962	at	Delaware Valley	W	26-7					Doylestown, Pa.
9/18/1965		DELAWARE VALLEY	W	6-0	1500				Williamsport, Pa.
* 9/17/1966	at	Delaware Valley	W	21-20					Doylestown, Pa.
* 11/11/67	at	Delaware Valley	L	30-48					Doylestown, Pa.
* 10/5/68		DELAWARE VALLEY	L	3-39					Williamsport, Pa.
* 10/4/69	at	Delaware Valley	L	7-20					Doylestown, Pa.
* 11/7/70		DELAWARE VALLEY	W	13-6	4500				Williamsport, Pa.
* 11/6/71	at	Delaware Valley	W	20-16					Doylestown, Pa.
* 10/14/72		DELAWARE VALLEY	L	3-8	3000				Williamsport, Pa.
* 10/13/73	at	Delaware Valley	L	7-14	3500				Doylestown, Pa.
* 10/26/74		DELAWARE VALLEY	L	13-19	3000				Williamsport, Pa.
* 10/11/75	at	Delaware Valley	W	10-6	2000				Doylestown, Pa.
* 10/9/76		DELAWARE VALLEY	W	10-6	1000				Williamsport, Pa.
* 10/8/77	at	Delaware Valley	W	16-8	2000				Doylestown, Pa.
* 10/7/78		DELAWARE VALLEY	W	21-7	3000				Williamsport, Pa.
* 10/6/79	at	Delaware Valley	W	24-9	3175				Doylestown, Pa.
* 10/11/80		DELAWARE VALLEY	L	0-9					Williamsport, Pa.
* 10/10/81		DELAWARE VALLEY	L	3-12	3000				Williamsport, Pa.
* 10/9/82	at	Delaware Valley	L	15-21	2500				Doylestown, Pa.
* 11/5/83		DELAWARE VALLEY	W	21-20	1500				Williamsport, Pa.
* 11/3/84	at	Delaware Valley	W	42-7	1500				Doylestown, Pa.
* 11/9/85		DELAWARE VALLEY	W	38-0	2200				Williamsport, Pa.
* 11/8/86	at	Delaware Valley	W	30-7	1,000				Doylestown, Pa.



GAME-BY-GAME VS. OPPONENT

* 9/26/87	at Delaware Valley	T	7-7	1800	Doylestown, Pa.	* 9/29/95	at FDU-Madison	L	17-20	2400	Madison, NJ
* 9/24/88	DELAWARE VALLEY	W	28-0	1800	Williamsport, Pa.	* 10/5/96	FDU-MADISON	W	32-0	4100	Williamsport, Pa.
* 9/23/89	at Delaware Valley	W	14-10	1000	Doylestown, Pa.	* 10/4/97	at FDU-Madison	W	35-19	2000	Madison, N.J.
* 9/22/90	DELAWARE VALLEY	W	33-21	3,000	Williamsport, Pa.	* 10/3/98	FDU-MADISON	W	42-6	2600	Williamsport, Pa.
* 9/28/91	at Delaware Valley	W	41-10	2,900	Doylestown, Pa.	* 11/13/99	at FDU-Madison	W	27-3	3200	Madison, N.J.
* 10/3/1992	DELAWARE VALLEY	W	20-9	2800	Williamsport, Pa.	* 11/11/00	FDU-MADISON	W	34-12	1732	Williamsport, Pa.
* 11/13/93	at Delaware Valley	W	31-0	1,000	Doylestown, Pa.	* 10/6/01	at FDU-Florham	W	47-0	3512	Madison, N.J.
* 11/12/94	DELAWARE VALLEY	W	16-0	1200	Williamsport, Pa.	* 10/12/02	FDU-FLORHAM	L	28-34	2689	Williamsport, Pa.
* 10/14/95	DELAWARE VALLEY	W	29-0	3700	Williamsport, Pa.	* 10/11/03	FDU-FLORHAM	W	24-7	2103	Williamsport, Pa.
* 10/19/96	at Delaware Valley	W	37-0	700	Doylestown, Pa.	* 10/9/04	FDU-FLORHAM	W	31-7	2253	Williamsport, Pa.
* 10/18/97	DELAWARE VALLEY	W	49-3	2700	Williamsport, Pa.	* 10/1/05	at FDU-Florham	L	14-49	4511	Madison, N.J.
* 10/17/98	at Delaware Valley	W	50-0	2750	Doylestown, Pa.	* 9/30/2006	FDU-FLORHAM	W	23-14	1961	Williamsport, Pa.
* 10/30/99	DELAWARE VALLEY	W	34-0	2140	Williamsport, Pa.	* 10/27/2007	FDU-FLORHAM	W	26-14	1108	Williamsport, Pa.
* 10/28/00	at Delaware Valley	W	24-7	2000	Doylestown, Pa.	* 11/1/2008	at FDU-Florham	W	48-28	1198	Madison, N.J.
* 11/3/01	DELAWARE VALLEY	W	51-12	2904	Williamsport, Pa.	* 11/14/2009	FDU-FLORHAM	W	28-21	1400	Williamsport, Pa.
* 9/7/02	at Delaware Valley	W	54-0	2700	Doylestown, Pa.	* 11/13/2010	at FDU-Florham	W	17-10	1011	Madison, N.J.
* 10/18/03	DELAWARE VALLEY	L	27-38	3287	Williamsport, Pa.	* 11/12/2011	FDU-FLORHAM	W	54-7	1894	Williamsport, Pa.
* 10/16/04	at Delaware Valley	L	19-26	3400	Doylestown, Pa.	* 10/6/2012	at FDU-Florham	W	42-7	3682	Madison, N.J.
* 9/24/05	DELAWARE VALLEY	L	13-31	3112	Williamsport, Pa.	* 11/9/2013	FDU-FLORHAM	W	55-12	1345	Williamsport, Pa.
* 9/23/2006	at Delaware Valley	L	16-17	2700	Doylestown, Pa.	Conference: 20-5					
* 10/20/2007	at Delaware Valley	L	0-31	1500	Doylestown, Pa.	Home: 13-2					
* 10/25/2008	DELAWARE VALLEY	W	10-7	1123	Williamsport, Pa.	Away: 10-3					
* 10/24/2009	#24 DELAWARE VALLEY	L	7-21	517	Williamsport, Pa.	vs Ferrum (0-1)					
* 10/23/2010	at #9 Delaware Valley	L	0-36	3000	Doylestown, PA	p 11/25/89	FERRUM	L	24-49	3,000	Williamsport, Pa.
* 11/5/2011	#9 DELAWARE VALLEY	L	21-28	2986	Williamsport, Pa.	Home: 0-1					
* 9/8/2012	at Delaware Valley	W	24-14	2300	Doylestown, Pa.	vs Franklin & Marshall (2-0)					
* 10/5/2013	#16 DELAWARE VALLEY	W	19-16	3245	Williamsport, Pa.	* 10/30/1966	at Franklin & Marshall	W	17-0		Lancaster, Pa.
Conference: 30-17-1						* 10/28/67	FRANKLIN & MARSHALL	W	12-7	2100	Williamsport, Pa.
Home: 17-10						Overall: 2-0					
Away: 16-9-1						Conference: 2-0					
vs Dickinson (8-1)						Home: 1-0					
11/3/1956	at Dickinson	W	13-0		Carlisle, Pa.	Away: 1-0					
9/28/1957	DICKINSON	W	40-6		Williamsport, Pa.	vs Frostburg St. (1-0)					
9/10/77	at Dickinson	L	3-7	2000	Carlisle, Pa.	9/12/1992	at Frostburg St.	W	13-6	3,500	Frostburg, Md.
11/4/78	DICKINSON	W	20-7	2000	Williamsport, Pa.	Away: 1-0					
11/10/79	at Dickinson	W	52-0	300	Carlisle, Pa.	vs Geneva (4-6)					
11/15/80	DICKINSON	W	45-37		Williamsport, Pa.	11/6/1954	GENEVA	L	7-33		Williamsport, Pa.
10/24/81	at Dickinson	W	36-0	2200	Carlisle, Pa.	11/5/1955	at Geneva	L	0-6		Beaver Falls, Pa.
10/23/82	DICKINSON	W	35-0	700	Williamsport, Pa.	11/17/1956	GENEVA	W	33-19		Williamsport, Pa.
p 11/18/89	at Dickinson	W	21-0	3,500	Carlisle, Pa.	11/16/1957	at Geneva	W	21-19		Beaver Falls, Pa.
Home: 4-0						11/15/1958	GENEVA	W	14-12		Williamsport, Pa.
Away: 4-1						11/14/1959	at Geneva	L	0-26		Beaver Falls, Pa.
vs Drexel (0-5-1)						11/12/1960	GENEVA	W	26-15	1000	Williamsport, Pa.
10/23/1954	at Drexel	L	0-41		Philadelphia, Pa.	11/11/1961	at Geneva	L	7-26		Beaver Falls, Pa.
10/22/1955	DREXEL	L	14-33		Williamsport, Pa.	10/7/72	GENEVA	L	3-27	3000	Williamsport, Pa.
* 10/14/1961	at Drexel	T	6-6		Philadelphia, Pa.	10/6/73	at Geneva	L	10-34	3000	Beaver Falls, Pa.
* 10/13/1962	DREXEL	L	14-17	3200	Williamsport, Pa.	Home: 3-2					
* 10/12/1963	at Drexel	L	17-22		Philadelphia, Pa.	Away: 1-4					
* 10/10/1964	DREXEL	L	7-15	2000	Williamsport, Pa.	vs Gettysburg (0-1)					
Conference: 0-3-1						p 11/23/85	GETTYSBURG	L	10-14		Williamsport, Pa.
Home: 0-3						Home: 0-1					
Away: 0-2-1						vs Grove City (0-2)					
vs East Texas Baptist (1-0)						9/25/1965	at Grove City	L	12-16		Grove City, Pa.
p 11/29/03	EAST TEXAS BAPTIST	W	13-7	OT 1874	Williamsport, Pa.	9/25/1966	GROVE CITY	L	8-27		Williamsport, Pa.
Home: 1-0						Home: 0-1					
vs Edinboro (1-1)						Away: 0-1					
10/15/1960	EDINBORO	W	12-6	1500	Williamsport, Pa.,	vs Hartwick (2-0)					
10/28/1961	at Edinboro	L	6-20		Edinboro, Pa.	10/7/95	at Hartwick	W	38-26	2300	Oneonta, NY
Home: 1-0						10/12/96	HARTWICK	W	41-14	2000	Williamsport, Pa.
Away: 0-1						Home: 1-0					
vs FDU-Florham (23-5)						Away: 1-0					
10/25/75	FDU-MADISON	W	49-0	3200	Williamsport, Pa.	vs Hobart (0-1)					
10/23/76	at FDU-Madison	W	49-0	1000	Madison, N.J.	p 11/22/2008	at Hobart	L	15-33	764	Geneva, N.Y.
10/22/77	FDU-MADISON	W	28-0	2500	Williamsport, Pa.	Away: 0-1					
* 11/3/79	FDU-MADISON	W	48-7	2031	Williamsport, Pa.	vs Hartwick (2-0)					
* 11/8/80	at FDU-Madison	W	61-0		Madison, N.J.	10/7/95	at Hartwick	W	38-26	2300	Oneonta, NY
* 11/14/81	at FDU-Florham	W	40-14	500	FDU-Florham	10/12/96	HARTWICK	W	41-14	2000	Williamsport, Pa.
* 11/13/82	at FDU-Madison	W	47-0	300	Madison, N.J.	Home: 1-0					
* 9/18/93	FDU-MADISON	L	20-21	2,350	Williamsport, Pa.	Away: 1-0					
* 9/16/94	at FDU-Madison	L	0-21	3179	Madison, NJ	vs Hobart (0-1)					

GAME-BY-GAME VS. OPPONENT



vs Hofstra (1-2)

* 9/30/1961	HOFSTRA	L	7-20	1000	Williamsport, Pa.
* 11/3/1962	HOFSTRA	L	6-20		Williamsport, Pa.
p 12/1/90	at Hofstra	W	20-10	6,347	Hempstead, N.Y.

Conference: 0-2

Home: 0-2

Away: 1-0

vs Ithaca (2-4)

10/2/1948	ITHACA	L	0-25		Williamsport, Pa.
10/2/04	at Ithaca	L	7-49	2951	Ithaca, N.Y.
10/15/05	ITHACA	W	33-30	OT 2100	Williamsport, Pa.
9/1/2007	ITHACA	L	6-31	2552	Williamsport, Pa.
9/6/2008	at Ithaca	L	16-17	0	Ithaca, N.Y.
9/25/2010	#13 ITHACA	W	26-24	1781	Williamsport, Pa.

Home: 2-2

Away: 0-2

vs Juniata (28-19-1)

10/28/1950	at Juniata	L	0-33		Huntingdon, Pa.
10/16/1954	JUNIATA	L	0-30		Williamsport, Pa.
10/15/1955	at Juniata	L	13-14		Huntingdon, Pa.
10/13/1956	JUNIATA	W	13-6		Williamsport, Pa.
* 10/18/1958	JUNIATA	L	7-27		Williamsport, Pa.
* 10/17/1959	at Juniata	L	8-34		Huntingdon, Pa.
* 10/26/1963	JUNIATA	L	12-21	2800	Williamsport, Pa.
* 10/24/1964	at Juniata	L	6-11		Huntingdon, Pa.
* 10/23/1965	JUNIATA	L	13-17	3000	Williamsport, Pa.
* 10/23/1966	at Juniata	L	16-47	4200	Huntingdon, Pa.
* 10/21/67	JUNIATA	L	6-42	2500	Williamsport, Pa.
* 10/19/68	at Juniata	L	7-25		Huntingdon, Pa.
* 10/18/69	JUNIATA	L	7-21	5500	Williamsport, Pa.
* 10/17/70	at Juniata	W	29-14		Huntingdon, Pa.
* 10/17/71	JUNIATA	L	0-17	3100	Williamsport, Pa.
* 10/21/72	at Juniata	L	0-7		Huntingdon, Pa.
* 10/20/73	JUNIATA	L	3-27	3500	Williamsport, Pa.
* 10/5/74	JUNIATA	L	0-26	1500	Williamsport, Pa.
* 10/18/75	JUNIATA	W	16-12	3000	Williamsport, Pa.
* 10/16/76	at Juniata	W	16-12	2500	Huntingdon, Pa.
* 10/15/77	JUNIATA	W	10-0	3000	Williamsport, Pa.
* 10/14/78	at Juniata	L	7-24	4000	Huntingdon, Pa.
* 10/13/79	JUNIATA	W	21-0	3367	Williamsport, Pa.
* 10/18/80	at Juniata	W	28-7		Huntingdon, Pa.
* 10/31/81	JUNIATA	W	11-10	1500	Williamsport, Pa.
* 10/30/82	at Juniata	W	25-12	2000	Huntingdon, Pa.
* 10/29/83	JUNIATA	W	20-7	1600	Williamsport, Pa.
* 10/27/84	at Juniata	W	29-28	2900	Huntingdon, Pa.
* 11/2/85	JUNIATA	W	39-27	2000	Williamsport, Pa.
* 11/1/86	at Juniata	W	63-27	3,600	Huntingdon, Pa.
* 10/17/87	at Juniata	L	7-10	1,175	Huntingdon, Pa.
* 10/15/89	JUNIATA	W	20-10	1,300	Williamsport, Pa.
* 10/14/89	at Juniata	W	46-0	1,975	Huntingdon, Pa.
* 10/13/90	JUNIATA	W	31-0	5200	Williamsport, Pa.
* 10/19/91	at Juniata	W	28-7	1,700	Huntingdon, Pa.
* 10/17/1992	JUNIATA	T	14-14	3,500	Williamsport, Pa.
11/6/93	JUNIATA	W	33-18	2703	Williamsport, Pa.
11/5/94	at Juniata	W	15-7	1000	Huntingdon, Pa.
10/11/97	at Juniata	W	20-16	1300	Huntingdon, Pa.
10/10/98	JUNIATA	W	39-14	3840	Williamsport, Pa.
9/11/99	at Juniata	W	19-13	3125	Huntingdon, Pa.
9/9/00	JUNIATA	W	21-7	2800	Williamsport, Pa.
* 11/10/01	at Juniata	W	42-14	1100	Huntingdon, Pa.
* 11/16/02	JUNIATA	W	55-24	1189	Williamsport, Pa.
* 11/1/03	at Juniata	W	28-14	2300	Huntingdon, Pa.
* 10/30/04	JUNIATA	L	7-14	1306	Williamsport, Pa.
* 9/10/2005	JUNIATA	W	35-0	2740	Williamsport, Pa.
* 9/9/2006	at Juniata	W	20-15	2300	Huntingdon, Pa.

Conference: 21-16-1

Home: 14-10-1

Away: 14-9

vs Kean (4-0)

9/10/88	at Kean	W	20-6	2,500	Union, N.J.
9/9/89	KEAN	W	16-0	1500	Williamsport, Pa.
9/8/90	at Kean	W	30-20	2500	Union, N.J.
9/14/91	KEAN	W	37-0	1,300	Williamsport, Pa.

Home: 2-0

Away: 2-0

vs Keystone (1-0)

10/4/1947	at Keystone	W	12-6		La Plume, Pa.
-----------	-------------	---	------	--	---------------

Away: 1-0

vs King's (Pa.) (16-6-1)

10/18/1947	KING'S (PA.)	T	7-7		Williamsport, Pa.
10/16/1948	at King's (Pa.)	L	7-12		Wilkes-Barre, Pa.
10/15/1949	KING'S (PA.)	L	0-6		Williamsport, Pa.
10/7/1950	at King's (Pa.)	L	0-31		Wilkes-Barre, Pa.
* 10/2/93	at King's (Pa.)	W	41-21	4000	Wilkes-Barre, Pa.
* 10/1/94	KING'S (PA.)	W	35-0	1100	Williamsport, Pa.
* 9/16/95	KING'S (PA.)	W	48-0	2200	Williamsport, Pa.
* 9/21/96	at Kings (Pa.)	W	51-18	2562	Wilkes-Barre, Pa.
* 9/20/97	KING'S (PA.)	W	42-3	3200	Williamsport, Pa.
* 9/19/98	KINGS (PA.)	W	28-13	2400	Wilkes-Barre, Pa.
* 9/25/99	KING'S (PA.)	W	41-0	4325	Williamsport, Pa.
* 9/23/00	at King's (Pa.)	W	41-24	2700	Wilkes-Barre, Pa.
* 9/22/01	KING'S (PA.)	W	20-14	4200	Williamsport, Pa.
* 9/28/02	at King's (Pa.)	W	24-10	3000	Wilkes-Barre, Pa.
* 9/3/03	KING'S (PA.)	W	31-21	1868	Williamsport, Pa.
* 9/11/04	at King's (Pa.)	L	28-31	2800	Wilkes-Barre, Pa.
* 11/3/2007	KING'S (PA.)	W	24-6	2126	Williamsport, Pa.
* 11/8/2008	at King's (Pa.)	L	7-24	3352	Wilkes-Barre, Pa.
* 10/3/2009	at King's (Pa.)	W	24-21	3315	Wilkes-Barre, Pa.
* 10/2/2010	KING'S (PA.)	W	31-24	1124	Williamsport, Pa.
* 10/8/2011	at King's (Pa.)	W	42-10	1500	Wilkes-Barre, Pa.
* 9/29/2012	KING'S (PA.)	W	33-10	2543	Williamsport, Pa.
* 11/2/2013	at King's (Pa.)	L	24-28	2876	Wilkes-Barre, Pa.

Conference: 16-3

Home: 10-1-1

Away: 6-5

vs Lebanon Valley (24-5)

11/19/1955	LEBANON VALLEY	W	25-7		Williamsport, Pa.
10/6/1956	at Lebanon Valley	W	19-0		Annville, Pa.
* 11/16/85	at Lebanon Valley	W	59-0	100	Annville, Pa.
* 11/15/86	LEBANON VALLEY	W	30-13	750	Williamsport, Pa.
* 10/3/87	at Lebanon Valley	W	7-6	2400	Annville, Pa.
* 10/1/88	LEBANON VALLEY	W	42-3	2400	Williamsport, Pa.
* 9/30/89	at Lebanon Valley	W	28-3	4600	Annville, Pa.
* 9/29/90	LEBANON VALLEY	W	17-0	3,000	Williamsport, Pa.
* 9/21/91	LEBANON VALLEY	W	30-20	3,208	Williamsport, Pa.
* 9/19/1992	at Lebanon Valley	W	35-17	4500	Annville, Pa.
10/23/93	LEBANON VALLEY	W	28-3	5,112	Williamsport, Pa.
10/22/94	at Lebanon Valley	W	14-12	3500	Annville, Pa.
11/4/95	LEBANON VALLEY	W	13-9	1800	Williamsport, Pa.
11/9/96	at Lebanon Valley	W	35-7	750	Annville, Pa.
11/8/97	LEBANON VALLEY	W	26-7	760	Williamsport, Pa.
11/7/98	at Lebanon Valley	W	47-14	1800	Lebanon Valley
10/9/99	LEBANON VALLEY	W	41-7	3120	Williamsport, Pa.
10/7/00	at Lebanon Valley	W	42-20	1500	Annville, Pa.
* 9/8/01	LEBANON VALLEY	W	40-0	3450	Williamsport, Pa.
* 9/14/02	at Lebanon Valley	W	24-6	2600	Annville, Pa.
* 10/22/05	at Lebanon Valley	W	7-6	650	Annville, Pa.
* 10/21/2006	LEBANON VALLEY	L	9-15	2562	Williamsport, Pa.
* 11/10/2007	at Lebanon Valley	L	14-28	2018	Annville, Pa.
* 11/15/2008	LEBANON VALLEY	W	23-15	1737	Williamsport, Pa.
* 11/7/2009	at Lebanon Valley	L	21-31	2750	Annville, Pa.
* 11/6/2010	LEBANON VALLEY	L	14-28	1145	Williamsport, Pa.
* 10/29/2011	at Lebanon Valley	W	10-7	250	Annville, Pa.
* 9/15/2012	LEBANON VALLEY	W	21-13	1895	Williamsport, Pa.
* 10/12/2013	at Lebanon Valley	L	7-14	3500	Annville, Pa.

Conference: 14-5

Home: 12-2

Away: 12-3



GAME-BY-GAME VS. OPPONENT

vs Lincoln (Pa.) (1-1)

10/9/1954	at Lincoln (Pa.)	L	0-27		Lincoln Univ., Pa.
10/8/1955	LINCOLN (PA.)	W	18-6		S. Williamsport, Pa.

Home: 1-0

Away: 0-1

vs Lock Haven (10-5-1)

11/13/1954	LOCK HAVEN	L	6-20		Williamsport, Pa.
11/12/1955	at Lock Haven	T	19-19		Lock Haven, Pa.
11/10/1956	LOCK HAVEN	L	0-7		S. Williamsport, Pa.
11/2/1957	at Lock Haven	L	7-21		Lock Haven, Pa.
9/14/74	LOCK HAVEN	W	10-6	12000	Williamsport, Pa.
9/13/75	at Lock Haven	W	23-0	3000	Lock Haven, Pa.
9/11/76	LOCK HAVEN	W	23-0	2500	Williamsport, Pa.
9/9/78	at Lock Haven	W	24-14	3500	Lock Haven, Pa.
9/8/79	LOCK HAVEN	W	15-12	2587	Williamsport, Pa.
9/13/80	at Lock Haven	W	15-7		Lock Haven, Pa.
9/12/81	LOCK HAVEN	L	0-7	2500	Williamsport, Pa.
9/11/82	at Lock Haven	L	7-14	5000	Lock Haven, Pa.
9/10/83	LOCK HAVEN	W	14-0	3500	Williamsport, Pa.
9/8/84	at Lock Haven	W	17-14	3000	Lock Haven, Pa.
9/14/1985	LOCK HAVEN	W	29-8	3000	Williamsport, Pa.
9/13/86	at Lock Haven	W	24-21	4,000	Lock Haven, Pa.

Home: 5-3

Away: 5-2-1

vs Lock Haven J.V. (0-0-1)

9/27/1947	LOCK HAVEN J.V.	T	12-12		Williamsport, Pa.
-----------	-----------------	---	-------	--	-------------------

Home: 0-0-1

vs Mansfield (1-1)

10/14/1950	at Mansfield	L	0-40		Mansfield, Pa.
9/2/89	MANSFIELD	W	27-0	3500	Williamsport, Pa.

Home: 1-0

Away: 0-1

vs McDaniel (10-13)

* 11/8/1958	at Western Maryland	W	27-26		Westminster, Md.
* 11/7/1959	WESTERN MARYLAND	L	12-20		Williamsport, Pa.,
* 11/5/1960	at Western Maryland	L	7-20		Westminster, Md.
* 11/4/1961	WESTERN MARYLAND	L	6-7	1200	Williamsport, Pa.
* 11/2/1963	at Western Maryland	L	6-18		Westminster, Md.
* 10/31/1964	WESTERN MARYLAND	L	14-17	2000	Williamsport, Pa.
* 10/9/1965	at Western Maryland	L	13-19	2500	Westminster, Md.
* 10/8/1966	WESTERN MARYLAND	W	27-14	5000	Williamsport, Pa.
* 10/7/67	WESTERN MARYLAND	L	0-20	2500	Williamsport, Pa.
* 10/12/68	at Western Maryland	L	29-37		Westminster, Md.
* 10/11/69	WESTERN MARYLAND	W	22-14		Williamsport, Pa.
* 10/10/70	at Western Maryland	L	20-27		Westminster, Md.
* 10/10/71	WESTERN MARYLAND	L	7-18	3200	Williamsport, Pa.
* 11/11/72	WESTERN MARYLAND	W	31-0	3500	Williamsport, Pa.
* 11/10/73	at Western Maryland	L	0-20	1500	Westminster, Md.
* 11/9/74	at Western Maryland	W	28-14	1500	Westminster, Md.
11/8/75	WESTERN MARYLAND	W	28-14	7200	Williamsport, Pa.
11/6/76	at Western Maryland	W	28-13	3000	Westminster, Md.
11/5/77	WESTERN MARYLAND	W	27-7	1500	Williamsport, Pa.
10/21/78	at Western Maryland	L	7-23	1000	Westminster, Md.
10/20/79	WESTERN MARYLAND	L	7-12	3750	Williamsport, Pa.
10/25/80	at Western Maryland	W	10-7		Westminster, Md.
p 11/22/97	WESTERN MARYLAND	W	27-13	2600	Williamsport, Pa.

Overall: 10-13

Conference: 5-11

Home: 6-6

Away: 4-7

vs McDaniel J.V. (1-1)

11/1/1947	WESTERN MARYLAND J.V.	W	31-0		Williamsport, Pa.
11/13/1948	WESTERN MARYLAND J.V.	L	6-14		Williamsport, Pa.

Home: 1-1

vs Misericordia (2-0)

* 11/10/2012	at Misericordia	W	38-0	750	Dallas, Pa.
* 9/21/2013	MISERICORDIA	W	52-14	2107	Williamsport, Pa.

Conference: 2-0

Away: 1-0

Home: 1-0

vs Moravian (13-7)

9/29/1956	at Moravian	L	6-20		Bethlehem, Pa.
10/5/1957	MORAVIAN	W	34-13		Williamsport, Pa.
* 10/22/83	at Moravian	L	7-10	3000	Bethlehem, Pa.
* 10/20/84	MORAVIAN	W	38-20	1000	Williamsport, Pa.
* 10/26/85	at Moravian	W	17-15	2200	Bethlehem, Pa.
* 10/25/86	MORAVIAN	W	17-15	2,500	Williamsport, Pa.
* 10/24/87	at Moravian	W	30-3	4200	Bethlehem, Pa.
* 10/22/88	MORAVIAN	L	6-17	700	Williamsport, Pa.
* 10/21/89	at Moravian	W	30-20	4,900	Bethlehem, Pa.
* 10/20/90	MORAVIAN	W	38-7	1,800	Williamsport, Pa.
* 10/21/91	at Moravian	W	21-3	5,000	Bethlehem, Pa.
* 10/24/1992	MORAVIAN	W	27-7	5,000	Williamsport, Pa.
10/9/93	at Moravian	L	14-17	3500	Bethlehem, Pa.
10/8/94	MORAVIAN	L	16-20	3800	Williamsport, Pa.
9/13/97	at Moravian	W	17-14	2719	Bethlehem, Pa.
9/12/98	MORAVIAN	W	36-0	3270	Williamsport, Pa.
* 10/25/03	at Moravian	W	26-14	3599	Bethlehem, Pa.
* 10/23/04	MORAVIAN	L	14-35	1751	Williamsport, Pa.
* 10/29/05	MORAVIAN	W	17-13	1847	Williamsport, Pa.
* 10/28/2006	at Moravian	L	3-22	1003	Bethlehem, Pa.

Conference: 10-4

Home: 7-3

Away: 6-4

vs Mount Union (0-1)

p 12/13/97	vs Mount Union	L	12-61	5777	Salem, Va.
------------	----------------	---	-------	------	------------

Neutral: 0-1

vs Muhlenberg (4-4)

10/29/1960	at Muhlenberg	L	13-34		Allentown, Pa.
* 11/9/1963	at Muhlenberg	L	0-34		Allentown, Pa.
* 11/7/1964	MUHLENBERG	W	9-0	1500	Williamsport, Pa.
* 11/6/1965	at Muhlenberg	W	56-6		Allentown, Pa.
* 11/6/1966	MUHLENBERG	W	31-20	3000	Williamsport, Pa.
* 11/4/67	at Muhlenberg	W	32-14		Allentown, Pa.
* 11/9/68	MUHLENBERG	L	13-21		Williamsport, Pa.
* 11/8/69	at Muhlenberg	L	21-27		Allentown, Pa.

Conference: 4-3

Home: 2-1

Away: 2-3

vs Quantico Marines (0-1)

10/8/1960	QUANTICO MARINES	L	0-33	3000	Williamsport, Pa.
-----------	------------------	---	------	------	-------------------

Home: 0-1

vs Randolph-Macon (1-1)

9/29/1962	RANDOLPH-MACON	W	20-7	2500	Williamsport, Pa.,
10/5/1963	at Randolph-Macon	L	7-12		Ashland, Va.

Home: 1-0

Away: 0-1

vs Rowan (2-3)

p 12/7/96	vs Rowan	L	14-33	2200	Glassboro, NJ
p 12/6/97	ROWAN	W	28-20	5000	Williamsport, Pa.
9/12/2009	ROWAN	L	7-29	1700	Williamsport, Pa.
9/4/2010	at Rowan	L	17-24	2119	Glassboro, NJ
9/3/2011	#22 ROWAN	W	8-6	2001	Williamsport, Pa.

Home: 2-1

Away: 0-1

Neutral: 0-1

vs Scranton (0-1)

* 10/1/1960	at Scranton	L	12-20		Scranton, Pa.
-------------	-------------	---	-------	--	---------------

Conference: 0-1

Away: 0-1

GAME-BY-GAME VS. OPPONENT



vs St. Lawrence (1-0)

10/4/1958 at St. Lawrence W 41-9 Canton, N.Y.

Away: 1-0

vs Stevenson (3-0)

* 10/22/2011 at Stevenson W 48-14 3500 Owings Mills, Md.
 * 11/3/2012 STEVENSON W 32-7 1124 Williamsport, Pa.
 * 11/16/2013 at Stevenson W 36-20 1325 Owings Mills, Md.

Conference: 3-0

Home: 1-0

Away: 2-0

vs Susquehanna (28-20-1)

10/8/1949 at Susquehanna L 6-34 Selingsgrove, Pa.
 9/23/1950 at Susquehanna L 0-27 Selingsgrove, Pa.
 * 9/24/1960 vs Susquehanna L 0-18 4500 Sunbury, Pa.
 * 9/23/1961 vs Susquehanna L 0-7 4400 Sunbury, Pa.
 * 10/6/1962 SUSQUEHANNA L 0-3 3200 Williamsport, Pa.
 * 10/30/1965 at Susquehanna W 27-8 4700 Selingsgrove, Pa.
 * 10/26/68 at Susquehanna L 13-17 Selingsgrove, Pa.
 * 10/25/69 at Susquehanna L 8-35 Selingsgrove, Pa.
 * 10/24/70 SUSQUEHANNA L 0-21 3500 Williamsport, Pa.
 * 10/23/71 at Susquehanna W 25-10 Selingsgrove, Pa.
 * 10/28/72 SUSQUEHANNA W 16-12 3000 Williamsport, Pa.
 * 10/27/73 at Susquehanna W 18-13 2500 Selingsgrove, Pa.
 * 11/2/74 SUSQUEHANNA L 18-30 1000 Williamsport, Pa.
 * 10/4/75 at Susquehanna W 13-7 2500 Selingsgrove, Pa.
 * 10/2/76 SUSQUEHANNA W 13-7 3000 Williamsport, Pa.
 * 10/1/77 at Susquehanna W 7-0 1000 Selingsgrove, Pa.
 * 9/30/78 SUSQUEHANNA W 21-0 2500 Williamsport, Pa.
 * 9/29/79 at Susquehanna W 30-0 4500 Selingsgrove, Pa.
 * 10/4/80 SUSQUEHANNA W 46-3 4000 Williamsport, Pa.
 * 9/19/81 at Susquehanna L 3-6 1900 Selingsgrove, Pa.
 * 9/18/82 SUSQUEHANNA W 17-6 750 Williamsport, Pa.
 * 9/17/83 SUSQUEHANNA T 3-3 2200 Williamsport, Pa.
 * 9/15/84 at Susquehanna L 7-24 2500 Selingsgrove, Pa.
 * 9/25/85 SUSQUEHANNA W 20-14 1700 Williamsport, Pa.
 * 9/20/86 at Susquehanna L 42-43 3,500 Selingsgrove, Pa.
 * 11/7/87 at Susquehanna W 7-6 1,200 Selingsgrove, Pa.
 * 11/5/88 SUSQUEHANNA L 0-23 1200 Williamsport, Pa.
 * 11/4/89 at Susquehanna L 17-24 2,650 Selingsgrove, Pa.
 * 11/3/90 SUSQUEHANNA W 23-6 6,500 Williamsport, Pa.
 * 11/9/91 at Susquehanna W 35-31 6,800 Selingsgrove, Pa.
 p 11/30/91 at Susquehanna L 24-31 6,300 Selingsgrove, Pa.
 * 11/7/1992 SUSQUEHANNA W 23-19 9,106 Williamsport, Pa.
 9/11/93 at Susquehanna L 14-17 5,000 Selingsgrove, Pa.
 9/10/94 SUSQUEHANNA L 6-17 4200 Williamsport, Pa.
 10/28/95 at Susquehanna L 14-21 4100 Selingsgrove, Pa.
 11/2/96 SUSQUEHANNA W 27-14 4600 Williamsport, Pa.
 11/1/97 at Susquehanna W 21-12 3000 Selingsgrove, Pa.
 10/31/98 SUSQUEHANNA W 46-13 3750 Williamsport, Pa.
 11/6/99 at Susquehanna W 36-7 5000 Selingsgrove, Pa.
 11/4/00 SUSQUEHANNA L 14-16 2708 Williamsport, Pa.
 * 9/15/01 at Susquehanna W 45-20 3100 Selingsgrove, Pa.
 * 9/21/02 SUSQUEHANNA W 50-3 3426 Williamsport, Pa.
 * 11/15/03 SUSQUEHANNA W 38-0 3294 Williamsport, Pa.
 * 11/13/04 at Susquehanna W 35-7 3000 Selingsgrove, Pa.
 * 11/12/05 SUSQUEHANNA W 17-10 3318 Williamsport, Pa.
 * 11/11/2006 at Susquehanna W 28-14 3700 Selingsgrove, Pa.
 9/15/2007 at Susquehanna L 13-17 2130 Selingsgrove, Pa.
 9/20/2008 SUSQUEHANNA W 28-16 3614 Williamsport, Pa.
 9/19/2009 at Susquehanna W 37-23 3003 Selingsgrove, Pa.

Conference: 22-12-1

Home: 14-6-1

Away: 14-12

Neutral: 0-2

vs Thiel (0-1)

11/4/1950 THIEL L 0-61 Williamsport, Pa.

Home: 0-1

vs Towson (0-1)

10/12/74 TOWSON L 7-42 3500 Williamsport, Pa.

Home: 0-1

vs Trinity (Texas) (1-1)

p 11/29/97 TRINITY (TEXAS) W 46-26 3100 Williamsport, Pa.
 p 11/28/98 TRINITY (TEXAS) L 21-37 2250 Williamsport, Pa.

Home: 1-1

vs Upsala (14-13-1)

* 11/10/1962 at Upsala L 6-7 East Orange, N.J.
 * 10/19/1963 UPSALA L 9-15 2800 Williamsport, Pa.
 * 10/17/1964 at Upsala L 6-12 East Orange, N.J.
 * 10/16/1965 UPSALA W 7-6 4000 Williamsport, Pa.
 * 10/16/1966 UPSALA L 12-27 3000 Williamsport, Pa.
 * 10/14/67 UPSALA L 0-27 1500 Williamsport, Pa.
 * 11/2/68 at Upsala L 8-39 East Orange, N.J.
 * 11/1/69 UPSALA L 7-8 Williamsport, Pa.
 * 10/31/70 UPSALA L 7-18 2500 Williamsport, Pa.
 * 10/30/71 at Upsala L 15-22 East Orange, N.J.
 * 11/4/72 at Upsala L 12-15 East Orange, N.J.
 * 11/3/73 UPSALA W 20-6 3500 Williamsport, Pa.
 * 10/19/74 at Upsala W 20-14 2000 East Orange, N.J.
 * 11/1/75 at Upsala L 0-7 2500 East Orange, N.J.
 * 10/30/76 UPSALA W 17-10 3000 Williamsport, Pa.
 * 10/29/77 at Upsala L 7-8 2500 East Orange, N.J.
 * 10/28/78 UPSALA W 12-10 3500 Williamsport, Pa.
 * 10/27/79 at Upsala T 6-6 3250 East Orange, N.J.
 * 11/1/80 UPSALA W 37-13 Williamsport, Pa.
 * 10/17/81 at Upsala W 22-14 1700 East Orange, N.J.
 * 10/16/82 UPSALA W 26-0 2500 Williamsport, Pa.
 * 10/15/83 at Upsala W 31-0 2000 East Orange, N.J.
 * 10/13/84 UPSALA L 10-17 2800 Williamsport, Pa.
 * 10/19/85 at Upsala W 50-0 1000 Upsala, Pa.
 * 10/18/86 UPSALA W 42-0 1,000 Williamsport, Pa.
 * 9/19/87 UPSALA W 7-0 1000 Williamsport, Pa.
 * 9/17/88 at Upsala W 34-14 850 East Orange, N.J.
 * 10/16/93 UPSALA W 20-12 2,703 Williamsport, Pa.

Conference: 13-13-1

Home: 9-6

Away: 5-7-1

vs Wagner (1-1)

* 9/30/67 at Wagner L 13-27 Staten Island, N.Y.
 * 9/28/68 WAGNER W 10-0 Williamsport, Pa.

Conference: 1-1

Home: 1-0

Away: 0-1

vs Washington & Jefferson (2-3)

p 11/24/90 at Washington & Jefferson W 24-0 Washington, Pa.
 p 11/23/91 WASH. & JEFF. W 18-16 3,200 Williamsport, Pa.
 p 11/21/1992 WASH. & JEFF. L 0-33 2,700 Williamsport, Pa.
 p 11/25/95 at Washington & Jefferson L 0-48 Washington, Pa.
 p 11/20/99 WASH. & JEFF. L 7-14 2400 Williamsport, Pa.

Home: 1-2

Away: 1-1

vs Washington (Md.) (0-1)

9/30/1950 WASHINGTON (MD.) L 0-32 Williamsport, Pa.

Home: 0-1

vs Waynesburg (1-3)

9/28/1963 WAYNESBURG L 12-30 2000 Williamsport, Pa.
 9/26/1964 at Waynesburg L 13-18 Waynesburg, Pa.
 10/3/81 at Waynesburg L 12-34 2800 Waynesburg
 10/2/82 WAYNESBURG W 7-0 2000 Williamsport, Pa.

Home: 1-1

Away: 0-2

vs Westminster (Pa.) (1-2)

10/3/70 WESTMINSTER (PA.) L 0-28 3000 Williamsport, Pa.
 10/3/71 at Westminster (Pa.) L 13-25 New Wilmington, Pa.
 9/10/2011 at Westminster (Pa.) W 41-3 1089 New Wilmington, Pa.

Home: 0-1

Away: 1-1



GAME-BY-GAME VS. OPPONENT

vs Widener (21-15)

10/30/1954	at Penn Military	L	0-21		Chester, Pa.
10/29/1955	PENN MILITARY	L	13-14		Williamsport, Pa.
10/27/1956	at Penn Military	L	13-14		Chester, Pa.
11/9/1957	PENN MILITARY	W	14-7		Williamsport, Pa.
* 11/1/1958	at Penn Military	W	13-12		Chester, Pa.
* 10/31/1959	PENN MILITARY	L	7-8		Williamsport, Pa.
* 10/1/83	at Widener	W	37-0	4200	Chester, Pa.
* 9/29/84	WIDENER	W	22-20	3000	Williamsport, Pa.
* 10/5/85	at Widener	W	18-10	6000	Chester, Pa.
* 10/4/86	WIDENER	L	13-14	2,000	Williamsport, Pa.
* 10/10/87	WIDENER	L	17-24	2200	Williamsport, Pa.
* 10/8/88	at Widener	L	5-17	6,500	Chester, Pa.
* 10/7/89	WIDENER	W	21-0	4,100	Williamsport, Pa.
* 10/6/90	at Widener	W	16-14	4,500	Chester, Pa.
* 10/12/91	WIDENER	W	31-0	3,300	Williamsport, Pa.
* 10/10/1992	at Widener University	W	28-16	6,000	Chester, Pa.
10/21/95	WIDENER	W	16-15	1100	Williamsport, Pa.
p 11/18/95	WIDENER	W	31-27	2100	Williamsport, Pa.
10/20/96	at Widener	W	37-31	3500	Chester, Pa.
10/25/97	WIDENER	W	19-17	2300	Williamsport, Pa.
10/24/98	at Widener	W	15-13	5000	Chester, Pa.
9/18/99	WIDENER	W	30-0	4230	Williamsport, Pa.
9/16/00	at Widener	L	49-50	3500	Chester, Pa.
* 9/29/01	WIDENER	L	0-35	4354	Williamsport, Pa.
* 10/5/02	at Widener	L	14-20	4000	Chester, Pa.
* 11/8/03	WIDENER	W	45-22	3800	Williamsport, Pa.
* 11/6/04	at Widener	L	0-7	2000	Chester, Pa.
* 9/17/2005	at Widener	L	7-15	2000	Chester, Pa.
* 9/16/2006	WIDENER	W	15-12	1722	Williamsport, Pa.
* 9/29/2007	WIDENER	L	14-16	2800	Williamsport, Pa.
* 10/4/2008	at Widener	W	21-17	5015	Chester, Pa.
* 10/17/2009	at Widener	W	28-16	2075	Chester, Pa.
* 10/16/2010	WIDENER	W	31-7	2786	Williamsport, Pa.
* 9/17/2011	at Widener	L	28-31	3565	Chester, Pa.
* 10/20/2012	#14 WIDENER	L	23-28	4235	Williamsport, Pa.
* 9/28/2013	#24 Widener	W	16-14	2135	Chester, Pa.

Conference: 14-11

Home: 11-7

Away: 10-8

vs Wilkes (37-17)

11/14/1947	at Wilkes	L	12-33		Wilkes-Barre, Pa.
10/30/1948	WILKES	L	7-34		S. Williamsport, Pa.
10/29/1949	at Wilkes	L	6-64		Edwardsville, Pa.
10/21/1950	WILKES	L	14-26		Williamsport, Pa.
10/20/1956	WILKES	W	26-6		Williamsport, Pa.
10/25/1957	at Wilkes	W	13-7		Edwardsville, Pa.
* 10/25/1958	WILKES	W	39-0		Williamsport, Pa.
* 10/24/1959	at Wilkes	W	12-0		Edwardsville, Pa.
* 10/22/1960	WILKES	W	10-0	600	Williamsport, Pa.
* 10/21/1961	at Wilkes	W	25-2		Edwardsville, Pa.
* 9/27/69	WILKES	L	13-34		Williamsport, Pa.
* 9/26/70	at Wilkes	W	21-19		Edwardsville, Pa.
* 9/26/71	WILKES	L	0-29	3200	Williamsport, Pa.
* 9/30/72	at Wilkes	L	0-29		Edwardsville, Pa.
* 9/29/73	WILKES	L	0-25	4000	Williamsport, Pa.
* 9/28/74	at Wilkes	L	14-20	1000	Edwardsville, Pa.
* 9/25/76	at Wilkes	W	21-15	2000	Edwardsville, Pa.
* 9/24/77	WILKES	W	7-0	1000	Williamsport, Pa.
* 9/23/78	at Wilkes	W	41-8	2000	Edwardsville, Pa.
* 9/22/79	WILKES	W	10-7	2001	Williamsport, Pa.
* 9/27/80	at Wilkes	W	40-0		Edwardsville, Pa.
* 9/26/81	WILKES	W	35-0	2500	Williamsport, Pa.
* 9/25/82	at Wilkes	W	22-10	1000	Edwardsville, Pa.
* 9/24/83	WILKES	W	59-0	2700	Williamsport, Pa.
* 9/22/84	WILKES	W	35-13	800	Williamsport, Pa.
* 9/28/85	WILKES	W	27-3	3000	Williamsport, Pa.
* 9/27/86	at Wilkes	W	14-7	1000	Edwardsville, Pa.
* 11/14/89	WILKES	W	14-10	2500	Williamsport, Pa.
* 11/12/88	at Wilkes	W	54-14	2500	Edwardsville, Pa.
* 11/11/89	WILKES	W	45-3	1,500	Williamsport, Pa.
* 11/10/90	at Wilkes	W	14-0	250	Edwardsville, Pa.
* 11/16/91	WILKES	W	34-0	2400	Williamsport, Pa.
* 11/14/1992	at Wilkes	W	33-0	1,500	Edwardsville, Pa.

* 10/30/93	at Wilkes	L	7-9	2,500	Edwardsville, Pa.
* 10/29/94	WILKES	L	20-26	1800	Williamsport, Pa.
* 11/11/95	at Wilkes	W	28-9	1400	Edwardsville, Pa.
* 11/16/96	WILKES	W	21-13	4600	Williamsport, Pa.
* 11/15/97	at Wilkes	W	26-12	750	Edwardsville, Pa.
* 11/14/98	WILKES	W	21-12	3250	Williamsport, Pa.
* 10/16/99	at Wilkes	W	20-15	3500	Edwardsville, Pa.
* 10/14/00	WILKES	W	21-6	3200	Williamsport, Pa.
* 10/27/01	at Wilkes	W	27-24	2400	Edwardsville, Pa.
* 11/2/02	WILKES	L	14-23	1432	Williamsport, Pa.
* 9/20/03	at Wilkes	W	29-13	1800	Edwardsville, Pa.
* 9/18/04	WILKES	W	21-13	2837	Williamsport, Pa.
* 10/8/05	WILKES	L	14-17	2300	Williamsport, Pa.
* 10/7/2006	at #16 Wilkes	L	7-37	2500	Edwardsville, Pa.
* 10/13/2007	WILKES	W	19-17	3116	Williamsport, Pa.
* 10/18/2008	at Wilkes	L	13-27	946	Edwardsville, Pa.
* 10/31/2009	WILKES	L	13-17	1100	Williamsport, Pa.
* 10/30/2010	at Wilkes	L	14-31	950	Edwardsville, Pa.
* 10/15/2011	WILKES	W	40-7	2765	Williamsport, Pa.
* 10/27/2012	at Wilkes	W	38-7	800	Edwardsville, Pa.
* 9/14/2013	WILKES	W	34-18	1895	Williamsport, Pa.

Conference: 35-13

Home: 19-9

Away: 18-8

vs Wyoming Seminary (1-1)

10/25/1947	at Wyoming Seminary	W	18-6		Kingston, Pa.
10/23/1948	WYOMING SEMINARY	L	6-13		Williamsport, Pa.

Home: 0-1

Away: 1-0



LYCOMING COLLEGE ALL-TIME VS. OPPONENTS

(Since becoming Lycoming College in 1988)

Opponent.....	W-L
vs Albright.....	35-17-2
vs Allegheny.....	0-1
vs American International.....	1-0
vs Army J.V.....	0-1
vs Bloomsburg.....	1-3
vs Bridgeport.....	2-0
vs Bridgewater.....	1-2
vs Brockport.....	1-3
vs Bucknell Freshman.....	0-0-1
vs C.W. Post.....	1-1
vs Carnegie Mellon.....	1-0
vs Catholic.....	1-0
vs Delaware Valley.....	33-19-1
vs Dickinson.....	8-1
vs Drexel.....	0-5-1
vs East Texas Baptist.....	1-0
vs Edinboro.....	1-1
vs FDU-Florham.....	23-5
vs Ferrum.....	0-1
vs Franklin & Marshall.....	2-0
vs Frostburg St.....	1-0
vs Geneva.....	4-6
vs Gettysburg.....	0-1
vs Grove City.....	0-2
vs Hartwick.....	2-0
vs Hobart.....	0-1
vs Hofstra.....	1-2
vs Ithaca.....	2-4
vs Juniata.....	28-19-1
vs Kean.....	4-0
vs Keystone.....	1-0
vs King's (Pa.....	15-6-1
vs Lebanon Valley.....	24-5
vs Lincoln (Pa.....	1-1
vs Lock Haven.....	10-5-1
vs Lock Haven J.V.....	0-0-1
vs Mansfield.....	1-1
vs McDaniel.....	10-13
vs McDaniel J.V.....	1-1
vs Misericordia.....	2-0
vs Moravian.....	13-7
vs Mount Union.....	0-1
vs Muhlenberg.....	4-4
vs Quantico Marines.....	0-1
vs Randolph-Macon.....	1-1
vs Rowan.....	2-3
vs Scranton.....	0-1
vs St. Lawrence.....	1-0
vs Stevenson.....	3-0
vs Susquehanna.....	28-20-1
vs Thiel.....	0-1
vs Towson.....	0-1
vs Trinity (Texas.....	1-1
vs Upsala.....	14-13-1
vs Ursinus.....	1-1
vs Wagner.....	1-1
vs Washington & Jefferson.....	2-3
vs Washington (Md.....	0-1
vs Waynesburg.....	1-3
vs Westminster (Pa.....	1-2
vs Widener.....	21-15
vs Wilkes.....	37-17
vs Wyoming Seminary.....	1-1



Defensive end Ryan Yapple was an Honorable Mention All-American honoree in 2007, garnering the honors from D3football.com.



Matt Atkinson picked up Second Team All-MAC honors in 2013 after posting 62 receptions for 800 yards during his senior campaign.



DAVID PERSON FIELD LYCOMING'S HOME FIELD SINCE 1962

As much a part of Williamsport's athletic history as any stadium in Lycoming County, David Person Field is set for its 51st season of football on the corner of Union Avenue and Packer Street.

During Lycoming's stay inside the friendly confines of Person Field, the team has won 12 conference football titles and hosted 14 NCAA playoff football games.

In 2012, Field Turf was installed as a playing surface, making the playing field a much more versatile surface and reconfirming David Person Field as one of the top Division III football complexes in the Northeast.

Lycoming College purchased eight acres of land from the Scottish Rite in 1958 for \$60,000 for use as the school's athletic complex. Officially opened in 1961 and used by the soccer and track and field teams, College Field became the home of the football team in 1962, giving the Warriors a permanent home.

The field takes its name from the Person family, who lives across the field on Lincoln Avenue. Their generosity to the College through the years was recognized in 1991 when the field was named Person Field. When their son and brother, David Person, lost his battle with cancer at the age of 38 in 1995, the family requested that the field be renamed in memory of him.

David Person was fond of a Thanksgiving Day family tradition when the Persons would gather on the football field for a lively game of touch football. On the west side of the visitors' stands, you can see a gate in the fence to which the Person family has its own key to carry on that tradition of family football games on Thanksgiving Day.

ROBERT L. SHANGRAW ATHLETIC COMPLEX

The Shangraw Athletic Complex, completed in 1998, is named in honor of Robert L. Shangraw '58, former chairman of the Lycoming College Board of Trustees.

The 17,700-square-foot indoor portion of the complex contains locker facilities for football, men's and women's lacrosse, softball, and men's and women's soccer in addition to a fully-equipped athletic training room. The press box can accommodate numerous members of the print media, three radio stations and television coverage and houses two coaches' booths and a hospitality suite for guests of the president. The bleachers can accommodate 2,000 fans. In addition, the east wing of the complex is named after former head coach Frank Girardi, while the west wing is named after alumni Dale '67 and Dallas '69 Krapf and their company, Krapf's Coaches. Dale Krapf is a trustee of the College.

YEAR-BY-YEAR AT PERSON FIELD

Year	W	L	T	Pct.	Year	W	L	T	Pct.
1962	1	3	0	.250	1988	3	2	0	.600
1963	1	3	0	.250	1989	5	1	0	.833
1964	1	3	0	.250	1990	6	0	0	1.000
1965	3	1	0	.750	1991	6	0	0	1.000
1966	2	2	0	.500	1992	3	1	1	.700
1967	1	3	0	.250	1993	4	1	0	.800
1968	1	3	0	.250	1994	2	3	0	.400
1969	1	4	0	.200	1995	5	0	0	1.000
1970	1	3	0	.250	1996	7	0	0	1.000
1971	0	4	0	.000	1997	7	0	0	1.000
1972	2	2	0	.500	1998	6	1	0	.857
1973	1	3	0	.250	1999	4	1	0	.800
1974	1	4	0	.200	2000	4	1	0	.800
1975	3	1	0	.750	2001	3	1	0	.750
1976	4	0	0	1.000	2002	3	2	0	.600
1977	4	1	0	.800	2003	6	2	0	.750
1978	4	0	0	1.000	2004	2	2	0	.500
1979	5	1	0	.833	2005	4	2	0	.667
1980	4	1	0	.800	2006	2	2	0	.500
1981	3	2	0	.600	2007	3	2	0	.600
1982	5	0	0	1.000	2008	5	0	0	1.000
1983	5	0	1	.917	2009	1	4	0	.200
1984	5	1	0	.833	2010	4	1	0	.800
1985	6	0	0	1.000	2011	4	1	0	.800
1986	3	1	0	.750	2012	3	2	0	.600
1987	3	1	0	.750	2013	5	0	0	1.000
					Total	177	79	2	.690

PERSON FIELD SUPERLATIVES

- Undefeated seasons.....11 (1976, '78, '82, '85, '90, '91, '95, '96, '97, 2008, '13)
- Longest winning streak.....26 (11/12/1994-11/21/1998)
- Longest regular-season winning streak.....26 (11/12/1994-11/4/2000)
- First game.....vs. Randolph-Macon, W, 20-7, 9/29/1962
- 100th game vs. Susquehanna, T, 3-3, 9/17/1983
- 50th win vs. Wilkes, W, 59-0, 9/24/1983
- 100th winvs. King's (Pa.), W, 48-0, 9/16/1995
- 200th game vs. Juniata, W, 55-24, 11/16/2002
- 150th winvs. Susquehanna, W, 17-10 (OT), 11/12/2005
- First overtime game vs. FDU-Florham, L, 28-34, 10/12/2002
- First overtime win..... vs. East Texas Baptist, W, 13-7, 11/29/2003
- Most points scored (combined)..... vs. Dickinson, W, 45-37 (82), 11/15/1980
- Most points scored (Lycoming).....vs. Wilkes, W, 59-0, 9/24/1983
- Most points scored (opponent)vs. Ferrum, L, 24-49, 11/25/1989

LARGEST CROWDS AT PERSON FIELD

Date	Opponent	Score	Attendance
11/7/1992	Susquehanna	W, 23-19	9,106
11/3/1990	Susquehanna	W, 23-6	6,500
10/23/1993	Lebanon Valley	W, 28-3	5,112
10/24/1992	Moravian	W, 27-7	5,000
12/6/1997	Rowan	W, 28-20	5,000
11/2/1996	Susquehanna	W, 27-14	4,600
11/16/1996	Wilkes	W, 21-13	4,600
9/29/2001	Widener	L, 0-35	4,354
10/21/2000	Albright	W, 39-3	4,348
9/25/1999	King's (Pa.)	W, 41-0	4,325



DICKINSON SEMINARY & JUNIOR COLLEGE THROUGH THE YEARS

(Since program was founded in 1895)

LEADERS

Year	Overall				Home				Away				Neutral				Coach		
	W	L	T	Pct.	PF	PA	W	L	T	Pct.	W	L	T	Pct.	W	L		T	Pct.
Dickinson Seminary (1895-1933)																			
1895	1	2	0	0.333	26	46													
1896	0	1	2	0.333	4	20													
1897	2	2	1	0.500	30	41													
1898	0	4	0	0.000	11	63													
1899	3	1	1	0.700	65	52													Forrest Craver
1900	5	3	1	0.611	125	49													T. Marshall West
1901	7	1	0	0.875	151	31	4	0	0	1.000	3	1	0	0.750					T. Marshall West
1902	6	2	0	0.750	201	40	5	1	0	0.833	1	1	0	0.500					T. Marshall West
1903	5	5	0	0.500	90	178	5	2	0	0.714	0	3	0	0.000					T. Marshall West
1904	4	4	0	0.500	117	83	4	3	0	0.571	0	1	0	0.000					Unknown
1905	6	3	0	0.667	156	37													Unknown
1906	6	2	1	0.722	229	31													E.J. Hickox
1907	4	2	1	0.643	120	45													A.W. Comfort
1908	5	3	0	0.625	209	62													Arthur Montrose Contrell
1909	5	1	1	0.786	231	47	4	0	0	1.000	1	1	1	10.500					Palmer Lloyd Cordray
1910	4	2	0	0.667	97	18													Palmer Lloyd Cordray
1911	4	3	0	0.571	120	32													Palmer Lloyd Cordray
1912	4	2	1	0.643	98	39	3	2	0	0.600	1	0	0	10.750					Palmer Lloyd Cordray
1913	3	4	0	0.429	80	130													Jackson M. Painter
1914	3	5	0	0.375	62	202													Harvey Finley
1915	1	4	2	0.286	6	85	1	2	2	0.400	0	2	0	0.000					W. Elbridge Brown/ Howard Robbins
1916	4	3	0	0.571	50	82	3	1	0	0.750	1	2	0	0.333					H.B. Williams
1917	5	2	0	0.714	161	53	4	1	0	0.800	1	1	0	0.500					Dan Davold Kline
1918	3	0	0	1.000	51	0													Dan Davold Kline
1919	1	2	1	0.375	13	83	1	0	1	0.750	0	2	0	0.000					Dan Davold Kline
1920	3	5	0	0.375	61	182	3	1	0	0.750	0	4	0	0.000					John G. Glenn
1921	4	3	0	0.571	109	41	3	1	0	0.750	1	2	0	0.333					Donald R. Miller
1922	1	4	0	0.200	19	122	1	1	0	0.500	0	3	0	0.000					Donald R. Miller
1923	5	1	0	0.833	101	43	3	0	0	1.000	2	1	0	0.667					M. Ross "Cardy" Swartz
1924	6	1	0	0.857	98	26	2	1	0	0.667	4	0	0	1.000					M. Ross "Cardy" Swartz
1925	4	3	1	0.563	61	73	3	1	1	0.700	1	2	0	0.333					M. Ross "Cardy" Swartz
1926	4	2	2	0.625	205	64	4	0	1	0.900	1	2	0	0.333					M. Ross "Cardy" Swartz
1927	2	4	0	0.333	38	96	0	2	0	0.000	2	2	0	0.500					M. Ross "Cardy" Swartz
1928	4	1	0	0.800	65	32	2	0	0	1.000	2	1	0	0.667					M. Ross "Cardy" Swartz
1929	4	4	0	0.500	147	94	2	3	0	0.400	2	1	0	0.667					M. Ross "Cardy" Swartz
1930	6	3	1	0.650	126	73	2	1	1	0.625	4	2	0	0.667	1	0	0	1.000	Bob Heisel
1931	8	1	1	0.850	184	27	5	0	1	0.917	3	1	0	0.750					Bob Heisel
1932	2	5	0	0.286	33	66	2	2	0	0.500	0	3	0	0.000					Earl Z. McKay
1933	5	1	1	0.786	147	19	4	0	0	1.000	1	1	0	0.500					Earl Z. McKay
Total	149	101	18	0.590	3897	2507	-	-	-	-	-	-	-	-	-	-	-	-	-



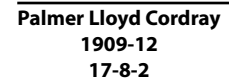
"Cardy" Swartz
1923-29
29-16-3



Earl Z. McKay
1932-41
24-32



T. Marshall West
1900-03
23-11-1



Palmer Lloyd Cordray
1909-12
17-8-2



Bob Heisel
1930-31
14-4-2

Dickinson Seminary & Junior College (1934-47)																			
1934	1	5	1	0.214	40	92	1	1	1	0.500	0	4	0	0.000					Earl Z. McKay
1935	0	7	1	0.063	6	171	0	2	0	0.000	0	5	1	0.083					Earl Z. McKay
1936	4	1	0	0.800	113	13	4	0	0	1.000	0	1	0	0.000					Earl Z. McKay
1937	5	1	0	0.833	91	52	3	1	0	0.750	2	0	0	1.000					Earl Z. McKay
1938	4	2	1	0.643	126	53	2	1	0	0.667	2	1	1	10.625					Earl Z. McKay
1939	1	5	1	0.214	38	80	0	3	0	0.000	1	2	1	10.375					Earl Z. McKay
1940	0	1	3	0.375	14	27	0	1	2	0.333	0	0	1	10.500					Earl Z. McKay
1941	2	4	0	0.333	26	92	1	2	0	0.333	1	2	0	0.333					Earl Z. McKay
1942-45	-	-	-	-	-	-	-	-	-	-	-	-	-	-					Did Not Play
1946	3	3	0	0.500	99	100	3	1	0	0.750	0	2	0	0.000					T. Sherman Stanford
1947	3	2	3	0.563	124	136	1	0	3	0.625	2	2	0	0.500					T. Sherman Stanford
Total	23	31	10	0.438	677	816	15	12	6	0.545	8	19	4	0.323	-	-	-	-	-



DICKINSON SEMINARY RESULTS

Founded in 1812, Lycoming College began as a preparatory school, one of the first in Lycoming County. It was originally known as the Williamsport Academy. In 1847, the academy was purchased by the United Methodist Church and became the Williamsport Dickinson Seminary. The Seminary served for the next 62 years as a preparatory school, similar to a modern high school. As football became more popular throughout the country, so, too, did it at the Seminary and in 1895, the football team suited up for the first time. The football program transitioned through the Seminary's history, becoming a junior college football program in 1934 and played as a junior college for 14 seasons before the college became a four-year school and changed its name to Lycoming College in 1947.

Below are the results of the football teams from the period of time when the school was known as Dickinson Seminary and Dickinson Seminary & Junior College.

DICKINSON SEMINARY

1895

1-2 Overall

Coach: None

Williamsport H.S.	L, 6-22
Williamsport H.S.	L, 6-24
Pott's College	W, 14-0

1896

0-1-2 Overall

Coach: None

Williamsport H.S.	L, 4-20
Williamsport YMCA	T, 0-0
Pott's College	T, 0-0

1897

2-2-1 Overall

Coach: None

Newberry	T, 0-0
Burlingame	W, 6-4
Williamsport YMCA	L, 0-30
Burlingame	W, 18-0
Williamsport H.S.	L, 6-11

1898

0-4 Overall

Coach: None

Burlingame	L, 0-10
Williamsport YMCA	L, 6-12
Williamsport H.S.	L, 5-11
Williamsport YMCA	L, 0-30

1899

3-1-1 Overall

Coach: Forrest Craver

Muncy H.S.	W, 27-0
Williamsport Wheel Club	L, 0-52
Milton H.S.	W, 17-0
Pott's College	T, 0-0
Williamsport H.S.	W, 11-0

1900

5-3-1 Overall

Coach: T. Marshall West

Bellefonte Academy	T, 0-0
Central Penn College	W, 26-0
Wyoming Seminary	L, 0-11
Susquehanna	L, 6-15
Central Penn College	W, 22-2
Bellefonte Academy	W, 13-0
Williamsport H.S.	W, 16-5
Wyoming Seminary	L, 0-16
Milton H.S.	W, 42-0

1901

7-1 Overall

Coach: T. Marshall West

9/28/1901	Laurelton Athletic Club	W, 17-0
10/9/1901	Bellefonte Academy	W, 26-0
10/12/1901	at Central Penn College	W, 26-0
10/19/1901	at Laurelton Athletic Club	W, 11-0
10/26/1901	at Mansfield Normal	L, 0-21
11/2/1901	Central Penn College	W, 50-0
11/9/1901	at Bellefonte Academy	W, 15-5
11/23/1901	Mansfield Normal	W, 6-5

1902

6-2 Overall

Coach: T. Marshall West

9/20/1902	at Penn State	L, 0-28
9/27/1902	Lewisburg Athletic Club	W, 26-0
10/7/1902	Lock Haven Normal	W, 23-0
10/11/1902	at Mansfield Normal	W, 12-0
10/25/1902	Bloomsburg Normal	L, 11-12
11/1/1902	Mansfield Normal	W, 65-0
11/15/1902	Berwick Athletic Club	W, 29-0
11/22/1902	Wyoming Seminary	W, 35-0

1903

5-5 Overall

Coach: T. Marshall West

9/19/1903	at Penn State	L, 0-60
9/26/1903	Treverton Athletic Club	W, 22-0
10/3/1903	Susquehanna	L, 0-5
10/10/1903	Berwick	W, 5-0
10/24/1903	at Bloomsburg Normal	L, 0-55
10/31/1903	Mansfield Normal	W, 17-0
11/7/1903	at Wyoming Seminary	L, 0-25
11/14/1903	Watsontown H.S.	W, 35-0
11/21/1903	Lock Haven Normal	W, 6-5
11/28/1903	Carlisle Indian Reserves	L, 5-28

1904

4-4 Overall

Coach: Unknown

9/24/1904	Milton H.S.	W, 14-0
10/1/1904	Jersey Shore H.S.	W, 56-0
10/8/1904	Lock Haven Normal	W, 12-0
10/15/1904	at Susquehanna	L, 0-12
10/22/1904	Bloomsburg Normal	L, 0-32
10/29/1904	Carlisle Indian Reserves	L, 0-21
11/5/1904	Wyoming Seminary	L, 5-18
11/12/1904	Watsontown H.S.	W, 30-0

1905

6-3 Overall

Coach: Unknown

Milton H.S.	W, 23-0
Jersey Shore A.C.	W, 6-0
Lock Haven Normal	W, 28-0
Bloomsburg Normal	L, 5-10
Bucknell Academy	W, 38-0
Shickshinny H.S.	W, 35-0
Wyoming Seminary	L, 6-15
Carlisle Indian Reserves	L, 0-12
Lock Haven Normal	W, 15-0

1906

6-2-1 Overall

Coach: Edward Junge Hickox

Milton H.S.	W, 20-2
Lock Haven Normal	W, 11-0
Jersey Shore H.S.	W, 40-0
Bellefonte Academy	W, 27-0
Mansfield Normal	L, 5-11
Bucknell Freshmen	W, 21-0
Wyoming Seminary	T, 5-5
Carlisle Indian Reserves	L, 9-13
Watsontown H.S.	W, 91-0

1907

4-2-1 Overall

Coach: A.W. Comfort

Montgomery H.S.	W, 25-0
Bloomsburg Normal	W, 11-0
Bellefonte Academy	T, 6-6
Lock Haven Normal	L, 0-16
Wyoming Seminary	L, 10-23
Susquehanna	W, 11-0
Montgomery H.S.	W, 57-0

1908

5-3 Overall

Coach: Arthur Montrose Contrell

Milton H.S.	W, 90-0
Bucknell Academy	W, 69-0
Bloomsburg Normal	W, 6-0
Susquehanna	W, 15-0
Bellefonte Academy	L, 0-18
Lock Haven Normal	L, 0-11
Wyoming Seminary	L, 12-33
Cook Academy	W, 17-0

1909

5-1-1 Overall

Coach: Palmer Lloyd Cordray

10/2/1909	Milton H.S.	W, 88-0
10/9/1909	Northumberland Crescents	W, 31-0
10/16/1909	Bloomsburg Normal	W, 65-3
10/23/1909	at Bellefonte Academy	T, 0-0
10/30/1909	Lock Haven Normal	W, 18-11
11/6/1909	at Wyoming Seminary	L, 12-33
11/13/1909	at Cook Academy	W, 17-0

1910

4-2 Overall

Coach: Palmer Lloyd Cordray

Bellefonte Academy	L, 3-6
Lock Haven Normal	W, 6-0
Bloomsburg Normal	L, 0-6
Wyoming Seminary	W, 12-6
Cook Academy	W, 48-0
Lewisburg H.S.	W, 28-0

1911

4-3 Overall

Coach: Palmer Lloyd Cordray

Milton Athletic Club	W, 23-5	
Bloomsburg Normal	W, 12-0	
Bellefonte Academy	L, 5-0	
Altoona Railroad School	W, 17-0	
Cook Academy	W, 28-0	
11/4/1911	at Wyoming Seminary	L, 6-15
11/11/1911	Bucknell Academy	W, 29-0
11/18/1911	Lock Haven Normal	L, 0-12

1912

4-2-1 Overall

Coach: Palmer Lloyd Cordray

9/28/1912	Milton Athletic Club	W, 27-0
10/5/1912	Mt. Carmel High School	W, 20-0
10/12/1912	at Bloomsburg Normal	T, 0-0
10/19/1912	Bellefonte Academy	L, 3-26
11/2/1912	Wyoming Seminary	L, 3-13
11/9/1912	Bucknell Academy	W, 32-0
11/16/1912	at Lock Haven Normal	W, 13-0

DICKINSON SEMINARY RESULTS



1913

3-4 Overall

Coach: Jackson M. Painter

Montgomery	L, 7-9
Bloomsburg Normal	L, 13-21
Mt. Carmel	W, 26-0
Jersey Shore	W, 19-7
Bellefonte Academy	L, 0-33
Montgomery	W, 15-0
Wyoming Seminary	L, 0-60

1914

3-5 Overall

Coach: Harvey Finley

Bloomsburg Normal	L, 0-40
Susquehanna	L, 3-68
Renovo High School	W, 33-7
Jersey Shore	L, 0-6
Lock Haven Normal	W, 7-6
Montgomery	L, 0-20
Wyoming Seminary	L, 0-55
Montgomery	W, 19-0

1915

1-4-2 Overall

Coach: W. Elbridge Brown/Howard Robbins

9/25/1915	Montgomery High School	T, 0-0
10/2/1915	Mt. Carmel H.S.	T, 0-0
10/9/1915	at Lock Haven Normal	L, 0-6
10/16/1915	Bloomsburg Normal	L, 0-31
10/23/1915	Lock Haven H.S.	L, forfeit
11/6/1915	at Wyoming Seminary	L, 0-48
	Jersey Shore	W, 6-0

1916

4-3 Overall

Coach: H.B. Williams

10/12/1916	Jersey Shore Ex-High	W, 6-0
10/21/1916	Lewisburg H.S.	W, 19-0
10/28/1916	Wyoming Seminary	L, 0-47
11/4/1916	at Bloomsburg Normal	L, 0-19
11/11/1916	at Lewisburg H.S.	L, 6-7
11/18/1916	at Mt. Carmel H.S.	W, 13-6
11/25/1916	Montgomery H.S.	W, 6-3

1917

5-2 Overall

Coach: Dan Davold Kline

9/29/1917	Montgomery H.S.	W, 6-0
10/6/1917	Jersey Shore H.S.	W, 49-0
10/13/1917	Lewisburg H.S.	W, 27-0
10/27/1917	at Wyoming Seminary	L, 0-34
11/3/1917	Susquehanna Reserves	W, 7-6
11/10/1917	Bloomsburg Normal	L, 0-7
11/17/1917	at Lock Haven Normal	W, 20-6
11/24/1917	Lock Haven Normal	W, 52-0

1918

3-0 Overall

Coach: Dan Davold Kline

at	Sunbury H.S.	W, 12-0
	Sunbury H.S.	W, 13-0
	Bellefonte Academy	W, 26-0

1919

1-2-1 Overall

Coach: Dan Davold Kline

10/4/1919	Montgomery H.S.	T, 6-6
10/25/1919	at Lewisburg H.S.	L, 0-27
11/8/1919	Lewisburg H.S.	W, 7-6
11/22/1919	at Bellefonte Academy	L, 0-40

1920

3-5 Overall

Coach: John G. Glenn

10/2/1920	at Bucknell Reserves	L, 0-46
10/9/1920	at Montgomery H.S.	L, 0-34
10/16/1920	Sunbury H.S.	W, 14-0
10/23/1920	at Bloomsburg Normal	L, 0-7
10/30/1920	Bloomsburg H.S.	W, 27-0
11/13/1920	Susquehanna Reserves	W, 13-0
11/20/1920	Bellefonte Academy	L, 7-47
11/25/1920	at Wyoming Seminary	L, 0-48

1921

4-3 Overall

Coach: Donald R. Miller

10/1/1921	at Lock Haven H.S.	L, 0-14
10/8/1921	at Jersey Shore H.S.	L, 0-6
10/15/1921	Bloomsburg Normal	W, 20-0
10/22/1921	Altoona Apprentice	W, 34-0
10/29/1921	Wyoming Seminary	L, 0-21
11/5/1921	Susquehanna Reserves	W, 49-0
11/11/1921	at Sunbury H.S.	W, 6-0

1922

1-4 Overall

Coach: Donald R. Miller

9/30/1922	Altoona Apprentice	W, 13-0
10/7/1922	at Bloomsburg Normal	L, 0-16
10/21/1922	at Mansfield Normal	L, 0-21
11/4/1922	Bellwood YMCA	L, 6-14
11/18/1922	at Wyoming Seminary	L, 0-71

1923

5-1 Overall

Coach: M. Ross "Cardy" Swartz

9/29/1923	at Lock Haven H.S.	L, 0-18
10/13/1923	Bloomsburg Normal	W, 14-9
10/20/1923	at Bellwood YMCA	W, 13-9
11/3/1923	Mansfield Normal	W, 13-7
11/10/1923	at Mt. Carmel High School	W, 19-0
11/25/1923	Altoona Apprentice	W, 42-0

1924

6-1 Overall

Coach: M. Ross "Cardy" Swartz

9/27/1924	Keystone Academy	W, 13-7
10/4/1924	at Harrisburg Tech.	W, 14-0
10/11/1924	at Mansfield Normal	W, 31-0
10/18/1924	Cornell Freshmen	W, 14-0
10/25/1924	at West Chester Normal	W, 7-0
11/1/1924	at Susquehanna Reserves	W, 19-0
11/8/1924	Wyoming Seminary	L, 0-19

1925

4-3-1 Overall

Coach: M. Ross "Cardy" Swartz

9/26/1925	Altoona Apprentice	L, 0-2
10/3/1925	at Mercersburg Academy	L, 0-42
10/10/1925	Dickinson Reserves	T, 0-0
10/17/1925	at Cornell Freshmen	L, 0-23
10/24/1925	Mansfield Normal	W, 32-6
10/31/1925	at Keystone Academy	W, 9-0
11/14/1925	Wyoming Seminary	W, 7-0
11/26/1925	Perkiomen Seminary	W, 13-0

1926

4-2-2 Overall

Coach: M. Ross "Cardy" Swartz

10/2/1926	Franklin & Marshall Freshmen	W, 15-0
10/9/1926	Bucknell Freshmen	T, 7-7
10/16/1926	at Cornell Freshmen	T, 0-0
10/23/1926	at Mansfield Normal	L, 13-21
10/30/1926	at Wyoming Seminary	L, 0-26
11/6/1926	Bloomsburg Normal	W, 14-10
11/11/1926	Lock Haven Normal	W, 106-0
11/20/1926	Keystone Academy	W, 50-0

1927

2-4 Overall

Coach: M. Ross "Cardy" Swartz

10/8/1927	at Penn State Freshmen	L, 0-38
10/15/1927	at Cornell Freshmen	W, 13-0
10/22/1927	Bucknell Freshmen	L, 0-38
10/28/1927	at Keystone Academy	W, 12-0
11/11/1927	Schuylkill J.V.	L, 7-13
11/19/1927	at Bloomsburg Normal	L, 6-7

1928

4-1 Overall

Coach: M. Ross "Cardy" Swartz

10/7/1928	at Steelton H.S.	L, 0-19
10/21/1928	Susquehanna J.V.	W, 21-0
10/28/1928	at Susquehanna J.V.	W, 19-0
11/6/1928	Lock Haven Teachers	W, 12-6
11/13/1928	at Cornell Freshmen	W, 13-7

1929

4-4 Overall

Coach: M. Ross "Cardy" Swartz

9/28/1929	at Steelton H.S.	W, 13-7
10/5/1929	at Lock Haven Teachers	W, 13-0
10/12/1929	Dickinson Freshmen	L, 0-19
10/19/1929	at Manlius Military	L, 0-9
10/26/1929	Mansfield Teachers	L, 26-32
11/11/1929	Bucknell Freshmen	W, 12-7
11/16/1929	Keystone Academy	L, 6-20
11/23/1929	Susquehanna J.V.	W, 77-0

1930

6-3-1 Overall

Coach: Bob Heisel

9/27/1930	at Steelton H.S.	W, 12-7
10/4/1930	Franklin & Marshall Freshmen	W, 37-0
10/11/1930	at Keystone Academy	L, 6-14
10/18/1930	at Cornell Freshmen	L, 0-20
10/25/1930	at Mansfield Teachers	W, 32-6
11/1/1930	Wyoming Seminary	T, 0-0
11/11/1930	Bucknell Freshmen	L, 6-26
11/22/1930	at Lock Haven Teachers	W, 2-0
11/26/1930	vs. Bellefonte Academy^	W, 19-0
12/13/1930	at Williamsport H.S. Alumni	W, 12-0
	^ at Jersey Shore H.S.	

1931

8-1-1 Overall

Coach: Bob Heisel

State Prep Champions

9/19/1931	at Mt. Carmel H.S.	W, 7-0
9/26/1931	at West Liberty State Teachers	L, 0-7
10/3/1931	Albright Freshmen	W, 46-0
10/10/1931	Keystone Academy	W, 7-0
10/17/1931	at Penn State Freshmen	W, 19-7
10/24/1931	Mansfield Teachers	W, 50-0
10/31/1931	at Dickinson Freshmen	W, 35-6
11/7/1931	Bucknell Freshmen	W, 6-0
11/21/1931	Lock Haven Teachers	T, 0-0
11/28/1931	Bellefonte Academy	W, 14-7



DICKINSON SEMINARY RESULTS

1932

2-5 Overall

Coach: Earl Z. McKay

10/1/1932	Cook Academy	L, 0-6
10/8/1932	at Mansfield Teachers	L, 0-2
10/15/1932	Syracuse Freshmen	L, 0-19
10/29/1932	Dickinson Freshmen	W, 14-0
11/5/1932	at Gettysburg Academy	L, 7-18
11/19/1932	Bellefonte Academy	W, 12-0
11/24/1932	at West Point	L, 0-21

1933

5-1-1 Overall

Coach: Earl Z. McKay

10/14/1933	Mansfield Teachers	T, 0-0
10/21/1933	Susquehanna Reserves	W, 59-0
10/28/1933	York College Inst.	W, 6-0
11/5/1933	Gettysburg Academy	W, 50-0
11/8/1933	at Army Plebes	L, 6-13
11/12/1933	at Cornell Freshmen	W, 7-6
11/19/1933	Dickinson Freshmen	W, 19-0

DICKINSON SEMINARY & JUNIOR COLLEGE

Although Dickinson Seminary opened the Junior College in 1929, the football team continued to play with only Seminary players for the next four years. In 1934, the team welcomed junior college players for the first time.

1934

1-5-1 Overall

Coach: Earl Z. McKay

10/6/1934	Hobart Freshmen	T, 6-6
10/12/1934	at Syracuse Freshmen	L, 0-20
10/20/1934	at Penn State Freshmen	L, 0-13
10/27/1934	Scranton-Keystone J.C.	W, 13-0
11/3/1934	at Mansfield Teachers	L, 7-14
11/7/1934	at Army Plebes	L, 0-13
11/17/1934	Catholic Freshmen	L, 14-26

1935

0-7-1 Overall

Coach: Earl Z. McKay

10/5/1935	Susquehanna J.V.	L, 0-7
10/12/1935	Western Maryland Freshmen	L, 0-13
10/19/1935	at Colgate	L, 0-18
10/26/1935	at Syracuse Freshmen	L, 0-37
10/30/1935	at Army Plebes	L, 0-13
11/9/1935	at Cornell Freshmen	L, 0-59
11/16/1935	at Dickinson Freshmen	L, 0-18
11/23/1935	at Scranton-Keystone J.C.	T, 6-6

1936

4-1 Overall

Coach: Earl Z. McKay

Eastern Junior College Champions

10/5/1936	York Collegiate Institute	W, 21-0
10/12/1936	Cook Academy	W, 57-7
10/19/1936	Dickinson Freshmen	W, 15-0
10/25/1936	Western Maryland Freshmen	W, 20-0
11/5/1936	at Army Plebes	L, 0-6

1937

5-1 Overall

Coach: Earl Z. McKay

10/9/1937	Villanova Freshmen	L, 0-27
10/16/1937	Dickinson Freshmen	W, 38-6
10/21/1937	at Army Plebes	W, 6-0
10/31/1937	Wyoming Seminary	W, 14-6
11/13/1937	at Western Maryland Freshmen	W, 20-13
11/24/1937	Western Maryland Freshmen	W, 13-0

1938

4-2-1 Overall

Coach: Earl Z. McKay

10/1/1938	Mansfield Teachers	L, 0-7
10/15/1938	Bloomsburg J.V.	W, 56-0
10/22/1938	at Colgate Freshmen	L, 12-39
10/29/1938	at George Washington Freshman	W, 31-0
11/5/1938	at Wyoming Seminary	T, 0-0
11/12/1938	Dickinson Freshmen	W, 14-7
11/19/1938	at Western Maryland	W, 13-0

1939

1-5-1 Overall

Coach: Earl Z. McKay

9/30/1939	at Mansfield Teachers	L, 0-12
10/7/1939	at George Washington Freshmen	L, 0-28
10/14/1939	Western Maryland Freshmen	L, 6-14
10/28/1939	at Wyoming Seminary	T, 0-0
11/4/1939	Cornell J.V.	L, 0-12
11/11/1939	Colgate Freshmen	L, 13-14
11/18/1939	at Dickinson Freshmen	W, 19-0

1940

0-1-3 Overall

Coach: Earl Z. McKay

10/5/1940	George Washington Freshmen	L, 0-13
10/12/1940	at Maryland Freshmen	T, 7-7
10/19/1940	Scranton-Keystone J.C.	T, 7-7
10/26/1940	Wyoming Seminary	T, 0-0

1941

2-4 Overall

Coach: Earl Z. McKay

10/11/1941	George Washington Freshmen	W, 19-9
10/18/1941	at Keystone Academy	W, 7-2
10/25/1941	at Wyoming Seminary	L, 0-6
11/1/1941	Western Maryland Freshmen	L, 0-8
11/7/1941	at Cornell J.V.	L, 0-39
11/15/1941	Bucknell Freshmen	L, 0-28

1942-45

No football due to World War II

1946

3-3 Overall

Coach: Sherm Stanford

10/18/1946	Juniata Freshmen	W, 6-0
10/26/1946	at Mansfield Teachers	L, 6-33
11/1/1946	at Lock Haven Teachers	L, 20-40
11/8/1946	Western Maryland Freshmen	W, 30-0
11/16/1946	Bucknell Freshmen	L, 7-20
11/23/1946	Keystone J.C.	W, 20-7

In 1947, the school announced that it was going to transition to a four-year school and renamed itself Lycoming College. The football team completed its last year as a junior college and first as Lycoming College that year.