



L-R: Jackson Case, Casey Sorg, Arren Hash





INTRO

1.....Table of Contents
 2.....Fast Facts
 3.....Head Coach Ben Reel
 4.....Program Highlights
 5.....2025 Schedule
 6.....Team Social Media Information
 7-8.....University Information
 9.....ASUN Information
 10.....Athletics Leadership
 11-12.....2025 Rosters

RETURNING PLAYERS

13-14.....Andres Castro
 15-16.....Luke Scales
 17-18.....Jackson Case
 19-20.....Zac Jones
 21-22.....Landon Akers
 23-24.....Jacob Rowold
 25-26.....Jake Agarwal
 27-28.....Hudson Cornett
 29-30.....Mike Sokol
 31-32.....Brady Morse
 33-34.....Casey Sorg
 35-36.....Charlie Rife
 37-38.....Arren Hash
 39-40.....Carson Brower
 41-42.....Joey Milto
 43-44.....Sam Matherly
 45-46.....Chase Carver
 47-48.....Holden Groher
 49-50.....Cole McMichael
 51-52.....Blake Donnan
 53-54.....Cooper Hellman

NEWCOMERS

55.....Grant Borden
 56.....Eli Watson
 57.....Seth Sweet-Chick
 58.....Nathaniel Helton
 59.....Nick Gnardellis
 60.....Connor Pawlowski
 61.....Christian Kiper
 62.....Clay Kennedy
 63.....Garrett Rusch
 64.....Mason Acton
 65.....Oliver Ward
 66.....Logan Plasencia

67.....Logan Haslam
 68.....Kevin O'Connor
 69.....Zach Horwith
 70.....Aaron Ragat
 71.....Chase Chamberlain
 72.....McKay Whitaker
 73.....Jamie McMahon

TEAM ACADEMICS

74.....Academic Achievement

COACHING STAFF

75-76.....Ben Reel, Head Coach
 77-78.....Assistant Coaches

2025 PREVIEW

79-80.....Season Preview
 81.....2024 Overall Stats
 82.....2024 Conference Stats

PROGRAM RECORDS

83-85.....NCAA Tournament Teams
 86-87.....Conference Champions
 88-94.....Overall Program Records
 95-97.....D1-Era Program Records

HISTORY

98.....MLB Draft
 99.....MLB Undrafted Free Agents
 100-103.....All-Americans
 104-108.....Honors and Awards
 109-110.....Bellarmine Athletic Hall of Fame
 111.....GLVC Hall of Fame
 112-114.....Postseason History
 115-116.....Head Coaching History
 117.....Season-by-Season Breakdown
 118-119.....D1-Era Series Results-Per Opponent
 120-121.....D1-Era Series Results-Per Conference
 122-134.....Season Results



**BELLARMINE UNIVERSITY**

Location: Louisville, KY

Address: 2001 Newburg Road; Louisville, KY 40205

Founded: 1950

Enrollment: 2,885

President: Dr. Susan M. Donovan

Director of Athletics: Scott Wiegandt

Deputy Director of Athletics/SWA: Pam Stackhouse

Nickname: Knights

Colors: Scarlet and Silver

Affiliation: NCAA Division I

Home Field: Knights Field

Assistant Director of Athletic Communications/Baseball Media Contact: Adam Pruiett (502-272-8079)

Assistant AD for Communications: Chad Fischer (502-272-8078)

TEAM HISTORY

First Year: 1952

First Division I Season: 2021

Conference: Atlantic Sun Conference

Previous Conference: Great Lakes Valley Conference, Division II (1980-2020)

MLB Draft Picks: 10

Division I (2021-present)

ASUN Tournament Appearances: 1

Last ASUN Tournament Appearance: 2021

D1 All-Americans: 1 (Matt Higgins, 2022)

D1 All-Conference: 5

Division II & pre-D2 (1952-2020)

NCAA II Tournament Appearances: 9

Last NCAA II Tournament Appearance: 2019

NCAA II Tournament Record: 11-18

GLVC Tournament Appearances: 20

Last GLVC Tournament Appearance: 2019

GLVC Tournament Titles: 1980, 1989, 2013, 2019

D2 All-Americans: 11

D2 All-Conference: 137

HEAD COACH

Head Coach: Ben Reel

Alma Mater: IU Southeast ('07)

Season at Bellarmine: 1st

Career Head Coaching Season: 16th

School Record (entering 2025): 0-0

Career Record (entering 2025): 548-264-1

Assistant Coaches: Daylan Nanny, Brandon Boxer, Brayden Simich

2024 REVIEW

Overall Record: 10-45

Home: 7-12

Away: 3-33

Neutral: 0-0

ASUN: 9-21

ASUN Finish: 12th





HEAD COACH

BEN REEL

- **1st Season as Head Coach**
- **548 Wins in 15 Seasons (2009-23) at IU Southeast**
- **2021 NAIA World Series Appearance**
- **8 NAIA Opening Round Appearances**
- **9 River States Conference Regular-Season Championships**
- **4 River States Conference Tournament Championships**
- **2021 NAIA-Ball National Coach of the Year**
- **9x River States Conference Coach of the Year**

- 
- **10 MLB Draft Picks**
 - **5 MLB Undrafted Signings since 2013**
 - **9 NCAA II Tournament Berths**
 - **4x GLVC Tournament Champion**
 - **11 All-Americans**
 - **8 Conference Pitchers/Players of the Year**



BELLARMINE BASEBALL

2025 SCHEDULE

Feb. 14 (Fri)	5 PM (4 PM CT)	@Troy University	Troy, AL
Feb. 15 (Sat)	1 PM (Noon CT)	@Troy University	Troy, AL
Feb. 16 (Sun)	2 PM (1 PM CT)	@Troy University	Troy, AL
FEB. 19 (WED)	2:30 PM	UNIVERSITY OF AKRON	LOUISVILLE, KY (KNIGHTS FIELD)
Feb. 21 (Fri)	2 PM	@Northern Kentucky University	Highland Heights, KY
Feb. 22 (Sat)	2 PM	@Northern Kentucky University	Highland Heights, KY
Feb. 23 (Sun)	1 PM	@Northern Kentucky University	Highland Heights, KY
FEB. 26 (WED)	2 PM	UNIVERSITY OF DAYTON	LOUISVILLE, KY (KNIGHTS FIELD)
Feb. 28 (Fri)	5 PM	@Charleston Southern University	Charleston, SC
March 1 (Sat)	1:30 PM	@Charleston Southern University	Charleston, SC
March 2 (Sun)	1 PM	@Charleston Southern University	Charleston, SC
March 4 (Tue)	2 PM	@University of Dayton	Dayton, OH
March 7 (Fri)	6 PM (5 PM CT)	@Southern Illinois University	Carbondale, IL
March 8 (Sat)	2 PM (1 PM CT)	@Southern Illinois University	Carbondale, IL
March 9 (Sun)	1 PM (Noon CT)	@Southern Illinois University	Carbondale, IL
MARCH 11 (TUE)	2 PM	EASTERN ILLINOIS UNIVERSITY	LOUISVILLE, KY (KNIGHTS FIELD)
MARCH 12 (WED)	2 PM	UNIVERSITY OF SOUTHERN INDIANA	LOUISVILLE, KY (KNIGHTS FIELD)
March 14 (Fri)	6 PM	@Eastern Kentucky University*	Richmond, KY
March 15 (Sat)	6 PM	@Eastern Kentucky University*	Richmond, KY
March 16 (Sun)	1 PM	@Eastern Kentucky University*	Richmond, KY
MARCH 18 (TUE)	2 PM	MOREHEAD STATE UNIVERSITY	LOUISVILLE, KY (KNIGHTS FIELD)
March 21 (Fri)	7 PM (6 PM CT)	@Lipscomb University*	Nashville, TN
March 22 (Sat)	3 PM (2 PM CT)	@Lipscomb University*	Nashville, TN
March 23 (Sun)	2 PM (1 PM CT)	@Lipscomb University*	Nashville, TN
March 25 (Tue)	6 PM	@Indiana University	Bloomington, IN
MARCH 28 (FRI)	2 PM	AUSTIN PEAY STATE UNIVERSITY*	LOUISVILLE, KY (KNIGHTS FIELD)
MARCH 29 (SAT)	2 PM	AUSTIN PEAY STATE UNIVERSITY*	LOUISVILLE, KY (KNIGHTS FIELD)
MARCH 30 (SUN)	1 PM	AUSTIN PEAY STATE UNIVERSITY*	LOUISVILLE, KY (KNIGHTS FIELD)
April 1 (Tue)	3 PM	@Ball State University	Muncie, IN
April 4 (Fri)	7 PM (6 PM CT)	@University of North Alabama*	Florence, AL
April 5 (Sat)	4 PM (3 PM CT)	@University of North Alabama*	Florence, AL
April 6 (Sun)	2 PM (1 PM CT)	@University of North Alabama*	Florence, AL
April 8 (Tue)	6 PM (5 PM CT)	@Murray State University	Murray, KY
APRIL 11 (FRI)	3 PM	UNIVERSITY OF CENTRAL ARKANSAS*	LOUISVILLE, KY (KNIGHTS FIELD)
APRIL 12 (SAT)	3 PM	UNIVERSITY OF CENTRAL ARKANSAS*	LOUISVILLE, KY (KNIGHTS FIELD)
APRIL 13 (SUN)	1 PM	UNIVERSITY OF CENTRAL ARKANSAS*	LOUISVILLE, KY (KNIGHTS FIELD)
April 15 (Tue)	6 PM	@University of Tennessee	Knoxville, TN
APRIL 17 (THU)	3 PM	UNIVERSITY OF NORTH ALABAMA*	LOUISVILLE, KY (KNIGHTS FIELD)
APRIL 18 (FRI)	3 PM	UNIVERSITY OF NORTH ALABAMA*	LOUISVILLE, KY (KNIGHTS FIELD)
APRIL 19 (SAT)	2 PM	UNIVERSITY OF NORTH ALABAMA*	LOUISVILLE, KY (KNIGHTS FIELD)
April 22 (Tue)	3 PM	@Miami University (OH)	Oxford, OH
April 23 (Wed)	7 PM (6 PM CT)	@University of Southern Indiana	Evansville, IN
April 25 (Fri)	7 PM (6 PM CT)	@University of Central Arkansas*	Conway, AR
April 26 (Sat)	5 PM (4 PM CT)	@University of Central Arkansas*	Conway, AR
April 27 (Sun)	2 PM (1 PM CT)	@University of Central Arkansas*	Conway, AR
May 2 (Fri)	7 PM (6 PM CT)	@Austin Peay State University*	Clarksville, TN
May 3 (Sat)	3 PM (2 PM CT)	@Austin Peay State University*	Clarksville, TN
May 4 (Sun)	2 PM (1 PM CT)	@Austin Peay State University*	Clarksville, TN
May 7 (Wed)	6 PM	@Morehead State University	Morehead, KY
MAY 9 (FRI)	3 PM	LIPSCOMB UNIVERSITY*	LOUISVILLE, KY (KNIGHTS FIELD)
MAY 10 (SAT)	3 PM	LIPSCOMB UNIVERSITY*	LOUISVILLE, KY (KNIGHTS FIELD)
MAY 11 (SUN)	1 PM	LIPSCOMB UNIVERSITY*	LOUISVILLE, KY (KNIGHTS FIELD)
May 13 (Tue)	6 PM	@University of Louisville	Louisville, KY
MAY 15 (THU)	3 PM	EASTERN KENTUCKY UNIVERSITY*	LOUISVILLE, KY (KNIGHTS FIELD)
MAY 16 (FRI)	3 PM	EASTERN KENTUCKY UNIVERSITY*	LOUISVILLE, KY (KNIGHTS FIELD)
MAY 17 (SAT)	2 PM	EASTERN KENTUCKY UNIVERSITY*	LOUISVILLE, KY (KNIGHTS FIELD)

All Games ET **BOLD - Home** * - ASUN All Games Subject to Change; Check BUKnights.com for Current Schedule.



FOLLOW THE KNIGHTS!



@BUKnights



@baseballknights



@BUKnightsBSB



@buknights



**STAY IN TOUCH
ON SOCIAL MEDIA FOR
EXCLUSIVE CONTENT
AND GAME UPDATES**

**STREAM HOME GAMES
AND MOST ASUN ROAD
CONFERENCE GAMES
ON ESPN+**



About Bellarmine

GENERAL

Location: Louisville, KY

Date Opened: Oct. 3, 1950

Affiliation: Independent, Catholic

Colors: Scarlet and Silver

Nickname: Knights

NAMESAKE

Named for the Jesuit priest and cardinal Robert Bellarmine—born Oct. 4, 1542 in Montepulciano, Italy; died Sept. 17, 1621 in Rome; canonized June 29, 1930.

HISTORY

From 1950 until 1968, Bellarmine operated as an Archdiocesan all men's college. In 1968, Bellarmine merged with Ursuline College and became both co-educational and independent. On Sept. 14, 2000, Bellarmine changed its name from Bellarmine College to Bellarmine University.

STUDENT BODY

Fall 2023 Total Headcount: 2,993

Female: 1,836 (61%)

Male: 1,157 (39%)

Full-time: 2,737 (91%)

Part-time: 256 (9%)

Under-represented Minorities: 757 (26%)*

International: 62 (2%)

CAMPUS LIVING

Full-Time Undergraduates Living on Campus: 1,039 (47%)

Full-Time First-Year Cohort Living on Campus: 431 (68%)

FACULTY

Student-Faculty Ratio: 13:1

Number of full-time faculty: 161

Does not include academic deans or academic administrators

Female: 97 (60%)

Male: 64 (40%)

With terminal degrees: 144 (89%)

Tenured (of tenure track faculty): 85 (68%)

DEGREES AWARDED

Advanced Certificate in Accounting

Bachelor of Arts (BA)

Bachelor of Health Science (BHS)

Bachelor of Music (BM)

Bachelor of Science (BS)

Bachelor of Science in Nursing (BSN)

Certificate in Applied Business Analytics

Certificate in Medical Laboratory Science

Master of Arts in Communication (MAC)

Master of Arts in Education (MAEd)

Master of Arts in Teaching (MAT)

Master of Business Administration (MBA)

Master of Health Science (MHS)

Master of Science in Athletic Training (MSAT)

Master of Science in Digital Media (MSDM)

Master of Science in Nursing (MSN)

Educational Specialist (EdS)

Doctor of Education (EdD)

Doctor of Nursing Practice (DNP)

Doctor of Philosophy (PhD)

Doctor of Physical Therapy (DPT)



ASUN

ATLANTIC SUN CONFERENCE



Bellarmino

Nickname: Knights
Location: Louisville, KY



Lipscomb

Nickname: Bisons
Location: Nashville, TN



Austin Peay

Nickname: Governors
Location: Clarksville, TN



North Alabama

Nickname: Lions
Location: Florence, AL



Central Arkansas

Nickname: Bears
Location: Conway, AR



North Florida

Nickname: Ospreys
Location: Jacksonville, FL



Eastern Kentucky

Nickname: Colonels
Location: Richmond, KY



Queens

Nickname: Royals
Location: Charlotte, NC



FGCU

Nickname: Eagles
Location: Fort Myers, FL



Stetson

Nickname: Hatters
Location: DeLand, FL



Jacksonville

Nickname: Dolphins
Location: Jacksonville, FL



West Georgia

Nickname: Wolves
Location: Carrollton, GA





SCOTT WIEGANDT • DIRECTOR OF ATHLETICS

Former Bellarmine University All-American and professional baseball player Scott Wiegandt was hired as the university's director of athletics in 2006, setting in motion a tenure that has been defined by the Knights' increased success and visibility in the NCAA Division II ranks and rising to Division I status in the 2020-21 academic year. On a day-to-day basis, Wiegandt is responsible for oversight of 25 intercollegiate teams at Bellarmine,

including more than 400 student-athletes and 60 staff and coaches.

Under Wiegandt's guidance, Bellarmine sports teams have seen improvement across the board and, in 2010-11, Bellarmine brought home the national championship in men's basketball — the first NCAA national championship in Bellarmine's sports history. He also has overseen the addition of four additional teams with the latest being

sprint football in fall of 2022.


In Bellarmine's first two years at the Division I level, the Knights captured a pair of Atlantic Sun Conference championships, winning the league's academic championship in 2021 and the 2022 men's basketball title in front of more than 6,000 fans at Freedom Hall — the second-largest crowd to witness an ASUN Championship.



PAM STACKHOUSE

Deputy Dir. of Athletics/
Senior Women's Administrator

On June 20 of 2011, Pam Stackhouse was hired as the Deputy Director of Athletics at Bellarmine University. Her primary role consists of overseeing all of BU's intercollegiate athletic sports. She also serves as the advisor to the student-athlete advisory committee and is Bellarmine's designated senior woman administrator.



CHAD FISCHER

Assistant AD for
Communication


Chad Fischer was announced as Bellarmine University's Assistant Athletic Director for Communications in November of 2023. In the role, Fischer plans, organizes and coordinates media relations activities for Bellarmine's athletic programs. Fischer came to Bellarmine following eight seasons with MLB's Cincinnati Reds, where he guided the club's social media efforts.



BRAD BLUESTONE

Head Athletic Trainer/Assistant
AD for Student Wellness


Brad Bluestone, whose background includes a lengthy tenure in professional baseball, is the assistant athletic director for student-athlete wellness and head athletic trainer at Bellarmine University. He has served within the Knights' athletic department since 2006. Before being hired at Bellarmine, Bluestone worked for 13 years with the St. Louis Cardinals organization.



ANNIE CORYELL

Associate AD
for Compliance

Annie Coryell is the Associate AD for Compliance at Bellarmine University, joining the school in July of 2018. In this role, she oversees all aspects of NCAA compliance and is responsible for the day-to-day operations of the compliance department, serving all 22 teams and 400 student-athletes. She also serves as a member of the department's senior staff.



ANDREW SCHROEDER

Dir. of Academic & Support
Services for Student-Athletes

Dr. Andrew Schroeder was named as the first director of the Center for Academic and Support Services for Student-Athletes in the summer of 2019. Since returning to Bellarmine not long after his 2004 graduation, he has served in a variety of roles primarily in the university's Student Success Center, with his most recent appointment being the associate dean of academic advising.



MICHAEL ACKERMAN

Faculty Athletic
Representative


Michael Ackerman began serving as the faculty athletics representative at Bellarmine University in 2024. In the position, he represents BU, along with the director of athletics, at the conference and national levels. Ackerman maintains the responsibility for certifying the continuing eligibility of student-athletes to be able to participate in the sports programs at Bellarmine.



CHRIS COOPER

Associate AD for
Event Management

Chris Cooper moved into the role of director of athletic event management in January 2014 after previously working in the sports information department. He is responsible for ticketing and game day operations for all home athletic events, scheduling and rental of athletic facilities, and overseeing the maintenance of all facilities.



DEVON MONTGOMERY

Director of Game Operations
and Ticketing


Devon Montgomery joined the Bellarmine University Athletics staff in 2024 as the Director of Game Operations and Ticketing. Montgomery is a former Division-I athlete who competed in the pole vault for Western Kentucky University track and field from 2019-24. He was named to the CUSA Commissioner's Honor Roll multiple times.



JASON EICHE

Director of Athletic
Corporate Sponsorships

Jason Eiche joined the Bellarmine Athletics staff in 2020 as the university was rising to NCAA Division I status. In his first year, Eiche helped Bellarmine double its corporate sponsorship of athletics programs. Eiche was a sales and marketing manager for ESPN Louisville and the director of corporate sponsorships at Louisville City FC.



JO GRIFFIN

Head Sports
Performance Coach

Jo Griffin joined the Bellarmine University Athletics staff in August of 2022 when he was named as the Head Sports Performance Coach. He is a graduate of Kentucky Wesleyan College with a bachelor's degree in exercise science, and he holds a master's in leadership innovation from the University of Evansville.





2025 BELLARMINE KNIGHTS ROSTER

NO.	PLAYER	POS.	B/T	HT.	WT.	YR.	HOMETOWN / HIGH SCHOOL / PREVIOUS COLLEGE(S)
0	Andres Castro	UTL	R/R	5-11	200	R-Sr.	Elizabeth NJ / St. Benedict's Prep / Tulane/Monroe College
1	Luke Scales	INF	R/R	6-1	205	Jr.	Owensboro, KY / Owensboro Catholic
2	Grant Borden	INF	R/R	6-2	185	R-Fr.	Sellersburg, IN / Providence HS / Mercer
3	Jackson Case	OF	S/R	6-3	195	Gr.	Louisville, KY / Trinity
4	Zac Jones	INF	R/R	6-1	200	R-Jr.	Rochester Hills, MI / Stoney Creek / Ball State
5	Landon Akers	INF	R/R	6-1	198	R-Fr.	Louisville, KY / St. Xavier
6	Eli Watson	OF/INF	L/R	6-1	195	R-Jr.	Jeffersonville, IN / Providence HS / Western Kentucky/Arizona Western
7	Jacob Rowold	OF	L/R	5-10	200	Sr.	Valmeyer, IL / Valmeyer / Southwestern Illinois
8	Jake Agarwal	OF	R/R	6-0	190	Sr.	Chicago, IL / Kenwood Academy / Tulane/Butte College
9	Hudson Cornett	RHP	R/R	6-3	210	Sr.	Lancaster, KY / Garrard County / Bryant & Stratton
10	Mike Sokol	RHP	R/R	6-5	205	R-Sr.	New Albany, OH / New Albany / Wabash Valley
11	Seth Sweet-Chick	INF	R/R	6-2	195	R-Sr.	Goodyear, AZ / Estrella Foothills / Kansas/Nevada/Cumberland
12	Nathaniel Helton	RHP	R/R	6-0	175	R-Jr.	Menifee, CA / Heritage / Univ. of Redlands/Palomar College
13	Nick Gnardellis	UTL	R/R	5-10	202	R-So.	Dix Hills, NY / Commack / Delaware State
15	Connor Pawlowski	C	R/R	6-3	210	R-Jr.	San Jose, CA / Pioneer / Chico State/Butte College
16	Brady Morse	UTL/RHP	R/R	6-2	200	Jr.	Danville, KY / Danville
18	Casey Sorg	INF/OF	S/R	6-4	230	Sr.	Floyds Knobs, IN / Floyd Central
19	Christian Kiper	INF	L/L	6-1	210	Fr.	Elizabeth, IN / South Central
20	Clay Kennedy	RHP	R/R	6-3	210	Gr.	Frankston, TX / Frankston / McNeese State
21	Charlie Rife	C	R/R	6-0	210	Jr.	Waldron, IN / Shelbyville
22	Arren Hash	RHP	R/R	6-0	200	Sr.	Campbellsville, KY / Campbellsville
23	Garrett Rusch	INF	R/R	5-11	180	Jr.	New Castle, IN / New Castle / Allen CC
24	Carson Brower	LHP	L/L	5-10	195	So.	Eaton, OH / Eaton
25	Joey Milto	OF	L/R	6-1	210	Jr.	Greenwood, IN / Roncalli
26	Sam Matherly	RHP	R/R	6-2	185	So.	Danville, KY / Danville
27	Chase Carver	RHP	R/R	6-1	190	So.	Bowling Green, KY / Warren East
28	Mason Acton	C	L/R	6-1	205	Fr.	Somerset, KY / Pulaski County
30	Oliver Ward	RHP	R/R	6-5	225	Jr.	Seattle, WA / North Creek / Northeast CC
31	Holden Groher	RHP	S/R	6-0	205	R-Jr.	Sellersburg, IN / Silver Creek / Butler Univ./John A. Logan
32	Logan Plasencia	RHP	R/R	6-4	225	R-So.	Fort Lauderdale, FL / TNXL Academy / College of Central Florida/Miami Dade
34	Logan Haslam	RHP	R/R	6-5	205	Gr.	Castro Valley, CA / California HS / Willamette
35	Kevin O'Connor	LHP	L/L	6-1	215	Fr.	Chicago, IL / DePaul College Prep
36	Cole McMichael	RHP	R/R	6-7	225	R-Jr.	Louisville, KY / Butler Traditional HS / Lincoln Trail College
37	Zach Horwith	RHP	R/R	6-1	200	R-So.	Castle Rock, CO / Douglas County Fort Scott CC/Wabash Valley
39	Blake Donnan	RHP	R/R	6-6	235	R-Sr.	Taylorville, IL / Taylorville / Olney Central/St. Edwards
44	Cooper Hellman	RHP	R/R	6-4	195	Sr.	Goshen, KY / North Oldham / Western Kentucky/Indiana
46	Aaron Ragat	LHP	L/L	5-10	195	R-So.	Torrance, CA / South Torrance / El Camino College
49	Chase Chamberlain	RHP	R/R	6-0	180	Fr.	Louisville, KY / duPont Manual
50	McKay Whitaker	INF/OF	L/L	6-3	193	R-Fr.	Worthington, OH / Worthington Kilbourne / Indiana
51	Jamie McMahan	LHP	L/L	6-3	225	Gr.	Independence, OH / Independence / Toledo

Head Coach: Ben Reel (1st Season)

Assistant Coach/Recruiting Coordinator: Daylan Nanny

Assistant Coach: Brandon Boxer

Assistant Coach/Pitching Coach: Brayden Simich

Graduate Assistant: Nolan Pender

Student Assistant: Ross Goldschlag









































PRONUNCIATIONS

Bellarmine (BELL-er-men)

0 – Andres Castro (AHN-drace) | 3 – Jackson Case (case of soda) | 7 – Jacob Rowold (ROW-ahld) | 8 – Jake Agarwal (Ag-ER-wall)
 10 – Mike Sokol (SOAK-uhl) | 13 – Nick Gnardellis (NAR-dell-is) | 15 – Connor Pawlowski (Puh-LOW-ski) | 23 – Garrett Rusch (Roosh)
 24 – Carson Brower (short 'o' in Brower) | 28 – Mason Acton (ACT-un) | 31 – Holden Groher (GROW-er)
 32 – Logan Plasencia (PLUH-sin-see-uh) | 39 – Blake Donnan (DON-in) | 46 – Aaron Ragat (RUH-got)





 0 Andres Castro UTL • R-SR • 5-11 • R/R Elizabeth, NJ	 1 Luke Scales INF • JR • 6-1 • R/R Owensboro, KY	 2 Grant Borden INF • R-FR • 6-2 • R/R Sellersburg, IN	 3 Jackson Case OF • GR • 6-3 • S/R Louisville, KY	 4 Zac Jones INF • R-JR • 6-1 • R/R Rochester Hills, MI	 5 Landon Akers INF • R-FR • 6-1 • R/R Louisville, KY	 6 Eli Watson OF/INF • R-JR • 6-1 • L/R Jeffersonville, IN
 7 Jacob Rowold OF • SR • 5-10 • L/R Valmeyer, IL	 8 Jake Agarwal OF • SR • 6-0 • R/R Chicago, IL	 9 Hudson Cornett RHP • SR • 6-3 • R/R Lancaster, KY	 10 Mike Sokol RHP • R-SR • 6-5 • R/R New Albany, OH	 11 Seth Sweet-Chick INF • R-SR • 6-2 • R/R Goodyear, AZ	 12 Nathaniel Helton RHP • R-JR • 6-0 • R/R Menifee, CA	 13 Nick Gnardellis UTL • R-SO • 5-10 • R/R Dix Hills, NY
 15 Connor Pawlowski C • R-JR • 6-3 • R/R San Jose, CA	 16 Brady Morse UTL/RHP • JR • 6-2 • R/R Danville, KY	 18 Casey Sorg INF/OF • SR • 6-4 • S/R Floyds Knobs, IN	 19 Christian Kiper INF • FR • 6-1 • L/L Elizabeth, IN	 20 Clay Kennedy RHP • GR • 6-3 • R/R Frankston, TX	 21 Charlie Rife C • JR • 6-0 • R/R Waldron, IN	 22 Arren Hash RHP • SR • 6-0 • R/R Campbellsville, KY
 23 Garrett Rusch INF • JR • 5-11 • R/R New Castle, IN	 24 Carson Brower LHP • SO • 5-10 • L/L Eaton, OH	 25 Joey Milto OF • JR • 6-1 • L/R Greenwood, IN	 26 Sam Matherly RHP • SO • 6-2 • R/R Danville, KY	 27 Chase Carver RHP • SO • 6-1 • R/R Bowling Green, KY	 28 Mason Acton C • FR • 6-1 • L/R Somerset, KY	 30 Oliver Ward RHP • JR • 6-5 • R/R Seattle, WA
 31 Holden Groher RHP • R-JR • 6-0 • S/R Sellersburg, IN	 32 Logan Plasencia RHP • R-SO • 6-4 • R/R Fort Lauderdale, FL	 34 Logan Haslam RHP • GR • 6-5 • R/R Castro Valley, CA	 35 Kevin O'Connor LHP • FR • 6-1 • L/L Chicago, IL	 36 Cole McMichael RHP • R-JR • 6-7 • R/R Louisville, KY	 37 Zach Horwith RHP • R-SO • 6-1 • R/R Castle Rock, CO	 39 Blake Donnan RHP • R-SR • 6-6 • R/R Taylorville, IL
 44 Cooper Hellman RHP • SR • 6-4 • R/R Goshen, KY	 46 Aaron Ragat LHP • R-SO • 5-10 • L/L Torrance, CA	 49 Chase Chamberlain RHP • FR • 6-0 • R/R Louisville, KY	 50 McKay Whitaker INF/OF • R-FR • 6-3 • L/L Worthington, OH	 51 Jamie McMahon LHP • GR • 6-3 • L/L Independence, OH		



Returning Players



#0

ANDRES CASTRO

R-SR | UTL | 5-11 | 200 | Elizabeth NJ | St. Benedict's Prep | Tulane/Monroe College



0 - ANDRES CASTRO


2024 - REDSHIRT JUNIOR

- In first season at Bellarmine, ranked third on team in on-base percentage (.368) and runs scored (29), tied for third in stolen bases (nine), was fourth in batting average (.293) and doubles (nine), was fifth in hits (44) and walks (15) and tied for fifth in total bases (61)
- Homered twice and notched 18 RBI while carrying .949 fielding percentage at second base
- Went perfect 9-for-9 on stolen-base attempts...Collected 11 multi-hit games and five multi-RBI games
- 12-game reached base streak ranked fourth on team
- Started in 43 of 46 games in which he appeared
- Batted .291 with seven doubles and 18 runs scored in ASUN play
- In season opener and Bellarmine debut, launched two-run homer against Tennessee Tech
- Stole two bases against Samford on March 3 and Louisville on March 19
- Smacked three-run homer and tallied season-high four RBI against Morehead State on April 30
- Doubled twice against ASUN foes Eastern Kentucky on May 4 and Lipscomb on May 10
- In final ASUN series against Queens, went 4-for-6 with three runs scored in two games



BEFORE BELLARMINE

- Began college career at Tulane and Monroe College before arriving at Bellarmine
- As a redshirt freshman at Monroe, batted a team-high .344 with 55 hits, 10 doubles, three homers, three triples, 14 stolen bases, 35 RBI and a .402 on-base percentage
- As a sophomore, batted .283 with 32 hits, four doubles, a triple, nine stolen bases and 11 RBI
- Named 2022 NJCAA D1 Juco honorable-mention All-American and NJCAA Region 15 Player of the Year
- Helped lead Monroe to a NJCAA Region 15 championship
- Recognized as a Top Incoming Freshman entering AAC while playing for Tulane
- Named to Dean's list at Tulane and Monroe
- Played high school baseball at St. Benedict's Prep in New Jersey and was an All-State selection
- Named to Perfect Game's Top 500 in nation and ranked as sixth-best shortstop in New Jersey by Perfect Game
- Played club ball for Tri State Arsenal
- Is fluent in two languages



CASTRO'S CAREER STATS

Year	avg	gp-gs	ab	r	h	2b	3b	hr	rbi	tb	slg%	bb	hbp	so	gdp	ob%	sf	sh	sb-att	po	a	e	fld%
2024	.293	46-43	150	29	44	9	1	2	18	61	.407	15	4	38	3	.368	2	2	9-9	71	79	8	.949
TOTAL	.293	46-43	150	29	44	9	1	2	18	61	.407	15	4	38	3	.368	2	2	9-9	71	79	8	.949



Returning Players



#1
LUKE SCALES

JR | INF | 6-1 | 205 | Owensboro, KY | Owensboro Catholic HS



1 - LUKE SCALES

HONORS & AWARDS

- 2023 ASUN Honor Roll
- 2024 College Sports Communicators' Academic All-District Team
- 2024 ASUN Honor Roll

2024 - SOPHOMORE

- Led team in walks with 20 while tying for team lead with 12 doubles
- Ranked third on team in batting average (.294), hits (52) and total bases (69), tied for third in RBI (25) and was fourth in on-base percentage (.362)
- Added one homer, one triple, 22 runs scored and four stolen bases while carrying a .946 fielding percentage at shortstop
- 16 multi-hit games tied for second on team and had six multi-RBI games
- In ASUN play, batted a team-high .392 with 12 doubles, 19 RBI, 17 runs scored and a .464 on-base percentage
- Started all 48 games in which he appeared
- Built a pair of nine-game hitting streaks, including a seven-game stretch from March 22-30 in which he registered multiple hits in six of seven outings
- Batted .429 (6-for-14) in ASUN series against Jacksonville with two doubles, a triple, six RBI and four runs scored
- Hit .636 (7-for-11) in ASUN series against North Florida with three doubles, four RBI and seven runs scored

2023 - FRESHMAN

- As a freshman, ranked third on team in slugging percentage (.424)

while batting .271 with three homers, seven doubles, a triple, 32 hits, 20 RBI and 19 runs scored

- Batted a team-high .319 in ASUN play while collecting 23 hits, including a homer and four doubles, along with 14 RBI and 10 runs scored in conference games
- Made 31 starts in 36 appearances, with 22 at shortstop and six at third base
- Amassed team-high 16-game hitting streak and ranked second with 20-game reached-base streak
- Posted seven multi-hit games and six multi-RBI games
- Had at least one multi-hit game in ASUN series against Austin Peay, Stetson, North Alabama, Lipscomb, Central Arkansas and Jacksonville
- In first collegiate at-bat, launched two-run homer against New Mexico State on Feb. 19



BEFORE BELLARMINE

- Played high school baseball at Owensboro Catholic in Kentucky
- Recognized as Messenger Inquirer Player of the Year, Region Player of the Year, District Player of the Year and first-team All-State while being selected to All-District Team, All-Region Team and All 'A' State Tournament Team
- Team was an All 'A' regional and All 'A' state champion, a two-time district champion and a regional champion
- Played travel ball for Louisville Ironmen and Louisville Legends
- Also played basketball in high school and carried 3.98 GPA



SCALES' CAREER STATS

Year	avg	gp-gs	ab	r	h	2b	3b	hr	rbi	tb	slg%	bb	hbp	so	gdp	ob%	sf	sh	sb-att	po	a	e	fld%
2023	.271	33-31	118	19	32	7	1	3	20	50	.424	7	4	27	1	.328	2	2	3-5	31	59	5	.947
2024	.294	48-48	177	22	52	12	1	1	25	69	.390	20	0	32	3	.362	2	1	4-7	95	114	12	.946
TOTAL	.285	81-79	295	41	84	19	2	4	45	119	.403	27	4	59	4	.348	4	3	7-12	126	173	17	.946

Year	era	w-l	app	gs	cg	sho	sv	ip	h	r	er	bb	so	2b	3b	hr	bf	bavg	wp	hbp	bk	sfa	sha
2023	16.88	0-1	3	0	0	0/0	0	2.2	4	5	5	3	2	0	0	0	14	.364	2	0	0	0	0
TOTAL	16.88	0-1	3	0	0	0/0	0	2.2	4	5	5	3	2	0	0	0	14	.364	2	0	0	0	0



Returning Players



#3

JACKSON CASE

GR | OF | 6-3 | 195 | Louisville, KY | Trinity HS



3 - JACKSON CASE

HONORS & AWARDS

- 2023 ASUN Honor Roll
- 2024 ASUN Honor Roll

2024 - REDSHIRT JUNIOR

- Appeared in 19 games with 10 starts
- Collected five hits, including a double, with 11 walks, three RBI and six runs scored
- Carried a perfect 1.000 fielding percentage in the outfield
- Scored two runs against UNC Asheville on Feb. 24
- Drew three walks against Southern Indiana on March 10
- Registered a base hit in three straight appearances against Austin Peay (April 7), Western Kentucky (April 10) and North Alabama (April 13), with a double in the former and three walks in the latter, along with an RBI each against WKU and UNA

2023 - REDSHIRT SOPHOMORE

- Limited to six games due to injury and started five of them
- Launched a two-run homer against Eastern Illinois on March 21

2022 - REDSHIRT FRESHMAN

- Appeared in five games with three starts before season-ending

injury


- Batted .333 with four hits, a double, an RBI, a walk and two runs scored
- Went 2-for-4 with an RBI double and run scored against Murray State on March 2

2021 - FRESHMAN

- Redshirted

BEFORE BELLARMINE

- Played high school baseball at Trinity in Kentucky
- In 2019, helped team reach the state semifinals and capture a 7th Region championship
- As a member of the Louisville Jayhawks travel organization, was a Perfect Game All-Tournament team selection and was a part of a Best of the West championship
- As a striker with the Trinity soccer team, led team in goals in 2019 and made the District All-Tournament team
- Made several academic Honor Rolls and the Principal's List



CASE'S CAREER STATS

Year	avg	gp-gs	ab	r	h	2b	3b	hr	rbi	tb	slg%	bb	hbp	so	gdp	ob%	sf	sh	sb-att	po	a	e	fld%
2022	.333	5-3	12	2	4	1	0	0	1	5	.417	1	0	3	0	.385	0	0	0-0	4	0	1	.800
2023	.077	6-5	13	1	1	0	0	1	2	4	.308	0	1	6	0	.143	0	0	0-0	4	0	1	.800
2024	.125	19-10	40	6	5	1	0	0	3	6	.150	11	1	8	1	.327	0	0	0-0	19	1	0	1.000
TOTAL	.154	30-18	65	9	10	2	0	1	6	15	.231	12	2	17	1	.304	0	0	0-0	27	1	2	.933



Returning Players



#4

ZAC JONES

R-JR | INF | 6-1 | 200 | Rochester Hills, MI | Stoney Creek HS | Ball State



4 - ZAC JONES

HONORS & AWARDS

- 2024 ASUN Honor Roll

2024 - REDSHIRT SOPHOMORE

- In first season at Bellarmine, appeared in 14 games with 10 starts
- Notched eight hits, including a homer, with five walks, two RBI and three runs scored
- In six ASUN games, batted .294
- Built a seven-game reached base streak
- Recorded first hit as a Knight on Feb. 25 against UNC Asheville
- Hit safely in three straight outings against Eastern Illinois (March 12), FGCU (March 16) and Eastern Kentucky (May 4)
- In ASUN series against Lipscomb, launched a homer while going 3-for-7 with two runs scored over two games

BEFORE BELLARMINE

- Played two seasons at Ball State before arriving at Bellarmine and was member of team that won MAC regular-season championship his freshman year and the MAC Tournament title his sophomore year while earning berth in NCAA Tournament

- Played high school baseball at Stony Creek in Michigan and was a four-year varsity starter, a two-time captain and a Coaches Award recipient
- Led the team in home runs, OPS, OPB, runs scored and stolen bases
- In 2021, named to Michigan HS Baseball Coaches Association All-Star Team and Oakland County All-Star Team
- Helped lead Stony Creek to district championship his senior year
- Also played basketball where he was a three-year varsity starter and recipient of Coaches Award while helping lead Stony Creek to 2021 regional finals
- Played club baseball for Louisville Legends Baseball Club National Team and D-Backs Elite
- Recognized on Perfect Game National Championship and World Series All Tournament Teams
- Member of FCA and was an OAA Scholar all four years



JONES' CAREER STATS

Year	avg	gp-gs	ab	r	h	2b	3b	hr	rbi	tb	slg%	bb	hbp	so	gdp	ob%	sf	sh	sb-att	po	a	e	fld%
2024	.216	14-10	37	3	8	0	0	1	2	11	.297	5	0	18	0	.310	0	1	0-0	14	15	2	.935
TOTAL	.216	14-10	37	3	8	0	0	1	2	11	.297	5	0	18	0	.310	0	1	0-0	14	15	2	.935



Returning Players



#5

LANDON AKERS

R-FR | INF | 6-1 | 198 | Louisville, KY | St. Xavier HS



5 - LANDON AKERS

HONORS & AWARDS

- 2024 ASUN Honor Roll

2024 - FRESHMAN

- Redshirted

BEFORE BELLARMINE

- Played high school baseball for St. Xavier in Kentucky
- Was two-time All-District and earned an All-Region accolade while being named Team MVP his senior year after batting .360
- Team captured the 2022 regional and state championships and was two-time district champion in his tenure
- Team finished 31-9 in 2023
- Played travel ball for Jtown Strike
- Also played soccer through junior year and was placekicker on football team his senior year



Returning Players



#7

JACOB ROWOLD

SR | OF | 5-10 | 200 | Valmeyer, IL | Valmeyer HS | Southwestern Illinois



#7 - JACOB ROWOLD

HONORS & AWARDS

- 2024 ASUN Honor Roll

2024 - JUNIOR

- In first season at Bellarmine, appeared in 38 games with 26 starts
- Collected 21 hits, including three homers, three doubles and a triple, along with 16 RBI and 22 runs scored
- Tied for third on team with 16 walks
- Successful on all three stolen-base attempts
- Amassed five multi-hit games and five multi-RBI games
- In Bellarmine debut and season opener, launched a solo homer, walked twice and scored three runs against Tennessee Tech on Feb. 16
- Drew season-high three walks and tied season best with three runs scored against Samford on March 3

- Smashed two-run homer and had season-high three RBI against Southern Indiana on March 10

- Cranked pinch-hit, two-run homer against ASUN foe FGCU on March 15
- Delivered a two-run single and walked twice against ASUN opponent Austin Peay on April 5
- Doubled twice and drove in two runs against Western Kentucky on April 10



BEFORE BELLARMINE

- Began college career at Southwestern Illinois College
- Played high school baseball at Valmeyer in Illinois
- Also played basketball in high school



ROWOLD'S CAREER STATS

Year	avg	gp-gs	ab	r	h	2b	3b	hr	rbi	tb	slg%	bb	hbp	so	gdp	ob%	sf	sh	sb-att	po	a	e	fld%
2024	.214	38-26	98	22	21	3	1	3	16	35	.357	16	0	22	0	.325	0	1	3-3	34	1	2	.946
TOTAL	.214	38-26	98	22	21	3	1	3	16	35	.357	16	0	22	0	.325	0	1	3-3	34	1	2	.946



Returning Players



#8

JAKE AGARWAL

SR | OF | 6-0 | 190 | Chicago, IL | Kenwood Academy | Tulane/Butte College



8 - JAKE AGARWAL

HONORS & AWARDS

- 2024 College Sports Communicators' Academic All-District Team
- 2024 ASUN Honors Graduate
- 2024 ASUN Honor Roll

2024 - JUNIOR

- In first season at Bellarmine, ranked second on team in stolen bases (11), fourth in hits (46), tied for fourth in runs scored (25) and was fifth in doubles (seven)
- Started in 43 of 48 games in which he appeared and batted .274 with 13 RBI
- Carried a .972 fielding percentage with four assists in the outfield
- Ranked fourth on team with 13 multi-hit games and tied for second with an 11-game hitting streak
- That 11-game hitting streak came at outset of Knights career and included four multi-hit performances
- Went 3-for-4 with an RBI, stolen base and two runs scored against ASUN opponent Jacksonville on March 23
- Doubled twice against Murray State on April 23 and ASUN foe Kennesaw State on April 28, going 3-for-3 with an RBI and two runs

scored in the latter

- In the last two games of the ASUN series against Lipscomb, went 4-for-7 with two doubles while adding season-high three RBI in Game 2 of series
- Amassed multiple hits in four straight games from May 11-16, including 3-for-5 effort in opener of ASUN series against Queens



BEFORE BELLARMINE

- Played at Butte College before arriving at Bellarmine and was a two-time first-team All-Conference outfielder and made the All-Academic Team
- In 2023, led team with a .394 batting average and posted a 1.093 OPS
- Team went 33-6 in 2023 and was the GVC Conference champion
- Played high school baseball at Kenwood Academy in Illinois and was a three-year letterwinner and three-year captain
- Was Student Council VP and National Honor Society President



AGARWAL'S CAREER STATS

Year	avg	gp-gs	ab	r	h	2b	3b	hr	rbi	tb	slg%	bb	hbp	so	gdp	ob%	sf	sh	sb-att	po	a	e	fld%
2024	.274	48-43	168	25	46	7	1	0	13	55	.327	11	4	34	3	.333	0	1	11-13	102	4	3	.972
TOTAL	.274	48-43	168	25	46	7	1	0	13	55	.327	11	4	34	3	.333	0	1	11-13	102	4	3	.972



Returning Players



#9

HUDSON CORNETT

SR | RHP | 6-3 | 210 | Lancaster, KY | Garrard County HS | Bryant & Stratton College



9 - HUDSON CORNETT


2024 - JUNIOR

- In first season at Bellarmine, ranked third on team in relief appearances (18) and tied for fifth in overall appearances (19) while striking out 12 in 23.2 innings pitched
- Made eight appearances in ASUN play
- In Bellarmine debut, fired 2.0 scoreless innings Feb. 17 against Tennessee Tech and followed Feb. 20 with a shutout frame against Evansville
- Logged a season-high 3.1 innings and allowed only one run with two strikeouts March 6 against Marshall
- Struck out one in a scoreless inning March 22 against ASUN counterpart Jacksonville
- Fanned one and didn't yield an earned run an inning April 14 against ASUN foe North Alabama



BEFORE BELLARMINE

- Played at Bryant & Stratton in Ohio before arriving at Bellarmine
- In two seasons, made 16 appearances on the mound, including nine starts, and recorded 54 strikeouts in 77.1 innings pitched
- Went 6-2 on the mound
- In 2022, batted .353 with 18 hits, three doubles, eight RBI and 11 runs scored
- Played high school baseball at Garrard County in Kentucky
- Four-time NJCAA Academic All-American
- In 2021, named Perfect Game Preseason All-Region and Central Record Athlete of the Year
- USA Baseball National Team Identification Series team
- Played travel ball for CBC Grays
- Also played basketball and golf in high school



CORNETT'S CAREER STATS

Year	era	w-l	app	gs	cg	sho	sv	ip	h	r	er	bb	so	2b	3b	hr	bf	bavg	wp	hbp	bk	sfa	sha
2024	15.59	0-2	19	1	0	0/0	0	23.2	47	48	41	15	12	10	1	6	140	.395	9	5	0	0	1
TOTAL	15.59	0-2	19	1	0	0/0	0	23.2	47	48	41	15	12	10	1	6	140	.395	9	5	0	0	1





#10

MIKE SOKOL

R-SR | RHP | 6-5 | 205 | New Albany, OH | New Albany | Wabash Valley College



10 - MIKE SOKOL

2024 - REDSHIRT JUNIOR

- In first season at Bellarmine, ranked second on pitching staff in starts (eight) and notched 14 total appearances
- Struck out 15 in 27.1 innings pitched
- Had seven outings, four of which were starts, in ASUN play
- In Knights debut, struck out season-high four batters Feb. 17 against Tennessee Tech
- Tossed season-high 4.0 innings March 2 against Samford
- Supplied a scoreless inning March 19 against Louisville
- Whirled 2.2 shutout innings and struck out two April 20 against ASUN counterpart Central Arkansas
- Notched 1.1 scoreless frames May 12 against ASUN foe Lipscomb

before arriving at Bellarmine

- At Chipola, went 2-0 with a 4.50 ERA and 1.19 WHIP in 26.0 innings pitched over 16 appearances
- At Wabash Valley, went 7-0 in 10 starts and recorded a 4.19 ERA and 1.63 WHIP with 53 strikeouts in 43.0 innings pitched
- Played high school baseball at New Albany in Ohio
- Was named a Preseason All-American in the Central Region and a Preseason Underclass All-American



BEFORE BELLARMINE


- Played at Ohio State, Chipola College and Wabash Valley College



SOKOL'S CAREER STATS

Year	era	w-l	app	gs	cg	sho	sv	ip	h	r	er	bb	so	2b	3b	hr	bf	bavg	wp	hbp	bk	sfa	sha
2024	14.49	0-6	14	8	0	0/0	0	27.1	46	48	44	33	15	8	1	6	165	.359	7	2	1	1	1
TOTAL	14.49	0-6	14	8	0	0/0	0	27.1	46	48	44	33	15	8	1	6	165	.359	7	2	1	1	1





#16

BRADY MORSE

JR | UTL/RHP | 6-2 | 200 | Danville, KY | Danville HS



16 - BRADY MORSE

HONORS & AWARDS

- 2023 ASUN Honor Roll
- 2024 College Sports Communicators' Academic All-District Team
- 2024 ASUN Honor Roll

2024 - SOPHOMORE

- Ranked third on team in doubles (10), fifth in batting average (.276) and tied for fifth in total bases (61)
- Started in 41 of 43 games in which he appeared and compiled 42 hits, including three home runs, 22 RBI and 19 runs scored
- Ranked fifth on team with 12 multi-hit games and added five multi-RBI outings
- In ASUN play, batted .338 with two homers, four doubles, 15 RBI and eight runs scored over 20 games
- Reached base in all five plate appearances against UNC Asheville on Feb. 24, going 3-for-3 with a double and two walks
- In two games in ASUN series against Jacksonville, went 7-for-10 with two doubles, three RBI and two runs scored, with a season-high four hits in the former of the two performances
- Smashed a two-run homer and added an RBI single in ASUN outing against Kennesaw State on April 28
- In final ASUN series against Queens, went 4-for-9 with five RBI, including a three-run homer in Game 2

2023 - FRESHMAN

- As a freshman, appeared in 39 games with 26 starts, including 13 at first base, seven at third base, five at designated hitter and two at pitcher
- Produced 22 hits, including two homers and six doubles, along with 11 RBI and 12 runs scored

- Supplied five multi-hit games
- Committed only two errors and posted a .983 fielding percentage
- Logged nine appearances on the mound and tallied 14.1 innings while striking out four
- Made collegiate debut Feb. 19 against New Mexico State and notched a single and two runs scored
- Doubled in four of five games from Feb. 26-March 7 against Southern Indiana, Mercer and Northern Kentucky
- Launched a go-ahead three-run homer that proved to be the difference against Lipscomb on April 21 and added a solo shot against the Bisons on April 23



BEFORE BELLARMINE

- Played high school baseball at Danville in Kentucky
- In 2022, recognized as a Collegiate Baseball Newspaper All-American while being named 12th Region Player of the Year, 45th District Player of the Year and first-team All-State
- As a senior, batted .476 with six homers, 12 doubles, three triples, 47 RBI and 21 stolen bases while going 10-2 on the mound with a 1.65 ERA and 94 strikeouts in 63.2 innings pitched
- Team went 40-4 in 2021 and was the 45th District champion and 12th Region champion while advancing to Final Four of state tournament
- Team went 30-9 in 2022 and repeated as 12th Region champion while advancing to Sweet Sixteen at state tournament and also making All A State Final Four
- Named Academic All-State all four years




MORSE'S CAREER STATS

Year	avg	gp-gs	ab	r	h	2b	3b	hr	rbi	tb	slg%	bb	hbp	so	gdp	ob%	sf	sh	sb-att	po	a	e	fld%
2023	.218	32-25	101	12	22	6	0	2	11	34	.337	7	0	18	0	.264	2	0	0-0	95	18	2	.983
2024	.276	43-41	152	19	42	10	0	3	22	61	.401	11	2	17	3	.329	2	0	3-5	53	30	7	.922
TOTAL	.253	75-66	253	31	64	16	0	5	33	95	.375	18	2	35	3	.303	4	0	3-5	148	48	9	.956

Year	era	w-l	app	gs	cq	sho	sv	ip	h	r	er	bb	so	2b	3b	hr	bf	bavg	wp	hbp	bk	sfa	sha
2023	6.28	0-1	9	2	0	0/0	0	14.1	19	14	10	3	4	5	4	1	68	.311	0	3	0	1	0
TOTAL	6.28	0-1	9	2	0	0/0	0	14.1	19	14	10	3	4	5	4	1	68	.311	0	3	0	1	0



Returning Players



#18

CASEY SORG

SR | INF/OF | 6-4 | 230 | Floyds Knobs, IN | Floyd Central HS



18 - CASEY SORG

HONORS & AWARDS

- 2023 ASUN Honor Roll
- 2024 First-Team All-ASUN
- 2024 ASUN Honor Roll

2024 - JUNIOR


- Led team in batting average (.348), home runs (14), RBI (49), hits (72), runs scored (50), triples (three), slugging percentage (.638), on-base percentage (.416) and total bases (132)
- Tied for first on team in doubles (12), was second in walks (18) and tied for third in stolen bases (nine)
- Also topped team in hitting streak (16), reached-base streak (16), multi-hit games (22) and multi-RBI games (12)
- At end of regular season, tied for fourth in ASUN in triples, tied for seventh in hits, ranked eighth in total bases, ranked 11th in both batting average and slugging percentage, tied for 11th in homers, tied for 12th in RBI and tied for 13th in runs scored
- In ASUN play, batted .363/.432/.653 with eight homers, eight doubles, two triples, six steals, 34 RBI and 32 runs scored
- Started all 53 games in which he appeared and carried a .990 fielding percentage primarily at first base
- In ASUN series finale March 24 against Jacksonville, monster performance included season highs of three homers, six RBI, four hits and five runs scored
- In the Jacksonville series, batted .533 (8-for-15) with four homers, a double, eight RBI and a 1.400 slugging percentage
- In ASUN series against North Florida, batted .533 (8-for-15) with a homer, two doubles, eight RBI and seven runs scored
- Launched two homers against No. 2 Tennessee on April 16
- Went deep in three straight games from May 5-10, bracketing long balls against conference foes Eastern Kentucky and Lipscomb around a shot against Western Kentucky

2023 - SOPHOMORE

- Ranked second on team in total bases (77) and runs scored (26), tied for second in doubles (nine) and walks (17) and was fourth in batting average (.277), slugging percentage (.418), home runs (five) and hits (51)
- Tied for team lead with 16 multi-hit games, responsible for a team-best 21-game reached-base streak and ranked second on team with a 15-game hitting streak
- Made five appearances on the mound and posted a 1.50 ERA with 10 strikeouts in 6.0 innings pitched while boasting a .174 batting average against
- Supplied season-high three RBI on the strength of a three-run homer against Western Kentucky on Feb. 28
- From March 9-25, piled up seven multi-hit games over a 10-game stretch
- Homered in consecutive games against Evansville and Eastern Kentucky on March 15 and 17, and also struck out the side in 1.0 inning of work in the former contest

2022 - FRESHMAN

- In first season at Bellarmine, made 15 appearances on the mound and also recorded plate appearances in 15 games
- Batted .320 with 16 hits, two doubles, one triple, two stolen bases, seven RBI and 11 runs scored
- Had four multi-hit games and a five-game hitting streak
- On the mound, struck out 17 batters in 22.0 innings pitched and his 4.91 ERA and .195 batting-average against were both best among the team's relievers
- In April 9-10 series against North Alabama, went 6-for-13 with a double, triple, five RBI and six runs scored



BEFORE BELLARMINE

- Played high school baseball at Floyd Central in Indiana and was a three-year letter winner
- Ranked as No. 2 second baseman in state of Indiana for the class of 2021 by Prep Baseball Report
- Named first-team All-Area and finalist for Area Player of the Year by the News and Tribune
- Recognized as first-team All-District and first-team All-Hoosier Hills Conference
- Honored as Team MVP in leading squad to 22-8 record and sectional championship
- Dad Jay played baseball and was head coach at Morehead State and also was drafted, played and was a hitting coach and a manager in the Cincinnati Reds minor league system



SORG'S CAREER STATS

Year	avg	gp-gs	ab	r	h	2b	3b	hr	rbi	tb	slg%	bb	hbp	so	gdp	ob%	sf	sh	sb-att	po	a	e	fld%
2022	.320	15-14	50	11	16	2	1	0	7	20	.400	3	0	16	2	.358	0	0	2-2	25	21	3	.939
2023	.277	49-49	184	26	51	9	1	5	20	77	.418	17	2	46	5	.343	1	2	2-6	82	4	8	.915
2024	.348	53-53	207	50	72	12	3	14	49	132	.638	18	6	43	4	.416	0	1	9-10	265	18	3	.990
TOTAL	.315	117-116	441	87	139	23	5	19	76	229	.519	38	8	105	11	.379	1	3	13-18	372	43	14	.967

Year	era	w-l	app	gs	cq	sho	sv	ip	h	r	er	bb	so	2b	3b	hr	bf	bavg	wp	hbp	bk	sfa	sha
2022	4.91	0-0	15	1	0	0/0	0	22.0	15	18	12	23	17	5	0	2	106	.195	6	4	0	1	1
2023	1.50	0-1	5	3	0	0/0	0	6.0	4	3	1	4	10	0	0	1	28	.174	3	1	0	0	0
TOTAL	4.18	0-1	20	4	0	0/0	0	28.0	19	21	13	27	27	5	0	3	134	.190	9	5	0	1	1





#21
CHARLIE RIFE

JR | C | 6-0 | 210 | Waldron, IN | Shelbyville HS



21 - CHARLIE RIFE

HONORS & AWARDS

- 2023 ASUN Honor Roll
- 2024 ASUN Honor Roll

2024 - SOPHOMORE

- Ranked second on team in RBI (26) and slugging percentage (.446), tied for second in home runs (six) and was tied for third in walks (16)
- Started in 35 of 37 games in which he appeared and batted .241 with five doubles and 20 runs scored
- Tied for third on team with seven multi-RBI games and added seven multi-hit outings
- In ASUN play, batted .288 with five homers, five doubles, 21 RBI and 19 runs scored
- Collected season-high three hits, including a double, against ASUN opponent Jacksonville on March 24
- Homered in consecutive ASUN games against North Florida and Austin Peay, the latter a three-run shot
- Went deep in consecutive ASUN games against Eastern Kentucky, launching a grand slam in the former and a three-run blast in the latter as part of his season-high five-RBI performance
- In final outing of season, went 2-for-4 with a homer and two RBI against ASUN foe Queens

2023 - FRESHMAN

- As a freshman, appeared in 22 games with 17 starts, all at catcher
- Registered 11 hits, including a homer and two doubles, along with four RBI and six runs scored
- Made collegiate debut Feb. 26 against Southern Indiana and went 1-for-2 with a walk, hit by pitch and run scored
- Homered while going 2-for-2 with two runs scored against Northern Kentucky on March 7
- Went 2-for-2 with a double against Ball State on April 4
- Supplied two hits and a run scored against North Alabama on April 14 and added a hit and RBI against the Lions on April 16



BEFORE BELLARMIN

- Played high school baseball at Shelbyville in Indiana and lettered in all three possible seasons
- Named All-State as a senior and was two-time All-Conference and three-time Academic All-Conference
- Member of National Honor Society
- Played travel ball for PRP Mambas, which was ranked fifth nationally by Perfect Game in 2022



RIFE'S CAREER STATS

Year	avg	gp-gs	ab	r	h	2b	3b	hr	rbi	tb	slg%	bb	hbp	so	gdp	ob%	sf	sh	sb-att	po	a	e	fld%
2023	.204	22-17	54	6	11	2	0	1	4	16	.296	3	5	13	2	.297	2	2	0-0	102	11	2	.983
2024	.241	37-35	112	20	27	5	0	6	26	50	.446	16	2	30	0	.344	1	0	1-2	178	24	5	.976
TOTAL	.229	59-52	166	26	38	7	0	7	30	66	.398	19	7	43	2	.328	3	2	1-2	280	35	7	.978





#22

ARREN HASH

SR | RHP | 6-0 | 200 | Campbellsville, KY | Campbellsville HS



22 - ARREN HASH

HONORS & AWARDS

- 2023 ASUN Honor Roll
- 2024 ASUN Honor Roll

2024 - JUNIOR

- Made 15 appearances on the mound, all in relief...Recorded 10 strikeouts in 21.0 innings pitched
- Had six outings in ASUN play
- Tossed 1.1 scoreless innings Feb. 20 against Evansville
- Struck out one in a shutout inning April 21 against ASUN counterpart Central Arkansas
- Logged a season-high 4.0 innings April 30 against Morehead State
- Posted a scoreless inning May 14 against Southern Illinois.

2023 - SOPHOMORE

- Ranked third on team in appearances with 21, including 17 in relief, and was fourth innings pitched with 40.2
- Struck out 23 batters
- Struck out three in 1.2 scoreless innings of relief against New Mexico State in season opener Feb. 17
- Fanned season-high four in 3.2 innings of relief against New Mexico State on Feb. 19
- Started and tossed season-high 6.0 innings while allowing three runs with three strikeouts against Morehead State on April 18
- Did not allow a run in three of four relief appearances from April 29-May 13, with scoreless outings against Central Arkansas, Louis-

ville and Queens

- In final appearance, tied longest relief outing of season with 3.2 innings of work against Liberty on May 18




2022 - FRESHMAN

- As a freshman, ranked fourth on team in innings pitched with 34.0
- Made 17 appearances on the mound, including five starts, and struck out 16
- In collegiate debut, allowed only one run in 4.0 innings pitched against Gardner-Webb on Feb. 19
- Tossed 1.1 scoreless innings against Eastern Illinois on April 5
- Fanned two in 1.0 scoreless inning against Austin Peay on April 27
- Struck out season-high three in each contest against No. 1 Tennessee, on April 19 and May 10
- Fired 1.0 scoreless inning against North Alabama on May 13

BEFORE BELLARMINE

- Played high school baseball at Campbellsville in Kentucky.
- Was a five-year starter who amassed 14 wins and 228 strikeouts over his career
- On the gridiron, was a four-year starter who was the school's all-time career leader in both passing yards and passing touchdowns
- On the hardwood, was a four-year basketball starter who was the school's all-time career leader in 3-pointers and also the single-season and single-game record holder in 3-pointers



HASH'S CAREER STATS

Year	era	w-l	app	gs	cg	sho	sv	ip	h	r	er	bb	so	2b	3b	hr	bf	bavg	wp	hbp	bk	sfa	sha
2022	12.18	0-3	17	5	0	0/0	0	34.0	50	49	46	22	16	12	1	8	179	.355	3	13	0	1	2
2023	7.97	0-2	21	4	0	0/0	0	40.2	63	46	36	14	23	16	1	10	205	.354	4	4	2	7	2
2024	13.29	0-0	15	0	0	0/0	0	21.0	46	35	31	8	10	10	1	6	123	.430	3	6	1	2	0
TOTAL	10.63	0-5	53	9	0	0/0	0	95.2	159	130	113	44	49	38	3	24	507	.373	10	23	3	10	4



Returning Players



#24

CARSON BROWER

SO | LHP | 5-10 | 195 | Eaton, OH | Eaton HS



24 - CARSON BROWER

HONORS & AWARDS

- 2024 ASUN Honor Roll

2024 - FRESHMAN

- As a freshman, appeared in 13 games on the mound with one start and struck out five in 13.0 innings pitched
- Had six outings in ASUN play
- In collegiate debut, logged 2.0 innings while striking out one Feb. 20 against Evansville
- In two appearances in a series against Samford, totaled 1.0 scoreless inning
- Fired 2.0 shutout frames March 24 against ASUN counterpart Jacksonville

BEFORE BELLARMINE

- Played high school baseball at Eaton in Ohio

- Named 2023 All-League Pitcher of the Year
- Two-time first-team All-League and 2023 second-team All-Area along with 2022 All-Area Academic Team
- Posted a 12-3 record with four saves and a 2.08 ERA over 27 career appearances while striking out 107 in 101.0 innings pitched
- Went 7-0 with two saves as a junior
- Carried 1.71 ERA as a senior
- Team was the 2022 district champion
- Also played basketball and soccer
- Member of FCA, Honor Society and Ping Pong Club and was a Student Council Class Secretary, a Peer Leader and Freshman Focus Mentor and an office aide
- Played club baseball for Canes Baseball Club



BROWER'S CAREER STATS

Year	era	w-l	app	gs	cg	sho	sv	ip	h	r	er	bb	so	2b	3b	hr	bf	bavg	wp	hbp	bk	sfa	sha
2024	15.23	0-1	13	1	0	0/0	0	13.0	34	23	22	5	5	11	0	4	76	.493	1	1	0	1	0
TOTAL	15.23	0-1	13	1	0	0/0	0	13.0	34	23	22	5	5	11	0	4	76	.493	1	1	0	1	0



Returning Players



#25

JOEY MILTO

JR | OF | 6-1 | 210 | Greenwood, IN | Roncalli HS



25 - JOEY MILTO

HONORS & AWARDS

- 2023 ASUN Honor Roll
- 2024 ASUN Honor Roll

2024 - SOPHOMORE

- Appeared in 32 games with 25 starts and batted .261 with 23 hits, 11 RBI and nine runs scored
- Carried a .981 fielding percentage in the outfield
- Notched six multi-hit games
- Posted three-hit outings against UNC Asheville on Feb. 25 and Southern Indiana on March 11, with a season-high two RBI in the former performance
- In ASUN series against FGCU and North Alabama, went 3-for-9 and 2-for-5, respectively
- Built a six-game hitting streak near end of season, half of which were multi-hit outings
- Batted .385 (5-for-13) with two RBI and two runs scored in ASUN series against Lipscomb
- Reached base four times in five plate appearances against ASUN foe Queens on May 16, going 2-for-3 with two walks

2023 - FRESHMAN

- As a freshman, appeared in 11 games with three starts, all in right field
- Batted .313 after going 5-for-16 and had an RBI and two runs scored
- Made collegiate debut Feb. 26 at Southern Indiana
- Supplied a single, RBI and run scored against Mercer on March 5

- Went 2-for-2 against Jacksonville on May 6
- Tallied a base hit against Evansville on May 9 and followed with another against Queens on May 14



BEFORE BELLARMINE

- Played high school baseball at Roncalli and was a three-year varsity letterman and team captain.
- Named first-team All-Conference in 2021 and 2022 and was selected to 2021 All-USA Central Indiana Baseball Postseason Super Team
- Recipient of Roncalli’s Male All Sports Legacy Award and Male Scholar Athlete Award, was a Male Spirit of Roncalli Award finalist and received 2021 Baseball Legacy Award, 2022 Baseball Sportsmanship Award and 2022 Roncalli Baseball Mental Attitude Award
- Team was 2021 Circle City Conference champion
- Also played football in high school and team was 2020 Indiana Class 4A state champion and 2021 Circle City Conference champion
- Played travel ball for Indiana Nitro Gold, Indiana Bulls and PRP Mambas
- Was two-time Academic All-State in both baseball and football
- Recognized as Honors Economics Student of the Year and Honors World History Student of the Year while receiving Academic Honors Diploma with Distinction
- Member of National Honor Society



MILTO'S CAREER STATS

Year	avg	gp-gs	ab	r	h	2b	3b	hr	rbi	tb	slg%	bb	hbp	so	gdp	ob%	sf	sh	sb-att	po	a	e	fld%
2023	.313	11-3	16	2	5	0	0	0	1	5	.313	2	1	2	0	.421	0	0	0-2	12	0	0	1.000
2024	.261	32-25	88	9	23	1	0	0	11	24	.273	7	3	20	2	.337	0	1	2-4	52	0	1	.981
TOTAL	.269	43-28	104	11	28	1	0	0	12	29	.279	9	4	22	2	.350	0	1	2-6	64	0	1	.985





#26

SAM MATHERLY

SO | RHP | 6-2 | 185 | Danville, KY | Danville HS



26 - SAM MATHERLY

HONORS & AWARDS

- 2024 ASUN Honor Roll

2024 - FRESHMAN

- As a freshman, tied for third on team in starts (seven), ranked fifth in innings pitched (28.0) and tied for fifth in appearances (19) while accumulating 10 strikeouts
- 11 appearances and seven starts came in ASUN play
- In collegiate debut, fired 3.0 scoreless innings of relief while striking out two Feb. 18 against Tennessee Tech
- Notched a shutout inning with a strikeout March 15 against ASUN foe FGCU
- Started and tossed 4.0 scoreless frames March 28 against ASUN counterpart North Florida
- Recorded a shutout inning April 16 against No. 2 Tennessee
- Did not allow a hit in 2.0 innings of work April 26 in an ASUN con-

test against Kennesaw State

- In final ASUN series, struck out one while posting a scoreless inning May 18 against Queens



BEFORE BELLARMINE

- Played high school baseball at Danville in Kentucky
- Named to the 45th District All-Tournament Team in 2023 and was three-time Academic All-State
- Team went 40-4 his sophomore year while advancing to the state semifinals after capturing the 45th District and 12th Region championships
- Team went 30-9 his junior year while winning the 12th Region title and earning a berth in the State Tournament Sweet Sixteen



MATHERLY'S CAREER STATS

Year	era	w-l	app	gs	cg	sho	sv	ip	h	r	er	bb	so	2b	3b	hr	bf	bavg	wp	hbp	bk	sfa	sha
2024	13.50	0-2	19	7	0	0/0	0	28.0	44	44	42	23	10	7	3	4	152	.367	7	4	1	3	2
TOTAL	13.50	0-2	19	7	0	0/0	0	28.0	44	44	42	23	10	7	3	4	152	.367	7	4	1	3	2



Returning Players



#27

CHASE CARVER

SO | RHP | 6-1 | 190 | Bowling Green, KY | Warren East HS



27 - CHASE CARVER

HONORS & AWARDS

- 2024 ASUN Honor Roll

2024 - FRESHMAN

- As a freshman, ranked third on team in overall appearances (21) and tied for fourth in relief appearances (16) while striking out 12 in 24.2 innings pitched
- Made 10 appearances in ASUN play
- In collegiate debut, tossed a scoreless inning and struck out one Feb. 17 against Tennessee Tech
- Struck out one while firing a shutout frame March 19 against Louisville
- In consecutive outings against No. 2 Tennessee on April 16 and ASUN counterpart Central Arkansas on April 19, pitched two-thirds of a scoreless inning with a strikeout against the Vols
- Notched a shutout inning April 30 against Morehead State
- Posted a scoreless frame against ASUN foes Lipscomb on May 12 and Queens on May 18

BEFORE BELLARMINE

- Played high school baseball at Warren East in Kentucky
- Named second-team All-State in 2023 and was a three-time All-District and three-time Academic All-State selection
- Posted 2.74 career ERA with 15 wins and three shutouts while striking out 153 in 117.2 innings pitched
- Carried .312 career batting average with 102 hits, nine homers, 25 doubles, four triples, 53 stolen bases, 80 RBI and 101 runs scored
- Team was the 2023 Class 2A state champion and was a district champion in 2022
- Played travel ball for Kentucky Baseball Club and Kentucky Prospects
- Member of FFA and FCA



CARVER'S CAREER STATS

Year	era	w-l	app	gs	cg	sho	sv	ip	h	r	er	bb	so	2b	3b	hr	bf	bavg	wp	hbp	bk	sfa	sha
2024	12.77	0-5	21	5	0	0/0	0	24.2	50	40	35	22	12	16	0	3	147	.427	11	3	1	4	1
TOTAL	12.77	0-5	21	5	0	0/0	0	24.2	50	40	35	22	12	16	0	3	147	.427	11	3	1	4	1



Returning Players



#31

HOLDEN GROHER

R-JR | RHP | 6-1 | 190 | Sellersburg, IN | Silver Creek HS | Butler/John A. Logan College



31 - HOLDEN GROHER

2024 - REDSHIRT SOPHOMORE

- In first season at Bellarmine, made 15 appearances on the mound, all in relief
- Struck out 11 in 17.1 innings pitched
- Had seven outings in ASUN play
- In five consecutive appearances from March 10-24, did not allow a run, a stretch that included one showing against ASUN counterpart FGCU and two against conference foe Jacksonville
- Tossed a scoreless inning April 10 against Western Kentucky
- Fired 1.1 shutout innings April 27 in ASUN contest against Kenesaw State and followed by earning win in season-high 3.0 innings May 11 against conference opponent Lipscomb

BEFORE BELLARMINE

- Played at Butler University his freshman season and for John A. Logan College before arriving at Bellarmine

- In 2023 at John A. Logan, went 1-0 in seven relief appearances while striking out six in 5.0 innings pitched
- Played high school baseball at Silver Creek in Indiana and was a three-year starter
- Named All-Conference and Team MVP... Posted a 1.07 ERA with eight wins while striking out 83 over 72 innings pitched..
- Carried a .419 batting average with 37 RBI on 39 hits
- Helped team post a 23-9-1 overall record that included a 9-0 mark in conference action
- Part of three sectional championships, two regional titles and one semi-state championship
- Helped the Canes Midwest win 50 games during the club season
- Also played basketball



GROHER'S CAREER STATS

Year	era	w-l	app	gs	cg	sho	sv	ip	h	r	er	bb	so	2b	3b	hr	bf	bavg	wp	hbp	bk	sfa	sha
2024	11.94	1-1	15	0	0	0/0	0	17.1	24	31	23	17	11	5	0	4	97	.333	7	6	0	0	2
TOTAL	11.94	1-1	15	0	0	0/0	0	17.1	24	31	23	17	11	5	0	4	97	.333	7	6	0	0	2



Returning Players



#36

COLE McMICHAEL

R-JR | RHP | 6-7 | 225 | Louisville, KY | Butler Traditional HS | Lincoln Trail College



36 - COLE McMICHAEL

HONORS & AWARDS

- 2024 ASUN Honor Roll

2024 - REDSHIRT JUNIOR

- In first season at Bellarmine, made nine appearances on the mound, all in relief...Struck out five in 9.0 innings pitched
- Five of his appearances came in ASUN play
- In Knights debut, tossed scoreless inning against Samford on March 3 and followed with another against Southern Indiana on March 11
- Bridged a shutout inning against ASUN counterparts Jacksonville on March 22 and North Alabama on April 13 around season highs of 2.0 innings and two strikeouts against conference foe Austin Peay on April 6

BEFORE BELLARMINE

- Began college career at Lincoln Trail College
- In 2023, made 11 appearances with two starts and went 2-1 with a save
- Struck out 20 in 17.2 innings pitched

- Was two-time first-team Academic All-Conference and named a Top 150 junior college prospect by PBR
- Played high school baseball at Butler Traditional in Kentucky
- Two-time All-State while ranked as 20th overall best prospect in Kentucky and 14th at position
- Carried a sub-2.00 ERA throughout high school career
- Team was a two-time district champion
- Played in PBR Future Games, twice played in Top Prospect Games and was a 2021 Perfect Game Preseason All-American
- Played club ball for Canes Midwest and was a 17U national champion while making the WWBA All-Tournament Team
- Also played basketball and garnered All-Region accolades as a senior as team was a state semifinalist, a region champion and a two-time district champion during his career
- Member of FCA



McMICHAEL'S CAREER STATS

Year	era	w-l	app	gs	cg	sho	sv	ip	h	r	er	bb	so	2b	3b	hr	bf	bavg	wp	hbp	bk	sfa	sha
2024	7.00	0-0	9	0	0	0/0	0	9.0	11	7	7	9	5	1	0	2	48	.306	3	3	0	0	0
TOTAL	7.00	0-0	9	0	0	0/0	0	9.0	11	7	7	9	5	1	0	2	48	.306	3	3	0	0	0



Returning Players



#39

BLAKE DONNAN

R-SR | RHP | 6-6 | 235 | Taylorville, IL | Taylorville HS | Olney Central College/St. Edwards



39 - BLAKE DONNAN

HONORS & AWARDS

- 2024 ASUN Honor Roll


2024 - SENIOR

- In first season at Bellarmine, ranked fifth on team with six starts and had eight overall appearances on mound before injury
- Struck out 11 in 15.0 innings pitched
- Had season highs of 3.1 innings and three strikeouts March 3 against Samford
- Tossed 2.2 innings against Southern Indiana on March 11 and 2.0 against ASUN counterpart FGCU on March 16, allowing just one run each outing

BEFORE BELLARMINE

- Played two seasons at Olney Central College and another at St. Edwards University before arriving at Bellarmine

- In final season at Olney, started in seven of nine appearances and earned two wins while striking out 25 in 29.1 innings pitched
- Made six appearances in his season at St. Edwards, striking out two in 4.1 innings pitched
- Was a two-time second-team Academic All-American at Olney
- Played high school baseball at Taylorville in Illinois
- Named Apollo Conference All-Academic in baseball and football as a sophomore and junior and was an Illinois State Scholar
- Played football for three years and basketball for one year
- Member of Student Council and FCA
- Played high school summer ball for the Decatur Commodores



DONNAN'S CAREER STATS

Year	era	w-l	app	gs	cg	sho	sv	ip	h	r	er	bb	so	2b	3b	hr	bf	bavg	wp	hbp	bk	sfa	sha
2024	12.00	0-5	8	6	0	0/0	0	15.0	19	24	20	16	11	3	0	2	85	.328	7	7	0	4	0
TOTAL	12.00	0-5	8	6	0	0/0	0	15.0	19	24	20	16	11	3	0	2	85	.328	7	7	0	4	0



Returning Players



#44

COOPER HELLMAN

SR | RHP | 6-4 | 195 | Goshen, KY | North Oldham HS | Western Kentucky/Indiana



44 - COOPER HELLMAN

HONORS & AWARDS

- 2024 ASUN Honor Roll


2024 - JUNIOR

- In first season at Bellarmine, tied for third on team in starts (seven) and ranked fifth in strikeouts (21) while logging 22.2 innings pitched
- In Knights debut, struck out five in 3.0 scoreless innings while earning win against Tennessee Tech on Feb. 16
- Fanned five in season-high 4.0 innings and didn't allow an earned run Feb. 23 against UNC Asheville
- Struck out four in 3.0 innings against Samford on March 2 and fanned three in 2.0 innings against ASUN counterpart Austin Peay on April 7

BEFORE BELLARMINE

- Began college career at Western Kentucky University and Indiana University, playing one season at each

- At WKU in 2022, made 16 appearances with eight starts on the mound and collected one win
- Earned first collegiate victory against FIU
- Held opponents to three or fewer runs in 11 appearances, including three starts
- In 2023 at Indiana, made eight appearances, all in relief
- Posted five scoreless appearances
- Played high school baseball at North Oldham in Kentucky where he was a three-year letterwinner
- Rated as the No. 11 overall prospect and No. 9 right-handed pitcher in Kentucky by Prep Baseball
- Selected third-team All-State and earned first-team All-Region and All-District as a senior
- Went 6-2 with a 1.62 ERA as a senior while striking out 67 batters in 47.2 innings of work



HELLMAN'S CAREER STATS

Year	era	w-l	app	gs	cg	sho	sv	ip	h	r	er	bb	so	2b	3b	hr	bf	bavg	wp	hbp	bk	sfa	sha
2024	13.10	1-7	11	7	0	0/0	0	22.2	42	42	33	25	21	12	1	8	139	.408	9	5	0	2	4
TOTAL	13.10	1-7	11	7	0	0/0	0	22.2	42	42	33	25	21	12	1	8	139	.408	9	5	0	2	4






55

#2

GRANT BORDEN

R-FR | INF | 6-2 | 185 | Sellersburg, IN | Providence HS | Mercer

BEFORE BELLARMINE: Played 2024 season at Mercer...Won an Indiana high school state championship at Our Lady of Providence...Graduated with a 3.8 GPA and was a member of the National Honor Society...Played travel ball for Team Elite...Also played basketball in high school.



#6
ELI WATSON

R-JR | INF/OF | 6-1 | 195 | Jeffersonville, IN | Providence HS | Western Kentucky/Arizona Western

BEFORE BELLARMINE: Played first two college seasons at Western Kentucky before playing in 2024 at Arizona Western...As a redshirt sophomore at Arizona Western, appeared in 53 games while batting .319 with 59 hits, 14 doubles, 29 RBI, 37 runs scored and 12 stolen bases...Carried a .430 on-base percentage for the Matadors...Amassed 16 multi-hit games, including five outings with three hits or more...In 2023 at Western Kentucky, appeared in 12 games and batted .250 with a home run, double and six RBI...Recorded first collegiate hit, a home run, and drove in a season-best four runs in a win over Austin Peay...Played high school baseball at Providence in Indiana and helped team to 2021 Class 2A state championship...In 2021, named honorable-mention All-State, recognized as South All-Star and was member of All-PBR Team Indiana...Lettered four times in baseball and two times in basketball.



57

#11

SETH SWEET-CHICK

R-SR | INF | 6-2 | 195 | Goodyear, AZ | Estrella Foothills | Kansas/Nevada/Cumberland

BEFORE BELLARMINE: Played freshman and sophomore seasons at Kansas, junior year at Nevada and senior season at Cumberland (Tenn.) University...In 2024 at Cumberland, appeared in 38 games with 32 starts and batted .239 with seven homers, six doubles, 21 RBI and 19 runs scored...In 2023 at Nevada, appeared in 13 games and had a homer, seven RBI and four runs scored...In two seasons at Kansas, appeared in 36 games and was named to the 2022 Academic All-Big 12 Second Team and the 2020-21 Academic All-Big 12 Rookie Team...Attended high school at Estrella Foothills in Arizona and was ranked the No. 9 player in Arizona by Perfect Game...Finished his junior season with a .386 batting average and seven doubles, six home runs and 34 RBI...Tallied a 2.05 ERA and a 5-1 record as a pitcher while recording 46 strikeouts in 41 innings pitched...Named first-team All-State in Arizona as an infielder...Served as a quarterback and kicker of football team his senior year...His father, Rick Sweet, played for the Padres, Mets and Mariners, and is the current manager of the Milwaukee Brewers' Triple-A affiliate, the Nashville Sounds; he was the manager of the Louisville Bats, the Cincinnati Reds' Triple-A affiliate, from 2005-11.



#12

NATHANIEL HELTON

R-JR | RHP | 6-0 | 175 | Menifee, CA | Heritage HS | Univ. of Redlands/Palomar College

BEFORE BELLARMINE: Played at University of Redlands and Palomar College in California before joining Knights...In 2023 at Redlands, made 13 appearances with six starts and struck out 19 batters in 24.0 innings pitched...In 2024 at Palomar, made 18 appearances with four starts and went 3-2 with a 2.23 ERA and 23 strikeouts in 36.1 innings pitched.




59

#13

NICK GNARDELLIS

R-50 | UTL | 5-10 | 202 | Dix Hills, NY | Commack HS | Delaware State

BEFORE BELLARMINE: Played two seasons at Delaware State, appearing in 45 games with 41 starts...In 2023, started in 37 of 40 appearances while registering nine homers, nine doubles, 25 RBI and 25 runs scored...Went deep five times in first six games in 2023...Had two-homer games against Merrimack and Delaware and went 3-for-4 in both outings...Had an eight-game RBI streak.



#15

CONNOR PAWLOWSKI

R-JR | C | 6-3 | 210 | San Jose, CA | Pioneer HS | Chico State/Butte College

BEFORE BELLARMINE: Played one season at Chico State and two at Butte College...In 2024 at Butte, batted .367 with a .433 on-base percentage and registered a homer, nine doubles, 22 RBI and 30 runs scored in 41 games...In 2023, hit .265 with three homers, four doubles, 17 RBI and 20 runs scored in 30 games...Played high school baseball at Pioneer in California and earned four varsity letters...Batted .400 during his senior year, earning first-team All-Blossom Valley Athletic League Mt. Hamilton Division honors.



#19

CHRISTIAN KIPER

FR | INF | 6-1 | 210 | Elizabeth, IN | South Central HS

BEFORE BELLARMINE: Attended high school at South Central in Indiana...As a senior, batted .500 while his nine home runs in 21 games ranked second in the state...Also carried a 1.700 OPS and 1.000 fielding percentage his senior year...Batted .430 for his career...Named to 2024 IHBCA All-State team and was a four-time first-team SAC All-Conference recipient...Four-year Silver Slugger and Golden Glove award winner...Team swept sectional and regional titles in 2024...Travel ball team Canes Midwest achieved No. 8 national ranking...Also played basketball in high school, where he was a 1,000-point scorer, a three-time All-Conference and All-Sectional recipient, and a representative of the South team at the 2024 Indiana All-Star Game.



#20

CLAY KENNEDY

GR | RHP | 6-3 | 210 | Frankston, TX | Frankston | McNeese State University

BEFORE BELLARMINE: Played two seasons at McNeese State...As a redshirt junior in 2024, struck out five batters in 6.2 innings pitched over eight appearances...Did not allow a run in four of the outings...Tossed season-high 1.2 innings against Incarnate Word in a scoreless appearance...Fanned season-high two batters in 1.0 inning against Prairie View...Named to Southland Conference Commissioner's Honor Roll in 2023 and 2024 and was also a President's List recipient in the former year...Played travel ball in high school for the Banditos Scout Team.



#23

GARRETT RUSCH

JR | INF | 5-11 | 180 | New Castle, IN | New Castle HS | Allen CC

BEFORE BELLARMINE: Played two seasons at Allen Community College, appearing in 104 games while batting .292 with a .421 on-base percentage and seven homers, four triples, 20 doubles, 26 stolen bases, 52 RBI and 81 runs scored...In 2023, appeared in 52 games and batted .293 with a .431 on-base percentage while collecting a homer, two triples, 11 doubles, 17 stolen bases, 26 RBI and 42 runs scored...In 2024, appeared in 52 games and batted .291 with six homers, two triples, nine doubles, nine stolen bases and 39 runs scored...Attended high school at New Castle in Indiana and also competed in tennis and swimming...Played travel ball for Indiana Bulls.



#28

MASON ACTON

FR | C | 6-1 | 205 | Somerset, KY | Pulaski County HS

BEFORE BELLARMINE: Played high school baseball at Pulaski County in Kentucky...Named Commonwealth Journal Player of the Year and to Kentucky All-State Team in 2023...Was a three-time All-47th District and All-County selection and a two-time 12th Region All-Tournament Team honoree...Team was the 2023 12th Region champion...Played travel ball for the Kentucky Mustangs Arsenal and Kentucky Baseball Club...Was the FCA President for Pulaski County High School...Member of National Honor Society and was Top 10 in graduating class.



#30

OLIVER WARD

JR | RHP | 6-5 | 225 | Seattle, WA | North Creek HS | Northeast CC

BEFORE BELLARMINE: Played two seasons at Northeast Community College...In 2024, went 7-1 with a 2.82 ERA and 72 strikeouts in 67.0 innings pitched...Named first-team ICCAC All-Conference...Fired a combined 12.0 scoreless innings in back-to-back appearances against Southeastern Community College and Kirkwood Community College...Did not allow an earned run in 9.0 innings against North Iowa Area Community College...In 2023, made seven relief appearances and carried a 1.80 ERA while fanning 14 batters over 10.0 innings pitched...Was two-time first-team All-ICCAC Academic Team and two-time second-team All-ICCAC Academic Team.



#32

LOGAN PLASENCIA

R-S0 | RHP | 6-4 | 225 | Fort Lauderdale, FL | TNXL Academy | College of Central Florida/Miami Dade

BEFORE BELLARMINE: Played one season each at College of Central Florida and Miami Dade College...In 2023 at College of Central Florida, appeared in 12 games with six starts and went 1-0 with 26 strikeouts in 22.0 innings pitched...Struck out eight in 5.0 scoreless innings against CCBC Catonsville...Fanned four and didn't allow an earned run in 4.2 innings pitched against Lincoln Land Community College.



#34

LOGAN HASLAM

GR | RHP | 6-5 | 205 | Castro Valley, CA | California HS | Willamette

BEFORE BELLARMINE: Played first four seasons at Willamette University...Made 47 appearances in career, primarily in relief, and went 4-2 with three saves while carrying a 5.51 ERA and striking out 80 in 85.0 innings pitched...Named second-team All-Northwest Conference in 2024 and was an honorable mention selection another season...Made career-high 17 appearances as a junior, all in relief, and went 3-1 with one save while posting a 4.06 ERA with 31 strikeouts in 31.0 innings pitched...As a senior, made 15 appearances with three starts and went 1-1 with two saves while compiling a 3.11 ERA and 35 strikeouts in 37.2 innings pitched...Team was the 2024 NWC Conference Tournament champion and an NCAA III Tournament regional participant...Was a two-time team captain and member of All-Academic Team at California High School...Played travel ball for Headfirst Baseball...Also played rugby in high school.



#35

KEVIN O'CONNOR

FR | LHP | 6-1 | 215 | Chicago, IL | DePaul College Prep

BEFORE BELLARMINE: Attended high school at DePaul College Prep in Illinois...As a senior, carried a 1.15 ERA...Team was the 2023 4th IHSA 2A state champions...Earned honors with distinction academically...Played travel ball for the Chicago Warriors.



#37

ZACH HORWITH

R-50 | RHP | 6-1 | 200 | Castle Rock, CO | Douglas County HS | Fort Scott CC/Wabash Valley

BEFORE BELLARMINE: Played two seasons at Fort Scott Community College and another at Wabash Valley College...In 2024 at Wabash Valley, appeared in 11 games with two starts and went 1-0 with 15 strikeouts in 13.1 innings pitched...Earned win and struck out four in 2.2 innings pitched against Spring Hill JV on Jan. 31...Fanned two in a scoreless inning against Oakland City JV on Feb. 13...Struck out three and didn't allow an earned run in 1.2 innings pitched against Heartland Community College on March 19.



#46

AARON RAGAT

R-S0 | LHP | 5-10 | 195 | Torrance, CA | South Torrance HS | El Camino College

BEFORE BELLARMINE: Played for El Camino College...As a redshirt freshman in 2024, made 13 appearances and recorded a team-high four saves while amassing 33 strikeouts in 28.1 innings pitched...Named first-team All-South Coast Conference...In SCC play, notched a win and four saves while fanning 30 batters in 23.2 innings pitched...Fired 3.1 scoreless innings against East Los Angeles on Feb. 22 and 3.0 more against Long Beach on March 19, securing saves in both outings...Struck out five in 3.1 innings pitched while notching save against Rio Hondo on April 4...Piled up a combined nine strikeouts in 4.2 shutout innings in back-to-back performances against LA Harbor and Sierra on April 12 and 18...Also played basketball at South High School in California.



#49

CHASE CHAMBERLAIN

FR | RHP | 6-0 | 180 | Louisville, KY | duPont Manual

BEFORE BELLARMINE: Played high school baseball at duPont Manual in Kentucky...Earned third-team All-State along with All-District and All-Region accolades...Led state in 2023 with a 0.55 ERA while helping guide team to a 29-7 record that season...Team swept district titles from 2021-24...Named first-team Academic All-State...Played travel ball for Vipers National.



#50

McKAY WHITAKER

R-FR | INF/OF | 6-3 | 193 | Worthington, OH | Worthington Kilbourne HS | Indiana

BEFORE BELLARMINE: Committed to Indiana University out of Worthington Kilbourne High School in Ohio...Ranked as Ohio's top first baseman and sixth overall prospect by Perfect Game for 2022 class...Ranked seventh nationally at first base by Perfect Game for 2022 class...Played travel ball for Cincy Durham Bulls and Brewers Scout Team...Member of National Honor Society.



73

#51

JAMIE McMAHON

GR | LHP | 6-3 | 225 | Independence, OH | Independence HS | Toledo

BEFORE BELLARMINE: Played three seasons at Toledo...Attended high school at Independence in Ohio and was a four-year letter winner...Posted a career record of 13-6 with 140 strikeouts...Was a two-time All-Conference selection and two-time All-Ohio honoree...Also a three-year letter winner in basketball.



3.43

Fall 2024-25 Team GPA

3.39

2023-24 Team GPA

32


ASUN Honor Roll
Recipients in 2023-24

121

ASUN Honor Roll
Recipients in 4 Years

15

ASUN Honors Graduates
in 3 Years
(graduate min. 3.5 GPA)





75

HEAD COACH
BEN REEL



Head Coach - BEN REEL

COACH REEL PROFILE



Ben Reel was named head coach of the Bellarmine University baseball team in September of 2024.

Reel was the head coach of New Albany, Indiana-based IU Southeast of the NAIA for 15 distinguished seasons from 2009-23. He became the Grenadiers' all-time winningest coach and finished his tenure with a 548-264-1 record, including 274-62 in River States Conference play.

Reel departed owning the highest winning percentage in program history (.674). In addition, he spent the last three years prior to his arrival at Bellarmine as an associate scout of the Houston Astros.

Under Reel, IU Southeast captured nine regular-season titles and four conference tournament championships. He guided the Grenadiers to the 2021 NAIA World Series and eight total appearances in the NAIA Opening Round. The 2021 squad set a program record with 50 wins after going 50-16, including 26-1 in RSC action.

Reel, whose teams were ranked in the NAIA Baseball Coaches' Poll Top 25 each year from 2016-23, was recognized as the 2021 NAIA-Ball National Coach of the Year. He was acknowledged as the RSC Coach of the Year nine times.

Reel coached 30 players who entered the professional ranks. That included Cameron Conner, who was chosen in the 20th round of the 2010 Major League Baseball Draft.

Before coaching IU Southeast, Reel was a standout player for the Grenadiers. He was a first-team All-Conference catcher and All-Region selection who was named an NAIA Academic All-American in 2006.

Reel began his college career at NJCAA Division 1 Cleveland State Community College, where he played for legendary athletic director and Hall of Fame coach Mike Policastro while achieving a 1.000 fielding percentage as a catcher for the Cougars in 2002, a season in which the squad was the Tennessee Community College Athletic Association Region 7 runner-up.

Reel graduated from IU Southeast with a bachelor's degree in general studies and a minor in supervision in the spring of 2007. He attended South Dearborn High School in Aurora, Indiana, and was an All-EIAC and All-County selection while playing for Jay Malott.

Reel is married to Morgan Reel and the couple have two children, son Beckham and daughter Mila Jean.

SEASON

1st at Bellarmine, 16th overall

OVERALL RECORD

548-264-1

IU SOUTHEAST HEAD COACH

SEASON	RECORD	CONFERENCE
2009	32-21	13-3
2010	39-20	18-2
2011	38-15-1	23-2
2012	31-25	15-3
2013	28-26	13-6
2014	32-23	11-9
2015	37-18	13-7
2016	43-15	27-1
2017	48-15	25-7
2018	41-14	23-4
2019	37-20	21-6
2020	18-1	6-0
2021	50-16	26-1
2022	41-15	21-4
2023	33-20	20-7
15 seasons	548-264-1	274-62

IUS ACCOMPLISHMENTS/AWARDS

- Program's all-time winningest coach (548 wins)
- Program's all-time highest winning percentage (.674)
- 2021 NAIA World Series appearance
- 8 NAIA Opening Round appearances
- 9 River States Conference regular-season championships
- 4 River States Conference Tournament championships
- 2021 NAIA-Ball National Coach of the Year
- 9x River States Conference Coach of the Year





Daylan Nanny

Assistant Coach/ Recruiting Coordinator

Daylan Nanny joined the Bellarmine University baseball team as the recruiting coordinator/assistant coach in the summer of 2024.

Nanny comes to Bellarmine after serving as the recruiting coordinator and hitting coach for NAIA Louisiana State University Shreveport in a record-breaking 2024 campaign. The native of Plainfield, Indiana, helped power the Pilots to a 44-11 record, including a 28-2 mark in Red River Athletic Conference play where they captured the regular-season title by a historic 10-game margin.

LSU Shreveport was ranked No. 4 in the final NAIA coaches' poll and earned a one-seed in the NAIA Baseball National Championship. In addition to two All-America honors, the Pilots had 13 All-RRAC selections (eight position players and five pitchers) while sweeping the Player and Pitcher of the Year awards. The team finished eighth in the nation with a .339 team batting average and increased its home run total from 40 to 60 in one season.

In 2023, Nanny was an assistant coach and camp coordinator who assisted in recruiting efforts and offensive and outfield development at Western Kentucky University. He helped the Hilltoppers engineer a remarkable turnaround, going from 18-36 overall and 7-23 in Conference USA in 2022 to 33-26 overall and 16-14 in league play in 2023, when WKU advanced to the semifinals of the C-USA Championship and improved in 18 offensive categories.

Fresh off his playing career, Nanny first joined a college coaching staff in 2022 as the recruiting coordinator at juco Wabash Valley College. That season, the Warriors went 59-9 while earning a berth in the NJCAA World Series. As a team, they hit .396 with 82 home runs.

A first baseman and outfielder, Nanny played his freshman season in 2018 at juco Arizona Western College and hit .347 in 57 games while helping drive the team to a 49-16 record and Region 1 championship. He then transferred to Western Carolina University for his final three seasons, starting all 112 games in which he appeared while hitting .305 with 11 homers, 37 doubles and 82 RBI. He batted .332 in 2019 and .306 in 2021, building a 43-game reached base streak in the latter. Nanny played summer ball in the esteemed Cape Cod Baseball League and hit .333 for the YD Red Sox.

Nanny earned a bachelor's degree in psychology with a minor in sports management at Western Carolina.



Brandon Boxer

Assistant Coach

Brandon Boxer joined the Bellarmine University baseball coaching staff as an assistant in the summer of 2024.

Boxer was fresh off his playing career upon becoming a member of Bellarmine's staff. The former catcher/utility played his first two seasons at the University of Charleston, another at Indiana University Southeast and two more at Cumberland (Tenn.) University. At IU Southeast, Boxer played for then-head coach Ben Reel, who is now the head coach of the Knights.

Even though he had just hung up his cleats, Boxer had already gained experience coaching the game upon his arrival at Bellarmine. He was an assistant coach in summer ball in the Ohio Valley League for two years, helping shepherd the Henderson Flash to a divisional title in 2023 and a league championship in 2024.

For his playing career, Boxer batted .312 with 12 homers and 55 stolen bases. In 2022 with IU Southeast, the native of Miamisburg, Ohio, hit a remarkable .398 with three homers, 12 doubles, 19 steals, 38 RBI and 50 runs scored. He was honored with second-team All-River States Conference accolades.

Boxer played his final two college seasons at Cumberland. In 2024, he appeared in 46 games with 38 starts and posted a .403 on-base percentage with five homers, 22 stolen bases and 43 runs scored.

Boxer experienced plenty of team success in his college tenure. He helped lead his squads to a combined four conference championships and two regional titles, and he had a hand in IU Southeast's run to the 2021 NAIA World Series.

Boxer earned his bachelor's degree in applied health science from IU Southeast. He attended Miamisburg High School in Ohio and was an honorable-mention All-Conference catcher.





Brayden Simich
Assistant Coach/
Pitching Coach

Brayden Simich joined the Bellarmine University baseball staff as an assistant coach/pitching prior to the 2025 season after experiencing overwhelming success as a player then assistant coach at junior college blueblood John A. Logan College.

Simich was a right-handed pitcher for NJCAA Division 1 John A. Logan from 2016-19. Immediately following his career, he joined the Volunteers' coaching staff and was an assistant from 2020-24.

In his five years as an assistant, John A. Logan went 192-65 and was consistently in the NJCAA D1 top 25. The team posted a 20-1 record in the COVID-shortened 2020 campaign and followed with four straight 40-plus win seasons. The Volunteers went 42-18 in 2021, 41-17 in 2022, 43-17 in 2023 and 46-12 in 2024, making the NJCAA D1 Tournament each year and capturing the Region XXIV championship in 2023 and 2024.

John A. Logan's pitching staff carried a sub-5.00 ERA in all five of his years. The Volunteers boasted a sparkling 3.09 ERA over 21 games in the abbreviated 2020 season.

During his coaching tenure at John A. Logan, seven players advanced to the professional ranks, 73 headed to NCAA Division I, four moved to NCAA Division II and 10 transitioned to NAIA.

Simich's success on the coaching staff carried over from his playing days with John A. Logan. In his three seasons with the club, the Volunteers went 122-42 with three appearances in the NJCAA D1 Tournament. They were 40-13 in 2017, 38-16 in 2018 and 44-13 in 2019, the latter in which they were the Region XXIV runner-up.



Nolan Pender
Graduate Assistant

Former Bellarmine University baseball pitcher Nolan Pender joined the coaching staff as a graduate assistant prior to the 2025 season.

In 2024, Pender completed a five-year career with Bellarmine. The right-hander finished his tenure fourth in program history in starts (45), tied for fourth in strikeouts (240), eighth in innings pitched (255.2) and 10th in appearances (68) while serving as both a starter and reliever.

Pender's 86 strikeouts in 2023 were tied for the seventh most in a single season. The Louisville native finished his playing days atop a slew of D1-era program records — all but one of his outings came after the Knights' transition from D2. He garnered an ASUN Pitcher of the Week accolade in 2023.

Pender was a four-time ASUN Honor Roll recipient after being an Academic All-GLVC honoree his freshman year. In his last two seasons, he was a member of the College Sports Communicators' Academic All-District Team.



Ross Goldschlag
Student Assistant

Former Bellarmine University baseball pitcher Ross Goldschlag joined the coaching staff as a student assistant prior to the 2025 season.

In 2024, Goldschlag was a graduate transfer at Bellarmine after spending his first four years at Sonoma State. The native of Encinitas, California, led the Knights in saves (four) and opposing batting average against (.209), ranked second in relief appearances (20), tied for second in strikeouts (31), was third in innings pitched (39.1) and was fourth in total appearances (20).

Goldschlag was an ASUN Roll recipient and member of the College Sports Communicators' Academic All-District Team.

As a junior at Sonoma State, Goldschlag built a 4-2 record while tying for the team lead in pitching appearances with 13 and ranking second in batting average against (.248) and WHIP (1.28).





Newness is the predominant theme of the Bellarmine University baseball team heading into the 2025 season.

The Ben Reel era is underway, as the former NAIA National Coach of the Year and all-time winningest coach at nearby IU Southeast (548-264-1 record in 15 seasons with the Grenadiers) has taken the reigns of the program.

Reel's staff — assistant coach/recruiting coordinator Daylan Nanny, assistant coach Brandon Boxer and pitching coach Brayden Simich — are also first-year members, although graduate assistant Nolan Pender and student assistant Ross Goldschlag do provide strong ties to the program as former Knights pitchers.

Bellarmine's 40-man roster is also highly revamped, with a near-even split of returners (21) and newcomers (19), a large majority of the latter having previous college experience.

Something else new: Entering its fifth season in the NCAA's highest level, Bellarmine is now eligible for the NCAA Tournament after completing the four-year transition from D2 to D1.

Reel became the 20th head coach in program history after a brief hiatus from the dugout — his last season at IU Southeast, where he posted a .674 winning percentage and nine 35-plus win seasons, was in 2023.

"Stepping back into the coaching ranks has been both invigorating and challenging," Reel said. "It's been an honor to serve our players and coaches daily, working to foster a competitive yet accountable environment. While every new team comes with a learning curve, the core values — accountability, discipline and trust — remain constant."

Reel began implementing his most-valued principles from the get-go.

"Since being named head coach, my top priority has been establishing a culture where players take ownership — where leadership doesn't just come from me or my staff but from within the locker room," he said. "That process takes time, but when you set clear expectations early and empower the right guys, momentum builds quickly.

"And when that happens, the successes tend to follow."

It's been a whirlwind for Reel and his staff getting to know, evaluate and prepare the Knights for the upcoming season, but he's been encouraged by what he's seen.

"In my short time with this team, I'd characterize them as competitive, resilient and coachable," Reel said. "They've shown a strong willingness to compete, a desire to improve and the ability to consistently work together. There's a good mix of talent and leadership potential, but the real strength is their work ethic and commitment to each other. We're still

building our identity, but the foundation is there for something special."

The following is a positional projection of the 2025 Knights:

OUTFIELD

Coming off first-team All-ASUN accolades last season, senior Casey Sorg (.348/.416/.638, 14 HR, 12 2B, 49 RBI in 2024) was named to the Preseason All-ASUN Team and recognized among the nation's top 100 outfielders in the preseason by D1Baseball. Seniors Jake Agarwal (43 starts, .274 avg., 11 SB, 25 runs), Jacob Rowold (26 starts, 3 HR, 22 runs) and Jackson Case (19 appearances) and junior Joey Milto (25 starts, .261 avg.) are fellow returners in the outfield while redshirt junior Eli Watson (Arizona Western College) and redshirt sophomore Nick Gnardellis (Delaware State) are new arrivals.

Coach Reel on the OF: "Led by team captain Casey Sorg, our outfield core will boast the most experience of any group of position players. New transfers such as Eli Watson and Nick Gnardellis will help add some thump in the lineup along with a list of familiar faces such as Jackson Case, Jacob Rowold, Jake Agarwal and Joey Milto."

FIRST BASE

Junior Brady Morse (41 starts, .276 avg., 3 HR, 10 2B, 22 RBI) has been a Swiss Army Knife at Bellarmine, including manning both corner infield slots. True freshman Christian Kiper and redshirt freshman McKay Whitaker (Indiana University) are newcomers.

Coach Reel on 1B: "We have a trio of players that will impact the hot corner with the likely front-runner early being freshman Christian Kiper along with two-way player Brady Morse and freshman McKay Whitaker."

MIDDLE INFIELD

Junior Luke Scales (48 starts, .294 avg., 12 2B, 25 RBI, 22 runs) was the starting shortstop last season but is shifting to third base. Senior Andres Castro (43 starts, .293 avg., 29 runs) is a returner at second base. Freshman Landon Akers will make his debut after redshirting last season. Senior Seth Sweet-Chick (Cumberland University), junior Garrett Rusch (Allen CC) and redshirt freshman Grant Borden (Mercer) are transfers.

Coach Reel on the middle infield: "Middle infield will be a versatile mix led by senior Seth Sweet-Chick and redshirt freshman Landon Akers. This duo will be enhanced by support from starting third baseman and the shortstop from last season, Luke Scales. Andres Castro can add a lot once he returns from injury as an option at second base as well. Transfers Garrett Rusch and Grant Borden will add much-needed depth and versatility. Rusch can play three of the four infield positions and will be a spark for us as he's proven early in spring practice."

CONTINUED NEXT PAGE





THIRD BASE

Scales and redshirt junior Zac Jones (14 appearances) are both returners.

Coach Reel on 3B: “Luke Scales will patrol the hot corner and prove to be a mainstay on the Knights’ left side throughout the spring. His veteran leadership will prove to be a key factor in key defensive stands along with one of the most experienced returning offensive players for the Knights. If healthy, Zac Jones can make significant contributions at third base as well.”

CATCHER

Junior Charlie Rife (35 starts, 6 HR, 26 RBI, 20 runs) is back while redshirt junior Connor Pawlowski (Butte College) and the aforementioned Gnardellis are transfers. Mason Acton, who was rated No. 1 in Kentucky and 240th nationally out of high school by Perfect Game, is a true freshman.

Coach Reel on catcher: “Our catching core is an area that consists of a more versatile group than most clubs. Two of the four catchers can play other positions on the field as well as catch. The most experienced returning catcher is Charlie Rife, who provides a power threat in the lineup as well. Connor Pawlowski is an above-average catch/throw offering behind the plate with the ability to play both infield/outfield positions as a secondary position. Mason Acton is a freshman catcher that has a high ceiling. He has a well-above-average arm for a catcher and a short, compact, yet powerful stroke from the left side of the plate. Nick Gnardellis clubbed 18 extra-base hits at Delaware State in 2023, nine of them being home runs. He will also see action in the outfield as well as DH this spring.”

STARTING PITCHING

Sophomore right-handers Chase Carver (21 appearances, five starts) and Sam Matherly (19 appearances, seven starts) are returners. Bellarmine expects to lean heavily on newcomers in redshirt sophomore left-hander Aaron Ragat (El Camino College), redshirt sophomore right-hander Zach Horwith (Wabash Valley College) and junior right-hander Oliver Ward (Northeast CC). Right-hander Chase Chamberlain is a true freshman.

Coach Reel on starting pitching: “Starting pitching will be centered around a younger, inexperienced group of arms. In the early season, this group will work to solidify its presence in the ASUN and a strong nonconference schedule. Transfers Aaron Ragat and Zach Horwith will be slated to start two of the three games each weekend with the other start being made by returners Chase Carver, Sam Matherly or transfer Oliver Ward. Also making a strong bid to join the weekly rotation is freshman Chase Chamberlain. Chamberlain has shown dominant flashes this spring to be an arm that will have an impactful freshman campaign, either on the front end or back end of our pitching staff. Early on, the starters will be working together by sharing workloads and keeping mileage down to ensure health and productivity throughout the season.”

MIDDLE RELIEF PITCHING

Bellarmine has an abundance of returning experience in this department in senior right-hander Arren Hash (15 appearances), redshirt junior right-hander Holden Groher (15 appearances), senior right-hander Hudson Cornett (19 appearances), redshirt junior right-hander Cole McMichael (nine appearances), redshirt senior right-hander Mike Sokol (14 appearances, eight starts) and sophomore left-hander Carson Brower (13 appearances). Transfers include redshirt sophomore right-hander Logan Plasencia (Miami Dade College), redshirt junior right-hander Nathaniel Helton (Palomar College) and senior left-hander Jamie McMahan (University of Toledo). Left-hander Kevin O’Connor is a true freshman.

Coach Reel on middle relief: “Our bullpen has several different looks to transition from starters to back-end pitchers. Returners such as veteran Arren Hash could be someone who could easily wear all hats on our pitching staff in 2025. Also providing meaningful experienced support are returning right-handed pitchers Holden Groher, Hudson Cornett, Cole McMichael and Mike Sokol as well as welcoming transfers Logan Plasencia and Nate Helton. Left-handed relievers in this group are returner Carson Brower and the duo of newcomers, freshman Kevin O’Connor and transfer Jamie McMahan. This overall group should be versatile enough to traverse crucial outs in the transition between starters and back-end bullpen arms.”

BACK-END RELIEF PITCHING

Senior right-hander Blake Donnan (eight appearances, six starts, battled injury), senior right-hander Cooper Hellman (11 appearances, seven starts) and Morse (nine pitching appearances in 2023) are returners while senior right-handers Clay Kennedy (McNeese State) and Logan Haslam (Willamette University) are transfers.

Coach Reel on back-end relief: “The late-inning pitching barrage of arms is much upgraded overall. Headlining this group of arms is senior Blake Donnan. Donnan is 6-foot-6 and boasts an XL frame capable of generating swing-and-miss offerings daily for us. With experience, he could prove to be the head of the snake in the back end of the bullpen. He is surrounded by a significantly skilled group of firemen such as returners Cooper Hellman and two-way player Brady Morse. Transfers that will make significant contributions late in games are Clay Kennedy and Logan Haslam. Both have significant-impact competitive and in-college experience, as both are seniors.”

Overall, Reel believes the Knights have the pieces in place to deliver a successful season.

“The team is extremely versatile and well-positioned to make a real run,” he said. “Staying healthy, playing consistent defense and finding ways to consistently score runs will be the key. Our carry-tool will be our team chemistry and the ability to respond to adversity.”





**2024 Bellarmine Baseball
Overall Statistics for Bellarmine (as of May 23, 2024)
(All games Sorted by Batting avg)**

Record: 10-45 Home: 7-12 Away: 3-33 ASUN: 9-21

Player	avg	gp-gs	ab	r	h	2b	3b	hr	rbi	tb	slg%	bb	hp	so	gdp	ob%	sf	sh	sb-att	po	a	e	fld%
18 Casey Sorg	.348	53-53	207	50	72	12	3	14	49	132	.638	18	6	43	4	.416	0	1	9-10	265	18	3	.990
2 Will Aubel	.322	48-41	174	39	56	5	2	3	25	74	.425	12	6	31	1	.381	2	1	23-27	135	4	4	.972
14 Luke Scales	.294	48-48	177	22	52	12	1	1	25	69	.390	20	0	32	3	.362	2	1	4-7	95	114	12	.946
0 Andres Castro	.293	46-43	150	29	44	9	1	2	18	61	.407	15	4	38	3	.368	2	2	9-9	71	79	8	.949
16 Brady Morse	.276	43-41	152	19	42	10	0	3	22	61	.401	11	2	17	3	.329	2	0	3-5	53	30	7	.922
8 Jake Agarwal	.274	48-43	168	25	46	7	1	0	13	55	.327	11	4	34	3	.333	0	1	11-13	102	4	3	.972
50 Davis Crane	.264	19-19	53	10	14	2	0	1	8	19	.358	14	6	12	1	.453	2	0	1-1	33	4	1	.974
25 Joey Milto	.261	32-25	88	9	23	1	0	0	11	24	.273	7	3	20	2	.337	0	1	2-4	52	0	1	.981
6 Reed Blaszczyk	.256	45-44	156	25	40	5	1	6	23	65	.417	14	11	32	1	.355	2	0	5-5	58	25	12	.874
21 Charlie Rife	.241	37-35	112	20	27	5	0	6	26	50	.446	16	2	30	0	.344	1	0	1-2	178	24	5	.976
29 Matt Flaherty	.231	34-31	108	13	25	1	0	6	25	44	.407	7	3	41	2	.289	3	0	0-0	108	11	2	.983
30 Zac Jones	.216	14-10	37	3	8	0	0	1	2	11	.297	5	0	18	0	.310	0	1	0-0	14	15	2	.935
7 Jacob Rowold	.214	38-26	98	22	21	3	1	3	16	35	.357	16	0	22	0	.325	0	1	3-3	34	1	2	.946
19 Webster Walls	.188	17-13	32	7	6	0	0	1	4	9	.281	8	3	17	0	.395	0	4	0-0	24	27	5	.911
1 Brady Willis	.146	25-13	41	9	6	2	0	0	2	8	.195	5	1	13	0	.255	0	0	3-3	27	3	3	.909
3 Jackson Case	.125	19-10	40	6	5	1	0	0	3	6	.150	11	1	8	1	.327	0	0	0-0	19	1	0	1.000
Totals	.272	55	1793	308	487	75	10	47	272	723	.403	190	52	408	24	.355	16	13	74-89	1293	410	89	.950
Opponents	.351	55	1864	587	654	139	12	87	535	1078	.578	327	81	293	31	.459	42	23	92-106	1365	494	58	.970

LOB - Team (391), Opp (457). DPs turned - Team (40), Opp (36). IBB - Team (3), C. Sorg 1, L. Scales 1, J. Case 1, Opp (3). Picked off - W. Aubel 2, J. Agarwal 2, B. Morse 2, M. Flaherty 1, Z. Jones 1, L. Scales 1, C. Sorg 1.

(All games Sorted by Earned run avg)

Player	era	w-l	app	gs	cg	sho	sv	ip	h	r	er	bb	so	2b	3b	hr	b/avg	wp	hp	bk	sfa	sha
19 Webster Walls	0.00	0-0	3	0	0	0/0	0	3.0	0	0	0	1	1	0	0	0	.000	0	1	0	1	0
33 Ross Goldschlag	5.72	1-3	20	0	0	0/0	4	39.1	29	27	25	18	31	6	1	4	.209	6	6	1	4	3
23 Nolan Pender	6.46	3-5	22	9	0	0/0	1	46.0	54	42	33	32	55	7	2	6	.286	9	7	2	3	1
28 Thomas Sylvester	6.86	0-1	10	4	0	0/0	0	21.0	33	17	16	17	11	3	0	2	.367	0	1	0	2	1
36 Cole McMichael	7.00	0-0	9	0	0	0/0	0	9.0	11	7	7	9	5	1	0	2	.306	3	3	0	0	0
15 Ryan Johnson	7.06	2-2	19	3	0	0/0	0	43.1	50	37	34	29	31	12	1	6	.294	4	4	0	3	3
13 Devin Ecklar	8.54	0-3	24	2	0	0/0	0	32.2	49	35	31	17	20	14	1	8	.358	3	6	0	4	2
31 Holden Groher	11.94	1-1	15	0	0	0/0	0	17.1	24	31	23	17	11	5	0	4	.333	7	6	0	0	2
39 Blake Donnan	12.00	0-5	8	6	0	0/0	0	15.0	19	24	20	16	11	3	0	2	.328	7	7	0	4	0
27 Chase Carver	12.77	0-5	21	5	0	0/0	0	24.2	50	40	35	22	12	16	0	3	.427	11	3	1	4	1
44 Cooper Hellman	13.10	1-7	11	7	0	0/0	0	22.2	42	42	33	25	21	12	1	8	.408	9	5	0	2	4
22 Arren Hash	13.29	0-0	15	0	0	0/0	0	21.0	46	35	31	8	10	10	1	6	.430	3	6	1	2	0
26 Sam Matherly	13.50	0-2	19	7	0	0/0	0	28.0	44	44	42	23	10	7	3	4	.367	7	4	1	3	2
41 Ben Tedesco	13.50	0-0	12	0	0	0/0	0	9.1	16	14	14	6	3	4	0	5	.364	5	2	0	0	0
11 Steven Thom	14.03	2-1	18	2	0	0/0	0	25.2	38	42	40	15	22	6	0	8	.349	0	6	0	5	2
10 Mike Sokol	14.49	0-6	14	8	0	0/0	0	27.1	46	48	44	33	15	8	1	6	.359	7	2	1	1	1
24 Carson Brower	15.23	0-1	13	1	0	0/0	0	13.0	34	23	22	5	5	11	0	4	.493	1	1	0	1	0
9 Hudson Cornett	15.59	0-2	19	1	0	0/0	0	23.2	47	48	41	15	12	10	1	6	.395	9	5	0	0	1
12 Jackson Irwin	21.60	0-1	5	0	0	0/0	0	3.1	10	9	8	4	1	3	0	1	.476	1	1	0	0	0
46 Tyler Talbert	22.50	0-0	7	0	0	0/0	0	4.0	7	13	10	8	4	1	0	0	.389	3	4	0	2	0
35 Luke Stevens	48.60	0-0	3	0	0	0/0	0	1.2	5	9	9	7	2	0	0	2	.556	1	1	0	1	0
Totals	10.82	10-45	55	55	0	0/0	5	431.0	654	587	518	327	293	139	12	87	.351	96	81	7	42	23
Opponents	5.28	45-10	55	55	1	1/1	12	455.0	487	308	267	190	408	75	10	47	.272	73	52	9	16	13

PB - Team (16), C. Rife 12, M. Flaherty 3, B. Morse 1, Opp (10). Pickoffs - Team (3), H. Groher 1, C. Carver 1, S. Matherly 1, Opp (10). SBA/ATT - C. Rife (52-60), M. Flaherty (29-34), N. Pender (16-17), Goldschlag (10-12), B. Morse (11-11), H. Cornett (8-9), H. Groher (7-8), R. Johnson (4-7), D. Ecklar (5-6), M. Sokol (6-6), S. Matherly (4-5), C. Carver (5-5), C. McMichael (5-5), A. Hash (3-4), T. Sylvester (3-4), C. Brower (3-4), T. Talbert (3-3), C. Hellman (3-3), B. Donnan (2-3), S. Thom (3-3), B. Tedesco (2-2).





**2024 Bellarmine Baseball
Conference statistics for Bellarmine (as of May 23, 2024)
(ASUN games only Sorted by Batting avg)**

Record: 9-21 Home: 7-8 Away: 2-13 ASUN: 9-21

Player	avg	gp-gs	ab	r	h	2b	3b	hr	rbi	tb	slg%	bb	hp	so	gdp	ob%	sf	sh	sb-att	po	a	e	fld%
14 Luke Scales	.392	26-26	97	17	38	12	1	1	19	55	.567	14	0	19	0	.464	1	0	2-4	52	64	6	.951
2 Will Aubel	.364	29-29	121	33	44	4	2	2	18	58	.479	7	4	20	1	.410	2	1	20-22	98	3	4	.962
18 Casey Sorg	.363	30-30	124	32	45	8	2	8	34	81	.653	10	5	25	2	.432	0	1	6-6	169	9	2	.989
50 Davis Crane	.345	10-10	29	5	10	2	0	0	2	12	.414	7	5	6	1	.537	0	0	0-0	0	0	0	.000
16 Brady Morse	.338	20-19	77	8	26	4	0	2	15	36	.468	4	1	5	2	.373	1	0	3-3	17	14	4	.886
30 Zac Jones	.294	6-5	17	2	5	0	0	1	1	8	.471	3	0	8	0	.400	0	1	0-0	8	5	1	.929
0 Andres Castro	.291	24-23	79	18	23	7	0	0	7	30	.380	11	2	21	1	.383	2	2	3-3	39	42	6	.931
21 Charlie Rife	.288	22-21	73	19	21	5	0	5	21	41	.562	9	1	17	0	.373	0	0	1-2	103	13	2	.983
8 Jake Agarwal	.256	25-21	86	13	22	4	0	0	8	26	.302	6	3	18	3	.326	0	0	7-9	55	2	1	.983
6 Reed Blaszczyk	.253	24-24	91	12	23	2	0	2	17	31	.341	10	3	22	1	.340	2	0	3-3	29	10	7	.848
25 Joey Milto	.250	20-15	56	6	14	1	0	0	7	15	.268	6	1	11	1	.333	0	1	2-4	34	0	1	.971
29 Matt Flaherty	.245	16-15	53	7	13	1	0	3	16	23	.434	3	2	22	1	.300	2	0	0-0	62	5	1	.985
7 Jacob Rowold	.204	20-12	49	9	10	0	0	1	6	13	.265	9	0	9	0	.328	0	1	1-1	14	0	0	1.000
1 Brady Willis	.167	17-9	30	7	5	2	0	0	1	7	.233	3	0	9	0	.242	0	0	3-3	19	2	2	.913
3 Jackson Case	.154	7-4	13	2	2	1	0	0	1	3	.231	5	0	3	0	.389	0	0	0-0	2	0	0	1.000
19 Webster Walls	.118	9-7	17	5	2	0	0	1	2	5	.294	5	2	11	0	.375	0	2	0-0	14	17	2	.939
Totals	.299	30	1012	195	303	53	5	26	175	444	.439	112	29	226	13	.382	10	9	51-60	726	212	46	.953
Opponents	.339	30	1036	301	351	64	7	49	277	576	.556	161	43	160	19	.440	20	11	46-53	741	249	35	.966

LOB - Team (236), Opp (244). DPs turned - Team (24), Opp (19). IBB - Team (3), J. Case 1, C. Sorg 1, L. Scales 1, Opp (2). Picked off - J. Agarwal 2, B. Morse 1, L. Scales 1, C. Sorg 1, M. Flaherty 1.

(ASUN games only Sorted by Earned run avg)

Player	era	w-l	app	gs	cg	sho	sv	ip	h	r	er	bb	so	2b	3b	hr	b/avg	wp	hp	bk	sfa	sha
33 Ross Goldschlag	4.39	1-3	13	0	0	0/0	4	26.2	15	14	13	13	23	3	1	1	.167	4	4	1	2	3
15 Ryan Johnson	5.06	2-2	11	3	0	0/0	0	32.0	30	21	18	19	18	7	0	4	.250	2	2	0	3	1
23 Nolan Pender	5.08	3-2	11	6	0	0/0	1	33.2	37	24	19	17	35	5	0	3	.274	5	5	0	2	0
31 Holden Groher	6.52	1-1	7	0	0	0/0	0	9.2	12	13	7	5	5	2	0	4	.308	2	1	0	0	0
36 Cole McMichael	7.20	0-0	5	0	0	0/0	0	5.0	8	4	4	6	3	1	0	1	.364	2	2	0	0	0
28 Thomas Sylvester	7.50	0-1	8	4	0	0/0	0	18.0	30	16	15	14	11	2	0	2	.385	0	1	0	2	1
13 Devin Ecklar	7.58	0-3	14	1	0	0/0	0	19.0	28	19	16	8	11	6	1	3	.350	3	4	0	2	0
39 Blake Donnan	9.00	0-1	3	2	0	0/0	0	5.0	5	7	5	5	1	0	0	1	.263	2	3	0	1	0
12 Jackson Irwin	9.00	0-0	1	0	0	0/0	0	1.0	3	1	1	0	1	0	0	0	.500	0	0	0	0	0
11 Steven Thom	9.53	2-0	11	0	0	0/0	0	17.0	19	19	18	9	15	3	0	4	.284	0	5	0	2	1
26 Sam Matherly	13.75	0-2	11	7	0	0/0	0	17.2	24	28	27	17	6	4	3	4	.333	2	4	1	2	2
9 Hudson Cornett	13.97	0-1	8	1	0	0/0	0	9.2	18	19	15	4	6	7	0	2	.375	3	2	0	0	0
10 Mike Sokol	14.73	0-1	7	4	0	0/0	0	14.2	26	27	24	13	8	3	0	6	.361	3	2	1	0	0
22 Arren Hash	16.20	0-0	6	0	0	0/0	0	6.2	17	12	12	2	5	3	1	3	.472	1	2	0	1	0
27 Chase Carver	18.00	0-1	10	0	0	0/0	0	9.0	25	19	18	6	2	6	0	0	.521	7	2	1	1	1
46 Tyler Talbert	18.00	0-0	1	0	0	0/0	0	1.0	3	3	2	0	1	1	0	0	.375	0	0	0	0	0
24 Carson Brower	23.82	0-0	6	0	0	0/0	0	5.2	19	16	15	3	2	6	0	3	.528	1	1	0	0	0
44 Cooper Hellman	24.65	0-3	5	2	0	0/0	0	7.2	20	23	21	10	6	3	1	3	.500	3	2	0	1	2
41 Ben Tedesco	30.86	0-0	4	0	0	0/0	0	2.1	7	8	8	5	1	2	0	3	.500	4	1	0	0	0
35 Luke Stevens	99.00	0-0	2	0	0	0/0	0	0.2	5	8	8	5	0	0	0	2	.833	0	0	0	1	0
Totals	9.89	9-21	30	30	0	0/0	5	242.0	351	301	266	161	160	64	7	49	.339	44	43	4	20	11
Opponents	6.34	21-9	30	30	1	0/0	8	247.0	303	195	174	112	226	53	5	26	.299	41	29	5	10	9

PB - Team (4), C. Rife 3, M. Flaherty 1, Opp (5). Pickoffs - Team (1), S. Matherly 1, Opp (6). SBA/ATT - C. Rife (31-35), M. Flaherty (15-17), N. Pender (9-10), Goldschlag (5-6), D. Ecklar (5-6), R. Johnson (4-5), S. Matherly (3-4), H. Cornett (3-3), S. Thom (3-3), H. Groher (2-3), B. Donnan (2-2), C. Hellman (2-2), T. Sylvester (1-2), C. Carver (2-2), C. Brower (2-2), A. Hash (1-1), M. Sokol (1-1), C. McMichael (1-1).





1973

Overall Record: 28-8
NCAA II TOURNAMENT: 0-2 South Regional
 In the 1972-73 edition of the "Lance," it said "only good pitching and fielding kept the Knights at a respectable 9-6 mark at mid-April. The 10-man pitching staff had a fine 2.67 ERA for a seven-inning game. ...Finally Nick Weber and the other sluggers sharpened their batting eyes and led the team to victories in 19 of their last 21 regular season games."
Head Coach: John Deatrlick




1979

Overall Record: 36-18
NCAA II TOURNAMENT: 2-2 Great Lakes Regional (Runner-up)
Team Members: Chris Adkins, Steve Shartzter, Paul Olson, Jose Cubero, Larry Lanz, Ron Giesler, Mike Chancellor, Keith Watson, Tom Meyer, Mark Eberenz, Andy Eggers, Randy Rorrer, Kevin Burke, Scott Oliver, Raymond Moscoe, Willie Yates, Paul Ruhe, Rob Kissel, Chris Makowsky, Phil Davidson
Head Coach: Al Burke
Assistant Coaches: Dave Sweets



1980

Overall Record: 36-17-3
NCAA II TOURNAMENT: 2-2 Central Regional (Runner-up)
Team Members: Ken Brelage, Keith Leinenbach, Steve Shartzter, Steve Coffey, Paul Olson, Jose Cubero, Larry Lanz, Mark Sturtzel, Keith Watson, Tom Meyer, Mark Eberenz, Andy Eggers, Randy Rorrer, Kevin Burke, Scott Oliver, Raymond Moscoe, Scott Beck, Paul Ruhe, Jim Young, Chris Makowsky, Phil Davidson, Mike Charon
Head Coach: Al Burke
Assistant Coaches: Dave Kerins





1989

Overall Record: 29-25

NCAA II TOURNAMENT: 0-2 South Atlantic Regional

Team Members: Brent Adams, Mike Buser, Jason Crutcher, Wally Findysz, Roy Francis, Joe Fredrick, Eric Giles, Pat Katchak, Toby King, Chris London, Mike Malone, Chris Martinez, Mike Meister, Joe Mozzali, Brendan O' Shea, J.C. Pell, Dean Van Doran, Steve Smith, Ed Sullivan, Jim Tencza, Brent Turner, Scott Wiegandt, Tom Williamson

Head Coach: Kevin Kocks

Assistant Coaches: Tom Malone, Pat Wiegandt



2008

Overall Record: 36-22

NCAA II TOURNAMENT: 1-2 North Central Regional

Team Members: Patrick Brady, Jeff Dillman, Adam Chester, Ryan Sheehy, Shane Noble, Braxton Graven, Rusty Farris, Chris Wiedmar, Kyle Smith, Ben White, Nick Riganti, Kyle Roden, Cameron Howell, Brian Clark, Marty Roberts, David Weinstein, Logan Manford, Kent Kobayashi, Ryan Faust, Taylor Scarlett, Alex Kuebbing, Robbie Reeves, Nate Nevin, Ryan Krull, Aaron Deatherage, Michael Thompson, Michael Hartley, Kyle Smolek, Derek Mattingly

Head Coach: Deron Spink



2013

Overall Record: 33-23

NCAA II TOURNAMENT: 4-2 Midwest Regional (Runner-up)

Team Members: Michael Morrisette, Kevin Herren, Andy Gehr, Austin Crutcher, Joel Trewartha, Nick Wright, Ryan Pierce, Graham Spencer, Benjamin Fuchs, Jes Staples, Anthony Baker, Jason Sterrett, Cole Metcalfe, Joe Patzelt, Patrick Krumme, Zach Williams, Justin Eberenz, Connor Asay, Cody Scheler, Phillip Leopold, Nick Hladek, Alec Bahnick, John Hakemoller, Curtis McCombs, Joshua Jimenez, Ryan Dixon, Phil Forbis, Justin Strohmeier, Zach Haynes, Cory Thomas, Davis Schaefer, Kyle Grana, Evan McNair, Austin Warner

Head Coach: Matt Tyrner

Assistant Coaches: Brandon Tormoehlen, Mike Stalowy





2017

Overall Record: 34-21

NCAA II TOURNAMENT: 0-2 Midwest Regional

Team Members: Mason Womack, Matt Cassady, Casey Womack, Derek Burns, Jarrett Harness, Michael Belliveau, Christopher Allen, Bobby Brokamp, Jackson Gooding, Yancey Pritchett, Tyler Neeley, Jacob Pendred, Ben Carson, Dylan Sexton, Griffin Caron, Zach Williams, Zac Wiley, Drew Greenwood, Drew Deaton, Kyle Beach, Nolan May, Will Seewer, Eddie Mathis, Will Birch, Alex Phillips, John Millay, Trevor Lines, Chris Gambert, Ryan Henson, Anthony Ethington, Willie Poe, Hunter Spencer, Duncan Amrein, Griffin Neuer, Brady Pfaadt, Jacob Nagel, Josh Finerty, Alex Ralph

Head Coach: Larry Owens

Assistant Coach: Nick Eversole



2018


Overall Record: 38-19

NCAA II TOURNAMENT: 1-2 Midwest Regional

Team Members: Matt Cassady, Casey Womack, Derek Burns, Matt Higgins, Clayton Mehlbauer, Bobby Brokamp, Duncan Amrein, Yancey Pritchett, Tyler Neeley, Jacob Pendred, Ethan Cleary, Alex Cleverly, Jacob Mulcahy, Justin Rouse, Zac Wiley, Drew Greenwood, Blake Wheeler, Kyle Beach, Nolan May, Will Seewer, Eddie Mathis, Brandon Pfaadt, Alex Phillips, John Millay, Trevor Lines, Chris Gambert, Anthony Ethington, Willie Poe, Hunter Spencer, Griffin Neuer, Brady Pfaadt, Jacob Nagel, Josh Finerty, Alex Ralph

Head Coach: Larry Owens

Assistant Coach: Nick Eversole



2019

Overall Record: 34-21

NCAA II TOURNAMENT: 1-2 Midwest Regional 1

Team Members: Jack Ockerman, Matt Cassady, A.J. Arnold, Derek Burns, Nick Parrish, Matt Higgins, Clayton Mehlbauer, Deylen Miley, Matt Craven, Tyler Neeley, Jacob Pendred, Dylan Byerly, Ethan Cleary, Alex Cleverly, Jacob Mulcahy, Justin Rouse, Zac Wiley, Shane Barringer, Blake Wheeler, Kyle Beach, Robert Sproul, Eddie Mathis, Brandon Pfaadt, Alex Phillips, John Millay, Trevor Lines, Chris Gambert, Anthony Ethington, Willie Poe, Jacob Nagel, Josh Finerty, Reece Davis

Head Coach: Larry Owens


Assistant Coaches: Nick Eversole, Brian Coffman, Greg Cash






1980
GLVC REGULAR SEASON CHAMPION
GLVC TOURNAMENT CHAMPION

Overall Record (GLVC): 36-17-3 (5-1)
 In the inaugural season of GLVC baseball, Bellarmine swept the conference's regular season and tournament championships. The Knights went 5-1 in the regular season to trump runner-up Indiana State Evansville (now Southern Indiana), which went 3-2, and win the six-team league. Bellarmine hosted the GLVC Tournament and had its work cut out for it after dropping the opener to ISUE, 8-7. The Knights proceeded to win five straight to secure the title, defeating Kentucky Wesleyan 8-3, Indiana Central (now Indianapolis) 7-3, Saint Joseph's 6-2, ISUE 3-2 and ISUE 6-4.



1989
GLVC REGULAR SEASON CHAMPION
GLVC TOURNAMENT CHAMPION

Overall Record (GLVC): 29-25 (14-6)
 Bellarmine swept the GLVC titles in 1989, claiming the regular-season crown after going 14-6 in league play before winning three of four to capture the tournament championship. In the postseason event, Bellarmine opened by blanking Lewis 4-0 and following with a 6-5 victory over Ashland. The Knights regrouped after falling 10-1 to Lewis to seize the title with a 4-1 triumph over the Flyers. In the regular season, Bellarmine was victorious in six of its first seven conference games. The Knights had a four-game win streak and two three-game win streaks in league action.



2008
GLVC EAST REGULAR SEASON CHAMPION

Overall Record (GLVC): 36-22 (23-7)
 In a tight race for the GLVC East regular-season title, Bellarmine posted a 23-7 record in conference play compared to Saint Joseph's 24-8 mark, giving the Knights a .767 winning percentage that edged out the .750 output of the Pumas. Bellarmine won in bulk, sweeping four-game series against Wisconsin Parkside, Northern Kentucky and Kentucky Wesleyan. The Knights also captured three of four in series wins against Rockhurst, Indianapolis and Lewis. Bellarmine added a doubleheader sweep of Drury. The Knights raced out to a 12-2 mark in GLVC play. After getting swept by Saint Joseph's, they rattled off 10 straight conference wins, claiming 11 of 12 to close the season.






2013
GLVC TOURNAMENT CHAMPION

Overall Record (GLVC): 33-23 (20-13)
Bellarmine was in full playoff mode in the final 2013 regular-season series in a jumbled GLVC race, sweeping a doubleheader against archrival Southern Indiana on the second-to-last day to help secure the six-seed in the eight-team conference tournament. Once there, everything came together for the Knights, as they swept their four games en route to their first tournament championship since 1989. Bellarmine opened the event with a 5-2 win over three-seed Missouri-St. Louis before posting two victories over second-seeded Lewis, 8-4 and 4-3. The Knights captured the crown and completed their improbable run after edging top-seeded Drury 2-1.



2019
GLVC TOURNAMENT CHAMPION

Overall Record (GLVC): 34-21 (20-13)
Although it boasted the most prolific offense in the conference, Bellarmine didn't clinch a berth in the eight-team GLVC Tournament until the final series of the regular season and wound up as the seven-seed. In the tournament, the Knights' pitching was on par with BU's mighty prowess at the plate. The result was a four-game sweep to the title in the program's final GLVC Tournament (the 2020 event was canceled due to the pandemic). Bellarmine opened the tournament with a 12-4 thumping of Maryville, pounded Southern Indiana 14-7 and moved to the finals with an 8-4 win over top-seeded Quincy. The Knights secured the title with a 4-3 triumph over Illinois Springfield.





BATTING AVERAGE • CAREER

RK	BA	PLAYER	YEARS
1.	.395	Ken Brelage	1980-81
2.	.375	Pete Bifone	1990-93
3.	.373	Andy Lyon	1993-96
	.373	Dewey Minton	1974-77
5.	.372	Matt Higgins	2018-22
6.	.367	John Stratman	1996-98
7.	.363	James Thompson	1995-98
8.	.362	Nick Weber	1969-73
9.	.359	Zac Wiley	2015-19
10.	.354	Dave Masterson	1998-00
11.	.350	Keith Leinenbach	1978-81
	.350	Paul Burke	1996-98
	.350	Ryan Kuhlman	2003-05

BATTING AVERAGE • SEASON

RK	BA	PLAYER	YEAR
1.	.438	Dewey Minton	1974
2.	.437	Dewey Minton	1977
3.	.436	Andy Lyon	1994
4.	.431	Pete Bifone	1993
5.	.429	Ken Brelage	1981
6.	.419	Matt Higgins	2019
7.	.418	Chad Ramsey	1996
8.	.413	Josh Shields	1998
	.413	Paul Burke	1998
10.	.406	Ryan Kuhlman	2004
	.406	Patrick Brady	2008

HITS • CAREER

RK	H	PLAYER	YEARS
1.	280	Patrick Brady	2007-10
2.	265	Drew Greenwood	2015-18
3.	261	Matt Higgins	2018-22
4.	253	Dewey Minton	1974-77
5.	243	Zac Wiley	2015-19
6.	238	Jes Staples	2013-16
7.	231	Cole Metcalfe	2013-16
8.	229	Austin Crutcher	2012-15
9.	224	Michael Morrisette	2010-13
10.	223	Griffin Neuer	2015-18
11.	222	Ryan Kuhlman	2003-06
12.	215	Keith Leinenbach	1978-81
13.	210	Michael Bush	1999-02
14.	206	Jacob Mulcahy	2018-22
15.	204	Pete Bifone	1990-93

HITS • SEASON

RK	H	PLAYER	YEAR
1.	90	Matt Higgins	2019
2.	88	Patrick Brady	2010
3.	86	Patrick Brady	2008
4.	80	Drew Greenwood	2017
	80	Landon Akers	2025
6.	79	Zac Wiley	2019
7.	78	Matt Higgins	2022
8.	77	Drew Greenwood	2018
9.	76	Paul Burke	1998
	76	Michael Morrisette	2013
11.	75	Ken Brelage	1981
	75	John Stratman	1998
	75	Ryan Kuhlman	2005
14.	74	Josh Shields	1998
	74	Alex Phillips	2019
16.	73	Cole Metcalfe	2016
17.	72	Jes Staples	2016
	72	Chris Gambert	2019
	72	Casey Sorg	2024

HOME RUNS • CAREER

RK	HR	PLAYER	YEARS
1.	45	Matt Higgins	2018-22

2.	36	Chris Gambert	2017-21
3.	33	Patrick Brady	2007-10
4.	32	Zac Wiley	2015-19
5.	31	Dewey Minton	1974-77
6.	29	Austin Crutcher	2012-15
	29	Casey Sorg	2022-25
8.	26	Pete Bifone	1990-93
9.	25	Brian Wicke	1973-76
10.	24	Paul Burke	1996-98
11.	23	Griffin Neuer	2015-18
12.	22	Andy Lyon	1993-96
	22	Dave Masterson	1998-00
14.	20	Josh Finerty	2016-21
15.	19	Bernie Holkamp	1968-71
16.	18	Craig Sharpe	1986
	18	Jacob Mulcahy	2018-22

HOME RUNS • SEASON

RK	HR	PLAYER	YEAR
1.	22	Matt Higgins	2022
2.	18	Craig Sharpe	1986
3.	16	Paul Burke	1998
	16	Austin Crutcher	2015
	16	Chris Gambert	2019
6.	15	Tyler Neeley	2019
7.	14	Dewey Minton	1974
	14	Brian Wicke	1976
	14	Zac Wiley	2019
	14	Casey Sorg	2024
11.	13	Pete Bifone	1992
	13	Patrick Brady	2010
	13	Matt Higgins	2019
14.	12	Charlie Hufford	1997
	12	Bernie Holkamp	1971
	12	Griffin Neuer	2018

DOUBLES • CAREER

RK	2B	PLAYER	YEARS
1.	66	Patrick Brady	2007-10
2.	60	Dewey Minton	1974-77
3.	59	Austin Crutcher	2012-15
4.	57	Matt Higgins	2018-22
5.	54	Braxton Graven	2008-11
	54	Cole Metcalfe	2013-16
	54	Zac Wiley	2015-19
8.	49	John Stratman	1996-98
9.	48	Josh Finerty	2016-21
10.	45	Drew Greenwood	2015-18
11.	44	Michael Bush	1999-02
12.	43	Bernie Holkamp	1968-71
	43	David Masterson	1998-00
	43	Kalvin Scheler	2009-12

DOUBLES • SEASON

RK	2B	PLAYER	YEAR
1.	30	Patrick Brady	2008
2.	23	John Stratman	1998
3.	22	Dewey Minton	1977
4.	20	Patrick Brady	2010
	20	Austin Crutcher	2015
	20	Zac Wiley	2019
	20	Matt Higgins	2022
8.	19	Larry Simpson	1993
9.	18	Ken Brelage	1981
	18	Braxton Graven	2011
	18	Matt Higgins	2019

TRIPLES • CAREER

RK	3B	PLAYER	YEARS
1.	20	Dewey Minton	1974-77
2.	13	Patrick Brady	2007-10
3.	12	Phillip Leopold	2012-15
4.	11	Steve Roberts	1974-77

11	Griffin Neuer	2015-18	
6.	10	Jes Staples	2013-16
7.	9	Keith Leinenbach	1978-81
	9	Ryan Kuhlman	2003-06
	9	Austin Crutcher	2012-15
10.	8	Al Burke	1969-72
	8	Mike Hellmueller	1970-73

TRIPLES • SEASON

RK	3B	PLAYER	YEAR
1.	7	Dewey Minton	1974
	7	Patrick Brady	2010
3.	6	Dewey Minton	1977
4.	5	Keith Leinenbach	1979
	5	Dewey Minton	1975
	5	Gary Gruneisen	1977
	5	Ryan Kuhlman	2005
	5	Phillip Leopold	2012
	5	Jes Staples	2014
	5	Griffin Neuer	2018

RBI • CAREER

RK	RBI	PLAYER	YEARS
1.	185	Matt Higgins	2018-22
2.	172	Patrick Brady	2007-10
3.	170	Zac Wiley	2015-19
4.	166	Dewey Minton	1974-77
5.	153	Andy Lyon	1993-96
6.	149	Griffin Neuer	2015-18
7.	135	Pete Bifone	1990-93
8.	130	Austin Crutcher	2012-15
9.	129	Josh Finerty	2016-21
10.	125	Brian Wicke	1973-76
	125	Neal Clark	1969-72
12.	124	Casey Sorg	2022-25
13.	122	Dave Masterson	1998-00
	122	Braxton Graven	2008-11
15.	119	Cole Metcalfe	2013-16

RBI • SEASON

RK	RBI	PLAYER	YEAR
1.	68	Andy Lyon	1994
2.	65	Zac Wiley	2019
3.	63	Matt Higgins	2019
4.	61	Paul Burke	1998
	61	Matt Higgins	2022
6.	58	Shane Noble	2008
7.	57	John Eichberger	1998
	57	Chris Wiedmar	2010
9.	56	Patrick Brady	2010
10.	54	Dewey Minton	1974
11.	53	Pete Bifone	1992
	53	Griffin Neuer	2018
13.	52	Dewey Minton	1977
14.	51	Chris Gambert	2019
15.	50	Patrick Brady	2008





RUNS SCORED - CAREER

RK	R	PLAYER	YEARS
1.	180	Patrick Brady	2007-10
2.	178	Dewey Minton	1974-77
3.	174	Matt Higgins	2018-22
4.	166	Keith Leinenbach	1978-81
5.	156	Braxton Graven	2008-11
	156	Zac Wiley	2015-19
7.	154	Griffin Neuer	2015-18
8.	151	Bernie Hollkamp	1968-71
9.	146	Drew Greenwood	2015-18
10.	144	Kevin Hornung	1970-74
11.	143	Jes Staples	2013-16
12.	142	Austin Crutcher	2012-15
13.	140	Steve Roberts	1974-77
14.	139	Michael Morrissette	2010-13
	139	Josh Finerty	2016-21

RUNS SCORED - SEASON

RK	R	PLAYER	YEAR
1.	63	Bernie Hollkamp	1971
	63	Matt Higgins	2019
3.	62	Patrick Brady	2008
4.	61	Zac Wiley	2019
	61	Matt Higgins	2022
6.	58	Patrick Brady	2010
7.	53	Alex Phillips	2019
8.	52	Nick Weber	1972
9.	51	Norman Pfaadt	1986
	51	Rusty Farris	2008
11.	50	Several with 50.	

STOLEN BASES - CAREER

RK	SB	PLAYER	YEARS
1.	90	Kevin Hornung	1970-74
2.	82	Norman Pfaadt	1985-87
3.	73	Austin Crutcher	2012-15
4.	71	Patrick Brady	2007-10
5.	69	Derek Mann	1972-73
6.	67	Mike Peters	1982-85
7.	64	Rusty Farris	2005-08
8.	60	Bernie Hollkamp	1968-71
9.	58	Jose Cubero	1980-83
	58	Jes Staples	2013-16

STOLEN BASES - SEASON

RK	SB	PLAYER	YEAR
1.	37	Jose Cubero	1983
2.	36	Derek Mann	1973
3.	35	Norman Pfaadt	1986
4.	33	Derek Mann	1972
5.	31	Norman Pfaadt	1987
	31	Kevin Hornung	1970
7.	27	Kevin Hornung	1973
	27	Patrick Brady	2010
9.	25	Ryan Kuhlman	2005
	25	Rusty Farris	2008
	25	Austin Crutcher	2013

BASE ON BALLS - CAREER*

RK	BB	PLAYER	YEARS
1.	118	Braxton Graven	2008-11
2.	104	Matt Higgins	2018-22
3.	103	Brady Pfaadt	2015-18
4.	93	Zac Wiley	2015-19
5.	84	Griffin Neuer	2015-18
	84	Clayton Mehlbauer	2018-22
7.	81	Davis Crane	2021-24
8.	69	Kal Scheler	2009-12
9.	68	Chris Gambert	2017-21
	68	Casey Sorg	2022-25
11.	67	Jes Staples	2013-16
12.	66	Austin Crutcher	2012-15

BASE ON BALLS - SEASON*

RK	BB	PLAYER	YEAR
1.	47	Brady Pfaadt	2018
2.	38	Griffin Neuer	2018
	38	Joey Miito	2025
4.	37	Braxton Graven	2009
5.	34	Matt Higgins	2019
	34	Zac Wiley	2019
	34	Matt Higgins	2022
8.	33	Rusty Farris	2008
9.	30	Clayton Mehlbauer	2019
	30	Casey Sorg	2025
11.	29	Braxton Graven	2011
	29	Chris Gambert	2021

HIT BY PITCH - CAREER*

RK	HBP	PLAYER	YEARS
1.	37	Kyle Roden	2008-12
2.	31	Nick Riganti	2007-10
3.	27	Josh Finerty	2016-21
4.	24	David Weinstein	2007-11
5.	23	Matt Higgins	2018-22
6.	21	Zac Wiley	2015-19
7.	20	Michael Morrissette	2010-13
	20	Reed Blaszczyk	2023-24
9.	19	Adam Chester	2007-09
	19	Brady Pfaadt	2015-18

HIT BY PITCH - SEASON*

RK	HBP	PLAYER	YEAR
1.	15	David Weinstein	2011
2.	14	Nick Riganti	2009
	13	Joey Miito	2025
4.	12	Kyle Roden	2009
	12	Nick Riganti	2010
6.	11	Cameron Howell	2008
	11	Josh Finerty	2017
	11	Brett Pfaadt	2023
	11	Reed Blaszczyk	2024
10.	10	Kyle Roden	2011
	10	Seth Sweet-Chick	2025

SLUGGING PCT - CAREER (MIN. 400 AB)*

RK	SLG	PLAYER	YEARS
1.	.657	Matt Higgins	2018-22
2.	.598	Chris Gambert	2017-21
3.	.587	Zac Wiley	2015-19
4.	.585	Austin Crutcher	2012-15
5.	.577	Patrick Brady	2007-10
6.	.502	Casey Sorg	2022-25
7.	.484	Josh Finerty	2016-21
8.	.483	Braxton Graven	2008-11
9.	.478	Griffin Neuer	2015-18
10.	.463	Brady Pfaadt	2015-18
11.	.444	Nick Riganti	2007-10
	.444	Cole Metcalfe	2013-16

SLUGGING PCT - SEASON (MIN. 125 AB)

RK	SLG	PLAYER	YEAR
1.	.863	Dewey Minton	1974
2.	.814	Pete Bifone	1993
3.	.804	Dewey Minton	1977
4.	.770	Matt Higgins	2022
5.	.745	Chris Gambert	2019
6.	.702	Matt Higgins	2019
7.	.701	Paul Burke	1998
	.701	Austin Crutcher	2015
9.	.698	Andy Lyon	1994
	.698	Patrick Brady	2008
11.	.694	Patrick Brady	2010
12.	.676	Josh Shields	1998
13.	.671	Charlie Hufford	1997

ON-BASE PCT - CAREER (MIN. 400 AB)*

RK	OB	PLAYER	YEARS
1.	.463	Matt Higgins	2018-22
2.	.447	Brady Pfaadt	2015-18
3.	.443	Zac Wiley	2015-19
4.	.439	Braxton Graven	2008-11
5.	.406	Austin Crutcher	2012-15
6.	.404	Davis Crane	2021-24
7.	.399	Alex Phillips	2016-19
8.	.392	Adam Chester	2007-09
	.392	Jes Staples	2013-16
10.	.391	Chris Gambert	2017-21
11.	.389	Nick Riganti	2007-10
12.	.386	Patrick Brady	2007-10
13.	.382	Josh Finerty	2016-21

ON-BASE PCT - SEASON (MIN. 125 AB)*

RK	OB	PLAYER	YEAR
1.	.498	Matt Higgins	2019
2.	.493	Braxton Graven	2009
3.	.478	Zac Wiley	2017
4.	.469	Matt Higgins	2022
5.	.465	Chris Gambert	2019
6.	.462	Zac Wiley	2019
7.	.460	Patrick Brady	2008
8.	.457	Alex Phillips	2019
9.	.453	Todd Duckworth	2009
10.	.449	Braxton Graven	2011

TOTAL BASES - CAREER*

RK	TB	PLAYER	YEARS
1.	471	Patrick Brady	2007-10
2.	461	Matt Higgins	2018-22
3.	398	Austin Crutcher	2012-15
4.	397	Zac Wiley	2015-19
5.	354	Griffin Neuer	2015-18
6.	333	Braxton Graven	2008-11
7.	327	Drew Greenwood	2015-18
8.	318	Cole Metcalfe	2013-16
9.	309	Jes Staples	2013-16
	309	Josh Finerty	2016-21

TOTAL BASES - SEASON*

RK	TB	PLAYER	YEAR
1.	164	Matt Higgins	2022
2.	161	Patrick Brady	2010
3.	151	Patrick Brady	2008
	151	Matt Higgins	2019
5.	141	Zac Wiley	2019
6.	137	Chris Gambert	2019
7.	134	Austin Crutcher	2015
8.	132	Casey Sorg	2024
9.	117	Griffin Neuer	2018
10.	115	Landon Akers	2025
11.	114	Shane Noble	2008
12.	109	Zac Wiley	2018

MOST AT BATS - CAREER*

RK	AB	PLAYER	YEARS
1.	828	Drew Greenwood	2015-18
2.	816	Patrick Brady	2007-10
3.	740	Griffin Neuer	2015-18
4.	728	Jes Staples	2013-16
5.	721	Michael Morrissette	2010-13
6.	717	Cole Metcalfe	2013-16
7.	712	Jacob Mulcahy	2018-22
8.	702	Matt Higgins	2018-22
9.	689	Braxton Graven	2008-11
10.	685	Chris Wiedmar	2007-10
11.	680	Austin Crutcher	2012-15
12.	676	Zac Wiley	2015-19



**MOST AT BATS • SEASON***

RK	AB	PLAYER	YEAR
1.	238	Drew Greenwood	2018
2.	232	Patrick Brady	2010
3.	225	Landon Akers	2025
4.	224	Michael Morrisette	2013
5.	221	Drew Greenwood	2017
6.	218	Clayton Mehlbauer	2022
7.	215	Matt Higgins	2019
8.	213	Zac Wiley	2019
	213	Matt Higgins	2022
	213	Jacob Mulcahy	2022
11.	212	Patrick Brady	2008

TOTAL GAMES • CAREER*

RK	GP	PLAYER	YEARS
1.	223	Patrick Brady	2007-10
2.	216	Drew Greenwood	2015-18
3.	212	Braxton Graven	2008-11
4.	211	Chris Wiedmar	2007-10
5.	209	Griffin Neuer	2015-18
6.	200	Jes Staples	2013-16
7.	199	Cole Metcalfe	2013-16
8.	198	Austin Crutcher	2012-15
9.	197	Michael Morrisette	2010-13
10.	195	Zac Wiley	2015-19

GAMES STARTED • CAREER*

RK	GS	PLAYER	YEARS
1.	221	Patrick Brady	2007-10
2.	216	Drew Greenwood	2015-18
3.	207	Griffin Neuer	2015-18
4.	206	Braxton Graven	2008-11
5.	197	Chris Wiedmar	2007-10
6.	196	Jes Staples	2013-16
7.	195	Austin Crutcher	2012-15
	195	Cole Metcalfe	2013-16
9.	190	Zac Wiley	2015-19
10.	189	Michael Morrisette	2010-13

MOST ASSISTS • CAREER*

RK	AST	PLAYER	YEARS
1.	567	Drew Greenwood	2015-18
2.	483	Patrick Brady	2007-10
3.	435	Clayton Mehlbauer	2018-22
4.	394	John Lyons	2009-11
5.	356	Chris Wiedmar	2007-10
6.	334	Cole Metcalfe	2013-16

MOST ASSISTS • SEASON*

RK	AST	PLAYER	YEAR
1.	163	Clayton Mehlbauer	2022
2.	154	Drew Greenwood	2017
3.	146	Rusty Farris	2008
	146	Drew Greenwood	2018
5.	143	Patrick Brady	2009
6.	140	Drew Greenwood	2015





WINS • CAREER

RK	W	PLAYER	YEARS
1.	28	Eddie Mathis	2015-19
2.	25	Willie Yates	1975-79
3.	23	Michael Thompson	2006-09
4.	22	Barry Stewart	1982-86
5.	21	Marty Minogue	1969-73
6.	20	Greg Hudelson	1972-76
	20	Erik Davis	1995-99
	20	Jason Sterrett	2010-13
	20	Kyle Grana	2011-13
	20	Hunter Spencer	2015-18
11.	19	Phil Davidson	1977-81
	19	Ryan Morrison	2004-07
	19	Nate Nevin	2005-08

WINS • SEASON

RK	W	PLAYER	YEAR
1.	10	Willie Yates	1979
	10	Eddie Mathis	2019
3.	9	Willie Yates	1978
	9	Eddie Mathis	2017
5.	8	Michael Thompson	2007
	8	Ryan Morrison	2006
	8	Jeff Penzkofer	1991
	8	Barry Stewart	1986
	8	Joe Fowler	1975
	8	Derek Mattingly	2008
	8	Michael Thompson	2009
	8	Kyle Grana	2012

ERA • CAREER

RK	ERA	PLAYER	YEARS
1.	2.22	Dave Sweets	1971-75
2.	2.29	Larry Keating	1971-74
3.	2.76	Joe Fowler	1971-75
4.	2.80	Kyle Grana	2011-13
5.	2.91	Marty Minogue	1969-73
	2.91	Nate Nevin	2005-08
7.	2.99	Eddie Mathis	2015-19
8.	3.05	Barry Stewart	1982-86
9.	3.08	Braxton Graven	2008-11
10.	3.09	Chris London	1987-91
	3.09	Mark Sturtzel	1979-83

ERA • SEASON

RK	ERA	PLAYER	YEAR
1.	1.10	Marty Minogue	1972
2.	1.28	Kyle Grana	2012
3.	1.66	Scott Wiegandt	1989
4.	1.71	Joe Elder	1973
5.	1.74	Dave Sweets	1972
6.	1.79	Greg Hudelson	1974
7.	1.81	Dave Sweets	1975
8.	1.85	Rick Finneran	1969
	1.85	Mike Carter	1993
10.	1.92	Michael Thompson	2006

STRIKEOUTS • CAREER

RK	SO	PLAYER	YEARS
1.	342	Michael Thompson	2005-09
2.	314	Eddie Mathis	2015-19
3.	252	Kyle Grana	2011-13
4.	240	Nate Nevin	2005-08
	240	Nolan Pender	2020-24
6.	217	Todd Wellemeier	1997-00
7.	211	Austin Warner	2013-16
8.	210	Jason Bibelhauser	2000-04
9.	209	Greg Hudelson	1972-76
10.	206	Scott Wiegandt	1985-89
11.	201	Jason Sterrett	2010-13
12.	188	Barry Stewart	1982-86

STRIKEOUTS • SEASON

RK	SO	PLAYER	YEAR
1.	118	Michael Thompson	2009
2.	99	Michael Thompson	2007
3.	95	Kyle Grana	2013
4.	94	Todd Wellemeier	2000
5.	87	Eddie Mathis	2018
	87	Eddie Mathis	2019
7.	86	Deylen Miley	2021
	86	Nolan Pender	2023
9.	84	Barry Stewart	1986
	84	Michael Messier	2016
11.	83	Ryan Morrison	2007
12.	82	Erik Davis	1999
13.	81	Kyle Grana	2011
14.	79	Bob Russel	1971

APPEARANCES • CAREER

RK	APP	PLAYER	YEARS
1.	90	Devin Ecklar	2020-24
2.	87	Alex Kuebbing	2005-08
3.	78	Cory Thomas	2010-13
4.	77	Aaron Deatherage	2008-11
5.	76	Cory Thomas	2010-13
	76	Arren Hash	2022-25
7.	71	Anthony Ethington	2018-21
8.	70	Erik Davis	1995-99
	70	Derek Mattingly	2006-09
10.	69	Micah McNatt	2004-07
11.	68	Nolan Pender	2020-24
12.	66	Willie Yates	1975-79
13.	64	Phil Forbis	2010-13
	64	Justin Strohmeier	2009-13

APPEARANCES • SEASON

RK	APP	PLAYER	YEAR
1.	32	Cory Thomas	2010
2.	31	Samuel Robinson	2010
3.	30	Alex Kuebbing	2007
4.	29	Ryan Krull	2009
	29	Justin Strohmeier	2012
6.	28	Micah McNatt	2007
	28	Alex Kuebbing	2008
	28	Aaron Deatherage	2009
9.	27	Ryan Krull	2008
	27	Anthony Ethington	2021
11.	25	Justin Strohmeier	2013

STARTS • CAREER*

RK	GS	PLAYER	YEARS
1.	53	Eddie Mathis	2015-19
2.	49	Jason Sterrett	2010-13
3.	46	Benjamin Fuchs	2011-15
4.	45	Nolan Pender	2020-24
5.	39	Michael Thompson	2007-09
6.	38	Austin Warner	2013-16
7.	37	Derek Mattingly	2007-09
	37	Hunter Spencer	2015-18
9.	35	Kyle Grana	2011-13
	35	Jacob Nagel	2017-21
11.	33	Alex Phillips	2016-19
12.	31	Phil Forbis	2010-13

INNINGS PITCHED • CAREER

RK	IP	PLAYER	YEARS
1.	355.1	Eddie Mathis	2015-19
2.	323	Michael Thompson	2005-09
3.	293.1	Jason Bibelhauser	2000-04
4.	277.2	Jason Sterrett	2010-13
5.	268.2	Derek Mattingly	2006-09
6.	266.1	Nate Nevin	2005-08
7.	262	Willie Yates	1975-79
8.	255.2	Nolan Pender	2020-24

9.	252.1	Hunter Spencer	2015-18
10.	247.2	Chad Cahoe	2002-05
11.	242.2	Erik Davis	1995-99
12.	242	Greg Hudelson	1972-76
13.	227.1	Ryan Morrison	2004-07
	227.1	Austin Warner	2013-16

INNINGS PITCHED • SEASON

RK	IP	PLAYER	YEAR
1.	103.1	Eddie Mathis	2017
2.	101.2	Jim Tencza	1989
3.	100.1	Michael Thompson	2007
4.	97	Eddie Mathis	2019
5.	95	Michael Thompson	2009
6.	92.2	Hunter Spencer	2017
7.	91.2	Glenn Sterchi	1976
8.	90.1	Nate Nevin	2005
9.	89.1	Erik Davis	1999
10.	88	Greg Newland	2000
11.	87.1	Ryan Morrison	2007
12.	87	Peter Kuhn	2001
	87	Jason Bibelhauser	2004

COMPLETE GAMES • CAREER

RK	CG	PLAYER	YEARS
1.	26	Willie Yates	1975-79
2.	25	Jason Bibelhauser	2000-04
3.	23	Marty Minogue	1969-73
4.	17	Greg Hudelson	1972-76
	17	Chad Cahoe	2002-05
6.	16	Bob Russel	1969-71
	16	Brian Wicke	1972-76
	16	Scott Wiegandt	1985-89
	16	Eddie Mathis	2015-19
10.	15	Erik Davis	1995-99
	15	Rob Scheibert	1969-73

COMPLETE GAMES • SEASON

RK	CG	PLAYER	YEAR
1.	10	Willie Yates	1979
	10	Erik Davis	1999
3.	8	Bob Russel	1970
	8	Bob Russel	1971
	8	Rob Scheibert	1971
	8	Peter Kuhn	2000
7.	7	Several with 7.	

SHUTOUTS • CAREER

RK	SHO	PLAYER	YEARS
1.	6	Brian Wicke	1972-76
2.	5	Dave Sweets	1971-75
	5	Willie Yates	1975-79
4.	4	Hunter Spencer	2015-18
5.	3	Marty Minogue	1969-73
	3	Chuck Moni	1969-73
	3	Larry Keating	1971-74
	3	Greg Hudelson	1972-76
	3	Mark Sturtzel	1979-83
	3	Phil Davidson	1977-81
	3	Austin Warner	2013-16

SHUTOUTS • SEASON

RK	SHO	PLAYER	YEAR
1.	3	Dick Ewing	1956
	3	Larry Keating	1973
	3	Dave Sweets	1975
	3	Brian Wicke	1974
	3	Willie Yates	1979
6.	2	Several with 2.	





SAVES • CAREER*

RK	SV	PLAYER	YEARS
1.	18	Alex Kuebbing	2007-08
2.	17	Cory Thomas	2010-13
3.	16	Justin Strohmeier	2009-13
4.	11	Phil Forbis	2010-13
5.	10	Ryan Krull	2008-09

SAVES • SEASON*

RK	SV	PLAYER	YEAR
1.	14	Cory Thomas	2010
2.	11	Alex Kuebbing	2007
	11	Phil Forbis	2011
4.	10	Justin Strohmeier	2013
5.	9	Ryan Krull	2009

WALKS • CAREER

RK	BB	PLAYER	YEARS
1.	154	Scott Wiegandt	1985-89
2.	151	Mike Carter	1991-95
3.	141	Jason Sterrett	2010-13
4.	139	Todd Wellemeier	1997-00
5.	137	Willie Yates	1975-79
6.	126	Greg Hudelson	1972-76
7.	117	Kyle Grana	2011-13
8.	116	Nolan Pender	2020-24
9.	112	Chad Cahoe	2002-05
10.	111	Greg Newland	1997-01
11.	108	Joe Fowler	1969-73

WALKS • SEASON

RK	BB	PLAYER	YEAR
1.	60	Charlie Schnell	1975
2.	57	Joe Fowler	1975
3.	54	Glenn Sterchi	1976
4.	53	Mike Carter	1992
	53	Todd Wellemeier	1999
6.	52	Greg Hudelson	1976
	52	Willie Yates	1979
	52	Todd Wellemeier	2000
9.	49	Jason Sterrett	2010
10.	48	Scott Wiegandt	1989

W-L % • CAREER

RK	PCT	PLAYER	YEARS
1.	1.00	Dick Ewing (9-0)	1956-57
2.	1.00	Danny Garness (6-0)	1990-92
3.	0.75	Joe Fowler	1971-75
4.	0.72	Marty Minogue	1969-73
5.	0.71	Rob Nelson	1990-94
	0.71	Barry Stewart	1982-86
	0.71	Kyle Grana	2011-13
8.	0.70	Phil Davidson	1977-81
9.	0.69	Larry Keating	1971-74
10.	0.68	Willie Yates	1975-79

W-L % • SEASON (MIN. 5 DECISIONS)

RK	PCT	PLAYER	YEAR
1.	1.00	John Herbert (7-0)	1954
	1.00	Larry Keating (6-0)	1973
	1.00	Chris Ochsner (6-0)	1992
	1.00	Dick Ewing (5-0)	1956
	1.00	Bill Weitlauf (5-0)	1968
	1.00	Barry Stewart (5-0)	1983
	1.00	Danny Garness (5-0)	1992

HIT BATSMEN • CAREER

RK	HBP	PLAYER	YEARS
1.	49	Jason Sterrett	2010-13
2.	36	Matt Craven	2019-23
3.	33	Kyle Grana	2011-13
4.	29	Eddie Mathis	2015-19
	29	Arren Hash	2022-25

6.	28	Alex Phillips	2016-19
7.	26	Nate Nevin	2005-08
	26	Cory Thomas	2010-13
9.	25	Michael Thompson	2006-09
10.	23	Greg Newland	1997-01

HIT BATSMEN • SEASON

RK	HBP	PLAYER	YEAR
1.	20	Jason Sterrett	2011
	20	Matt Craven	2022
3.	15	Peter Kuhn	2001
	15	Kyle Grana	2011
5.	14	Drew Buhr	2023
6.	13	Glenn Sterchi	1976
	13	Michael Thompson	2007
	13	Jason Sterrett	2010
	13	Arren Hash	2022
10.	Several with 12.		

NO-HITTERS (INDIVIDUAL)

5/15/56	Dick Ewing vs. Morehead
5/19/56	Dick Ewing vs. Villa Madonna
4/12/58	Leo Reidinger vs. Berea
4/10/69	Bill Weitlauf vs. Georgetown
4/24/71	Larry Weimer vs. Ky. State
4/25/72	Dave Sweets vs. Jefferson C.C.
4/13/73	Joe Elder vs. Kentucky State
4/7/75	Brian Wicke vs. Indiana State
2/25/89	Chris Martinez vs. Hanover
3/21/93	Pat McClinton vs. Centre
4/11/15	Austin Warner vs. Saint Joseph's





WINS • TEAM • SEASON

RK	W	YEAR
1.	38	2018
2.	36	1979
	36	1980
	36	2008
5.	34	2010
	34	2017
	34	2019
8.	33	1985
	33	2009
	33	2013

4.	14	2007
	14	2009

	392	2018
5.	376	2009

STOLEN BASES • TEAM • SEASON*

RK	SB	YEAR
1.	104	2010
2.	102	2009
3.	96	2008
	96	2011
5.	92	2007

MOST PITCHING STRIKEOUTS PER 9 INNINGS • TEAM • SEASON*

RK	K-9	YEAR
1.	8.37	2019
2.	8.30	2013
3.	7.64	2018
4.	7.61	2015
5.	7.60	2016
	7.60	2021

RUNS SCORED • TEAM • SEASON

RK	R	YEAR
1.	444	2019
2.	399	2018
3.	393	2010
4.	386	1980
5.	381	1998
6.	373	2008
7.	355	2025
8.	348	1971
9.	342	1979
10.	334	1997
11.	327	1981
	327	1986

WALKS • TEAM • SEASON*

RK	BB	YEAR
1.	270	2019
2.	251	2025
3.	243	2018
4.	204	2022
5.	194	2021

SHUTOUTS • TEAM • SEASON*

RK	SHO	YEAR
1.	6	2007
	6	2017
3.	5	2006
	5	2014
5.	Several with 4.	

HIT BY PITCH • TEAM • SEASON*

RK	HBP	YEAR
1.	66	2011
	66	2025
3.	63	2010
4.	62	2009
5.	61	2023

COMPLETE GAMES • TEAM • SEASON*

RK	CG	YEAR
1.	13	2006
	13	2017
3.	11	2016
4.	Several with 9.	

BATTING AVERAGE • TEAM • SEASON*

RK	AVG	YEAR
1.	.322 (617-1,916)	2019
2.	.306 (589-1,922)	2010
	.306 (535-1,750)	2017
4.	.301 (560-1,863)	2018
5.	.295 (536-1,818)	2008

SLUGGING PERCENTAGE • TEAM • SEASON*

RK	SLG	YEAR
1.	.516	2019
2.	.469	2018
3.	.447	2010
4.	.442	2008
5.	.427	2009

SAVES • TEAM • SEASON*

RK	SV	YEAR
1.	18	2010
2.	14	2011
3.	12	2007
	12	2013
	12	2015

HITS • TEAM • SEASON*

RK	H	YEAR
1.	617	2019
2.	589	2010
3.	560	2018
4.	536	2008
5.	535	2017

ON-BASE PERCENTAGE • TEAM • SEASON*

RK	OBP	YEAR
1.	.413	2019
2.	.392	2018
3.	.380	2017
4.	.378	2010
5.	.373	2008

FEWEST PITCHING WALKS PER 9 INNINGS • TEAM • SEASON*

RK	BB-9	YEAR
1.	2.83	2009
2.	2.86	2014
3.	2.99	2008
4.	3.17	2017
5.	3.21	2015

RBI • TEAM • SEASON*

RK	RBI	YEAR
1.	403	2019
2.	365	2018
3.	351	2010
4.	341	2008
5.	306	2025

TOTAL BASES • TEAM • SEASON*

RK	TB	YEAR
1.	988	2019
2.	873	2018
3.	859	2010
4.	804	2008
5.	749	2009

FIELDING PERCENTAGE • TEAM • SEASON*

RK	PCT	YEAR
1.	.973	2018
2.	.969	2017
3.	.965	2013
	.965	2015
5.	.963	2014
	.963	2022

HOME RUNS • TEAM • SEASON*

RK	HR	YEAR
1.	77	2019
2.	53	2018
3.	51	2022
4.	50	2023
	50	2025

ERA • TEAM • SEASON*

RK	ERA	YEAR
1.	3.67	2012
2.	3.76	2006
3.	3.89	2007
4.	4.20	2013
5.	4.21	2015

DOUBLES • TEAM • SEASON*

RK	2B	YEAR
1.	133	2010
2.	120	2019
	120	2018
4.	117	2008
5.	116	2009

OPPONENT BATTING AVG. • TEAM • SEASON*

RK	AVG	YEAR
1.	.237	2006
2.	.257	2007
3.	.261	2012
4.	.269	2018
5.	.274	2009
	.274	2013

TRIPLES • TEAM • SEASON*

RK	3B	YEAR
1.	17	2008
	17	2018
3.	15	2014

PITCHING STRIKEOUTS • TEAM • SEASON*

RK	SO	YEAR
1.	428	2019
2.	421	2013
3.	392	2007





TEAM

INDIVIDUAL

RUNS SCORED • TEAM • GAME

30 at IUPUI 4/3/96

HITS • TEAM • GAME*

24 at Parkside 4/7/18

HOME RUNS • TEAM • GAME*

7 vs. Lewis 5/3/08

RBI • TEAM • GAME*

21 vs. Lewis 5/3/08

DOUBLES • TEAM • GAME*

9 at Parkside 4/7/18

TRIPLES • TEAM • GAME*

3 at Spalding 3/11/09

3 vs. Illinois Springfield 3/17/12

3 vs. McKendree 4/5/14

WALKS DRAWN • TEAM • GAME*

15 vs. Hillsdale 2/28/16

HIT BY PITCH • TEAM • GAME*

7 at Kentucky Wesleyan 3/29/07

TOTAL BASES • TEAM • GAME*

42 vs. Lewis 5/3/08

STOLEN BASES • TEAM • GAME*

10 vs. Kentucky Wesleyan 3/30/09

STRIKEOUTS (HITTING) • TEAM • GAME*

19 at Gardner-Webb 2/19/22

STRIKEOUTS (PITCHING) • TEAM • GAME*

18 at Saint Joseph's 4/13/13

RUNS ALLOWED • TEAM • GAME*

25 vs. Lewis 4/13/97

25 at Austin Peay 4/2/23

HOME RUNS ALLOWED • TEAM • GAME*

7 at Eastern Kentucky 3/8/06

DOUBLES ALLOWED • TEAM • GAME*

8 at Indianapolis 4/12/07

8 at Louisville 4/12/23

TRIPLES ALLOWED • TEAM • GAME*

3 Several with 3.

WALKS ALLOWED • TEAM • GAME*

14 at Lincoln Memorial 4/5/16

14 vs. Hillsdale 2/28/16

14 at Troy 2/15/25

HIT BY PITCH ALLOWED • TEAM • GAME*

7 at UNC Asheville 2/25/24

7 vs. Northern KY (N) 2/23/25

7 at Dayton 2/26/25

ERRORS COMMITTED • TEAM • GAME*

8 vs. Ashland 2/28/10

HITS • INDIVIDUAL • GAME*

5 Jeff Dillman at Kentucky St. 3/21/07

5 Patrick Brady vs. California (Pa.) 3/4/09

5 Jacob Mulcahy at Lee 3/5/19

5 Chris Gambert at Indianapolis 4/9/19

5 Matt Higgins vs. Hillsdale 2/23/20

5 Matt Higgins vs. North Alabama 4/9/22

5 Will Aubel vs. North Florida 3/28/24

HOME RUNS • INDIVIDUAL • GAME*

4 Braxton Graven vs. Saint Joseph's 4/11/09

RBI • INDIVIDUAL • GAME*

8 Jeff Dillman at Lewis 5/3/08

DOUBLES • INDIVIDUAL • GAME*

Several with 3.

TRIPLES • INDIVIDUAL • GAME*

Several with 2

RUNS SCORED • INDIVIDUAL • GAME*

5 Jeff Dillman at Kentucky State 3/21/07

5 Alex Phillips at Quincy 4/19/19

5 Reed Blaszczyk vs. Queens 5/12/23

5 Casey Sorg vs. Jacksonville 3/24/24

5 Luke Scales vs. North Florida 3/28/24

WALKS • INDIVIDUAL • GAME*

Several with 4.

HIT BY PITCH • INDIVIDUAL • GAME*

3 David Weinstein vs. Drury 3/27/11

3 Josh Finerty vs. Kennesaw State 3/14/21

TOTAL BASES • INDIVIDUAL • GAME*

16 Braxton Graven vs. Saint Joseph's 4/11/09

STOLEN BASES • INDIVIDUAL • GAME*

4 Rusty Farris at Ky. Wesleyan 3/29/07

MOST PITCHING STRIKEOUTS • INDIVIDUAL

• GAME*

16 Michael Thompson vs. Findlay 3/4/09

MOST ASSISTS • INDIVIDUAL • GAME*

9 Patrick Brady vs. Wayne State 2/28/09

*— Since 2006





BATTING AVERAGE • CAREER (MIN. 400 AB)

RK	BA	PLAYER	YEARS
1.	.304	Casey Sorg	2022-25

BATTING AVERAGE • SEASON (MIN. 125 AB)

RK	BA	PLAYER	YEAR
1.	.366	Matt Higgins	2022
2.	.356	Landon Akers	2025
3.	.348	Casey Sorg	2024
4.	.338	Matt Higgins	2021
5.	.325	Dylan Byerly	2023

HITS • CAREER

RK	H	PLAYER	YEARS
1.	198	Casey Sorg	2022-25
2.	140	Luke Scales	2023-
3.	122	Matt Higgins*	2021-22
4.	113	Jacob Mulcahy*	2021-22
5.	117	Davis Crane	2021-24

HITS • SEASON

RK	H	PLAYER	YEAR
1.	80	Landon Akers	2025
2.	78	Matt Higgins	2022
3.	72	Casey Sorg	2024
4.	63	Jacob Mulcahy	2022
5.	59	Casey Sorg	2025

HOME RUNS • CAREER

RK	HR	PLAYER	YEARS
1.	31	Matt Higgins*	2021-22
2.	29	Casey Sorg	2022-25
3.	17	Reed Blaszczyk	2023-24
4.	13	Clayton Mehlbauer*	2021-22
	13	Davis Crane	2021-24
13	13	Charlie Rife	2023-

HOME RUNS • SEASON

RK	HR	PLAYER	YEAR
1.	22	Matt Higgins	2022
2.	14	Casey Sorg	2024
3.	11	Chris Gambert	2021
	11	Reed Blaszczyk	2023
5.	10	Casey Sorg	2025

DOUBLES • CAREER

RK	2B	PLAYER	YEARS
1.	32	Casey Sorg	2022-25
2.	31	Luke Scales	2023-
3.	28	Matt Higgins*	2021-22
4.	19	Davis Crane	2021-24
	19	Brady Morse	2022-25

DOUBLES • SEASON

RK	2B	PLAYER	YEAR
1.	20	Matt Higgins	2022
2.	15	Landon Akers	2025
3.	14	Josh Finerty	2021
4.	13	Reed Blaszczyk	2023
5.	Several with 12.		

TRIPLES • CAREER

RK	3B	PLAYER	YEARS
1.	5	Casey Sorg	2022-25
2.	3	Clayton Mehlbauer*	2021-22

TRIPLES • SEASON

RK	3B	PLAYER	YEAR
1.	3	Clayton Mehlbauer	2022
	3	Casey Sorg	2024

RBI • CAREER

RK	RBI	PLAYER	YEARS
1.	124	Casey Sorg	2022-25
2.	95	Matt Higgins*	2021-22
3.	76	Luke Scales	2023-
4.	62	Davis Crane	2021-24
5.	58	Reed Blaszczyk	2023-24

RBI • SEASON

RK	RBI	PLAYER	YEAR
1.	61	Matt Higgins	2022
2.	49	Casey Sorg	2024
3.	48	Casey Sorg	2025
4.	36	Eli Watson	2025
5.	35	Reed Blaszczyk	2023

RUNS SCORED • CAREER

RK	R	PLAYER	YEARS
1.	128	Casey Sorg	2022-25
2.	83	Matt Higgins*	2021-22
3.	81	Luke Scales	2023-
4.	70	Clayton Mehlbauer*	2021-22
5.	64	Will Aubel	2021-24

RUNS SCORED • SEASON

RK	R	PLAYER	YEAR
1.	61	Matt Higgins	2022
2.	50	Casey Sorg	2024
3.	48	Landon Akers	2025
4.	45	Joey Milto	2025
5.	41	Josh Finerty	2021
	41	Casey Sorg	2025

STOLEN BASES • CAREER

RK	SB	PLAYER	YEARS
1.	37	Will Aubel	2021-24
2.	20	Matt Higgins*	2021-22
3.	19	Jack Ockerman*	2021-22
4.	18	Casey Sorg	2022-25
5.	16	Landon Akers	2025-

STOLEN BASES • SEASON

RK	SB	PLAYER	YEAR
1.	23	Will Aubel	2024
2.	16	Landon Akers	2025
3.	15	Matt Higgins	2022
4.	12	Jack Ockerman	2022
5.	11	Will Aubel	2023
	11	Jake Agarwal	2024

BASE ON BALLS • CAREER

RK	BB	PLAYER	YEARS
1.	81	Davis Crane	2021-24
2.	68	Casey Sorg	2022-25
3.	50	Luke Scales	2023-
4.	47	Joey Milto	2023-
5.	46	Matt Higgins*	2021-22
	46	Clayton Mehlbauer*	2021-22

BASE ON BALLS • SEASON

RK	BB	PLAYER	YEAR
1.	38	Joey Milto	2025
2.	34	Matt Higgins	2022
3.	30	Casey Sorg	2025
4.	29	Chris Gambert	2021
5.	27	Davis Crane	2023

HIT BY PITCH • CAREER

RK	HBP	PLAYER	YEARS
1.	20	Reed Blaszczyk	2023-24
2.	17	Joey Milto	2023-
3.	16	Brett Pfaadt*	2021-23
4.	15	Charlie Rife	2023-

5.	14	Casey Sorg	2022-25
----	----	------------	---------

HIT BY PITCH • SEASON

RK	HBP	PLAYER	YEAR
1.	13	Joey Milto	2025
2.	11	Brett Pfaadt	2023
	11	Reed Blaszczyk	2024
4.	10	Seth Sweet-Chick	2025

SLUGGING PCT • CAREER (MIN. 400 AB)

RK	SLG	PLAYER	YEARS
1.	.502	Casey Sorg	2022-25

SLUGGING PCT • SEASON (MIN. 125 AB)

RK	SLG	PLAYER	YEAR
1.	.770	Matt Higgins	2022
2.	.638	Casey Sorg	2024
3.	.623	Matt Higgins	2021
4.	.520	Reed Blaszczyk	2023
5.	.511	Landon Akers	2025

ON-BASE PCT • CAREER (MIN. 400 AB)

RK	OBP	PLAYER	YEARS
1.	.404	Davis Crane	2021-24
2.	.380	Casey Sorg	2022-25

ON-BASE PCT • SEASON (MIN. 125 AB)

RK	OBP	PLAYER	YEAR
1.	.469	Matt Higgins	2022
2.	.437	Joey Milto	2025
3.	.416	Casey Sorg	2024
4.	.411	Matt Higgins	2021
5.	.400	Clayton Mehlbauer	2021

TOTAL BASES • CAREER

RK	TB	PLAYER	YEARS
1.	327	Casey Sorg	2022-25
2.	245	Matt Higgins*	2021-22
3.	195	Luke Scales	2023-
4.	175	Davis Crane	2021-24
5.	171	Clayton Mehlbauer*	2021-22

TOTAL BASES • SEASON

RK	TB	PLAYER	YEAR
1.	164	Matt Higgins	2022
2.	132	Casey Sorg	2024
3.	115	Landon Akers	2025
4.	102	Reed Blaszczyk	2023
5.	98	Casey Sorg	2025

MOST AT-BATS • CAREER

RK	AB	PLAYER	YEARS
1.	651	Casey Sorg	2022-25
2.	498	Luke Scales	2023-
3.	424	Davis Crane	2021-24
4.	402	Jacob Mulcahy*	2021-22
5.	384	Clayton Mehlbauer*	2021-22

MOST AT-BATS • SEASON

RK	AB	PLAYER	YEAR
1.	225	Landon Akers	2025
2.	218	Clayton Mehlbauer	2022
3.	213	Matt Higgins	2022
	213	Jacob Mulcahy	2022
5.	210	Casey Sorg	2025

MOST ASSISTS • CAREER

RK	AST	PLAYER	YEARS
1.	257	Clayton Mehlbauer*	2021-22
2.	246	Luke Scales	2023-
3.	153	Peyton Back*	2021-23
4.	129	Brett Pfaadt*	2021-23
5.	115	Landon Akers	2025-

NOTE: The Division-I era began in 2021. I *— D1-era stats only; also played in D2 era | BOLD — Active





MOST ASSISTS • SEASON

RK	AST	PLAYER	YEAR
1.	163	Clayton Mehlbauer	2022
2.	115	Landon Akers	2025
3.	114	Luke Scales	2024
4.	94	Clayton Mehlbauer	2021
	94	Peyton Back	2023

WINS • CAREER

RK	W	PLAYER	YEARS
1.	13	Nolan Pender*	2021-24
2.	5	Drew Buhr	2021-23
3.	4	Gavin Braunecker	2021-24
	4	Cooper Hellman	2024-25

WINS • SEASON

RK	W	PLAYER	YEAR
1.	5	Nolan Pender	2023
	5	Drew Buhr	2023
3.	Several with 3.		

ERA • SEASON (MIN. 60 IP)

RK	ERA	PLAYER	YEAR
1.	5.07	Anthony Ethington	2021
2.	5.13	Nolan Pender	2022
3.	5.48	Nolan Pender	2023
4.	5.99	Gavin Braunecker	2022
5.	6.54	Deylen Miley	2021

STRIKEOUTS • CAREER

RK	SO	PLAYER	YEARS
1.	239	Nolan Pender*	2021-24
2.	122	Drew Buhr	2021-23
3.	123	Gavin Braunecker	2021-24
4.	103	Devin Ecklar*	2021-24
5.	86	Deylen Miley*	2021

STRIKEOUTS • SEASON

RK	SO	PLAYER	YEAR
1.	86	Deylen Miley	2021
	86	Nolan Pender	2023
3.	69	Drew Buhr	2023
4.	62	Nolan Pender	2022
5.	61	Gavin Braunecker	2022

APPEARANCES • CAREER

RK	APP	PLAYER	YEARS
1.	89	Devin Ecklar*	2021-24
2.	76	Arren Hash	2022-25
3.	67	Nolan Pender*	2021-24
4.	61	Ryan Johnson*	2021-24
5.	60	Steven Thom	2021-24

APPEARANCES • SEASON

RK	APP	PLAYER	YEAR
1.	27	Anthony Ethington	2021
2.	24	Devin Ecklar	2024
3.	23	Devin Ecklar	2022
	23	Devin Ecklar	2023
	23	Arren Hash	2025

INNINGS PITCHED • CAREER

RK	IP	PLAYER	YEARS
1.	254.2	Nolan Pender*	2021-24
2.	142.2	Gavin Braunecker	2021-24
3.	137.1	Drew Buhr	2021-23
4.	134.2	Devin Ecklar*	2021-24
5.	130.1	Arren Hash	2022-25

INNINGS PITCHED • SEASON

RK	IP	PLAYER	YEAR
1.	86.0	Nolan Pender	2022
2.	85.1	Nolan Pender	2023

3.	79.2	Gavin Braunecker	2022
4.	75.1	Drew Buhr	2023
5.	70.1	Chase Carver	2025

COMPLETE GAMES • CAREER

RK	CG	PLAYER	YEARS
1.	2	Nolan Pender*	2021-24
2.	1	Jacob Nagel*	2021
	1	Gavin Braunecker	2021-24
	1	Drew Buhr	2021-23

COMPLETE GAMES • SEASON

RK	CG	PLAYER	YEAR
1.	2	Nolan Pender	2022
2.	1	Jacob Nagel	2021
	1	Gavin Braunecker	2022
	1	Drew Buhr	2023

SAVES • CAREER

RK	SV	PLAYER	YEARS
1.	5	Matt Craven*	2021-23
2.	4	Anthony Ethington*	2021
	4	Nick Parrish*	2021-22
	4	Ross Goldschlag	2024
5.	3	Blake Donnan	204-25

SAVES • SEASON

RK	SV	PLAYER	YEAR
1.	5	Matt Craven	2023
2.	4	Anthony Ethington	2021
	4	Ross Goldschlag	2024
4.	3	Nick Parrish	2022
	3	Blake Donnan	2025

WALKS • CAREER

RK	BB	PLAYER	YEARS
1.	113	Nolan Pender*	2021-24
2.	83	Devin Ecklar*	2021-24
3.	69	Ryan Johnson*	2021-24
	69	Chase Carver	2024-25
5.	64	Mike Sokol	2024-25

WALKS • SEASON

RK	BB	PLAYER	YEAR
1.	47	Chase Carver	2025
2.	33	Deylen Miley	2021
	33	Conner Christopher V	2023
	33	Mike Sokol	2024
5.	32	Nolan Pender	2024

HIT BATSMEN • CAREER

RK	HBP	PLAYER	YEARS
1.	32	Matt Craven*	2021-23
2.	29	Arren Hash	2022-25
3.	22	Devin Ecklar*	2021-24
4.	20	Drew Buhr	2021-23
5.	19	Nolan Pender*	2021-24

HIT BATSMEN • SEASON

RK	HBP	PLAYER	YEAR
1.	20	Matt Craven	2022
2.	14	Drew Buhr	2023
3.	13	Arren Hash	2022
4.	12	Blake Donnan	2025

NOTE: The Division-I era began in 2021. | *— D1-era stats only; also played in D2 era | BOLD — Active





TEAM

RUNS SCORED • TEAM • GAME

RK	R	OPPONENT	DATE	RESULT
1.	19	at Lipscomb	3/22/25	19-17 W
	19	at Morehead State	5/7/25	19-9 W
3.	18	North Alabama	4/9/22	18-3 W
	18	Morehead State	3/18/25	18-8 W
5.	17	North Alabama	4/9/22	17-3 W

HITS • TEAM • GAME

RK	H	OPPONENT	DATE	RESULT
1.	22	North Alabama	4/9/22	17-3 W
2.	20	at Central Arkansas	4/23/22	10-5 W
	20	Jacksonville	3/24/24	13-17 L
4.	19	North Florida	3/29/24	14-10 W
5.		Several with 18.		

HOME RUNS • TEAM • GAME

RK	HR	OPPONENT	DATE	RESULT
1.	6	at Charleston Southern	2/28/25	10-17 L
2.		Several with 4.		

RBI • TEAM • GAME

RK	RBI	OPPONENT	DATE	RESULT
1.	19	at Morehead State	5/7/25	19-9 W
2.	18	at Lipscomb	3/22/25	19-17 W
3.	17	North Alabama	4/9/22	18-3 W
4.	15	at Eastern Kentucky	3/18/23	15-5 W
	15	Morehead State	3/18/25	18-8 W

DOUBLES • TEAM • GAME

RK	2B	OPPONENT	DATE	RESULT
1.	6	at Indiana	3/10/23	7-9 L
	6	at Charleston Southern	3/1/25	8-12 L
3.		Several with 5.		

TRIPLES • TEAM • GAME

RK	3B	OPPONENT	DATE	RESULT
1.	2	at Southeast Missouri	2/27/22	8-12 L

WALKS DRAWN • TEAM • GAME

RK	BB	OPPONENT	DATE	RESULT
1.	13	at Lipscomb	3/22/25	19-17 W
	13	at Southern Indiana	4/23/25	9-10 L
3.	12	at Liberty	5/20/23	13-6 W
	12	Morehead State	3/18/25	18-8 W
	12	Austin Peay	3/28/25	3-13 L

HIT BY PITCH • TEAM • GAME

RK	HP	OPPONENT	DATE	RESULT
1.	5	at Kennesaw State	3/14/21	8-17 L
	5	at Louisville	5/13/25	10-9 W
3.		Several with 4.		

STOLEN BASES • TEAM • GAME

RK	SB	OPPONENT	DATE	RESULT
1.	5	at Austin Peay	3/1/22	13-14 L
	5	at Eastern Kentucky	5/3/24	7-8 L
	5	at Lipscomb	5/11/24	15-8 W
4.		Several with 4.		

STRIKEOUTS (HITTING) • TEAM • GAME

RK	SO	OPPONENT	DATE	RESULT
1.	19	at Gardner-Webb	2/19/22	4-2 W
2.	17	at Kentucky	4/13/21	0-12 L
3.	16	at Louisville	2/21/21	1-13 L
4.		Three with 15.		

STRIKEOUTS (PITCHING) • TEAM • GAME

RK	SO	OPPONENT	DATE	RESULT
1.	16	at New Mexico State	2/17/23	7-2 W
	16	Stetson	4/8/23	11-6 W

3.	14	at Lipscomb	4/1/21	7-9 L
4.	13	at New Mexico State	2/18/23	8-1 W
	13	Queens	5/13/23	0-4 L

RUNS ALLOWED • TEAM • GAME

RK	R	OPPONENT	DATE	RESULT
1.	25	at Austin Peay	4/2/23	4-25 L
2.	23	at Troy	2/14/25	6-23 L
3.	22	North Alabama	4/14/24	3-22 L
4.	21	Kennesaw State	4/27/24	1-21 L
5.		Three with 20.		

HITS ALLOWED • TEAM • GAME

RK	H	OPPONENT	DATE	RESULT
1.	23	at Austin Peay	4/2/23	4-25 L
	23	North Alabama	4/14/24	3-22 L
3.	21	at Louisville	4/12/23	2-14 L
	21	North Alabama	4/15/23	3-13 L
	21	at Lipscomb	3/22/25	19-17 W

HOME RUNS ALLOWED • TEAM • GAME

RK	HR	OPPONENT	DATE	RESULT
1.	6	at Tennessee	4/25/23	1-19 L
	6	at Tennessee	4/16/24	5-20 L
3.		Several with 5.		

DOUBLES ALLOWED • TEAM • GAME

RK	2B	OPPONENT	DATE	RESULT
1.	8	at Louisville	4/12/23	2-14 L
2.	7	North Alabama	4/15/23	3-13 L
	7	at Samford	3/2/24	0-16 L
	7	at FGCU	3/17/24	3-14 L
5.	6	Several with 6.		

TRIPLES ALLOWED • TEAM • GAME

RK	3B	OPPONENT	DATE	RESULT
1.	3	at Liberty	4/30/21	3-15 L
	3	at Eastern Illinois	4/5/22	8-11 L
	3	at Austin Peay	5/2/25	6-10 L

WALKS ALLOWED • TEAM • GAME

RK	BB	OPPONENT	DATE	RESULT
1.	14	at Troy	2/15/25	3-7 L
2.		Several with 12.		

HIT BY PITCH ALLOWED • TEAM • GAME

RK	HP	OPPONENT	DATE	RESULT
1.	7	at UNC Asheville	2/25/24	5-16 L
	7	vs. Northern KY (N)	2/23/25	12-17 L
	7	at Dayton	2/26/25	10-20 L
4.	6	Western Kentucky	5/17/22	2-10 L
	6	Central Arkansas	4/13/25	7-10 L

ERRORS COMMITTED • TEAM • GAME

RK	E	OPPONENT	DATE	RESULT
1.	6	North Florida	3/29/24	14-10 W
2.		Several with 5.		

INDIVIDUAL

HITS • INDIVIDUAL • GAME

RK	H	PLAYER	OPPONENT (DATE)
1.	5	Matt Higgins	N. Alabama (4/9/22)
	5	Will Aubel	North Florida (3/28/24)

HOME RUNS • INDIVIDUAL • GAME

RK	HR	PLAYER	OPPONENT (DATE)
1.	3	Casey Sorg	Jacksonville (3/24/24)

RBI • INDIVIDUAL • GAME

RK	RBI	PLAYER	OPPONENT (DATE)
1.	7	Matt Higgins	N. Alabama (4/9/22)

DOUBLES • INDIVIDUAL • GAME

RK	2B	PLAYER	OPPONENT (DATE)
1.	2	Several with 2.	

TRIPLES • INDIVIDUAL • GAME

RK	3B	PLAYER	OPPONENT (DATE)
1.	2	Clayton Mehlbauer	at SE Missouri (2/27/22)

RUNS SCORED • INDIVIDUAL • GAME

RK	R	PLAYER	OPPONENT (DATE)
1.	5	Reed Blaszczyk	Queens (5/12/23)
	5	Casey Sorg	Jacksonville (3/24/24)
	5	Luke Scales	North Florida (3/28/24)

WALKS • INDIVIDUAL • GAME

RK	BB	PLAYER	OPPONENT (DATE)
1.	4	Matt Higgins	EKU (4/29/22)
	4	Casey Sorg	Austin Peay (3/28/25)

HIT BY PITCH • INDIVIDUAL • GAME

RK	HP	PLAYER	OPPONENT (DATE)
1.	3	Josh Finerty	Kennesaw St. (3/14/21)

STOLEN BASES • INDIVIDUAL • GAME

RK	SB	PLAYER	OPPONENT (DATE)
1.	3	Jack Ockerman	at Austin Peay (3/1/22)
	3	Will Aubel	North Florida (3/29/24)
	3	Casey Sorg	at Eastern KY (5/3/24)
	3	Landon Akers	at Eastern KY (3/14/25)

MOST PITCHING STRIKEOUTS • INDIVIDUAL • GAME

RK	SO	PLAYER	OPPONENT (DATE)
1.	12	Deylen Miley	at Lipscomb (4/1/21)
	12	Gavin Braunecker	Stetson (4/8/23)
	12	Nolan Pender	Queens (5/13/23)

MOST ASSISTS • INDIVIDUAL • GAME*

RK	A	PLAYER	OPPONENT (DATE)
1.	7	Justin Rouse	Eastern Ill. (3/2/21)
	7	Seth Sweet-Chick	Central Ark. (4/26/25)

NOTE: The Division-I era began in 2021 | N – Neutral Site





YEAR	PLAYER	ROUND (POS.)	PICK	FRANCHISE
2020	Brandon Pfaadt	5th (RHP)	149	Arizona Diamondbacks
2016	Michael Messier	15th (LHP)	463	Kansas City Royals
2010	Patrick Brady	48th (2B)	1,452	Seattle Mariners
2009	Michael Thompson	47th (RHP)	1,419	St. Louis Cardinals
2000	Todd Wellemeyer	4th (RHP)	103	Chicago Cubs
2000	Craig Bragg	45th (OF)	1,347	Atlanta Braves
1998	Paul Burke	34th (C)	1,031	Atlanta Braves
1993	Pat McClinton	31st (LHP)	884	Colorado Rockies
1989	Scott Wiegandt	45th (LHP)	1,153	Philadelphia Phillies
1981	Scott Oliver	23rd (RHP)	573	California Angels






YEAR	PLAYER	POSITION	FRANCHISE
2022	Matt Higgins	OF	San Francisco Giants
2021	Deylen Miley	RHP	Houston Astros
2017	Austin Warner	LHP	St. Louis Cardinals
2016	Austin Crutcher	OF	Chicago White Sox
2013	Kyle Grana	RHP	St. Louis Cardinals

MATT HIGGINS





DEWEY MINTON 1977

SECOND BASE • LOUISVILLE, KY

Dewey Minton became the Bellarmine baseball program's first-ever All-American in 1977, the groundbreaking achievement coming after the second baseman earned first-team laurels in D2 from the ABCA and Worth.

In addition to his All-America plaudits, Minton was named NAIA District 32 Player of the Year and first-team All-Great Lakes Region.

Minton tied for the national lead in doubles in 1977 with 22 and ranked 12th in batting average at .437. The Louisville native compiled eight home runs and six triples while tallying 69 hits and amassing 127 total bases. He supplied 52 RBI and scored 50 runs along with drawing 33 walks against a mere eight strikeouts.

Minton also stole 12 bases in 1977. He posted a slugging percentage of .804 and an on-base percentage of .541. Minton, who was also a four-year starting guard in basketball, signed with the Chicago Cubs organization after college.

Minton was inducted into the Bellarmine Athletics Hall of Fame in 1977.



KEN BRELAGE 1980


SECOND BASE • JASPER, IN

Ken Brelage arrived at Bellarmine after being a junior college transfer from Southeastern Illinois Junior College and made a seismic impact in his first season with the Knights.

As a junior in 1980, Brelage became the baseball program's second-ever All-American after garnering third-team recognition in D2 from Worth.

In 52 games that season, Brelage batted a team-high .363 with team bests of 65 hits, 14 doubles, 44 runs scored and 87 total bases. In addition, the second baseman ranked second on the team in RBI (36) and slugging percentage (.486) and was third in stolen bases with 16 in 18 attempts. The native of Jasper, Indiana, carried a .424 on-base percentage and walked 16 times while striking out on only 10 occasions.

In 1980, Brelage helped lead Bellarmine to its first-ever GLVC Tournament title and to a runner-up finish in the Central Regional of the NCAA II Tournament. He had batted .444 as a sophomore at Southeastern and was a two-time All-Conference pick there.



SCOTT WIEGANDT 1989

LHP • LOUISVILLE, KY

Scott Wiegandt made Bellarmine baseball program history in 1989 by becoming the first Knights pitcher to receive All-America honors, doing so after being acknowledged on the third team in D2 by the ABCA.


That season, the senior left-hander was also named GLVC Pitcher of the Year and South Atlantic Region Pitcher of the Year while earning the second All-GLVC accolade of his career.

In 1989, Wiegandt compiled a 7-2 record with a 1.66 ERA and 73 strikeouts in 71.2 innings pitched. The southpaw piled up eight complete games and notched a save. In GLVC play, the Louisville native went 7-0 with a 0.77 ERA and 44 strikeouts in 45.0 innings pitched.

Wiegandt was also impactful at the plate in 1989, batting .317 with two homers, six doubles and 27 RBI.

Wiegandt was a 45th-round draft pick of the Philadelphia Phillies in 1989. He was inducted into the Bellarmine Athletics Hall of Fame in 2000.





PAUL BURKE
1998

CATCHER • LOUISVILLE, KY

In a phenomenal and record-breaking junior campaign in 1998, Paul Burke garnered second-team All-America plaudits in D2 from the ABCA.


In addition, Burke received first-team All-Region notice and was a first-team All-GLVC selection in 1998.

The catcher's 76 hits that season were a program record while his 16 home runs and 61 RBI both ranked second all time. The Louisville native batted .413 with a .701 slugging percentage and amassed 129 total bases, 55 runs scored and 24 walks. He led the GLVC in RBI and ranked second in homers.

Burke departed Bellarmine in the program's all-time Top 10 in career homers (24), RBI (116) and batting average (.350).

Burke became the first position player in program history to get drafted after Bellarmine's three prior MLB selections were all pitchers. He was taken in the 34th round by the Atlanta Braves in 1998.

Burke was inducted into the Bellarmine Athletics Hall of Fame in 2009.



PATRICK BRADY
2008, 2010

UTILITY • LEXINGTON, KY

Patrick Brady's celebrated career at Bellarmine was punctuated in 2010 by becoming the baseball program's first-ever two-time All-American.

Brady was recognized as a third-team All-American in D2 by the D2CCA as a sophomore in 2008 and was an honorable-mention selection by the same organization in 2010. A middle infielder who also manned center field numerous times, he was named GLVC Player of the Year in 2008 and was a three-time first-team All-GLVC recipient.

In 2008, Brady batted .406 with a .712 slugging percentage and .460 on-base percentage. The native of Lexington, Kentucky, recorded program records of 86 hits and 30 doubles while accumulating nine homers, four triples, 62 runs scored and 17 stolen bases. In 2010, Brady batted .379 with a .694 slugging percentage and .406 on-base percentage. He supplied 13 homers, 20 doubles, seven triples, 56 RBI, 58 runs scored, 27 stolen bases and 88 hits, the latter breaking his own record.

Brady was a 48th-round draft pick of the Seattle Mariners in 2010.



MICHAEL THOMPSON
2009

RHP • NEWBURGH, IN

Right-hander Michael Thompson piled up the strikeouts and the awards for Bellarmine in 2009, the latter highlighted by D2 second-team All-America accolades from the ABCA and honorable-mention recognition from the D2CCA.

Those same two organizations that acknowledged him as an All-American also lauded him as the Midwest Region Pitcher of the Year.

In 2009, Thompson started in 13 of 14 appearances and went 8-2 with a shut-out and three complete games. The native of Newburgh, Indiana, posted a 2.84 ERA and racked up a program-record 118 strikeouts in 95.0 innings pitched. He held opposing hitters to a paltry .234 average. The righty reached double-digit strikeouts in five appearances, including fanning 16 against Findlay.

Thompson was selected in the 47th round of the 2009 MLB Draft by the St. Louis Cardinals.

Thompson was inducted into the Bellarmine Athletics Hall of Fame in 2023.





AUSTIN CRUTCHER 2015

OUTFIELD • LEXINGTON, KY

Known for his threatening combination of power and speed, Austin Crutcher maximized those weapons as a senior in 2015 at Bellarmine, earning D2 honorable-mention All-America laurels from the NCBWA along the way.

Crutcher finished the regular season leading the GLVC in home runs (16), doubles (20) and slugging percentage (.701) while ranking second in stolen bases (23). In addition, the native of Lexington, Kentucky, hit .321 with 59 hits and 39 RBI. In the regular-season finale against McKendree, the outfielder bashed three home runs.

Also in 2015, Crutcher was named GLVC Player of the Year and first-team All-GLVC and was a consensus first-team All-Midwest Region selection.

All told, Crutcher was a three-time first-team All-GLVC honoree and three-time All-Region recipient.

For his career, Crutcher batted .347 with a .602 slugging percentage, .414 on-base percentage, 37 homers, 72 doubles, 13 triples, 84 stolen bases and 156 RBI.



CHRIS GAMBERT 2019

CATCHER • LOUISVILLE, KY

As a junior in 2019, Chris Gambert became the full-time starting catcher for Bellarmine and flourished in the heightened role, punctuated by D2 second-team All-America recognition from the ABCA and D2CCA.

Gambert finished the regular season leading the GLVC in slugging percentage (.745) and tied for first in home runs. Including the postseason, the Louisville native ended up leading the team in homers with 16. He batted .391, carried a .465 on-base percentage and amassed 15 doubles, 74 hits, 51 RBI and 40 runs scored.

Gambert was named first-team All-GLVC and first-team All-Region by the D2CCA and ABCA. An exceptional student, he was acknowledged as a Google Cloud Academic All-American.

Gambert in 2021 became the first Knight in Bellarmine's D1 era to crack double-digits in the home-run column after walloping 11.

For his career, Gambert hit .304 with 36 homers, 32 doubles, 116 RBI and a .598 slugging percentage.



ZAC WILEY 2019

OUTFIELD • SHELBYVILLE, KY

Zac Wiley produced one of the most accomplished seasons in the history of Bellarmine baseball in 2019, which culminated in second-team D2 All-America acknowledgment from the D2CCA and honorable-mention laurels from the NCBWA.

A redshirt senior, Wiley preceded the All-America awards by being named Midwest Region Player of the Year by both the D2CCA and NCBWA. Those honors followed his coronation as GLVC Player of the Year. The outfielder was a consensus first-team All-Region selection and the lone unanimous first-team All-GLVC pick.

Wiley batted .371 with a .662 slugging percentage and .462 on-base percentage. In addition, the native of Shelbyville, Kentucky, amassed 14 home runs, 20 doubles, 65 RBI, 79 hits and 61 runs scored. He was the GLVC's regular-season leader in RBI and total bases while tying for first in home runs.

Wiley finished his career as a three-time All-Region performer and three-time All-GLVC recipient.





ALEX PHILLIPS 2019

UTILITY • LOUISVILLE, KY

Alex Phillips stamped his place among the top utility players in Bellarmine baseball history in 2019 when the outfielder/pitcher garnered D2 honorable-mention All-America plaudits from the D2CCA.

Phillips' dual-threat abilities were showcased to full effect as a senior, when he batted .387 with 74 hits, 53 runs scored, 25 RBI and 13 stolen bases as a dangerous lead-off hitter while going 4-1 with a 4.15 ERA, two complete games and 76 strikeouts in 73.2 innings pitched in 13 starts on the mound.

Phillips was named second-team All-GLVC as both an outfielder and a starting pitcher. The Louisville native was recognized as first-team All-Region as a utility by the D2CCA.

Phillips was both a three-time All-GLVC and three-time All-Region selection during his tenure with the Knights. For his career, Phillips batted .343 with 186 hits, 104 runs scored and 34 stolen bases. On the mound, the left-hander recorded 14 wins with two shutouts and five complete games while striking out 172 in 192.1 innings pitched.



MATT HIGGINS 2019, 2022

OUTFIELD • LOUISVILLE, KY

Matt Higgins made Bellarmine athletics history in 2022 by becoming the first and only student-athlete in any of BU's sports to earn All-America accolades at both the Division II and Division I levels.

As a sophomore in 2019, Higgins was a consensus D2 All-American after earning third-team honors from the ABCA and D2CCA and honorable-mention notice from the NCBWA. The outfielder batted a GLVC-best .419 with 13 homers, 18 doubles, 90 hits, 63 RBI and 63 runs scored. The Louisville native was consensus first-team All-Region and first-team All-GLVC.

As a fifth-year senior and in his second and final season against D1 competition, Higgins became a two-time All-American after garnering second-team plaudits from the ABCA and Collegiate Baseball Newspaper. The 2022 ASUN Player of the Year finished the regular season tied for eighth nationally in home runs (22) and was ninth in slugging percentage (.770). In addition, he batted .366 with 20 doubles and 61 RBI. Higgins was first-team All-ASUN and first-team ABCA All-Region.





DIVISION I ERA (2021 to Present)

ALL-AMERICA AWARDS

**COLLEGIATE BASEBALL NEWSPAPER -
COLLEGIATE BASEBALL ALL-AMERICA**

SEASON	PLAYER	CLASS	TEAM	POS.
2022	Matt Higgins	Sr.-5th	2nd	OF

**AMERICAN BASEBALL COACHES ASSOCIATION -
ABCA ALL-AMERICA**

SEASON	PLAYER	CLASS	TEAM	POS.
2022	Matt Higgins	Sr.-5th	2nd	OF

ALL-REGION AWARDS

**AMERICAN BASEBALL COACHES ASSOCIATION -
ABCA ALL-REGION**

SEASON	PLAYER	CLASS	TEAM	POS.
2022	Matt Higgins	Sr.-5th	1st	OF

CONFERENCE SUPERLATIVE AWARDS

ASUN CONFERENCE - ASUN PLAYER OF THE YEAR

SEASON	PLAYER	CLASS	POS.
2022	Matt Higgins	Sr.-5th	OF

ALL-CONFERENCE AWARDS

ASUN CONFERENCE - ALL-ASUN

SEASON	PLAYER	CLASS	TEAM	POS.
2025	Landon Akers	R-Fr.	2nd	SS
2024	Casey Sorg	Jr.	1st	1B
2024	Will Aubel	Sr.-5th	3rd	OF
2022	Matt Higgins	Sr.-5th	1st	OF
2021	Josh Finerty	Sr.-5th	1st	3B
2021	Matt Higgins	Sr.	2nd	OF

ASUN CONFERENCE - ASUN ALL-FRESHMAN TEAM

SEASON	PLAYER	POS.
2025	Landon Akers	SS
2021	Davis Crane	1B

ASUN CONFERENCE - ACADEMIC ALL-ASUN TEAM

SEASON	PLAYER	CLASS	POS.
2025	Landon Akers	R-Fr.	SS
2025	Joey Milto	Jr.	OF
2021	Josh Finerty	Sr.-5th	3B
2021	Deylen Miley	Sr.-5th	SP

CONFERENCE PRESEASON AWARDS

ASUN CONFERENCE - PRESEASON ALL-ASUN TEAM

SEASON	PLAYER	CLASS	POS.
2025	Casey Sorg	Sr.	1B
2022	Matt Higgins	Sr.-5th	OF

NATIONAL WEEKLY AWARDS

**COLLEGIATE BASEBALL NEWSPAPER -
COLLEGIATE BASEBALL NATIONAL PLAYERS OF THE WEEK**

SEASON	DATE	PLAYER	CLASS	POS.
2022	4/12	Matt Higgins	Sr.-5th	OF

**NATIONAL COLLEGIATE BASEBALL WRITERS ASSOCIATION -
NCBWA NATIONAL PLAYER OF THE WEEK**

SEASON	DATE	PLAYER	CLASS	POS.
2022	4/12	Matt Higgins	Sr.-5th	OF

CONFERENCE WEEKLY AWARDS

ASUN CONFERENCE - ASUN PLAYER OF THE WEEK

SEASON	DATE	PLAYER	CLASS	POS.
2024	4/1	Will Aubel	Sr.-5th	OF
2022	4/11	Matt Higgins	Sr.-5th	OF
2022	5/2	Matt Higgins	Sr.-5th	OF
2021	3/22	Josh Finerty	Sr.-5th	3B

ASUN CONFERENCE - ASUN PITCHER OF THE WEEK

SEASON	DATE	PLAYER	CLASS
2023	2/20	Nolan Pender	Sr.

CHARACTER AWARDS

ASUN CONFERENCE - ASUN WINNERS FOR LIFE TEAM

SEASON	PLAYER	CLASS	POS.
2021	Josh Finerty	Sr.-5th	3B

ACADEMIC AWARDS

COLLEGE SPORTS COMMUNICATORS -

CSC ACADEMIC ALL-DISTRICT TEAM

2024: Nolan Pender, Ross Goldschlag, Jake Agarwal, Brady Morse, Luke Scales

2023: Colin Bertsch, Matt Craven, Tommy Dilz, Nolan Pender, Brett Pfaadt

**ASUN CONFERENCE - ASUN HONORS GRADUATE
(graduate with minimum 3.5 GPA)**

2023-24: Jake Agarwal, Gavin Braunecker, Matt Flaherty

2022-23: Drew Buhr, Dylan Byerly, Matt Craven, Tommy Dilz, Nolan Pender, Brett Pfaadt, Steven Thom

2021-22: Jon Cato, Matt Craven, Ethan English, Clayton Mehlbauer, Nick Parrish

ASUN CONFERENCE - ASUN HONOR ROLL

2023-24 (32): Jake Agarwal, Landon Akers, Will Aubel, Gavin Braunecker, Noah Brite, Carson Brower, Chase Carver, Jackson Case, Blake Donnan, Devin Ecklar, Matt Flaherty, Ross Goldschlag, Arren Hash, Cooper Hellman, Jackson Irwin, Ryan Johnson, Zac Jones, Nate Lang, Sam Matherly, Cole McMichael, Joey Milto, Brady Morse, Nolan Pender, Charlie Rife, Jacob Rowold, Luke Scales, Casey Sorg, Luke Stevens, Thomas Sylvester, Ben Tedesco, Steven Thom, Brady Willis

2022-23 (25): Will Aubel, Peyton Back, Colin Bertsch, Gavin Braunecker, Drew Buhr, Dylan Byerly, Jackson Case, Conner Christopher V, Davis Crane, Matt Craven, Tommy Dilz, Devin Ecklar, Arren Hash, Ryan Johnson, Cody Medley, Joey Milto, Brady Morse, Paul Osting, Nolan Pender, Brett Pfaadt, Charlie Rife, Luke Scales, Casey Sorg, Steven Thom, Brady Willis

2021-22 (27): A.J. Arnold, Will Aubel, Peyton Back, Colin Bertsch, Gavin Braunecker, Drew Buhr, Dylan Byerly, Jon Cato, Zac Common, Davis Crane, Matt Craven, Tommy Dilz, Devin Ecklar, Ethan English, Matt Higgins, Ryan Johnson, Cody Medley, Clayton Mehlbauer, Jacob Mulcahy, Noah Nelson, Jack Ockerman, Nick Parrish, Nolan Pender, Brett Pfaadt, Adam Spalding, Robert Sproul, Steven Thom

CONTINUED NEXT PAGE





ASUN HONOR ROLL CONTINUED

2020-21 (37): Patrick Arndt, A.J. Arnold, Will Aubel, Peyton Back, Shane Barringer, Gavin Braunecker, Drew Buhr, Kevin Butler, Dylan Byerly, Jon Cato, Alex Cleverly, Zac Common, Davis Crane, Matt Craven, Reece Davis, Tommy Dilz, Devin Ecklar, Anthony Ethington, Josh Finerty, Chris Gambert, Matt Higgins, Ryan Johnson, Cody Medley, Clayton Mehlbauer, Deylen Miley, Jacob Mulcahy, Jacob Nagel, Noah Nelson, Jack Ockerman, Nick Parrish, Nolan Pender, Brett Pfaadt, Justin Rouse, Adam Spalding, Robert Sproul, Steven Thom, Blake Wheeler

AMERICAN BASEBALL COACHES ASSOCIATION - ABCA DIVISION I TEAM ACADEMIC EXCELLENCE AWARD (Minimum 3.0 GPA for academic year)

YEARS HONORED

2021-22, 2020-21

DIVISION II & PRE-DII ERA (1952-2020)

ALL-AMERICA AWARDS

DIVISION II CONFERENCE COMMISSIONERS ASSOCIATION - D2CCA DII ALL-AMERICA

SEASON	PLAYER	CLASS	TEAM	POS.
2019	Chris Gambert	Jr.	2nd	C
2019	Matt Higgins	So.	3rd	OF
2019	Zac Wiley	Sr.	2nd	OF
2019	Alex Phillips	Sr.	HM	U
2010	Patrick Brady	Sr.	HM	U
2009	Michael Thompson	Sr.	HM	SP
2008	Patrick Brady	So.	3rd	2B

AMERICAN BASEBALL COACHES ASSOCIATION - ABCA DII ALL-AMERICA

SEASON	PLAYER	CLASS	TEAM	POS.
2019	Chris Gambert	Jr.	2nd	C
2019	Matt Higgins	So.	3rd	OF
2009	Michael Thompson	Sr.	2nd	SP
1998	Paul Burke	Jr.	2nd	C
1989	Scott Wiegandt	Sr.	3rd	SP
1977	Dewey Minton	Sr.	1st	2B

NATIONAL COLLEGIATE BASEBALL WRITERS ASSOCIATION - NCBWA DII ALL-AMERICA

SEASON	PLAYER	CLASS	TEAM	POS.
2019	Matt Higgins	So.	HM	OF
2019	Zac Wiley	Sr.	HM	OF
2015	Austin Crutcher	Sr.	HM	OF

WORTH DII ALL-AMERICA

SEASON	PLAYER	CLASS	TEAM	POS.
1980	Ken Brelage	Jr.	3rd	2B
1977	Dewey Minton	Sr.	1st	2B

GOLD GLOVE AWARDS

AMERICAN BASEBALL COACHES ASSOCIATION - ABCA DII NATIONAL GOLD GLOVE TEAM

SEASON	PLAYER	CLASS	POS.
2018	Griffin Neuer	Sr.	OF
2017	Drew Greenwood	Jr.	SS

AMERICAN BASEBALL COACHES ASSOCIATION - ABCA DII REGIONAL GOLD GLOVE TEAM

SEASON	PLAYER	CLASS	TEAM	POS.
2016	Cole Metcalfe	Sr.	NA	3B
2014	Justin Eberenz	Sr.	1st	SS
2014	Jes Staples	So.	2nd	OF
2011	Braxton Graven	Sr.	NA	OF

REGIONAL SUPERLATIVE AWARDS

DIVISION II CONFERENCE COMMISSIONERS ASSOCIATION - D2CCA DII MIDWEST REGION PLAYER OF THE YEAR

SEASON	PLAYER	CLASS	POS.
2019	Zac Wiley	Sr.	OF

NATIONAL COLLEGIATE BASEBALL WRITERS ASSOCIATION - NCBWA DII MIDWEST REGION PLAYER OF THE YEAR

SEASON	PLAYER	CLASS	TEAM	POS.
2019	Zac Wiley	Sr.	1st	OF

DIVISION II CONFERENCE COMMISSIONERS ASSOCIATION - D2CCA DII MIDWEST REGION PITCHER OF THE YEAR

SEASON	PLAYER	CLASS	POS.
2009	Michael Thompson	Sr.	SP

AMERICAN BASEBALL COACHES ASSOCIATION - ABCA DII MIDWEST REGION PITCHER OF THE YEAR

SEASON	PLAYER	CLASS	POS.
2009	Michael Thompson	Sr.	SP
1989	Scott Wiegandt	Sr.	SP

ALL-REGION AWARDS

DIVISION II CONFERENCE COMMISSIONERS ASSOCIATION - D2CCA DII ALL-REGION

SEASON	PLAYER	CLASS	TEAM	POS.
2019	Zac Wiley	Sr.	1st	OF
2019	Chris Gambert	Jr.	1st	C
2019	Matt Higgins	So.	1st	OF
2019	Alex Phillips	Sr.	1st	U
2019	Eddie Mathis	Sr.	2nd	SP
2018	Eddie Mathis	Jr.	1st	SP
2018	Alex Phillips	Jr.	1st	U
2018	Zac Wiley	Jr.	2nd	OF
2017	Eddie Mathis	So.	2nd	SP
2017	Alex Phillips	So.	2nd	U
2016	Hunter Spencer	So.	1st	SP
2016	Cole Metcalfe	Sr.	1st	3B
2015	Austin Crutcher	Sr.	1st	OF
2014	Austin Crutcher	Jr.	2nd	OF
2013	Kyle Grana	Sr.	2nd	SP
2012	Kyle Grana	Jr.	2nd	SP
2011	Braxton Graven	Sr.	2nd	OF
2010	Patrick Brady	Sr.	1st	U
2009	Michael Thompson	Sr.	1st	SP
2009	Braxton Graven	So.	2nd	OF





AMERICAN BASEBALL COACHES ASSOCIATION - ABCA DII ALL-REGION

SEASON	PLAYER	CLASS	TEAM	POS.
2019	Zac Wiley	Sr.	1st	OF
2019	Chris Gambert	Jr.	1st	C
2019	Matt Higgins	So.	1st	OF
2019	Eddie Mathis	Sr.	2nd	SP
2018	Eddie Mathis	Jr.	1st	SP
2017	Zac Wiley	So.	1st	DH
2017	Eddie Mathis	So.	2nd	SP
2016	Hunter Spencer	So.	1st	SP
2015	Austin Crutcher	Sr.	1st	OF
2014	Austin Crutcher	Jr.	2nd	OF
2013	Austin Crutcher	So.	2nd	OF
2013	Kyle Grana	Sr.	2nd	SP
2012	Kyle Grana	Jr.	2nd	SP
2010	Patrick Brady	Sr.	1st	INF
2009	Michael Thompson	Sr.	1st	SP
2009	Patrick Brady	Jr.	2nd	2B
2009	Braxton Graven	So.	2nd	OF
1998	Paul Burke	Jr.	1st	C
1989	Scott Wiegandt	Sr.	1st	SP

NATIONAL COLLEGIATE BASEBALL WRITERS ASSOCIATION - NCBWA DII ALL-REGION

SEASON	PLAYER	CLASS	TEAM	POS.
2019	Zac Wiley	Sr.	1st	OF
2019	Matt Higgins	So.	1st	OF
2019	Chris Gambert	Jr.	2nd	C
2019	Eddie Mathis	Sr.	2nd	SP
2018	Eddie Mathis	Jr.	1st	SP
2017	Eddie Mathis	So.	2nd	SP
2017	Brady Pfaadt	Jr.	2nd	C
2016	Hunter Spencer	So.	1st	SP
2016	Cole Metcalfe	Sr.	2nd	3B
2015	Austin Crutcher	Sr.	1st	OF
2013	Kyle Grana	Sr.	2nd	SP
2011	Braxton Graven	Sr.	1st	OF
2010	Patrick Brady	Sr.	1st	U

DII ALL-REGION

SEASON	PLAYER	CLASS	TEAM	POS.
1994	Andy Lyon	So.	1st	1B
1993	Pat McClinton	Sr.		P
1979	Keith Leinenbach	So.	1st	OF
1979	Willie Yates	Sr.	1st	P
1979	Tom Meyer	So.	2nd	DH

Note: All-Region honor denoted in team document but awarding organization not specified.

CONFERENCE SUPERLATIVE AWARDS

GREAT LAKES VALLEY CONFERENCE - GLVC PLAYER OF THE YEAR

SEASON	PLAYER	CLASS	POS.
2019	Zac Wiley	Sr.	OF
2015	Austin Crutcher	Sr.	OF
2008	Patrick Brady	So.	2B
1989	Scott Wiegandt	Sr.	SP

GREAT LAKES VALLEY CONFERENCE - GLVC PITCHER OF THE YEAR

SEASON	PLAYER	CLASS	POS.
2018	Eddie Mathis	Jr.	SP
2016	Hunter Spencer	So.	SP

2009 Michael Thompson Sr. SP

GREAT LAKES VALLEY CONFERENCE - GLVC FRESHMAN OF THE YEAR

SEASON	PLAYER	POS.
2002	Steve Polio	2B

GREAT LAKES VALLEY CONFERENCE - GLVC COACH OF THE YEAR

SEASON	COACH
2008	Deron Spink
1989	Kevin Kocks

ALL-CONFERENCE AWARDS

GREAT LAKES VALLEY CONFERENCE - ALL-GLVC

SEASON	PLAYER	CLASS	TEAM	POS.
2019	Zac Wiley	Sr.	1st	OF
2019	Chris Gambert	Jr.	1st.	C
2019	Matt Higgins	So.	1st	OF
2019	Eddie Mathis	Sr.	2nd	SP
2019	Deylen Miley	Jr.	2nd	DH
2019	Alex Phillips	Sr.	2nd	OF
2019	Alex Phillips	Sr.	2nd	SP
2018	Eddie Mathis	Jr.	1st	SP
2018	Josh Finerty	Jr.	1st	3B
2018	Griffin Neuer	Sr.	1st	OF
2018	Alex Ralph	Sr.	1st	2B
2018	Hunter Spencer	Sr.	1st	SP
2018	Zac Wiley	Jr.	1st	OF
2018	Drew Greenwood	Sr.	2nd	SS
2018	Jacob Nagel	So.	2nd	SP
2018	Alex Phillips	Jr.	2nd	OF
2017	Eddie Mathis	So.	1st	SP
2017	Brady Pfaadt	Jr.	1st	C
2017	Hunter Spencer	Jr.	1st	SP
2017	Drew Greenwood	Jr.	2nd	SS
2017	Griffin Neuer	Jr.	2nd	OF
2017	Alex Phillips	So.	2nd	OF
2017	Zac Wiley	So.	2nd	DH
2016	Hunter Spencer	So.	1st	SP
2016	Cole Metcalfe	Sr.	1st	3B
2016	Jes Staples	Sr.	1st	OF
2016	Austin Warner	Sr.	2nd	SP
2015	Austin Crutcher	Sr.	1st	OF
2015	Cole Metcalfe	Jr.	1st	3B
2015	Austin Warner	Jr.	1st	SP
2015	Nick Wright	So.	1st	1B
2015	Eddie Mathis	Fr.	2nd	SP
2015	Jes Staples	Jr.	2nd	OF
2014	Austin Crutcher	Jr.	1st	OF
2014	Curtis McCombs	Sr.	1st	SP
2014	Andy Gehr	Jr.	2nd	2B
2013	Austin Crutcher	So.	1st	OF
2013	Ryan Dixon	So.	1st	RP
2013	Kyle Grana	Sr.	1st	SP
2013	Jason Sterrett	Sr.	2nd	SP
2012	Kyle Grana	Jr.	1st	SP
2012	Kal Scheler	Sr.	2nd	1B
2012	Kyle Roden	Sr.	2nd	C
2012	Phil Forbis	Jr.	2nd	SP
2012	Justin Strohmeier	Jr.	2nd	RP

CONTINUED NEXT PAGE





ALL-GLVC CONTINUED

2011	Braxton Graven	Sr.	1st	OF	1991	Chris Martinez	Jr.	1st	P
2011	Kyle Roden	Jr.	2nd	C	1991	Bryan Wiegandt	So.	HM	NA
2011	Kyle Grana	So.	2nd	SP	1991	Larry Simpson	So.	HM	NA
2011	Ben Fuchs	Fr.	3rd	SP	1991	Chris London	Sr.	HM	NA
2011	Phil Forbis	So.	3rd	RP	1990	Bryan Wiegandt	Fr.	1st	
2010	Patrick Brady	Sr.	1st	U	1989	Scott Wiegandt	Sr.	1st	NA
2010	Cory Thomas	Fr.	3rd	RP	1989	Brent Adams	So.	1st	NA
2009	Michael Thompson	Sr.	1st	SP	1989	Ed Sullivan	Sr.	1st	NA
2009	Patrick Brady	Jr.	1st	2B	1989	Mike Meister	Jr.	1st	NA
2009	Braxton Graven	So.	1st	OF	1988	Brent Adams	Fr.	1st	NA
2009	Adam Chester	Sr.	2nd	OF	1987	Mike Crabtree	Jr.	1st	NA
2009	Ryan Krull	Sr.	3rd	RP	1987	Chris Ball	Jr.	1st	NA
2009	Todd Duckworth	Fr.	3rd	U	1987	Jim Tencza	So.	1st	NA
2008	Patrick Brady	So.	1st	2B	1987	Scott Wiegandt	So.	1st	NA
2008	Jeff Dillman	Sr.	1st	1B	1986	Barry Stewart	Sr.		
2008	Braxton Graven	Fr.	1st	DH	1986	Norm Pfaadt	So.		
2008	Shane Noble	Sr.	1st	OF	1986	Craig Sharpe	Sr.		
2008	Derek Mattingly	Jr.	2nd	SP	1985	Mike Peters	Sr.		
2008	Nate Nevin	Sr.	2nd	SP	1985	Kevin Wietlauf	Sr.		
2007	Michael Thompson	So.	1st	SP	1985	Ron Ferch	Sr.		
2007	Jeff Dillman	Jr.	2nd	1B	1984	Tom O'Shea	Jr.		
2007	Shane Noble	Jr.	2nd	OF	1984	Mike Peters	Jr.		
2007	Nate Nevin	Jr.	2nd	SP	1984	Kevin Wietlauf	Jr.		
2007	Cameron Howell	Jr.	HM	C	1984	Barry Stewart	So.		
2007	Alex Kuebbing	Jr.	HM	RP	1982	Kevin Weitlauf	Fr.	1st	3B
2006	Ryan Morrison	Jr.	2nd	SP	1982	Jose Cubero	Sr.	1st	OF
2006	Adam Chester	Fr.	2nd	OF	1982	Steve Coffey	Sr.	1st	OF
2006	Brian Scott	Sr.	HM	INF	1982	Tom O'Shea	So.	1st	C
2005	Ryan Kulhman	Jr.	1st	OF	1982	Mark Sturtzel	Jr.	1st	P
2004	Marcus Bickwermert	So.	2nd	SS					
2004	Jay Pitts	Sr.	2nd	C					
2004	Jason Bibelhauser	Sr.	2nd	SP					
2004	Ryan Kulhman	So.	2nd	OF					
2003	Steve Polio	So.	2nd	2B					
2003	Jason Bibelhauser	Jr.	2nd	SP					
2002	Steve Polio	Fr.	2nd	2B					
2002	Kyle Scott	Sr.	2nd	C					
2000	Todd Wellemeyer	Jr.	2nd	P					
1999	Michael Bush	Fr.	1st	U					
1999	David Masterson	Jr.	2nd	1B					
1999	John Eichberger	Sr.	2nd	OF					
1998	Paul Burke	Jr.	1st	C					
1998	John Stratman	Sr.	2nd	1B					
1998	John Eichberger	Jr.	2nd	OF					
1997	John Stratman	Jr.	2nd						
1996	Chad Ramsey	Jr.	1st	OF					
1996	Andy Lyon	Sr.	1st	DH					
1996	Kevin Malone	Sr.	2nd	U					
1996	John Stratman	So.	2nd	OF					
1994	Chad Ramsey	Fr.	1st						
1994	Kevin Malone	So.	2nd						
1994	Andy Lyon	So.	2nd						
1993	Pete Bifone	Sr.	1st	1B					
1993	Pat McClinton	Sr.	1st	P					
1993	Larry Simpson	Sr.	2nd	U					
1992	Mike Malone	Sr.	1st	C					
1992	Bryan Wiegandt	Jr.	1st	IF					
1992	Pete Bifone	Jr.	1st	OF					
1992	Gilly Simpson	Jr.	1st	OF					
1992	Danny Garness	So.	HM	NA					
1992	Ron Hause	Sr.	HM	NA					
1992	Joe Mozzali	Sr.	HM	NA					
1992	Ryan Kelly	Fr.	HM	NA					

NOTE: NA (not applicable); GLVC did not denote positions on All-GLVC Teams these seasons.

CONFERENCE WEEKLY AWARDS

GREAT LAKES VALLEY CONFERENCE - GLVC PLAYER OF THE WEEK

SEASON	DATE	PLAYER	CLASS	POS.
2020	3/9	Josh Finerty	Sr.	3B
2019	3/4	Zac Wiley	Sr.	OF
2019	3/25	Zac Wiley	Sr.	OF
2019	4/2	Matt Higgins	So.	OF
2019	4/15	Chris Gambert	Jr.	C
2018	3/5	Griffin Neuer	Sr.	OF
2017	3/13	Zac Wiley	So.	DH
2015	3/6	Austin Crutcher	Sr.	OF
2013	3/25	Austin Crutcher	So.	OF
2012	3/12	Cody Scheler	Sr.	OF
2010	2/22	Patrick Brady	Sr.	U
2009	4/6	Braxton Graven	So.	OF
2008	3/31	Patrick Brady	So.	2B
2006	Week 1	Brian Clark	Fr.	INF
2006	Week 6	Adam Chester	Fr.	OF
2005	Week 1	Marcus Bickwermert	Jr.	INF
2005	Week 4	Shawn O'Dell	Sr.	OF
2005	Week 5	Kyle Harkins	Fr.	INF





GREAT LAKES VALLEY CONFERENCE - GLVC PITCHER OF THE WEEK

SEASON	DATE	PLAYER	CLASS
2020	2/24	Brandon Pfaadt	Jr.
2019	4/15	Alex Phillips	Sr.
2018	4/2	Eddie Mathis	Jr.
2017	3/13	Hunter Spencer	Jr.
2017	3/20	Alex Phillips	So.
2015	4/13	Austin Warner	Jr.
2012	3/12	Phil Forbis	Jr.
2009	2/23	Kyle Switalski	Jr.
2009	4/20	Michael Thompson	Sr.
2006	Week 6	Ryan Morrison	Jr.
2002	Week 1	B.J. Treece	Sr.
2002	Week 3	B.J. Treece	Sr.
2002	Week 5	Eric Scroggin	Jr.

ACADEMIC AWARDS

COLLEGE SPORTS INFORMATION DIRECTORS OF AMERICA - CoSIDA DII ACADEMIC ALL-AMERICA

SEASON	PLAYER	CLASS	TEAM	POS.
2020	Chris Gambert	Sr.	1st	C
2020	Josh Finerty	Sr.	1st	INF
2019	Chris Gambert	Jr.	3rd	C

GREAT LAKES VALLEY CONFERENCE - ACADEMIC ALL-GLVC

2019-20 (21): A.J. Arnold, Shane Barringer, Alex Cleverly, Matt Craven, Reece Davis, Tommy Dilz, Anthony Ethington, Josh Finerty, Chris Gambert, Ryan Johnson, Clayton Mehlbauer, Deylen Miley, Jacob Mulcahy, Jacob Nagel, Nick Parrish, Nolan Pender, Brandon Pfaadt, Brett Pfaadt, Adam Spalding, Robert Sproul, Steven Thom

2018-19 (20): Shane Barringer, Kyle Beach, Ethan Cleary, Alex Cleverly, Matt Craven, Anthony Ethington, Josh Finerty, Chris Gambert, Trevor Lines, Eddie Mathis, Clayton Mehlbauer, Jacob Mulcahy, Jacob Nagel, Nick Parrish, Jacob Pendred, Willie Poe, Justin Rouse, Robert Sproul, Blake Wheeler, Zac Wiley

2017-18 (16): Kyle Beach, Ethan Cleary, Anthony Ethington, Josh Finerty, Chris Gambert, Drew Greenwood, Trevor Lines, Nolan May, Clayton Mehlbauer, Jacob Mulcahy, Jacob Nagel, Griffin Neuer, Brady Pfaadt, Willie Poe, Yancey Pritchett, Hunter Spencer

2016-17 (15): Chris Allen, Kyle Beach, Michael Belliveau, Will Birch, Ethan Cleary, Josh Finerty, Chris Gambert, Jackson Gooding, Drew Greenwood, Trevor Lines, Eddie Mathis, Willie Poe, Dylan Sexton, Hunter Spencer, Zach Williams

2015-16 (10): Kyle Beach, Michael Belliveau, Josh Finerty, Jarrett Harness, Conor Hayes, Zach Haynes, Trevor Lines, Evan McNair, Joe Patzelt, Nick Wright

2014-15 (8): Anthony Baker, Michael Belliveau, Zach Haynes, Phillip Leopold, Nolan May, Evan McNair, Joe Patzelt, John Shea

2013-14 (8): Anthony Baker, Michael Belliveau, Justin Eberenz, Zach Haynes, Phillip Leopold, Evan McNair, Joe Patzelt, John Shea

2012-13 (9): Anthony Baker, Phillip Forbis, Zach Haynes, Brian Hockman, Patrick Krumme, Phillip Leopold, Michael Morrisette, Joe Patzelt, Jason Sterrett

2011-12 (11): Matt Bayes, Phil Forbis, Brian Hockman, Patrick Krumme, Phillip Leopold, Michael Morrisette, Ryan Pierce, Taylor Scarlett, Cody Scheler, Jason Sterrett, Matthew Tewell

2010-11 (9): Matthew Bayes, Ben Fuchs, Brian Hockman, Michael Morrisette, Taylor Scarlett, Calvin Scheler, Ryan Sheehy, Jason Sterrett, Matthew Tewell

2009-10 (5): Matthew Bayes, Anthony Fazi, Taylor Scarlett, Ryan Sheehy, Jason Sterrett

2008-09 (4): Anthony Fazi, Taylor Scarlett, Calvin Scheler, Ryan

Sheehy

2007-08 (4): Alex Kuebbing, Nathan Nevin, Taylor Scarlett, Ryan Sheehy

2006-07 (7): Mathew DeMasters, Alex Kuebbing, Logan Manford, Micah McNatt, Colin Neumann, Nathan Nevin, Martin Roberts

2005-06 (6): Marcus Bickwermert, Alex Kuebbing, Ryan Kuhlman, Micah McNatt, Colin Neumann, Nathan Nevin

2004-05 (7): Marcus Bickwermert, Alex Kuebbing, Ryan Kuhlman, Micah McNatt, Colin Neumann, Nathan Nevin, Brian Runyan

2003-04 (10): Marcus Bickwermert, Joseph Burket, Ryan Dodson, Ryan Kuhlman, Brian McAllister, Micah McNatt, Colin Neumann, Jay Pitts, Brian Runyan, Cliff Schwab

2002-03 (10): Marcus Bickwermert, Joseph Burket, Ben Cottrell, Ryan Dodson, Mark Fandino, Thomas Keene, Ryan Kuhlman, Brian McAllister, Jay Pitts, Brian Runyan

2001-02 (5): Curtis Davis, Ryan Dodson, Brian McAllister, C.J. Robinson, B.J. Treece

2000-01 (6): Chris Burkett, Curtis Davis, Ryan Dodson, Jeff Lee, C.J. Robinson, B.J. Treece

1999-00 (6): Chris Burket, Curtis Davis, Peter Kuhn, David Masterson, Clinton Robinson, Bryan Trecce

1998-99 (4): Chris Burket, Curtis Davis, David Masterson, Clinton Robinson

1997-98 (8): Paul Burke, Christopher Burket, Michael Eckhoff, Brandon Halfacre, David Masterson, Todd Oberhausen, James Thompson, Jim Bob Vincent

GREAT LAKES VALLEY CONFERENCE - GLVC COUNCIL OF PRESIDENTS ACADEMIC EXCELLENCE AWARD (Exhausts eligibility while maintaining minimum 3.5 total GPA)

YEAR	STUDENT-ATHLETE
2019	Kyle Beach
2019	Ethan Cleary
2019	Trevor Lines
2017	Michael Belliveau
2016	Zach Haynes
2016	Evan McNair
2015	Phillip Leopold
2013	Phil Forbis
2013	Michael Morrisette
2013	Jason Sterrett
2012	Matt Bayes
2012	Taylor Scarlett

GREAT LAKES VALLEY CONFERENCE - GLVC BROTHER JAMES GAFFNEY DISTINGUISHED SCHOLAR AWARD (4.0 GPA for academic year)

YEAR	STUDENT-ATHLETE	CLASS
2016-17	Kyle Beach	So.

GREAT LAKES VALLEY CONFERENCE - TEAM ACADEMIC ALL-GLVC AWARD (Minimum 3.30 team GPA for academic year)

YEAR	TEAM GPA
2019-20	3.43





PETE BIFONE

CLASS OF 1993 • INDUCTED 2002

- All-American: 1992-1993
- All-GLVC: 1990, 91, 92, 93
- Team captain: 1992-93
- 55 career home runs
- Gold Glove Award: 1992-93
- Played four years professionally for Padres and Yankees organizations

AL BURKE

CLASS OF 1972 • INDUCTED 1977

- Career leader in home runs by a catcher
- .281 career batting average
- John T. Loftus Award: 1972
- Silver Knight Award: 1972
- Bobby Bellarmine Award: 1972

PAUL BURKE

CLASS OF 1998 • INDUCTED 2009

- Became single-season hits leader with 76
- Became second on single-season RBIs list with 61
- Became second on single-season HR list with 16
- Finished third on career homer list with 24
- Became fourth on single-season slugging percentage list at .701
- Finished seventh in career RBIs with 116
- Became eighth in single-season average at .413
- Finished ninth in career batting average at .350
- Selected to ABCA All-America second team
- Chosen ABCA All-Region: 1998
- Most Valuable Player: 1998
- GLVC Academic All-Conference: 1996, 1997, 1998
- Played in Atlanta Braves organization

J. NEAL CLARK

CLASS OF 1972 • INDUCTED 2000

- Four-year starter, 149 games
- Co-captain: 1972
- Played on four winning teams
- Accumulated 125 RBIs in career
- Recorded 150 hits in career
- Posted a .474 slugging percentage in career

JIM CONNOR

CLASS OF 1970 • INDUCTED 1983

- Assistant basketball coach: 1966-1970
- Head baseball coach: 1966-1970
- Athletics director: 1968-1970

DICK EWING

CLASS OF 1974 • INDUCTED 2002

- Went a combined 9-0 on mound in two seasons
- Tossed three consecutive shutouts
- Fired two no-hitters in 1956 vs. Morehead and Thomas Moore
- Coached softball from 1980-92
- Posted a 249-121 coaching record in softball
- Led team to 21-1 mark in 1983
- Led team to 35-4 record and 1983 state championship
- Named Coach of the Year in 1983

ROBERT FALLER

CLASS OF 1961 • INDUCTED 1983

- Hit over .300 in 1958, 1959 and 1960
- Signed with San Francisco Giants in 1961

- Led 7th Army team in RBIs: 1963
- Been a top-10 hitter in school history

DON GARR

CLASS OF 1958 • INDUCTED 1986

- Three-time KIAC champions
- Pitched BU to 11-5 record in 1958
- Leading pitcher on championship team

JACK HAURY

CLASS OF 1956 • INDUCTED 1977

- Four-year starter at second base
- Led team in hitting in 1953, 1954 and 1956
- Hit .482 in 1954
- Led team in victories over Kentucky, Louisville and Indiana in 1954

JOHN HERBERT

CLASS OF 1956 • INDUCTED 1978

- Went 7-0 as a freshman pitcher
- Defeated Indiana and Kentucky on the mound
- Pitched and won doubleheader against Centre: 1954
- Tossed a 14-inning complete game
- Won nine straight games on the mound
- Accumulated a 23-2 career record
- Played three years with the Washington Senators

BERNIE HOLLKAMP

CLASS OF 1971 • INDUCTED 1977

- Achieved a .338 career batting average
- Compiled 19 homers and 60 steals in career
- Blasted school-record 12 homers in 1971
- Helped set new team record with 30 wins
- Received Silver Knight Award in 1971

GREG HUDELSON

CLASS OF 1976 • INDUCTED 2000

- Pitched in school-record 52 games
- Compiled school-record 17 complete games
- Threw school-record 242 innings
- Amassed school-record 209 strikeouts

KEITH LEINENBACH

CLASS OF 1981 • INDUCTED 1988

- Four-year starter in center field
- Carried .350 career batting average
- Hit .389 with nine doubles and 30 RBIs in 1982
- Named All-Region and MVP in 1981
- Amassed nine shutouts with 0.77 ERA one season

JIM MacGREGOR

CLASS OF 1958 • INDUCTED 1983

- Four-year starter at first base or catcher
- Two-time All-Conference: 1957-58
- Won Faculty Merit Award in 1958

JOHN MacLEOD

CLASS OF 1959 • INDUCTED 1980

- Earned eight letters playing three sports
- Was a reserve guard on basketball team
- Played catcher and outfield on baseball team
- Ran the 100, 220 and 440 in track
- Successful basketball coaching career that included stints at the University of Oklahoma and Notre Dame and with the Phoenix Suns



**PATRICK McCLINTON****CLASS OF 1993 • INDUCTED 2005**

- Pitched no-hitter against Centre in 1993
- Named All-GLVC in 1993
- Named Great Lakes All-Region in 1993
- Top 10 in nation in strikeouts per nine innings: 1993
- Played four years in Colorado Rockies organization
- Played one year in Baltimore Orioles organization

JIM McGEE**CLASS OF 1956 • INDUCTED 1978**

- Leading hitter on 1956 team
- Led team to victories over Kentucky and Indiana
- Batted .351 as a sophomore in 1955
- Played in Brooklyn Dodgers organization in 1956

MARTY MINOGUE**CLASS OF 1973 • INDUCTED 1977**

- Finished career first in career wins and complete games
- Finished career ranked fourth in earned run average
- Finished career ranked fifth in stolen bases
- Achieved .313 career batting average
- Played on NCAA Tournament team
- Won John T. Loftus Award in 1973

DEWEY MINTON**CLASS OF 1977 • INDUCTED 1977**

- NCAA All-American in 1977
- Most Valuable Player: 1975, 1976, 1977
- Led nation in doubles in 1977
- Also played four years for BU basketball
- Received Silver Knight Award in 1975
- Received John T. Loftus Award in 1976
- Received Norb Raque Award for free throws in 1976

JIM MORRIS**CLASS OF 1957 • INDUCTED 1982**

- Played catcher and batted over .300 every season
- Had seven RBIs and hit for cycle against Georgetown
- Led basketball team in scoring in 1954 and 1955
- Received Norb Raque Award for free throws
- Co-captain: 1956, 1957
- Received Faculty Merit Award in 1956, 1957

GENE MOSLEY**CLASS OF 1964 • INDUCTED 1979**

- Two-time All-KIAC: 1962, 1963
- Holds record for most consecutive games played at 102
- Leading scorer on basketball team as freshman and sophomore
- Shot 76.8 percent from free throw line for career
- Averaged 11.9 points over his career
- Received Silver Knight Award in 1964

LEO REIDINGER**CLASS OF 1959 • INDUCTED 1978**

- Named to KIAC All-Star Team
- Threw no-hitter against Berea in 1958
- Recorded victories over Indiana, Berea and Georgetown in 1956
- Pitched two straight shutouts as a sophomore

DON REISS**CLASS OF 1969 • INDUCTED 1981**

- Listed in Outstanding College Athletes in America in 1969
- Posted 8-2 record with seven straight wins in 1969

- Achieved a 15-10 career record
- Recorded a .279 career batting average

JACK STRATMAN**CLASS OF 1959 • INDUCTED 1979**

- Four-year starter at third base and shortstop
- Hit between .375-.400 all four years
- Played in Brooklyn Dodgers organization: 1957

MARK STURTZEL**CLASS OF 1983 • INDUCTED 2002**

- Named All-GLVC in 1982 and 1983
- Named All-American in Central Region in 1983
- Finished career second in all-time wins with 17
- Named to GLVC All-Freshman Team in 1980
- Posted 1.26 ERA in 1983
- Named Team MVP in 1982 and 1983

MICHAEL THOMPSON**CLASS OF 2009 • INDUCTED 2023**

- 2009 MLB Draft pick (47th round, St. Louis Cardinals)
- 2009 ABCA second-team All-American
- 2009 D2CCA honorable-mention All-American
- 2009 ABCA and D2CCA Midwest Region Pitcher of the Year
- 2009 GLVC Pitcher of the Year
- Two-time first-team All-GLVC (2007 and 2009)
- Upon induction, continued to hold program record for career strikeouts (342)
- Upon induction, continued to hold program record for single-season strikeouts (118, 2009) and second-highest total (99, 2007)
- Recorded 23 wins in career, including 8 each in 2007 and 2009

SCOTT WIEGANDT**CLASS OF 1989 • INDUCTED 2000**

- 1989 MLB Draft pick (45th round, Philadelphia Phillies)
- 1989 ABCA third-team All-American
- 1989 GLVC Player of the Year
- 1989 GLVC Paragon Award
- All-GLVC (1987 and 1989)
- 1989 All-Region Team MVP
- Posted 7-2 record, 1.66 ERA and eight complete games in 1989
- Earned 16 wins, amassed 22 complete games, logged 226.1 innings pitched and recorded 206 strikeouts in career

BRYAN WIEGANDT**CLASS OF 1993 • INDUCTED 2005**

- Four-year starter held .385 batting average and .985 fielding percentage
- Named All-GLVC in three separate years
- Named Great Lakes All-Region on two occasions
- Led GLVC in hitting as a freshman with .429 batting average
- Played two years in Philadelphia Phillies organization

WILLIE YATES**CLASS OF 1979 • INDUCTED 1986**

- Achieved 25-12 career pitching record
- Named first-team All-Great Lakes Region
- Earned 11 wins one season
- Held record for most innings pitched at 262
- Held record for most complete games with 26





Scott Wiegandt helped lead Bellarmine baseball to its first GLVC Tournament championship in 1989, while earning the prestigious Paragon Award as the league's most outstanding player for his efforts.

The hard-throwing lefty also earned All-America accolades from the American Baseball Coaches Association after compiling a 7-2 record and eight complete games in 11 appearances as a senior.

From 1986-89, Wiegandt tossed 22 complete games in 39 appearances for the Knights, accumulating 16 career wins in 226.1 innings pitched. His 206 career strikeouts still rank eighth all-time in school annals, while his 1.66 earned run aver-

age his senior season also remains the third-lowest in program history.

Following graduation, he went on to enjoy a lengthy career in professional baseball, playing the majority of his 10 seasons as a relief pitcher in the Philadelphia Phillies organization. As a pro, Wiegandt finished with a career ERA of 2.97 in more than 400 appearances.

Since retiring as a pro, Wiegandt returned to his alma mater to coach baseball for four years, serve as an assistant athletic director for two seasons, and is currently the school's director of athletics.



Scott Wiegandt
Great Lakes Valley Conference
Hall of Fame, Class of 2013

Bellarmino Baseball: 1985-1989



Photo by [Signature]





DIVISION I ERA (2021 to Present)

ASUN TOURNAMENT

YEAR	MATCH-UP/RESULT	SITE or HOST	LOCATION
2021	ASUN TOURNAMENT • 4-SEED NORTH		
5/21	(1N) Liberty 5, (4N) Bellarmine 2	Liberty Baseball Stadium	Lynchburg, VA
5/22	(1N) Liberty 12, (4N) Bellarmine 6	Liberty Baseball Stadium	Lynchburg, VA

DIVISION II & PRE-DII ERA (1952-2020)

NCAA II TOURNAMENT

YEAR	MATCH-UP/RESULT	SITE or HOST	LOCATION
2019	NCAA II TOURNAMENT • 5-SEED MIDWEST REGIONAL 1		
5/16	(5) Bellarmine 7, (4) Northwood 6	Schoonover Stadium	Kent, OH
5/17	(8) Tiffin 8, (5) Bellarmine 5	Schoonover Stadium	Kent, OH
5/17	(1) Ashland 8, (5) Bellarmine 7	Schoonover Stadium	Kent, OH
2018	NCAA II TOURNAMENT • 2-SEED MIDWEST REGIONAL		
5/17	(7) Southern Indiana 9, (2) Bellarmine 7 (12 innings)	Robin Roberts Stadium	Springfield, IL
5/18	(2) Bellarmine 6, (3) Northwood 1	Robin Roberts Stadium	Springfield, IL
5/19	(5) Quincy 9, (2) Bellarmine 3	Robin Roberts Stadium	Springfield, IL
2017	NCAA II TOURNAMENT • 5-SEED MIDWEST REGIONAL		
5/18	(4) Drury 3, (5) Bellarmine 2	Gerace Stadium	Midland, MI
5/19	(8) Kentucky Wesleyan 10, (5) Bellarmine 2	Gerace Stadium	Midland, MI
2013	NCAA II TOURNAMENT • 6-SEED MIDWEST REGIONAL		
5/16	(6) Bellarmine 13, (1) Ashland 10	Meador Park	Springfield, MO
5/17	(6) Bellarmine 7, (4) Saint Joseph's 4 (12 innings)	Meador Park	Springfield, MO
5/18	(3) Grand Valley State 18, (6) Bellarmine 1	Meador Park	Springfield, MO
5/18	(6) Bellarmine 13, (5) Lewis 1	Meador Park	Springfield, MO
5/19	(6) Bellarmine 7, (3) Grand Valley State 4	Meador Park	Springfield, MO
5/19 (Final)	(3) Grand Valley State 6, (6) Bellarmine 3	Meador Park	Springfield, MO
2008	NCAA II TOURNAMENT • NORTH CENTRAL REGIONAL		
5/15	Ashland 9, Bellarmine 2	Standard Bank Stadium	Crestwood, IL
5/16	Bellarmino 7, Northern Kentucky 6	Standard Bank Stadium	Crestwood, IL
5/17	Saint Joseph's 6, Bellarmine 1	Standard Bank Stadium	Crestwood, IL
1989	NCAA II TOURNAMENT • 3-SEED SOUTH ATLANTIC REGIONAL		
	(1) Armstrong State 9, (3) Bellarmine 5	Northern Kentucky University	Highland Heights, KY
	(2) Northern Kentucky 6, (3) Bellarmine 4	Northern Kentucky University	Highland Heights, KY
1980	NCAA II TOURNAMENT • CENTRAL REGIONAL		
	Bellarmino 6, Delta State 4		Troy, AL
	Bellarmino 6, Troy State 5		Troy, AL
	Troy State 3, Bellarmine 1		Troy, AL
	Troy State 2, Bellarmine 1		Troy, AL
1979	NCAA II TOURNAMENT • GREAT LAKES REGIONAL		
	Indiana State-Evansville 13, Bellarmine 10		
	Bellarmino 11, Akron 2		
	Bellarmino 6, Indiana State-Evansville 2		
	Northern Kentucky 9, Bellarmine 2		
1973	NCAA II TOURNAMENT • SOUTH REGIONAL		
	Louisiana State 12, Bellarmine 1		
	Tuskegee 5, Bellarmine 3		

GLVC TOURNAMENT

YEAR	MATCH-UP/RESULT	SITE or HOST	LOCATION
2019	GLVC TOURNAMENT • 7-SEED		
5/9	(7) Bellarmine 12, (2) Maryville 4	US Baseball Park	Ozark, MO
5/10	(7) Bellarmine 14, (6) Southern Indiana 7	US Baseball Park	Ozark, MO
5/11	(7) Bellarmine 8, (1) Quincy 4	US Baseball Park	Ozark, MO
5/12 (Final)	(7) Bellarmine 4, (4) Illinois Springfield 3	US Baseball Park	Ozark, MO





YEAR	MATCH-UP/RESULT	SITE or HOST	LOCATION
2018	GLVC TOURNAMENT • 2-SEED EAST		
5/10	(3W) Maryville 5, (2E) Bellarmine 2	US Baseball Park	Ozark, MO
5/11	(2E) Bellarmine 5, (1W) Drury 2	US Baseball Park	Ozark, MO
5/12	(2E) Bellarmine 6, (3W) Maryville 1	US Baseball Park	Ozark, MO
5/12	(2E) Bellarmine 13, (2W) Quincy 4	US Baseball Park	Ozark, MO
5/13	(2W) Quincy 6, (2E) Bellarmine 5	US Baseball Park	Ozark, MO
5/14	(2W) Quincy 8, (3E) Bellarmine 5	Grand Park	Westfield, IN
2017	GLVC TOURNAMENT • 2-SEED EAST		
5/11	(2E) Bellarmine 13, (3W) Missouri S&T 2	Meador Park	Springfield, MO
5/12	(1W) Drury 7, (2E) Bellarmine 6	US Baseball Park	Ozark, MO
5/13	(4E) Saint Joseph's 8, (2E) Bellarmine 1	US Baseball Park	Ozark, MO
2016	GLVC TOURNAMENT • 3-SEED EAST		
5/12	(3E) Bellarmine 6, (2W) Quincy 4	Grand Park	Westfield, IN
5/13	(4W) William Jewell 6, (3E) Bellarmine 4	Grand Park	Westfield, IN
5/14	(2W) Quincy 8, (3E) Bellarmine 5	Grand Park	Westfield, IN
2015	GLVC TOURNAMENT • 6-SEED		
5/7	(3) William Jewell 15, (6) Bellarmine 1	Grand Park	Westfield, IN
5/7	(2) Indianapolis 5, (6) Bellarmine 1	Grand Park	Westfield, IN
2013	GLVC TOURNAMENT • 6-SEED		
5/9	(6) Bellarmine 5, (3) Missouri-St. Louis 2	USI Field	Evansville, IN
5/10	(6) Bellarmine 8, (2) Lewis 4	USI Field	Evansville, IN
5/11	(6) Bellarmine 4, (2) Lewis 3	USI Field	Evansville, IN
5/12 (Final)	(6) Bellarmine 2, (1) Drury 1	Bosse Field	Evansville, IN
2011	GLVC TOURNAMENT • 7-SEED		
5/12	(2) Missouri S&T 6, (7) Bellarmine 2	UMSL Baseball Field	St. Louis, MO
5/12	(6) Drury 13, (7) Bellarmine 12	UMSL Baseball Field	St. Louis, MO
2010	GLVC TOURNAMENT • 6-SEED		
5/6	(6) Bellarmine 7, (3) Drury 1	UMSL Baseball Field	St. Louis, MO
5/7	(6) Bellarmine 7, (2) Northern Kentucky 4	UMSL Baseball Field	St. Louis, MO
5/8	(6) Bellarmine 17, (7) Saint Joseph's 6	GCS Ballpark	Sauget, IL
5/9 (Final)	(1) Southern Indiana 4, (6) Bellarmine 2	GCS Ballpark	Sauget, IL
2009	GLVC TOURNAMENT • 5-SEED		
5/7	(5) Bellarmine 7, (2) Southern Indiana 4	GCS Ballpark	Sauget, IL
5/8	(3) Indianapolis 18, (5) Bellarmine 5	GCS Ballpark	Sauget, IL
5/9	(2) Southern Indiana 2, (5) Bellarmine 1	GCS Ballpark	Sauget, IL
2008	GLVC TOURNAMENT • 1-SEED EAST		
5/8	(1E) Bellarmine 1, (1WC) Northern Kentucky 0	GCS Ballpark	Sauget, IL
5/9	(1E) Bellarmine 10, (2E) Saint Joseph's 5	GCS Ballpark	Sauget, IL
5/10	(2E) Saint Joseph's 18, (1E) Bellarmine 3	GCS Ballpark	Sauget, IL
5/11	(1WC) Northern Kentucky 4, (1E) Bellarmine 3	GCS Ballpark	Sauget, IL
2007	GLVC TOURNAMENT • 4-SEED		
5/10	(3) Drury 1, (4) Bellarmine 0 (10 innings)	GCS Ballpark	Sauget, IL
5/11	(4) Bellarmine 5, (1) SIU Edwardsville 3	GCS Ballpark	Sauget, IL
5/12	(4) Bellarmine 9, (2) Southern Indiana 7	GCS Ballpark	Sauget, IL
5/13 (Final)	(3) Drury 2, (4) Bellarmine 1	GCS Ballpark	Sauget, IL
2005	GLVC TOURNAMENT		
5/12	Wisconsin-Parkside 8, Bellarmine 4	GCS Ballpark	Sauget, IL
5/13	Bellarmine 8, Kentucky Wesleyan 3	GCS Ballpark	Sauget, IL
5/14	Bellarmine 7, Northern Kentucky 2	GCS Ballpark	Sauget, IL
5/14	Wisconsin-Parkside 22, Bellarmine 7	GCS Ballpark	Sauget, IL
1992	GLVC TOURNAMENT		
	Bellarmine 3, Southern Indiana 2	University of Southern Indiana	Evansville, IN
	Lewis 10, Bellarmine 5	University of Southern Indiana	Evansville, IN
	Northern Kentucky 10, Bellarmine 5	University of Southern Indiana	Evansville, IN
1989	GLVC TOURNAMENT		
4/28	Bellarmine 4, Lewis 0	Northern Kentucky University	Highland Heights, KY
4/29	Bellarmine 6, Ashland 5	Northern Kentucky University	Highland Heights, KY
4/30	Lewis 10, Bellarmine 1	Northern Kentucky University	Highland Heights, KY
4/30 (Final)	Bellarmine 4, Lewis 1	Northern Kentucky University	Highland Heights, KY
1987	GLVC TOURNAMENT		
	Bellarmine 5, Saint Joseph's 2	Lewis University	Romeoville, IL
	Lewis 7, Bellarmine 4	Lewis University	Romeoville, IL
	Southern Indiana 4, Bellarmine 3	Lewis University	Romeoville, IL





YEAR	MATCH-UP/RESULT	SITE or HOST	LOCATION
1985	GLVC TOURNAMENT		
	Southern Indiana 4, Bellarmine 2	Knights Field	Louisville, KY
	Bellarmine 2, Indianapolis 0	Knights Field	Louisville, KY
	Bellarmine 10, Kentucky Wesleyan 2	Knights Field	Louisville, KY
(Final)	Southern Indiana 11, Bellarmine 7	Knights Field	Louisville, KY
1983	GLVC TOURNAMENT		
	Bellarmine 4, Saint Joseph's 0	Kentucky Wesleyan College	Owensboro, KY
	Indianapolis 7, Bellarmine 6	Kentucky Wesleyan College	Owensboro, KY
	Ashland 3, Bellarmine 2	Kentucky Wesleyan College	Owensboro, KY
1982	GLVC TOURNAMENT		
	Bellarmine 6, Kentucky Wesleyan 1	University of Southern Indiana	Evansville, IN
	Lewis 10, Bellarmine 0	University of Southern Indiana	Evansville, IN
	Bellarmine 9, Saint Joseph's 5	University of Southern Indiana	Evansville, IN
	Bellarmine 4, Kentucky Wesleyan 0	University of Southern Indiana	Evansville, IN
	Lewis 4, Bellarmine 2	University of Southern Indiana	Evansville, IN
1981	GLVC TOURNAMENT		
	Lewis 2, Bellarmine 1	University of Indianapolis	Indianapolis, IN
	Saint Joseph's 4, Bellarmine 3	University of Indianapolis	Indianapolis, IN
1980	GLVC TOURNAMENT		
	Southern Indiana 8, Bellarmine 7	Knights Field	Louisville, KY
	Bellarmine 8, Kentucky Wesleyan 3	Knights Field	Louisville, KY
	Bellarmine 7, Indianapolis 3	Knights Field	Louisville, KY
	Bellarmine 6, Saint Joseph's 2	Knights Field	Louisville, KY
	Bellarmine 3, Southern Indiana 2	Knights Field	Louisville, KY
(Final)	Bellarmine 6, Southern Indiana 4	Knights Field	Louisville, KY



Bellarmine won its fourth and final GLVC Tourney title in 2019.





BEN REEL • 2025-

1 SEASON • 17-38

SEASONS	W-L	W-L CONF./PLACE
2025	17-38	11-19 ASUN/5th Gold

CHRIS DOMINGUEZ • 2023-24

2 SEASONS • 23-87

SEASONS	W-L	W-L CONF./PLACE
2023	13-42	8-22 ASUN/t-13th
2024	10-45	9-21 ASUN/12th

LARRY OWENS • 2014-22

9 SEASONS • 212-225

SEASONS	W-L	W-L CONF./PLACE
2014	19-31	10-26 GLVC/8th East
2015	28-24	20-16 GLVC/3rd East
2016	25-26	15-11 GLVC/3rd East
2017	34-21	20-8 GLVC/2nd East
2018	38-19	16-8 GLVC/2nd East
2019	34-21	20-13 GLVC/7th
2020	10-4	3-0 GLVC/NA
2021	13-36	8-16 ASUN/4th North
2022	11-43	8-22 ASUN/5th West

MATT TYNER • 2012-13

2 SEASONS • 60-46

SEASONS	W-L	W-L CONF./PLACE
2012	27-23	19-15 GLVC/4th East
2013	33-23	20-13 GLVC/3rd East

DERON SPINK • 2005-11

7 SEASONS • 211-184

SEASONS	W-L	W-L CONF./PLACE
2005	29-31	20-18 GLVC/5th
2006	24-27	19-24 GLVC/t-8th
2007	29-30	23-15 GLVC/4th
2008	36-22	23-7 GLVC/1st East
2009	33-24	19-13 GLVC/3rd East
2010	34-24	18-12 GLVC/3rd East
2011	26-26	18-15 GLVC/4th East

SCOTT WIEGANDT • 2001-04

4 SEASONS • 65-121

SEASONS	W-L	W-L CONF./PLACE
2001	17-26	10-17 GLVC/t-4th South
2002	15-26	11-18 GLVC/9th
2003	14-37	10-20 GLVC/t-10th
2004	19-32	16-22 GLVC/9th

TOM MALONE • 1998-00

3 SEASONS • 63-96-1

SEASONS	W-L	W-L CONF./PLACE
1998	23-28-1	8-15-1 GLVC/5th South
1999	23-33	8-19 GLVC/t-5th South
2000	17-35	4-22 GLVC/6th South

STEVE KAUFMAN • 1992-97

6 SEASONS • 130-130

SEASONS	W-L	W-L CONF./PLACE
1992	27-22	11-7 GLVC/
1993	22-17	10-8 GLVC/
1994	24-21	8-10 GLVC/7th
1995	17-25	6-12 GLVC/9th
1996	18-17	13-13 GLVC/7th
1997	22-28	9-17 GLVC/6th South

KEVIN KOCKS • 1986-91

6 SEASONS • 135-151-3

SEASONS	W-L	W-L CONF./PLACE
1986	26-23	NA/5th
1987	23-23-1	10-2 GLVC/3rd
1988	17-28-1	NA/7th
1989	29-25	14-6 GLVC/1st
1990	17-29-1	7-11 GLVC/7th
1991	23-23	10-8 GLVC/t-4th

JACK ROSE • 1982-85

4 SEASONS • 93-79-1

SEASONS	W-L	W-L CONF./PLACE
1982	19-28	3-2 GLVC/3rd
1983	21-21-1	1-2 GLVC/5th
1984	20-14	NA
1985	33-16	NA/2nd South

AL BURKE • 1977-81

5 SEASONS • 151-106-3

SEASONS	W-L	W-L CONF./PLACE
1977	27-24	NA
1978	22-23	NA
1979	36-18	NA
1980	36-17-3	5-1 GLVC/1st
1981	30-24	3-2 GLVC/3rd

LOU SNIPP • 1975-76

2 SEASONS • 52-56

SEASONS	W-L	W-L CONF./PLACE
1975	27-23	NA
1976	25-33	NA

JOHN DEATRICK • 1971-74

4 SEASONS • 106-57

SEASONS	W-L	W-L CONF./PLACE
1971	30-14	NA
1972	24-16	NA
1973	28-8	NA
1974	24-19	NA

JIM CONNOR • 1967-70

4 SEASONS • 70-64

SEASONS	W-L	W-L CONF./PLACE
1967	6-15	NA
1968	13-14	NA
1969	24-12	NA
1970	27-23	NA





PAT HOLLAND • 1966

1 SEASON • 3-5

SEASONS	W-L	W-L CONF./PLACE
1966	3-5	NA

ALEX GROZA • 1960-65

6 SEASONS • 33-59

SEASONS	W-L	W-L CONF./PLACE
1960	5-8	NA
1961	2-12	NA
1962	8-12	NA
1963	9-9	NA
1964	7-7	NA
1965	2-11	NA

GENE KENNY • 1958-59

2 SEASONS • 18-12-1

SEASONS	W-L	W-L CONF./PLACE
1958	11-5-1	NA
1959	7-7	NA

PAULIE MILLER • 1955-57

3 SEASONS • 24-14-1

SEASONS	W-L	W-L CONF./PLACE
1955	6-1	NA
1956	10-6-1	NA
1957	8-7	NA

ED WEBER • 1953-54

2 SEASONS • 15-7

SEASONS	W-L	W-L CONF./PLACE
1953	3-5	NA
1954	12-2	NA

LUKE FOPPIANO • 1952

1 SEASON • 0-6

SEASONS	W-L	W-L CONF./PLACE
1952	0-6	NA

COACHING HISTORY • CAREER BREAKDOWN

COACH	YEARS	OVERALL	CONFERENCE
Ben Reel	2025-	17-38	11-19
Chris Dominguez	2023-24	23-87	17-43
Larry Owens	2014-22	212-225	120-120
Matt Tyner	2012-13	60-46	39-28
Deron Spink	2005-11	211-84	140-104
Scott Wiegandt	2001-04	65-121	47-77
Tom Malone	1998-00	63-96-1	20-56-1
Steve Kaufman	1992-97	130-130	57-67
Kevin Kocks	1986-91	135-151-3	41-27
Jack Rose	1982-85	93-79-1	4-4
Al Burke	1977-81	151-106-3	8-3
Lou Snipp	1975-76	52-56	NA
John Deatruck	1971-74	106-57	NA
Jim Connor	1967-70	70-64	NA
Pat Holland	1966	3-5	NA
Alex Groza	1960-65	33-59	NA
Gene Kenny	1958-59	18-12-1	NA
Paulie Miller	1955-57	24-14-1	NA
Ed Weber	1953-54	15-7	NA
Luke Foppiano	1952	0-6	NA

COACHING HISTORY • OVERALL WINS

RK	WINS	COACH	SEASONS
1.	212	Larry Owens	9
2.	211	Deron Spink	7
3.	151	Al Burke	5
4.	135	Kevin Kocks	6
5.	130	Steve Kaufman	6
6.	106	John Deatruck	4
7.	93	Jack Rose	4
8.	70	Jim Connor	4
9.	65	Scott Wiegandt	4
10.	63	Tom Malone	3
11.	60	Matt Tyner	2
12.	52	Lou Snipp	2
13.	33	Alex Groza	6
14.	24	Paulie Miller	3
15.	23	Chris Dominguez	2
16.	18	Gene Kenny	2
17.	17	Ben Reel	1
18.	15	Ed Weber	2
19.	3	Pat Holland	1
20.	0	Luke Foppiano	1



Season-by-Season Breakdown



2025 *Knights*

YEAR	REC.	CONF./PLACE	COACH	YEAR	REC.	CONF.	COACH
				1968	13-14	NA	Jim Connor
2025	17-38	11-19 ASUN/5th Gold	Ben Reel	1967	6-15	NA	Jim Connor
2024	10-45	9-21 ASUN/12th	Chris Dominguez	1966	3-5	NA	Pat Holland
2023	13-42	8-22 ASUN/t-13th	Chris Dominguez	1965	2-11	NA	Alex Groza
2022	11-43	8-22 ASUN/5th West	Larry Owens	1964	7-7	NA	Alex Groza
2021	13-36	8-16 ASUN/4th North	Larry Owens	1963	9-9	NA	Alex Groza
2020	10-4	3-0 GLVC/NA	Larry Owens	1962	8-12	NA	Alex Groza
2019	34-21	20-13 GLVC/7th	Larry Owens	1961	2-12	NA	Alex Groza
2018	38-19	16-8 GLVC/2nd East	Larry Owens	1960	5-8	NA	Alex Groza
2017	34-21	20-8 GLVC/2nd East	Larry Owens	1959	7-7	NA	Gene Kenny
2016	25-26	15-11 GLVC/3rd East	Larry Owens	1958	11-5-1	NA	Gene Kenny
2015	28-24	20-16 GLVC/3rd East	Larry Owens	1957	8-7	NA	Paulie Miller
2014	19-31	10-26 GLVC/8th East	Larry Owens	1956	10-6-1	NA	Paulie Miller
2013	33-23	20-13 GLVC/3rd East	Matt Tyner	1955	6-1	NA	Paulie Miller
2012	27-23	19-15 GLVC/4th East	Matt Tyner	1954	12-2	NA	Ed Weber
2011	26-26	18-15 GLVC/4th East	Deron Spink	1953	3-5	NA	Ed Weber
2010	34-24	18-12 GLVC/3rd East	Deron Spink	1952	0-6	NA	Luke Foppiano
2009	33-24	19-13 GLVC/3rd East	Deron Spink				
2008	36-22	23-7 GLVC/1st East	Deron Spink				
2007	29-30	23-15 GLVC/4th	Deron Spink				
2006	24-27	19-24 GLVC/t-8th	Deron Spink				
2005	29-31	20-18 GLVC/5th	Deron Spink				
2004	19-32	16-22 GLVC/9th	Scott Wiegandt				
2003	14-37	10-20 GLVC/t-10th	Scott Wiegandt				
2002	15-26	11-18 GLVC/9th	Scott Wiegandt				
2001	17-26	10-17 GLVC/t-4th South	Scott Wiegandt				
2000	17-35	4-22 GLVC/6th South	Tom Malone				
1999	23-33	8-19 GLVC/t-5th South	Tom Malone				
1998	23-28-1	8-15-1 GLVC/5th South	Tom Malone				
1997	22-28	9-17 GLVC/6th South	Steve Kaufman				
1996	18-17	13-13 GLVC/7th	Steve Kaufman				
1995	17-25	6-12 GLVC/9th	Steve Kaufman				
1994	24-21	8-10 GLVC/7th	Steve Kaufman				
1993	22-17	10-8 GLVC	Steve Kaufman				
1992	27-22	11-7 GLVC	Steve Kaufman				
1991	23-23	10-8 GLVC/t-4th	Kevin Kocks				
1990	17-29-1	7-11 GLVC/7th	Kevin Kocks				
1989	29-25	14-6 GLVC/1st	Kevin Kocks				
1988	17-28-1	NA/7th	Kevin Kocks				
1987	23-23-1	10-2 GLVC/3rd	Kevin Kocks				
1986	26-23	NA/5th	Kevin Kocks				
1985	33-16	NA/2nd South	Jack Rose				
1984	20-14	NA	Jack Rose				
1983	21-21-1	1-2 GLVC/5th	Jack Rose				
1982	19-28	3-2 GLVC/3rd	Jack Rose				
1981	30-24	3-2 GLVC/3rd	Al Burke				
1980	36-17-3	5-1 GLVC/1st	Al Burke				
1979	36-18	NA	Al Burke				
1978	22-23	NA	Al Burke				
1977	27-24	NA	Al Burke				
1976	25-33	NA	Lou Snipp				
1975	27-23	NA	Lou Snipp				
1974	24-19	NA	John Deatrick				
1973	28-8	NA	John Deatrick				
1972	24-16	NA	John Deatrick				
1971	30-14	NA	John Deatrick				
1970	27-23	NA	Jim Connor				
1969	24-12	NA	Jim Connor				





AUSTIN PEAY STATE (3-13)

Year	Date	W/L	Score	Site
2021	3/23	L	1-9	H
2021	5/5	L	3-10	A
2022	3/1	L	13-14	A
2022	4/27	W	16-8	H
2023	4/1	W	8-6	A
2023	4/1	L	4-6	A
2023	4/2	L	4-25	A
2024	4/5	W	9-6	A
2024	4/6	L	2-14	A
2024	4/7	L	4-14	A
2025	3/28	L	3-13	H
2025	3/28	L	1-11	H [^]
2025	3/29	L	6-12	H [^]
2025	5/2	L	6-10	A
2025	5/4	L	1-11	A
2025	5/4	L	3-14	A

[^] - St. Xavier High School

BALL STATE (0-3)

Year	Date	W/L	Score	Site
2023	4/4	L	3-12	A
2024	4/2	L	2-7	A
2025	4/1	L	1-14	A

BUTLER (0-1)

Year	Date	W/L	Score	Site
2022	3/29	L	4-7	H

CENTRAL ARKANSAS (4-14)

Year	Date	W/L	Score	Site
2022	3/18	W	4-2	H
2022	3/19	L	9-15	H
2022	3/20	L	6-10	H
2022	4/22	L	1-12	A
2022	4/23	W	10-5	A
2022	4/23	L	5-10	A
2023	4/28	L	2-10	H
2023	4/29	L	3-9	H
2023	4/30	L	5-8	H
2024	4/19	L	4-7	A
2024	4/20	L	3-5	A
2024	4/21	L	3-6	A
2025	4/11	L	5-10	H
2025	4/12	W	1-0	H
2025	4/13	L	7-10	H
2025	4/25	L	4-11	A
2025	4/26	L	1-7	A
2025	4/27	W	6-2	H

CHARLESTON SOUTHERN (1-2)

Year	Date	W/L	Score	Site
2025	2/28	L	10-17	A
2025	3/1	L	8-12	A
2025	3/2	W	10-5	W

DAYTON (1-1)

Year	Date	W/L	Score	Site
2025	2/26	L	10-20	A
2025	3/4	W	6-4	H

EASTERN ILLINOIS (1-6)

Year	Date	W/L	Score	Site
2021	3/2	W	11-1	H
2021	3/2	L	10-13	H
2021	3/9	L	1-8	A
2022	4/5	L	8-11	A
2023	3/21	L	6-14	H
2024	3/12	L	4-9	A
2025	3/11	L	8-15	H

EASTERN KENTUCKY (7-12)

Year	Date	W/L	Score	Site
2021	5/11	L	2-3	A
2022	3/25	L	3-5	A
2022	3/26	L	0-2	A
2022	3/27	L	13-17	A
2022	4/29	W	7-6	H
2022	4/30	L	4-17	H
2022	5/1	L	3-4	H
2023	3/17	W	6-5	A
2023	3/18	W	15-5	A
2023	3/19	L	0-8	A
2024	5/3	L	7-8	A
2024	5/4	L	7-17	A
2024	5/5	L	3-4	A
2025	3/14	W	10-0	A
2025	3/14	L	1-2	A
2025	3/16	L	7-8	A
2025	5/15	W	8-6	H
2025	5/16	W	10-3	H
2025	5/17	W	10-9	H

EASTERN MICHIGAN (2-2)

Year	Date	W/L	Score	Site
2021	3/5	L	2-7	H
2021	3/6	W	2-1	H
2021	3/6	L	6-12	H
2021	3/7	W	11-10	H

EVANSVILLE (0-3)

Year	Date	W/L	Score	Site
2023	3/15	L	2-14	H
2023	5/9	L	5-6	A
2024	2/20	L	6-16	A

FGCU (0-3)

Year	Date	W/L	Score	Site
2024	3/15	L	4-10	A
2024	3/16	L	2-7	A
2024	3/17	L	3-14	A

GARDNER-WEBB (1-1)

Year	Date	W/L	Score	Site
2022	2/19	W	4-2	A
2022	2/20	L	5-9	A

INDIANA (0-5)

Year	Date	W/L	Score	Site
2023	3/9	L	3-5	A
2023	3/10	L	7-9	A
2023	3/11	L	3-13	A
2023	3/12	L	2-3	A
2025	3/25	L	0-13	A

JACKSONVILLE (0-6)

Year	Date	W/L	Score	Site
2023	5/5	L	3-8	A
2023	5/6	L	4-9	A
2023	5/7	L	1-9	A
2024	3/22	L	6-10	H
2024	3/23	L	14-16	H
2024	3/24	L	13-17	H

JACKSONVILLE STATE (1-8)

Year	Date	W/L	Score	Site
2022	4/14	L	2-4	A
2022	4/15	W	4-3	A
2022	4/16	L	1-5	A
2022	5/19	L	1-12	H
2022	5/20	L	2-7	H
2022	5/21	L	3-9	H
2023	3/25	L	3-12	H
2023	3/25	L	4-11	H [^]

2023 3/26 L 0-10 H[^]

[^] - Jim Patterson Stadium

KENNESAW STATE (1-8)

Year	Date	W/L	Score	Site
2021	3/12	L	1-9	A
2021	3/13	L	3-9	A
2021	3/14	L	8-17	A
2021	4/16	L	2-5	H
2021	4/17	L	1-3	H
2021	4/18	L	7-11	H
2024	4/26	L	2-7	H
2024	4/27	L	1-21	H
2024	4/28	W	10-4	H

KENTUCKY (0-4)

Year	Date	W/L	Score	Site
2021	3/30	L	3-4	A
2021	4/13	L	0-12	A
2022	2/23	L	2-3	A
2022	4/12	L	1-11	A

LIBERTY (2-9)

Year	Date	W/L	Score	Site
2021	3/26	L	2-5	H
2021	3/27	W	8-7	H
2021	3/27	L	1-5	H
2021	4/30	L	3-15	A
2021	5/1	L	7-8	A
2021	5/2	L	8-9	A
2021	5/21*	L	2-5	A
2021	5/22*	L	6-12	A
2023	5/18	L	0-5	A
2023	5/19	L	2-12	A
2023	5/20	W	13-6	A

* - ASUN Tournament

LIPSCOMB (7-17)

Year	Date	W/L	Score	Site
2021	4/1	L	7-9	A
2021	4/2	W	7-5	A
2021	4/3	L	5-14	A
2021	5/7	L	3-5	H
2021	5/8	L	8-9	H
2021	5/8	W	10-4	H
2022	4/1	L	2-3	H
2022	4/2	L	3-13	H
2022	4/3	L	4-12	H
2022	5/6	L	4-17	A
2022	5/7	L	1-8	A
2022	5/8	W	8-7	A
2023	4/21	W	5-4	A
2023	4/22	L	3-12	A
2023	4/23	L	3-11	A
2024	5/10	L	4-5	A
2024	5/11	W	15-8	A
2024	5/12	L	3-9	A
2025	3/21	L	7-10	A
2025	3/22	L	2-7	A
2025	3/22	W	19-17	A
2025	5/9	W	11-9	H
2025	5/10	L	4-11	H
2025	5/11	L	3-8	H

LOUISVILLE (1-7)

Year	Date	W/L	Score	Site
2021	2/20	L	1-5	A
2021	2/21	L	1-13	A
2021	2/21	L	3-8	A
2022	3/16	L	5-11	A
2023	4/12	L	2-14	A
2023	5/2	L	7-18	H [^]
2024	3/19	L	1-11	A

2025 5/13 W 10-9 A

[^] - Louisville Slugger Field

MARSHALL (0-1)

Year	Date	W/L	Score	Site
2024	3/6	L	2-10	A

MERCER (0-4)

Year	Date	W/L	Score	Site
2023	3/3	L	1-4	A
2023	3/4	L	1-6	A
2023	3/4	L	3-4	A
2023	3/5	L	5-15	A

MIAMI OHIO (0-1)

Year	Date	W/L	Score	Site
2025	4/22	L	4-10	A

MOREHEAD STATE (3-3)

Year	Date	W/L	Score	Site
2022	3/9	W	10-6	H
2023	4/18	L	2-9	A
2024	3/26	L	2-13	A
2024	4/30	L	5-9	H
2025	3/18	W	18-8	H
2025	5/7	W	19-9	A

MURRAY STATE (0-5)

Year	Date	W/L	Score	Site
2021	4/6	L	8-12	A
2021	4/20	L	5-10	H
2022	3/2	L	7-13	A
2024	4/23	L	9-12	A
2025	4/8	L	0-10	A

NEW MEXICO STATE (3-0)

Year	Date	W/L	Score	Site
2023	2/17	W	7-2	A
2023	2/18	W	8-1	A
2023	2/19	W	10-9	A

NJIT (0-1)

Year	Date	W/L	Score	Site
2022	2/19	L	3-9	N

NORTH ALABAMA (12-12)

Year	Date	W/L	Score	Site
2021	3/19	W	9-4	H
2021	3/20	W	5-1	H
2021	3/21	W	6-3	H
2021	4/23	L	5-8	A
2021	4/24	W	7-4	A
2021	4/25	W	3-2	A
2022	4/9	W	18-3	H
2022	4/9	W	17-3	H
2022	4/10	W	6-3	H
2022	5/13	L	5-15	A
2022	5/14	L	4-5	A
2022	5/15	L	10-12	A
2023	4/14	L	6-8	H
2023	4/15	L	3-13	H
2023				



NORTH FLORIDA (3-0)

Year	Date	W/L	Score	Site
2024	3/28	W	12-6	H
2024	3/29	W	14-10	H
2024	3/30	W	13-8	H

2023	4/7	L	3-14	H
2023	4/8	W	11-6	H

NORTHERN ILLINOIS (1-0)

Year	Date	W/L	Score	Site
2021	4/9	W	7-4	N

TENNESSEE (0-5)

Year	Date	W/L	Score	Site
2022	4/19	L	3-9	A
2022	5/10	L	5-11	A
2023	4/25	L	1-19	A
2024	4/16	L	5-20	A
2025	4/15	L	3-13	A

NORTHERN KENTUCKY (0-5)

Year	Date	W/L	Score	Site
2023	3/7	L	8-18	A
2023	3/28	L	6-13	H
2025	2/21	L	7-13	N
2025	2/22	L	5-12	N
2025	2/23	L	12-17	N

TENNESSEE TECH (1-2)

Year	Date	W/L	Score	Site
2024	2/16	W	11-3	A
2024	2/17	L	1-5	A
2024	2/18	L	1-8	A

PRESBYTERIAN (0-3)

Year	Date	W/L	Score	Site
2022	3/4	L	3-9	A
2022	3/5	L	0-5	A
2022	3/6	L	4-8	A

TROY (0-3)

Year	Date	W/L	Score	Site
2025	2/14	L	6-23	A
2025	2/15	L	3-7	A
2025	2/16	L	3-7	A

PURDUE (0-2)

Year	Date	W/L	Score	Site
2022	3/10	L	4-8	A
2022	3/13	L	4-7	A

UNC ASHEVILLE (0-3)

Year	Date	W/L	Score	Site
2024	2/23	L	3-20	A
2024	2/24	L	11-14	A
2024	2/25	L	5-16	A

QUEENS (3-3)

Year	Date	W/L	Score	Site
2023	5/12	W	14-4	H
2023	5/13	L	0-4	H
2023	5/14	L	0-11	H
2024	5/16	W	7-5	H
2024	5/18	L	7-11	H
2024	5/18	W	6-4	H

VIRGINIA (0-1)

Year	Date	W/L	Score	Site
2022	2/18	L	0-1	N

SAMFORD (0-4)

Year	Date	W/L	Score	Site
2024	3/2	L	0-16	A
2024	3/2	L	3-14	A
2024	3/3	L	9-13	A
2024	3/3	L	3-8	A

WESTERN KENTUCKY (2-3)

Year	Date	W/L	Score	Site
2021	3/16	W	7-3	A
2022	5/17	L	2-10	H
2023	2/28	W	9-7	A
2024	4/10	L	8-9	A
2024	5/7	L	2-14	A

SOUTHEAST MISSOURI ST. (0-3)

Year	Date	W/L	Score	Site
2022	2/26	L	7-8	A
2022	2/27	L	2-10	A
2022	2/27	L	8-12	A

YOUNGSTOWN STATE (0-3)

Year	Date	W/L	Score	Site
2021	5/14	L	3-11	H
2021	5/15	L	6-11	H
2021	5/16	L	1-5	H

SOUTHERN ILLINOIS (0-5)

Year	Date	W/L	Score	Site
2021	4/10	L	6-14	A
2024	5/14	L	8-14	A
2025	3/7	L	7-17	A
2025	3/8	L	3-13	A
2025	3/9	L	10-14	A

SOUTHERN INDIANA (2-6)

Year	Date	W/L	Score	Site
2023	2/24	W	4-2	A
2023	2/25	L	3-6	A
2023	2/26	L	5-18	A
2024	3/10	L	7-9	H
2024	3/11	L	1-8	H
2024	3/11	L	4-8	H
2025	3/12	W	10-8	H
2025	4/23	L	9-10	A

STETSON (2-1)

Year	Date	W/L	Score	Site
2023	4/7	W	6-3	H





RANKED OPPONENTS (1-16)

Year	Date	Opponent	W/L	Score	Site
2021	2/20	No. 6 Louisville	L	1-5	A
2021	2/21	No. 6 Louisville	L	1-13	A
2021	2/21	No. 6 Louisville	L	3-8	A
2022	2/18	No. 5 Virginia	L	0-1	N
2022	3/10	No. 21 Purdue	L	4-8	A
2022	3/13	No. 21 Purdue	L	4-7	A
2022	4/19	No. 1 Tennessee	L	3-9	A
2022	5/10	No. 1 Tennessee	L	5-11	A
2023	4/12	No. 8 Louisville	L	2-14	A
2023	4/25	No. 8 Tennessee	L	1-19	A
2023	5/2	No. 25 Louisville	L	7-18	H [^]
2024	4/16	No. 2 Tennessee	L	5-20	A
2025	2/14	No. 25 Troy	L	6-23	A
2025	2/15	No. 25 Troy	L	3-7	A
2025	2/16	No. 25 Troy	L	3-7	A
2025	4/15	No. 2 Tennessee	L	3-13	A
2025	5/13	No. 21 Louisville	W	10-9	A

[^] - Louisville Slugger Field

2022	5/8	Lipscomb	W	8-7	A
2022	5/13	North Alabama	L	5-15	A
2022	5/14	North Alabama	L	4-5	A
2022	5/15	North Alabama	L	10-12	A
2022	5/19	Jacksonville State	L	1-12	H
2022	5/20	Jacksonville State	L	2-7	H
2022	5/21	Jacksonville State	L	3-9	H
2023	3/17	Eastern Kentucky	W	6-5	A
2023	3/18	Eastern Kentucky	W	15-5	A
2023	3/19	Eastern Kentucky	L	0-8	A
2023	3/25	Jacksonville State	L	3-12	H
2023	3/25	Jacksonville State	L	4-11	H [^]
2023	3/26	Jacksonville State	L	0-10	H [^]
2023	4/1	Austin Peay	W	8-6	A
2023	4/1	Austin Peay	L	4-6	A
2023	4/2	Austin Peay	L	4-25	A
2023	4/7	Stetson	W	6-3	H
2023	4/7	Stetson	L	3-14	H
2023	4/8	Stetson	W	11-6	H
2023	4/14	North Alabama	L	6-8	H
2023	4/15	North Alabama	L	3-13	H
2023	4/16	North Alabama	L	11-16	H
2023	4/21	Lipscomb	W	5-4	A
2023	4/22	Lipscomb	L	3-12	A
2023	4/23	Lipscomb	L	3-11	A
2023	4/28	Central Arkansas	L	2-10	H
2023	4/29	Central Arkansas	L	3-9	H
2023	4/30	Central Arkansas	L	5-8	H
2023	5/5	Jacksonville	L	3-8	A
2023	5/6	Jacksonville	L	4-9	A
2023	5/7	Jacksonville	L	1-9	A
2023	5/12	Queens	W	14-4	H
2023	5/13	Queens	L	0-4	H
2023	5/14	Queens	L	0-11	H
2023	5/18	Liberty	L	0-5	A
2023	5/19	Liberty	L	2-12	A
2023	5/20	Liberty	W	13-6	A
2024	3/15	FGCU	L	4-10	A
2024	3/16	FGCU	L	2-7	A
2024	3/17	FGCU	L	3-14	A
2024	3/22	Jacksonville	L	6-10	H
2024	3/23	Jacksonville	L	14-16	H
2024	3/24	Jacksonville	L	13-17	H
2024	3/28	North Florida	W	12-6	H
2024	3/29	North Florida	W	14-10	H
2024	3/30	North Florida	W	13-8	H
2024	4/5	Austin Peay	W	9-6	A
2024	4/6	Austin Peay	L	2-14	A
2024	4/7	Austin Peay	L	4-14	A
2024	4/13	North Alabama	L	2-15	H
2024	4/13	North Alabama	W	12-11	H
2024	4/14	North Alabama	L	3-22	H
2024	4/19	Central Arkansas	L	4-7	A
2024	4/20	Central Arkansas	L	3-5	A
2024	4/21	Central Arkansas	L	3-6	A
2024	4/26	Kennesaw State	L	2-7	H
2024	4/27	Kennesaw State	L	1-21	H
2024	4/28	Kennesaw State	W	10-4	H
2024	5/3	Eastern Kentucky	L	7-8	A
2024	5/4	Eastern Kentucky	L	7-17	A
2024	5/5	Eastern Kentucky	L	3-4	A
2024	5/10	Lipscomb	L	4-5	A
2024	5/11	Lipscomb	W	15-8	A
2024	5/12	Lipscomb	L	3-9	A
2024	5/16	Queens	W	7-5	H
2024	5/18	Queens	L	7-11	H
2024	5/18	Queens	W	6-4	H
2025	3/14	Eastern Kentucky	W	10-0	A
2025	3/14	Eastern Kentucky	L	1-2	A
2025	3/16	Eastern Kentucky	L	7-8	A
2025	3/21	Lipscomb	L	7-10	A
2025	3/22	Lipscomb	L	2-7	A
2025	3/22	Lipscomb	W	19-17	A

2025	3/28	Austin Peay	L	3-13	H
2025	3/28	Austin Peay	L	1-11	H#
2025	3/29	Central Arkansas	L	6-12	H#
2025	4/6	North Alabama	W	5-3	H%
2025	4/6	North Alabama	W	11-10	H%
2025	4/7	North Alabama	L	3-5	H%
2025	4/11	Central Arkansas	L	5-10	H
2025	4/12	Central Arkansas	W	1-0	H
2025	4/13	Central Arkansas	L	7-10	H
2025	4/17	North Alabama	W	15-5	A
2025	4/18	North Alabama	L	2-4	A
2025	4/19	North Alabama	L	1-11	A
2025	4/25	Central Arkansas	L	4-11	A
2025	4/26	Central Arkansas	L	1-7	A
2025	4/27	Central Arkansas	W	6-2	A
2025	5/2	Austin Peay	L	6-10	A
2025	5/4	Austin Peay	L	1-11	A
2025	5/4	Austin Peay	L	3-14	A
2025	5/9	Lipscomb	W	11-9	H
2025	5/10	Lipscomb	L	4-11	H
2025	5/11	Lipscomb	L	3-8	H
2025	5/15	Eastern Kentucky	W	8-6	H
2025	5/16	Eastern Kentucky	W	10-3	H
2025	5/17	Eastern Kentucky	W	10-9	H

* - ASUN Tournament

[^] - Jim Patterson Stadium

- St. Xavier High School

% - Trinity Stadium

ACC - Atlantic Coast Conference (1-8)

Year	Date	Opponent	W/L	Score	Site
2021	2/20	No. 6 Louisville	L	1-5	A
2021	2/21	No. 6 Louisville	L	1-13	A
2021	2/21	No. 6 Louisville	L	3-8	A
2022	2/18	No. 5 Virginia	L	0-1	N
2022	3/16	Louisville	L	5-11	A
2023	4/12	No. 8 Louisville	L	2-14	A
2023	5/2	No. 25 Louisville	L	7-18	H [^]
2024	3/19	Louisville	L	1-11	A
2025	5/13	No. 21 Louisville	W	10-9	A

[^] - Louisville Slugger Field

A-10 - Atlantic 10 (1-1)

Year	Date	Opponent	W/L	Score	Site
2025	2/26	Dayton	L	10-20	A
2025	3/4	Dayton	W	6-4	H

America East Conference (0-1)

Year	Date	Opponent	W/L	Score	Site
2022	2/19	NJIT	L	3-9	N

Big East (0-1)

Year	Date	Opponent	W/L	Score	Site
2022	3/29	Butler	L	4-7	H

Big South (2-9)

Year	Date	Opponent	W/L	Score	Site
2022	2/19	Gardner-Webb	W	4-2	A
2022	2/20	Gardner-Webb	L	5-9	A
2022	3/4	Presbyterian	L	3-9	A
2022	3/5	Presbyterian	L	0-5	A
2022	3/6	Presbyterian	L	4-8	A
2024	2/23	UNC Asheville	L	3-20	A
2024	2/24	UNC Asheville	L	11-14	A
2024	2/25	UNC Asheville	L	5-16	A
2025	2/28	Charleston Southern	L	10-17	A
2025	3/1	Charleston Southern	L	8-12	A
2025	3/2	Charleston Southern	W	10-5	A





Big Ten (0-7)

Year	Date	Opponent	W/L	Score	Site
2022	3/10	No. 21 Purdue	L	4-8	A
2022	3/13	No. 21 Purdue	L	4-7	A
2023	3/9	Indiana	L	3-5	A
2023	3/10	Indiana	L	7-9	A
2023	3/11	Indiana	L	3-13	A
2023	3/12	Indiana	L	2-3	A
2025	3/25	Indiana	L	0-13	A

2023	2/25	Southern Indiana	L	3-6	A
2023	2/26	Southern Indiana	L	5-18	A
2023	3/21	Eastern Illinois	L	6-14	H
2023	4/18	Morehead State	L	2-9	A
2024	2/16	Tennessee Tech	W	11-3	A
2024	2/17	Tennessee Tech	L	1-5	A
2024	2/18	Tennessee Tech	L	1-8	A
2024	3/10	Southern Indiana	L	7-9	H
2024	3/11	Southern Indiana	L	1-8	H
2024	3/11	Southern Indiana	L	4-8	H
2024	3/26	Morehead State	L	2-13	A
2024	4/30	Morehead State	L	5-9	H
2025	3/11	Eastern Illinois	L	8-15	H
2025	3/12	Southern Indiana	W	10-8	H
2025	3/18	Morehead State	W	18-8	H
2025	4/23	Southern Indiana	L	9-10	A
2025	5/7	Morehead State	W	19-9	A

C-USA - Conference USA (2-3)

Year	Date	Opponent	W/L	Score	Site
2021	3/16	Western Kentucky	W	7-3	A
2022	5/17	Western Kentucky	L	2-10	H
2023	2/28	Western Kentucky	W	9-7	A
2024	4/10	Western Kentucky	L	8-9	A
2024	5/7	Western Kentucky	L	2-14	A

2024	4/30	Morehead State	L	5-9	H
2025	3/11	Eastern Illinois	L	8-15	H
2025	3/12	Southern Indiana	W	10-8	H
2025	3/18	Morehead State	W	18-8	H
2025	4/23	Southern Indiana	L	9-10	A
2025	5/7	Morehead State	W	19-9	A

Horizon League (0-8)

Year	Date	Opponent	W/L	Score	Site
2021	5/14	Youngstown State	L	3-11	H
2021	5/15	Youngstown State	L	6-11	H
2021	5/16	Youngstown State	L	1-5	H
2023	3/7	Northern Kentucky	L	8-18	A
2023	3/28	Northern Kentucky	L	6-13	H
2025	2/21	Northern Kentucky	L	7-13	N
2025	2/22	Northern Kentucky	L	5-12	N
2025	2/23	Northern Kentucky	L	12-17	N

SEC - Southeastern Conference (0-9)

Year	Date	Opponent	W/L	Score	Site
2021	3/30	Kentucky	L	3-4	A
2021	4/13	Kentucky	L	0-12	A
2022	2/23	Kentucky	L	2-3	A
2022	4/12	Kentucky	L	1-11	A
2022	4/19	No. 1 Tennessee	L	3-9	A
2022	5/10	No. 1 Tennessee	L	5-11	A
2023	4/25	No. 8 Tennessee	L	1-19	A
2024	4/16	No. 2 Tennessee	L	5-20	A
2025	4/15	No. 2 Tennessee	L	3-13	A

MAC - Mid-American Conference (3-6)

Year	Date	Opponent	W/L	Score	Site
2021	3/5	Eastern Michigan	L	2-7	H
2021	3/6	Eastern Michigan	W	2-1	H
2021	3/6	Eastern Michigan	L	6-12	H
2021	3/7	Eastern Michigan	W	11-10	H
2021	4/9	Northern Illinois	W	7-4	N
2023	4/4	Ball State	L	3-12	A
2024	4/2	Ball State	L	2-7	A
2025	4/1	Ball State	L	1-14	A
2025	4/22	Miami Ohio	L	4-10	A

SoCon - Southern Conference (0-8)

Year	Date	Opponent	W/L	Score	Site
2023	3/3	Mercer	L	1-4	A
2023	3/4	Mercer	L	1-6	A
2023	3/4	Mercer	L	3-4	A
2023	3/5	Mercer	L	5-15	A
2024	3/2	Samford	L	0-16	A
2024	3/2	Samford	L	3-14	A
2024	3/3	Samford	L	9-13	A
2024	3/3	Samford	L	3-8	A

MVC - Missouri Valley Conference (0-10)

Year	Date	Opponent	W/L	Score	Site
2021	4/10	Southern Illinois	L	6-14	A
2023	3/15	Evansville	L	2-14	H
2023	5/9	Evansville	L	5-6	A
2024	2/20	Evansville	L	6-16	A
2024	4/23	Murray State	L	9-12	A
2024	5/14	Southern Illinois	L	8-14	A
2025	3/7	Southern Illinois	L	7-17	A
2025	3/8	Southern Illinois	L	3-13	A
2025	3/9	Southern Illinois	L	10-14	A
2025	4/8	Murray State	L	0-10	A

SBC - Sun Belt Conference (0-4)

Year	Date	Opponent	W/L	Score	Site
2024	3/6	Marshall	L	2-10	A
2025	2/14	Troy	L	6-23	A
2025	2/15	Troy	L	3-7	A
2025	2/16	Troy	L	3-7	A

WAC - Western Athletic Conference (3-0)

Year	Date	Opponent	W/L	Score	Site
2023	2/17	New Mexico State	W	7-2	A
2023	2/18	New Mexico State	W	8-1	A
2023	2/19	New Mexico State	W	10-9	A

OVC - Ohio Valley Conference (8-26)

Year	Date	Opponent	W/L	Score	Site
2021	3/2	Eastern Illinois	W	11-1	H
2021	3/2	Eastern Illinois	L	10-13	H
2021	3/9	Eastern Illinois	L	1-8	A
2021	3/23	Austin Peay	L	1-9	H
2021	4/6	Murray State	L	8-12	A
2021	4/20	Murray State	L	5-10	H
2021	5/5	Austin Peay	L	3-10	A
2021	5/11	Eastern Kentucky	L	2-3	A
2022	2/26	SE Missouri State	L	7-8	A
2022	2/27	SE Missouri State	L	2-10	A
2022	2/27	SE Missouri State	L	8-12	A
2022	3/1	Austin Peay	L	13-14	A
2022	3/2	Murray State	L	7-13	A
2022	3/9	Morehead State	W	10-6	H
2022	4/5	Eastern Illinois	L	8-11	A
2022	4/27	Austin Peay	W	16-8	H
2023	2/24	Southern Indiana	W	4-2	A





1952 SEASON (0-6)

COACH: LUKE FOPPIANO

Hanover	2-11 L
Centre	1-5 L
Centre	3-16 L
Hanover	1-21 L
Jeffersontown	0-1 L
Transylvania	6-9 L

1953 SEASON (3-5)

COACH: ED WEBER

Louisville	4-3 W
Georgetown	6-24 L
Transylvania	16-2 W
Georgetown	15-16 L
Centre	11-17 L
Centre	0-4 L
Hanover	14-11W
Transylvania	4-5 L

1954 SEASON (12-2)

COACH: ED WEBER

Hanover	13-5 W
Centre	2-11 L
Berea	8-2 W
Berea	4-1 W
Georgetown	8-0 W
Transylvania	4-3 W
Franklin	19-7 W
Kentucky Wesleyan	9-4 W
Georgetown	9-5 W
Centre	3-0 W
Kentucky Wesleyan	11-5 W
Louisville	11-4 W
Louisville	6-12 L
Transylvania	19-4 W

1955 SEASON (6-1)

COACH: PAULIE MILLER

Kentucky	6-1 W
Centre	8-5 W
Transylvania	14-3 W
Georgetown	N/A L
Centre	10-6 W
Berea	10-2 W
Berea	18-3 W

1956 SEASON (10-6-1)

COACH: PAULIE MILLER

Indiana	3-6 L
Indiana	5-8 L
Transylvania	12-5 W
Hanover	5-3 W
Hanover	5-12 L
Berea	11-4 W
Berea	6-2 W
Georgetown	13-7 W
Transylvania	8-8 T
Georgetown	2-7 L
Centre	14-0 W
Centre	8-0 W
Kentucky State	4-5 L
Morehead	14-0 W
Morehead	3-0 W
Villa Madonna	4-5 L
Villa Madonna	3-0 W

1957 SEASON (8-7)

COACH: PAULIE MILLER

Centre	5-7 L
Fort Knox	4-14 L
Indiana	7-6 W
Indiana	2-5 L
Morehead	6-5 W
Morehead	5-10 L

Berea	6-1 W
Berea	2-6 L
Centre	13-3 W
Fort Knox	3-4 L
Georgetown	7-2 W
Xavier	15-6 W
Villa Madonna	4-2 W
Transylvania	2-5 L
Transylvania	4-3 W

1958 SEASON (11-5-1)

COACH: GENE KENNY

Indiana	3-7 L
Indiana	0-8 L
Berea	3-0 W
Berea	4-0 W
Pikeville	6-5 W
Pikeville	2-2 T
Georgetown	16-5 W
Villa Madonna	7-1 W
Villa Madonna	1-0 W
Centre	2-1 W
Transylvania	8-5 W
Kentucky Wesleyan	0-6 L
Kentucky Wesleyan	6-8 L
Centre	7-2 W
Xavier	4-3 W
Transylvania	6-2 W
Georgetown	6-8 L

1959 SEASON (7-7)

COACH: GENE KENNY

Georgetown	4-7 L
Berea	2-8 L
Berea	9-8 W
Villa Madonna	7-1 W
Villa Madonna	11-1 W
Centre	5-4 W
Kentucky	0-14 L
Xavier	2-3 L
Kentucky	3-6 L
Kentucky Wesleyan	2-4 L
Kentucky Wesleyan	3-7 L
Centre	7-3 W
Georgetown	4-3 W
Transylvania	9-6 W

1960 SEASON (5-8)

COACH: ALEX GROZA

Centre	2-21 L
Western Kentucky	5-2 W
Berea	1-7 L
Berea	2-3 L
Xavier	6-2 W
Transylvania	3-6 L
Transylvania	14-11W
Western Kentucky	3-4 L
Union	6-3 W
Union	0-6 L
Centre	6-4 W
Georgetown	0-6 L
Georgetown	3-13 L

1961 SEASON (2-12)

COACH: ALEX GROZA

Berea	4-5 L
Berea	1-6 L
Western Kentucky	2-4 L
Union	4-7 L
Union	2-10 L
Georgetown	9-3 W
Centre	8-0 W
Pikeville	0-2 L
Pikeville	0-7 L
Western Kentucky	4-5 L

Kentucky Wesleyan	3-12 L
Villa Madonna	4-7 L
Villa Madonna	2-7 L

1962 SEASON (8-12)

COACH: ALEX GROZA

Kentucky Wesleyan	6-11 L
Berea	7-2 W
Berea	4-11 L
Lakeland	11-8 W
Xavier	7-4 W
Transylvania	1-3 L
Transylvania	3-8 L
Western	0-5 L
Georgetown	10-4 W
Villa Madonna	1-4 L
Villa Madonna	1-2 L
Centre	8-7 W
Western	9-5 W
Union	2-1 W
Union	10-5 W
Pikeville	2-5 L
Pikeville	7-16 L
Georgetown	0-8 L
Louisville	4-6 L
Louisville	11-12 L

1963 SEASON (9-9)

COACH: ALEX GROZA

Villa Madonna	0-4 L
Villa Madonna	6-5 W
Hanover	6-15 L
Transylvania	1-3 L
Transylvania	1-8 L
Centre	5-0 W
Kentucky Wesleyan	0-6 L
Pikeville	5-1 W
Pikeville	8-7 W
Georgetown	4-8 L
Georgetown	9-8 W
Union	4-2 W
Union	9-4 W
Western	0-9 L
Berea	1-2 L
Berea	11-2 W
Louisville	4-8 L
Louisville	9-6 W

1964 SEASON (7-7)

COACH: ALEX GROZA

Berea	1-5 L
Berea	1-5 L
Centre	10-1 W
Georgetown	8-1 W
Georgetown	4-1 W
Union	5-4 W
Union	8-6 W
Xavier	3-4 L
Transylvania	3-2 W
Transylvania	9-6 W
Centre	2-10 L
Villa Madonna	0-11 L
Villa Madonna	0-7 L
Louisville	3-4 L

1965 SEASON (2-11)

COACH: ALEX GROZA

Kentucky	4-11 L
Morehead	0-9 L
Berea	0-12 L
Berea	7-4 W
Xavier	3-9 L
Western	7-9 L
Villa Madonna	2-8 L
Villa Madonna	2-9 L

Kentucky Wesleyan	0-6 L
Centre	3-15 L
Kentucky Wesleyan	7-8 L
Transylvania	7-4 W
Transylvania	1-4 L

1966 SEASON (3-5)

COACH: PAT HOLLAND

Western State	1-12 L
Kentucky	3-4 L
Dayton	6-7 L
Kentucky Wesleyan	0-15 L
Villa Madonna	3-2 W
Villa Madonna	6-13 L
Transylvania	3-1 W
Transylvania	4-3 W

1967 SEASON (6-15)

COACH: JIM CONNOR

Western State	2-10 L
Hanover	4-7 L
Hanover	2-8 L
Kentucky	0-7 L
Campbellsville	17-8 W
Georgetown	1-8 L
Morehead State	2-10 L
Xavier	2-9 L
Dayton	3-4 L
Dayton	6-5 W
Kentucky Southern	14-4 W
Western State	2-9 L
Kentucky Wesleyan	2-5 L
Kentucky Wesleyan	0-6 L
Cincinnati	0-14 L
Villa Madonna	4-6 L
Villa Madonna	3-4 L
Centre	7-3 W
Centre	4-3 W
Georgetown	1-2 L
Transylvania	6-3 W

1968 SEASON (13-14)

COACH: JIM CONNOR

Cincinnati	7-9 L
Cincinnati	3-2 W
Morehead	3-11 L
Morehead	1-12 L
Western Kentucky	3-4 L
Marian	10-6 W
Marian	12-1 W
Central Michigan	3-6 L
Central Michigan	0-4 L
Central Michigan	2-1 W
Memphis State	1-13 L
Villa Madonna	7-4 W
Villa Madonna	1-4 L
Miami (Ohio)	3-12 L
Miami (Ohio)	0-4 L
Hanover	3-6 L
Hanover	12-3 W
Transylvania	11-6 W
Campbellsville	1-2 L
Louisville	8-6 W
Louisville	6-5 W
Kentucky Wesleyan	3-10 L
Kentucky Wesleyan	11-10W
Transylvania	0-4 L
Centre	5-2 W
Kentucky Southern	4-3 W
Kentucky Southern	6-1 W





1969 SEASON (24-12)

COACH: JIM CONNOR

Hanover	2-5 L
Hanover	4-5 L
MaCalester	6-6 W
St. Leo's	0-14 L
South Florida	0-9 L
St. Leo's	2-10 L
Georgetown	2-1 W
Georgetown	3-10 L
Kentucky Southern	6-4 W
Kentucky Southern	12-6 W
Morehead	1-6 L
Morehead	0-16 L
Northwood	5-3 W
Xavier	1-3 L
Hanover	4-3 W
Hanover	5-4 W
Kentucky Wesleyan	2-5 L
Kentucky Wesleyan	6-4 W
Transylvania	10-2 W
Northwood	5-0 W
Northwood	8-5 W
Transylvania	3-2 W
Thomas More	11-2 W
Marian	3-6 L
Marian	7-3 W
Georgetown	3-2 W
Georgetown	13-9 W
Kentucky State	7-2 W
Louisville	10-1 W
Louisville	9-2 W
Centre	2-5 L
Centre	7-2 W
Kentucky Wesleyan	8-3 W
Kentucky Wesleyan	5-4 W
Kentucky State	4-3 W
Kentucky State	4-0 W

1970 SEASON (27-23)

COACH: JIM CONNOR

Western	0-3 L
Western	2-11 L
Ferris State	8-10 L
Ferris State	7-1 W
Kentucky Wesleyan	4-9 L
Kentucky Wesleyan	2-0 W
Missouri	2-8 L
Christian Brothers	0-1 L
Lawrence	18-3 W
Christian Brothers	N/A W
Christian Brothers	N/A L
St. Meinrad	6-1 W
St. Meinrad	8-0 W
Lewis	1-2 L
Lewis	8-10 L
Lewis	N/A L
Lewis	5-22 L
Hanover	3-2 W
Hanover	3-2 W
Kentucky Wesleyan	4-9 L
Kentucky Wesleyan	9-8 W
Transylvania	N/AN/A
Thomas More/Centre	N/AN/A
Centre	8-3 W
Centre	9-6 W
Marian	5-4 W
Marian	4-7 L
Transylvania	N/A W
Transylvania	N/A W
Kentucky	3-2 W
Northwood	3-4 L
Northwood	1-0 W

Georgetown	13-8 W
Kentucky Wesleyan	3-0 W
Kentucky Wesleyan	0-1 L
Purdue-Calumet	11-2 W
Purdue-Calumet	9-5 W
Hanover	N/A W
Hanover	N/A W
Kentucky State	N/A W
Kentucky State	N/A W

*Schedule is missing 9 games

1971 SEASON (30-14)

COACH: FR. JOHN DEATRICK

Carroll College	3-0 W
Carroll College	11-2 W
Northwood (Ind.)	10-2 W
Northwood (Ind.)	12-2 W
Hanover	5-1 W
Hanover	2-3 L
Franklin	12-4 W
Franklin	6-7 L
Centre	3-2 W
Centre	10-4 W
Northern Kentucky	9-6 W
Northern Kentucky	6-5 W
Xavier	5-6 L
MacAlester	5-6 L
Northern Kentucky	10-3 W
Northern Kentucky	13-3 W
Thomas More	6-2 W
Thomas More	7-4 W
Indiana Central	0-15 L
Indiana Central	7-4 W
Indiana Central	8-18 L
Northwood (Mich.)	13-6 W
Northwood (Mich.)	12-2 W
Kentucky	8-9 L
Lewis	7-10 L
Lewis	0-6 L
Lewis	3-5 L
Lewis	5-7 L
Northwood (Ind.)	2-4 L
Northwood (Ind.)	13-1 W
Kentucky Wesleyan	10-0 W
Kentucky Wesleyan	4-5 L
Kentucky State	10-0 W
Kentucky State	12-0 W
Marian	9-2 W
Marian	5-0 W
Hanover	7-6 W
Hanover	3-6 L
Kentucky	11-9 W
Kentucky State	21-6 W
Franklin	6-3 W
Franklin	19-8 W
Georgetown	5-2 W
Georgetown	13-3 W

1972 SEASON (24-16)

COACH: FR. JOHN DEATRICK

Northern Kentucky	11-4 W
Northern Kentucky	9-2 W
Northwood (Ind.)	4-6 L
Northwood (Ind.)	10-2 W
Alpena	5-3 W
Alpena	8-6 W
Louisville	4-3 W
Kentucky Wesleyan	2-3 L
Kentucky Wesleyan	2-4 L
Northern Kentucky	1-2 L
Northern Kentucky	0-2 L
Kentucky	1-8 L
Kentucky State	9-3 W

Kentucky State	6-4 W
Jefferson Comm.	8-0 W
Jefferson Comm.	16-10 W
Marian	9-1 W
Marian	2-3 L
Kentucky	1-10 L
Jefferson Comm.	11-0 W
Jefferson Comm.	21-2 W
Franklin	6-5 W
Franklin	5-1 W
Hanover	3-0 W
Hanover	2-3 L
Xavier	4-5 L
Marian	2-3 L
Marian	3-2 W
Thomas More	0-1 L
Kentucky State	8-3 W
Kentucky State	7-2 W
Georgetown	4-2 W
Georgetown	14-5 W
Ind. State-Evansville	1-4 L
Ind. State-Evansville	7-3 W
Franklin	0-2 L
Franklin	5-6 L
Louisville	3-4 L
Northwood (Ind.)	21-0 W
Northwood (Ind.)	13-2 W

1973 SEASON (28-8)

COACH: FR. JOHN DEATRICK

Embry Riddle	9-2 W
Embry Riddle	5-0 W
Indiana State	7-4 W
Indiana State	1-0 W
Louisville	5-11 L
Western Kentucky	7-5 W
Western Kentucky	0-8 L
Northern Kentucky	1-2 L
Kentucky	0-4 L
Kentucky State	7-3 W
Kentucky State	1-0 W
Kentucky Wesleyan	5-2 W
Kentucky Wesleyan	2-4 L
Centre	2-1 W
Centre	4-8 L
Georgetown	3-0 W
Georgetown	9-1 W
Louisville	8-1 W
Western Kentucky	2-0 W
Western Kentucky	5-4 W
Louisville	6-2 W
Northern Kentucky	5-0 W
Northern Kentucky	3-4 L
Kentucky State	7-0 W
Kentucky State	7-0 W
Ind. State-Evansville	4-3 W
Ind. State-Evansville	8-5 W
Evansville	6-1 W
Evansville	3-2 W
Northwood (Ind.)	9-1 W
Northwood (Ind.)	8-4 W
Franklin	7-5 W
Franklin	2-3 L
Northwood (Ind.)	7-4 W
Northwood (Ind.)	4-3 W
Louisiana State *	1-12 L
Tuskegee *	3-5 L

1974 SEASON (24-19)

COACH: FR. JOHN DEATRICK

Evansville	10-1 W
Evansville	7-1 W
Centre	10-1 W

Centre	1-0 L
Western Kentucky	0-1 L
Western Kentucky	4-5 L
Kentucky Wesleyan	11-8 W
Kentucky Wesleyan	8-3 W
Louisville	2-3 L
Indiana State	4-0 W
Xavier	0-7 L
Xavier	3-4 L
Kentucky	2-7 L
Kentucky State	6-9 L
Kentucky State	4-9 L
Kentucky Wesleyan	8-11 L
Kentucky Wesleyan	4-8 L
Indiana Central	5-0 W
Indiana Central	0-1 L
Kentucky	2-17 L
Indiana Central	3-4 L
Indiana Central	6-3 W
Thomas More	9-3 W
Thomas More	10-5 W
Western Kentucky	8-7 W
Western Kentucky	6-7 W
Northern Kentucky	8-9 L
Northern Kentucky	6-5 W
Louisville	5-2 W
Evansville	6-10 L
Evansville	7-10 L
Georgetown	10-6 W
Georgetown	11-1 W
Northwood	15-0 W
Northwood	3-1 W
Northern Kentucky	2-0 W
Northern Kentucky	1-3 L
Kentucky State	1-4 L
Kentucky State	15-12 W
Georgetown	4-0 W
Georgetown	4-2 W
Hanover	N/A W
Hanover	N/A W

N: Neutral Site | *: NCAA Tournament





1975 SEASON (27-23)

COACH: LOU SNIPP

Louisville	8-15 L
Fordham	5-6 L
Fordham	4-9 L
Fordham	4-2 W
Bethune-Cookman	4-6 L
St. Joseph's	4-2 W
St. Joseph's	2-3 L
Hanover	2-3 W
Ind. State-Evansville	3-0 W
Ind. State-Evansville	7-4 W
Louisville	3-0 W
Evansville	14-8 W
Evansville	17-16W
Marian	7-4 W
Marian	6-5 W
Indiana State	2-3 L
Indiana State	4-10 L
Evansville	1-4 L
Evansville	2-0 W
Ind. State-Evansville	2-0 W
Ind. State-Evansville	3-5 L
Kentucky State	2-4 L
Kentucky State	5-2 W
Kentucky	2-3 L
Kentucky	4-6 L
Kentucky Wesleyan	9-1 W
Kentucky Wesleyan	10-1 W
Mid. Tenn. State	2-1 W
Mid. Tenn. State	8-4 W
Thomas More	2-6 L
Butler	3-4 L
Butler	3-2 W
Kentucky	7-6 W
Kentucky	5-2 W
Western Kentucky	1-7 L
Western Kentucky	3-0 W
Northern Kentucky	13-0 W
Northern Kentucky	3-1 W
Kentucky State	3-8 L
Kentucky State	1-6 L
Louisville	3-7 L
Butler	5-7 L
Thomas More	5-6 L
Thomas More	5-4 W
David Lipscomb	3-10 L
Tennessee Tech	0-1 L
Tennessee Tech	3-2 W
Louisville	4-2 W
Franklin	2-6 L
Franklin	1-0 W

1976 SEASON (25-33)

COACH: LOU SNIPP

Indiana State	0-7 L
Indiana State	3-1 W
Louisville	3-1 W
Troy State	7-5 W
Troy State	8-0 W
South Alabama	4-6 L
South Alabama	1-9 L
Spring Hill	1-5 L
Spring Hill	1-2 L
West Florida	6-10 L
West Florida	4-6 L
New Orleans	1-4 L
New Orleans	2-3 L
SW Louisiana	6-2 W
SW Louisiana	8-9 L
SW Louisiana	1-5 L
SW Louisiana	4-6 L
Louisiana Tech	1-2 L

Louisiana Tech	4-5 L
Austin Peay	4-5 L
Hanover	7-3 W
Hanover	6-2 W
Western Michigan	7-0 W
Western Michigan	1-5 L
St. Xavier-Chicago	5-3 W
St. Xavier-Chicago	3-5 L
Butler	3-2 W
Butler	12-7 W
Xavier	9-2 W
Xavier	11-10W
Kentucky	6-2 W
Kentucky	0-4 L
Louisville	8-12 L
David Lipscomb	4-8 L
Middle Tenn. St.	6-4 W
Middle Tenn. St.	6-7 L
Marion	7-2 W
Marion	17-4 W
Kentucky State	0-4 L
Vanderbilt	11-7 W
Vanderbilt	5-8 L
Kentucky	2-15 L
Kentucky	2-14 L
Cincinnati	2-3 L
Cincinnati	1-10 L
Thomas More	9-1 W
Tennessee Tech	6-4 W
Tennessee Tech	6-5 W
Miami (Ohio)	4-0 W
Miami (Ohio)	3-4 L
Butler	1-6 L
Butler	5-3 W
Louisville	16-14W
Louisville	2-4 L
Xavier	5-6 L
Xavier	6-5 W
Cincinnati	2-4 L
Cincinnati	8-11 L

1977 SEASON (27-24)

COACH: AL BURKE

Louisville	4-5 L
Berea	1-0 W
Berea	13-2 W
Georgetown	10-5 W
Evansville	6-4 W
Evansville	1-6 L
Jacksonville	0-7 L
Akron	1-0 W
Akron	5-8 L
Akron	11-2 L
Chicago State	21-3 W
Chicago State	9-1 W
Butler	4-1 W
Butler	0-1 L
UW-Eau Claire	6-4 W
UW-Eau Claire	1-2 L
Louisville	6-9 L
Western Kentucky	3-5 L
Western Kentucky	5-10 L
Kentucky	5-2 W
Kentucky	3-7 L
Western Kentucky	7-8 L
Western Kentucky	6-13 L
Thomas More	9-1 W
Thomas More	2-4 L
Kentucky State	5-0 W
Kentucky State	5-0 W
Kentucky Wesleyan	9-10 L
Kentucky Wesleyan	11-12 L
Morehead State	4-13 L

Morehead State	5-4 W
Hanover	3-2 W
Hanover	7-4 W
Kentucky	13-15 L
Thomas More	3-2 W
Thomas More	19-5 W
Kentucky State	2-6 L
Kentucky State	2-4 L
Wright State	0-2 L
Wright State	4-1 W
Cumberland	4-3 W
Cumberland	2-1 W
Louisville	11-10W
Ind. State-Evansville	4-5 L
Ind. State-Evansville	6-3 W
Centre	14-6 W
Cincinnati	4-7 L
Xavier	9-2 W
Xavier	4-1 W
Kentucky Wesleyan	0-3 L
Kentucky Wesleyan	2-3 L

1978 SEASON (22-23)

COACH: AL BURKE

Louisville	0-6 L
So. Connecticut	5-10 L
Bloomsburg State	9-3 W
Lincoln	4-5 L
Gustavus Adolphus	10-3 W
Ind. State-Evansville	3-4 L
Delaware Valley	2-1 W
LaSalle	3-4 L
SUNY-Cortland	4-9 L
Bradley	11-10W
Evansville	6-2 W
Evansville	3-1 W
Eastern Illinois	2-8 L
Eastern Illinois	0-8 L
Wright State	1-3 L
Wright State	21-17W
Campbellsville	10-5 W
Campbellsville	5-6 L
Kentucky Wesleyan	2-1 W
Kentucky Wesleyan	7-8 L
David Lipscomb	2-17 L
Kentucky	3-19 L
St. Joseph's	1-0 W
St. Joseph's	6-7 L
Indiana Central	11-16 L
Indiana Central	3-6 L
Hanover	3-2 W
Hanover	1-3 L
Louisville	9-10 L
Thomas More	2-1 W
Thomas More	7-2 W
SIU-Edwardsville	1-6 L
SIU-Edwardsville	5-2 W
Kentucky State	4-1 W
Kentucky State	6-3 W
Centre	3-8 L
Centre	11-8 W
Dayton	9-8 W
Kentucky State	10-6W
Kentucky State	2-6 L
Ind. State-Evansville	8-0 W
Ind. State-Evansville	9-3 W
Louisville	1-11 L
Kentucky Wesleyan	4-2 W
Kentucky Wesleyan	2-4 L

1979 SEASON (36-18)

COACH: AL BURKE

Georgetown	8-3 W
------------	-------

IU-Southeast	6-11 L
So. Benedictine	8-0 W
So. Benedictine	2-6 L
East Stroudsburg	1-4 L
Rhode Island	4-8 L
Adrian	14-1 W
Stockton	4-2 W
Milligan	17-0 W
Quinnipiac	2-5 L
Kentucky Wesleyan	4-9 L
St. Joseph's	3-6 L
St. Joseph's	5-4 W
Butler	4-0 W
Butler	5-4 W
Kentucky Wesleyan	13-0 W
Kentucky Wesleyan	4-3 W
Thomas More	17-3 W
Thomas More	13-3 W
Calvin	9-2 W
Calvin	5-2 W
Northern Kentucky	1-3 L
Northern Kentucky	3-1 W
Louisville	5-17 L
Ind. State-Evansville	2-6 L
Ind. State-Evansville	5-0 W
Hanover	7-2 W
Hanover	10-9W
Cumberland	2-12 L
Cumberland	6-1 W
Xavier	4-3 W
Xavier	9-3 W
So. Benedictine	14-6 W
So. Benedictine	8-6 W
Cincinnati	1-18 L
Cincinnati	6-5 W
Louisville	11-3 W
Centre	6-2 W
Centre	6-1 W
Wright State	7-4 W
Wright State	4-2 W
Kentucky Wesleyan	11-6 W
Kentucky Wesleyan	3-1 W
Dayton	9-3 W
Dayton	1-4 L
IU-Southeast	6-4 W
Xavier	6-1 W
Xavier	3-4 L
Eastern Illinois	4-7 L
Eastern Illinois	3-8 L
Ind. State-Evansville *	13-10 L
Akron *	11-2 W
Ind. State-Evansville *	6-2 W
Northern Kentucky *	2-9 L

N: Neutral Site | *: NCAA Tournament





1980 SEASON (36-17-3)

COACH: AL BURKE

Northern Kentucky	6-0 W
Northern Kentucky	6-10 L
Evansville	8-1 W
Evansville	5-2 W
IU Southeast	5-3 W
Wittenberg	6-6 T
Bluffton	11-3 W
Jacksonville	0-6 L
Bluffton	12-2 W
Akron	3-3 T
Jacksonville	2-24 L
Oakland (MI)	5-6 L
Oakland (MI)	1-1 T
Butler	3-10 L
Butler	0-1 L
Capital	6-1 W
Capital	6-1 W
Capital	8-6 W
Indiana Central	9-5 W
Indiana Central	3-0 W
Eastern Illinois	3-5 L
Eastern Illinois	7-3 W
Ind. State-Evansville	9-1 W
Ind. State-Evansville	5-9 L
Kentucky Wesleyan	7-1 W
Louisville	15-9 W
Hanover	8-3 W
Hanover	11-5 W
Louisville	6-12 L
St. Joseph's	6-4 W
St. Joseph's	9-2 W
Centre	18-2 W
Centre	4-2 W
Ind. State-Evansville	3-7 L
Ind. State-Evansville	5-2 L
Kentucky State	21-3 W
Cincinnati	7-13 L
Cincinnati	6-2 W
Thomas More	27-11W
Thomas More	10-8W
Ind. State-Evansville +	7-8 L
Kentucky Wesleyan +	8-3 W
Indiana Central +	7-3 W
St. Joseph's +	6-2 W
Ind. State-Evansville +	3-2 W
Ind. State-Evansville +	6-4 W
Kentucky State	10-2 W
Kentucky Wesleyan	5-6 L
Kentucky Wesleyan	10-3 W
Northern Kentucky	6-12 L
Northern Kentucky	2-8 L
IU Southeast	10-6W
Delta State N*	6-4 W
Troy State *	6-5 W
Troy State *	1-3 L
Troy State *	1-2 L

1981 SEASON (30-24)

COACH: AL BURKE

Georgetown	10-2 W
Georgetown	4-1 W
Kentucky State	4-1 W
entucky State	15-2 W
Kentucky	2-7 L
Indiana	3-6 L
Indiana	5-1 W
Kentucky Wesleyan	6-5 W
Kentucky Wesleyan	12-4 W
Southern	6-3 W
Southern	7-4 W
Nicholls State	1-11 L

Nicholls State	2-5 L
Louisiana State	6-8 L
Southern	6-3 W
Southern	6-10 L
SE Louisiana	9-10 L
SE Louisiana	4-3 W
Northern Kentucky	2-7 L
Northern Kentucky	2-6 L
Cincinnati	6-4 W
Cincinnati	4-3 W
Thomas More	16-11W
Thomas More	2-3 L
Butler	2-5 L
Butler	10-9W
St. Joseph's	6-2 W
St. Joseph's	4-0 W
IU Southeast	18-17W
Hanover	6-0 W
Hanover	13-5 W
Eastern Kentucky	8-7 W
Eastern Kentucky	12-14 L
Indiana Central	2-9 L
Indiana Central	11-16 L
IU Southeast	10-7 W
Louisville	1-3 L
Kentucky State	5-7 L
Kentucky State	6-3 W
IU Southeast	1-6 L
IU Southeast	10-7 W
Eastern Kentucky	6-5 W
Eastern Kentucky	4-6 L
Northern Kentucky	3-6 L
Northern Kentucky	5-6 L
Louisville	5-6 L
Centre	6-1 W
Centre	7-4 W
IU Southeast	2-3 L
IU Southeast	14-2 W
Thomas More	4-0 W
Thomas More	2-0 W
Lewis N+	1-2 L
St. Joseph's N+	3-4 L

1982 SEASON (19-28)

COACH: JACK ROSE

Georgetown	0-3 L
Lewis	2-7 L
Lewis	2-6 L
Louisville	4-8 L
Anderson	2-6 L
Indiana-PA	5-7 L
Iowa State	5-14 L
New Hampshire	7-8 L
UW-Ean Claire	1-0 W
Manchester	7-0 W
Rhode Island	8-3 W
Franklin	8-2 W
Franklin	12-2 W
Eastern Kentucky	4-13 L
Eastern Kentucky	1-13 L
Xavier	1-6 L
Xavier	0-5 L
Indiana	3-4 L
Indiana	8-10 L
IU-Southeast	7-18 L
Indiana Central	8-9 L
Indiana Central	4-12 L
Kentucky Wesleyan	3-0 W
Kentucky Wesleyan	4-7 L
IUPU-Ft. Wayne	2-1 W
Kentucky State	3-5 L
Kentucky State	7-16 L
Cincinnati	2-0 W

Cincinnati	3-6 L
Ind. State-Evansville	5-4 W
Ind. State-Evansville	6-4 W
Kentucky State	6-11 L
Kentucky State	1-13 L
IU-Southeast	4-14 L
Tri-State	8-3 W
Tri-State	11-3 W
Kentucky Wesleyan	5-2 W
Kentucky Wesleyan	14-10W
Northern Kentucky	2-1 W
Northern Kentucky	4-3 W
Hanover	9-10 L
Hanover	1-6 L
KY Wesleyan N+	6-1 W
Lewis N+	0-10 L
St. Joseph's N+	9-5 W
KY Wesleyan N+	4-0 W
Lewis N+	2-4 L

1983 SEASON (21-21-1)

COACH: JACK ROSE

Kentucky State	8-3 W
Kentucky State	6-4 W
Kentucky State	4-6 L
Kentucky State	9-5 W
Louisville	2-1 W
Georgetown	10-2 W
Georgetown	3-3 T
Northern Kentucky	N/A L
Northern Kentucky	N/A L
Indiana	1-0 W
Ball State	3-5 L
Ball State	2-4 L
Hanover	7-6 W
Hanover	9-6 W
Western Kentucky	5-6 L
Western Kentucky	5-0 W
Northwood	6-4 W
Adelphi	7-9 L
Rhode Island	7-6 W
New Hampshire	3-2 W
Ind. State-Evansville	2-6 L
Ind. State-Evansville	4-6 L
IU Southeast	9-3 W
Indiana Central	3-4 L
Indiana Central	7-2 W
Eastern Kentucky	0-3 L
Eastern Kentucky	1-12 L
Louisville	5-4 L
Louisville	10-5 W
Xavier	5-4 W
Xavier	2-8 L
Franklin	16-2 W
Xavier	4-5 L
Xavier	0-6 L
St. Joseph's N+	4-0 W
Indiana Central N+	6-7 L
Ashland N+	2-3 L

1984 SEASON (20-14)

COACH: JACK ROSE

Kentucky State	0-6 L
Kentucky State	2-0 W
Western Kentucky	4-2 W
Louisville	5-12 L
Mansfield	6-0 W
Drexel	7-1 W
Tunis	9-0 W
Johns Hopkins	4-3 W
Rutgers	9-2 W
Lincoln	2-4 L
Indiana (PA)	0-2 L

McKendree	4-8 L
North Central	6-3 W
Kentucky Wesleyan	4-3 W
Kentucky Wesleyan	4-6 L
Indiana Central	1-2 L
Indiana Central	3-4 L
Louisville	16-4 W
Franklin	9-5 W
Franklin	4-0 W
IU Southeast	4-0 W
IU Southeast	11-1 W
Thomas More	10-8 W
Thomas More	10-5 W
Northern Kentucky	8-3 W
Northern Kentucky	5-11 L
Hanover	9-6 W
Hanover	4-2 W
IU Southeast	10-4 W
Louisville	0-17 L
Kentucky Wesleyan	2-6 L
IU-Evansville	12-17 L
Indiana	4-14 L
Indiana	1-6 L

N: Neutral Site | +: GLVC Tournament | *: NCAA Tournament





1985 SEASON (33-16)

COACH: JACK ROSE

Indiana	5-4 W
Indiana	2-17 L
Kentucky Wesleyan	9-2 W
Kentucky Wesleyan	10-3 W
Northern Kentucky	7-2 W
Northern Kentucky	2-7 L
Eastern Kentucky	1-0 W
Eastern Kentucky	3-2 W
Louisville	5-2 W
Kentucky State	6-3 W
Kentucky State	3-5 L
IU Southeast	20-9W
Hanover	2-7 L
Hanover	3-5 L
Kutztown	2-3 L
Walters State	3-4 L
Allentown	12-3 W
Tunxis	5-2 W
Mansfield	1-0 W
Montgomery	7-2 W
Indiana	8-9 L
Hanover	4-7 L
Hanover	9-0 W
Centre	11-0 W
Centre	12-2 W
Ind. State-Evansville	4-10 L
Ind. State-Evansville	10-4 W
IU Southeast	10-1 W
Franklin	17-0 W
Franklin	11-1 W
Ind. State-Evansville	4-1 W
Ind. State-Evansville	8-7 W
Western Kentucky	4-5 L
IU Southeast	13-3 W
Thomas More	7-3 W
Thomas More	8-4 W
Indiana Central	4-3 W
Indiana Central	8-3 W
Ind. State-Evansville*	2-4 L
Indiana Central*	2-0 W
Kentucky Wesleyan*	10-2 W
Ind. State-Evansville*	7-11 L
Northern Kentucky	1-10 L
Northern Kentucky	3-9 L
IU Southeast	13-2 W
Thomas More	1-7 L
Ind. State-Evansville +	2-4 L
Indianapolis +	2-0 W
Kentucky Wesleyan +	10-2 W
Ind. State-Evansville +	7-11 L

1986 SEASON (26-23)

COACH: KEVIN KOCKS

Kentucky State	12-2 W
Cincinnati	14-13W
IU Southeast	8-4 W
Eastern Kentucky	8-18 L
Eastern Kentucky	0-7 L
Louisville	2-3 L
Louisville	1-3 L
Asheville	10-9 W
St. Xavier	2-18 L
Central Florida	2-4 L
St. Xavier	8-12 L
Eastern Kentucky	13-6 W
Eastern Kentucky	2-15 L
St. Leo	16-5 W
Indiana Central	2-1 W
Indiana Central	2-12 L
Western Kentucky	4-6 L
Northern Kentucky	1-0 W

Northern Kentucky	8-7 W
Indiana	0-8 L
Indiana	5-15 L
Franklin	4-2 W
Franklin	9-3 W
IU Southeast	19-3 W
Kentucky	6-10 L
Thomas More	8-0 W
Thomas More	15-5 W
Kentucky State	1-12 L
Kentucky State	9-6 W
IU Southeast	9-4 W
Western Kentucky	5-15 L
Northern Kentucky	7-1 W
Northern Kentucky	5-4 W
Kentucky Wesleyan	10-7 W
Kentucky Wesleyan	4-10 L
Southern Indiana	2-4 L
Southern Indiana	0-4 L
Thomas More	17-4 W
Thomas More	17-5 W
Louisville	2-3 L
Louisville	11-9 W
Indiana Central	1-0 W
Indiana Central	5-3 W
Campbellsville	9-7 W
Kentucky Wesleyan	4-14 L
Kentucky Wesleyan	4-5 L
Southern Indiana	4-6 L
Southern Indiana	11-12 L
IU Southeast	9-6 W

1987 SEASON (23-23-1)

COACH: KEVIN KOCKS

Western Kentucky	1-6 L
Indiana	4-9 L
Eastern Kentucky	3-8 L
Eastern Kentucky	3-3 T
Kentucky State	5-4 W
Kentucky State	4-0 W
Hanover	8-4 W
Hanover	3-5 L
Cincinnati	13-14 L
Louisville	6-4 W
Louisville	2-8 L
Columbus	3-5 L
St. Xavier	1-6 L
Princeton	6-7 L
Flager	11-7 W
St. Xavier	1-14 L
Maryland-Baltimore	0-5 L
Northern Illinois	7-10 L
Missouri-St. Louis	3-11 L
Missouri-St. Louis	0-11 L
Western Kentucky	1-4 L
Thomas More	7-8 L
Thomas More	9-2 W
Northern Kentucky	7-4 W
Northern Kentucky	4-3 W
Southern Indiana	3-4 L
Southern Indiana	8-7 W
Kentucky Wesleyan	6-1 W
Kentucky Wesleyan	3-1 W
IU Southeast	20-12W
Kentucky Wesleyan	5-2 W
Kentucky Wesleyan	3-2 W
Southern Indiana	2-1 W
Southern Indiana	4-0 W
Louisville	9-11 L
Louisville	14-2 W
Northern Kentucky	3-4 L
Northern Kentucky	14-5 W
Centre	7-6 W

Centre	12-0 W
Kentucky State	5-7 L
Kentucky State	4-6 L
Thomas Moore	5-0 W
Thomas Moore	8-4 W
St. Joseph's N+	5-2 W
Lewis +	4-7 L
Southern Indiana N+	3-4 L

1988 SEASON (17-28-1)

COACH: KEVIN KOCKS

Louisville	12-7 W
Georgetown	1-5 L
Georgetown	6-0 W
Evansville	5-4 W
Hanover	8-7 W
Hanover	4-9 L
Ferris State	3-5 L
Ferris State	2-1 W
Eastern Kentucky	5-6 L
Eastern Kentucky	2-11 L
Cincinnati	0-8 L
Louisville	11-3 W
Louisville	3-4 L
Western Kentucky	6-5 W
IU Southeast	2-7 L
IU Southeast	5-5 T
Columbus	0-2 L
Columbus	0-7 L
John Hopkins	6-7 L
St. Xavier	7-8 L
St. Xavier	3-4 L
St. Xavier	4-8 L
Florida Tech.	3-4 L
SW Missouri	1-9 L
Western Kentucky	5-10 L
Northern Kentucky	6-5 W
Northern Kentucky	4-5 L
Kentucky State	8-0 W
Kentucky State	14-4 W
Lindsey Wilson	17-4 W
Kentucky Wesleyan	3-9 L
Kentucky Wesleyan	6-2 W
Southern Indiana	5-6 L
Southern Indiana	4-7 L
Indiana	1-2 L
Campbellsville	7-11 L
Thomas More	19-11W
Thomas More	24-2W
Kentucky Wesleyan	3-14 L
Kentucky Wesleyan	9-2 W
Southern Indiana	0-1 L
Southern Indiana	8-7 W
Louisville	2-13 L
IU Southeast	15-18 L

1989 SEASON (29-25)

COACH: KEVIN KOCKS

Louisville	4-5 L
Louisville	6-8 L
Hanover	3-2 W
Hanover	6-0 W
Evansville	3-11 L
Kentucky State	7-4 W
Kentucky State	14-3 W
Indiana	0-3 L
Indiana	2-6 L
Cincinnati	7-8 L
Morehead State	7-8 L
Cumberland	4-11 L
Cumberland	7-8 L
Eastern Kentucky	4-0 W
Eastern Kentucky	0-8 L

Kentucky State	5-7 L
Kentucky State	4-2 W
Columbus	3-6 L
Armstrong State	2-4 L
So. IL-Edwardsville	4-10 L
Springfield	6-4 W
Ashland	3-2 W
Ashland	7-1 W
IP-Ft. Wayne	10-9 W
IP-Ft. Wayne	5-9 L
IU Southeast	15-5 W
Northern Kentucky	13-1 W
Northern Kentucky	6-7 L
Thomas More	3-1 W
Thomas More	7-2 W
Western Kentucky	5-3 W
Morehead State	1-5 L
Southern Indiana	5-0 W
Southern Indiana	12-7 W
Kentucky Wesleyan	3-2 W
Kentucky Wesleyan	0-5 L
Indiana	7-9 L
Campbellsville	15-5 W
St. Joseph's	11-1 W
St. Joseph's	5-7 L
Lewis	11-1 W
Lewis	4-1 W
IU Southeast	6-8 L
Campbellsville	7-1 W
Indianapolis	5-4 W
Indianapolis	1-8 L
Lindsey Wilson	11-2 W
Lindsey Wilson	9-3 W
Georgetown	9-10 L
Lewis N+	4-0 W
Ashland N+	6-5 W
Lewis N+	3-10 L
Lewis N+	4-1 W
Armstrong State N*	5-9 L
Northern Kentucky *	4-6 L

N: Neutral Site | +: GLVC Tournament | *: NCAA Tournament





1990 SEASON (17-29-1)

COACH: KEVIN KOCKS

Georgetown	2-4 L
Georgetown	0-1 L
Louisville	0-2 L
Louisville	1-10 L
Hanover	3-4 L
Hanover	3-6 L
UW-Milwaukee	7-6 W
UW-Milwaukee	ForfeitW
Cincinnati	7-3 W
Campbellsville	9-9 T
Morehead State	5-6 L
NE Illinois	0-4 L
Wisconsin-Lutheran	3-1 W
Wisconsin-Lutheran	7-1 W
Kentucky State	13-1 W
Kentucky State	16-6 W
IU Southeast	4-6 L
Wayne State	4-2 W
Wayne State	5-4 W
Wayne State	5-4 W
Butler	2-3 L
Butler	4-6 L
Shorter	0-10 L
Michigan State	0-2 L
Columbus	2-3 L
Georgia SW	1-7 L
West Georgia	0-2 L
Kentucky Wesleyan	5-4 W
Kentucky Wesleyan	0-5 L
Southern Indiana	1-5 L
Southern Indiana	8-3 W
Cumberland	2-14 L
Campbellsville	10-6 W
Ashland	3-7 L
Ashland	6-1 W
IUPU-Ft. Wayne	2-3 L
Louisville	7-4 W
Lewis	0-8 L
Lewis	2-7 L
St. Joseph's	2-0 W
St. Joseph's	2-5 L
IU Southeast	9-11 L
Indianapolis	2-4 L
Indianapolis	0-3 L
Northern Kentucky	2-3 L
Northern Kentucky	0-13 L

1991 SEASON (23-23)

COACH: KEVIN KOCKS

Louisville	2-9 L
Georgetown	2-4 L
Georgetown	2-7 L
Hanover	1-3 L
Hanover	5-3 W
Cincinnati	0-3 L
Cincinnati	1-7 L
Morehead State	2-1 W
Morehead State	3-1 W
Saginaw Valley	2-1 W
Saginaw Valley	1-6 L
Saginaw Valley	12-4 W
IU-Southeast	12-3 W
Wisconsin-Lutheran	6-2 W
Wisconsin-Lutheran	13-1 W
Cumberland	4-5 L
Columbus (Georgia)	0-5 L
Columbus (Georgia)	2-1 W
Michigan State	1-9 L
West Georgia	3-2 W
West Georgia	17-20 L
Kentucky State	11-3 W

Kentucky State	15-3 W
Louisville	18-14 W
Kentucky Wesleyan	3-1 W
Kentucky Wesleyan	0-2 L
Southern Indiana	0-1 L
Southern Indiana	4-3 W
Kentucky	3-10 L
Ashland	3-6 L
Ashland	6-4 W
IUPU-Ft. Wayne	10-0 W
IUPU-Ft. Wayne	11-4 W
Pikeville	14-4 W
IU-Southeast	4-6 L
Lewis	6-1 W
Lewis	2-3 L
Eastern Kentucky	9-15 L
Western Kentucky	0-4 L
Northern Kentucky	3-6 L
Northern Kentucky	6-5 W
Indianapolis	4-3 W
Indianapolis	7-6 W
St. Joseph's	4-10 L
St. Joseph's	7-8 L

1992 SEASON (27-22)

COACH: STEVE KAUFMAN

Lincoln Memorial	2-0 W
Hanover	5-3 W
Hanover	1-4 L
Campbellsville	10-17 L
Tennessee-Martin	2-11 L
Tennessee-Martin	1-7 L
Georgetown	6-1 W
Georgetown	2-5 L
IU-Southeast	8-4 W
Saginaw Valley	6-2 W
Saginaw Valley	13-8 W
Miami (Ohio)	6-13 L
Miami (Ohio)	2-6 L
Wisconsin-Lutheran	14-4 W
Wisconsin-Lutheran	4-3 W
Columbus (Georgia)	5-2 W
Eckerd	2-6 L
Lehigh	4-3 W
St. Joseph's	1-5 L
St. Joseph's	4-14 L
Lewis	4-5 L
Lewis	5-4 W
Morehead State	1-19 L
Morehead State	5-3 W
Louisville	7-8 L
Indianapolis	7-4 W
Indianapolis	11-4 W
Northern Kentucky	2-8 L
Northern Kentucky	9-8 W
IU-Southeast	0-12 L
Lincoln Memorial	2-0 W
Southern Indiana	3-8 L
Southern Indiana	2-12 L
Kentucky Wesleyan	6-4 W
Kentucky Wesleyan	1-8 L
Louisville	6-10 L
Cincinnati	13-12 W
Oakland City	6-2 W
Oakland City	2-1 W
Kentucky State	6-18 L
Kentucky State	10-0 W
Ashland	10-3 W
Ashland	9-4 W
IUPU-Ft. Wayne	12-2 W
IUPU-Ft. Wayne	11-7 W
Indiana	3-16 L
Southern Indiana +	3-2 W

Lewis N+	5-10 L
Northern KY N+	5-10 L

1993 SEASON (22-17)

COACH: STEVE KAUFMAN

Lincoln Memorial	0-4 L
Lincoln Memorial	1-7 L
Campbellsville	7-3 W
Louisville	6-7 L
Hanover	6-7 L
Hanover	15-2 W
Campbellsville	5-2 W
UMass-Lowell	6-5 W
Eckerd	6-5 W
Lehigh	11-2 W
Centre	13-2 W
Centre	7-0 W
Eckerd	6-13 L
American Int'l	7-9 L
Oakland City	6-1 W
Oakland City	7-2 W
Kentucky Wesleyan	0-3 L
Kentucky Wesleyan	11-4 W
Southern Indiana	2-9 L
Southern Indiana	2-8 L
Northern Kentucky	1-4 L
Northern Kentucky	3-1 W
Indianapolis	1-4 L
Indianapolis	4-2 W
Kentucky State	22-6 W
Kentucky State	15-5 W
Oakland City	4-2 W
IP-Ft. Wayne	4-1 W
IP-Ft. Wayne	1-4 L
Oakland City	2-5 L
Ashland	3-5 L
Ashland	4-1 W
Louisville	7-9 L
St. Joseph's	4-10 L
St. Joseph's	11-6 W
Lewis	7-3 W
Lewis	3-11 L
IU-Southeast	2-1 W
IU-Southeast	9-3 W

1994 SEASON (24-21)

COACH: STEVE KAUFMAN

IU-Southeast	5-4 W
IU-Southeast	12-6 W
Campbellsville	1-4 L
Lincoln Memorial	0-2 L
Lincoln Memorial	1-14 L
Lindsey Wilson	17-3 L
Georgetown	8-7 W
Georgetown	15-3 W
Hanover	8-5 W
West Georgia	0-12 L
UMass-Lowell	17-5 W
Eckerd	5-13 L
St. Leo	4-8 L
Northern Kentucky	1-3 L
Northern Kentucky	11-2 W
Indianapolis	4-3 W
Indianapolis	3-1 W
Xavier	6-7 L
Ashland	3-2 W
Ashland	6-7 L
IP-Ft. Wayne	4-1 W
IP-Ft. Wayne	3-11 L
Cincinnati	4-8 L
Lakeland	7-2 W
Lakeland	13-9 W
St. Joseph's	12-3 W

St. Joseph's	5-9 L
Lewis	5-6 L
Lewis	6-8 L
Carson-Newman	15-9 W
Hanover	9-1 W
IUPUI	3-2 W
IUPUI	11-0 W
Kentucky State	8-1 W
Kentucky State	9-0 W
Graceland	6-9 L
Graceland	2-1 W
Southern Indiana	1-2 L
Southern Indiana	1-10 L
KY Wesleyan	4-8 L
KY Wesleyan	8-9 L
Lincoln Memorial	3-10 L
IU-Southeast	2-3 L
Campbellsville	4-3 W

1995 SEASON (17-25)

COACH: STEVE KAUFMAN

Carson-Newman	2-4 L
Carson-Newman	1-4 L
Carson-Newman	9-6 W
Georgetown	5-4 W
Georgetown	10-7 W
Campbellsville	3-6 L
Graceland	5-4 W
West Georgia	11-12 L
West Georgia	11-8 W
Eckerd	1-9 L
UMass-Lowell	3-6 L
St. Leo	2-5 L
Kennesaw State	9-8 W
Kentucky State	13-4 W
Cincinnati	5-9 L
IU-Southeast	8-2 W
IU-Southeast	10-11 L
Ashland	2-4 L
Ashland	0-9 L
IUPU-Ft. Wayne	5-4 W
IUPU-Ft. Wayne	13-10 W
Cumberland	4-10 L
Kentucky State	25-9 W
Lewis	4-9 L
Lewis	5-18 L
St. Joseph's	4-11 L
St. Joseph's	2-6 L
IUPU-Indianapolis	10-7 W
IUPU-Indianapolis	9-7 W
Campbellsville	6-0 W
Campbellsville	0-5 L
Southern Indiana	6-7 L
Southern Indiana	9-2 W
Kentucky Wesleyan	4-8 L
Kentucky Wesleyan	7-6 W
Kentucky	5-17 L
Indianapolis	0-4 L
Indianapolis	0-21 L
Northern Kentucky	0-2 L
Northern Kentucky	0-4 L
IU-Southeast	8-12 L
Graceland	9-2 W

N: Neutral Site | +: GLVC Tournament | *: NCAA Tournament





1996 SEASON (18-17)

COACH: STEVE KAUFMAN

Lincoln Memorial	6-5	W
Lincoln Memorial	5-3	W
Lincoln Memorial	7-9	L
IU-Southeast		
Campbellsville		
IUPUI	6-3	W
IUPUI	3-2	W
Oakland City		
Oakland City		
Valdosta State	12-5	W
Florida Southern	2-18	L
St. Leo		
Eckerd	3-7	L
West Georgia	3-12	L
St. Joseph's	3-15	L
Wisc.-Parkside		
Wisconsin-Parkside		
Northern Kentucky	5-7	L
Northern Kentucky	3-4	L
Quincy		
Quincy		
Lewis	7-9	L
Lewis	11-14	L
Southern Indiana	9-11	L
Southern Indiana	13-6	W
Indianapolis	0-4	L
Indianapolis	0-7	L
Northern Kentucky	7-12	L
IU-Southeast		
Lincoln Memorial	5-4	W
IUPUI	15-9	W
IUPUI	30-9	W
Southern Indiana	3-5	L
Southern Indiana	0-7	L
SIU-Edwardsville	6-2	W
SIU-Edwardsville	15-3	W
Kentucky Wesleyan		
Kentucky Wesleyan		
Lemoyne-Owen		
Lemoyne-Owen		
IUPU-Ft. Wayne		
IUPU-Ft. Wayne		
Kentucky Wesleyan		
Kentucky Wesleyan		
Campbellsville		
Quincy	N/A	L

1997 SEASON (22-28)

COACH: STEVE KAUFMAN

Campbellsville	3-7	L
Columbus State	2-3	L
Columbus State	8-5	W
Georgia South	2-1	W
Georgia South	1-4	L
IU-Southeast	1-2	L
Campbellsville	7-0	W
West Georgia	2-3	L
IU-Southeast	4-3	W
St. Joseph's	6-4	W
St. Joseph's	11-10	W
Wisconsin-Parkside	5-8	L
Wisconsin-Parkside	7-9	L
Bowie State	12-4	W
Bowie State	2-3	L
Lincoln Memorial	3-2	W
Lincoln Memorial	2-16	L
SIU-Edwardsville	2-10	L
SIU-Edwardsville	7-8	L
SIU-Edwardsville	3-21	L
Northern Kentucky	7-5	W
Northern Kentucky	3-4	L

Oakland City	9-8	W
Southern Indiana	8-4	W
Southern Indiana	8-22	L
Southern Indiana	13-15	L
Hanover	11-12	L
Oakland City	9-6	W
Campbellsville	5-6	L
Campbellsville	3-5	L
Quincy	1-13	L
Quincy	15-14	W
Lewis	18-3	W
Oakland City	8-4	W
Lewis	16-25	L
Kentucky Wesleyan	8-7	W
Northern Kentucky	7-12	L
Kentucky Wesleyan	7-10	L
Kentucky Wesleyan	6-5	W
Sue Bennett	11-7	W
Sue Bennett	11-1	W
Hanover	20-10	W
UM-St. Louis	1-4	L
UM-St. Louis	13-14	L
Indianapolis	6-3	W
Indianapolis	7-8	L
IP-Ft. Wayne	2-21	L
IP-Ft. Wayne	6-7	L

1998 SEASON (23-28-1)

COACH: TOM MALONE

Lincoln Memorial	5-6	L
Lincoln Memorial	10-9	W
Carson-Newman	1-7	L
Carson-Newman	2-8	L
Campbellsville	7-9	L
Campbellsville	4-0	W
Ashland	1-0	W
Ashland	9-8	W
Ashland	16-11	W
Cumberland	0-5	L
Cumberland	7-19	L
Rollins	10-11	L
Florida Southern	6-12	L
Florida Southern	15-4	W
Florida Southern	1-19	L
Tampa	1-5	L
West Georgia	4-5	L
West Georgia	6-2	W
IU-Southeast	13-2	W
Indianapolis	7-9	L
Indianapolis	14-8	W
Campbellsville	9-2	W
Campbellsville	2-1	W
Thomas More	8-6	W
SIU-Edwardsville	13-8	W
SIU-Edwardsville	11-17	L
SIU-Edwardsville	5-14	L
Northern Kentucky	11-5	W
Northern Kentucky	17-17	Tie
Oakland City	11-4	W
Oakland City	6-7	L
Southern Indiana	12-13	L
Southern Indiana	16-9	W
Southern Indiana	6-1	W
Hanover	7-0	W
Quincy	3-7	L
Quincy	12-5	W
Lewis	4-14	L
Lewis	19-10	W
IU-Southeast	10-11	L
Kentucky Wesleyan	0-2	L
Kentucky Wesleyan	10-7	W
Kentucky Wesleyan	3-4	L
Hanover	11-6	W

Lincoln Memorial	4-3	W
UM-St. Louis	4-14	L
UM-St. Louis	9-14	L
UM-St. Louis	3-14	L
St. Joseph's	8-9	L
St. Joseph's	4-11	L
Wisconsin-Parkside	2-5	L
Wisconsin-Parkside	2-3	L

1999 SEASON (23-33)

COACH: TOM MALONE

Belmont	4-8	L
Belmont	0-5	L
Lincoln Memorial	0-10	L
Lincoln Memorial	0-7	L
Carson-Newman	14-17	L
Carson-Newman	0-5	L
Ashland	6-7	L
Ashland	6-5	W
IU-Southeast	6-5	W
Southwest State	5-2	W
Indianapolis	4-1	W
Fairmont State	7-0	W
Bloomsburg	11-13	L
Edinboro	6-3	W
Brescia	1-7	L
Brescia	5-1	W
Kentucky State	10-9	W
Kentucky State	8-7	W
Lewis	3-4	L
Lewis	5-2	W
Wisconsin-Parkside	10-3	W
Wisconsin-Parkside	6-13	L
Hanover	18-6	W
LeMoyne-Owen	2-14	L
Southern Indiana	0-2	L
Southern Indiana	2-6	L
Southern Indiana	8-7	W
IU-Southeast	2-10	L
Kentucky Wesleyan	4-1	W
Kentucky Wesleyan	22-7	W
Quincy	0-3	L
Quincy	0-2	L
Campbellsville	3-4	L
Campbellsville	3-6	L
IUPU-Ft. Wayne	3-1	W
IUPU-Ft. Wayne	3-4	L
St. Joseph's	1-8	L
St. Joseph's	7-3	W
Oakland City	4-3	W
Oakland City	11-9	W
Kentucky Wesleyan	6-7	L
UM-St. Louis	0-6	L
UM-St. Louis	4-6	L
UM-St. Louis	1-2	L
Campbellsville	4-6	L
Campbellsville	5-3	W
Northern Kentucky	3-6	L
Northern Kentucky	4-6	L
Indianapolis	0-6	L
Indianapolis	1-2	L
SIU-Edwardsville	2-5	L
SIU-Edwardsville	6-1	W

Campbellsville	1-7	L
Campbellsville	6-5	W
Lincoln Memorial	6-7	L
Lincoln Memorial	11-0	W
Lincoln Memorial	8-9	L
Hanover	1-14	L
Alderson Broadus	3-1	W
Farleigh Dickinson	8-6	W
Farleigh Dickinson	6-4	W
Davis and Elkins	7-6	W
Slippery Rock	16-20	L
Slippery Rock	8-10	L
North Dakota	9-8	W
IU-Southeast	5-4	W
Spalding	6-1	W
Indianapolis	4-6	L
Indianapolis	1-7	L
Northern Kentucky	1-10	L
Northern Kentucky	3-7	L
Tri-State	8-10	L
Tri-State	4-6	L
Southern Indiana	1-2	L
Southern Indiana	8-2	W
Kentucky Wesleyan	18-7	W
Kentucky Wesleyan	2-6	L
Quincy	1-13	L
Quincy	6-7	L
Quincy	6-10	L
IUPU-Ft. Wayne	1-5	L
IUPU-Ft. Wayne	5-6	L
St. Joseph's	0-1	L
St. Joseph's	3-19	L
Kentucky Wesleyan	2-6	L
UM-St. Louis	0-1	L
UM-St. Louis	1-9	L
UM-St. Louis	1-5	L
Spalding	22-2	W
Indiana	3-9	L
Lewis	0-2	L
Lewis	0-3	L
Wisconsin-Parkside	2-1	W
Wisconsin-Parkside	2-18	L
SIU-Edwardsville	2-1	W
SIU-Edwardsville	3-9	L
SIU-Edwardsville	1-4	L

2000 SEASON (17-35)

COACH: TOM MALONE

North Alabama	8-18	L
North Alabama	1-4	L
North Alabama	16-17	L
Spalding	6-2	W
Belmont	5-3	W
Belmont	0-1	L
Belmont	6-3	W

N: Neutral Site | +: GLVC Tournament | *: NCAA Tournament





2001 SEASON (17-26)

COACH: SCOTT WIEGANDT

IU-Southeast	11-7	W
Spalding	8-3	W
Pikeville	9-4	W
Hanover	6-7	L
Spalding	6-21	L
IU-Southeast	6-1	W
UM-St. Louis	5-12	L
UM-St. Louis	8-9	L
UM-St. Louis	4-2	W
Campbellsville	5-6	L
Campbellsville	6-7	L
North Alabama	6-9	L
Northern Kentucky	1-2	L
Northern Kentucky	2-9	L
Indianapolis	1-4	L
Indianapolis	1-6	L
Kentucky Wesleyan	8-1	W
Fort Wayne	5-9	L
Fort Wayne	4-2	W
St. Joseph's	3-0	W
St. Joseph's	7-8	L
Pikeville	0-13	L
IU-Southeast	9-17	L
SIU-Edwardsville	2-3	L
SIU-Edwardsville	0-9	L
SIU-Edwardsville	2-16	L
Spalding	14-4	W
Kentucky Wesleyan	6-3	W
Kentucky Wesleyan	4-3	W
Lewis	3-4	L
Lewis	7-14	L
Wisconsin-Parkside	2-4	L
Wisconsin-Parkside	2-3	L
Campbellsville	5-7	L
Campbellsville	6-3	W
IU-Southeast	1-2	L
Spalding	9-6	W
Southern Indiana	6-0	W
Southern Indiana	6-1	W
Southern Indiana	1-2	L
Quincy	4-3	W
Quincy	1-3	L
Quincy	1-0	W

2002 SEASON (15-26)

COACH: SCOTT WIEGANDT

Rio Grande	11-0	W
Spalding	6-10	L
Sienna Heights	7-3	W
Sienna Heights	1-17	L
North Alabama	2-14	L
North Alabama	6-3	W
Hanover College	4-7	L
IU-Southeast	9-8	W
Spalding	1-5	L
Campbellsville	8-7	W
IU-Southeast	7-9	L
Wisconsin-Park	12-3	W
Wisconsin-Park	4-2	W
Wisconsin-Park	4-3	W
Wisconsin-Park	5-1	W
Quincy	1-2	L
Quincy	2-8	L
Quincy	3-9	L
Southern Indiana	1-4	L
Indianapolis	1-3	L
Indianapolis	0-2	L
Indianapolis	1-15	L
IU-Southeast	4-5	L
Kentucky Wesleyan	4-1	W
Kentucky Wesleyan	0-6	L

Lewis	2-10	L
Lewis	4-5	L
Lewis	6-13	L
Oakland City	2-4	L
Oakland City	10-11	L
SIU-Edwardsville	4-1	W
SIU-Edwardsville	10-6	W
Northern Kentucky	2-11	L
Northern Kentucky	9-8	W
North Alabama	7-10	L
North Alabama	2-8	L
UM-St. Louis	1-4	L
UM-St. Louis	2-4	L
UM-St. Louis	1-2	L
Spalding	11-1	W
Kentucky Wesleyan	1-0	W

2003 SEASON (14-37)

COACH: SCOTT WIEGANDT

Hanover	2-6	L
Southern Indiana	0-7	L
Spalding	1-10	L
Lambuth	1-7	L
Northern Alabama	1-15	L
Northern Alabama	3-18	L
Northern Alabama	2-9	L
IU-Southeast	5-4	W
Spalding	2-12	L
USC-Aiken	2-13	L
USC-Aiken	2-13	L
USC-Aiken	5-6	L
West Georgia	3-4	L
West Georgia	5-9	L
West Georgia	0-13	L
St. Joseph's	2-1	W
St. Joseph's	3-1	W
St. Joseph's	1-4	L
Oakland City	12-5	W
Oakland City	5-1	W
UM-St. Louis	1-0	W
UM-St. Louis	3-17	L
UM-St. Louis	6-17	L
UM-St. Louis	4-14	L
Brescia	12-11	W
Quincy	1-3	L
Quincy	1-3	L
Quincy	9-10	L
Quincy	5-7	L
Northern KY	3-11	L
Northern KY	0-3	L
KY Wesleyan	6-4	W
Lewis	4-1	W
Lewis	5-2	W
Lewis	2-3	L
Indianapolis	4-3	W
Indianapolis	1-11	L
Indianapolis	0-6	L
Indianapolis	0-3	L
KY Wesleyan	4-1	W
KY Wesleyan	2-10	L
UW-Parkside	0-2	L
UW-Parkside	1-3	L
UW-Parkside	3-5	L
UW-Parkside	1-4	L
Southern Indiana	3-4	L
Southern Indiana	9-6	W
Northern KY	1-3	L
SIU-Edwardsville	6-2	W
SIU-Edwardsville	0-4	L
SIU-Edwardsville	0-1	L

2004 SEASON (19-32)

COACH: SCOTT WIEGANDT

West Georgia	7-6	L
West Georgia	4-3	L
West Georgia	11-7	W
Ashland	4-3	W
Ashland	9-2	L
Ashland	7-4	L
Henderson State	17-2	W
North Alabama	17-1	L
Henderson State	5-2	L
Oakland City	9-4	L
Lander	4-0	L
Fairmont	13-3	L
UW-Parkside	6-0	L
UW-Parkside	7-3	L
UW-Parkside	4-3	L
UW-Parkside	6-5	L
Southern Indiana	3-1	W
Southern Indiana	1-0	L
Indianapolis	6-5	W
Indianapolis	9-1	W
Indianapolis	1-0	W
Indianapolis	9-2	L
KY Wesleyan	3-1	W
KY Wesleyan	10-9	W
Quincy	10-4	L
Quincy	9-3	W
Lewis	3-2	W
Lewis	4-2	W
Lewis	4-1	L
Lewis	4-3	W
Northern KY	9-7	W
Northern KY	9-2	L
St. Joseph's	6-5	L
St. Joseph's	3-1	W
St. Joseph's	5-4	L
St. Joseph's	10-3	L
Southern Indiana	6-3	L
Southern Indiana	4-3	L
UM-St. Louis	5-4	L
UM-St. Louis	13-7	L
UM-St. Louis	8-3	W
UM-St. Louis	16-6	L
Kentucky Wesleyan	1-0	W
Kentucky Wesleyan	10-3	L
Northern KY	4-3	L
Northern KY	4-0	W
SIU-Edwardsville	3-1	L
SIU-Edwardsville	5-1	L
SIU-Edwardsville	4-3	W
SIU-Edwardsville	4-3	L

St. Joseph's	3-9	L
Quincy	2-6	L
Quincy	2-8	L
Southern Indiana	1-0	W
Southern Indiana	1-2	L
Lewis	4-0	W
UM-St. Louis	3-0	W
Lewis	11-1	W
Lewis	10-6	W
Kentucky Wesleyan	1-0	W
Kentucky Wesleyan	6-2	W
UM-St. Louis	2-0	W
UM-St. Louis	8-7	W
UM-St. Louis	5-7	L
UM-St. Louis	1-0	W
Northern Kentucky	5-7	L
Northern Kentucky	6-5	W
Indianapolis	4-3	W
Indianapolis	3-1	W
Indianapolis	3-1	W
Indianapolis	3-2	W
Indianapolis	10-5	W
Southern Indiana	13-8	W
UW-Parkside	2-9	L
UW-Parkside	0-4	L
UW-Parkside	1-10	L
UW-Parkside	3-6	L
Kentucky Wesleyan	0-3	L
Kentucky Wesleyan	0-5	L
Oakland City	12-4	W
Oakland City	2-4	L
Oakland City	14-4	W
Northern Kentucky	1-6	L
Northern Kentucky	4-10	L
SIU Edwardsville	8-6	W
SIU Edwardsville	4-12	L
SIU Edwardsville	4-3	W
SIU Edwardsville	9-4	W
Wisc.-Parkside N*	4-8	L
KY Wesleyan N*	8-3	W
Northern KY N*	7-2	W
Wisc.-Parkside N*	7-22	L

2005 SEASON (29-31)

COACH: DERON SPINK

West Georgia	1-3	L
West Georgia	5-6	L
West Georgia	11-9	W
North Alabama	8-7	W
North Alabama	1-5	L
Ashland University	2-10	L
Ashland University	2-13	L
Ashland University	5-10	L
Carson-Newman	6-9	L
Carson-Newman	4-6	L
Tusculum	9-3	W
Tusculum	5-3	W
Wayne State (Neb.)	4-18	L
Armstrong Atlantic	6-9	L
California	13-2	W
St. Joseph's	2-5	L
St. Joseph's	3-5	L
St. Joseph's	2-5	L

N: Neutral Site | +: GLVC Tournament | *: NCAA Tournament





2006 SEASON (24-27)

COACH: DERON SPINK

West Georgia	10-0 W
West Georgia	3-5 L
Ashland	8-6 W
Ashland	9-17 L
Ashland	8-3 W
Quincy	0-1 L
Quincy	7-4 W
Quincy	5-1 W
Quincy	2-4 L
Eastern Kentucky	14-18 L
UM-St. Louis	3-0 W
Northern Kentucky	0-4 L
Northern Kentucky	0-6 L
UM-Rolla	1-2 L
UM-Rolla	9-5 W
UM-Rolla	6-1 W
UM-Rolla	13-4 W
Northern Kentucky	1-5 L
Northern Kentucky	1-4 L
Oakland City	6-2 W
Oakland City	5-3 W
Kentucky Wesleyan	6-2 W
Kentucky Wesleyan	1-4 L
Lewis	1-0 W
Lewis	2-1 W
Lewis	1-0 W
Lewis	4-2 W
Kentucky Wesleyan	8-0 W
Kentucky Wesleyan	8-4 W
Indianapolis	1-2 L
Indianapolis	3-5 L
Indianapolis	3-2 W
Indianapolis	6-12 L
Southern Indiana	2-3 L
Southern Indiana	5-2 W
UW-Parkside	5-8 L
UW-Parkside	7-8 L
UW-Parkside	7-1 W
UW-Parkside	3-5 L
Southern Indiana	0-1 L
Southern Indiana	10-12 L
Rockhurst	2-8 L
Rockhurst	1-7 L
Rockhurst	1-2 L
Rockhurst	1-4 L
SIU-Edwardsville	6-2 W
SIU-Edwardsville	4-3 W
Saint Joseph's	1-3 L
Saint Joseph's	3-9 L
Saint Joseph's	2-3 L
Saint Joseph's	9-8 W

2007 SEASON (29-30)

COACH: DERON SPINK

North Alabama	2-8 L
North Alabama	2-4 L
North Alabama	2-6 L
Ashland	2-1 W
Ashland	0-4 L
Ashland	4-7 L
Ashland	2-3 L
Findlay	2-3 L
Findlay	2-9 L
Montevallo	3-11 L
Montevallo	6-15 L
Montevallo	1-3 L
Spalding	2-1 W
UM-Rolla	2-0 W
UM-Rolla	3-2 W
UM-Rolla	1-7 L
Northern Kentucky	2-7 L

Lewis	4-3 W
Lewis	7-1 W
Lewis	2-1 W
Northern Kentucky	0-3 L
Northern Kentucky	0-2 L
Kentucky State	21-7 W
Rockhurst	5-2 W
Rockhurst	1-0 W
Rockhurst	4-3 W
Kentucky Wesleyan	2-9 L
Kentucky Wesleyan	10-3 W
Saint Joseph's	5-1 W
Saint Joseph's	5-0 W
Saint Joseph's	11-7 W
Kentucky Wesleyan	5-2 W
Kentucky State	19-2 W
UW-Parkside	5-3 W
UW-Parkside	2-0 W
UW-Parkside	9-0 W
Indianapolis	1-2 L
Indianapolis	2-24 L
Drury	6-2 W
Drury	1-9 L
Indianapolis	8-0 W
Indianapolis	2-3 L
Quincy	3-2 W
Quincy	6-9 L
Quincy	6-7 L
Quincy	6-8 L
Southern Indiana	9-2 W
Southern Indiana	1-3 L
UM-St. Louis	4-2 W
UM-St. Louis	4-5 L
UM-St. Louis	11-2 W
Southern Indiana	10-3 W
SIU-Edwardsville	1-3 L
SIU-Edwardsville	2-5 L
SIU-Edwardsville	2-3 L
Drury N+	0-1 L
SIU-Edwardsville N+	5-3 W
Southern Indiana N+	9-7 W
Drury N+	1-2 L

2008 SEASON (36-22)

COACH: DERON SPINK

2/16 @North Alabama	4-1 W
2/16 @North Alabama	3-8 L
2/17 @North Alabama	4-8 L
2/23 Ashland	5-4 W
2/24 Ashland	3-9 L
3/1 Findlay N	8-7 W
3/2 Findlay N	15-3 W
3/2 Wayne State N	0-4 L
3/3 Wayne State N	1-12 L
3/5 Findlay N	11-6 W
3/5 Savannah Art Design	2-7 L
3/12 @Montevallo	10-2 W
3/12 @Montevallo	6-7 L
3/16 Rockhurst	5-4 W
3/16 Rockhurst	5-1 W
3/17 Rockhurst	7-1 W
3/17 Rockhurst	1-8 L
3/20 Spalding	9-1 W
3/21 @Indianapolis	2-6 L
3/21 @Indianapolis	6-4 W
3/22 @Indianapolis	4-3 W
3/22 @Indianapolis	7-2 W
3/25 Kentucky State	15-2 W
3/25 Kentucky State	13-2 W
3/29 @Drury	9-3 W
3/29 @Drury	11-6 W
4/2 Montevallo	10-0 W
4/5 UW-Parkside	12-1 W

6-5 W	UW-Parkside	12-4 W
9-1 W	UW-Parkside	6-5 W
7-1 W	UW-Parkside	10-1 W
6-11 L	UW-Parkside	6-4 W
13-14 L	Southern Indiana	4-5 L
0-7 L	Drury	13-0 W
0-1 L	Drury	1-5 L
3-4 L	Drury	5-3 W
3-4 L	Drury	4-8 L
11-6 W	Spalding	13-2 W
8-0 W	Indianapolis	9-1 W
3-2 W	Indianapolis	4-9 L
3-2 W	Indianapolis	2-4 L
6-8 L	Indianapolis	3-4 L
9-5 W	Southern Indiana N+	7-4 W
9-1 W	Indianapolis N+	5-18 L
13-2 W	Southern Indiana N+	1-2 L
3-2 W		
5-6 L	@Spalding	
22-10W	Lewis	
8-5 W	Lewis	
2-3 L	Lewis	
9-4 W	Lewis	
1-0 W	Northern KY N+	
10-5 W	Saint Joseph's N+	
3-18 L	Saint Joseph's N+	
3-4 L	Northern KY N+	
2-9 L	Ashland N*	
7-6 W	Northern KY N*	
1-6 L	Saint Joseph's N*	

2009 SEASON (33-24)

COACH: DERON SPINK

3-7 L	North Alabama
1-9 L	North Alabama
4-13 L	North Alabama
3-4 L	Ashland
4-3 W	Ashland
2-1 W	Ashland
3-2 W	Wayne State
2-1 W	Wayne State
3-0 W	Wayne State
0-17 L	Kutztown
7-2 W	Findlay
9-1 W	California (Pa.)
4-3 W	Findlay
3-8 L	California (Pa.)
5-3 W	Kutztown
15-1 W	Spalding
15-4 W	Rockhurst
3-6 L	Rockhurst
6-4 W	Rockhurst
3-9 L	Rockhurst
15-3 W	Lewis
1-7 L	Lewis
7-1 W	Lewis
4-2 W	Lewis
4-6 L	Missouri-St. Louis
4-3 W	Missouri-St. Louis
7-2 W	Ky. Wesleyan
8-0 W	Ky. Wesleyan
4-3 W	Ky. Wesleyan
11-8 W	Ky. Wesleyan
4-6 L	Northern Kentucky
9-6 W	Northern Kentucky
1-5 L	Northern Kentucky
5-6 L	Northern Kentucky
8-11 L	Southern Indiana
11-10W	Saint Joseph's
3-6 L	Saint Joseph's
2-4 L	Saint Joseph's
9-2 W	Saint Joseph's
5-2 W	Oakland City

N: Neutral Site | +: GLVC Tournament | *: NCAA Tournament





2010 SEASON (34-24)

COACH: DERON SPINK

@North Alabama	4-10 L
@North Alabama	1-2 L
@North Alabama	4-2 W
@North Georgia	6-12 L
@North Georgia	8-9 L
@North Georgia	8-4 W
@North Georgia	2-8 L
@North Georgia	10-13 L
Ashland	2-8 L
Ashland	6-4 W
@Lincoln Memorial	11-9 W
@Lincoln Memorial	9-5 W
@West Georgia	2-3 L
@West Georgia	4-9 L
@West Georgia	1-3 W
@West Georgia	7-4 W
@Quincy	6-13 L
@Missouri-St. Louis	6-5(10)W
@Missouri-St. Louis	2-1 (8)W
Southern Indiana	3-7 L
Northern Kentucky	4-9 L
Northern Kentucky	2-4 L
Northern Kentucky	5-7 L
Northern Kentucky	8-6 W
@IU-Southeast	12-5 W
@Kentucky Wesleyan	16-9 W
@Kentucky Wesleyan	5-7(8)L
@Kentucky Wesleyan	3-4(10)L
@Kentucky State	12-2 W
@Kentucky State	4-3 W
Indianapolis	5-8 (10)L
Indianapolis	0-1 L
Indianapolis	6-3 W
Indianapolis	7-5 W
Spalding	14-10W
Missouri S&T	5-2 W
Missouri S&T	8-6 W
Missouri S&T	12-4 W
Missouri S&T	7-5 W
@Oakland City	11-9 W
@IU-Southeast	7-3 W
@St. Joseph's	8-9 L
@St. Joseph's	6-5 W
@St. Joseph's	6-5 W
@St. Joseph's	7-11 W
@Kentucky Wesleyan	10-3 W
Lewis	10-7 W
Lewis	7-13 L
Lewis	5-2 W
@Wisc.-Parkside	5-7 L
@Wisc.-Parkside	10-3 W
@Wisc.-Parkside	1-0 W
@Wisc.-Parkside	15-4 (7)W
Drury N+	7-1 W
Northern Kentucky N+	7-4 W
St. Joseph's N+	17-6 W
Southern Indiana N+	2-4 L

2011 SEASON (26-26)

COACH: DERON SPINK

Ohio Dominican	1-2 L
Ohio Dominican	3-2 W
Ohio Dominican	5-3 W
@Henderson State	1-11 L
@Henderson State	2-5 L
@Henderson State	5-6 L
@St. Cloud State	2-4 L
@Wayne State	0-5 L
Maryville	6-1 W
Maryville	4-2 W
Maryville	7-6 W

Campbellsville	6-8 L
@Rockhurst	5-4 W
Ashland	3-6 L
Ashland	9-7 W
Missouri S&T	4-6 L
Missouri S&T	2-4 L
Drury	6-5 W
Drury	9-5 W
Missouri-St. Louis	14-8 W
Southern Indiana	4-3 W
Southern Indiana	4-2 W
Southern Indiana	7-20 L
Southern Indiana	3-4 L
@Kentucky Wesleyan	2-1 W
@Kentucky Wesleyan	7-6 W
@Kentucky Wesleyan	2-5 L
@Kentucky Wesleyan	6-22 L
Northern Kentucky	2-19 L
Northern Kentucky	1-0 W
@Missouri-St. Louis	1-2 L
@Missouri-St. Louis	7-0 W
Indianapolis	3-0 W
Indianapolis	4-2 W
Indianapolis	6-3 W
Indianapolis	14-13 W
@Saint Joseph's	9-7 W
@Saint Joseph's	1-4 L
@Saint Joseph's	8-7 W
@Saint Joseph's	18-4W
Lewis	2-1 W
Lewis	3-2 W
Lewis	1-6 L
Lewis	0-6 L
@Wisc.-Parkside	10-1 W
@Wisc.-Parkside	2-3 L
@Wisc.-Parkside	1-2 L
@Wisc.-Parkside	1-4 L
@Northern Kentucky	1-2 L
@Northern Kentucky	4-8 L
@Missouri S&T N+	2-6 L
@Drury N+	12-13 L

2012 SEASON (27-23)

COACH: MATT TYNER

Grand Valley	1-2 L
Grand Valley	1-2 L
Grand Valley	5-3 W
Ohio Dominican	4-5 L
Ohio Dominican	14-4 W
Ohio Dominican	0-1 L
@Lincoln Memorial	4-5 L
@Lincoln Memorial	4-2 W
@Campbellsville	0-6 L
Hillsdale	5-4 W
Hillsdale	8-1 W
Hillsdale	12-1 W
Ill. Springfield	12-5 W
Ill. Springfield	9-1 W
IU Southeast	15-0 W
@Maryville	3-6 L
@Maryville	6-2 W
@Missouri-St. Louis	2-1 W
@Missouri-St. Louis	2-0 W
@Butler	5-12 L
Campbellsville	8-7 W
Kentucky Wesleyan	7-4 W
Kentucky Wesleyan	8-2 W
@Northern Kentucky	0-9 L
@Northern Kentucky	0-6 L
@Southern Indiana	4-1 W
@Southern Indiana	3-1 W
@Southern Indiana	3-1 W
@Southern Indiana	3-12 L

@Oakland City	7-8 L
Saint Joseph's	3-4 L
Saint Joseph's	3-4 L
Saint Joseph's	3-2 W
Saint Joseph's	7-8 L
Northern Kentucky	3-8 L
Northern Kentucky	5-16 L
@Indianapolis	0-4 L
@Indianapolis	4-5 L
@Indianapolis	4-1 W
@Indianapolis	6-11 L
@Kentucky Wesleyan	1-5 L
@Kentucky Wesleyan	14-6 W
@Lewis	4-1 W
@Lewis	5-2 W
@Lewis	2-4 L
@Lewis	12-0 W
Wisc.-Parkside	16-0 W
Wisc.-Parkside	2-1 W
Wisc.-Parkside	3-4 L
Wisc.-Parkside	4-3 W

2013 SEASON (33-23)

COACH: MATT TYNER

Findlay	4-3 W
Findlay	3-2 W
Findlay	4-1 W
Findlay	3-10 L
@Tarleton State	7-10 L
@Angelo State	0-4 L
@Angelo State	4-6 L
@Abilene Christian	2-5 L
@Abilene Christian	2-4 L
@Abilene Christian	5-4 W
@Drury	4-2 W
@Drury	1-2 L
Rockhurst	5-2 W
Rockhurst	4-5 L
Rockhurst	8-4 W
Rockhurst	4-11 L
Kentucky State	7-0 W
UW-Parkside	16-1 W
UW-Parkside	10-1 W
UW-Parkside	4-1 W
UW-Parkside	13-3 W
McKendree	8-2 W
McKendree	9-2 W
Lewis	1-11 L
Lewis	3-5 L
Lewis	7-2 W
Lewis	8-7 W
@Saint Joseph's	4-3 W
@Saint Joseph's	3-13 L
@Saint Joseph's	1-0 W
@Saint Joseph's	2-4 L
@Oakland City	5-6 L
@McKendree	11-12 L
@McKendree	13-3 W
Indianapolis	12-2 W
Indianapolis	8-1 W
Indianapolis	2-6 L
Indianapolis	0-10 L
Kentucky Wesleyan	6-1 W
Kentucky Wesleyan	9-1 W
Kentucky Wesleyan	1-4 L
Kentucky Wesleyan	4-2 W
Butler	4-7 L
Southern Indiana	8-7 W
Southern Indiana	7-4 W
Southern Indiana	3-5 L
Missouri-St. Louis N+	5-2 W
Lewis N+	8-4 W
Lewis N+	6-3 W

Drury N+	2-1 W
Ashland N*	13-10W
Saint Joseph's N*	7-4 W
Grand Valley State N*	1-18 L
Lewis N*	13-1 W
Grand Valley State N*	7-4 W
Grand Valley State N*	3-6 L

2014 SEASON (19-31)

COACH: LARRY OWENS

Alderson Broaddus	2-3 L
Alderson Broaddus	2-5 L
Lake Erie	1-4 L
Hillsdale	11-3 W
Hillsdale	4-2 W
Truman State	4-0 W
Truman State	7-6 W
Lincoln Memorial	3-4 L
Lincoln Memorial	5-4 W
William Jewell	4-0 W
William Jewell	2-3 L
William Jewell	0-4 L
William Jewell	0-3 L
Rockhurst	3-7 L
Rockhurst	6-1 W
@Missouri S&T	7-8 L
@Missouri S&T	2-5 L
@Missouri S&T	9-10 L
@Missouri S&T	0-3 L
@Illinois-Springfield	0-1 L
@Illinois-Springfield	4-3 W
@Illinois-Springfield	5-8 L
@Illinois-Springfield	5-11 L
Southern Indiana	2-8 L
Southern Indiana	3-4 L
Oakland City	5-4 W
McKendree	3-5 L
McKendree	9-0 W
McKendree	3-7 L
McKendree	7-2 W
@Kentucky Wesleyan	6-4 W
@Kentucky Wesleyan	4-0 W
Saint Joe's	8-4 W
Saint Joe's	6-5 W
Saint Joe's	1-2 L
Saint Joe's	5-2 W
@Southern Indiana	0-4 L
@Southern Indiana	1-11 L
@Indianapolis	10-11 L
@Indianapolis	4-6 L
@Indianapolis	0-1 L
@Indianapolis	4-7 L
Wisconsin-Parkside	3-0 W
Wisconsin-Parkside	4-3 W
Wisconsin-Parkside	1-7 L
Wisconsin-Parkside	5-6 L
@Lewis	4-7 L
@Lewis	8-9 L
@Lewis	2-5 L
@Lewis	7-1 W

N: Neutral Site | +: GLVC Tournament | *: NCAA Tournament





2015 (28-24, 20-16 GLVC)

COACH: LARRY OWENS

@Lee	1-2	L
@Lee	0-1	L
Hillsdale	4-5	L
Hillsdale	4-1	W
Hillsdale	6-5	W
Hillsdale	6-3	W
Tiffin N	4-7	L
Tiffin N	10-3	W
@Kentucky State	5-2	W
@Kentucky State	4-0	W
Maryville^	1-3	L
Maryville^	7-5	W
Maryville^	4-2	W
Maryville^	5-3	W
@Quincy^	1-4	L
@Quincy^	1-2	L
@Quincy^	0-4	L
@Quincy^	6-10	L
Wisconsin-Parkside^	1-7	L
Wisconsin-Parkside^	3-1	W
Wisconsin-Parkside^	5-3	W
Wisconsin-Parkside^	18-4	W
@Southern Indiana^	7-8	L
@Southern Indiana^	6-4	W
@Lewis^	3-17	L
@Lewis^	16-4	W
@Lewis^	5-0	W
@Lewis^	7-4	W
@Saint Joseph's^	2-5	L
@Saint Joseph's^	4-0	W
@Saint Joseph's^	5-6	L
@Saint Joseph's^	4-5	L
Southern Indiana^	3-8	L
Southern Indiana^	6-3	W
Indianapolis^	2-3	L
Indianapolis^	4-3	W
Indianapolis^	0-2	L
Indianapolis^	12-6	W
Kentucky Wesleyan	3-7	L
Kentucky Wesleyan	7-5	W
Trevecca Nazarene	6-5	W
Trevecca Nazarene	5-12	L
Illinois Springfield^	1-7	L
Illinois Springfield^	4-0	W
Illinois Springfield^	3-6	L
Illinois Springfield^	5-3	W
@McKendree^	9-5	W
@McKendree^	8-1	W
@McKendree^	9-7	W
@McKendree^	10-7	W
William Jewell N+	1-15	L
Indianapolis N+	1-5	L

2016 (25-26, 15-11 GLVC)

COACH: LARRY OWENS

Alderson Broaddus	1-2	L
Hillsdale	6-3	W
Alderson Broaddus	7-6	W
Hillsdale	19-21	L
@Lee	4-0	W
@Lee	1-9	L
No. 7 Quincy	0-6	L
No. 7 Quincy	4-11	L
No. 7 Quincy	3-8	L
No. 7 Quincy	6-2	W
@Trev. Nazarene	5-1	W
@Trev. Nazarene	18-2	W
@Trev. Nazarene	3-4	L
Northwood	5-8	L
Northwood	11-1	W
Northwood	8-1	W

@Southern Indiana^	1-12	L
@Southern Indiana^	0-4	L
@Southern Indiana^	6-3	W
@Southern Indiana^	6-10	L
Missouri-St. Louis	4-7	L
Missouri-St. Louis	5-8	L
McKendree^	7-6	W
McKendree^	2-0	W
McKendree^	5-1	W
McKendree^	6-5	W
@Lincoln Memorial	8-12	L
@Lincoln Memorial	15-11	W
Saint Joseph's^	3-4	L
Saint Joseph's^	5-4	W
Saint Joseph's^	5-0	W
Saint Joseph's^	6-5	W
@Illinois Springfield^	5-1	W
@Illinois Springfield^	4-8	L
@Illinois Springfield^	3-4	L
@Illinois Springfield^	10-4	W
@Kentucky Wesleyan	2-11	L
@Kentucky Wesleyan	1-5	L
@No. 17 Indianapolis^	3-4	L
@No. 17 Indianapolis^	4-1	W
@No. 17 Indianapolis^	1-3	L
@No. 17 Indianapolis^	14-15	L
Wisconsin-Parkside^	6-0	W
Wisconsin-Parkside^	1-2	L
@Lewis^	16-9	W
@Lewis^	10-2	W
@Lewis^	5-4	W
@Lewis^	5-6	L
No. 18 Quincy N+	6-4	W
William Jewell N+	4-6	L
No. 18 Quincy N+	5-8	L

2017 (34-21, 20-8 GLVC)

COACH: LARRY OWENS

@North Alabama	1-8	L
@North Alabama	0-11	L
@North Alabama	12-10	W
@Tusculum	5-6	L
@Tusculum	1-9	L
@Tusculum	10-7	W
Hillsdale	6-5	W
Hillsdale	7-1	W
Hillsdale	10-0	W
Alderson Broaddus	6-4	W
Alderson Broaddus	3-5	L
Alderson Broaddus	4-3	W
Lincoln Memorial	10-16	L
Lincoln Memorial	6-5	W
Tiffin	11-1	W
Tiffin	5-0	W
@Lee	3-8	L
@Lee	4-0	W
@Missouri-St. Louis	9-3	W
@Missouri-St. Louis	6-14	L
Southern Indiana^	7-2	W
Southern Indiana^	3-4	L
Southern Indiana^	1-10	L
Southern Indiana^	4-3	W
@McKendree^	15-5	W
@McKendree^	5-0	W
@McKendree^	4-3	W
@McKendree^	6-3	W
Kentucky Wesleyan	7-8	L
Kentucky Wesleyan	5-2	W
@No. 23 Saint Joseph's^	10-6	W
@No. 23 Saint Joseph's^	2-1	W
@No. 23 Saint Joseph's^	4-13	L
@No. 23 Saint Joseph's^	9-10	L
Illinois Springfield^	8-2	W

Illinois Springfield^	5-6	L
Illinois Springfield^	2-4	L
Illinois Springfield^	9-8	W
No. 12 Indianapolis^	13-0	W
No. 12 Indianapolis^	6-2	W
No. 12 Indianapolis^	4-3	W
No. 12 Indianapolis^	3-2	W
Lewis^	1-0	W
Lewis^	5-3	W
Lewis^	12-2	W
Lewis^	6-3	W
@Wisconsin-Parkside^	0-3	L
@Wisconsin-Parkside^	4-1	W
@Wisconsin-Parkside^	0-1	L
@Wisconsin-Parkside^	11-10	W
Missouri S&T N+	13-2	W
Drury N+	6-7	L
Saint Joseph's N+	1-8	L
Drury N*	2-3	L
Kentucky Wesleyan N*	2-10	L

2018 (38-19, 16-8 GLVC)

COACH: LARRY OWENS

@Montevallo	7-9	L
@Montevallo	3-4	L
@Montevallo	0-11	L
Ashland	14-6	W
Ashland	5-4	W
Hillsdale	8-1	W
Hillsdale	7-3	W
Hillsdale	8-4	W
Hillsdale	8-2	W
@Lee	2-20	L
@Lee	5-6	L
Southern Indiana	6-1	W
Alderson Broaddus	12-0	W
Alderson Broaddus	9-3	W
@Abilene Christian	5-4	W
@Maryville	14-6	W
@Maryville	13-2	W
@Missouri-St. Louis	3-2	W
@Missouri-St. Louis	2-3	L
McKendree^	5-4	W
McKendree^	5-2	W
McKendree^	1-5	L
McKendree^	14-8	W
@Tusculum	7-6	W
@Tusculum	1-6	L
@No. 7 Indianapolis^	5-2	W
@No. 7 Indianapolis^	9-2	W
@No. 7 Indianapolis^	9-7	W
@No. 7 Indianapolis^	11-7	W
@Lincoln Memorial	14-0	W
@Lincoln Memorial	13-6	W
@Wisc.-Parkside^	24-6	W
@Wisc.-Parkside^	3-6	L
@Wisc.-Parkside^	5-1	W
@Wisc.-Parkside^	4-5	L
@KY Wesleyan	5-1	W
@KY Wesleyan	9-1	W
Southern Indiana^	6-5	W
Southern Indiana^	8-5	W
Southern Indiana^	7-6	W
Southern Indiana^	8-13	L
Kentucky State	5-4	W
@Lewis^	14-2	W
@Lewis^	4-0	W
@Lewis^	7-0	W
@Lewis^	9-12	L
No. 5 Illinois Springfield^	6-3	W
No. 5 Illinois Springfield^	0-7	L
No. 5 Illinois Springfield^	3-5	L
No. 5 Illinois Springfield^	5-14	L

Maryville N+	2-5	L
Drury N+	5-2	W
Maryville N+	6-1	W
Quincy N+	13-4	W
Quincy N+	5-6	L
Southern Indiana N*	7-9	L
No. 16 Northwood N*	6-1	W
No. 23 Quincy N*	3-9	L

2019 (34-21, 20-13 GLVC)

COACH: LARRY OWENS

@West Georgia	2-15	L
@West Georgia	8-5	W
@West Georgia	4-6	L
@Union	4-5	L
@Union	4-5	L
Urbana	10-5	W
Urbana	15-3	W
Parkside	11-4	W
Hillsdale	12-2	W
Hillsdale	16-6	W
@Lee	2-12	L
@Lee	21-3	W
@Lee	4-5	L
McKendree^	13-3	W
McKendree^	3-4	L
McKendree^	5-3	W
@Missouri-St. Louis^	5-15	L
@Missouri-St. Louis^	12-2	W
@Missouri-St. Louis^	8-9	L
@Southern Indiana^	13-4	W
@Southern Indiana^	6-11	L
@Rockhurst^	10-0	W
@Rockhurst^	4-2	W
@Rockhurst^	6-10	L
Southern Indiana^	7-12	L
Lincoln Memorial	7-5	W
Lincoln Memorial	8-4	W
Maryville^	17-2	W
Maryville^	7-8	L
Maryville^	10-1	W
Indianapolis^	5-6	L
Indianapolis^	7-5	W
@Lewis^	6-10	L
@Lewis^	6-5	W
@Lewis^	5-10	L
@Indianapolis^	13-2	W
Truman State^	4-1	W
Truman State^	15-2	W
Truman State^	12-0	W
@No. 8 Quincy^	2-5	L
@No. 8 Quincy^	12-5	W
@No. 8 Quincy^	0-4	L
@Missouri S&T^	11-3	W
@Missouri S&T^	5-15	L
@Missouri S&T^	6-5	W
No. 12 Ill. Springfield^	7-2	W
No. 12 Ill. Springfield^	9-5	W
No. 12 Ill. Springfield^	8-4	W
Maryville N+	12-4	W
Southern Indiana N+	14-7	W
Quincy N+	8-4	W
No. 19 Ill. Springfield N+	4-3	W
Northwood N*	7-6	W
Tiffin N*	5-8	L
Ashland N*	7-8	L

N: Neutral Site | +: GLVC Tournament | *: NCAA Tournament





2020 (10-4, 3-0 GLVC)

COACH: LARRY OWENS

2/7	@No. 8 N. Greenville	2-10	L
2/8	@No. 8 N. Greenville	0-2	L
2/9	@No. 8 N. Greenville	6-9	L
2/14	@Union	2-0	W
2/15	@Union	8-4	W
2/15	@Union	4-2	W
2/22	Hillsdale	5-1	W
2/22	Hillsdale	4-5	L
2/23	Hillsdale	12-5	W
3/3	Lee	7-2	W
3/3	Lee	9-6	W
3/7	@Quincy^	9-5	W
3/7	@Quincy^	12-2	W
3/8	@Quincy^	6-5	W

Note: Remainder of season canceled March 13 due to the coronavirus.

DIVISION I ERA

2021 (13-36, 8-16 ASUN)

COACH: LARRY OWENS

2/20	@No. 6 Louisville	1-5	L
2/21	@No. 6 Louisville	1-13	L
2/21	@No. 6 Louisville	3-8	L
3/2	Eastern Illinois	11-1	W
3/2	Eastern Illinois	10-13	L
3/5	Eastern Michigan	2-7	L
3/6	Eastern Michigan	2-1	W
3/6	Eastern Michigan	6-12	L
3/7	Eastern Michigan	11-10	W
3/9	@Eastern Illinois	1-8	L
3/12	@Kennesaw State^	1-9	L
3/13	@Kennesaw State^	3-9	L
3/14	@Kennesaw State^	8-17	L
3/16	@Western Kentucky	7-3	W
3/19	North Alabama^	9-4	W
3/20	North Alabama^	5-1	W
3/21	North Alabama^	6-3	W
3/23	Austin Peay	1-9	L
3/26	Liberty^	2-5	L
3/27	Liberty^	8-7	W
3/27	Liberty^	1-5	L
3/30	@Kentucky	3-4	L
4/1	@Lipscomb^	7-9	L
4/2	@Lipscomb^	7-5	W
4/3	@Lipscomb^	5-14	L
4/6	@Murray State	8-12	L
4/9	Northern Illinois N	7-4	W
4/10	@Southern Illinois	6-14	L
4/13	@Kentucky	0-12	L
4/16	Kennesaw State^	2-5	L
4/17	Kennesaw State^	1-3	L
4/18	Kennesaw State^	7-11	L
4/20	Murray State	5-10	L
4/23	@North Alabama^	5-8	L
4/24	@North Alabama^	7-4	W
4/25	@North Alabama^	3-2	W
4/30	@Liberty^	3-15	L
5/1	@Liberty^	7-8	L
5/2	@Liberty^	8-9	L
5/5	@Austin Peay	3-10	L
5/7	Lipscomb^	3-5	L
5/8	Lipscomb^	8-9	L
5/8	Lipscomb^	10-4	W
5/11	@Eastern Kentucky	2-3	L
5/14	Youngstown State	3-11	L
5/15	Youngstown State	6-11	L
5/16	Youngstown State	1-5	L
5/21	@Liberty+	2-5	L
5/22	@Liberty+	6-12	L

2022 (11-43, 8-22 ASUN)

COACH: LARRY OWENS

2/18	No. 5 Virginia N	0-1	L
2/19	NJIT N	3-9	L
2/19	@Gardner-Webb	4-2	W
2/20	@Gardner-Webb	5-9	L
2/23	@Kentucky	2-3	L
2/26	@SE Missouri State	7-8	L
2/27	@SE Missouri State	2-10	L
2/27	@SE Missouri State	8-12	L
3/1	@Austin Peay	13-14	L
3/2	@Murray State	7-13	L
3/4	@Presbyterian	3-9	L
3/5	@Presbyterian	0-5	L
3/6	@Presbyterian	4-8	L
3/9	Morehead State	10-6	W
3/10	@No. 21 Purdue	4-8	L
3/13	@No. 21 Purdue	4-7	L
3/16	@Louisville	5-11	L
3/18	Central Arkansas^	4-2	W
3/19	Central Arkansas^	9-15	L
3/20	Central Arkansas^	6-10	L
3/25	@Eastern Kentucky^	3-5	L
3/26	@Eastern Kentucky^	0-2	L
3/27	@Eastern Kentucky^	13-17	L
3/29	Butler	4-7	L
4/1	Lipscomb^	2-3	L
4/2	Lipscomb^	3-13	L
4/3	Lipscomb^	4-12	L
4/5	@Eastern Illinois	8-11	L
4/9	North Alabama^	18-3	W
4/9	North Alabama^	17-3	W
4/10	North Alabama^	6-3	W
4/12	@Kentucky	1-11	L
4/14	@Jacksonville St.^	2-4	L
4/15	@Jacksonville St.^	4-3	W
4/16	@Jacksonville St.^	1-5	L
4/19	@No. 1 Tennessee	3-9	L
4/22	@Central Arkansas^	1-12	L
4/23	@Central Arkansas^	10-5	W
4/23	@Central Arkansas^	5-10	L
4/27	Austin Peay	16-8	W
4/29	Eastern Kentucky^	7-6	W
4/30	Eastern Kentucky^	4-17	L
5/1	Eastern Kentucky^	3-4	L
5/6	@Lipscomb^	4-17	L
5/7	@Lipscomb^	1-8	L
5/8	@Lipscomb^	8-7	W
5/10	@No. 1 Tennessee	5-11	L
5/13	@North Alabama^	5-15	L
5/14	@North Alabama^	4-5	L
5/15	@North Alabama^	10-12	L
5/17	Western Kentucky	2-10	L
5/19	Jacksonville State^	1-12	L
5/20	Jacksonville State^	2-7	L
5/21	Jacksonville State^	3-9	L

2023 (13-42, 8-22 ASUN)

COACH: CHRIS DOMINGUEZ

2/17	@New Mexico St.	7-2	W
2/18	@New Mexico St.	8-1	W
2/19	@New Mexico St.	10-9	W
2/24	@Southern Indiana	4-2	W
2/25	@Southern Indiana	3-6	L
2/26	@Southern Indiana	5-18	L
2/28	@Western Kentucky	9-7	W
3/3	@Mercer	1-4	L
3/4	@Mercer	1-6	L
3/4	@Mercer	3-4	L
3/5	@Mercer	5-15	L
3/7	@Northern Kentucky	8-18	L
3/9	@Indiana	3-5	L
3/10	@Indiana	7-9	L

3/11	@Indiana	3-13	L
3/12	@Indiana	2-3	L
3/15	Evansville	2-14	L
3/17	@Eastern Kentucky^	6-5	W
3/18	@Eastern Kentucky^	15-5	W
3/19	@Eastern Kentucky^	0-8	L
3/21	Eastern Illinois	6-14	L
3/25	Jacksonville State^	3-12	L
3/25	Jacksonville State^	4-11	L
3/26	Jacksonville State^	0-10	L
3/28	Northern Kentucky	6-13	L
4/1	@Austin Peay^	8-6	W
4/1	@Austin Peay^	4-6	L
4/2	@Austin Peay^	4-25	L
4/4	@Ball State	3-12	L
4/7	Stetson^	6-3	W
4/7	Stetson^	3-14	L
4/8	Stetson^	11-6	W
4/12	at No. 8 Louisville	2-14	L
4/14	North Alabama^	6-8	L
4/15	North Alabama^	3-13	L
4/16	North Alabama^	11-16	L
4/18	@Morehead State	2-9	L
4/21	@Lipscomb^	5-4	W
4/22	@Lipscomb^	3-12	L
4/23	@Lipscomb^	3-11	L
4/25	@No. 8 Tennessee	1-19	L
4/28	Central Arkansas^	2-10	L
4/29	Central Arkansas^	3-9	L
4/30	Central Arkansas^	5-8	L
5/2	No. 25 Louisville	7-18	L
5/5	@Jacksonville^	3-8	L
5/6	@Jacksonville^	4-9	L
5/7	@Jacksonville^	1-9	L
5/9	@Evansville	5-6	L
5/12	Queens^	14-4	W
5/13	Queens^	0-4	L
5/14	Queens^	0-11	L
5/18	@Liberty^	0-5	L
5/19	@Liberty^	2-12	L
5/20	@Liberty^	13-6	W

2024 (10-45, 9-21 ASUN)

COACH: CHRIS DOMINGUEZ

2/16	@Tennessee Tech	11-3	W
2/17	@Tennessee Tech	1-5	L
2/18	@Tennessee Tech	1-8	L
2/20	@Evansville	6-16	L
2/23	@UNC Asheville	3-20	L
2/24	@UNC Asheville	11-14	L
2/25	@UNC Asheville	5-16	L
3/2	@Samford	0-16	L
3/2	@Samford	3-14	L
3/3	@Samford	9-13	L
3/3	@Samford	3-8	L
3/6	@Marshall	2-10	L
3/10	Southern Indiana	7-9	L
3/11	Southern Indiana	1-8	L
3/11	Southern Indiana	4-8	L
3/12	@Eastern Illinois	4-9	L
3/15	@FGCU^	4-10	L
3/16	@FGCU^	2-7	L
3/17	@FGCU^	3-14	L
3/19	@Louisville	1-11	L
3/22	Jacksonville^	6-10	L
3/23	Jacksonville^	14-16	L
3/24	Jacksonville^	13-17	L
3/26	@Morehead State	2-13	L
3/28	North Florida^	12-6	W
3/29	North Florida^	14-10	W
3/30	North Florida^	13-8	W
4/2	@Ball State	2-7	L
4/5	@Austin Peay^	9-6	W

4/6	@Austin Peay^	2-14	L
4/7	@Austin Peay^	4-14	L
4/10	@Western Kentucky	8-9	L
4/13	North Alabama^	2-15	L
4/13	North Alabama^	12-11	W
4/14	North Alabama^	3-22	L
4/16	@No. 2 Tennessee	5-20	L
4/19	@Central Arkansas^	4-7	L
4/20	@Central Arkansas^	3-5	L
4/21	@Central Arkansas^	3-6	L
4/23	@Murray State	9-12	L
4/26	Kennesaw State^	2-7	L
4/27	Kennesaw State^	1-21	L
4/28	Kennesaw State^	10-4	W
4/30	Morehead State	5-9	L
5/3	@Eastern Kentucky^	7-8	L
5/4	@Eastern Kentucky^	7-17	L
5/5	@Eastern Kentucky^	3-4	L
5/7	@Western Kentucky	2-14	L
5/10	@Lipscomb^	4-5	L
5/11	@Lipscomb^	15-8	W
5/12	@Lipscomb^	3-9	L
5/14	@Southern Illinois	8-14	L
5/16	Queens^	7-5	W
5/18	Queens^	7-11	L
5/18	Queens^	6-4	W

N: Neutral Site | ^: Conference Game | +: ASUN Tournament | *: NCAA Tournament





2025 (17-38, 11-19 ASUN)

COACH: BEN REEL

2/14	@No. 25 Troy	6-23	L
2/15	@No. 25 Troy	3-7	L
2/16	@No. 25 Troy	3-7	L
2/21	Northern KY N	7-13	L
2/22	Northern KY N	5-12	L
2/23	Northern KY N	12-17	L
2/26	@Dayton	10-20	L
2/28	@Charleston Southern	10-17	L
3/1	@Charleston Southern	8-12	L
3/2	@Charleston Southern	10-5	W
3/4	Dayton	6-4	W
3/7	@Southern Illinois	7-17	L
3/8	@Southern Illinois	3-13	L
3/9	@Southern Illinois	10-14	L
3/11	Eastern Illinois	8-15	L
3/12	Southern Indiana	10-8	W
3/14	@Eastern Kentucky^	10-0	W
3/14	@Eastern Kentucky^	1-2	L
3/16	@Eastern Kentucky^	7-8	L
3/18	Morehead State	18-8	W
3/21	@Lipscomb^	7-10	L
3/22	@Lipscomb^	2-7	L
3/22	@Lipscomb^	19-17	W
3/25	@Indiana	0-13	L
3/28	Austin Peay^	3-13	L
3/28	Austin Peay^	1-11	L
3/29	Austin Peay^	6-12	L
4/1	@Ball State	1-14	L
4/6	North Alabama^	5-3	W
4/6	North Alabama^	11-10	W
4/7	North Alabama^	3-5	L
4/8	@Murray State	0-10	L
4/11	Central Arkansas^	5-10	L
4/12	Central Arkansas^	1-0	W
4/13	Central Arkansas^	7-10	L
4/15	@No. 2 Tennessee	3-13	L
4/17	@North Alabama^	15-5	W
4/18	@North Alabama^	2-4	L
4/19	@North Alabama^	1-11	L
4/22	@Miami (Ohio)	4-10	L
4/23	@Southern Indiana	9-10	L
4/25	@Central Arkansas^	4-11	L
4/26	@Central Arkansas^	1-7	L
4/27	@Central Arkansas^	6-2	W
5/2	@Austin Peay^	6-10	L
5/4	@Austin Peay^	1-11	L
5/4	@Austin Peay^	3-14	L
5/7	@Morehead State	19-9	W
5/9	Lipscomb^	11-9	W
5/10	Lipscomb^	4-11	L
5/11	Lipscomb^	3-8	L
5/13	at No. 21 Louisville	10-9	W
5/15	Eastern Kentucky^	8-6	W
5/16	Eastern Kentucky^	10-3	W
5/17	Eastern Kentucky^	10-9	W

N: Neutral Site | ^: Conference Game | +: ASUN Tournament | *: NCAA Tournament





BELLARMINE