



AUSTIN PEAY

BASKETBALL

7 NCAA TOURNAMENT APPEARANCES | 13-TIME CONFERENCE CHAMPIONS
98 ALL-CONFERENCE SELECTIONS

AUSTIN PEAY GOVERNORS

16-14 | 9-6 ASUN | 11-2 HOME

Head Coach: Corey Gipson (Austin Peay '04)
Record at Austin Peay: 16-14 / First Season
Career Record: 38-25 / Second Season
Last Game: W, 83-79 vs. ECU, Feb. 28
Streak: One Straight Win

BELLARMINE KNIGHTS

8-22 | 4-11 ASUN | 2-15 AWAY

Head Coach: Scott Davenport (Louisville, '78)
Record at BU: 421-170 / 19th Season
Career Record: 421-170 / 19th Season
Last Game: L, 74-90 at Lipscomb, Feb. 28
Streak: One Straight Loss

2023-24 SCHEDULE

Record	16-14
ASUN	9-6
Home	11-2
Away	4-11
Neutral	1-1
Last 5	4-1
Last 10	6-4

DATE	OPPONENT	TIME/RESULT
Nov. 1	Tennessee Tech (Exh)	W, 82-43
Nov. 6	Life	W, 90-72
Nov. 10	at George Mason	L, 45-67
Nov. 14	Fisk	W, 79-52
SoCal Challenge San Juan Capistrano, Calif.		
Nov. 17	at UTEP	L, 63-71
Nov. 20	Tarleton State	L, 59-66
Nov. 22	Sacramento State	W, 74-71
Nov. 26	at Appalachian State	L, 58-78
Nov. 29	Morehead State	L, 50-61
Dec. 2	at Tennessee State	L, 65-69
Dec. 5	Midway	W, 98-44
Dec. 9	Murray State	W, 53-49
Dec. 12	at Southern Illinois	W, 70-68
Dec. 16	at Western Kentucky	L, 64-65
Dec. 22	Ohio	W, 71-67
Dec. 30	at #18 Memphis	L, 70-81
Jan. 4	• at Bellarmine	W, 94-68
Jan. 6	• at Eastern Kentucky	L, 59-69
Jan. 13	• at Lipscomb	L, 77-91
Jan. 18	• North Alabama	W, 83-80 (OT)
Jan. 20	• Central Arkansas	W, 94-71
Jan. 25	• at Stetson	L, 82-83
Jan. 27	• at Florida Gulf Coast	L, 67-73
Jan. 31	• at Jacksonville	L, 43-63
Feb. 3	• North Florida	W, 95-91 (2OT)
Feb. 8	• Kennesaw State	W, 85-69
Feb. 10	• Queens	W, 79-76
Feb. 15	• at Central Arkansas	W, 77-67
Feb. 17	• at North Alabama	W, 87-79
Feb. 24	• Lipscomb	L, 85-90
Feb. 28	• Eastern Kentucky	W, 83-79
Mar. 1	• Bellarmine	7 PM
ASUN Basketball Championship		Campus Sites
March 4-10 Championship		TBA
• - ASUN Conference contest		
Home games in bold. All Times Central.		

BROADCAST INFORMATION

STREAM | ESPN+

Barry Gresham, PxP
Ethan Schmidt, Color

RADIO | ESPN CLARKSVILLE 104.1 FM

Brian Rives, PxP
Jeff Matthews, Color

ATHLETICS COMMUNICATIONS

ALEX ALLARD

Assistant Director of Athletics Communications

Email: allarda@aspu.edu

Cell: 270-498-427

Office: 931-221-6562

INSIDE THE SERIES

The Series: 12-7, Austin Peay
In Clarksville: 6-2, Austin Peay
Series Streak: Austin Peay, 1-Straight
Last Meeting: 84-68 APSU at BU



LETSGOPEAY.COM



ATHLETICS.BELLARMINE.EDU

AUSTIN PEAY PROJECTED STARTERS

Pos.	No.	Name	Ht.	Yr.	Previous School	PPG	RPG	Notes
F	1	Sai Witt	6-8	Gr.	Lincoln (Mo.)	11.8	5.3	79 OREB 53 FG%
G	2	Dez White	6-2	Fr.	The Skills Factory	7.8	3.1	55 3P 34 3P%
G	3	Isaac Haney	6-2	Jr.	Northwestern St.	11.9	3.6	43 FG% 75 FT%
G	4	Ja'Monta Black	6-4	Gr.	Northwestern St.	12.5	3.8	99 3P 41 3P%
G	11	Dezi Jones	5-10	Gr.	Quinnipiac	13.5	3.4	91 AST 61 3P

Last time this group started: vs. ECU, Feb. 28 (6-1 this season, last six games) - 10 Different Lineups this Season

BELLARMINE PROJECTED STARTERS

Pos.	No.	Name	Ht.	Yr.	Previous School	PPG	RPG	Other
G	5	Peter Suder	6-5	So.	Carmel	10.4	4.3	102 AST 36 STL
G	10	Garrett Tipton	6-4	Gr.	Bishop Hartley	9.8	3.3	58 3P 37 3P%
F	12	Langdon Hatton	6-10	Jr.	William & Mary	10.5	7.1	22 BLK 49 FG%
G	22	Bash Wieland	6-6	Gr.	Lakota East	14.2	5.1	52 FG% 81 FT%
G	33	Ben Johnson	6-3	RSO.	Lexington Catholic	13.1	3.4	41 FG% 81 FT%

PREGAME PAROOZING

TOP HITS

- **FOUR AWAY:** Ja'Monta Black needs four three-pointers to break Todd Babington's single-season record of 102. Black has been lights-out from the perimeter all season, and currently ranks second the ASUN and ranks fifth in Division I with 99 three-pointers. He also is eighth in the NCAA with 3.3 threes a game and 26th with a 40.7% from long-range.
- **LOTTA NEW GOVS:** Austin Peay's roster features a Division I-best 13 newcomers, which features 11 veteran newcomers. Six of those additions come to Clarksville from Northwestern State where Gipson was the head coach last season.

WHAT TO KNOW

- **HOME FOR THE QUARTERS:** First ASUN postseason appearance, first ASUN home game, both locked. Austin Peay will enter the 2024 ASUN Men's Basketball Championship as the No. 4 seed and host its quarterfinals matchup with the opponent still TBD. APSU is 11-2 at home this season and is 23-7 all-time in postseason home games, dating back to 1939.
- **TURNING THINGS AROUND:** Austin Peay already has won seven more games than it did during the 2022-23 season, which is tied for the fifth-biggest turnaround in the program's Division I Era (1963). It is the second-best by a first-year head coach (+8 win differential in 2017-18).

EXTRA! EXTRA!

- **ON THIS DAY:** Austin Peay is 13-4 all-time on March 1 and has won five-straight games on the date, a streak that began in the 2003 season. The Govs' last game on the date came in a 73-66 victory against Eastern Illinois in 2018.
- **OUR HOUSE:** The Governors are second in the ASUN in home winning percentage this season with an 84.6 mark at F&M Bank Arena.
- **SAY WHAT SAI WITT:** Sai Witt has scored 10+ points in seven-straight games, and is averaging 20.3 points per game during that run with three 20-point performances.

AUSTIN PEAY BASKETBALL

TV/RADIO CHEAT SHEET

0



DeMarcus Sharp
G • 6-3 • Gr.
Charleston, Mo.
Northwestern St.

PPG	RPG	Assists	FG%	3FG%	FT%
17.0	6.8	109	44.2 (178-403)	6.7 (1-15)	70.3 (52-74)

Last Game: 10 PTS (5-8 FG) 4 REB, 1 AST, 2 BLK, 1 STL vs. ECU (2/28)

1



Sai Witt
F • 6-8 • Gr.
Kansas City, Mo.
Lincoln (Mo.)

PPG	RPG	Assists	FG%	3FG%	FT%
11.8	5.3	20	52.7 (116-220)	00.0 (0-1)	60.7 (111-183)

Last Game: 26 PTS (9-19 FG, 8-11 FT), 5 REB, 2 AST, 2 STL vs. ECU (2/28)

2




Dez White
G • 6-2 • Fr.
Jefferson City, Mo.
The Skills Factory Prep

PPG	RPG	Assists	FG%	3FG%	FT%
7.8	3.1	34	36.5 (77-211)	33.5 (55-164)	89.7 (26-29)

Last Game: 5 PTS (1-4 FG, 1-3 3PT, 2-2 FT), 4 REB, 1 STL vs. ECU (2/28)

3



Isaac Haney
G • 6-2 • Jr.
West Plains, Mo.
Northwestern St.

PPG	RPG	Assists	FG%	3FG%	FT%
11.9	3.6	21	42.7 (67-157)	38.4 (28-73)	75.4 (52-69)

Last Game: 22 PTS (7-12 FG, 2-4 3P, 6-9 FT), 6 REB, 2 AST vs. ECU (2/28)

4



Ja'Monta Black
G • 6-4 • Gr.
Columbia, Mo.

PPG	RPG	Assists	FG%	3FG%	FT%
12.5	3.8	23	41.8 (119-285)	40.7 (99-243)	74.5 (38-51)

Last Game: 6 PTS (1-3 FG, 1-3 3P, 3-3 FT), 7 REB, 1 AST vs. ECU (2/28)

5




JaVar Daniel
G/F • 6-10 • Fr.
Memphis, Tenn.
We Are United Prep

PPG	RPG	Assists	FG%	3FG%	FT%
3.0	1.6	6	33.3 (9-27)	16.7 (1-6)	55.6 (5-9)

Last Game: Did not score in 34 seconds (0-0 FG) at UCA (2/15)

6




Daniel Loos
F • 6-6 • Sr.
Clarksville, Tenn.
Christian Brothers

PPG	RPG	Assists	FG%	3FG%	FT%
2.0	3.1	11	60.0 (27-45)	00.0 (0-0)	10.0 (1-10)

Last Game: Did not score (0-0 FG) in 2:23 vs. ECU (2/28)

8




Jalen Ware
F • 6-8 • RJr.
Winston-Salem, N.C.
Tallahassee CC

PPG	RPG	Assists	FG%	3FG%	FT%
3.9	2.4	3	61.9 (13-21)	33.3 (1-3)	61.5 (8-13)

Last Game: Recorded 1 steal in 20 seconds at #18 Memphis (12/30)

10




Harrison Black
G • 5-8 • Gr.
Houston, Texas
Northwestern St.

PPG	RPG	Assists	FG%	3FG%	FT%
0.4	0.2	1	00.0 (0-1)	00.0 (0-1)	100 (2-2)

Last Game: Did not score (0-0 FG), 1 AST in 2:23 vs. Kennesaw St. (2/8)

11



Dezi Jones
G • 5-10 • Gr.
Hannibal, Mo.
Quinnipiac

PPG	RPG	Assists	FG%	3FG%	FT%
13.5	3.4	91	41.9 (143-341)	37.9 (61-161)	81.4 (57-70)

Last Game: 14 PTS (5-12 FG, 2-5 3P, 2-4 FT), 4 REB, 5 AST, 2 STL, 1 BLK vs. ECU (2/28)

12




Anton Brookshire
G • 6-2 • Jr.
Springfield, Mo.

PPG	RPG	Assists	FG%	3FG%	FT%
0.0	0.0	0	00.0 (0-0)	0.0 (0-0)	00.0 (0-0)

Last Game: Has not played this season

14



Jonathan Dunn
F • 5-7 • So.
Florissant, Mo.
Missouri St.

PPG	RPG	Assists	FG%	3FG%	FT%
1.1	0.6	2	46.7 (7-15)	00.0 (0-0)	50.0 (3-6)

Last Game: Did not score (0-0 FG), in 1:04 vs. ECU (2/28)

24



Hansel Enmanuel
G • 6-6 • So.
Los Mina, Dominican Rep.
Northwestern St.

PPG	RPG	Assists	FG%	3FG%	FT%
1.9	2.9	11	66.7 (24-36)	00.0 (0-0)	20.0 (2-10)

Last Game: Did not record a stat in 1:22 at UNA (2/17)

32



Jordan Wilmore
C • 7-3 • Sr.
Memphis, Tenn.
Northwestern St.

PPG	RPG	Assists	FG%	3FG%	FT%
1.5	2.3	0	47.8 (11-23)	0.0 (0-0)	00.0 (0-1)

Last Game: Did not score (0-0 FG), in 1:06 vs. LIP (2/24)



UNIVERSITY

Name of School..... Austin Peay State University
 Location Clarksville, TN 37040
 Founded..... 1927
 Enrollment 9,824
 President Dr. Michael Licari
 Alma Mater, Year..... Minnesota, 1993
 Vice President/AD..... Gerald Harrison
 Alma Mater, Year..... Tennessee, 2001
 Deputy AD/SWA..... Niesha Campbell
 Alma Mater, Year..... Appalachian State, 2006
 Sr. Associate AD Mannie Reinsch
 Alma Mater, Year..... Nebraska-Kearney, 2014
 School Colors..... Red and White
 Nickname..... Governors
 Affiliations..... NCAA Division I
 Atlantic Sun Conference
 Ticket Office Phone 931/221-PEAY (7329)

HISTORY

First Year of Men's Basketball.....1929-30
 All-Time Record..... 1264-1131
 Last NCAA Tournament appearance..... 2016
 Result..... lost to Kansas, 79-105 (1st Round)
 All-Time NCAA Tournament Record 4-14
 Last Postseason NIT appearance 2007
 All-Time NIT Record 1-2
 Last CBI Appearance..... 2018
 All-Time CBI Record 1-3
 Last ASUN Tournament appearance..... N/A
 Result..... N/A

TEAM INFORMATION

Last Season's Overall Record.....9-22
 Home | Away | Neutral..... 7-8 | 1-13 | 1-1
 Conference Record (finish) 3-15 (14th)
 Home | Away 3-6 | 0-9
 Letterwinners returning/lost 1/15
 Starters returning/lost..... 0/5
 Newcomers..... 12

GOVERNORS SPORTS NETWORK

Radio Station..... ESPN Clarksville (104.1 FM)
 Contact Person.....Ryan Plockelman
 Phone Number931/648-7720
 Play-by-Play Announcer.....Brian Rives
 Color Commentator.....Jeff Matthews

GOVERNORS ON ESPN+

Contact Person..... Joe Palmer
 Title Director of Athletic Video
 Phone Number.....931/221-7556
 Email..... palmerj@apsu.edu
 Play-by-Play Announcer..... Barry Gresham
 Color Commentator.....Ethan Schmidt

AUSTIN PEAY ATHLETICS COMMUNICATIONS
MEDIA INFORMATION

CREDENTIALS & PARKING: For games at F&M Bank Arena, contact Alex Allard at least 24 hours prior to the game to request a credential.

INTERVIEWS: All interview requests must be submitted at least 24 hours in advance to the Austin Peay Athletics Communications Office.

- **HEAD COACH:** Head coach Corey Gipson typically will be available during the week for interviews, as arranged through the Athletics Communications Office.
- **STUDENT-ATHLETES:** All interviews with student-athletes will be scheduled to occur before or after practice to accommodate student-athletes' academic schedules. No interviews will be granted on the day of a game. Student-athletes should not be contacted directly by the media.

POSTGAME INTERVIEWS: Head coach Corey Gipson and requested student-athletes will be available postgame for in-person interviews after talking with home radio and a brief cooling-off period. Media members should request student-athletes by contact Alex Allard via cell phone, email, or in-person at the arena prior to the five-minute park in the second half.

ON THE WEB: The 2023 prospectus, weekly game notes, statistics, and schedules may be found on the world wide web at www.LetsGoPeay.com, Austin Peay State University's official athletics website.

POSTGAME: Following each game, home and away, Austin Peay's athletics communications staff will provide notes from the game and quotes from the postgame press conference through its media portal above.

STAFF DIRECTORY

Name	Title	Email	Phone
Cody Bush	Assistant AD	bushc@apsu.edu	931-221-7561
Casey Crigger	Director	criggerc@apsu.edu	931-221-6563
Alex Allard*	Assistant Director	allarda@apsu.edu	931-221-6562
Camille Blaylock	Assistant	blaylockc@apsu.edu	931-221-6561
Chris Austin	Assistant	austinc@apsu.edu	931-221-6562
Knox Rives	Student Assistant	krives@my.apsu.edu	931-221-6562

*- primary basketball contact

MAILING ADDRESS:

APSU Athletics Communications Office
 Box 4515
 Clarksville, TN 37044

SHIPPING ADDRESS:

APSU Athletics Communications Office
 681 Summer Street
 Dunn Center, Room 227
 Clarksville, TN 37040

ATLANTIC SUN CONFERENCE COMMUNICATIONS

SOCIAL MEDIA: Get breaking news about the Atlantic Sun Conference by following the league on social media. Follow the ASUN on Twitter and Instagram at @ASUNSports and or visit the league's website at www.asunsports.com

WEEKLY NOTES: The ASUN will release its Players of the Week each Nov. 13 afternoon throughout the season. Statistics are updated after each gameday on the ASUN website.

STAFF DIRECTORY

Name	Title	Email
William Hall*	Assistant Commissioner / Communications	william.hall@asunsports.org
Morgan Huttenlocker	Sport Admin. / Communications	morgan.huttenlocker@asunsports.org
Mike DeVader	Associate Director / Communications	mike.devader@asunsports.org
Fasika Ishiyama	Assistant Director / Communications	fasika.ishiyama@asunsports.org

*-primary basketball contact

SCAN FOR
GOVERNORS
MEDIA CENTRAL



AUSTIN PEAY BASKETBALL

2023-24 ROSTER



NUMERICAL ROSTER

No.	Name	Pos.	Ht.	Wt.	Cl.	Hometown / Previous School
0	DeMarcus Sharp	G	6-3	170	Gr.	Charleston, Mo. / Northwestern State
1	Sai Witt	F	6-8	230	Gr.	Kansas City, Mo. / Lincoln (Mo.)
2	Dez White	G	6-2	176	Fr.	Jefferson City, Mo. / The Skills Factory Prep
3	Isaac Haney	G	6-2	192	Jr.	West Plains, Mo. / Northwestern State
4	Ja'Monta Black	G	6-4	192	Gr.	Columbia, Mo. / Northwestern State
5	JaVar Daniel	G/F	6-10	200	Fr.	Memphis, Tenn. / We Are United Prep
6	Daniel Loos	F	6-6	219	Sr.	Clarksville, Tenn. / Christian Brothers
8	Jalen Ware	F	6-8	189	RJr.	Winston-Salem, N.C. / Tallahassee CC
10	Harrison Black	G	5-8	158	Jr.	Houston, Texas / Northwestern State
11	Dezi Jones	G	5-10	165	Gr.	Hannibal, Mo. / Quinnipiac
12	Anton Brookshire	G	6-2	176	Sr.	Milwaukee, Wis. / Iona
14	Jonathan Dunn	F	6-7	192	So.	Florissant, Mo. / Missouri State
24	Hansel Enmanuel	G	6-6	167	So.	Los Mina, Dominican Rep. / Northwestern State
32	Jordan Wilmore	C	7-3	352	Sr.	Memphis, Tenn. / Northwestern State

COACHING AND SUPPORT STAFF

Name	Position	Seasons	Alma Mater, Year
Corey Gipson	Head Coach	First Season	Austin Peay, 2004
Rodney Hamilton	Associate Head Coach	First Season	Georgia State, 1998
Tim Ward	Assistant Coach	First Season	William Woods, 2018
Jimmy Lincoln	Assistant Coach	First Season	Southwest Baptist, 1987
KC Henry	Assistant Coach	First Season	Wyoming, 2020
Leighton Kentwell	Director of Operations	First Season	Miami (OH), 2019
Travis Allen	Special Assistant to HC	First Season	Grand Canyon, 2020
Joey Heimel	Video & Analytics Coord.	First Season	Saint John's, 2019
Kellen Haymon	Graduate Assistant	First Season	Northwestern State, 2022
Robert Harris Assc.	Dir. of Sports Perf.	Third Season	Kentucky State, 2009
Lynson Willis	Assc. Athletic Trainer	First Season	Stony Brook, 2010
Alex Allard	Asst. Dir. of Comm.	Third Season	Austin Peay, 2022

ALPHABETICAL ROSTER

No.	Name	Pos.
10	Harrison Black	G
4	Ja'Monta Black	G
12	Anton Brookshire	G
5	JaVar Daniel	G/F
14	Jonathan Dunn	F
24	Hansel Enmanuel	G
3	Isaac Haney	G
11	Dezi Jones	G
6	Daniel Loos	F
0	DeMarcus Sharp	G
8	Jalen Ware	F
2	Dez White	G
32	Jordan Wilmore	C
1	Sai Witt	F

PRONUNCIATIONS

Student-Athletes

Sai Witt	Say
Isaac Haney	Hane-ey
Ja'Monta Black	Juh-Mont-Ay
Daniel Loos	Loose
Hansel Enmanuel	En-Manuel

Coaching Staff

Corey Gipson	Note it is a 'p'
Leighton Kentwell	Lay-tin
Joey Heimel	Hi-muhl

PREGAME READING

THE PREVIEW

Austin Peay State University's basketball team enters its final game of the regular season with a No. 4 seed in the upcoming Atlantic Sun Conference Championship and home game in the tournament already locked, but before it can look ahead to the postseason, the Governors host Bellarmine for Senior Day in a 7 p.m., Saturday contest on Gary Mathews Court at F&M Bank Arena.

Senior Day festivities will begin approximately 25 minutes before tipoff, as APSU will recognize DeMarcus Sharp, Ja'Monta Black, Dezi Jones, Jordan Wilmore, Sai Witt, and Jalen Ware ahead of the contest against the Knights.

Austin Pay (16-14, 9-6 ASUN) defeated Eastern Kentucky, Wednesday, in the Governors' penultimate game of the season after outscoring the Colonels 46-36 in the second half, while making 58.1% of their attempts from the field across the final 20 minutes.

Wednesday's game also featured the return of Sharp – who missed the previous six games – making his first appearance off the bench, and connected on all five of his second-half attempts while also scoring all 10 of his points in the second half.

Witt (26 points) and Isaac Haney (22 points) paced the Gobs in scoring against the Colonels, as APSU secured its sixth win in the last seven games, and ninth home win in its last 10 contests at F&M Bank Area.

The Gobs will close the ASUN slate with the same team they opened it against, with APSU earning an 84-68 victory against Bellarmine, Jan. 4, in Louisville, Kentucky. Jones scored a game-high 21 points in the wire-to-wire victory.

THE FASTBREAK

- Austin Peay concludes the regular season with a 7 p.m., Friday game against Bellarmine.
- Austin Peay is locked into the No. 4 seed in the upcoming ASUN Men's Basketball Championship and will host the No. 5 seed, March 5, with the opponent and game time to be determined.
- Austin Peay has won six of its last seven games and nine of its last 10 home games.
- The Governors are coming off an 83-79 victory against current top-seeded Eastern Kentucky, Wednesday.
- Bellarmine is 8-22 on the season and 4-11 in ASUN Conference play.
- The Knights are coming off a 90-74 loss at Lipscomb, Wednesday, but have won two of their last three games.
- Austin Peay is 12-7 all-time against Bellarmine, and ended a two-game losing streak to the Knights, Jan. 4, in Freedom Hall.
- Dezi Jones leads Austin Peay with 17.0 points per game in ASUN play and has tallied seven 20-point performances.
- Ja'Monta Black needs four three-pointers to become the Governors' single-season record holder. He enters the regular-season finale with 99 in 2023-24.

A LOOK AT STATS

APSU

BU

	Overall	Overall
Scoring Offense	73.0	68.9
Scoring Defense	71.0	74.3
Field Goal %	44.3	43.4
FG% Defense	45.7	45.0
Three-point FG%	36.8	34.0
Three-Point FG% Defense	31.1	34.5
Free Throw %	67.7	77.9
Rebounds Per Game	34.0	32.2
Rebound Margin	-1.5	-4.3
Assists Per Game	11.1	13.8
Turnover Per Game	9.0	9.7
Turnover Margin	+2.7	+0.5
Steals Per Game	7.4	5.4
Blocks Per Game	2.9	1.9

VS. 2023-24 OPPONENTS

GOVS ALL-TIME

Non-Conference

Life	1-0
George Mason	0-3
Fisk	1-0
UTEP	0-1
Tarleton State	0-1
Sacramento State	1-0
Appalachian State	0-1
Morehead State	56-60
Tennessee State	52-33
Midway	1-0
Murray State	46-95
Southern Illinois	7-11
Western Kentucky	14-44
Ohio	2-3
Memphis	4-20

Conference

Bellarmine	12-7
Central Arkansas	3-1
Eastern Kentucky	65-57
Florida Gulf Coast	2-2
Jacksonville	1-2
Kennesaw State	1-1
Lipscomb	40-37
North Alabama	23-8
North Florida	4-3
Queens	1-2
Stetson	1-2

Games against ASUN Conference opponents prior to last season were previously counted as nonconference contests

COACH GIP vs. THE SLATE

Life	1-0
George Mason	0-1
Fisk	1-0
UTEP	0-1
Tarleton State	0-1
Sacramento State	1-0
Appalachian State	0-1
Morehead State	0-1
Tennessee State	0-1
Midway	1-0
Murray State	1-0
Southern Illinois	1-0
Western Kentucky	0-1
Ohio	1-0
Memphis	0-1

Conference

Bellarmine	1-0
Central Arkansas	3-0
Eastern Kentucky	1-1
Florida Gulf Coast	0-1
Jacksonville	0-0
Kennesaw State	1-0
Lipscomb	0-2
North Alabama	2-0
North Florida	1-0
Queens	1-0
Stetson	0-1

GIPSON WITH A PEAY

A two-time Austin Peay graduate, Corey Gipson was named the 14th head men's basketball coach, March 12, 2023. Gipson comes back to Clarksville after leading Northwestern State to a 22-11 record during his lone season in Natchitoches, Louisiana. The 13-game turnaround from NSU's prior season is the best single-season turnaround in program history. Gipson has made quick work in turning around his alma mater, with the Govs' +7 win improvement from last season being tied for the fifth most in program history and the second most by a first-year head coach and the most since Matt Figger's +8 mark during his inaugural season in 2017-18.

BRINGING IN REINFORCEMENTS

Gipson brought with him eight members of Northwestern State's coaching and support staff. Rodney Hamilton and Tim Ward are the program's associate head coach and assistant coach, positions they held at NSU. Jimmy Lincoln, who was a special assistant to the head coach last season, now assumes the role of assistant coach. Gipson also brought with him Leighton Kentwell (director of operations), KC Henry (now, assistant coach), Travis Allen (now, special assistant to the head coach), Joey Heimel (now, video & analytics coordinator) and Kellen Haymon (graduate assistant). Henry, Allen, and Heimel all received in-season promotions to their current role in January.

AUSTIN PEAY DEMONS

In addition to the coaching and support staff, Corey Gipson also brought with him six student-athletes that played for Northwestern State during the 2022-23 season. Those six players include DeMarcus Sharp, Ja'Monta Black, Isaac Haney, Jordan Wilmore, Harrison Black, and Hansel Enmanuel. The six combined for 115 starts and 153 appearances last season.

8TH? 11TH? LOL!

Austin Peay was picked 8th by the ASUN's Coaches in the Coaches Poll and 11th in the Media Poll. The Governors enter the final game of the regular season fourth. Still more doubters to prove wrong though.

**FIRE AND ICE**

Isaac Haney has quickly become a fan favorite of the Austin Peay faithful for his intense playstyle; while off the court, he is an unassuming, polite, and quiet individual. The West Plains, Missouri native had a career day in the Governors' last outing with 32 points on 10-of-18 shooting from the field, 5-of-7 from the perimeter, and 7-of-8 from the charity stripe. Visit LetsGoPeay.com for a full feature revolving around the junior guard's impact this season.

THE NEW-LOOK GOVS

13 newcomers highlight the 2023-24 Governors' roster - the most newcomers for a team in Division I this season. The 13-man signing class consists of 11 veteran newcomers with collegiate experience that have combined for 6,300 career points, 2,231 rebounds, 1,291 assists, 470 starts, and 640 games played.

WELL, THAT DIDN'T TAKE LONG

The Governors made a program-record 17 three-pointers in a 90-72 victory against Life at F&M Bank Arena in the season opener. The previous record of 16 had previously been held by the 2016 Governors that accomplished the feat during the 2016 Ohio Valley Conference Championship game against UT Martin.

SHOOTING HIS WAY TO THE TOP

Ja'Monta Black is approaching history as we head to the final stretch of the regular season. The graduate student's 99 three-pointers this season are the third-most in a single season program history and 4 from breaking Todd Babington's record set in 2007-08.

SCHEDULE'S SET

The Governors will play 31 regular season games during their 2023-24 campaign. Altogether, the slate features seven first-time opponents, including all three games of the 2023 SoCal Challenge, Nov. 17-22. Austin Peay enters the season 322-381 all-time against the remaining 24 teams, with its most victories against a single opponent being its 64 against Eastern Kentucky, who APSU faces twice during Atlantic Sun Conference play.

TURNING THINGS AROUND

Austin Peay already has won six more games than it did prior to Gipson's return to Clarksville. That +7 win differential is the fifth-largest in the program's Division I Era (1963) and the second-most by a first-year head coach, trailing Matt Figger's +8 win improvement during his first season in 2017-18. The largest win turnaround in program history is 11, which came during the 1972-73 season under second-year and Hall of Fame head coach, Lake Kelly.

TOP INDIVIDUAL PERFORMANCES**POINTS**

Player (Opponent)	Pts.
DeMarcus Sharp (v. Sac St)	33
Isaac Haney (@UNA)	32
Dezi Jones (LIP)	30
Sai Witt (UNF)	30
Dezi Jones (QU)	27
Ja'Monta Black (KSU)	27
Sai Witt (UCA)	27
Ja'Monta Black (Life)	27
Sai Witt (EKU)	26
Dez White (Fisk)	26

REBOUNDS

Player (Opponent)	Reb.
DeMarcus Sharp (@GMU)	13
Dezi Jones (@UCA)	11
DeMarcus Sharp (@STET)	11
Sai Witt (Sac St.)	11
Sai Witt (@UNA)	10
Hansel Enmanuel (Mid)	10
DeMarcus Sharp (Mid)	10
DeMarcus Sharp (Fisk)	10
DeMarcus Sharp (Life)	10

ASSISTS

Player (Opponent)	Ast.
Dezi Jones (UNF)	8
Dezi Jones (@UNA)	7
DeMarcus Sharp (@FGCU)	7
Dezi Jones (@SIU)	7
DeMarcus Sharp (@TSU)	7
DeMarcus Sharp (@UTEP)	7
DeMarcus Sharp (Fisk)	7
DeMarcus Sharp (Life)	7
7 times	
mr Dezi Jones (KSU)	6

FIELD-GOAL % (MIN. 4 FGM)

Player (Opponent)	FG	FG%
Daniel Loos (@SIU)	4-4	100.0
Hansel Enmanuel (Mid)	4-4	100.0
Sai Witt (UCA)	9-11	81.8
Dez White (KSU)	4-5	80.0
Jordan Wilmore (@BU)	4-5	80.0
Sai Witt (UNF)	12-16	75.0
Sai Witt (QU)	8-11	72.7
Dezi Jones (Life)	8-11	72.7
Sai Witt (Lipscomb)	10-14	71.4
DeMarcus Sharp (@UCA)	10-15	66.7

GOVS NOTES

WE'VE GOT HISTORY

The Governors play six opponents during the 2023-24 campaign that they have pleased at least 50 times. Those teams are Murray State (140), Eastern Kentucky (121), Morehead State (115), Tennessee State (84), Lipscomb (75), and Western Kentucky (57).

GOODBYE, FAREWELL & AMEN

Prior to the start of this season, the Governors played the previous 48 seasons in the Winfield Dunn Center. Austin Peay was 432-199 all-time in the facility which opened prior to the 1975-76 season and had 39 seasons in which they posted a winning record in the Dunn Center, including in 19-straight seasons from 1993-12.

TERRY TAYLOR: S3, E1


APSU's all-time leader in scoring (2,507), field goals made (967) and attempted (1,804), games played (127) and games started (127), and minutes played (4,368), Terry Taylor began his third NBA season after signing a 2-year contract with Chicago – who he was a member of during the par of the 2022-23 season. He is the second Gov in program history to play at least three years in the NBA and the first since Trenton Hassell's nine year career between the Bulls, Timberwolves, Mavericks, and Nets.

LOOS' BACK

The grandson of former Austin Peay and Ohio Valley Conference head coach, Dave Loos returns to his hometown after spending the last three seasons at Christian Brothers where he averaged 9.7 points, 4.7 rebounds and 59.3 percent from the floor during his three seasons in Memphis. Loos currently is averaging 2.3 points and 3.4 rebounds per game while making 61.4 percent of his shots from the field.

OPPONENTS TO TEAMMATES

Dezi Jones and Anton Brookshire last played a Quinnipiac and Iona, respectively, where they faced one another twice during Metro-Atlantic Athletic Conference. The two teams split the season series, with the home team winning each. Jones totalled 47 points, 15 rebounds, 8 assists in the matchups against Iona, while Brookshire totalled 21 points, 8 rebounds, and 2 assists for the Galels.



WE DIG THE NEW DIGS, HBU?

Austin Peay claimed the first-ever win in F&M Bank Arena for either basketball team with a 90-72 victory against Life, Nov. 6. The Govs won eight-straight home games between Dec. 5-Feb. 24, outscoring opponents by an average of 82.5-71.3, or 11.0 points per game in that span. The Govs' one home loss in ASUN play is tied for the second-best mark in the league and trail only ECU's 8-0 mark in home ASUN Conference games.

LIGHTS-OUT JA'MONTA

The nation's top-returning three-point scorer after making 122 last season, Ja'Monta Black is fifth in Division I and second in the ASUN with 99 three-pointers this season. He also ranks fifth in three-pointers per game with 3.3 and 26th in three-point percentage at 40.7. Black's 373 career threes are the fourth most among active players in Division I.

'SUP VAR

Freshman JaVar Daniel is the newest addition to the program, having joined the team prior to its Dec. 30 game against Memphis. Gipson and the staff made quick work in utilizing the 6-10 guard/forward, as he played 10 minutes against the #18 Tigers. After playing just three minutes against Eastern Kentucky, Daniel earned his first-career start at Lipscomb, Jan. 13 and enjoyed a career day against the Bisons, with 15 points, five rebounds, four assists, and one steal and block in 26 minutes of action. Daniel then earned his first start in front of the APSU faithful in the Govs' 83-80 win against North Alabama, scoring five points in eight minutes of action.

GRAD GOVS

Austin Peay 2023-24 roster features four graduate students in Sai Witt (#1), Dezi Jones (#11) Ja'Monta Black (#4) and DeMarcus Sharp. Witt graduated with his bachelor's degree from Lincoln (Mo.), while Jones graduated from Quinnipiac in the spring, and Black and Sharp both graduated last spring from Northwestern State.

ICE HANEY

When you wear the same number your head coach did when he was with the Governors, you have to perform, and that is just what junior guard Isaac Haney has done. After playing in his first game as a Gov against Western Kentucky due to the NCAA court ruling on multi-time transfers, Haney scored 14 points against Ohio, Dec. 22 and has gone on to score in double figures in five of his 11 appearances while wearing the Red and White. Haney's career-high 24 points against North Alabama in the overtime win surpassed his previous career high of 23 points set against Southeastern Louisiana last season while he was at NSU under Gipson.

TOP TEAM PERFORMANCES

POINTS

Opponent	Pts.
vs. Midway	98
vs. North Fla.	95
vs. Central Ark	94
vs. Life	90
at North Alabama	87
vs. Lipscomb	85
vs. Kennesaw State	85
at Bellarmine	84
vs. Eastern Kentucky	83
vs. North Alabama	83

BENCH POINTS

Opponent	Pts.
vs. Central Ark.	41
at Stetson	36
vs. North Alabama	31
vs. Midway	26
at FGCU	24
at Memphis	23
vs. Ohio	22
vs. Fisk	22
at Bellarmine	21
at Lipscomb	19

FIELD-GOAL %

Opponent	FG	FG%
vs. Midway	37-66	56.1
vs. Queens	29-52	55.8
vs. Central Ark	36-66	54.5
vs. Lipscomb	33-61	54.1
vs. North Fla.	37-71	52.1
vs. Kennesaw State	26-50	52.0
at North Alabama	27-52	51.9
at Bellarmine	27-65	51.5
vs. Eastern Ky.	38-58	48.3
vs. Ohio	25-52	48.1

THREE-POINT%

Opponent	FG	FG%
at North Alabama	10-18	55.6
vs. Tarleton State	6-12	50.0
vs. Kennesaw State	13-27	48.1
vs. Central Ark.	10-21	47.6
vs. North Fla.	13-28	46.4
at Stetson	11-24	45.8
at Central Ark.	11-25	44.0
vs. Life	17-41	41.5
vs. Midway	13-32	40.6
vs. Eastern Ky.	6-15	40.0

OVER 80, UNDER 60 FTW

Austin Peay is 9-2 this season when scoring at least 80 points and has accomplished such nine times in ASUN, posting a 7-2 record. The Govs also are unbeaten at 3-0 when limiting opponents to under 60 points, and did it both in its Dec. 5 win against Midway and Dec. 9 game against Murray State, holding the two to 44 and 49 points, respectively.

3X20=W

For the second time this season and since 2016, the Govs had three 20-point performance in Saturday's win against North Florida. Sai Witt led the way with a career-high 30 points, and was followed by 22 and 21-point performances by Dezi Jones and Ja'Monta Black, respectively. The Govs last accomplished the feat against UCA with Witt, Black, and DeMarcus Sharp all scoring at least 20. Prior to these performances, the last time the Govs had three 20-point outing was March 4, 2016 against Belmont when Chris Horton (30 points), Josh Robinson (25), and Jared Savage (21) all scored 20-plus against the Bruins.

SHARP MAKES HISTORY... ALREADY

It didn't take long for DeMarcus Sharp to make his mark in the record book, as he became the first player in program history to be named to the Preseason All-ASUN Team. Sharp averaged 19.5 points, 5.0 rebounds, and 5.0 assists per game. "Agent Zero" finished his senior season ranked in the top 100 nationally in nine statistical categories, including field goals attempted (11th), field goals made (15th), and points per game (32nd). He also scored at least 10 points in 29 of his 33 appearances, 20 points 16 times, 30 points six times, and 40 points once.

PERIMETER PROTECTORS

Austin Peay boasts the best three-point defense in ASUN and 48th best in Division I this season, limiting teams to a 31.1 percent mark from long range. The Govs have held 15 teams under 30 percent, and five under 20 percent.

DEPTH COMING ALIVE

The Governors added three pieces to their rotation prior to the start of Atlantic Sun Conference play. First, the NCAA overturned the rule that stated that multi-time transfers had to redshirt for a season, that added Isaac Haney and Jordan Wilmore to the Govs starting lineup and rotational units. They then added an in-season player in freshman Ja'Var Daniel. This depth has allowed for prominent scorers like Dezi Jones and Sai Witt to supply scoring capabilities off the bench. Since ASUN Conference season began, the Govs have posted season-best bench-point totals in three times, including in three of their last five games.

**DEZI'S TAKING OVER**

Dezi Jones is tied for second on the team with seven 20 point performances, six of which have come in ASUN Conference play. The Hannibal, Missouri native has tallied 20 points in three-straight games entering Saturday's contest against North Alabama and has been a pivotal part of the Govs' five-game winning streak, as he is averaging 23.2 points, 5.0 rebounds, and 5.4 assists per game.

HORTON TO THE HALL

Inarguably the best true center of the Dave Loos Era, Horton finished his career as Austin Peay's career leader in blocked shots and games started (126). At the same time, he became the first Governor since Tom Morgan (1952-58) to record 1,000 rebounds during their career. Horton was the centerpiece of the Governors' improbable 2016 OVC Championship run that saw an eighth-seeded Austin Peay win four games in four days to claim the tournament title, with Horton named the tournament's "Most Valuable Player" after averaging 22.5 points and 14.0 rebounds per game. Horton also earned First Team All-OVC and NABC All-District honors in 2015-16 and set program records for rebounds (431) and free throws attempted (290) while scoring 676 points – the ninth-best single-season performance in program history. Beginning with his 100-block shot season as a freshman – which set the single-season record – each of his four seasons ranks among the program's Top 10 in blocked shots, and his 325 career blocked shots are 68 more than any other Governor.

A BIG WIN IN CARBONDALE

Led by a tenacious defense that did not allow a field goal in the final 5:02 of Austin Peay's 70-68 victory against Southern Illinois in the Governors' last game, the Govs earned their first road win of the season in Carbondale, Illinois. Leading by two with under nine seconds left, DeMarcus Sharp picked the pocked of Xavier Johnson (the nation's second-leading scorer), the loose ball was dove on by Dezi Jones to secure the win. At the time, it was the program's first Quad 1 win in over four seasons.

TAY'S HISTORIC NIGHT

In addition to the team breaking the 3-point record in the season opener against Life, Ja'Monta Black put his name in the record book by tying the record with nine triples against Life. His mark, which came on just 21 attempts, matched Joe Sibbitt's record which Sibbitt had solely held since 1998.

SAY WHAT, SAI WITT

Sai Witt has scored in double figures in 10 of the last 11 games entering this game and tallied back-to-back double-doubles in APSU's perfect road trip against Central Arkansas and North Alabama. Witt is averaging 18.6 points, 8.6 rebounds, and a 66.7% from the floor

DOUBLE OVERTIME SHOWTIME

Sai Witt scored a career-high 30 points in the Govs' 95-91 double overtime victory against North Florida. The win was APSU's fourth in ASUN play this season – the most in the program's abbreviated ASUN Era – and 11th of the season. The double-overtime victory marked the first for APSU since Jan. 31, 2021, and their second overall overtime win of the season, an first since defeating North Alabama, Jan. 18.

MORE THAN HIS STORY

Many people know Hansel by his story of being the only one-armed basketball player in Division I, but the sophomore guard has made a name for himself throughout his first season for the red and white. He is one of four players to have played in all 24 games thus far and has earned three starts. Enmanuel had a career day in the Govs' Dec. 5 game against Midway with eight points on a perfect 4-for-4 clip from the field while also hauling in a career high 10 rebounds, five of which came on the offensive end.

AUSTIN PEAY BASKETBALL

A LOOK AT THE LAST TWO



APSU (15-14, 8-6 ASUN)	85
LIP (18-11, 9-5 ASUN)	90

GAME 29 • vs LIPSCOMB

FEBRUARY 24, 2024 • CLARKSVILLE, TENNESSEE
F&M BANK ARENA

Graduate student guard Dezi Jones scored a career-high 30 points; however, Austin Peay State University's basketball team had an eight-game home winning streak come to an end following a 90-85 loss against Atlantic Sun Conference foe Lipscomb, Saturday, at F&M Bank Arena in a game that featured 15 lead changes in the final 20 minutes.

Jones' 30 points are tied for the third-most by a Governor this season and surpass his previous career-high of 28 set against Rider last season while he was at Quinnipiac. Jones now has scored 20-plus in four-straight games and seven times overall in ASUN Conference play.

Sai Witt followed Jones in scoring with 23 points, marking his sixth-straight double-figure scoring night and his fourth 20-point performance of the season.

Full Recap at LetsGoPeay.com

SCORING SUMMARY	1H	2H	OT	F
AUSTIN PEAY	37	48	-	85
LIPSCOMB	36	54	-	90

TEAM STATISTICS	APSU	LIP
Points	85	90
Field Goals Made - Attempted	33 - 61	38 - 64
Field-Goal Percentage	54.1	59.4
Three-Pointers Made - Attempted	9 - 25	11 - 26
Three-Point Field-Goal Percentage	36.0	42.3
Free Throws Made - Attempted	10 - 16	3 - 4
Free Throw Percentage	62.5	75.0
Points Off Turnovers	7	15
Points In The Paint	46	48
Second-Chance Points	7	4
Fast Break Points	4	9
Bench Points	0	14
Largest Lead - Time	10 - 14:20 (1st)	7 - 1:24 (2nd)
Best Scoring Run - Time	13 - 14:20 (1st)	8 - 19:16 (2nd)
Lead Changes	16	
Times Tied	9	
Time With Lead	20:14	12:58

INDIVIDUAL LEADERS

AUSTIN PEAY		LIPSCOMB	
POINTS	PTS	POINTS	PTS
Jones	30	Pruitt	30
Witt	23	Head	21
REBOUNDS	REB - OFF	REBOUNDS	REB - OFF
White	9 - 3	Asman	6 - 0
J. Black	7 - 0	Pruitt	4 - 0
ASSISTS	AST - TO	ASSISTS	AST - TO
Jones	4 - 4	McCormack	10 - 0
Witt/White	2	Anderson	8 - 0
STEALS	STL	STEALS	STL
Jones	2	Anderson	3
3 Players	1	Pruitt	1
BLOCKS	BLK	BLOCKS	BLK
Witt	1	3 Players	1
MADE FG	FGM - ATT	MADE FG	FGM - ATT
Jones	11 - 19	Pruitt	13 - 16
Witt	10 - 14	Head	8 - 11
MADE 3PT	3PM - ATT	MADE 3PT	3PM - ATT
Black	3 - 7	Pruitt	4 - 5
Jones	3 - 7	Head	3 - 5



APSU (16-14, 9-6 ASUN)	83
EKU (17-12, 12-3 ASUN)	79

GAME 30 • vs EASTERN KENTUCKY

FEBRUARY 28, 2024 • CLARKSVILLE, TENNESSEE
F&M BANK ARENA

Nearly two weeks ago, the Governors clinched the program's first Atlantic Sun Conference Championship berth. Today, they solidified their first-ever home game in the ASUN Conference postseason in a thrilling win against one of the team's oldest rivals.

Austin Peay State University's basketball team outscored Eastern Kentucky 46-36 in the second half while shooting 58.1% from the field and 42.9% from the perimeter across the final 20 minutes to earn an 83-79 victory against Eastern Kentucky Wednesday at F&M Bank Arena.

EKU (17-12, 12-3 ASUN) led the game by as many as nine points late in the first half, but double-digit second-half performances by Isaac Haney, Dezi Jones, and DeMarcus Sharp, paired with a game-high 26 points by Sai Witt led helped APSU post its sixth-highest comeback of the season.

Full Recap at LetsGoPeay.com

SCORING SUMMARY	1H	2H	OT	F
AUSTIN PEAY	37	48	-	85
EASTERN KENTUCKY	36	54	-	90

TEAM STATISTICS	APSU	EKU
Points	83	79
Field Goals Made - Attempted	28 - 58	28 - 61
Field-Goal Percentage	48.3	45.9
Three-Pointers Made - Attempted	6 - 15	4 - 16
Three-Point Field-Goal Percentage	40.0	25.0
Free Throws Made - Attempted	21 - 29	19 - 29
Free Throw Percentage	72.4	65.5
Points Off Turnovers	11	4
Points In The Paint	40	36
Second-Chance Points	13	16
Fast Break Points	7	6
Bench Points	10	3
Largest Lead - Time	9 - 3:06 (2nd)	9 - 2:01 (1st)
Best Scoring Run - Time	7 - 15:28 (2nd)	7 - 11:24 (1st)
Lead Changes	8	
Times Tied	3	
Time With Lead	21:48	17:14

INDIVIDUAL LEADERS

AUSTIN PEAY		EASTERN KENTUCKY	
POINTS	PTS	POINTS	PTS
Witt	26	Blanton	23
Haney	22	Comer	23
REBOUNDS	REB - OFF	REBOUNDS	REB - OFF
J. Black	7 - 3	Blanton	13 - 6
Haney	6 - 1	3 Players	4
ASSISTS	AST - TO	ASSISTS	AST - TO
Jones	5 - 2	Blanton	2 - 1
Witt/Haney	2	4 Players	1
STEALS	STL	STEALS	STL
Witt/Jones	2	3 Players	1
BLOCKS	BLK	BLOCKS	BLK
Sharp	2	Cozart	8
Jones	1	Ukomadu	2
MADE FG	FGM - ATT	MADE FG	FGM - ATT
Witt	9 - 19	Comer	10 - 17
Haney	7 - 12	Blanton	9 - 18
MADE 3PT	3PM - ATT	MADE 3PT	3PM - ATT
Haney	2 - 4	Comer	2 - 3
Jones	2 - 5	Walker	2 - 5

AUSTIN PEAY BASKETBALL

AROUND THE ASUN

PRESEASON HONORS

ASUN Player of the Year

Devontae Blanton, Eastern Kentucky

ASUN Defensive Player of the Year

Isaiah Cozart, Eastern Kentucky

ASUN Preseason All-Conference Team

*Devontae Blanton ECU

*Terrell Burden Kennesaw State

*Jacob Ognacevic Lipscomb

DeMarcus Sharp Austin Peay

Garrett Tipton Bellarmine

Camren Hunter Central Arkansas

Isaiah Cozart ECU

Isaiah Thompson FGCU

Jacari Lane North Alabama

AJ McKee Queens

Jalen Blackmon Stetson

* - Denotes unanimous selection

PRESEASON ASUN COACHES POLL

Pl.	Team (1st-place votes)	Points
1	Eastern Kentucky (8)	140
2	Florida Gulf Coast	106
3	Stetson	105
4	Kennesaw State (1)	103
5	Lipscomb	99
6	Bellarmine	81
7	North Alabama (1)	74
8	Austin Peay (1)	71
9	Jacksonville	51
10	Queens	47
11	North Florida	36
12	Central Arkansas	23

PRESEASON ASUN MEDIA POLL

Pl.	Team (1st-place votes)	Points
1	Eastern Kentucky (32)	552
2	Kennesaw State (6)	444
3	Lipscomb	432
4	Florida Gulf Coast (2)	382
5	Bellarmine	350
6	Stetson	334
7	North Alabama	284
8	North Florida (4)	252
9	Queens	226
10	Jacksonville	176
11	Austin Peay (2)	170
12	Central Arkansas	110

ASUN STANDINGS

School	CONFERENCE				OVERALL					
	W-L	PCT	H	A	W-L	PCT	H	A	N	STREAK
ECU *	12-3	.800	8-0	4-3	17-12	.586	13-3	4-9	0-0	L1
Stetson *	11-4	.733	7-1	4-3	19-11	.633	11-2	6-9	2-0	W2
#3 Lipscomb *	10-5	.667	6-1	4-4	19-11	.633	11-1	6-9	2-1	W3
#4 Austin Peay *	9-6	.600	6-1	3-5	16-14	.533	11-2	4-11	1-1	W1
North Florida *	8-7	.533	4-3	4-4	15-15	.500	10-5	5-10	0-0	L2
FGCU *	7-8	.467	5-3	2-5	13-17	.433	9-4	3-10	1-3	W2
North Alabama *	7-8	.467	5-3	2-5	13-16	.448	10-4	3-12	0-0	L3
Kennesaw State *	6-9	.400	4-4	2-5	15-14	.517	9-4	4-10	2-0	L1
Queens *	6-9	.400	5-2	1-7	12-18	.400	10-3	1-15	1-0	L1
Central Arkansas	5-10	.333	2-5	3-5	9-22	.290	5-9	4-13	0-0	L4
Jacksonville	5-10	.333	5-2	0-8	14-15	.483	11-2	2-13	1-0	L1
Bellarmine	4-11	.267	3-5	1-6	8-22	.267	6-7	2-15	0-0	L1

* - clinched ASUN Championship berth

Updated: Feb. 29

ASUN PLAYERS OF THE WEEK

Week	Player	Newcomer
Nov. 13	Isaiah Cozart, Eastern Ky.	DeMarcus Sharp, Austin Peay
Nov. 20	Chaz Lanier, North Florida	Frankquon Sherman, Kennesaw State
Nov. 27	Robert McCray, Jacksonville	Robert McCray, Jacksonville
Dec. 4	Jacari Lane, North Alabama	Robert McCray, Jacksonville
Dec. 11	Terrell Burden, Kennesaw St.	DeMarcus Sharp, Austin Peay
Dec. 18	Demond Robinson, Kenn. St.	Owen McCormack, Lipscomb
Dec. 27	Jalen Blackmon, Stetson	DeMarcus Sharp, Austin Peay
Jan. 3	Zach Anderson, FGCU	Dallion Johnson, FGCU
Jan. 8	Isaiah Cozart, Eastern Ky.	Tucker Anderson, Central Arkansas
Jan. 15	Terrell Burden, Kennesaw St.	Dylan Faulkner, Lipscomb
Jan. 22	Chaz Lanier, UNF	DeMarcus Sharp, Austin Peay
Jan. 29	KJ Johnson, UNA	Deyton Albury, Queens
Feb. 5	AJ KcKee, Queens	Deyton Albury, Queens
Feb. 12	Josh Smith, Stetson	Dezi Jones, Austin Peay
Feb. 19	Chaz Lanier, UNF	Dezi Jones, Austin Peay
Feb. 26	Isaiah Cozart, ECU	Keeshawn Kellman, FGCU
Mar. 4		

ATLANTIC SUN CONFERENCE SPORTS INFORMATION

School	SID	Website	Basketball Twitter
ASUN Conference	William Hall	asunports.com	@ASUN_MBB
Austin Peay	Alex Allard	LetsGoPeay.com	@GovsMBB
Bellarmine	John Spugnardi	athletics.bellarmine.edu	@BUKnightsMBB
Central Arkansas	Steve East	ucasports.com	@ucambb
Eastern Kentucky	Kevin Britton	ekusports.com	@EKUMBB
Florida Gulf Coast	Jason Hanes	fgcuathletics.com	@FGCU_MBB
Jacksonville	Scott Manze	judolphins.com	@JAX_MBB
Kennesaw State	Brandon Scardigli	ksuowls.com	@KSUOWlsMBB
Lipscomb	Hannah Jo Riley	lipscombsports.edu	@LipscombMBB
North Alabama	Mike Ezekiel	roadlions.com	@UNAHOOOPS
North Florida	Brock Borgeson	unfospreys.com	@OspreysMBB
Queens	Austin Slough	queensathletics.com	@QueensMBB
Stetson	Nob Savard	gohatters.com	@StetsonMBB

AUSTIN PEAY BASKETBALL

BY THE NUMBERS: GOVS IN STATISTICAL RANKINGS

TEAM STATS (UPDATED FEB. 29)

CATEGORY	NCAA	ASUN	VALUE
Assist/Turnover Ratio (351 ranked)	120	4	1.23
Assists Per Game (351 ranked)	316	9	11.1
Bench Points per game (351 ranked)	301	9	14.6
Blocks Per Game (351 ranked)	255	10	2.9
Effective FG pct (351 ranked)	175	7	0.512
Fastbreak Points (351 ranked)	283	9	7.30
Field Goal Percentage (351 ranked)	200	7	44.3
Field Goal Percentage Defense (351 ranked)	298	8	45.7
Fouls Per Game (351 ranked)	209	7	17.2
Free Throw Attempts Per Game (351 ranked)	262	5	17.6
Free Throw Percentage (351 ranked)	305	10	67.7
Free Throws Made Per Game (351 ranked)	294	9	11.9
Rebound Margin (351 ranked)	259	8	-1.5
Rebounds (Defensive) Per Game (351 ranked)	313	10	23.07
Rebounds (Offensive) Per Game (351 ranked)	133	5	10.90
Rebounds Per Game (351 ranked)	263	8	33.97
Scoring Defense (351 ranked)	146	1	71.0
Scoring Margin (351 ranked)	179	5	2.0
Scoring Offense (351 ranked)	202	7	73.0
Steals Per Game (351 ranked)	89	3	7.4
Three Point Attempts Per Game (351 ranked)	157	7	22.3
Three Point Percentage (351 ranked)	44	2	36.8
Three Point Percentage Defense (351 ranked)	48	1	31.1
Three Pointers Per Game (351 ranked)	103	5	8.2
Turnover Margin (351 ranked)	35	1	2.8
Turnovers Forced Per Game (351 ranked)	194	3	11.73
Turnovers Per Game (351 ranked)	7	1	9.0

Bold indicates ASUN leader

Blue indicates NCAA leader

INDIVIDUAL STATS (UPDATED FEB. 29)

CATEGORY	PLAYER	NCAA	ASUN	VALUE
Assist/Turnover Ratio (350 ranked)	Demarcus Sharp	123	4	2.14
Assists (345 ranked)	Demarcus Sharp	145	7	109
Assists Per Game (347 ranked)	Demarcus Sharp	80	3	4.5
Blocks (335 ranked)	Hanesel Enmanuel	320	9	24
Double Doubles (208 ranked)	DeMarcus Sharp	137	4	5
Field Goal Attempts (343 ranked)	Demarcus Sharp	46	2	403
Field Goal Percentage (348 ranked)	Demarcus Sharp	236	8	44.2
Field Goals (345 ranked)	Demarcus Sharp	63	4	178
Free Throw Attempts (341 ranked)	Sai Witt	33	2	183
Free Throws (346 ranked)	Sai Witt	111	4	111
Minutes Per Game (349 ranked)	DeMarcus Sharp	7	1	37:20
Points (348 ranked)	Demarcus Sharp	276	10	409
Points Per Game (350 ranked)	Demarcus Sharp	121	3	17.0
Rebounds (349 ranked)	Demarcus Sharp	348	10	163
Rebounds (Def.) Per Game (348 ranked)	Demarcus Sharp	76	2	5.9
Rebounds (Off.) Per Game (347 ranked)	Sai Witt	92	5	2.7
Rebounds Per Game (350 ranked)	Demarcus Sharp	208	7	6.8
Steals (237 Ranked)	DeMarcus Sharp	68	2	51
Steals Per Game (342 ranked)	Demarcus Sharp	26	1	2.2
Three Point Attempts (315 Ranked)	Ja'Monta Black	10	2	243
	Dez White	166	10	164
Three Point Percentage (102 ranked)	Ja'Monta Black	26	2	40.7
Three Pointers Per Game	Ja'Monta Black	8	2	3.3
Total Three-Pointers (263 Ranked)	Ja'Monta Black	5	2	99
	Dezi Jones	171	10	61
	Dez White	255	11	55

Bold indicates ASUN leader

Blue indicates NCAA leader

RECORD VS. CONFERENCES

2023-24 Opponents' conferences in bold

American East	3-0
American (10-30)	
Memphis	4-20
Atlantic 10 (6-11)	
George Mason	0-3
Atlantic Sun (152-119)	
Bellarmine	12-7
Central Arkansas	3-1
Eastern Kentucky	65-57
Florida Gulf Coast	2-2
Jacksonville	1-3
Kennesaw State	1-1
Lipscomb	40-37
North Alabama	23-8
North Florida	4-3
Queens	1-2
Stetson	1-2
Atlantic Coast Conference	6-14
Big 12	2-14
Big East	2-8
Big Sky (4-1)	
Sacramenot State	1-0
Big South	2-4
Big Ten	3-12
Big West	1-0
Colonial	3-2
Conference USA (101-132)	
UTEP	0-1
Western Kentucky	14-44
Gulf Coast Athletic (1-0)	
Fisk	1-0
Horizon	23-17
Ivy League	0-0
Metro Atlantic Athletic	1-4
Mid-American (11-22)	
Ohio	2-3
Mid-Eastern	3-2
Missouri Valley (98-160)	
Murray State	46-95
Southern Illinois	7-11
Mountain West	3-5
Northeast	1-1
Ohio Valley (364-254)	
Tennessee State	52-33
Morehead State	56-60
Tenn. Tech (exhibition)	73-77
Pac-12	1-2
Patriot	0-2
River States (13-0)	
Midway	1-0
Southeastern	5-58
Southern	59-64
Southland	5-6
Southwestern Athletic	8-1
Southern States Athletic (5-0)	
Life	1-0
Summit League	3-3
Sun Belt (44-24)	
Appalachian State	0-1
West Coast (2-3)	
Western Athletic (0-5)	
Tarleton State	0-1

AUSTIN PEAY BASKETBALL

AROUND THE COUNTRY

COLLEGEINSIDER.COM MID-MAJOR TOP 25

	Team (1st-Place Votes)	Record	Points	Prev.	Conference
1	Saint Mary's (28)	23-6	769	1	West Coast
2	Gonzaga (2)	22-6	731	3	West Coast
3	Appalachian State	24-5	681	4	Sun Belt
4	Indiana State (1)	24-5	652	6	Missouri Valley
5	Princeton	21-3	649	5	Ivy League
6	James Madison	26-3	616	7	Sun Belt
7	McNeese	24-3	587	8	Southland
8	Grand Canyon	24-4	559	2	Western Athletic
9	Samford	25-4	502	11	Southern
10	Drake	23-6	485	9	Missouri Valley
11	High Point	23-6	424	10	Big South
12	Charleston	21-7	397	18	Coastal Athletic
13	Vermont	23-6	385	16	America East
14	Cornell	20-5	383	12	Ivy League
15	Yale	18-8	336	13	Ivy League
16	UC Irvine	20-8	335	14	Big West
17	San Francisco	22-7	302	15	West Coast
18	UNCW	20-7	202	19	Coastal Athletic
19	Bradley	20-9	190	25	Missouri Valley
20	Akron	20-7	181	17	Mid-American
21	Louisiana Tech	20-8	122	24	CUSA
22	Colgate	20-9	103	20	Patriot
23	UC San Diego	19-9	92	NR (41)	Big West
24	Oakland	19-10	73	21	Horizon
25	Sam Houston	17-11	60	NR (32)	CUSA

Others Receiving Votes: Toledo 48, Western Kentucky 43, Youngstown State 23, Morehead State 22, Santa Clara 18, Southern Illinois 17, Eastern Washington 17, UNCG 11, Eastern Kentucky 7, Fairfield 5, Chattanooga 5, Tarleton State 5, Troy 5, Western Carolina 5, Central Michigan 4, Texas A&M Corpus Christi 4, Norfolk State 4, Grambling 3, UMass Lowell 3, Hofstra 2, Merrimack 2, Seattle 2, South Dakota State 2, Green Bay 1, Montana 1

Updated: Feb. 26, 2023

ASUN opponents in **black**, nonconference opponents in *italics*

ASSOCIATED PRESS COACHES POLL

	Team (1st-Place Votes)	Record	Points	Prev.	Conference
1	Houston (53)	24-3	1540	2	Big 12
2	Purdue (4)	25-3	1460	3	Big Ten
3	UConn (5)	25-3	1459	1	Big East
4	Tennessee	21-6	1338	3	Southeastern
5	Marquette	21-6	1243	7	Big East
6	Arizona	21-6	1188	4	Pacific 12
7	Kansas	21-6	1156	9	Big 12
8	Iowa State	21-6	1155	6	Big 12
9	North Carolina	21-6	1130	10	Atlantic Coast
10	Duke	21-6	976	8	Atlantic Coast
11	Auburn	21-6	862	14	Southeastern
12	Creighton	20-8	738	15	Big East
13	Illinois	20-7	726	12	Big Ten
14	Alabama	19-8	695	13	Southeastern
15	Baylor	19-8	689	11	Big 12
16	Kentucky	19-8	649	17	Southeastern
17	Saint Mary's	23-6	646	18	West Coast
18	South Carolina	22-5	471	20	Southeastern
19	Washington State	21-7	361	21	Pacific 12
20	San Diego State	21-7	305	19	Mountain West
21	Dayton	21-5	261	16	Atlanti 10
22	Utah State	22-5	207	NR	Mountain West
23	Gonzaga	22-6	184	NR	West Coast
24	Florida	19-8	140	NR	Southeastern
25	South Florida	21-5	127	NR	American Athletic

Others Receiving Votes: BYU 93, Texas Tech 65, TCU 46, Clemson 45, Wake Forest 44, Wisconsin 42, Nevada 25, Colorado St. 20, New Mexico 10, FAU 8, Nebraska 7, Oklahoma 7, Mississippi St. 5, Appalachian St 3, Northwestern 1, Boise St. 1, Indiana St 1, McNeese St. 1, Loyola Chicago 1

Updated: Feb. 19, 2023

ASUN opponents in **black**, nonconference opponents in *bold*

AUSTIN PEAY BASKETBALL

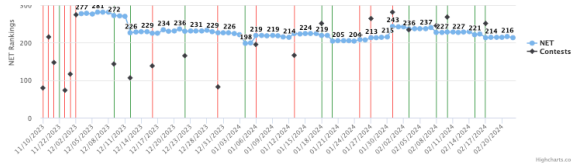
NCAA NET RANKINGS

ASUN NET RANKINGS

School	NET	Prev	Opp NET	WL	Conf	NonCon	Road	NET SOS	NET NC WL	Q1	Q2	Q3	Q4
Lipscomb	160	159	223	17-11	10-5	7-6	6-9	283	155	0-2	1-2	4-3	12-4
Eastern Ky.	195	197	217	14-12	12-3	2-9	4-9	237	65	0-2	0-2	2-4	12-4
Stetson	199	215	220	16-11	11-4	5-7	6-9	219	61	1-2	0-2	2-0	13-7
Austin Peay	218	222	208	13-14	9-6	4-8	4-11	273	151	0-1	1-2	2-8	10-3
FGCU	248	262	212	10-17	7-8	3-9	3-10	253	103	0-3	1-1	0-6	9-7
Kennesaw St.	251	253	232	12-14	6-9	6-5	4-10	347	304	0-0	0-2	1-5	11-7
North Ala.	255	256	216	11-16	7-8	4-8	3-12	248	118	0-3	0-2	1-5	10-6
North Florida	262	250	225	12-15	8-7	4-8	5-10	285	157	0-1	0-4	1-4	11-6
Queens (NC)	273	271	199	10-18	6-9	4-9	1-15	191	67	0-3	0-3	3-4	7-8
Jacksonville	283	276	230	11-15	5-10	6-5	2-13	230	87	0-4	0-0	0-3	11-8
Bellarmine	317	316	195	5-22	4-11	1-11	2-15	172	38	0-4	0-2	0-6	5-10
Central Ark.	343	344	232	7-22	5-10	2-12	4-13	324	284	0-2	0-0	1-8	6-12

Games through: Feb. 29, 2023

(NET only accounts for games against DI opponents)



Summary Report

Team	Conference	02/22/2024 Result	NET	Prev NET	Avg NET Win	Avg NET Loss	Avg Opp NET Rank	Avg Opp NET	WL	Conf. Record	Non-Conference Record	Road WL	NET SOS	NET NonConf SOS	Quadrant 1	Quadrant 2	Quadrant 3	Quadrant 4
Austin Peay	ASUN		213	216	257	173	253	210	12-13 (200)	8-5 (104)	4-4 (250)	4-11 (232)	266	143	0-1 (115)	1-2 (130)	1-7 (290)	10-3 (176)

Quadrant 1 (H: 1-30) (N: 1-50) (A: 1-75) (0-1)

ET	Rank	Date	Opponent	In Conf	Result
1		11/26/2023	App State		L 56-78

contests: (0-1)

Quadrant 2 (H: 31-75) (N: 51-100) (A: 76-135) (1-2)

NET Rank	Date	Opponent	In Conf	Result
79	11/10/2023	George Mason		L 49-67
82	12/30/2023	Memphis		L 70-81
106	12/12/2023	Southern Ill.		W 70-68

3 contests: (1-2)

Quadrant 3 (H: 76-160) (N: 101-200) (A: 136-240) (1-7)

NET Rank	Date	Opponent	In Conf	Result
116	11/29/2023	Morhead St.		L 50-61
138	12/16/2023	Western Ky.		L 64-65
143	12/09/2023	Murray St.		W 53-49
147	11/20/2023	Tarleton St. (San Juan Capistrano, CA 2023-24 MBBS SoCal Challenge)		L 59-66
166	01/13/2024	Lipscomb	Y	L 77-91
195	01/06/2024	Eastern Ky.	Y	L 59-69
215	11/17/2023	UTEP		L 63-71
220	01/25/2024	Stetson	Y	L 82-83

8 contests: (1-7)

Quadrant 4 (H: 161-362) (N: 201-362) (A: 241-362) (10-3)

NET Rank	Date	Opponent	In Conf	Result
165	12/22/2023	Ohio		W 71-67
166	02/24/2024 05:15 PM	Lipscomb	Y	
195	02/28/2024 08:00 PM	Eastern Ky.	Y	
234	02/03/2024	North Florida	Y	W 85-91 (2 OT)
245	02/08/2024	Kennesaw St.	Y	W 65-69
251	01/18/2024	North Ala.	Y	W 83-90 (1 OT)
251	02/17/2024	North Ala.	Y	W 67-79
264	01/27/2024	FGCU	Y	L 67-73
268	02/10/2024	Queens (NC)	Y	W 79-76
274	12/02/2023	Kennesaw St.		L 65-69
281	01/31/2024	Jacksonville	Y	L 43-63
322	03/01/2024 08:00 PM	Bellarmine	Y	
322	01/04/2024	Bellarmine	Y	W 64-68
333	11/22/2023	Sacramento St. (San Juan Capistrano, CA 2023-24 MBBS SoCal Challenge)		W 74-71
344	01/20/2024	Central Ark.	Y	W 94-71
344	02/15/2024	Central Ark.	Y	W 77-67

16 contests: (10-3)

on Division Opponents (3-4)

LAST 10 MEETINGS AGAINST THE SCHEDULE

- - Ohio Valley Conference game
- - OVC Tournament game
- ◆ - ASUN Conference game
- ▲ - NIT game
- ‡ - vacated NCAA Tournament

LIFE

Overall: 1-0
 Streak: Austin Peay - W1
 in Clarksville: 1-0
 in Matiette: 0-0
 at Neutral Sites: 0-0
 11/6/23 W, 90-72 H

GEORGE MASON

Overall: 0-3
 Streak: George Mason - W3
 in Clarksville: 0-0
 in Fairfax: 0-2
 at Neutral Sites: 0-1
 12/14/85 L, 62-84 N
 3/19/04 ▲ L, 60-66 A
 11/10/23 L, 45-67 A

FISK

Overall: 1-0
 Streak: Austin Peay - W1
 in Clarksville: 1-0
 at Nashville: 0-0
 at Neutral Sites: 0-0
 11/14/23 W, 79-52 H

UTEP

Overall: 0-1
 Streak: UTEP - W1
 in Clarksville: 0-0
 in El Paso: 0-1
 at Neutral Sites: 0-0
 11/17/23 L, 63-71 A

TARLETON STATE

Overall: 0-1
 Streak: Tarleton State - W1
 in Clarksville: 0-0
 in Stephenville: 0-0
 at Neutral Sites: 0-1
 11/20/23 L, 59-66 N

SACRAMENTO STATE

Overall: 1-0
 Streak: Austin Peay W1
 in Clarksville: 0-0
 in Sacramento: 0-0
 at Neutral Sites: 1-0
 11/17/23 W, 74-71 A

APPALACHIAN STATE

Overall: 0-1
 Streak: Appalachian State - W1
 in Clarksville: 0-0
 in Boone: 0-1
 at Neutral Sites: 0-0
 11/26/23 L, 58-78 A

MOREHEAD STATE

Overall: 56-60
 Streak: Morehead State - W4
 in Clarksville: 38-19
 in Morehead: 17-38
 at Neutral Sites: 3-4
 Last 10: 5-5
 Conf: 53-55 | Non-Conf: 0-0

First Meeting:

1/11/64 L, 76-85 A
 1/27/16 • L, 65-75 A
 1/19/17 • L, 82-89 H
 1/27/18 • W, 92-76 H
 1/5/19 • W, 81-67 H
 2/16/19 • W, 73-70 A
 3/7/19 ■ W, 95-81 N
 2/27/20 • W, 67-58 H
 2/6/21 • L, 74-75 A
 1/8/22 • L, 55-66 H
 2/5/22 • L, 52-77 A
 11/29/23 L, 50-61 H

TENNESSEE STATE

Overall: 52-33
 Streak: Tennessee State - W1
 in Clarksville: 33-8
 in Nashville: 13-24
 at Neutral Sites: 6-1
 Last 10: 6-4
 Conf: 38-24 | Non-Conf: 7-9

First Meeting:

1962-63 ◆ L, 94-119 N
 2/4/17 • L, 66-70 H
 1/18/18 • L, 56-70 A
 1/24/19 • W, 89-74 H
 1/23/20 • W, 99-74 H
 2/6/20 • L, 68-70 A
 12/30/20 • W, 68-59 A
 1/30/21 • W, 71-56 H
 1/22/22 • L, 61-65 A
 2/12/22 • W, 54-52 H
 12/3/22 W, 77-61 H
 12/2/23 L, 65-69 A

MIDWAY

Overall: 1-0
 Streak: Austin Peay - W1
 in Clarksville: 1-0
 in Midway: 0-0
 at Neutral Sites: 0-0
 12/5/23 W, 98-44 H

MURRAY STATE

Overall: 46-95
 Streak: Austin Peay - W1
 in Clarksville: 30-31
 in Murray: 11-53
 at Neutral Sites: 5-8
 Last 10: 2-8
 Conf: 39-86 | Non-Conf: 0-1

First Meeting:

1/5/42 L, 43-53 U
 2/14/19 • L, 71-73 H
 3/2/19 • L, 83-94 A
 2/13/20 • W, 71-68 H
 2/29/20 • L, 61-75 A
 3/6/20 ■ L, 61-73 N
 12/8/20 • L, 82-68 A
 12/21/20 • W, 74-70 H
 2/3/22 • L, 53-65 H
 2/17/22 • L, 56-91 A
 12/16/22 L, 60-68 A
 12/9/23 W, 53-49 H

SOUTHERN ILLINOIS

Overall: 7-11
 Streak: Austin Peay - W1
 in Clarksville: 5-2

in Carbondale: 2-8
 at Neutral Sites: 0-1

First Meeting:

1957-58 L, 71-89 A
 12/2/88 W, 115-90 H
 12/4/90 L, 71-85 A
 12/7/91 L, 73-81 H
 12/11/93 L, 86-94 A
 12/17/94 L, 72-77 H
 12/20/95 W, 78-65 A
 11/21/10 L, 65-72 A
 11/19/13 W, 72-70 H
 12/6/14 L, 49-71 A
 11/12/21 L, 55-73 A
 12/12/23 W, 70-68 A

WESTERN KENTUCKY

Overall: 14-44
 Streak: Western Kentucky - W12
 In Clarksville: 8-17
 In Bowling Green: 5-27
 at Neutral Sites: 1-0
 Last 10: 1-9
 Conf: 11-29 | Non-Conf: 5-26

First Meeting:

1/1/42 L, 34-42 H
 12/14/91 L, 67-86 A
 12/29/99 W, 72-68 N
 12/8/01 L, 75-77 H
 1/5/01 L, 73-75 A
 12/13/03 L, 59-75 A
 12/28/04 L, 80-87 H
 11/18/05 L, 54-83 A
 11/13/12 L, 54-74 A
 11/15/14 L, 70-77 A
 12/28/16 L, 92-97 A
 12/16/23 L, 64-65 A

OHIO

Overall: 2-3
 Streak: Austin Peay - W1
 in Clarksville: 1-1
 in Athens: 1-1
 at Neutral Sites: 0-1
 1956-57 L, 65-85 U
 11/22/08 L, 68-79 H
 12/9/09 W, 68-66 A
 11/24/18 L, 82-85 (OT) A
 12/22/23 W, 71-67 H

MEMPHIS

Overall: 4-20
 Streak: Memphis - W9
 in Clarksville: 3-2
 in Memphis: 1-17
 Last 10: 1-9
 at Neutral Sites: 0-1

First Meeting:

2/2/37 L, 31-43 U
 12/22/01 L, 68-109 A
 11/22/02 W, 81-80 A
 11/29/03 L, 60-74 A
 12/18/04 L, 66-71 A
 12/14/06 L, 63-88 A
 11/27/07 L, 82-104 A
 12/16/10 L, 68-70 A
 12/3/11 L, 60-91 A
 12/8/12 L, 65-83 A
 11/14/13 L, 69-95 A
 12/30/23 L, 70-81 A

BELLARMINE

Overall: 12-7
 Streak: Austin Peay - W1
 in Clarksville: 11-6
 in Louisville: 5-3
 at Neutral Sites: 0-1
 First Meeting:

1962-63 ◆ L, 86-96 N
 1/17/69 L, 83-94 H
 2/25/69 L, 73-98 A
 1/20/71 W, 88-87 A
 2/17/71 W, 93-71 H
 1/8/71 W, 120-75 H
 12/21/72 W, 94-82 N
 2/6/73 W, 100-97 A
 12/18/73 W, 97-64 H
 12/17/74 L, 55-67 A
 1/19/23 ◆ L, 45-56 H
 1/4/24 ◆ W, 84-68 A
 3/1/24 ◆ H

EASTERN KENTUCKY

Overall: 65-57
 Streak: Austin Peay - W1
 in Clarksville: 39-19
 in Richmond: 3-6
 at Neutral Sites: 3-5
 last 10: 5-5
 OVC: 59-51 | ASUN: 0-1

First Meeting:

1/9/64 • L, 60-69 A
 1/2/16 • L, 70-79 H
 2/1/17 • W, 83-81 (OT) A
 1/25/18 • W, 90-84 H
 1/3/19 • W, 93-75 H
 2/28/19 • L, 80-82 A
 2/15/20 • W, 93-85 H
 1/2/21 • L, 75-80 A
 2/4/21 • W, 94-79 H
 3/4/21 ■ L, 67-70 N
 1/21/23 ◆ L, 59-74 H
 1/6/24 ◆ L, 59-69 H
 2/28/24 ◆ W, 83-79 A

LIPSCOMB

Overall: 40-38
 Streak: Lipscomb - W5
 in Clarksville: 18-14
 in Nashville: 13-16
 at Neutral Sites: 1-2
 Unknown: 8-5
 Last 10: 1-9
 Conf: 0-3 | Non-Conf: 30-33

First Meeting:

1930-31 L, 13-28 U
 12/7/10 L, 70-73 H
 11/28/11 L, 59-67 A
 12/18/12 L, 84-87 H
 12/19/13 L, 83-88 H
 12/13/14 L, 59-68 H
 12/21/14 L, 63-69 A
 12/20/15 W, 92-84 A
 12/20/16 L, 85-99 H
 1/12/23 ◆ L, 65-87 H
 1/14/23 ◆ L, 72-86 A
 1/13/24 ◆ L, 77-91 A
 2/24/24 ◆ H

NORTH ALABAMA

Overall: 23-8
 Streak: Austin Peay - W2
 in Clarksville: 13-2
 in Florence: 10-6
 Last 10: 6-4
 Conf: 2-1 | Non-Conf: 21-7

First Meeting:

1/10/35 L, 28-32 H
 1959-60 W, 72-71 A
 1959-60 W, 88-81 H
 12/3/60 W, 85-77 H
 12/29/60 L, 79-83 H
 1/16/60 W, 84-79 A
 12/16/61 L, 85-88 A
 1/15/62 W, 77-70 H
 12/14/62 L, 95-98 A

1/14/63 W, 89-85 H
 2/9/23 ◆ L, 57-70 A
 1/18/24 ◆ W, 83-80 (OT) H
 2/17/24 ◆ W, 87-79 H

CENTRAL ARKANSAS

Overall: 3-1
 Streak: Austin Peay - W2
 in Clarksville: 2-0
 in Conway: 1-1
 Conf: 3-1 | Non-Conf: 0-0
 1/7/23 ◆ W, 86-62 H
 2/11/23 ◆ L, 69-76 A
 1/20/24 ◆ W, 94-74 A
 2/15/24 ◆ W, 77-67 H

STETSON

Overall: 1-2
 Streak: Stetson - W2
 in Clarksville: 0-0
 in DeLand: 1-2
 Conf: 0-1 | Non-Conf: 1-0
 12/20/76 W, 68-66 A
 2/22/23 ◆ L, 51-76 A
 1/25/24 ◆ L, 82083 H

FLORIDA GULF COAST

Overall: 2-2
 Streak: FGCU - W2
 in Clarksville: 1-0
 in Ft. Myers: 0-2
 at Neutral Sites: 0-1
 Conf: 1-1 | Non-Conf: 0-1
 11/23/07 W, 67-57 N
 1/5/23 ◆ W, 61-59 H
 2/24/23 ◆ L, 71-89 A
 1/27/24 ◆ L, 67-73 H

JACKSONVILLE

Overall: 1-3
 Streak: Jacksonville - W3
 in Clarksville: 0-1
 in Jacksonville: 1-1
 Conf: 0-1 | Non-Conf: 1-1
 3/10/73 ‡ W, 77-75 A
 1/5/74 L, 70-93 A
 2/16/23 ◆ L, 56-60 H
 1/31/24 ◆ L, 43-63 H

NORTH FLORIDA

Overall: 4-3
 Streak: Austin Peay - W2
 in Clarksville: 4-0
 in Jacksonville: 0-3
 Conf: 2-1 | Non-Conf: 2-2
 12/31/14 W, 65-60 H
 12/16/15 L, 70-80 A
 12/7/19 W, 90-83 H
 12/11/21 L, 84-91 A
 12/31/22 ◆ L, 85-90 (OT) A
 2/18/23 ◆ W, 73-71 H
 2/3/24 ◆ W, 95-91 (2OT) H

KENNESAW STATE

Overall: 1-1
 Streak: Austin Peay - W1
 in Clarksville: 1-0
 in Kennesaw: 0-1
 1/26/23 ◆ L, 57-87 A
 2/8/24 ◆ W, 85-69 H

QUEENS (N.C)

Overall: 1-2
 in Clarksville: 1-1
 in Charlotte: 0-1
 12/29/22 ◆ L, 77-81 A
 2/4/23 ◆ L, 69-70 H
 1/10/24 ◆ W, 79-76 H

AUSTIN PEAY BASKETBALL

NUMBERS BREAKDOWN

JUMP BALLS CONTROLLED (including OT)

Team	Count
Austin Peay	11
Opponents	19

WHO SCORED FIRST

Method	Count (Last)
Austin Peay	12 (EKU)
Opponent	19 (Lipscomb)

HOW THE GOVS SCORED FIRST

Method	Count
Free Throw	1
Jumper	12
Tip-in	1
Layup	11
Three-Pointer	5

GAMES AS LEADING SCORER

Player	23-24/Career
DeMarcus Sharp	12/12
Ja'Monta Black	6/6
Dezi Jones	6/6
Dez White	3/3
Sai Witt	3/3
Isaac Haney	2/2

GAMES AS LEADING REBOUNDER

Player	23-24/Career
DeMarcus Sharp	14/14
Sai Witt	7/7
Dezi Jones	3/3
Hansel Enmanuel	3/3
Ja'Monta Black	4/4
Daniel Loos	2/2
Sai Witt	1/1
Isaac Haney	1/1
Dez White	

GAMES AS ASSIST LEADER

Player	23-24/Career
DeMarcus Sharp	18/18
Dezi Jones	10/10
Ja'Monta Black	1/1
Daniel Loos	1/1
Dez White	1/1
JaVar Daniel	1/1
Isaac Haney	1/1
Hansel Enmanuel	1/1

DOUBLE-DOUBLES

Player	23-24/Career
DeMarcus Sharp	5/5
Sai Witt	3/3

DOUBLE-FIGURE SCORING

Player	23-24/Career
DeMarcus Sharp	22/22
Ja'Monta Black	18/18
Dezi Jones	18/18
Sai Witt	12/12
Dez White	9/9
Isaac Haney	9/9
Jalen Ware	1/1
JaVar Daniel	1/1

20-POINT GAMES

Player	23-24/Career
DeMarcus Sharp	10/10
Dezi Jones	8/8
Ja'Monta Black	7/7
Dez White	5/5
Isaac Haney	5/5
Sai Witt	4/4

30-POINT GAMES

Player	23-24/Career
DeMarcus Sharp	1/1
Sai Witt	1/1
Isaac Haney	1/1
Dezi Jones	1/1

5-ASSIST GAMES

Player	23-24/Career
DeMarcus Sharp	12/12
Dezi Jones	5/5
Dez White	1/1

5+ 3-POINTER GAMES

Player	23-24/Career
Ja'Monta Black	8/8
Dez White	2/2
Dezi Jones	1/1
Isaac Haney	1/1

5-STEAL GAMES

Player	23-24/Career
DeMarcus Sharp	1/1
Dezi Jones	1/1

3-BLOCK GAMES

Player	23-24/Career
Hansel Enmanuel	2/2
DeMarcus Sharp	2/2
Sai Witt	1/1
JaVar Daniel	1/1

THE GOVS WHEN...

FIELD GOAL SHOOTING	
APSU higher FG%	12-2
Opponent higher FG%	4-12
Shoot the same	0-0
Opponent shoots 45 percent or better	6-10
Opponent shoots below 45 percent	10-4
APSU shoots 45 percent or better	10-4
APSU shoots below 45 percent	5-10

FREE THROW SHOOTING

APSU attempts more FT	10-2
Opponent attempts more FT	4-10
Same number of FT attempts	2-0
APSU makes more FT	11-1
Opponent makes more FT	5-11
Same number of made FT	0-2

THREE POINT SHOOTING

APSU attempts more 3PT	10-7
Opponent attempts more 3PT	6-7
Same number of 3PT attempts	0-0
APSU makes more 3PT	12-6
Opponent makes more 3PT	4-7
Same number of 3PT made	0-1

REBOUNDING

Out-rebound their opponent	8-4
Out-rebounded by their opponent	7-10
Rebounding is equal	1-0

TURNOVERS

Commit fewer turnovers than opponent	13-9
Commit more turnovers than opponent	1-3
Commit same number of turnovers	2-2

HALFTIME SCORE

Leads at halftime	10-4
Trails at halftime	6-8
Tied at halftime	0-2

OVERTIME GAMES

In Overtime Games	2-0

RECORD BY JERSEY COLOR

White	7-3
Red	4-6
Black	5-5

RECORD BY MONTH

November	3-5
December	4-3
January	3-5
February	6-1
March	0-0

INSIDE THE POINTS

More points off turnovers	14-7
Fewer points off turnovers	1-7
Equal points off turnovers	1-0
More points in the paint	7-0
Fewer points in the paint	9-14
Equal points in the paint	0-0
More second-chance points	8-4
Fewer second-chance points	8-10
Equal second-chance points	0-0
More fast-break points	8-0
Fewer fast-break points	6-14
Equal fast-break points	2-0
More bench points	8-6
Fewer bench points	8-7
Equal bench points	0-0

WHEN GOVERNORS SCORE

Less than 60 points	1-6
60-69 points	0-4
70-79 points	6-2
80-89 points	5-2
90-99 points	4-0
100+ points	0-0

WHEN OPPONENTS SCORE

Less than 60 points	3-0
60-69 points	4-7
70-79 points	7-3
80-89 points	1-2
90-99 points	1-2
100+ points	0-0

RECORD BY DAY OF THE WEEK

Monday	1-1
Tuesday	3-0
Wednesday	2-2
Thursday	4-1
Friday	2-2
Saturday	5-7
Sunday	0-1
Weekday	12-6
Weekend	5-8

PLAYER SPECIFIC

DeMarcus Sharp 20+ points	5-5
DeMarcus Sharp 5+ assists	3-5
Ja'Monta Black 20+ points	6-1
Ja'Monta Black 5+ three-pointers	7-2

BY STATE

In Tennessee (16)	11-5
In Virginia (1)	0-1
In Texas (1)	0-1
In California (2)	1-1
In North Carolina (1)	0-1
In Illinois (1)	1-0
In Kentucky (3)	1-2
In Florida (3)	0-3
In Arkansas (1)	1-0
In Alabama (1)	1-0

MISC.

Afternoon Games (Begins 12-5:59 PM)	6-6
Night Games (Begins after 6 PM)	10-7
After a win	7-7
On a winning streak	5-3
After a loss	8-6
On a losing streak	4-3
When having a 10-0 scoring run	7-3
When allowing a 10-0 scoring run	2-7

AUSTIN PEAY BASKETBALL

SCORING BREAKDOWN

INSIDE THE POINTS - AUSTIN PEAY

Opponent	POINTS OFF					Ties	Lead Ch	W/L	Score	Leads Overcome/Lost
	T/O	2ndCh	Paint	FastB	Bench					
Life	9	9	22	20	15	0	1	W	90-72	13-Point Deficit Overcome - 1st - 7:22
George Mason	9	5	14	4	9	2	0	L	45-67	
Fisk	12	23	38	12	22	4	7	W	79-52	3-Point Deficit Overcome - 1st - 13:00
UTEP	20	7	20	3	14	0	0	L	63-71	
Tarleton State	11	8	24	2	11	2	4	L	59-66	8-Point Lead Lost - 1st - 10:32
Sacramento State	22	9	24	10	2	5	5	W	74-71	10-Point Deficit Overcome - 1st - 2:53
Appalachian State	14	8	22	3	15	2	3	L	58-78	2-Point Lead Lost - 1st - 16:28
Morehead State	14	2	12	4	7	7	6	L	50-61	4-Point Lead Lost - 1st - 1:56
Tennessee State	6	4	18	5	7	7	7	L	65-69	11-Point Lead Lost - 1st - 1:24
Midway	28	25	38	14	26	0	0	W	98-44	
Murray State	8	12	18	3	12	5	9	W	53-49	6-Point Lead Overcome - 1st - 17:36
Southern Illinois	8	11	26	10	9	9	4	W	70-68	12-Point Deficit Overcome - 1st - 5:08
Western Kentucky	9	2	16	1	17	4	0	L	64-65	
Ohio	10	7	28	5	22	7	9	W	71-67	3-Point Lead Overcome - 1st - 19:40
Memphis	11	17	24	8	23	4	8	L	70-81	1-Point Lead Lost - 2nd - 14:25
Bellarmino	11	15	28	2	21	0	0	W	84-68	
Eastern Kentucky	6	8	16	6	16	1	0	L	59-69	
Lipscomb	11	17	44	3	19	7	7	L	77-91	5-Point Lead Lost - 1st - 3:43
North Alabama	14	6	42	19	31	3	1	(OT) W	83-80	12-Point Deficit Overcome - 1st- 7:46
Central Arkansas	18	20	38	9	41	4	5	W	94-71	2-Point Deficit Overcome - 1st - 19:31
Stetson	14	11	28	12	36	13	11	L	82-83	6-Point Lead Lost - 1st - 12:22
Florida Gulf Coast	15	9	16	8	24	2	5	L	67-73	13-Point Lead Lost - 1st - 9:49
Jacksonville	14	6	16	2	18	3	1	L	43-62	3-Point Least Lost - 1st - 15:34
North Florida	14	16	44	4	4	6	2	(2OT) W	95-91	5-Point Deficit Overcome - 1OT - 1:06
Kennesaw State	14	7	20	2	2	1	0	W	85-69	
Queens	7	11	38	8	2	4	4	W	79-76	14-Point Deficit Overcome - 2nd - 10:02
Central Arkansas	24	11	20	25	4	6	9	W	77-67	5-Point Deficit Overcome - 2nd - 18:25
North Alabama	14	8	30	4	0	2	3	W	87-79	4-Point Deficit Overcome - 1st - 16:31
Lipscomb	7	7	46	4	0	9	16	L	85-90	10-Point Lead Lost - 1st - 14:20
Eastern Kentucky	11	13	40	7	10	8	3	W	83-79	9-Point Deficit Overcome - 1st - 2:01
Totals	385	306	810	219	429	127	130			
Average/Game	12.8	10.2	27.0	7.3	14.3	4.2	4.3			

AUSTIN PEAY BASKETBALL

STARTING FIVE SYNOPSIS

GAME-BY-GAME LINEUPS

Opponent (H/A/N)	G	G	G	G/F	F	First Substitution
Life (H)	DeMarcus Sharp	Ja'Monta Black	Dezi Jones	Dez White	Jonathan Dunn	Sai Witt
George Mason (A)	DeMarcus Sharp	Ja'Monta Black	Dezi Jones	Dez White	Daniel Loos	Sai Witt
Fisk (H)	DeMarcus Sharp	Ja'Monta Black	Dezi Jones	Dez White	Daniel Loos	Sai Witt
UTEP (A)	DeMarcus Sharp	Ja'Monta Black	Dezi Jones	Dez White	Daniel Loos	Sai Witt
Tarleton State (N)	DeMarcus Sharp	Ja'Monta Black	Dezi Jones	Dez White	Daniel Loos	Sai Witt
Sacramento State (N)	DeMarcus Sharp	Ja'Monta Black	Dez White	Sai Witt	Daniel Loos	Dezi Jones
Appalachian State (A)	DeMarcus Sharp	Ja'Monta Black	Dez White	Sai Witt	Daniel Loos	Dezi Jones / Hansel Enmanuel
Morehead State (H)	DeMarcus Sharp	Ja'Monta Black	Dez White	Hansel Enmanuel	Sai Witt	Dezi Jones
Tennessee State (A)	DeMarcus Sharp	Ja'Monta Black	Dez White	Hansel Enmanuel	Sai Witt	Dezi Jones / Daniel Loos
Midway (H)	DeMarcus Sharp	Ja'Monta Black	Dez White	Hansel Enmanuel	Daniel Loos	Jonathan Dun
Murray State (H)	DeMarcus Sharp	Ja'Monta Black	Dezi Jones	Dez White	Daniel Loos	Hansel Enmanuel
Southern Illinois (A)	DeMarcus Sharp	Ja'Monta Black	Dezi Jones	Dez White	Daniel Loos	Sai Witt / Hansel Enmanuel
Western Kentucky (A)	DeMarcus Sharp	Ja'Monta Black	Dezi Jones	Dez White	Daniel Loos	Sai Witt / Hansel Enmanuel
Ohio (H)	DeMarcus Sharp	Ja'Monta Black	Dezi Jones	Dez White	Daniel Loos	Isaac Haney
Memphis (A)	DeMarcus Sharp	Ja'Monta Black	Dezi Jones	Dez White	Daniel Loos	Isaac Haney / Jordan Wilmore
Bellarmine (A)	DeMarcus Sharp	Ja'Monta Black	Dezi Jones	Dez White	Sai Witt	Isaac Haney
Eastern Kentucky (A)	DeMarcus Sharp	Ja'Monta Black	Dezi Jones	Dez White	Sai Witt	Isaac Haney / Jordan Wilmore
Lipscomb (A)	DeMarcus Sharp	Ja'Monta Black	Dezi Jones	Isaac Haney	JaVar Daniel	Hansel Enmanuel
North Alabama (H)	DeMarcus Sharp	Ja'Monta Black	Dez White	Isaac Haney	JaVar Daniel	Daniel Loos
Central Arkansas (H)	DeMarcus Sharp	Ja'Monta Black	Dez White	Isaac Haney	JaVar Daniel	Sai Witt
Stetson (A)	DeMarcus Sharp	Ja'Monta Black	Dez White	Isaac Haney	JaVar Daniel	Sai Witt
Florida Gulf Coast (A)	DeMarcus Sharp	Ja'Monta Black	Dez White	Isaac Haney	Jordan Wilmore	Sai Witt
Jacksonville (A)	DeMarcus Sharp	Ja'Monta Black	Dez White	Isaac Haney	Jordan Wilmore	Sai Witt
North Florida (H)	Dezi Jones	Ja'Monta Black	Dez White	Isaac Haney	Sai Witt	Hansel Enmanuel
Kennesaw State (H)	Dezi Jones	Ja'Monta Black	Dez White	Isaac Haney	Sai Witt	Hansel Enmanuel
Queens (H)	Dezi Jones	Ja'Monta Black	Dez White	Isaac Haney	Sai Witt	Hansel Enmanuel
Central Arkansas (A)	Dezi Jones	Ja'Monta Black	Dez White	Isaac Haney	Sai Witt	Hansel Enmanuel
North Alabama (A)	Dezi Jones	Ja'Monta Black	Dez White	Isaac Haney	Sai Witt	Hansel Enmanuel
Lipscomb (H)	Dezi Jones	Ja'Monta Black	Dez White	Isaac Haney	Sai Witt	Jordan Wilmore
Eastern Kentucky (H)	Dezi Jones	Ja'Monta Black	Dez White	Isaac Haney	Sai Witt	DeMarcus Sharp

RECORD BY LINEUP

Guard	Guard	Guard	Guard/Forward	Forward	Record	Last
Jones	Black	White	Haney	Witt	6-1	W, 83-79, vs. ECU, Feb. 28
Sharp	Black	Jones	White	Loos	4-5	L, 70-81 at Memphis, Dec. 30
Sharp	Black	White	Haney	Daniel	2-1	L, 82-83 at Stetson, Jan. 25
Sharp	Black	White	Witt	Loos	1-1	L 58-78 at App State, Nov. 26
Sharp	Black	Jones	White	Witt	1-1	L, 59-69 at ECU, Jan. 6
Sharp	Black	White	Enmanuel	Witt	0-2	L 65-69 at Tenn. State, Dec. 2
Sharp	Black	Jones	White	Dunn	1-0	W 90-72 vs. Life, Nov. 6
Sharp	Black	White	Enmanuel	Loos	1-0	W 98-44 vs. Midway, Dec. 5
Sharp	Black	Jones	Haney	Daniel	0-1	L, 77-91 at Lipscomb, Jan. 13
Sharp	Black	Jones	Haney	Wilmore	0-2	L, 43-63 at Jacksonville, Jan. 31

AUSTIN PEAY BASKETBALL

COMBINED STATS

Game Records

Record	Overall	Home	Away	Neutral
ALL GAMES	16-14	11-2	4-11	1-1
CONFERENCE	9-6	6-1	3-5	0-0
NON-CONFERENCE	7-8	5-1	1-6	1-1

Score by Periods

Team	1st	2nd	OT	TOT
Austin Peay	1035	1118	36	2189
Opponents	1026	1075	29	2130

Team Box Score

No.	Player				Total		3-Point		F-Throw		Rebounds											
		GP-GS	MIN	AVG	FG-FGA	FG%	3FG-3FGA	3FG%	FT-FTA	FT%	OFF	DEF	TOT	AVG	PF	DQ	A	TO	BLK	STL	PTS	AVG
0	SHARP, Demarcus	24-23	896:02	37.3	178-403	.442	1-15	.067	52-74	.703	22	141	163	6.8	55	0	109	51	22	52	409	17.0
11	JONES, Dezi	30-20	884:48	29.5	143-341	.419	61-161	.379	57-70	.814	19	84	103	3.4	60	0	91	59	3	43	404	13.5
4	BLACK, Ja'Monta	30-30	1053:44	35.1	119-285	.418	99-243	.407	38-51	.745	14	100	114	3.8	51	0	23	17	2	29	375	12.5
3	HANEY, Isaac	18-13	522:48	29.0	67-157	.427	28-73	.384	52-69	.754	16	48	64	3.6	49	2	21	17	0	15	214	11.9
1	WITT, Sai	29-13	604:02	20.8	116-220	.527	0-1	.000	111-183	.607	79	75	154	5.3	79	2	20	49	13	13	343	11.8
2	WHITE, Dez	30-29	954:23	31.8	77-211	.365	55-164	.335	26-29	.897	29	63	92	3.1	60	0	34	18	2	31	235	7.8
8	WARE, Jalen	9-0	89:34	10.0	13-21	.619	1-3	.333	8-13	.615	12	10	22	2.4	11	0	3	2	2	2	35	3.9
5	DANIEL, Javar	8-4	56:07	7.0	9-29	.310	1-8	.125	5-9	.556	3	10	13	1.6	5	0	6	1	6	1	24	3.0
6	LOOS, Daniel	27-12	344:59	12.8	27-45	.600	0-0	.000	1-10	.100	39	45	84	3.1	58	5	11	14	4	19	55	2.0
24	ENMANUEL, Hansel	28-3	436:02	15.6	26-39	.667	0-0	.000	2-10	.200	34	48	82	2.9	42	0	11	5	24	12	54	1.9
32	WILMORE, Jordan	15-2	129:48	8.7	11-23	.478	0-0	.000	0-1	.000	11	23	34	2.3	27	0	0	5	7	2	22	1.5
14	DUNN, Jonathan	16-1	86:32	5.4	7-15	.467	0-0	.000	3-6	.500	6	4	10	0.6	19	1	2	11	1	3	17	1.1
10	BLACK, Harrison	5-0	16:12	3.2	0-1	.000	0-1	.000	2-2	1.000	0	1	1	0.2	0	0	1	1	0	0	2	0.4
Team											43	40	83					19				
Total		30	6075		793-1790	.443	246-669	.368	357-527	.677	327	692	1019	34.0	516	10	332	269	86	222	2189	73.0
Opponents		30	6075		762-1669	.457	194-624	.311	412-590	.698	310	754	1064	35.5	463	5	374	352	100	132	2130	71.0

Team Statistics

	APSU	OPP
Scoring	2189	2130
Points per game	73.0	71.0
Scoring margin	+2.0	-
Field goals-att	793-1790	762-1669
Field goal pct	.443	.457
3 point fg-att	246-669	194-624
3-point FG pct	.368	.311
3-pt FG made per game	8.2	6.5
Free throws-att	357-527	412-590
Free throw pct	.677	.698
F-Throws made per game	11.9	13.7
Rebounds	1019	1064
Rebounds per game	34.0	35.5
Rebounding margin	-1.5	-
Assists	332	374
Assists per game	11.1	12.5
Turnovers	269	352
Turnovers per game	9.0	11.7
Turnover margin	+2.8	-
Assist/turnover ratio	1.2	1.1
Steals	222	132
Steals per game	7.4	4.4
Blocks	86	100
Blocks per game	2.9	3.3
Winning streak	1	-
Home win streak	1	-
Attendance	37855	49381
Home games-Avg/Game	13-2912	15-3292
Neutral site-Avg/Game	-	2-169

Team Results

Date	Opponent		Score	Att.
11/06/2023	Life (GA)	W	90-72	2013
11/10/2023	at George Mason	L	45-67	4295
11/14/2023	Fisk	W	79-52	1051
11/17/2023	at UTEP	L	63-71	4871
11/20/2023	vs Tarleton St.	L	59-66	113
11/22/2023	vs Sacramento St.	W	74-71	224
11/26/2023	at App State	L	58-78	1298
11/29/2023	Morehead St.	L	50-61	1003
12/02/2023	at Tennessee St.	L	65-69	4564
12/05/2023	Midway	W	98-44	1067
12/09/2023	Murray St.	W	53-49	5808
12/12/2023	at Southern Ill.	W	70-68	4463
12/16/2023	at Western Ky.	L	64-65	3109
12/22/2023	Ohio	W	71-67	3031
12/30/2023	at Memphis	L	70-81	12018
01/04/2024	at Bellarmine	W	84-68	2749
01/06/2024	at Eastern Ky.	L	59-69	3153
01/13/2024	at Lipscomb	L	77-91	2082
01/18/2024	North Ala.	Wot	83-80	2914
01/20/2024	Central Ark.	W	94-71	4313
01/25/2024	at Stetson	L	82-83	939
01/27/2024	at FGCU	L	67-73	2034
01/31/2024	at Jacksonville	L	43-63	791
02/03/2024	North Florida	Wot2	95-91	3312
02/08/2024	Kennesaw St.	W	85-69	2032
02/10/2024	Queens (NC)	W	79-76	3333
02/15/2024	at Central Ark.	W	77-67	1025
02/17/2024	at North Ala.	W	87-79	1990
02/24/2024	Lipscomb	L	85-90	5681
02/28/2024	Eastern Ky.	W	83-79	2297

AUSTIN PEAY BASKETBALL

POINTS-REBOUNDS-ASSISTS

Opponent	Date	Score		0	1	2	3	4	5	6	8	10	11	14
				SHARP,DEMA	WITT,SAI	WHITE,DEZ	HANEY,ISAA	BLACK,JA'M	DANIEL,JAV	LOOS,DANIE	WARE,JALEN	BLACK,HARR	JONES,DEZI	DUNN,JONAT
Life (GA)	11/06/2023	90-72	W	10-10-7	7-3-0	11-1-5	DNP	27-4-0	DNP	4-8-0	4-2-1	0-0-0	23-3-4	4-0-0
at George Mason	11/10/2023	45-67	L	23-13-2	1-1-0	5-2-1	DNP	6-1-0	DNP	2-2-0	6-6-1	DNP	0-2-1	0-1-0
Fisk	11/14/2023	79-52	W	14-10-7	7-6-0	26-4-2	DNP	3-7-3	DNP	2-5-0	11-3-0	0-0-0	12-3-2	DNP
at UTEP	11/17/2023	63-71	L	14-6-7	4-0-0	14-1-1	DNP	13-5-1	DNP	4-4-1	4-5-0	DNP	4-2-2	6-2-1
vs Tarleton St.	11/20/2023	59-66	L	17-4-6	7-7-1	6-2-0	DNP	16-7-0	DNP	6-6-0	2-1-0	DNP	3-1-0	2-1-0
vs Sacramento St.	11/22/2023	74-71	W	33-9-3	21-11-0	8-7-0	DNP	6-2-0	DNP	4-2-1	0-0-0	DNP	2-2-0	0-0-0
at App State	11/26/2023	58-78	L	22-4-5	5-5-0	3-4-0	DNP	11-2-1	DNP	2-7-1	3-2-1	0-0-0	10-3-0	0-0-0
Morehead St.	11/29/2023	50-61	L	20-4-4	6-3-0	6-1-0	DNP	9-1-0	DNP	0-4-1	DNP	DNP	7-2-1	0-0-0
at Tennessee St.	12/02/2023	65-69	L	19-6-7	9-4-0	5-5-1	DNP	19-7-0	DNP	2-5-0	DNP	DNP	3-0-3	2-2-0
Midway	12/05/2023	98-44	W	18-10-3	DNP	22-4-4	DNP	20-3-2	DNP	4-6-4	5-3-0	2-1-0	16-3-6	3-2-1
Murray St.	12/09/2023	53-49	W	20-9-4	8-5-0	0-1-0	DNP	9-4-0	DNP	2-4-0	DNP	DNP	10-2-1	DNP
at Southern Ill.	12/12/2023	70-68	W	12-4-3	7-5-1	7-2-2	DNP	22-2-2	DNP	8-6-1	DNP	DNP	12-8-7	DNP
at Western Ky.	12/16/2023	64-65	L	14-9-6	9-1-0	12-4-1	0-0-0	3-3-0	DNP	2-3-0	DNP	DNP	16-3-4	DNP
Ohio	12/22/2023	71-67	W	21-4-4	8-4-0	6-2-0	14-5-1	11-4-1	DNP	0-6-1	DNP	DNP	11-7-1	DNP
at Memphis	12/30/2023	70-81	L	6-6-6	6-2-1	11-1-3	8-4-1	6-3-0	4-2-1	4-2-0	0-0-0	DNP	20-9-5	DNP
at Bellarmine	01/04/2024	84-68	W	11-9-6	11-9-0	6-1-1	13-3-0	14-2-1	DNP	DNP	DNP	DNP	21-5-5	DNP
at Eastern Ky.	01/06/2024	59-69	L	22-6-0	2-0-0	2-4-0	13-3-0	0-3-2	0-0-0	1-3-0	DNP	DNP	17-3-4	DNP
at Lipscomb	01/13/2024	77-91	L	23-8-4	5-3-0	10-2-3	5-0-0	13-6-0	15-5-4	2-3-1	DNP	DNP	2-1-1	0-1-0
North Ala.	01/18/2024	83-80	Wot	20-8-5	18-5-0	2-0-1	24-6-3	1-3-2	5-3-0	4-2-0	DNP	DNP	7-2-2	DNP
Central Ark.	01/20/2024	94-71	W	20-4-4	27-8-3	2-4-1	11-7-1	20-4-0	0-0-0	0-1-0	DNP	DNP	11-3-3	DNP
at Stetson	01/25/2024	82-83	L	16-11-6	14-7-0	8-5-1	1-1-1	21-0-1	0-1-1	0-1-0	DNP	DNP	20-3-1	DNP
at FGCU	01/27/2024	67-73	L	16-5-7	11-4-3	8-1-2	5-5-0	14-2-0	DNP	DNP	DNP	DNP	13-2-2	DNP
at Jacksonville	01/31/2024	43-63	L	8-0-2	8-8-0	2-2-0	2-3-2	11-0-0	0-1-0	2-1-0	DNP	DNP	8-2-0	DNP
North Florida	02/03/2024	95-91	Wot2	DNP	30-7-0	9-4-1	9-3-3	21-5-2	DNP	0-1-0	DNP	DNP	22-8-8	DNP
Kennesaw St.	02/08/2024	85-69	W	DNP	18-8-4	14-3-1	6-5-2	27-8-1	DNP	0-0-0	DNP	0-0-1	18-3-6	0-0-0
Queens (NC)	02/10/2024	79-76	W	DNP	18-7-1	6-4-0	21-5-1	5-6-1	DNP	0-0-0	DNP	DNP	27-4-4	0-1-0
at Central Ark.	02/15/2024	77-67	W	DNP	10-11-1	5-2-1	12-2-1	21-3-2	0-1-0	0-1-0	DNP	DNP	25-4-2	0-0-0
at North Ala.	02/17/2024	87-79	W	DNP	17-10-1	7-6-0	32-1-2	11-3-0	DNP	DNP	DNP	DNP	20-6-7	0-0-0
Lipscomb	02/24/2024	85-90	L	DNP	23-5-2	7-9-2	16-5-1	9-7-0	DNP	0-1-0	DNP	DNP	30-3-4	0-0-0
Eastern Ky.	02/28/2024	83-79	W	10-4-1	26-5-2	5-4-0	22-6-2	6-7-1	DNP	0-0-0	DNP	DNP	14-4-5	0-0-0

Opponent	Date	Score		24	32
				ENMANUEL,H	WILMORE,JO
Life (GA)	11/06/2023	90-72	W	0-0-0	DNP
at George Mason	11/10/2023	45-67	L	2-4-1	DNP
Fisk	11/14/2023	79-52	W	4-5-1	DNP
at UTEP	11/17/2023	63-71	L	0-4-0	DNP
vs Tarleton St.	11/20/2023	59-66	L	0-0-0	DNP
vs Sacramento St.	11/22/2023	74-71	W	0-3-0	DNP
at App State	11/26/2023	58-78	L	2-2-1	DNP
Morehead St.	11/29/2023	50-61	L	2-2-1	DNP
at Tennessee St.	12/02/2023	65-69	L	6-7-0	DNP
Midway	12/05/2023	98-44	W	8-10-1	DNP
Murray St.	12/09/2023	53-49	W	4-9-1	DNP
at Southern Ill.	12/12/2023	70-68	W	2-2-0	DNP
at Western Ky.	12/16/2023	64-65	L	2-3-1	6-6-0
Ohio	12/22/2023	71-67	W	0-0-0	DNP
at Memphis	12/30/2023	70-81	L	3-5-1	2-3-0
at Bellarmine	01/04/2024	84-68	W	0-2-0	8-5-0
at Eastern Ky.	01/06/2024	59-69	L	2-3-0	0-2-0
at Lipscomb	01/13/2024	77-91	L	2-1-0	0-0-0
North Ala.	01/18/2024	83-80	Wot	2-2-0	0-0-0
Central Ark.	01/20/2024	94-71	W	3-5-0	0-1-0
at Stetson	01/25/2024	82-83	L	2-5-1	0-3-0
at FGCU	01/27/2024	67-73	L	0-0-0	0-3-0
at Jacksonville	01/31/2024	43-63	L	0-1-2	2-3-0
North Florida	02/03/2024	95-91	Wot2	4-2-0	DNP
Kennesaw St.	02/08/2024	85-69	W	0-0-0	2-3-0
Queens (NC)	02/10/2024	79-76	W	0-0-0	2-0-0
at Central Ark.	02/15/2024	77-67	W	4-5-0	0-3-0
at North Ala.	02/17/2024	87-79	W	0-0-0	0-2-0
Lipscomb	02/24/2024	85-90	L	DNP	0-0-0
Eastern Ky.	02/28/2024	83-79	W	DNP	DNP

AUSTIN PEAY BASKETBALL

STATS SUMMARY (SEASON/CONFERENCE)

Summary

Player	Overall Statistics										Conference Statistics									
	GP-GS	MIN/G	FG%	3FG%	FT%	R/G	A/G	STL	BLK	PTS/G	GP-GS	MIN/G	FG%	3FG%	FT%	R/G	A/G	STL	BLK	PTS/G
SHARP, Demarcus	24-23	37.3	.442	.067	.703	6.8	4.5	52	22	17.0	9-8	38.4	.485	.200	.813	6.1	3.9	13	6	16.2
JONES, Dezi	30-20	29.5	.419	.379	.814	3.4	3.0	43	3	13.5	15-10	32.3	.474	.458	.808	3.5	3.6	22	1	17.0
BLACK, Ja'Monta	30-30	35.1	.418	.407	.745	3.8	0.8	29	2	12.5	15-15	36.8	.423	.418	.719	3.9	0.9	14	0	12.9
HANEY, Isaac	18-13	29.0	.427	.384	.754	3.6	1.2	15	0	11.9	15-13	31.8	.429	.391	.783	3.7	1.3	14	0	12.8
WITT, Sai	29-13	20.8	.527	.000	.607	5.3	0.7	13	13	11.8	15-9	24.7	.592	.000	.583	6.5	1.1	8	7	15.9
WHITE, Dez	30-29	31.8	.365	.335	.897	3.1	1.1	31	2	7.8	15-14	31.0	.366	.317	.875	3.4	0.9	18	1	6.2
WARE, Jalen	9-0	10.0	.619	.333	.615	2.4	0.3	2	2	3.9	0-0	0.0	.000	.000	.000	0.0	0.0	0	0	0.0
DANIEL, Javar	8-4	7.0	.310	.125	.556	1.6	0.8	1	6	3.0	7-4	6.6	.318	.167	.556	1.6	0.7	1	3	2.9
LOOS, Daniel	27-12	12.8	.600	.000	.100	3.1	0.4	19	4	2.0	12-0	4.9	.444	.000	.250	1.2	0.1	1	1	0.8
ENMANUEL, Hansel	28-3	15.6	.667	.000	.200	2.9	0.4	12	24	1.9	13-0	12.4	.563	.000	.250	2.0	0.2	4	7	1.5
WILMORE, Jordan	15-2	8.7	.478	.000	.000	2.3	0.0	2	7	1.5	13-2	7.6	.412	.000	.000	1.9	0.0	2	7	1.1
DUNN, Jonathan	16-1	5.4	.467	.000	.500	0.6	0.1	3	1	1.1	7-0	1.9	.000	.000	.000	0.3	0.0	1	0	0.0
BLACK, Harrison	5-0	3.2	.000	.000	1.000	0.2	0.2	0	0	0.4	1-0	2.4	.000	.000	.000	0.0	1.0	0	0	0.0
Totals	30		.443	.368	.677	34.0	11.1	222	86	73.0	15		.465	.395	.688	32.9	10.8	98	33	78.7
Opponent	30		.457	.311	.698	35.5	12.5	132	100	71.0	15		.492	.359	.687	34.7	12.1	63	63	76.6

Scoring

Player	Overall Statistics								Conference Statistics							
	FG-FGA	FG%	3FG-3FGA	3FG%	FT-FTA	FT%	PTS	PTS/G	FG-FGA	FG%	3FG-3FGA	3FG%	FT-FTA	FT%	PTS	PTS/G
SHARP, Demarcus	178-403	.442	1-15	.067	52-74	.703	409	17.0	66-136	.485	1-5	.200	13-16	.813	146	16.2
JONES, Dezi	143-341	.419	61-161	.379	57-70	.814	404	13.5	90-190	.474	33-72	.458	42-52	.808	255	17.0
BLACK, Ja'Monta	119-285	.418	99-243	.407	38-51	.745	375	12.5	60-142	.423	51-122	.418	23-32	.719	194	12.9
HANEY, Isaac	67-157	.427	28-73	.384	52-69	.754	214	11.9	60-140	.429	25-64	.391	47-60	.783	192	12.8
WITT, Sai	116-220	.527	0-1	.000	111-183	.607	343	11.8	84-142	.592	0-0	.000	70-120	.583	238	15.9
WHITE, Dez	77-211	.365	55-164	.335	26-29	.897	235	7.8	30-82	.366	19-60	.317	14-16	.875	93	6.2
WARE, Jalen	13-21	.619	1-3	.333	8-13	.615	35	3.9	0-0	.000	0-0	.000	0-0	.000	0	0.0
DANIEL, Javar	9-29	.310	1-8	.125	5-9	.556	24	3.0	7-22	.318	1-6	.167	5-9	.556	20	2.9
LOOS, Daniel	27-45	.600	0-0	.000	1-10	.100	55	2.0	4-9	.444	0-0	.000	1-4	.250	9	0.8
ENMANUEL, Hansel	26-39	.667	0-0	.000	2-10	.200	54	1.9	9-16	.563	0-0	.000	1-4	.250	19	1.5
WILMORE, Jordan	11-23	.478	0-0	.000	0-1	.000	22	1.5	7-17	.412	0-0	.000	0-1	.000	14	1.1
DUNN, Jonathan	7-15	.467	0-0	.000	3-6	.500	17	1.1	0-0	.000	0-0	.000	0-0	.000	0	0.0
BLACK, Harrison	0-1	.000	0-1	.000	2-2	1.000	2	0.4	0-0	.000	0-0	.000	0-0	.000	0	0.0
Totals	793-1790	.443	246-669	.368	357-527	.677	2189	73.0	417-896	.465	130-329	.395	216-314	.688	1180	78.7
Opponent	762-1669	.457	194-624	.311	412-590	.698	2130	71.0	423-859	.492	103-287	.359	200-291	.687	1149	76.6

Totals

Player	Overall Statistics										Conference Statistics									
	O-REB	D-REB	TOTAL	PF	FO	A	TO	A/TO	HI	PTS	O-REB	D-REB	TOTAL	PF	FO	A	TO	A/TO	HI	PTS
SHARP, Demarcus	22	141	163	55	0	109	51	2.1	33		8	47	55	20	0	35	12	2.9	23	
JONES, Dezi	19	84	103	60	0	91	59	1.5	30		11	42	53	31	0	54	31	1.7	30	
BLACK, Ja'Monta	14	100	114	51	0	23	17	1.4	27		7	52	59	28	0	13	5	2.6	27	
HANEY, Isaac	16	48	64	49	2	21	17	1.2	32		14	41	55	43	2	19	13	1.5	32	
WITT, Sai	79	75	154	79	2	20	49	0.4	30		49	48	97	45	1	17	36	0.5	30	
WHITE, Dez	29	63	92	60	0	34	18	1.9	26		14	37	51	29	0	14	6	2.3	14	
WARE, Jalen	12	10	22	11	0	3	2	1.5	11		0	0	0	0	0	0	0	0.0	0	
DANIEL, Javar	3	10	13	5	0	6	1	6.0	15		3	8	11	5	0	5	1	5.0	15	
LOOS, Daniel	39	45	84	58	5	11	14	0.8	8		8	6	14	15	1	1	2	0.5	4	
ENMANUEL, Hansel	34	48	82	42	0	11	5	2.2	8		11	15	26	18	0	3	2	1.5	4	
WILMORE, Jordan	11	23	34	27	0	0	5	0.0	8		9	16	25	20	0	0	2	0.0	8	
DUNN, Jonathan	6	4	10	19	1	2	11	0.2	6		1	1	2	3	0	0	2	0.0	0	
BLACK, Harrison	0	1	1	0	0	1	1	1.0	2		0	0	0	0	0	1	0	1.0	0	
Totals	327	692	1019	516	10	332	269	1.2	98		164	330	494	257	4	162	120	1.4	95	
Opponent	310	754	1064	463	5	374	352	1.1	91		157	363	520	255	4	182	156	1.2	91	

AUSTIN PEAY BASKETBALL

CATEGORY LEADERS

Points

##	Player	G	Pts	Pts/G
0	Sharp, Demarcus	24	409	17.0
11	Jones, Dezi	30	404	13.5
4	Black, Ja'Monta	30	375	12.5
1	Witt, Sai	29	343	11.8
2	White, Dez	30	235	7.8
3	Haney, Isaac	18	214	11.9
6	Loos, Daniel	27	55	2.0
24	Enmanuel, Hansel	28	54	1.9
8	Ware, Jalen	9	35	3.9
5	Daniel, Javar	8	24	3.0
32	Wilmore, Jordan	15	22	1.5
14	Dunn, Jonathan	16	17	1.1
10	Black, Harrison	5	2	0.4

Scoring Average

##	Player	G	Pts	Pts/G
0	Sharp, Demarcus	24	409	17.0
11	Jones, Dezi	30	404	13.5
4	Black, Ja'Monta	30	375	12.5
3	Haney, Isaac	18	214	11.9
1	Witt, Sai	29	343	11.8
2	White, Dez	30	235	7.8
8	Ware, Jalen	9	35	3.9
5	Daniel, Javar	8	24	3.0
6	Loos, Daniel	27	55	2.0
24	Enmanuel, Hansel	28	54	1.9
32	Wilmore, Jordan	15	22	1.5
14	Dunn, Jonathan	16	17	1.1
10	Black, Harrison	5	2	0.4

Field Goal Percentage

##	Player	FG	Att	Pct
24	Enmanuel, Hansel	26	39	.667
8	Ware, Jalen	13	21	.619
6	Loos, Daniel	27	45	.600
1	Witt, Sai	116	220	.527
32	Wilmore, Jordan	11	23	.478
14	Dunn, Jonathan	7	15	.467
0	Sharp, Demarcus	178	403	.442
3	Haney, Isaac	67	157	.427
11	Jones, Dezi	143	341	.419
4	Black, Ja'Monta	119	285	.418
2	White, Dez	77	211	.365
5	Daniel, Javar	9	29	.310

Field Goal Attempts

##	Player	G	Att	Att/G
0	Sharp, Demarcus	24	403	16.8
11	Jones, Dezi	30	341	11.4
4	Black, Ja'Monta	30	285	9.5
1	Witt, Sai	29	220	7.6
2	White, Dez	30	211	7.0

Field Goals Made

##	Player	G	Made	Made/G
0	Sharp, Demarcus	24	178	7.4
11	Jones, Dezi	30	143	4.8
4	Black, Ja'Monta	30	119	4.0
1	Witt, Sai	29	116	4.0
2	White, Dez	30	77	2.6

3-Point FG Percentage

##	Player	3FG	Att	Pct
4	Black, Ja'Monta	99	243	.407
3	Haney, Isaac	28	73	.384
11	Jones, Dezi	61	161	.379
2	White, Dez	55	164	.335
8	Ware, Jalen	1	3	.333
5	Daniel, Javar	1	8	.125
0	Sharp, Demarcus	1	15	.067

3-Point FG Attempts

##	Player	G	Att	Att/G
4	Black, Ja'Monta	30	243	8.1
2	White, Dez	30	164	5.5
11	Jones, Dezi	30	161	5.4
3	Haney, Isaac	18	73	4.1
0	Sharp, Demarcus	24	15	0.6

3-Point FG Made

##	Player	G	Made	Made/G
4	Black, Ja'Monta	30	99	3.3
11	Jones, Dezi	30	61	2.0
2	White, Dez	30	55	1.8
3	Haney, Isaac	18	28	1.6
0	Sharp, Demarcus	24	1	0.0

CATEGORY LEADERS (CONTINUED)

Free Throw Percentage

##	Player	Made	Att	Pct
10	Black, Harrison	2	2	1.000
2	White, Dez	26	29	.897
11	Jones, Dezi	57	70	.814
3	Haney, Isaac	52	69	.754
4	Black, Ja'Monta	38	51	.745
0	Sharp, Demarcus	52	74	.703
8	Ware, Jalen	8	13	.615
1	Witt, Sai	111	183	.607
5	Daniel, Javar	5	9	.556
14	Dunn, Jonathan	3	6	.500
24	Enmanuel, Hansel	2	10	.200
6	Loos, Daniel	1	10	.100

Rebounds

##	Player	G	Reb	Reb/G
0	Sharp, Demarcus	24	163	6.8
1	Witt, Sai	29	154	5.3
4	Black, Ja'Monta	30	114	3.8
11	Jones, Dezi	30	103	3.4
2	White, Dez	30	92	3.1

Rebounds Average

##	Player	G	Reb	Reb/G
0	Sharp, Demarcus	24	163	6.8
1	Witt, Sai	29	154	5.3
4	Black, Ja'Monta	30	114	3.8
3	Haney, Isaac	18	64	3.6
11	Jones, Dezi	30	103	3.4

Offensive Rebounds

##	Player	G	OReb	OReb/G
1	Witt, Sai	29	79	2.7
6	Loos, Daniel	27	39	1.4
24	Enmanuel, Hansel	28	34	1.2
2	White, Dez	30	29	1.0
0	Sharp, Demarcus	24	22	0.9

Defensive Rebounds

##	Player	G	DReb	DReb/G
0	Sharp, Demarcus	24	141	5.9
4	Black, Ja'Monta	30	100	3.3
11	Jones, Dezi	30	84	2.8
1	Witt, Sai	29	75	2.6
2	White, Dez	30	63	2.1

Free Throw Attempts

##	Player	G	Att	Att/G
1	Witt, Sai	29	183	6.3
0	Sharp, Demarcus	24	74	3.1
11	Jones, Dezi	30	70	2.3
3	Haney, Isaac	18	69	3.8
4	Black, Ja'Monta	30	51	1.7

Free Throws Made

##	Player	G	Made	Made/G
1	Witt, Sai	29	111	3.8
11	Jones, Dezi	30	57	1.9
0	Sharp, Demarcus	24	52	2.2
3	Haney, Isaac	18	52	2.9
4	Black, Ja'Monta	30	38	1.3

Assists

##	Player	G	Ast	Ast/G
0	Sharp, Demarcus	24	109	4.5
11	Jones, Dezi	30	91	3.0
2	White, Dez	30	34	1.1
4	Black, Ja'Monta	30	23	0.8
3	Haney, Isaac	18	21	1.2

Steals

##	Player	G	Stl	Stl/G
0	Sharp, Demarcus	24	52	2.2
11	Jones, Dezi	30	43	1.4
2	White, Dez	30	31	1.0
4	Black, Ja'Monta	30	29	1.0
6	Loos, Daniel	27	19	0.7

Blocked Shots

##	Player	G	Blk	Blk/G
24	Enmanuel, Hansel	28	24	0.9
0	Sharp, Demarcus	24	22	0.9
1	Witt, Sai	29	13	0.4
32	Wilmore, Jordan	15	7	0.5
5	Daniel, Javar	8	6	0.8

Minutes

##	Player	G	Min	Min/G
4	Black, Ja'Monta	30	1054	35:07
2	White, Dez	30	954	31:49
0	Sharp, Demarcus	24	896	37:20
11	Jones, Dezi	30	885	29:30
1	Witt, Sai	29	604	20:50

AUSTIN PEAY BASKETBALL

GAME-BY-GAME

				Total		3-Pointers		Free throws		Rebounds											
Opponent	Date	Score		FG-FGA	PCT	3FG-3FGA	PCT	FT-FTA	PCT	OFF	DEF	TOT	AVG	PF	A	TO	BLK	STL	PTS	AVG	
Life (GA)	11/06/2023	90-72	W	31-66	.470	17-41	.415	11-22	.500	7	27	34	34.0	17	17	5	2	11	90	90.0	
at George Mason	11/10/2023	45-67	L	17-59	.288	3-19	.158	8-10	.800	12	23	35	34.5	23	6	11	3	10	45	67.5	
Fisk	11/14/2023	79-52	W	32-68	.471	10-27	.370	5-8	.625	14	29	43	37.3	11	15	8	6	10	79	71.3	
at UTEP	11/17/2023	63-71	L	22-55	.400	6-20	.300	13-20	.650	10	22	32	36.0	25	13	14	2	15	63	69.3	
vs Tarleton St.	11/20/2023	59-66	L	23-54	.426	6-12	.500	7-8	.875	12	21	33	35.4	14	7	15	1	6	59	67.2	
vs Sacramento St.	11/22/2023	74-71	W	23-54	.426	4-15	.267	24-32	.750	13	24	37	35.7	23	4	12	6	7	74	68.3	
at App State	11/26/2023	58-78	L	24-66	.364	5-16	.313	5-7	.714	15	19	34	35.4	14	9	11	2	9	58	66.9	
Morehead St.	11/29/2023	50-61	L	19-50	.380	6-17	.353	6-11	.545	4	15	19	33.4	20	7	10	3	7	50	64.8	
at Tennessee St.	12/02/2023	65-69	L	24-54	.444	7-20	.350	10-16	.625	11	26	37	33.8	24	11	17	3	5	65	64.8	
Midway	12/05/2023	98-44	W	37-66	.561	13-32	.406	11-15	.733	14	31	45	34.9	13	21	10	4	11	98	68.1	
Murray St.	12/09/2023	53-49	W	20-59	.339	5-21	.238	8-10	.800	11	27	38	35.2	9	6	4	3	4	53	66.7	
at Southern Ill.	12/12/2023	70-68	W	28-59	.475	9-23	.391	5-9	.556	8	22	30	34.8	16	16	6	7	7	70	67.0	
at Western Ky.	12/16/2023	64-65	L	24-57	.421	8-23	.348	8-11	.727	6	29	35	34.8	15	12	9	1	6	64	66.8	
Ohio	12/22/2023	71-67	W	25-52	.481	6-18	.333	15-24	.625	9	25	34	34.7	15	8	7	3	4	71	67.1	
at Memphis	12/30/2023	70-81	L	27-75	.360	11-36	.306	5-10	.500	17	22	39	35.0	20	18	10	7	12	70	67.3	
at Bellarmine	01/04/2024	84-68	W	27-65	.415	12-32	.375	18-23	.783	14	27	41	35.4	13	13	5	3	4	84	68.3	
at Eastern Ky.	01/06/2024	59-69	L	22-57	.386	5-18	.278	10-13	.769	7	22	29	35.0	23	6	8	3	9	59	67.8	
at Lipscomb	01/13/2024	77-91	L	31-68	.456	5-19	.263	10-16	.625	11	20	31	34.8	14	13	7	3	3	77	68.3	
North Ala.	01/18/2024	83-80	Wot	28-59	.475	4-11	.364	23-39	.590	6	26	32	34.6	26	13	6	5	6	83	69.1	
Central Ark.	01/20/2024	94-71	W	36-66	.545	10-21	.476	12-17	.706	14	26	40	34.9	14	12	7	3	8	94	70.3	
at Stetson	01/25/2024	82-83	L	30-73	.411	11-24	.458	11-14	.786	19	22	41	35.2	19	12	6	2	3	82	70.9	
at FGCU	01/27/2024	67-73	L	25-55	.455	10-25	.400	7-12	.583	8	16	24	34.7	16	14	12	2	10	67	70.7	
at Jacksonville	01/31/2024	43-63	L	17-50	.340	5-26	.192	4-9	.444	9	13	22	34.1	14	6	9	3	8	43	69.5	
North Florida	02/03/2024	95-91	Wot2	37-71	.521	13-28	.464	8-19	.421	15	19	34	34.1	17	14	6	0	9	95	70.5	
Kennesaw St.	02/08/2024	85-69	W	26-50	.520	13-27	.481	20-31	.645	9	24	33	34.1	17	15	13	2	5	85	71.1	
Queens (NC)	02/10/2024	79-76	W	29-52	.558	6-15	.400	15-22	.682	8	20	28	33.8	19	7	6	2	4	79	71.4	
at Central Ark.	02/15/2024	77-67	W	21-59	.356	11-25	.440	24-28	.857	12	25	37	34.0	18	7	7	0	13	77	71.6	
at North Ala.	02/17/2024	87-79	W	27-52	.519	10-18	.556	23-26	.885	9	21	30	33.8	16	10	9	1	5	87	72.2	
Lipscomb	02/24/2024	85-90	L	33-61	.541	9-25	.360	10-16	.625	9	24	33	33.8	10	9	12	1	5	85	72.6	
Eastern Ky.	02/28/2024	83-79	W	28-58	.483	6-15	.400	21-29	.724	14	25	39	34.0	21	11	7	3	6	83	73.0	
Total		2189		793-1790	.443	246-669	.368	357-527	.677	327	692	1019	34.0	516	332	269	86	222	2189	73.0	
Opponents		2130		762-1669	.457	194-624	.311	412-590	.698	310	754	1064	35.5	463	374	352	100	132	2130	71.0	

Austin Peay Averages

Games Played	Points/game	FG Pct	3FG Pct	FT Pct	Rebounds/game	Assists/game	Turnovers/game	Assist/Turnover ratio	Steals/game	Blocks/game
30	73.0	44.3	36.8	67.7	34.0	11.1	9.0	1.2	7.4	2.9

AUSTIN PEAY BASKETBALL

OPPONENT GAME-BY-GAME

				Total		3-Pointers		Free throws		Rebounds											
Opponent	Date	Score		FG-FGA	PCT	3FG-3FGA	PCT	FT-FTA	PCT	OFF	DEF	TOT	AVG	PF	A	TO	BLK	STL	PTS	AVG	
Life (GA)	11/06/2023	90-72	W	28-61	.459	7-27	.259	9-15	.600	9	34	43	43.0	17	12	16	1	0	72	72.0	
at George Mason	11/10/2023	45-67	L	21-53	.396	7-25	.280	18-25	.720	13	31	44	43.5	15	10	11	1	4	67	69.5	
Fisk	11/14/2023	79-52	W	20-53	.377	2-15	.133	10-12	.833	5	25	30	39.0	6	13	11	3	4	52	63.7	
at UTEP	11/17/2023	63-71	L	26-47	.553	5-18	.278	14-31	.452	9	26	35	38.0	19	21	21	2	9	71	65.5	
vs Tarleton St.	11/20/2023	59-66	L	26-57	.456	7-24	.292	7-9	.778	9	17	26	35.6	9	13	10	3	7	66	65.6	
vs Sacramento St.	11/22/2023	74-71	W	20-52	.385	10-29	.345	21-32	.656	11	20	31	34.8	23	11	16	2	6	71	66.5	
at App State	11/26/2023	58-78	L	29-57	.509	9-23	.391	11-12	.917	9	28	37	35.1	11	15	13	7	7	78	68.1	
Morehead St.	11/29/2023	50-61	L	21-41	.512	7-21	.333	12-19	.632	9	30	39	35.6	12	11	19	1	3	61	67.3	
at Tennessee St.	12/02/2023	65-69	L	21-54	.389	3-18	.167	24-35	.686	13	22	35	35.6	15	9	11	0	5	69	67.4	
Midway	12/05/2023	98-44	W	16-56	.286	3-29	.103	9-13	.692	11	18	29	34.9	16	10	18	1	5	44	65.1	
Murray St.	12/09/2023	53-49	W	19-51	.373	7-25	.280	4-8	.500	7	30	37	35.1	14	11	10	2	1	49	63.6	
at Southern Ill.	12/12/2023	70-68	W	23-53	.434	6-17	.353	16-18	.889	10	25	35	35.1	13	15	10	2	3	68	64.0	
at Western Ky.	12/16/2023	64-65	L	23-58	.397	6-22	.273	13-18	.722	10	28	38	35.3	9	14	9	4	5	65	64.1	
Ohio	12/22/2023	71-67	W	21-56	.375	8-26	.308	17-21	.810	13	24	37	35.4	17	14	8	2	4	67	64.3	
at Memphis	12/30/2023	70-81	L	25-61	.410	4-18	.222	27-31	.871	15	33	48	36.3	12	13	13	6	6	81	65.4	
at Bellarmine	01/04/2024	84-68	W	26-58	.448	8-18	.444	8-11	.727	7	26	33	36.1	18	12	9	3	3	68	65.6	
at Eastern Ky.	01/06/2024	59-69	L	24-52	.462	2-12	.167	19-31	.613	13	30	43	36.5	13	10	10	3	3	69	65.8	
at Lipscomb	01/13/2024	77-91	L	36-58	.621	9-19	.474	10-15	.667	4	28	32	36.2	11	20	9	10	5	91	67.2	
North Ala.	01/18/2024	83-80	Wot	28-61	.459	3-15	.200	21-31	.677	12	33	45	36.7	29	9	15	4	1	80	67.8	
Central Ark.	01/20/2024	94-71	W	28-63	.444	5-18	.278	10-16	.625	14	18	32	36.5	13	11	12	2	5	71	68.0	
at Stetson	01/25/2024	82-83	L	28-56	.500	10-30	.333	17-26	.654	11	24	35	36.4	13	16	7	2	5	83	68.7	
at FGCU	01/27/2024	67-73	L	26-51	.510	8-17	.471	13-17	.765	11	24	35	36.3	14	10	15	2	7	73	68.9	
at Jacksonville	01/31/2024	43-63	L	23-48	.479	10-21	.476	7-8	.875	10	23	33	36.2	11	14	12	3	3	63	68.7	
North Florida	02/03/2024	95-91	Wot2	34-58	.586	7-18	.389	16-22	.727	9	25	34	36.1	17	11	12	6	4	91	69.6	
Kennesaw St.	02/08/2024	85-69	W	24-58	.414	8-25	.320	13-18	.722	13	21	34	36.0	19	13	13	1	8	69	69.6	
Queens (NC)	02/10/2024	79-76	W	26-51	.510	5-14	.357	19-27	.704	10	21	31	35.8	21	10	7	3	3	76	69.8	
at Central Ark.	02/15/2024	77-67	W	26-63	.413	4-18	.222	11-20	.550	16	29	45	36.1	24	9	14	5	4	67	69.7	
at North Ala.	02/17/2024	87-79	W	28-57	.491	9-20	.450	14-16	.875	8	18	26	35.8	19	10	7	5	5	79	70.0	
Lipscomb	02/24/2024	85-90	L	38-64	.594	11-26	.423	3-4	.750	3	24	27	35.5	13	21	7	3	4	90	70.7	
Eastern Ky.	02/28/2024	83-79	W	28-61	.459	4-16	.250	19-29	.655	16	19	35	35.5	20	6	7	11	3	79	71.0	
Total		2130		762-1669	.457	194-624	.311	412-590	.698	310	754	1064	35.5	463	374	352	100	132	2130	71.0	
Austin Peay		2189		793-1790	.443	246-669	.368	357-527	.677	327	692	1019	34.0	516	332	269	86	222	2189	73.0	

Opponents Averages

Games Played	Points/game	FG Pct	3FG Pct	FT Pct	Rebounds/game	Assists/game	Turnovers/game	Assist/Turnover ratio	Steals/game	Blocks/game
30	71.0	45.7	31.1	69.8	35.5	12.5	11.7	1.1	4.4	3.3

COREY GIPSON

Position: Head Coach • **Alma Mater:** Austin Peay, 2004

Experience: 1st Season at Austin Peay **Career Record:** 38-25

Corey Gipson is coming home.

Vice President and Director of Athletics Gerald Harrison announced that Gipson has been named the 14th head men's basketball coach in Austin Peay State University history, March 2023

Gipson, a two-time Austin Peay graduate who played at Austin Peay for two seasons (2002-04) and worked as an assistant coach for Dave Loos for three seasons (2012-15), was the head coach at Northwestern State during the 2022-23 season. In his head coaching debut, Gipson turned around a Demons program that won nine games the year prior his arrival. He led the Demons to a 22-9 record, a win at then-No. 15 TCU, and a No. 2 seed in the Southland Conference Tournament.

In his lone year at Northwestern State, Gipson is a finalist for the Ben Jobe Award, which is presented annually to the nation's top Division I minority coach. He also is a finalist for the Hugh Durham Coach of the Year Award, which is annually given to the top DI mid-major head coach, and the Joe B. Hall Award, which is annually presented to the top first-time head coach at the DI level.

Gipson led the Demons to their first 20-win season in a decade and became the first coach in program history to win 20 games during their debut season. Gipson's 64-63 win at TCU, Nov. 14, also was the program's first win against an Associated Press Top 25 team since the 2006 NCAA Men's Basketball Championship.

Gipson's squad made its mark on the defensive end during the 2022-23 season, leading the Southland in scoring defense (72.1 ppg). The Demons ranked 37th in the NCAA in steals per game (8.3) and turnovers forced per game (14.8) – ranking fourth in the Southland in both categories. Northwestern State also took care of the basketball better than any team in the Southland, leading the league in fewest turnovers per game (11.9) while ranking second in the conference and 34th in Division I in turnover margin (+2.9).

Gipson also helped Northwestern State senior guard DeMarcus Sharp earn 2023 Southland Conference Player of the Year, Newcomer of the Year, and First Team All-Conference honors during his time in Natchitoches. Sharp also is a finalist for the Lou Henson Award, which is annually given to the top Division I mid-major basketball player. Sharp averaged 19.5 points per game during the 2022-23 season, which led the Southland and ranked 35 in the NCAA. Sharp also ranked 31st in the NCAA in assists (165), 41st in assists per game (5.0), and 31st in steals (64) – he ranked second in Southland in all three categories.

Under Gipson, Ja'Monta Black also earned Second Team All-Southland Conference recognition and proved to be one of the nation's top three-point shooters. During the 2022-23 season, Black ranked fourth in the NCAA in three-pointers per game (3.81), fourth in total threes made (122), and third in three-pointers attempted (326) – he led the Southland in all three categories.

Before his time at Northwestern State, Gipson spent seven years at Missouri State and was the Bears' associate head coach for six of those seasons. The Bears won 13 games during Gipson's first year in Springfield, before averaging 17.8 wins per season during his six years after being promoted to associate head coach.

In Gipson's last year at Missouri State, the Bears went 23-11 overall and 13-5 in the Missouri Valley Conference to earn a No. 2 seed in the conference tournament. Missouri State fell in the MVC Tournament semifinals before receiving a bid to play top-seeded Oklahoma in the National Invitational Tournament.

During his time at Missouri State, Gipson coached three MVC Newcomers of the Year – Dequon Miller, Alize Johnson, and Tulio Da Silva – to go along with 10 All-MVC selections, seven MVC All-Newcomer Team selections, three MVC All-Freshman Team selections, four MVC All-Defensive Team selections, two MVC All-Bench Team selections, two MVC Most-Improved Team selections, and three MVC Scholar-Athlete Team selections.

Before coaching at Missouri State, Gipson was an assistant coach and recruiting coordinator at Austin Peay for three seasons. During that stint in Clarksville, Gipson helped develop 2013 Ohio Valley Conference Freshman of the Year Chris Horton, who finished his career as one of just 13 DI players to score 1,500 points, grab 1,000 rebounds, and block 300 shots. Horton holds the Austin Peay record with 325 blocked shots, ranks second in program history with 1,261 rebounds, and ranks sixth in scoring with 1,705 points.

Before coaching at his alma mater, Gipson three years at UNC Greensboro and served as the associate head coach for the final two seasons. Gipson began his coaching career at DII Virginia State, where he worked as an assistant coach for longtime Austin Peay assistant coach Tony Collins, who recruited Gipson to APSU.

As a player at Austin Peay, Gipson was a two-year starter at point guard, helping the Govs become the top defensive team in the OVC in 2002-03 and 2003-04. The Govs went 45-18 in his two seasons and Gipson never lost a game in the Winfield Dunn Center, with the Govs going 27-0 at home during his time in Clarksville.

In his first game at Austin Peay, Gipson scored a team-high 19 points and led the Governors to an upset win at Memphis, beating the Tigers, 81-80, in overtime at the Memphis Pyramid. The Govs went 23-8 in Gipson's first season, winning the 2003 OVC Regular-Season and Tournament Championships before falling to Louisville, 86-64, in the first round of the NCAA Men's Basketball Championship.

Gipson averaged 7.7 points, 2.1 assists, and 2.3 rebounds per game during his Austin Peay career while knocking down 94 three-pointers and shooting 34.1 percent from three-point range.





DEMARCUS SHARP

6-2 | Graduate Student | Guard

Columbia, Missouri | Charleston HS | Northwestern State

PLAYER NOTES

- Four-time ASUN Newcomer of the Week, first Gov to receive the award numerous times in program history.
- Returned to the Governors' lineup against ECU (Feb. 28), after missing six games with an upper-body injury. Scored all 10 of his points in his return in the second half, of which he went 5-for-5 from the field in.
- Began his Austin Peay career by scoring in double figures in 15-straight games, and, after scoring six at No. 18 Memphis, scored at least 10 points in seven straight.
- Leads Austin Peay with 10 20-point games, and has been the Governors leading scorer 12 times.
- Has paced the Govs in assists 19 times, with a season-high seven assists five times.
- Was named to the 2023 SoCal Challenge Sand Division All-Tournament Team after averaging 21.3 points, 6.3 rebounds, 5.3 assists, and 2.7 steals per game.
- Scored 33 points in a SoCal Challenge victory against Sacramento State, the most points by a Gov this season and since Terry Taylor, Jan. 8, 2021.
- The 2022-23 Southland Conference Player and Newcomer of the Year, in addition to being a First Team and All-Defensive Team selection.
- Reigning Lou Henson Award Finalist for best Mid-Major Division I Men's Basketball Player.
- Averaged 19.5 points, 5.0 rebounds, 5.0 assists per game while recording 64 steals and 26 blocks.
- Prior to arriving at Northwestern State, spent his previous two seasons at Missouri State where Gipson was the Associate Head Coach.
- Began his career in the JUCO ranks. Earned a NJCAA All-America honors as a sophomore at Colby Community College where he was the Jayhawk Conference West Offensive and Defensive Player of the Year after averaging 16.5 points, 5.6 assists, and 4.7 rebounds per game.



CAREER HIGHS

Points

40, at TAMU-CC (2/25/23)*

Rebounds

13, George Mason (11/10)

Assists

10, Lamar (1/28/23)*

Steals

6, at New Orleans (1/21/23)*

Blocks

3, 2 times mr at SIU (12/12)

FG Made

15, 2 times, m.r. TAMU-CC (3/8/23)*

FG Attempts

31, TAMU-CC (3/8/23)*

3FG Made

4, at Lamar (2/4/23)*

3FG Attempts

5, Texas A&M (12/27/22)*

FT Made

16, 2 times m.r. TAMU-CC (2/25/23)*

FT Attempts

17, 3 times, m.r. CSUS (11/22/23)

*Previous four-year university
4-year universities only

SEASON HIGHS

Points

33, vs. Sac State (11/22/23)

Rebounds

13, George Mason (11/10/23)

Assists

7, 5 times, mr. at FGCU (1/27/24)

Steals

5, at UTEP (11/17/23)

Blocks

3, 2 times m.r. at SIU (12/12)

FG Made

11, 2 times mr at Lip (1/13/24)

FG Attempts

24, 3 times mr vs. Morehead (11/10/23)

3FG Made

1, at Stetson (1/25/24)

3FG Attempts

2, 2 times mr at SIU (12/12/23)

FT Made

13, vs. Sac. State (11/22/23)

FT Attempts

17, vs. Sac State (11/22/23)

#0 SHARP, Demarcus

Opponent	Date	GS	MIN	Total		3-Pointers		Free throws		Rebounds				PF	A	TO	BLK	STL	PTS	AVG
				FG-FGA	PCT	3FG-3FGA	PCT	FT-FTA	PCT	OFF	DEF	TOT	AVG							
Life (GA)	11/06/2023	*	37:55	5-9	.556	0-0	.000	0-0	.000	0	10	10	10.0	2	7	0	1	4	10	10.0
at George Mason	11/10/2023	*	39:50	8-24	.333	0-1	.000	7-7	1.000	3	10	13	11.5	4	2	4	2	4	23	16.5
Fisk	11/14/2023	*	33:40	7-17	.412	0-2	.000	0-0	.000	0	10	10	11.0	2	7	0	1	1	14	15.7
at UTEP	11/17/2023	*	34:46	5-13	.385	0-1	.000	4-6	.667	0	6	6	9.8	2	7	7	1	5	14	15.3
vs Tarleton St.	11/20/2023	*	37:53	8-16	.500	0-0	.000	1-1	1.000	0	4	4	8.6	2	6	5	0	1	17	15.6
vs Sacramento St.	11/22/2023	*	40:00	10-15	.667	0-0	.000	13-17	.765	2	7	9	8.7	4	3	2	0	2	33	18.5
at App State	11/26/2023	*	36:23	11-24	.458	0-1	.000	0-0	.000	1	3	4	8.0	2	5	4	0	4	22	19.0
Morehead St.	11/29/2023	*	40:00	9-24	.375	0-0	.000	2-6	.333	0	4	4	7.5	2	4	2	0	2	20	19.1
at Tennessee St.	12/02/2023	*	35:35	9-23	.391	0-0	.000	1-3	.333	2	4	6	7.3	3	7	6	3	2	19	19.1
Midway	12/05/2023	*	31:08	8-13	.615	0-1	.000	2-4	.500	2	8	10	7.6	2	3	0	1	2	18	19.0
Murray St.	12/09/2023	*	40:00	8-23	.348	0-1	.000	4-5	.800	0	9	9	7.7	0	4	2	0	2	20	19.1
at Southern Ill.	12/12/2023	*	34:41	6-19	.316	0-2	.000	0-1	.000	1	3	4	7.4	3	3	3	1	12	18.5	
at Western Ky.	12/16/2023	*	38:53	7-20	.350	0-0	.000	0-0	.000	0	9	9	7.5	1	6	1	1	3	14	18.2
Ohio	12/22/2023	*	38:29	8-15	.533	0-1	.000	5-8	.625	0	4	4	7.3	3	4	3	2	2	21	18.4
at Memphis	12/30/2023	*	31:19	3-12	.250	0-0	.000	0-0	.000	3	3	6	7.2	3	6	0	1	4	6	17.5
at Bellarmine	01/04/2024	*	40:00	4-10	.400	0-0	.000	3-3	1.000	0	9	9	7.3	2	6	1	0	1	11	17.1
at Eastern Ky.	01/06/2024	*	40:00	10-17	.588	0-1	.000	2-2	1.000	1	5	6	7.2	3	0	3	0	1	22	17.4
at Lipscomb	01/13/2024	*	38:44	11-18	.611	0-0	.000	1-2	.500	2	6	8	7.3	3	4	1	0	0	23	17.7
North Ala.	01/18/2024	*	43:11	8-20	.400	0-0	.000	4-6	.667	1	7	8	7.3	4	5	0	2	2	20	17.8
Central Ark.	01/20/2024	*	34:32	10-15	.667	0-0	.000	0-0	.000	1	3	4	7.2	0	4	1	0	2	20	18.0
at Stetson	01/25/2024	*	40:00	7-19	.368	1-1	1.000	1-1	1.000	1	10	11	7.3	2	6	1	1	1	16	17.9
at FGCU	01/27/2024	*	40:00	7-16	.438	0-1	.000	2-2	1.000	1	4	5	7.2	1	7	0	0	4	16	17.8
at Jacksonville	01/31/2024	*	39:22	4-13	.308	0-2	.000	0-0	.000	0	0	0	6.9	2	2	4	1	1	8	17.3
Eastern Ky.	02/28/2024		29:41	5-8	.625	0-0	.000	0-0	.000	1	3	4	6.8	3	1	1	2	1	10	17.0
Totals			23 896:02	178-403	.442	1-15	.067	52-74	.703	22	141	163	6.8	55	109	51	22	52	409	17.0

Player Averages

Games Played	Minutes/game	Points/game	FG Pct	3FG Pct	FT Pct	Rebounds/game	Assists/game	Turnovers/game	Assist/Turnover ratio	Steals/game	Blocks/game
24	37.3	17.0	44.2	6.7	70.3	6.8	4.5	2.1	2.1	2.2	0.9

CAREER STATS

				Field Goals		3-Point		F-Throws		Rebounds												Scoring	
SEASON	TEAM	GP-GS	MIN/AVG	FG-FGA	FG%	3FG-3FGA	3FG%	FT-FTA	FT%	OFF	DEF	TOT	AVG	PF-FO	A	TO	BLK	STL	PTS	AVG			
2020-21	MOST	21-12	656/31.3	70-139	.504	10-31	.323	22-31	.710	15	73	88	4.2	49-1	77	36	11	15	172	8.2			
2021-22	MOST	8-5	174/21.7	15-36	.417	3-11	.273	7-14	.500	3	24	27	3.4	11-0	32	10	2	6	40	5.0			
2022-23	NW	33-33	1135/34.4	251-544	.461	29-53	.547	113-140	.807	30	134	164	5.0	80-1	165	82	26	64	644	19.5			
2023-24	APSU	24-23	896/37.3	178-403	.442	1-15	.067	52-74	.703	22	141	163	6.8	55-0	109	51	22	52	409	17.0			
TOTAL FOR APSU		24-23	896/37.3	178-403	.442	1-15	.067	52-74	.703	22	141	163	6.8	55-0	109	51	22	52	409	17.0			
TOTAL		86-73	2862/33.3	514-1122	.458	43-110	.391	194-259	.749	70	372	442	5.1	195-2	383	179	61	137	1265	14.7			

1

SAI WITT

6-8 | Graduate Student | Forward

Kansas City, Missouri | Raytown South HS | Lincoln (Mo.)

PLAYER NOTES

- Has had two double-doubles in his last three games.
- Has scored 10+ in seven-straight games, averaging 20.3 points per game in that span.
- Career-high 30 points in the Govs' double-overtime victory against North Florida, Feb. 3
- Made a career-high 12 field goals in that win against the Ospreys
- First Governor off the bench 11 times this season in his 15 appearances off the bench
- Has scored in double figures in four of his last five games.
- Scored a season-high 27 points, which also is the second-most of his career, in a home victory against Central Arkansas.
- Earned his first start as a Gov against Sacramento State where he posted a 21-point, 11-rebound outing in a win against the Hornets and now has made two-straight starts at the four.
- Scored seven points and grabbed three rebounds in 12 minutes against Life in the season opener.
- Spent his sophomore and senior seasons at Lincoln University of Missouri where he started 38-of-40 games.
- Averaged 15.9 points and 8.0 rebounds per game as a sophomore while shooting 56.6 percent from the field.
- Was a finalist for the Black College Sports Network Division II Player of the Year Award during his sophomore season. Also was named Second team All-Mid America Intercollegiate Athletics Association.
- Averaged 13.5 points and 7.6 rebounds per game as a senior.
- Sat out his junior season after returning to LUM midway through his junior season after transferring to UTRGV.
- Began his collegiate career at Kansas City Kansas Community College where he averaged 19.2 points



CAREER HIGHS

Points

33, vs UNF (2/3/24)

Rebounds

13, vs. Emporia St. (12/17/20)*

Assists

6, at Neb.-Kearney (2/20/21)*

Steals

3, 4 times

Blocks

3, at Newman (2/11/21)*

FG Made

12, vs UNF (2/3/24)

FG Attempts

19, vs. ECU (2/28/24)

3FG Made

2, vs. Mo. Southern St. (1/23/23)*

3FG Attempts

4, 2 times m.r. vs. Mo. Southern St. (2/2/23)*

FT Made

9, 2 times mr. vs CSUS (11/22/23)

FT Attempts

16, vs. Washburn (2/16/23)*

*Previous four-year university

4-year universities only

SEASON HIGHS

Points

33, vs UNF (2/3/24)

Rebounds

11, vs. Sac Stat (11/22/23)

Assists

3, 2 times m.r. at FGCU (1/27/24)

Steals

2, at Memphis (12/30/23)

Blocks

2, vs. Fisk (11/14/23)

FG Made

12 vs UNF (2/3/24)

FG Attempts

19, vs. ECU (2/28/24)

3FG Made

N/A

3FG Attempts

1, vs. Sac Stat (11/22/23)

FT Made

9, 2 times, mr. at UNA (2/17/24)

FT Attempts

13, vs. Sac Stat (11/22/23)

#1 WITT, Sai

Opponent	Date	GS	MIN	Total		3-Pointers		Free throws		Rebounds				PF	A	TO	BLK	STL	PTS	AVG	
				FG-FGA	PCT	3FG-3FGA	PCT	FT-FTA	PCT	OFF	DEF	TOT	AVG								
Life (GA)	11/06/2023		12:05	2-6	.333	0-0	.000	3-4	.750	3	0	3	3.0	3	0	2	0	0	7	7.0	
at George Mason	11/10/2023		06:27	0-4	.000	0-0	.000	1-2	.500	0	1	1	2.0	2	0	0	0	0	1	4.0	
Fisk	11/14/2023		15:08	2-4	.500	0-0	.000	3-4	.750	1	5	6	3.3	1	0	2	0	7	5.0		
at UTEP	11/17/2023		08:55	2-4	.500	0-0	.000	0-0	.000	0	0	0	2.5	2	0	1	0	0	4	4.8	
vs Tarleton St.	11/20/2023		23:25	1-4	.250	0-0	.000	5-6	.833	3	4	7	3.4	3	1	0	0	1	7	5.2	
vs Sacramento St.	11/22/2023	*	36:25	6-17	.353	0-1	.000	9-13	.692	7	4	11	4.7	3	0	2	3	0	21	7.8	
at App State	11/26/2023	*	21:10	1-7	.143	0-0	.000	3-3	1.000	3	2	5	4.7	3	0	3	0	0	5	7.4	
Morehead St.	11/29/2023	*	18:33	2-3	.667	0-0	.000	2-3	.667	2	1	3	4.5	1	0	1	0	0	6	7.3	
at Tennessee St.	12/02/2023	*	20:03	2-3	.667	0-0	.000	5-9	.556	2	2	4	4.4	5	0	3	0	0	9	7.4	
Murray St.	12/09/2023		20:48	3-9	.333	0-0	.000	2-2	1.000	3	2	5	4.5	1	0	0	0	1	8	7.5	
at Southern Ill.	12/12/2023		13:03	3-5	.600	0-0	.000	1-3	.333	3	2	5	4.5	3	1	0	0	1	7	7.5	
at Western Ky.	12/16/2023		16:31	2-3	.667	0-0	.000	5-8	.625	0	1	1	4.3	2	0	1	0	0	9	7.6	
Ohio	12/22/2023		11:06	4-6	.667	0-0	.000	0-2	.000	2	2	4	4.2	3	0	0	0	0	8	7.6	
at Memphis	12/30/2023		10:28	2-3	.667	0-0	.000	2-4	.500	1	1	2	4.1	2	1	0	1	2	6	7.5	
at Bellarmine	01/04/2024	*	24:38	3-7	.429	0-0	.000	5-6	.833	6	3	9	4.4	3	0	1	1	0	11	7.7	
at Eastern Ky.	01/06/2024	*	12:38	1-3	.333	0-0	.000	0-0	.000	0	0	0	4.1	4	0	1	0	1	2	7.4	
at Lipscomb	01/13/2024		10:21	2-3	.667	0-0	.000	1-2	.500	3	0	3	4.1	2	0	1	0	0	5	7.2	
North Ala.	01/18/2024		21:47	5-9	.556	0-0	.000	8-16	.500	2	3	5	4.1	3	0	2	1	0	18	7.8	
Central Ark.	01/20/2024		24:27	9-11	.818	0-0	.000	9-13	.692	5	3	8	4.3	3	3	3	1	1	27	8.8	
at Stetson	01/25/2024		21:21	5-14	.357	0-0	.000	4-6	.667	3	4	7	4.5	5	0	2	0	1	14	9.1	
at FGCU	01/27/2024		20:48	5-8	.625	0-0	.000	1-3	.333	2	2	4	4.4	1	3	4	0	0	11	9.2	
at Jacksonville	01/31/2024		22:38	3-6	.500	0-0	.000	2-6	.333	3	5	8	4.6	3	0	3	0	0	8	9.1	
North Florida	02/03/2024	*	34:36	12-16	.750	0-0	.000	6-10	.600	5	2	7	4.7	4	0	1	0	1	30	10.0	
Kennesaw St.	02/08/2024	*	28:54	5-7	.714	0-0	.000	8-17	.471	4	4	8	4.8	3	4	3	2	1	18	10.4	
Queens (NC)	02/10/2024	*	19:15	8-11	.727	0-0	.000	2-6	.333	3	4	7	4.9	4	1	2	0	0	18	10.7	
at Central Ark.	02/15/2024	*	27:30	3-7	.429	0-0	.000	4-7	.571	6	5	11	5.2	3	1	1	0	1	10	10.7	
at North Ala.	02/17/2024	*	33:38	4-7	.571	0-0	.000	9-10	.900	4	6	10	5.3	2	1	3	1	0	17	10.9	
Lipscomb	02/24/2024	*	37:18	10-14	.714	0-0	.000	3-7	.429	2	3	5	5.3	3	2	6	1	0	23	11.3	
Eastern Ky.	02/28/2024	*	30:05	9-19	.474	0-0	.000	8-11	.727	1	4	5	5.3	2	2	3	0	2	26	11.8	
Totals			13	604:02	116-220	.527	0-1	.000	111-183	.607	79	75	154	5.3	79	20	49	13	13	343	11.8

Player Averages

Games Played	Minutes/game	Points/game	FG Pct	3FG Pct	FT Pct	Rebounds/game	Assists/game	Turnovers/game	Assist/Turnover ratio	Steals/game	Blocks/game
29	20.8	11.8	52.7	0.0	60.7	5.3	0.7	1.7	0.4	0.4	0.4

CAREER STATS

SEASON	TEAM	GP-GS	MIN/AVG	Field Goals		3-Point		F-Throws		Rebounds				Scoring	
				FG-FGA	FG%	3FG-3FGA	3FG%	FT-FTA	FT%	OFF	DEF	TOT	AVG	PF-FO	A
2020-21	Linc	20-19	606/30.3	128-226	.566	0-1	.000	61-112	.545	66	94	160	8.0	62-3	30
2022-23	Linc	20-19	590/29.5	91-198	.460	9-26	.346	78-121	.645	51	100	151	7.6	66-1	24
2023-24	APSU	29-13	604/20.8	116-220	.527	0-1	.000	111-183	.607	79	75	154	5.3	79-2	20
TOTAL FOR APSU	29-13	604/20.8	116-220	.527	0-1	.000	111-183	.607	79	75	154	5.3	79-2	20	49
TOTAL	69-51	1800/26.1	335-644	.520	9-28	.321	250-416	.601	196	269	465	6.7	207-6	74	148

2

DEZ WHITE

6-2 | Freshman | Guard

Jefferson City, Missouri | The Skills Factory Prep/Helias Catholic HS

PLAYER NOTES

- Has knocked down multiple three-pointers 16 times this season.
- 11th in the ASUN in three-pointers made (55) and 10th in attempts (164).
- Needs six three-pointers to break the freshman three-pointer record currently held by Jordyn Adams (60) during the 2019-20 season.
- Tied the freshman three-pointer record with 7 triples against Fisk, Nov. 14, during a 26-point performance.
- Has started all three of his first two-career games, scoring 8.0 points per game on three made triples.
- A three-star recruit by On3.com and 247sports.com.
- Played at Helias Catholic High School where he holds the single-game and single-season scoring record of 51 and 699 points, respectively.
- After graduating HCHS, prepped at The Skills Factory Prep where he was an integral part of the program in 2022-23, helping the program reach top 20 in the nation after shooting 48.0 percent from three-point range.



CAREER HIGHS

Points

26, vs. Fisk (11/14/23)

Rebounds

7, vs. Sac Stat (11/22/23)

Assists

5, Life (11/6/23)

Steals

3, 2 times mr at FGCU (1/27/24)

Blocks

1, 2 times mr at Lipscomb (1/13/24)

FG Made

9, vs. Fisk (11/14/23)

FG Attempts

18, vs. Fisk (11/14/23)

3FG Made

7, vs. Fisk (11/14/23)

3FG Attempts

15, vs. Fisk (11/14/23)

FT Made

5, Life (11/6/23)

FT Attempts

5, Life (11/6/23)

SEASON HIGHS

Points

26, vs. Fisk (11/14/23)

Rebounds

7, vs. Sac Stat (11/22/23)

Assists

5, Life (11/6/23)

Steals

3, 2 times mr at FGCU (1/27/24)

Blocks

1, 2 times mr at Lipscomb (1/13/24)

FG Made

9, vs. Fisk (11/14/23)

FG Attempts

18, vs. Fisk (11/14/23)

3FG Made

7, vs. Fisk (11/14/23)

3FG Attempts

15, vs. Fisk (11/14/23)

FT Made

5, Life (11/6/23)

FT Attempts

5, Life (11/6/23)

#2 WHITE, Dez

Opponent	Date	GS	MIN	Total		3-Pointers		Free throws		Rebounds				PF	A	TO	BLK	STL	PTS	AVG	
				FG-FGA	PCT	3FG-3FGA	PCT	FT-FTA	PCT	OFF	DEF	TOT	AVG								
Life (GA)	11/06/2023	*	34:30	2-11	.182	2-10	.200	5-5	1.000	0	1	1	1.0	2	5	0	0	1	11	11.0	
at George Mason	11/10/2023	*	38:41	2-8	.250	1-6	.167	0-0	.000	2	0	2	1.5	3	1	1	0	0	5	8.0	
Fisk	11/14/2023	*	37:25	9-18	.500	7-15	.467	1-1	1.000	1	3	4	2.3	0	2	3	0	2	26	14.0	
at UTEP	11/17/2023	*	40:00	5-15	.333	3-12	.250	1-2	.500	1	0	1	2.0	2	1	2	0	2	14	14.0	
vs Tarleton St.	11/20/2023	*	38:00	2-6	.333	2-4	.500	0-0	.000	0	2	2	2.0	2	0	2	0	0	6	12.4	
vs Sacramento St.	11/22/2023	*	38:17	2-6	.333	2-6	.333	2-2	1.000	3	4	7	2.8	3	0	2	0	2	8	11.7	
at App State	11/26/2023	*	31:42	1-4	.250	1-3	.333	0-0	.000	0	4	4	3.0	1	0	0	0	1	3	10.4	
Morehead St.	11/29/2023	*	24:47	2-8	.250	2-7	.286	0-0	.000	0	1	1	2.8	4	0	1	0	0	6	9.9	
at Tennessee St.	12/02/2023	*	35:06	1-7	.143	1-7	.143	2-2	1.000	3	2	5	3.0	2	1	0	0	0	5	9.3	
Midway	12/05/2023	*	33:48	8-15	.533	5-9	.556	1-1	1.000	0	4	4	3.1	1	4	0	0	3	22	10.6	
Murray St.	12/09/2023	*	25:05	0-2	.000	0-2	.000	0-0	.000	1	0	1	2.9	2	0	0	0	0	0	9.6	
at Southern Ill.	12/12/2023	*	29:24	3-6	.500	1-4	.250	0-0	.000	1	1	2	2.8	2	2	0	0	1	7	9.4	
at Western Ky.	12/16/2023	*	30:04	4-8	.500	4-7	.571	0-0	.000	1	3	4	2.9	4	1	0	0	0	12	9.6	
Ohio	12/22/2023	*	27:57	2-4	.500	2-3	.667	0-0	.000	1	1	2	2.9	0	0	1	1	0	6	9.4	
at Memphis	12/30/2023	*	24:27	4-11	.364	3-9	.333	0-0	.000	1	0	1	2.7	3	3	0	0	1	11	9.5	
at Bellarmine	01/04/2024	*	17:53	2-6	.333	2-5	.400	0-0	.000	0	1	1	2.6	3	1	0	0	0	6	9.3	
at Eastern Ky.	01/06/2024	*	24:59	0-6	.000	0-5	.000	2-2	1.000	0	4	4	2.7	1	0	0	0	2	2	8.8	
at Lipscomb	01/13/2024		28:27	4-7	.571	2-5	.400	0-0	.000	0	2	2	2.7	3	3	0	1	0	10	8.9	
North Ala.	01/18/2024	*	23:24	1-2	.500	0-1	.000	0-0	.000	0	0	0	2.5	2	1	0	0	0	2	8.5	
Central Ark.	01/20/2024	*	29:53	0-5	.000	0-4	.000	2-2	1.000	1	3	4	2.6	1	1	0	0	2	2	8.2	
at Stetson	01/25/2024	*	26:34	3-6	.500	2-5	.400	0-0	.000	3	2	5	2.7	3	1	0	0	1	8	8.2	
at FGCU	01/27/2024	*	29:59	3-8	.375	2-5	.400	0-0	.000	1	0	1	2.6	4	2	2	0	3	8	8.2	
at Jacksonville	01/31/2024	*	13:57	0-4	.000	0-3	.000	2-2	1.000	1	1	2	2.6	0	0	0	0	2	2	7.9	
North Florida	02/03/2024	*	50:00	3-5	.600	3-4	.750	0-0	.000	0	4	4	2.7	1	1	0	0	1	9	8.0	
Kennesaw St.	02/08/2024	*	39:44	4-5	.800	3-4	.750	3-4	.750	1	2	3	2.7	2	1	3	0	2	14	8.2	
Queens (NC)	02/10/2024	*	40:00	2-6	.333	1-4	.250	1-2	.500	1	3	4	2.7	1	0	0	0	1	6	8.1	
at Central Ark.	02/15/2024	*	33:41	1-6	.167	1-5	.200	2-2	1.000	1	1	2	2.7	1	1	0	0	1	5	8.0	
at North Ala.	02/17/2024	*	39:05	3-5	.600	1-2	.500	0-0	.000	2	4	6	2.8	3	0	1	0	1	7	8.0	
Lipscomb	02/24/2024	*	40:00	3-7	.429	1-5	.200	0-0	.000	3	6	9	3.0	0	2	0	0	1	7	7.9	
Eastern Ky.	02/28/2024	*	27:33	1-4	.250	1-3	.333	2-2	1.000	0	4	4	3.1	4	0	0	0	1	5	7.8	
Totals			29	954:23	77-211	.365	55-164	.335	26-29	.897	29	63	92	3.1	60	34	18	2	31	235	7.8

Player Averages

Games Played	Minutes/game	Points/game	FG Pct	3FG Pct	FT Pct	Rebounds/game	Assists/game	Turnovers/game	Assist/Turnover ratio	Steals/game	Blocks/game
30	31.8	7.8	36.5	33.5	89.7	3.1	1.1	0.6	1.9	1.0	0.1

CAREER STATS

			Field Goals		3-Point		F-Throws		Rebounds									Scoring	
SEASON TEAM	GP-GS	MIN/AVG	FG-FGA	FG%	3FG-3FGA	3FG%	FT-FTA	FT%	OFF	DEF	TOT	AVG	PF-FO	A	TO	BLK	STL	PTS	AVG
2023-24 APSU	30-29	954/31.8	77-211	.365	55-164	.335	26-29	.897	29	63	92	3.1	60-0	34	18	2	31	235	7.8
TOTAL	30-29	954/31.8	77-211	.365	55-164	.335	26-29	.897	29	63	92	3.1	60-0	34	18	2	31	235	7.8

3

ISAAC HANEY

6-2 | Junior | Guard

West Plains, Missouri | Kickapoo HS | Northwestern State

PLAYER NOTES

- Has scored 10+ points in each of his five four games, averaging 20.6 points per game in that span.
- Career-high 32 points at North Alabama, Feb. 17.
- Knocked down the go-ahead three-pointer in the Govs' Feb. 3 win against North Florida.
- Previous career-high 24 points in the Governors' 83-80 overtime victory against North Alabama, Jan. 18.
- Earned his first start as a Governor in a 22-minute outing at Lipscomb, Jan. 13
- Made his Austin Peay debut following the recent NCAA ruling on NCAA multi-time transfers at Western Kentucky.
- Season debut was cut short to 1:47 of time on the court, but expected to play against Ohio.
- Played his first significant role for Austin Peay in a 26-minute, 14-point, 5-rebound performance in a win against Ohio, Dec. 22.
- Went 4-for-8 from the field, 1-for-3 from deep, and 5-for-7 from the charity stripe during his first game at F&M Bank Arena against Ohio.
- One of six players who come to Clarksville from Northwestern State where head coach Corey Gipson was the head coach last season.
- Started all 33 games for the Demons as a sophomore, averaging 11.0 points, 4.6 rebounds, and 2.5 assists per game.
- Scored in double-figures 19 times and had multiple triples 19 times.
- Began his collegiate career at Missouri State where Gipson was the Associate Head Coach.
- All-Missouri Valley Conference Freshman Team selection at Missouri State after averaging 3.6 points, 2.4 rebounds, and 15.8 minutes per game while making 32 appearances off the bench.
- Prepped at Kickapoo High School alongside current teammate Anton Brookshire where he averaged 17.7 points, 4.1 assists, 3.9 rebounds, and 3.0 assists per game while helping lead KHS to the Missouri Class 6 State Championship title.
- Finished his prep career with 3,141-career points - still the fourth-most in state history.



CAREER HIGHS

Points

32, at North Ala. (2/17/24)

Rebounds

10, at TCU (11/14/22)*

Assists

7, 2 times, m.r. vs. Houston Christian (2/2/23)*

Steals

5, vs. Southern Miss. (12/4/22)*

Blocks

1, 4 times

FG Made

10, at North Ala. (2/17/24)

FG Attempts

18, at North Ala. (2/17/24)

3FG Made

4, at North Ala. (2/17/24)

3FG Attempts

14, at Texas A&M (12/27/22)*

FT Made

8, 2 times mr. vs. QU (2/10/24)

FT Attempts

14, at Central Arkansas (11/26/22)*

*Previous four-year university

SEASON HIGHS

Points

32, at North Ala. (2/17/24)

Rebounds

6, North Alabama (1/18/24)

Assists

3 2 times mr, vs UNF (2/3/24)

Steals

2, vs UNF (2/3/24)

Blocks

N/A

FG Made

10, at North Ala. (2/17/24)

FG Attempts

18, at North Ala. (2/17/24)

3FG Made

5, at North Ala. (2/17/24)

3FG Attempts

8, at North Ala. (2/17/24)

FT Made

8, 2 times mr. vs. QU (2/10/24)

FT Attempts

8, 2 times mr. vs. QU (2/10/24)

#3 HANEY, Isaac

Opponent	Date	GS	MIN	Total		3-Pointers		Free throws		Rebounds				PF	A	TO	BLK	STL	PTS	AVG
				FG	PCT	3FG	PCT	FT	PCT	OFF	DEF	TOT	AVG							
at Western Ky.	12/16/2023		01:37	0-0	.000	0-0	.000	0-0	.000	0	0	0	0.0	1	0	0	0	0	0.0	
Ohio	12/22/2023		26:01	4-8	.500	1-3	.333	5-7	.714	1	4	5	2.5	3	1	1	0	1	14	7.0
at Memphis	12/30/2023		17:38	3-9	.333	2-6	.333	0-2	.000	1	3	4	3.0	2	1	3	0	0	8	7.3
at Bellarmine	01/04/2024		24:22	4-7	.571	3-5	.600	2-3	.667	2	1	3	3.0	1	0	3	0	0	13	8.8
at Eastern Ky.	01/06/2024		24:10	4-12	.333	2-4	.500	3-5	.600	1	2	3	3.0	1	0	1	0	1	13	9.6
at Lipscomb	01/13/2024	*	21:36	2-5	.400	0-1	.000	1-1	1.000	0	0	0	2.5	4	0	1	0	0	5	8.8
North Ala.	01/18/2024	*	42:49	7-12	.583	2-4	.500	8-9	.889	1	5	6	3.0	4	3	1	0	0	24	11.0
Central Ark.	01/20/2024	*	23:53	4-9	.444	3-4	.750	0-0	.000	2	5	7	3.5	2	1	0	0	2	11	11.0
at Stetson	01/25/2024	*	19:09	0-5	.000	0-3	.000	1-2	.500	1	0	1	3.2	1	1	2	0	0	1	9.9
at FGCU	01/27/2024	*	23:22	2-4	.500	1-3	.333	0-0	.000	2	3	5	3.4	3	0	1	0	0	5	9.4
at Jacksonville	01/31/2024	*	24:09	1-4	.250	0-3	.000	0-0	.000	1	2	3	3.4	1	2	0	0	2	2	8.7
North Florida	02/03/2024	*	50:00	3-8	.375	2-4	.500	1-3	.333	0	3	3	3.3	4	3	0	0	2	9	8.8
Kennesaw St.	02/08/2024	*	35:16	2-10	.200	1-6	.167	1-1	1.000	1	4	5	3.5	5	2	0	0	1	6	8.5
Queens (NC)	02/10/2024	*	38:30	6-12	.500	1-5	.200	8-9	.889	0	5	5	3.6	2	1	1	0	2	21	9.4
at Central Ark.	02/15/2024	*	35:38	2-9	.222	1-5	.200	7-8	.875	0	2	2	3.5	5	1	0	0	3	12	9.6
at North Ala.	02/17/2024	*	39:38	10-18	.556	5-7	.714	7-8	.875	1	0	1	3.3	2	2	2	0	0	32	11.0
Lipscomb	02/24/2024	*	40:00	6-13	.462	2-6	.333	2-2	1.000	1	4	5	3.4	4	1	1	0	1	16	11.3
Eastern Ky.	02/28/2024	*	34:59	7-12	.583	2-4	.500	6-9	.667	1	5	6	3.6	4	2	0	0	0	22	11.9
Totals		13	522:48	67-157	.427	28-73	.384	52-69	.754	16	48	64	3.6	49	21	17	0	15	214	11.9

Player Averages

Games Played	Minutes/game	Points/game	FG Pct	3FG Pct	FT Pct	Rebounds/game	Assists/game	Turnovers/game	Assist/Turnover ratio	Steals/game	Blocks/game
18	29.0	11.9	42.7	38.4	75.4	3.6	1.2	0.9	1.2	0.8	0.0

CAREER STATS

SEASON	TEAM	GP-GS	MIN/AVG	Field Goals		3-Point		F-Throws		Rebounds				Scoring						
				FG-FGA	FG%	3FG-3FGA	3FG%	FT-FTA	FT%	OFF	DEF	TOT	AVG	PF-FO	A	TO	BLK	STL	PTS	AVG
2021-22	MOST	32-0	505/15.8	33-95	.347	18-54	.333	32-37	.865	10	67	77	2.4	59-0	25	26	0	21	116	3.6
2022-23	NW	33-33	1112/33.7	121-316	.383	55-175	.314	67-93	.720	31	105	136	4.1	66-0	84	68	4	51	364	11.0
2023-24	APSU	18-13	523/29.0	67-157	.427	28-73	.384	52-69	.754	16	48	64	3.6	49-2	21	17	0	15	214	11.9
TOTAL FOR APSU	18-13	523/29.0	67-157	.427	28-73	.384	52-69	.754	.754	16	48	64	3.6	49-2	21	17	0	15	214	11.9

4

JA'MONTA BLACK

6-4 | Graduate Student | Guard

Columbia, Missouri | Rock Bridge HS | Northwestern State

PLAYER NOTES

- Fifth in Division I with 99 three-pointers
- His 99 three-pointers this season are the third-most in a single season in program history and four off the program record held by Todd Babington.
- Has knocked down multiple triples a team-best 24 times this season, including in nine of the last 10 contests.
- Tied the program record with nine made three-pointers against Life during the Govs' program-record 17 three-pointer performance against the Running Eagles.
- One of six players who come to Clarksville from Northwestern State where head coach Corey Gipson was the head coach last season.
- The top-returning three-point scorer in college basketball, finished last season fourth in Division I with 122 made three-pointers and 3.81 per game.
- A Second Team All-Southland Conference selection, averaged 15.4 points and 3.1 rebounds per game at NSU last season.
- Had a shooting split of 38.8/37.4/86.4 last season.
- Started 32 games for Gipson at Northwestern State last season, scoring in double figures 27 times, including a 17-game stretch Nov. 14-Jan.26.
- Recorded his first of two 30-point performances last season with 31 points against Louisiana-Monroe.
- A three-year letterwinner at Missouri State where Gipson was the Bears' Associate Head Coach.
- Started 75-of-90 games for the Bears, including 55-of-58 during his sophomore and junior seasons.

#4 BLACK, Ja'Monta

Opponent	Date	GS	MIN	Total		3-Pointers		Free throws		Rebounds				PF		TO BLK STL				PTS	AVG
				FG-FGA	PCT	3FG-3FGA	PCT	FT-FTA	PCT	OFF	DEF	TOT	AVG	A	TO	BLK	STL	PTS	AVG		
Life (GA)	11/06/2023	*	37:05	9-22	.409	9-21	.429	0-2	.000	1	3	4	4.0	2	0	0	1	0	27	27.0	
at George Mason	11/10/2023	*	37:47	2-8	.250	2-8	.250	0-0	.000	0	1	1	2.5	1	0	1	0	2	6	16.5	
Fisk	11/14/2023	*	31:13	1-7	.143	1-6	.167	0-0	.000	1	6	7	4.0	2	3	0	1	1	3	12.0	
at UTEP	11/17/2023	*	35:58	5-8	.625	3-6	.500	0-0	.000	0	5	5	4.3	4	1	1	0	1	13	12.3	
vs Tarleton St.	11/20/2023	*	38:18	6-16	.375	3-7	.429	1-1	1.000	2	5	7	4.8	0	0	1	0	1	16	13.0	
vs Sacramento St.	11/22/2023	*	25:35	2-5	.400	2-5	.400	0-0	.000	0	2	2	4.3	2	0	1	0	1	6	11.8	
at App State	11/26/2023	*	32:12	4-10	.400	2-7	.286	1-2	.500	0	2	2	4.0	1	1	1	0	2	11	11.7	
Morehead St.	11/29/2023	*	32:29	3-4	.750	3-4	.750	0-0	.000	0	1	1	3.6	3	0	2	0	0	9	11.4	
at Tennessee St.	12/02/2023	*	38:10	6-11	.545	5-9	.556	2-2	1.000	0	7	7	4.0	0	0	1	0	0	19	12.2	
Midway	12/05/2023	*	26:50	7-12	.583	4-9	.444	2-2	1.000	1	2	3	3.9	1	2	1	0	1	20	13.0	
Murray St.	12/09/2023	*	40:00	3-9	.333	3-9	.333	0-0	.000	1	3	4	3.9	1	0	0	0	0	9	12.6	
at Southern Ill.	12/12/2023	*	40:00	6-10	.600	6-10	.600	4-5	.800	0	2	2	3.8	1	2	0	0	2	22	13.4	
at Western Ky.	12/16/2023	*	24:11	1-5	.200	1-5	.200	0-0	.000	0	3	3	3.7	0	0	1	0	1	3	12.6	
Ohio	12/22/2023	*	35:03	2-7	.286	2-6	.333	5-5	1.000	0	4	4	3.7	4	1	0	0	1	11	12.5	
at Memphis	12/30/2023	*	27:32	2-9	.222	2-9	.222	0-0	.000	1	2	3	3.7	1	0	2	0	2	6	12.1	
at Bellarmine	01/04/2024	*	23:18	4-11	.364	4-11	.364	2-2	1.000	0	2	2	3.6	0	1	0	0	1	14	12.2	
at Eastern Ky.	01/06/2024	*	30:37	0-1	.000	0-1	.000	0-0	.000	0	3	3	3.5	4	2	0	0	0	0	11.5	
at Lipscomb	01/13/2024	*	38:51	4-16	.250	3-12	.250	2-2	1.000	1	5	6	3.7	0	0	0	0	1	13	11.6	
North Ala.	01/18/2024	*	23:41	0-2	.000	0-1	.000	1-4	.250	0	3	3	3.6	2	2	1	0	1	1	11.0	
Central Ark.	01/20/2024	*	37:48	7-12	.583	6-11	.545	0-0	.000	1	3	4	3.7	2	0	0	0	0	20	11.5	
at Stetson	01/25/2024	*	36:06	7-11	.636	6-10	.600	1-1	1.000	0	0	0	3.5	0	1	0	0	0	21	11.9	
at FGCU	01/27/2024	*	38:26	4-12	.333	4-12	.333	2-3	.667	0	2	2	3.4	1	0	1	0	0	14	12.0	
at Jacksonville	01/31/2024	*	36:06	4-12	.333	3-11	.273	0-1	.000	0	0	0	3.3	1	0	0	0	2	11	12.0	
North Florida	02/03/2024	*	50:00	7-18	.389	6-14	.429	1-5	.200	2	3	5	3.3	3	2	1	0	2	21	12.3	
Kennesaw St.	02/08/2024	*	40:00	7-13	.538	7-13	.538	6-6	1.000	0	8	8	3.5	2	1	1	0	1	27	12.9	
Queens (NC)	02/10/2024	*	40:00	2-2	1.000	1-1	1.000	0-0	.000	0	6	6	3.6	3	1	0	0	5	12.6		
at Central Ark.	02/15/2024	*	40:00	7-14	.500	5-10	.500	2-2	1.000	0	3	3	3.6	3	2	1	0	3	21	12.9	
at North Ala.	02/17/2024	*	40:00	3-8	.375	2-5	.400	3-3	1.000	0	3	3	3.6	3	0	0	0	2	11	12.9	
Lipscomb	02/24/2024	*	40:00	3-7	.429	3-7	.429	0-0	.000	0	7	7	3.7	1	0	0	0	1	9	12.7	
Eastern Ky.	02/28/2024	*	36:29	1-3	.333	1-3	.333	3-3	1.000	3	4	7	3.8	3	1	0	0	0	6	12.5	
Totals			30	1053:44	119-285	.418	99-243	.407	38-51	.745	14	100	114	3.8	51	23	17	2	29	375	12.5

Player Averages

Games Played	Minutes/game	Points/game	FG Pct	3FG Pct	FT Pct	Rebounds/game	Assists/game	Turnovers/game	Assist/Turnover ratio	Steals/game	Blocks/game
30	35.1	12.5	41.8	40.7	74.5	3.8	0.8	0.6	1.4	1.0	0.1

CAREER STATS

SEASON	TEAM	GP-GS	MIN/AVG	Field Goals		3-Point		F-Throws		Rebounds				PF-FO		TO BLK STL				Scoring	
				FG-FGA	FG%	3FG-3FGA	3FG%	FT-FTA	FT%	OFF	DEF	TOT	AVG	A	TO	BLK	STL	PTS	AVG		
2019-20	MOST	32-20	623/19.5	37-96	.385	27-69	.391	1-5	.200	7	48	55	1.7	43-2	39	20	3	14	102	3.2	
2020-21	MOST	24-22	747/31.1	76-190	.400	54-151	.358	24-32	.750	5	74	79	3.3	35-0	40	34	3	13	230	9.6	
2021-22	MOST	34-33	964/28.4	102-247	.413	77-199	.387	16-18	.889	10	97	107	3.1	59-0	31	19	5	12	297	8.7	
2022-23	NW	32-32	1086/33.9	151-389	.388	122-326	.374	70-81	.864	22	78	100	3.1	66-1	22	29	2	35	494	15.4	
2023-24	APSU	30-30	1054/35.1	119-285	.418	99-243	.407	38-51	.745	14	100	114	3.8	51-0	23	17	2	29	375	12.5	
TOTAL FOR APSU	30-30	1054/35.1	119-285	.418	99-243	.407	38-51	.745	14	100	114	3.8	51-0	23	17	2	29	375	12.5		
TOTAL	152-137	4473/29.4	485-1207	.402	379-988	.384	149-187	.797	58	397	455	3.0	254-3	155	119	15	103	1498	9.9		

**CAREER HIGHS****Points**

31, vs. Houston Christian (1/26/23)*

Rebounds

8, 2 times mr. Kennesaw St. (2/8/24)

Assists

6, at Southern Illinois (2/8/20)*

Steals

4, vs. Indiana State (1/3/21)*

Blocks

1, 14 times, mr vs. Fisk (11/14/23)

FG Made

11, vs. Houston Christian (1/26/23)*

FG Attempts

26, vs. Houston Christian (1/26/23)*

3FG Made

9, 2 times mr, vs Life (11/6/23)

3FG Attempts

21, 2 times mr, vs Life (11/6/23)

FT Made

9, at TAMU-Commerce (2/9/23)*

FT Attempts

11, at TAMU-Commerce (2/9/23)*

*Previous four-year university

SEASON HIGHS**Points**

27, 2 times mr vs. Kennesaw St. (2/8/24)

Rebounds

8, vs. Kennesaw State (2/8/24)

Assists

3, vs. Fisk (11/14/23)

Steals

3, at UCA (2/15/24)

Blocks

1, 2 times mr, vs. Fisk (11/14/23)

FG Made

9, vs Life (11/6/23)

FG Attempts

22, vs Life (11/6/23)

3FG Made

9, vs Life (11/6/23)

3FG Attempts

21, vs Life (11/6/23)

FT Made

6, vs. Kennesaw St. (2/8/24)

FT Attempts

6, vs. Kennesaw St. (2/8/24)

5

JAVAR DANIEL

6-10 | Freshman | Guard/Forward

Memphis, Tennessee | We Are United Prep

PLAYER NOTES

- Had a career day in his first-career start at Lipscomb, Jan. 13, with 15 points, 5 rebounds, 4 assists, 1 block, and 1 steal in 26 minutes.
- Joined Austin Peay prior to its game at #18 Memphis.
- Scored four points, grabbed two rebounds, and blocked three shots in his collegiate debut against the Tigers.
- Comes out of We Are United Prep. Reclassified to join the Govs early.
- Prepped at Arlington High School as a freshman and sophomore, before transferring to Bartlett High School for just junior and senior seasons of high school
- Averaged 6.3 points and 4.3 rebounds per game as a freshman, leading Arlington tot he 2020 District and Division I Championship.
- Averaged 12.1 points, 9.1 rebounds, 2.0 steals, and 1.4 steals per game as a sophomore while shooting 52.3 percent from the field.
- After sitting out his junior season due to injury, averaged 11.0 points, 7.0 rebounds, and 1.5 blocks per game as a senior, being named a AAAA All-District First Team selection that season.
- Also competed in track and field during his prep career, where he was the 2019 State Champion in 2019 at Arlington.

#5 DANIEL, Javar

Opponent	Date	GS	MIN	Total		3-Pointers		Free throws		Rebounds				PF		A		BLK		STL		PTS		AVG
				FG-FGA	PCT	3FG-3FGA	PCT	FT-FTA	PCT	OFF	DEF	TOT	AVG	PF	A	TO	BLK	STL	PTS					
at Memphis	12/30/2023		09:53	2-7	.286	0-2	.000	0-0	.000	0	2	2	2.0	0	1	0	3	0	4	4.0				
at Eastern Ky.	01/06/2024		03:33	0-1	.000	0-1	.000	0-0	.000	0	0	0	1.0	0	0	1	1	0	0	2.0				
at Lipscomb	01/13/2024	*	25:08	5-12	.417	0-1	.000	5-9	.556	3	2	5	2.3	2	4	0	1	1	15	6.3				
North Ala.	01/18/2024	*	07:33	2-5	.400	1-2	.500	0-0	.000	0	3	3	2.5	1	0	0	1	0	5	6.0				
Central Ark.	01/20/2024	*	00:50	0-1	.000	0-0	.000	0-0	.000	0	0	0	2.0	0	0	0	0	0	0	4.8				
at Stetson	01/25/2024	*	02:58	0-1	.000	0-0	.000	0-0	.000	0	1	1	1.8	1	1	0	0	0	0	4.0				
at Jacksonville	01/31/2024		05:37	0-2	.000	0-2	.000	0-0	.000	0	1	1	1.7	1	0	0	0	0	0	3.4				
at Central Ark.	02/15/2024		00:34	0-0	.000	0-0	.000	0-0	.000	0	1	1	1.6	0	0	0	0	0	0	3.0				
Totals		4	56:07	9-29	.310	1-8	.125	5-9	.556	3	10	13	1.6	5	6	1	6	1	24	3.0				

Player Averages

Games Played	Minutes/game	Points/game	FG Pct	3FG Pct	FT Pct	Rebounds/game	Assists/game	Turnovers/game	Assist/Turnover ratio	Steals/game	Blocks/game
8	7.0	3.0	31.0	12.5	55.6	1.6	0.8	0.1	6.0	0.1	0.8

DANIEL, Javar

			Field Goals		3-Point		F-Throws		Rebounds										Scoring	
SEASON TEAM	GP-GS	MIN/AVG	FG-FGA	FG%	3FG-3FGA	3FG%	FT-FTA	FT%	OFF	DEF	TOT	AVG	PF-FO	A	TO	BLK	STL	PTS	AVG	
2023-24 APSU	8-4	56/7.0	9-29	.310	1-8	.125	5-9	.556	3	10	13	1.6	5-0	6	1	6	1	24	3.0	
TOTAL	8-4	56/7.0	9-29	.310	1-8	.125	5-9	.556	3	10	13	1.6	5-0	6	1	6	1	24	3.0	

**CAREER HIGHS****Points**

15, at Lipscomb (12/13/24)

Rebounds

5, at Lipscomb (12/13/24)

Assists

4, at Lipscomb (12/13/24)

Steals

1, at Lipscomb (12/13/24)

Blocks

3, at Memphis, (12/30/23)

FG Made

5, at Lipscomb (12/13/24)

FG Attempts

12, at Lipscomb (12/13/24)

3FG Made

1, North Alabama (1/18/24)

3FG Attempts

2, North Alabama (1/18/24)

FT Made

5, at Lipscomb (12/13/24)

FT Attempts

9, at Lipscomb (12/13/24)

SEASON HIGHS**Points**

15, at Lipscomb (12/13/24)

Rebounds

5, at Lipscomb (12/13/24)

Assists

4, at Lipscomb (12/13/24)

Steals

1, at Lipscomb (12/13/24)

Blocks

3, at Memphis, (12/30/23)

FG Made

5, at Lipscomb (12/13/24)

FG Attempts

12, at Lipscomb (12/13/24)

3FG Made

1, North Alabama (1/18/24)

3FG Attempts

2, North Alabama (1/18/24)

FT Made

5, at Lipscomb (12/13/24)

FT Attempts

9, at Lipscomb (12/13/24)

6

DANIEL LOOS

6-6 | Senior | Forward

Clarksville, Tennessee | Clarksville Academy | Christian Brothers

PLAYER NOTES

- Grandson of the legendary Dave Loos, Austin Peay and the Ohio Valley Conference's all-time winningest head coach, who finished with 420 wins at the helm of Austin Peay's basketball program.
- Season high eight points on a 4-for-4 clip from the field at Southern Illinois (12/12).
- Earned his first start for his hometown team against George Mason, and his first start in Clarksville, Nov. 14, against Fisk.
- A three-year letterwinner at Christian Brothers before returning to Clarksville to play for the hometown Governors.
- Started 44-of-66 games for the Bucs, including 42-of-52 as a sophomore and junior.
- Averaged 9.7 points, 4.7 rebounds, and a 59.3 field-goal percentage from the floor throughout his career in Memphis.
- Averaged a career-best 12.8 points and 5.1 rebounds per game as a sophomore, earning Third Team All-Gulf South Conference honors. Reached double-figures 16 times during his sophomore season.
- Averaged 7.5 points and 5.0 rebounds per game during his final season.
- Made at least 56 percent of his shots from the field all three seasons at CBU.
- Led Clarksville Academy to four-straight 25-win seasons under head coach Matt Wallace. Averaged 18.9 points and 6.4 rebounds per game during his prep career, finishing with career marks of 2,135 points and 746 rebounds. Was a two-time Clarksville Player of the Year by the Leaf Chronicle, in addition to being a four-time All-District, three-time All-Region, and two-time All-State selection.

#6 LOOS, Daniel

Opponent	Date	GS	MIN	Total		3-Pointers		Free throws		Rebounds				PF	A	TO	BLK	STL	PTS	AVG
				FG-FGA	PCT	3FG-3FGA	PCT	FT-FTA	PCT	OFF	DEF	TOT	AVG							
Life (GA)	11/06/2023		19:17	2-3	.667	0-0	.000	0-2	.000	3	5	8	8.0	1	0	1	0	1	4	4.0
at George Mason	11/10/2023	*	10:08	1-1	1.000	0-0	.000	0-0	.000	1	1	2	5.0	5	0	1	0	1	2	3.0
Fisk	11/14/2023	*	14:53	1-3	.333	0-0	.000	0-0	.000	4	1	5	5.0	2	0	1	0	2	2	2.7
at UTEP	11/17/2023	*	14:36	2-3	.667	0-0	.000	0-1	.000	3	1	4	4.8	5	1	1	0	3	4	3.0
vs Tarleton St.	11/20/2023	*	26:48	3-4	.750	0-0	.000	0-0	.000	3	3	6	5.0	1	0	1	0	2	6	3.6
vs Sacramento St.	11/22/2023	*	12:29	2-4	.500	0-0	.000	0-0	.000	1	1	2	4.5	5	1	0	0	0	4	3.7
at App State	11/26/2023	*	21:35	1-3	.333	0-0	.000	0-0	.000	4	3	7	4.9	1	1	0	1	1	2	3.4
Morehead St.	11/29/2023		21:27	0-1	.000	0-0	.000	0-0	.000	1	3	4	4.8	4	1	1	1	1	0	3.0
at Tennessee St.	12/02/2023		21:23	1-1	1.000	0-0	.000	0-0	.000	0	5	5	4.8	5	0	1	0	1	2	2.9
Midway	12/05/2023	*	21:12	2-3	.667	0-0	.000	0-1	.000	3	3	6	4.9	3	4	2	0	3	4	3.0
Murray St.	12/09/2023	*	19:12	1-1	1.000	0-0	.000	0-0	.000	2	2	4	4.8	3	0	0	0	1	2	2.9
at Southern Ill.	12/12/2023	*	26:57	4-4	1.000	0-0	.000	0-0	.000	1	5	6	4.9	4	1	2	1	0	8	3.3
at Western Ky.	12/16/2023	*	19:37	1-1	1.000	0-0	.000	0-0	.000	1	2	3	4.8	2	0	1	0	2	2	3.2
Ohio	12/22/2023	*	28:42	0-1	.000	0-0	.000	0-2	.000	3	3	6	4.9	1	1	0	0	0	0	3.0
at Memphis	12/30/2023	*	08:26	2-3	.667	0-0	.000	0-0	.000	1	1	2	4.7	1	0	0	0	0	4	3.1
at Eastern Ky.	01/06/2024		15:08	0-1	.000	0-0	.000	1-2	.500	1	2	3	4.6	5	0	1	1	0	1	2.9
at Lipscomb	01/13/2024		06:13	1-3	.333	0-0	.000	0-0	.000	2	1	3	4.5	0	1	0	0	1	2	2.9
North Ala.	01/18/2024		15:40	2-2	1.000	0-0	.000	0-2	.000	1	1	2	4.3	4	0	0	0	0	4	2.9
Central Ark.	01/20/2024		02:30	0-0	.000	0-0	.000	0-0	.000	0	1	1	4.2	1	0	1	0	0	0	2.8
at Stetson	01/25/2024		01:42	0-0	.000	0-0	.000	0-0	.000	1	0	1	4.0	0	0	0	0	0	0	2.7
at Jacksonville	01/31/2024		06:49	1-1	1.000	0-0	.000	0-0	.000	1	0	1	3.9	1	0	0	0	0	2	2.6
North Florida	02/03/2024		01:60	0-1	.000	0-0	.000	0-0	.000	1	0	1	3.7	0	0	0	0	0	0	2.5
Kennesaw St.	02/08/2024		01:50	0-0	.000	0-0	.000	0-0	.000	0	0	0	3.6	1	0	0	0	0	0	2.4
Queens (NC)	02/10/2024		01:47	0-0	.000	0-0	.000	0-0	.000	0	0	0	3.4	1	0	0	0	0	0	2.3
at Central Ark.	02/15/2024		01:10	0-0	.000	0-0	.000	0-0	.000	0	1	1	3.3	1	0	0	0	0	0	2.2
Lipscomb	02/24/2024		01:06	0-1	.000	0-0	.000	0-0	.000	1	0	1	3.2	0	0	0	0	0	0	2.1
Eastern Ky.	02/28/2024		02:23	0-0	.000	0-0	.000	0-0	.000	0	0	0	3.1	1	0	0	0	0	0	2.0
Totals		12	344:59	27-45	.600	0-0	.000	1-10	.100	39	45	84	3.1	58	11	14	4	19	55	2.0

Player Averages

Games Played	Minutes/game	Points/game	FG Pct	3FG Pct	FT Pct	Rebounds/game	Assists/game	Turnovers/game	Assist/Turnover ratio	Steals/game	Blocks/game
27	12.8	2.0	60.0	0.0	10.0	3.1	0.4	0.5	0.8	0.7	0.1

CAREER STATS

SEASON	TEAM	GP-GS	MIN/AVG	Field Goals		3-Point		F-Throws		Rebounds				Scoring						
				FG-FGA	FG%	3FG-3FGA	3FG%	FT-FTA	FT%	OFF	DEF	TOT	AVG	PF-FO	A	TO	BLK	STL	PTS	AVG
2020-21	CB	14-2	287/20.5	48-76	.632	0-0	.000	12-28	.429	15	34	49	3.5	34-3	11	19	3	7	108	7.7
2021-22	CB	26-21	666/25.6	149-248	.601	0-1	.000	36-81	.444	52	81	133	5.1	95-6	12	41	6	10	334	12.8
2022-23	CB	26-21	532/20.5	91-162	.562	0-0	.000	13-54	.241	55	74	129	5.0	77-5	17	52	10	9	195	7.5
2023-24	APSU	27-12	345/12.8	27-45	.600	0-0	.000	1-10	.100	39	45	84	3.1	58-5	11	14	4	19	55	2.0
TOTAL FOR APSU	27-12	345/12.8	27-45	.600	0-0	.000	1-10	.100	.358	161	234	395	4.2	264-19	51	126	23	45	692	7.4
TOTAL	93-56	1831/19.7	315-531	.593	0-1	.000	62-173	.358	.161	161	234	395	4.2	264-19	51	126	23	45	692	7.4

**CAREER HIGHS****Points**

26, vs. Shorter (12/2/21)*

Rebounds

12, 2 times m.r. at Shorter (2/26/22)*

Assists

5, vs. Union (12/11/20)*

Steals

3, 2 times mr. at UTEP (11/17/23)

Blocks

1, 19 times

FG Made

11, at LeMoyne-Owen (11/23/21)*

FG Attempts

19, vs. Shorter (12/2/21)*

3FG Made

N/A

3FG Attempts

1, vs. Shorter (12/2/21)*

FT Made

6, vs. Shorter (12/2/21)*

FT Attempts

10, vs. Shorter (1/7/23)*

*Previous four-year university

SEASON HIGHS**Points**

8, at SIU (12/12/23)

Rebounds

8, vs Life (11/6/23)

Assists

4, Midway (12/5/23)

Steals

3, 2 times mr Midway (12/5/23)

Blocks

1, at SIU (12/12/23)

FG Made

4, at SIU (12/12/23)

FG Attempts

4, 3 times mr at SIU (12/12/23)

3FG Made

N/A

3FG Attempts

N/A

FT Made

N/A

FT Attempts

2, vs Life (11/6/23)

8

JALEN WARE

6-8 | Redshirt Junior | Forward

Winston-Salen, North Carolina | Walkertown HS | Tallahassee CC

PLAYER NOTES

- Season's best scoring output with 11 points against Fisk, Nov. 14.
- The only returner from last season's team.
- Improved in early every statistical category during his redshirt sophomore season.
- Played in 28 games last season for the Governors, making 12 starts and averaging 20.3 minutes per game.
- Averaged 5.1 points and 4.1 rebounds per game while shooting 49.1 and 35.5 percent from the field and three-point range, respectively.
- Scoring in double figures five times.
- Played in 17 games during his redshirt freshman season at Austin peay, averaging 6.7 minutes per game. Scored 21 points in 17 games played while shooting 31 percent from the field.

**CAREER HIGHS****Points**

12, vs. Bucknell (11/22/22)

Rebounds

9, 2 times, mr vs. Central Arkansas (1/7/23)

Assists

3, vs. Ky. Christian (12/6/22)

Steals

2, 4 times, mr vs. Central Arkansas (1/7/23)

Blocks

2, 2 times, mr at Tennessee (12/21/22)

FG Made

5, vs. Bucknell (11/22/22)

FG Attempts

11, vs. North Florida (2/18/23)

3FG Made

2, 3 times, mr at Stetson (2/22/23)

3FG Attempts

4, 2 times, mr at Stetson (2/22/23)

FT Made

3, 3 times, mr vs. Florida Gulf Coast (1/5/23)

FT Attempts

7, at South Florida (11/17/22)

SEASON HIGHS**Points**

11, vs. Fisk (11/14/23)

Rebounds

6, George Mason (11/10/23)

Assists

1, 2 times, mr, George Mason (11/10/23)

Steals

1, vs. Fisk (11/14/23)

Blocks

1, vs. Fisk (11/14/23)

FG Made

5, vs. Fisk (11/14/23)

FG Attempts

6, 2 times mr vs. Fisk (11/14/23)

3FG Made

1, vs Life (11/6/23)

3FG Attempts

3, vs Life (11/6/23)

FT Made

1, 2 times mr. vs. Fisk (11/14/23)

FT Attempts

2, vs Life (11/6/23)

#8 WARE, Jalen

Opponent	Date	GS	MIN	Total		3-Pointers		Free throws		Rebounds				PF	A	TO	BLK	STL	PTS	AVG
				FG-FGA	PCT	3FG-3FGA	PCT	FT-FTA	PCT	OFF	DEF	TOT	AVG							
Life (GA)	11/06/2023		05:54	1-2	.500	1-2	.500	1-3	.333	0	2	2	2.0	0	1	0	0	0	4	4.0
at George Mason	11/10/2023		25:11	3-6	.500	0-1	.000	0-1	.000	4	2	6	4.0	3	1	1	0	0	6	5.0
Fisk	11/14/2023		13:57	5-6	.833	0-0	.000	1-2	.500	2	1	3	3.7	2	0	0	1	1	11	7.0
at UTEP	11/17/2023		07:51	0-1	.000	0-0	.000	4-4	1.000	3	2	5	4.0	2	0	0	0	0	4	6.3
vs Tarleton St.	11/20/2023		08:29	1-1	1.000	0-0	.000	0-0	.000	1	0	1	3.4	0	0	0	0	0	2	5.4
vs Sacramento St.	11/22/2023		01:10	0-1	.000	0-0	.000	0-0	.000	0	0	0	2.8	1	0	0	0	0	0	4.5
at App State	11/26/2023		16:42	1-2	.500	0-0	.000	1-2	.500	1	1	2	2.7	3	1	1	1	0	3	4.3
Midway	12/05/2023		10:00	2-2	1.000	0-0	.000	1-1	1.000	1	2	3	2.8	0	0	0	0	0	5	4.4
at Memphis	12/30/2023		00:20	0-0	.000	0-0	.000	0-0	.000	0	0	0	2.4	0	0	0	0	1	0	3.9
Totals			0 89:34	13-21	.619	1-3	.333	8-13	.615	12	10	22	2.4	11	3	2	2	2	35	3.9

Player Averages

Games Played	Minutes/game	Points/game	FG Pct	3FG Pct	FT Pct	Rebounds/game	Assists/game	Turnovers/game	Assist/Turnover ratio	Steals/game	Blocks/game
9	10.0	3.9	61.9	33.3	61.5	2.4	0.3	0.2	1.5	0.2	0.2

CAREER STATS

			Field Goals		3-Point		F-Throws		Rebounds				Scoring							
SEASON	TEAM	GP-GS	MIN/AVG	FG-FGA	FG%	3FG-3FGA	3FG%	FT-FTA	FT%	OFF	DEF	TOT	AVG	PF-FO	A	TO	BLK	STL	PTS	AVG
2021-22	APSU	17-0	115/6.7	9-29	.310	0-11	.000	3-6	.500	16	11	27	1.6	10-0	1	2	1	5	21	1.2
2022-23	APSU	28-12	570/20.3	54-110	.491	11-31	.355	25-44	.568	35	81	116	4.1	54-1	16	13	15	13	144	5.1
2023-24	APSU	9-0	90/10.0	13-21	.619	1-3	.333	8-13	.615	12	10	22	2.4	11-0	3	2	2	2	35	3.9
TOTAL		54-12	774/14.3	76-160	.475	12-45	.267	36-63	.571	63	102	165	3.1	75-1	20	17	18	20	200	3.7

10

HARRISON BLACK

5-8 | Junior | Guard

Houston, Texas | Sam Rayburn HS | Northwestern State

PLAYER NOTES

- Dished out his season's first assist against Kennesaw State, Feb. 8
- Sank his first-career free throws which also were his first points as a Gov against Midway, Dec. 5.
- Made his first appearance of the season in a one-minute performance against Life.
- One of six players who come to Clarksville from Northwestern State where Corey Gipson was the head coach last season.
- Played in seven games during his sophomore season for the Demons.
- Scored two points and dished out a pair of assists against Houston Christian.
- Spent his freshman season at LSU-Alexandria where he played in two games and had a season-best five points and two assists against North American.



CAREER HIGHS

Points

2, 2 times mr Midway (12/5/23)

Rebounds

1, Midway (12/5/23)

Assists

2, 2 times, m.r. at Houston Christian (1/26/23)*

Steals

N/A

Blocks

N/A

FG Made

1, vs. Houston Christian (1/26/23)*

FG Attempts

2, at Rice (12/17/22)*

3FG Made

N/A

3FG Attempts

2, at Rice (12/17/22)*

FT Made

N/A

FT Attempts

N/A

*Previous four-year university
4-year universities only

SEASON HIGHS

Points

2, Midway (12/5/23)

Rebounds

1, Midway (12/5/23)

Assists

1, vs. Kennesaw St. (2/8/24)

Steals

N/A

Blocks

N/A

FG Made

N/A

FG Attempts

1, Midway (12/5/23)

3FG Made

N/A

3FG Attempts

1, Midway (12/5/23)

FT Made

2, Midway (12/5/23)

FT Attempts

2, Midway (12/5/23)

#10 BLACK, Harrison

			Total		3-Pointers		Free throws		Rebounds											
Opponent	Date	GS	MIN	FG-FGA	PCT	3FG-3FGA	PCT	FT-FTA	PCT	OFF	DEF	TOT	AVG	PF	A	TO	BLK	STL	PTS	AVG
Life (GA)	11/06/2023		01:13	0-0	.000	0-0	.000	0-0	.000	0	0	0	0.0	0	0	0	0	0	0	0.0
Fisk	11/14/2023		02:58	0-0	.000	0-0	.000	0-0	.000	0	0	0	0.0	0	0	0	0	0	0	0.0
at App State	11/26/2023		01:20	0-0	.000	0-0	.000	0-0	.000	0	0	0	0.0	0	0	0	0	0	0	0.0
Midway	12/05/2023		08:18	0-1	.000	0-1	.000	2-2	1.000	0	1	1	0.3	0	0	1	0	0	2	0.5
Kennesaw St.	02/08/2024		02:23	0-0	.000	0-0	.000	0-0	.000	0	0	0	0.2	0	1	0	0	0	0	0.4
Totals		0	16:12	0-1	.000	0-1	.000	2-2	1.000	0	1	1	0.2	0	1	1	0	0	2	0.4

Player Averages

Games Played	Minutes/ game	Points/ game	FG Pct	3FG Pct	FT Pct	Rebounds/ game	Assists/ game	Turnovers/ game	Assist/Turnover ratio	Steals/ game	Blocks/ game
5	3.2	0.4	0.0	0.0	100.0	0.2	0.2	0.2	1.0	0.0	0.0

CAREER STATS

SEASON	TEAM	GP-GS		MIN/AVG		Field Goals		3-Point		F-Throws		Rebounds				PF				Scoring	
		GP-GS	MIN/AVG	FG-FGA	FG%	3FG-3FGA	3FG%	FT-FTA	FT%	OFF	DEF	TOT	AVG	PF	FO	A	TO	BLK	STL	PTS	AVG
2022-23	NW	7-0	24/3.4	1-4	.250	0-3	.000	0-0	.000	0	0	0	0.0	2-0	4	2	0	0	0	2	0.3
2023-24	APSU	5-0	16/3.2	0-1	.000	0-1	.000	2-2	1.000	0	1	1	0.2	0-0	1	1	0	0	0	2	0.4
TOTAL FOR APSU		5-0	16/3.2	0-1	.000	0-1	.000	2-2	1.000	0	1	1	0.2	0-0	1	1	0	0	0	2	0.4
TOTAL		12-0	40/3.4	1-5	.200	0-4	.000	2-2	1.000	0	1	1	0.1	2-0	5	3	0	0	0	4	0.3

12

ANTON BROOKSHIRE

6-2 | Junior | Guard

Milwaukee, Wisconsin | Kickapoo HS | Iona

PLAYER NOTES

- Has not appeared yet this season, but eligible to play due to new NCAA multi-time transfer rule.
- Made 32 appearances off the bench during his sophomore season at Iona.
- Helped the Gaels win the Metro Atlantic Athletic Conference Regular-Season and Tournament Championship and punch their ticket to the 2023 NCAA Tournament.
- Averaged 4.2 points per game while shooting 43.1 and 38.8 percent from the field and three-point range, respectively.
- Began his collegiate career at Missouri where he appeared in 18 games as a freshman, earning three starts.
- Was a top 100 recruit nationally in the state of Missouri coming out of Kickapoo High School where teammate Isaac Haney also prepped.



CAREER HIGHS

Points

22, at Saint Peter's (2/19/22)*

Rebounds

4, 2 times, m.r. vs. Quinnipiac (1/29/23)*

Assists

3, 2 times, m.r. vs. Eastern Illinois (12/7/21)*

Steals

2, 3 times, m.r. vs. Canisius (12/4/22)*

Blocks

1, 2 times, m.r. vs. Quinnipiac (1/29/23)*

FG Made

8, at Saint Peter's (2/19/23)*

FG Attempts

12, at Saint Peter's (2/19/23)*

3FG Made

4, 3 times, m.r. vs. Siena (2/26/23)*

3FG Attempts

10, at Quinnipiac (1/8/23)*

FT Made

3, vs. Fairfield (1/13/23)*

FT Attempts

4, vs. Fairfield (1/13/23)*

*Previous four-year university

SEASON HIGHS

Points

N/A

Rebounds

N/A

Assists

N/A

Steals

N/A

Blocks

N/A

FG Made

N/A

FG Attempts

N/A

3FG Made

N/A

3FG Attempts

N/A

FT Made

N/A

FT Attempts

N/A

BROOKSHIRE, Anton

				Field Goals		3-Point		F-Throws		Rebounds												Scoring	
SEASON	TEAM	GP-GS	MIN/AVG	FG-FGA	FG%	3FG-3FGA	3FG%	FT-FTA	FT%	OFF	DEF	TOT	AVG	PF-FO	A	TO	BLK	STL	PTS	AVG			
2021-22	MIZ	18-3	160/8.9	9-34	.265	4-26	.154	5-6	.833	1	13	14	0.8	14-0	14	16	0	6	27	1.5			
2022-23	Iona	32-0	304/9.5	47-109	.431	31-80	.388	8-9	.889	6	29	35	1.1	19-0	13	10	2	6	133	4.2			
TOTAL FOR APSU		0-0	0/0.0	0-0	.000	0-0	.000	0-0	.000	0	0	0	0.0	0-0	0	0	0	0	0	0.0			
TOTAL		50-3	464/9.3	56-143	.392	35-106	.330	13-15	.867	7	42	49	1.0	33-0	27	26	2	12	160	3.2			

14

JONATHAN DUNN

6-7 | Sophomore | Forward

Florissant, Missouri | Logan-Rogersville HS | Missouri State

PLAYER NOTES

- Made his first-career start in his career's first appearance against Life.
- Did not play during his freshman season at Missouri State
- Graduated from Logan-Rogersville High School where he averaged 23.0 points and 4.7 rebounds per game while shooting 62.6 percent from the field, earning Big 8 East Player of the Year.



#14 DUNN, Jonathan

Opponent	Date	GS	MIN	Total		3-Pointers		Free throws		Rebounds				PF	A	TO	BLK	STL	PTS	AVG	
				FG-FGA	PCT	3FG-3FGA	PCT	FT-FTA	PCT	OFF	DEF	TOT	AVG								
Life (GA)	11/06/2023	*	14:48	2-2	1.000	0-0	.000	0-0	.000	0	0	0	0.0	2	0	1	0	1	4	4.0	
at George Mason	11/10/2023		05:18	0-1	.000	0-0	.000	0-0	.000	0	1	1	0.5	1	0	0	0	0	2.0		
at UTEP	11/17/2023		17:52	2-4	.500	0-0	.000	2-4	.500	2	0	2	1.0	3	1	0	0	6	3.3		
vs Tarleton St.	11/20/2023		11:43	1-3	.333	0-0	.000	0-0	.000	1	0	1	1.0	5	0	1	0	2	3.0		
vs Sacramento St.	11/22/2023		05:27	0-0	.000	0-0	.000	0-0	.000	0	0	0	0.8	1	0	3	0	1	0	2.4	
at App State	11/26/2023		01:35	0-2	.000	0-0	.000	0-0	.000	0	0	0	0.7	0	0	0	0	0	0	2.0	
Morehead St.	11/29/2023		00:28	0-0	.000	0-0	.000	0-0	.000	0	0	0	0.6	0	0	0	0	0	0	1.7	
at Tennessee St.	12/02/2023		05:25	1-1	1.000	0-0	.000	0-0	.000	1	1	2	0.8	2	0	2	0	0	2	1.8	
Midway	12/05/2023		10:47	1-2	.500	0-0	.000	1-2	.500	1	1	2	0.9	2	1	1	1	0	3	1.9	
at Lipscomb	01/13/2024		02:17	0-0	.000	0-0	.000	0-0	.000	0	1	1	0.9	0	0	1	0	0	0	1.7	
Kennesaw St.	02/08/2024		01:15	0-0	.000	0-0	.000	0-0	.000	0	0	0	0.8	0	0	1	0	0	0	1.5	
Queens (NC)	02/10/2024		06:40	0-0	.000	0-0	.000	0-0	.000	1	0	1	0.8	2	0	0	0	1	0	1.4	
at Central Ark.	02/15/2024		01:15	0-0	.000	0-0	.000	0-0	.000	0	0	0	0.8	0	0	0	0	0	0	1.3	
at North Ala.	02/17/2024		00:08	0-0	.000	0-0	.000	0-0	.000	0	0	0	0.7	1	0	0	0	0	0	1.2	
Lipscomb	02/24/2024		00:30	0-0	.000	0-0	.000	0-0	.000	0	0	0	0.7	0	0	0	0	0	0	1.1	
Eastern Ky.	02/28/2024		01:04	0-0	.000	0-0	.000	0-0	.000	0	0	0	0.6	0	0	0	0	0	0	1.1	
Totals			1	86:32	7-15	.467	0-0	.000	3-6	.500	6	4	10	0.6	19	2	11	1	3	17	1.1

Player Averages

Games Played	Minutes/game	Points/game	FG Pct	3FG Pct	FT Pct	Rebounds/game	Assists/game	Turnovers/game	Assist/Turnover ratio	Steals/game	Blocks/game
16	5.4	1.1	46.7	0.0	50.0	0.6	0.1	0.7	0.2	0.2	0.1

CAREER STATS

				Field Goals		3-Point		F-Throws		Rebounds											Scoring	
SEASON	TEAM	GP-GS	MIN	AVG	FG-FGA	FG%	3FG-3FGA	3FG%	FT-FTA	FT%	OFF	DEF	TOT	AVG	PF-FO	A	TO	BLK	STL	PTS	AVG	
2023-24	APSU	16-1	87	5.4	7-15	.467	0-0	.000	3-6	.500	6	4	10	0.6	19-1	2	11	1	3	17	1.1	
TOTAL		16-1	87	5.4	7-15	.467	0-0	.000	3-6	.500	6	4	10	0.6	19-1	2	11	1	3	17	1.1	

CAREER HIGHS

Points

6, at UTEP (11/17/23)

Rebounds

2, at UTEP (11/17/23)

Assists

1, at UTEP (11/17/23)

Steals

1, vs Life (11/6/23)

Blocks

N/A

FG Made

2, 2 times mr at UTEP (11/17/23)

FG Attempts

4, at UTEP (11/17/23)

3FG Made

N/A

3FG Attempts

N/A

FT Made

2, at UTEP (11/17/23)

FT Attempts

4, at UTEP (11/17/23)

SEASON HIGHS

Points

6, at UTEP (11/17/23)

Rebounds

2, 2 times mr, Midway (12/5/23)

Assists

1, 2 times mr Midway (12/5/23)

Steals

1, vs Life (11/6/23)

Blocks

1, Midway (12/5/23)

FG Made

2, 2 times mr at UTEP (11/17/23)

FG Attempts

4, at UTEP (11/17/23)

3FG Made

N/A

3FG Attempts

N/A

FT Made

2, at UTEP (11/17/23)

FT Attempts

4, at UTEP (11/17/23)

24 HANSEL ENMANUEL

6-6 | Sophomore | Guard

Los Mina, Dominican Republic | Life Christian Academy | Northwestern State

PLAYER NOTES

- Career day against Midway with eight points coming on a 4-for-4 clip from the field against Midway, Dec. 5.
- Also had a career-best 10 rebounds and five offensive boards against Midway.
- Made his first start as a Gov against Morehead State and has proceeded to be in the starting lineup each of the last two games.
- Career-best three blocks against Sacramento State in the 2023 SoCal Challenge, Nov. 22.
- Matched his career high with five rebounds against Fisk, Nov. 14.
- Scored his first points as a Gov on a breakaway dunk against George Mason which was featured on SportsCenter, Nov. 10.
- One of six players who come to Clarksville from Northwestern State under Governors' first-year head coach Corey Gipson.
- Appeared in 20 games during his freshman season with the Demons, starting the final five games of the season.
- Played a season-best 25 minutes against Texas A&M-Corpus Christi in the Southland COnference Tournament Championship.
- A two-year letterwinner at Life Christian Academy where he was a three-star recruit by 247sports.com and was ranked the No. 243 prospect coming out of high school.
- Averaged 25.9 points, 11.0 rebounds, 6.9 assists, and 3.4 blocks per game as a senior in high school.



CAREER HIGHS

Points

8, Midway (12/5/23)

Rebounds

10, Midway (12/5/23)

Assists

1, 5 times, vs. Fisk (11/14/23)

Steals

3, 2 times mr. at UTEP (11/17/23)

Blocks

3, vs. Sac. State (11/22/23)

FG Made

4, Midway (12/5/23)

FG Attempts

5, vs. Houston Christian (1/26/23)*

3FG Made

1, at New Orleans (1/21/23)*

3FG Attempts

1, 4 times

FT Made

2, at Houston Christian (2/2/23)*

FT Attempts

5, vs. Louisiana-Monroe (12/10/22)*

*Previous four-year university

SEASON HIGHS

Points

8, Midway (12/5/23)

Rebounds

10, Midway (12/5/23)

Assists

1, 5 times mr Midway (12/5/23)

Steals

3, at UTEP (11/17/23)

Blocks

3, 2 times mr. vs. MUR (12/9/23)

FG Made

4, Midway (12/5/23)

FG Attempts

4, 2 times mr, Midway (12/5/23)

3FG Made

N/A

3FG Attempts

N/A

FT Made

N/A

FT Attempts

2, vs Life (11/6/23)

#24 ENMANUEL, Hansel

Opponent	Date	GS	MIN	Total		3-Pointers		Free throws		Rebounds				PF	A	TO	BLK	STL	PTS	AVG
				FG-FGA	PCT	3FG-3FGA	PCT	FT-FTA	PCT	OFF	DEF	TOT	AVG							
Life (GA)	11/06/2023		09:33	0-0	.000	0-0	.000	0-2	.000	0	0	0	0.0	1	0	0	0	0	0	0.0
at George Mason	11/10/2023		19:44	1-1	1.000	0-0	.000	0-0	.000	0	4	4	2.0	2	1	0	1	1	2	1.0
Fisk	11/14/2023		20:58	2-2	1.000	0-0	.000	0-0	.000	3	2	5	3.0	1	1	0	1	1	4	2.0
at UTEP	11/17/2023		21:49	0-2	.000	0-0	.000	0-1	.000	1	3	4	3.3	1	0	0	1	3	0	1.5
vs Tarleton St.	11/20/2023		02:03	0-1	.000	0-0	.000	0-0	.000	0	0	0	2.6	0	0	0	1	0	0	1.2
vs Sacramento St.	11/22/2023		18:40	0-0	.000	0-0	.000	0-0	.000	0	3	3	2.7	2	0	0	3	0	0	1.0
at App State	11/26/2023		16:53	1-1	1.000	0-0	.000	0-0	.000	1	1	2	2.6	1	1	0	0	1	2	1.1
Morehead St.	11/29/2023	*	28:18	1-1	1.000	0-0	.000	0-0	.000	1	1	2	2.5	3	1	0	2	0	2	1.3
at Tennessee St.	12/02/2023	*	25:49	3-4	.750	0-0	.000	0-0	.000	3	4	7	3.0	4	0	2	0	0	6	1.8
Midway	12/05/2023	*	29:16	4-4	1.000	0-0	.000	0-0	.000	5	5	10	3.7	4	1	1	2	1	8	2.4
Murray St.	12/09/2023		19:10	2-3	.667	0-0	.000	0-1	.000	4	5	9	4.2	0	1	0	3	0	4	2.5
at Southern Ill.	12/12/2023		19:31	1-1	1.000	0-0	.000	0-0	.000	1	1	2	4.0	2	0	0	1	1	2	2.5
at Western Ky.	12/16/2023		16:32	1-1	1.000	0-0	.000	0-0	.000	1	2	3	3.9	1	1	0	0	0	2	2.5
Ohio	12/22/2023		08:40	0-1	.000	0-0	.000	0-0	.000	0	0	0	3.6	0	0	0	0	0	0	2.3
at Memphis	12/30/2023		18:11	1-1	1.000	0-0	.000	1-2	.500	3	2	5	3.7	2	1	0	2	0	3	2.3
at Bellarmine	01/04/2024		14:27	0-0	.000	0-0	.000	0-2	.000	0	2	2	3.6	0	0	0	1	1	0	2.2
at Eastern Ky.	01/06/2024		11:28	1-1	1.000	0-0	.000	0-0	.000	1	2	3	3.6	2	0	0	1	1	2	2.2
at Lipscomb	01/13/2024		16:40	1-2	.500	0-0	.000	0-0	.000	0	1	1	3.4	0	0	1	1	0	2	2.2
North Ala.	01/18/2024		17:14	1-2	.500	0-0	.000	0-0	.000	1	1	2	3.4	3	0	0	1	0	2	2.2
Central Ark.	01/20/2024		19:27	1-2	.500	0-0	.000	1-2	.500	1	4	5	3.5	3	0	0	2	0	3	2.2
at Stetson	01/25/2024		15:08	1-4	.250	0-0	.000	0-0	.000	5	0	5	3.5	3	1	0	1	0	2	2.2
at FGCU	01/27/2024		02:04	0-0	.000	0-0	.000	0-0	.000	0	0	0	3.4	0	0	0	0	0	0	2.1
at Jacksonville	01/31/2024		18:12	0-0	.000	0-0	.000	0-0	.000	0	1	1	3.3	2	2	0	0	1	0	2.0
North Florida	02/03/2024		16:27	2-2	1.000	0-0	.000	0-0	.000	1	1	2	3.2	2	0	0	0	1	4	2.1
Kennesaw St.	02/08/2024		05:02	0-0	.000	0-0	.000	0-0	.000	0	0	0	3.1	0	0	0	0	0	0	2.0
Queens (NC)	02/10/2024		05:06	0-0	.000	0-0	.000	0-0	.000	0	0	0	3.0	2	0	1	0	0	0	1.9
at Central Ark.	02/15/2024		18:18	2-3	.667	0-0	.000	0-0	.000	2	3	5	3.0	1	0	0	0	0	4	2.0
at North Ala.	02/17/2024		01:22	0-0	.000	0-0	.000	0-0	.000	0	0	0	2.9	0	0	0	0	0	0	1.9
Totals		3	436:02	26-39	.667	0-0	.000	2-10	.200	34	48	82	2.9	42	11	5	24	12	54	1.9

Player Averages

Games Played	Minutes/game	Points/game	FG Pct	3FG Pct	FT Pct	Rebounds/game	Assists/game	Turnovers/game	Assist/Turnover ratio	Steals/game	Blocks/game
28	15.6	1.9	66.7	0.0	20.0	2.9	0.4	0.2	2.2	0.4	0.9

CAREER STATS

SEASON	TEAM	GP-GS	MIN/AVG	Field Goals		3-Point		F-Throws		Rebounds				Scoring						
				FG-FGA	FG%	3FG-3FGA	3FG%	FT-FTA	FT%	OFF	DEF	TOT	AVG	PF-FO	A	TO	BLK	STL	PTS	AVG
2022-23	NW	20-5	163/8.1	14-26	.538	1-4	.250	5-13	.385	10	14	24	1.2	10-0	2	9	5	10	34	1.7
2023-24	APSU	28-3	436/15.6	26-39	.667	0-0	.000	2-10	.200	34	48	82	2.9	42-0	11	5	24	12	54	1.9
TOTAL FOR APSU		28-3	436/15.6	26-39	.667	0-0	.000	2-10	.200	34	48	82	2.9	42-0	11	5	24	12	54	1.9
TOTAL		48-8	599/12.5	40-65	.615	1-4	.250	7-23	.304	44	62	106	2.2	52-0	13	14	29	22	88	1.8

32

JORDAN WILMORE

7-3 | Senior | Center

Memphis, Tennessee | Whitehaven HS | Northwestern State

PLAYER NOTES

- Earned his first start as a Governor at Florida Gulf Coast, Jan 27, and has started each of the last two games at the five position for APSU.
- Redshirt was burned against Western Kentucky due to new NCAA multi-time transfer rules.
- Scored six points and hauled in six rebounds in APSU debut against Western Kentucky.
- The tallest and biggest player in program history at 7-3, 352 pounds.
- One of six players who come to Clarksville from Northwestern State where Corey Gipson was the head coach last season.
- Played in 28 games for the Demons, making 12 starts.
- Began his career at Missouri, where he played for two seasons, appearing in 18 games and making six starts.



#32 WILMORE, Jordan

Opponent	Date	GS	MIN	Total		3-Pointers		Free throws		Rebounds				PF	A	TO	BLK	STL	PTS	AVG
				FG-FGA	PCT	3FG-3FGA	PCT	FT-FTA	PCT	OFF	DEF	TOT	AVG							
at Western Ky.	12/16/2023		16:08	3-4	.750	0-0	.000	0-0	.000	1	5	6	6.0	4	0	1	0	0	6	6.0
at Memphis	12/30/2023		14:16	1-2	.500	0-0	.000	0-0	.000	1	2	3	4.5	3	0	2	0	0	2	4.0
at Bellarmine	01/04/2024		15:22	4-5	.800	0-0	.000	0-0	.000	1	4	5	4.7	2	0	0	1	0	8	5.3
at Eastern Ky.	01/06/2024		07:35	0-3	.000	0-0	.000	0-0	.000	1	1	2	4.0	1	0	0	0	0	0	4.0
at Lipscomb	01/13/2024		00:53	0-0	.000	0-0	.000	0-0	.000	0	0	0	3.2	0	0	0	0	0	0	3.2
North Ala.	01/18/2024		00:24	0-0	.000	0-0	.000	0-0	.000	0	0	0	2.7	0	0	0	0	0	0	2.7
Central Ark.	01/20/2024		04:12	0-2	.000	0-0	.000	0-0	.000	1	0	1	2.4	1	0	0	0	1	0	2.3
at Stetson	01/25/2024		13:56	0-0	.000	0-0	.000	0-0	.000	3	0	3	2.5	2	0	0	0	0	0	2.0
at FGCU	01/27/2024	*	18:58	0-0	.000	0-0	.000	0-0	.000	1	2	3	2.6	3	0	0	2	1	0	1.8
at Jacksonville	01/31/2024	*	10:26	1-1	1.000	0-0	.000	0-0	.000	1	2	3	2.6	3	0	1	2	0	2	1.8
Kennesaw St.	02/08/2024		08:09	1-3	.333	0-0	.000	0-1	.000	0	3	3	2.6	2	0	1	0	0	2	1.8
Queens (NC)	02/10/2024		08:42	1-1	1.000	0-0	.000	0-0	.000	0	0	0	2.4	2	0	0	2	0	2	1.8
at Central Ark.	02/15/2024		03:33	0-2	.000	0-0	.000	0-0	.000	1	2	3	2.5	2	0	0	0	0	0	1.7
at North Ala.	02/17/2024		06:09	0-0	.000	0-0	.000	0-0	.000	0	2	2	2.4	2	0	0	0	0	0	1.6
Lipscomb	02/24/2024		01:06	0-0	.000	0-0	.000	0-0	.000	0	0	0	2.3	0	0	0	0	0	0	1.5
Totals		2	129:48	11-23	.478	0-0	.000	0-1	.000	11	23	34	2.3	27	0	5	7	2	22	1.5

Player Averages

Games Played	Minutes/game	Points/game	FG Pct	3FG Pct	FT Pct	Rebounds/game	Assists/game	Turnovers/game	Assist/Turnover ratio	Steals/game	Blocks/game
15	8.7	1.5	47.8	0.0	0.0	2.3	0.0	0.3	0.0	0.1	0.5

CAREER STATS

SEASON	TEAM	GP-GS	MIN/AVG	Field Goals		3-Point		F-Throws		Rebounds				Scoring						
				FG-FGA	FG%	3FG-3FGA	3FG%	FT-FTA	FT%	OFF	DEF	TOT	AVG	PF-FO	A	TO	BLK	STL	PTS	AVG
2020-21	MIZ	5-0	21/4.1	2-4	.500	0-0	.000	0-0	.000	1	5	6	1.2	6-0	1	2	0	0	4	0.8
2021-22	MIZ	13-6	103/7.9	12-27	.444	0-0	.000	2-6	.333	7	15	22	1.7	23-0	2	10	6	2	26	2.0
2022-23	NW	28-12	257/9.2	11-28	.393	0-0	.000	3-11	.273	24	36	60	2.1	55-0	1	12	14	9	25	0.9
2023-24	APSU	15-2	130/8.7	11-23	.478	0-0	.000	0-1	.000	11	23	34	2.3	27-0	0	5	7	2	22	1.5
TOTAL FOR APSU		15-2	130/8.7	11-23	.478	0-0	.000	0-1	.000	11	23	34	2.3	27-0	0	5	7	2	22	1.5
TOTAL		61-20	510/8.4	36-82	.439	0-0	.000	5-18	.278	43	79	122	2.0	111-0	4	29	27	13	77	1.3

CAREER HIGHS

Points

22, vs. NIU (11/18/21)*

Rebounds

8, 2 times, m.r. vs. McNeese (1/12/23)*

Assists

1, 4 times

Steals

2, vs. Ouachita Baptist (11/10/22)*

Blocks

3, 2 times, m.r. vs. UCA (11/26/22)*

FG Made

5, vs. NIU (11/18/21)*

FG Attempts

7, vs. NIU (11/18/21)*

3FG Made

N/A

3FG Attempts

N/A

FT Made

1, 5 times

FT Attempts

2, 7 times

*Previous four-year university

SEASON HIGHS

Points

8 at Bellarmine (1/4)

Rebounds

6, at WKU (12/16/23)

Assists

N/A

Steals

N/A

Blocks

2, 2 times mr Queens (2/10/24)

FG Made

4, at Bellarmine (1/4)

FG Attempts

5, at Bellarmine (1/4)

3FG Made

N/A

3FG Attempts

N/A

FT Made

N/A

FT Attempts

N/A

LAST TIME IT HAPPENED (TEAM)

POINTS & HALF SCORING

Single-Game scoring record: 128 vs. Tusculum, Jan. 4, 1973
Scored 80+ points in a game: vs. Eastern Kentucky (83), Feb. 28, 2024
Scored 90+ points in a game: vs. North Florida (95), Feb. 3, 2024
Scored 95+ points in a game: vs. North Florida (95), Feb. 3, 2024
Scored 100+ points in a game: vs. Kentucky Christian (102), Dec. 6, 2022
Scored 110+ points in a game: vs. Oakland City (110), Nov. 5, 2019
Scored 115+ points in a game: vs. Calvary (116), Dec. 8, 2018
Scored 120+ points in a game: vs. Milligan (122), Feb. 21, 1991
Scored 125+ points in a game: vs. Union (127), Dec. 6, 1973
Scored 50+ points in a half: vs. Midway (52), Dec. 5, 2023
Scored 60+ points in a half: vs. Calvary (65, 1st half), Dec. 8, 2018
Scored 70+ points in a half: vs. Youngstown State (73), Feb. 21, 1987
 [program record]
Allowed Less than 50 points: vs. Murray State (49), Dec. 9, 2023
Allowed Less than 45 points: vs. Midway (44), Dec. 5, 2023
Allowed Less than 40 points: vs. Carver (38), Dec. 4, 2020
Allowed Less than 30 points: vs. 1580th Service Section (27), Jan. 14, 1946
Allowed Less than 50 points in back-to-back games: vs. Midway (44), Dec. 9, 2023 & vs. Murray State (49), Dec. 9, 2023
Allowed Less than 45 points in back-to-back games: vs. Arkansas-Monticello (40), Nov. 21, 2001 & vs. Marian (42), Nov. 26, 2001.

FIELD GOALS & THREE POINTERS

Single-game field goals made record: 52 vs. Tusculum, Jan. 4, 1973
Single-game field-goal percentage record: .688 (44-64) vs. Milligan, Feb. 21, 1991
Single-game three-pointers made record: 17 vs. Life, Nov. 6, 2023
Single-game three-point percentage record (min. 10 made per game): .611 (11-18) vs. Eastern Illinois, Feb. 8, 2007
Made 30+ field goals in a game: vs. Lipscomb (33), Feb. 24, 2024
Made 35+ field goals in a game: vs. North Florida (37), Feb. 3, 2024
Made 40+ field goals in a game: vs. Carver (42), Dec. 4, 2020
Made 45+ field goals in a game: vs. Oakland City (46), Nov. 5, 2019
Made 50+ field goals in a game: vs. Tusculum (52), Jan. 4, 1973 [program record]
Shot 55+ percent in a game: vs. Queens (.558, 29-52), Feb. 10, 2024
Shot 60+ percent in a game: at Jacksonville State (.611, 33-54), Jan. 13, 2018
Shot 50+ percent in back-to-back games: vs. North Florida (.521, 37-71), Feb. 3, 2024 & vs. Kennesaw State (.520, 26-50), Feb. 8, 2024, vs. Queens (.558, 29-52), Feb. 10, 2024
Made 10+ three-point field goals: at North Alabama (10), Feb. 17, 2024
Made 15+ three-point field goals: vs. Life (17), Nov. 6, 2023 [program record]
Made 10+ three-pointers in back-to-back games: vs. North Florida (13), Feb. 3, 2024 & vs. Kennesaw State (13), Feb. 8, 2024
Made 10+ three-pointers in 3-straight games: 3 Games: Jan. 20, 2024 vs. Central Arkansas (10), at Stetson (11), Jan. 25, 2024 (10), at Florida Gulf Coast (11), Jan. 27, 2024 (3 Games)
Made 10+ three-pointers in 4-straight games: Dec. 21, 2022 - Jan. 7, 2023 (5 games)
Shot 50 percent from three-point range (min. 6 made): at North Alabama (.556, 10-of-18), Feb. 17, 2024
Shot 60 percent from three-point range (min. 6 made): vs. Miami [OH] (.600, 9-15), Nov. 26, 2017
Shot 50+ percent from three-point range in back-to-back games (min. 6 made per game): at Memphis (.750, 6-8), Dec. 8, 2012 & at Arkansas State (.583, 7-12), Dec. 16, 2012
Consecutive Games with a 3-pointer: 696 (Feb. 23, 2002-active) [program record]
Last game without a 3-point field goal: vs. Morehead State, Feb. 18, 2002

FREE THROWS & PERCENTAGES

Single-Game made free throw record: 52 vs. Southern Illinois, Dec. 1, 1958
Single-game free-throw percentage record (min. 10 made per game): 1.000 (10-10) vs. Belmont, Nov. 27, 1999 & vs. Middle Tennessee, Feb. 19, 1979
Made 20+ free throws: vs. Eastern Kentucky (21), Feb. 28, 2024
Made 30+ free throws: vs. Morehead State (32), Jan. 28, 2015
Made 35+ free throws: at Southeast Missouri (37), Jan. 29, 2008
Attempted 30+ free throws: vs. Kennesaw State (31), Feb. 8, 2024
Attempted 40+ free throws: at Alabama A&M (43), Dec. 1, 2018
Attempted 50+ free throws: vs. Bethel (51), Nov. 22, 2017
Shot 90 percent from free-throw line (min. 10 made): at Lipscomb (.938, 15-16), Jan. 14, 2023
Shot 100 percent from free-throw line: vs. Eastern Kentucky (1.000, 6-6), Jan. 21, 2023

REBOUNDS

Single-Game rebounds record: 78 vs. Southern Illinois, Dec. 1, 1958
Grabbed 40+ rebounds: vs. Central Arkansas (40), Jan. 20, 2024
Grabbed 50+ rebounds: vs. Kentucky Christian (58), Dec. 6, 2022
Grabbed 60+ rebounds: vs. Southern Illinois (78), Dec. 1, 1958
Grabbed 70+ rebounds: vs. Southern Illinois (78), Dec. 1, 1958
Grabbed 15+ offensive rebounds: at Stetson (19), Jan. 25, 2024
Grabbed 20+ offensive rebounds: vs. Kentucky Christian (23), Dec. 6, 2022
Grabbed 25+ offensive rebounds: vs. Youngstown State (27), Feb. 18, 2012

ASSISTS

Single-Game assists record: 31 vs. Oakland City, Nov. 16, 2017
Dished out 15+ assists: vs. Kennesaw State (15), Feb. 8, 2024
Dished out 20+ assists: vs. Midway (21), Dec. 5, 2023
Dished out 25+ assists: vs. Kentucky Christian (26), Dec. 6, 2022
Dished out 30+ assists: vs. Oakland City (31), Nov. 16, 2017 [program record]

STEALS

Single-Game steals record: 23 vs. Calvary, Dec. 8, 2018
Recorded 10+ steals: at Central Arkansas (13), Feb. 15, 2024
Recorded 15+ steals: vs. UTEP (15), Nov. 17, 2023
Recorded 20+ steals: vs. Calvary (23), Dec. 8, 2018 [program record]

BLOCKS

Single-Game blocks record: 17 vs. Berea, Nov. 16, 2014
Blocked 5 shots: vs. North Alabama (23), Jan. 18, 2024
Blocked 10 shots: vs. South Carolina State (11), Nov. 25, 2019
Blocked 15 shots: vs. Berea (17), Nov. 16, 2014 [program record]

ABOUT 100-POINT GAMES...

Games since last 100-point outing: 52
The last time APSU scored 100+ points (Overall): vs. Kentucky Christian (W, 102-57), Dec. 6, 2022
The last time APSU scored 100+ points (conference game): at Southeast Missouri (L, 116-121 3OT), Jan. 29, 2007 [OVC]
Number of times APSU has scored 100+ points all-time (record): 77 (68-9)
Number of 100-point games during Gipson Era (record): 0 (0-0)
Number of times opponent has scored 100+ points all-time (APSU record): 79 (5-74)

ABOUT OVERTIME CONTESTS...

APSU all-time record in overtime: 41-58
APSU all-time record in overtime during Gipson Era: 2-0
Played in an overtime game: vs. North Florida (95-91, 2OT), Feb. 3, 2024
Won an overtime game: vs. North Florida (95-91, 2OT), Feb. 3, 2024
Lost an overtime game: at North Florida (85-90), Dec. 31, 2022
Won a two-overtime game: vs. North Florida (95-91, 2OT), Feb. 3, 2024
Lost a two-overtime game: vs. Morehead State (65-67), March 7, 2009
Won a three-overtime game: N/A
Lost a three-overtime game: at Southeast Missouri (116-121), Jan. 29, 2008

LAST TIME IT HAPPENED (INDIVIDUAL)

POINTS

Single-Game scoring record: James "Fly" Williams (51) vs. Tennessee Tech, Jan. 20, 1973 & Georgia Southern, Dec. 30, 1972

Scored 25+ points: Sai Witt (26), vs. Eastern Ky. Feb. 28, 2024

Scored 30+ points: Isaac Haney (32) at North Alabama, Feb. 17, 2024

Scored 35+ points: Terry Taylor (38) vs. Eastern Illinois, Jan. 9, 2021

Scored 40+ points: Terry Taylor (42) vs. Morehead State, Feb. 16, 2019

Scored 45+ points: James "Fly" Williams (51) vs. Tennessee Tech, Jan. 20, 1973

Scored 50+ points: James "Fly" Williams (51) vs. Tennessee Tech, Jan. 20, 1973

Two players with 20+ points: Sai Witt (26), & Isaac Haney (22) vs. Eastern Ky. Feb. 28, 2024

Two players with 30+ points: Jordyn Adams (37) & Terry Taylor (37) vs. Tennessee State, Jan. 23, 2020

Three players with 20+ points: Sai Witt (33), Dezi Jones (22), Ja'Monta Black (21) vs. North Florida, Feb. 3, 2024

Five Players with 10+ points: Sai Witt (27), DeMarcus Sharp (20), Ja'Monta Black (20), Isaac Haney (11), Dezi Jones (11), vs. Central Arkansas, Jan. 20, 2024

Six Players with 10+ points: Drew Calderon (19), Elijah Hutchins-Everett (14), Sean Durugordon (14), Caleb Stone-Carrawell (13), Cameron Copeland (11), & Jalen Ware (10) vs. Kentucky Christian, Dec. 6, 2022

REBOUNDS

Single-Game rebounds record: Greg Kinman (28) vs. Chattanooga, Dec. 2, 1970

Grabbed 10+ rebounds: Sai Witt (10) at North Alabama, Feb. 17, 2024

Grabbed 15+ rebounds: Terry Taylor (16) vs. Eastern Kentucky, March 4, 2021

Grabbed 20+ rebounds: Terry Taylor (23) at Belmont, Feb. 8, 2020

Grabbed 25+ rebounds: Greg Kinman (28) vs. Chattanooga, Dec. 2, 1970

Two players with 10+ rebounds: DeMarcus Sharp (10) & Hansel Enmanuel (10) vs. Midway Dec. 5, 2023

Three players with 10+ rebounds: Tyshawn Edmonson (11), Will Triggs (11), & John Fraley (10) vs. Eastern Illinois, Feb. 24, 2011

Scored 20+ points, grabbed 20+ rebounds: Terry Taylor (26 pts/23 reb) at Belmont, Feb. 8, 2020

Scored 30+ points, grabbed 20+ rebounds: Chris Horton (37 pts/21 reb) vs. Tennessee Tech, March 2, 2016

ASSISTS

Single-Game assists record: Norman Jackson (16) vs. Southern Miss, Jan. 5, 1976

Dished out 10+ assists: Guy Fauntleroy (10) vs. Kentucky Christian, Dec. 6, 2022

Dished out 12+ assists: Damarius Smith (12) vs. Dalton State, Dec. 30, 2013

Dished out 15+ assists: Norman Jackson (16) vs. Southern Miss, Jan. 5, 1976

5+ Assists With Zero Turnovers: DeMarcus Sharp (7), at FGCU, Jan. 27, 2024

BLOCKS

Single-Game blocks record: Chris Horton (10) vs. Berea, Nov. 16, 2014

Blocked 5+ shots: Kenny Jones (5) vs. Lipscomb, Dec. 20, 2016

Blocked 7+ shots: Chris Horton (10) vs. Berea, Nov. 16, 2014 [program record]

STEALS

Single-Game steals record: Reggie Crenshaw (9) vs. Tennessee Tech, Feb. 14, 1998

Grabbed 4+ steals: Dezi Jones (5), at Central Arkansas Feb. 15, 2024

Grabbed 5+ steals: Dezi Jones (5), at Central Arkansas Feb. 15, 2024

Grabbed 7+ steals: Cameron Copeland (7) at Howard, Nov. 26, 2021

INDIVIDUAL SCORING STREAKS

Scoring 10+ points in 10+ consecutive games: DeMarcus Sharp, Nov. 6-Dec. 30, 2023 (14 games)

Scoring 10+ points in 15+ consecutive games: Terry Taylor, March 5, 2020 – March 4, 2021 (29 games)

Scoring 10+ points in 20+ consecutive games: Terry Taylor, March 5, 2020 – March 4, 2021 (29 games)

Scoring 10+ points in 25+ consecutive games: Terry Taylor, March 5, 2020 – March 4, 2021 (29 games)

Scoring 10+ points in 30+ consecutive games: Terry Taylor, Nov. 5, 2019 – Feb. 27, 2020 (30 games)

Scoring 20+ points in two consecutive games: Dezi Jones, Feb. 10-Pres. (2 Games)

Scoring 20+ points in three consecutive games: DeMarcus Sharp, Jan. 6-20, 204 (4 Games)

Scoring 20+ points in four consecutive games: DeMarcus Sharp, Jan. 6, 2024 - Present (4 Games)

Scoring 20+ points in five consecutive games: Terry Taylor, March 5, 2020 – Nov. 27, 2020 (5 games)

Scoring 30+ points in consecutive games: Jordyn Adams, 31 at UT Martin, Jan. 18, 2020 & 37 vs. Tennessee State, Jan. 23, 2020

INDIVIDUAL REBOUNDING STREAKS

Grabbing 10+ rebounds in 10+ consecutive games: Terry Taylor, Feb. 6, 2020 – Dec. 8, 2020 (15 games)

Grabbing 10+ rebounds in 15+ consecutive games: Terry Taylor, Feb. 6, 2020 – Dec. 8, 2020 (15 games)

DOUBLE-DOUBLE INFO

Recorded a Double-Double (points and rebounds): Sai Witt (10pts/11reb) at Central Arkansas, Feb. 15, 2024

Recorded a Double-Double (points and assists): Dayton Gumm (11 pts/10 ast) vs. Oakland City, Nov. 6, 2018

20-10 Double-Double: Sai Witt (21pts/11reb), vs. Sacramento State, Nov. 22, 2023

Two players with Double-Doubles in same game: Terry Taylor (25 pts/11 reb) and Mike Peake (14 pts/10 rebs) vs. Eastern Illinois, Feb. 20, 2021

Double-Doubles in consecutive games: DeMarcus Sharp vs. Life (10pts/10reb) & at George Mason (23pts/13reb), Nov. 14, 2023

Double-Doubles in three consecutive games: DeMarcus Sharp, Nov. 6-14, 2023

Double-Doubles in four consecutive games: Terry Taylor, Feb. 4, 2021 – Feb. 20, 2021 (8 games)

Double-Doubles in five consecutive games: Terry Taylor, Feb. 4, 2021 – Feb. 20, 2021 (8 games)

Double-Doubles in six consecutive games: Terry Taylor, Feb. 4, 2021 – Feb. 20, 2021 (8 games)

Double-Doubles in seven consecutive games: Terry Taylor, Feb. 4, 2021 – Feb. 20, 2021 (8 games)

Double-Doubles in eight consecutive games: Terry Taylor, Feb. 4, 2021 – Feb. 20, 2021 (8 games)

Double-Doubles in nine consecutive games: Chris Horton, Nov. 21, 2015 – Dec. 22, 2015 (10 games)

Double-Doubles in 10 consecutive games: Chris Horton, Nov. 21, 2015 – Dec. 22, 2015 (10 games)

TRIPLE-DOUBLE INFO

Total Triple-Doubles In Program History: 2

Recorded a Triple-Double (any combination): Chris Horton (12 pts/10 reb/10 blk) vs. Berea, Nov. 16, 2014

Recorded a Triple-Double (points, rebounds, and assists): Trenton Hassell (27 pts/13 reb/12 ast) vs. UT Martin, Feb. 22, 2001

AUSTIN PEAY BASKETBALL

RECORDS (CAREER)

POINTS

Rank	Pts	Player	Season
1.	2507	Terry Taylor	2017-21
2.	2267	Bubba Wells	1993-97
3.	2073	Nick Stapleton	1998-02
4.	1991	Drake Reed	2005-09
5.	1850	Tom Morgan	1952-53,55-58
6.	1705	Chris Horton	2012-16
7.	1718	Otis Howard	1974-78
8.	1700	Howard Wright	1967-70
	1700	Wes Channels	2006-10
10.	1645	Anthony Davis	2001-05
11.	1626	Trenton Hassell	1998-01
12.	1541	James "Fly" Williams	1972-74
13.	1494	Josh Robinson	2014-17
14.	1427	Lenny Manning	1981-84
15.	1362	Anthony Campbell	2008-13
16.	1353	Adrian Henning	2000-04
17.	1345	Jermaine Savage	1992-96
18.	1320	Maurice Hampton	2002-06
19.	1312	Greg Franklin	1989-93
20.	1292	Donald Tivis	1988-91

REBOUNDS

Rank	Reb	Player	Season
1.	1431	Tom Morgan	1952-53,55-58
2.	1261	Chris Horton	2012-16
3.	1248	Terry Taylor	2017-21
4.	973	Otis Howard	1974-78
5.	794	Drake Reed	2005-09
6.	780	Reggie Crenshaw	1994-98
7.	765	Tommy Brown	1988-91
8.	765	John Fraley	2007-12
9.	757	Ralph Garner	1973-77
10.	748	Josh Lewis	1999-04

ASSISTS

Rank	AST	Player	Season
1.	637	Norman Jackson	1974-78
2.	593	Colby Pierce	1993-97
3.	467	Derek Wright	2004-08
4.	428	Carlos Paez	2019-23
5.	391	Caleb Brown	2007-11
6.	375	Trenton Hassell	1998-01
7.	358	Greg Franklin	1989-93
8.	337	Nick Stapleton	1998-02
9.	312	Wes Channels	2006-10
10.	286	Anthony Davis	2001-05

FIELD GOALS MADE

Rank	FGM	Player	Season
1.	967	Terry Taylor	2017-21
2.	870	Bubba Wells	1993-97
3.	758	Nick Stapleton	1998-02
4.	745	Drake Reed	2005-09
5.	723	Otis Howard	1974-78
6.	701	Tom Morgan	1952-53,55-58
7.	693	Howard Wright	1967-70
8.	662	Chris Horton	2012-16
9.	632	James "Fly" Williams	1972-74
10.	603	Anthony Davis	2001-05

THREE-POINTERS MADE

Rank	3GM	Player	Season
1.	319	Joe Sibbitt	1994-98
2.	254	Todd Babington	2004-08
3.	244	Nick Stapleton	1998-02
4.	226	Wes Channels	2006-10
5.	193	Maurice Hampton	2002-06
6.	187	Josh Robinson	2014-17
7.	185	Zach Glotta	2015-19
8.	181	Anthony Campbell	2008-13
9.	175	Donald Tivis	1988-91
10.	159	Travis Betran	2012-14

FREE THROWS MADE

Rank	FTM	Player	Season
1.	476	Drake Reed	2005-09
2.	448	Tom Morgan	1952-53, 55-58
3.	433	Bubba Wells	1993-97
4.	420	Terry Taylor	2017-21
5.	395	Chris Horton	2015-16
6.	386	Jim Beshears	1959-62
7.	381	Doug Stamper	1961-64
8.	373	Josh Robinson	2014-17
9.	362	Wes Channels	2006-10
10.	346	Trenton Hassell	1998-01

BLOCKS

Rank	BLK	Player	Season
1.	325	Chris Horton	2012-16
2.	257	Josh Lewis	1999-04
3.	163	Reggie Crenshaw	1994-98
4.	131	Terry Taylor	2017-21
5.	130	John Fraley	2007-12
6.	105	Adrian Henning	2000-04
7.	102	Lamonte Ware	1987-89,90-92
	102	Joe Williams	1999-01
9.	96	Bubba Wells	1993-97
10.	79	Zac Schlader	2002-06

GAMES PLAYED

Rank	GP	Player	Season
1.	134	Caleb Brown	2007-11
2.	133	Wes Channels	2006-10
3.	131	Todd Babington	2004-08
	131	Drake Reed	2005-09
	131	Derek Wright	2004-08
	131	Chris Porter-Bunton	2014-19
7.	130	Zach Glotta	2015-19
8.	127	Adrian Henning	2000-04
	127	Chris Horton	2015-16
	127	Terry Taylor	2017-21

GAMES STARTED

Rank	GS	Player	Season
1.	127	Terry Taylor	2017-21
2.	126	Chris Horton	2015-16
3.	125	Drake Reed	2005-09
4.	115	Anthony Davis	2001-05
5.	114	Derek Wright	2004-08
6.	110	Nick Stapleton	1998-02
7.	109	Kyle Duncan	2005-09
8.	107	Colby Pierce	1993-97
9.	105	Adrian Henning	2000-04
10.	99	Bubba Wells	1993-97

MINUTES PLAYED

Rank	MIN	Player	Season
1.	4368	Terry Taylor	2017-21
2.	4093	Drake Reed	2005-09
3.	3933	Chris Horton	2012-16
4.	3889	Nick Stapleton	1998-02
5.	3736	Wes Channels	2006-10
6.	3732	Anthony Davis	2001-05
7.	3536	Greg Franklin	1989-93
8.	3509	Derek Wright	2004-08
9.	3437	Adrian Henning	2000-04
10.	3339	Bubba Wells	1993-97

MINUTES PLAYED AVERAGE

Rank	MPG	Player	Season
1.	36.2	Trenton Hassell	1998-01
2.	34.7	Tommy Brown	1988-91
3.	34.4	Terry Taylor	2017-21
4.	33.9	Travis Betran	2012-14
5.	33.8	Andrew Burton	1979-81
6.	33.7	Lenny Manning	1981-84
7.	33.5	Nick Stapleton	1998-02
8.	32.6	Rick Yudt	1991-93
9.	32.5	Roosevelt Sanders	1979-81
10.	32.3	Greg Andrews	1982-84

AUSTIN PEAY BASKETBALL

RECORDS (SINGLE GAME & SINGLE SEASON)

SINGLE-GAME INDIVIDUAL

Most points

51, James "Fly" Williams vs. Tennessee Tech, 1/20/73 & vs. Georgia Southern, 12/30/72

Field Goals Made

24, James "Fly" Williams vs. Tennessee Tech, 1/20/73

Field Goals Attempted

46, James "Fly" Williams vs. Tennessee Tech, 1/20/73

3-Point Field Goals Made

9, Joe Sibbitt vs. UT Martin, 1/24/98 & 9, Ja'Monta Black vs. Life 11/6/23

3-Point Field Goals Attempted

21, Ja'Monta Black vs. Life 11/6/23

Free Throws Made

20, John Camp vs. Southern Illinois, 12/1/58

Free Throws Attempted

25, Tyrone Beck vs. Southeast Missouri, 2/28/94

Most Rebounds

28, Greg Kinman vs. Chattanooga, 12/2/70

Most Assists

16, Norman Jackson vs. Southern Miss, 1/5/76

Most Steals

9, Reggie Crenshaw vs. Tennessee Tech, 2/14/98

Most Blocked Shots

10, Chris Horton vs. Berea, 11/16/14

SINGLE-GAME TEAM

Most Points

128 vs. Tusculum, 1/4/73

Field Goals Made

52 vs. Tusculum, 1/4/73

Field Goals Attempted

110 vs. Union, 12/6/73

Best Field-Goal Percentage

.688 (44-64) vs. Milligan, 2/21/91

Three-Point Field Goals Made

17, vs. Life, 11/6/23

Three-Point Field Goals Attempted

41, vs. Life, 11/6/23

Free Throws Made

52 vs. Southern Illinois, 12/1/58

Best Three-Point Percentage (min. 10 3FG)

.611 (11-18) vs. Eastern Illinois, 2/8/07

Free Throws Attempted

61 vs. Southern Illinois, 12/1/58

Best Free-Throw Percentage (min. 10 FT)

1.000 (10-10) vs. Belmont, 11/27/99 & 1.000 (10-10) vs. Middle Tennessee, 2/19/79

Rebounds

78 vs. Southern Illinois, 12/1/58

Assists

31 vs. Oakland City, 11/16/17

Steals

23 vs. Calvary, 12/8/18

Blocked Shots

17 vs. Berea, 11/16/14

POINTS

Rank	Pts	Player	Season
1.	854	James "Fly" Williams	1972-73
2.	789	Bubba Wells	1995-96
3.	742	Nick Stapleton	2001-02
4.	723	Drake Reed	2008-09
5.	718	Terry Taylor	2019-20
6.	702	Lawrence Mitchell	1986-87
7.	693	Trenton Hassell	2000-01
8.	687	James "Fly" Williams	1973-74
9.	676	Chris Horton	2015-16
10.	675	Terry Taylor	2018-19

REBOUNDS

Rank	Reb	Player	Season
1.	561	Tom Morgan	1956-57
2.	431	Chris Horton	2015-16
3.	362	Terry Taylor	2019-20
4.	346	Tommy Brown	1990-91
5.	335	Howard Jackson	1972-73
6.	333	Chris Horton	2014-15
7.	327	Greg Kinman	1970-71
8.	301	Terry Taylor	2020-21
9.	294	Terry Taylor	2018-19
10.	291	Terry Taylor	2017-18

ASSISTS

Rank	AST	Player	Season
1.	211	Norman Jackson	1976-77
2.	205	Colby Pierce	1995-96
3.	204	Norman Jackson	1977-78
4.	196	Colby Pierce	1996-97
5.	173	Danny Odums	1972-73
6.	165	Derek Wright	2007-08
7.	161	Caleb Brown	2010-11
8.	144	Michael Shunick	1979-80
	144	Trenton Hassell	2000-01
10.	139	Damarius Smith	2013-14
26.	51	DeMarcus Sharp	2023-24

STEALS

Rank	STL	Player	Season
1.	89	Derek Wright	2007-08
2.	71	Lamonte Ware	1988-89
3.	69	Derek Wright	2006-07
	69	Donald Tivis	1990-91
5.	63	Maurice Hampton	2004-05
6.	62	Reggie Crenshaw	1997-98
7.	61	Josh Terry	2011-12
8.	60	Donald Tivis	1988-89
	60	Josh Terry	2010-11
	60	Colby Pierce	1995-96
	60	Tyshwan Edmondson	2010-11
18.	51	DeMarcus Sharp	2023-24

BLOCKS

Rank	BLK	Player	Season
1.	100	Chris Horton	2012-13
2.	92	Chris Horton	2013-14
3.	83	Josh Lewis	2003-04
4.	82	Josh Lewis	2002-03
5.	70	Chris Horton	2014-15
6.	66	Josh Lewis	2001-02
7.	63	Chris Horton	2015-16
8.	55	John Fraley	2010-11
9.	53	Joe Williams	2000-01
10.	51	Reggie Crenshaw	1997-98

MADE FIELD GOALS

Rank	FGM	Player	Season
1.	360	James "Fly" Williams	1972-73
2.	312	Bubba Wells	1995-96
3.	285	Terry Taylor	2019-20
4.	275	Drake Reed	2008-09
5.	272	James "Fly" Williams	1973-74
6.	270	Nick Stapleton	2001-02
7.	262	Howard Wright	1969-70
8.	258	Terry Taylor	2018-19
9.	248	Chris Horton	2015-16
10.	246	Trenton Hassell	2000-01

MADE THREE-POINTERS

Rank	3GM	Player	Season
1.	102	Todd Babington	2007-08
2.	101	Joe Sibbitt	1996-97
3.	99	Ja'Monta Black	2023-24
4.	90	Joe Sibbitt	1995-96
5.	84	Travis Betran	2012-13
6.	82	Maurice Hampton	2004-05
7.	79	Wes Channels	2008-09
8.	78	Zach Glotta	2018-19
9.	77	Joe Sibbitt	1997-98
	77	Todd Babington	2006-07

GAMES PLAYED

Rank	GP	Player	Season
1.	36	Chris Horton	2015-16
	36	Josh Robinson	2015-16
	36	Khalil Davis	2015-16
	36	Kenny Jones	2015-16
	36	Jared Savage	2015-16
	36	Chris Porter-Bunton	2015-16
7.	35	Fernandez Lockett	2007-08
	35	Wes Channels	2007-08
	35	Caleb Brown	2007-08
	35	Kyle Duncan	2007-08
	35	Derek Wright	2007-08
	35	Ernest Fields	2007-08
	35	Todd Babington	2007-08

GAMES STARTED

Rank	GS	Player	Season
1.	36	Chris Horton	2015-16
	36	Josh Robinson	2015-16
	36	Khalil Davis	2015-16
4.	35	Kenny Jones	2015-16
	35	Derek Wright	2007-08
	35	Fernandez Lockett	2007-08
7.	34	Drake Reed	2007-08
	34	John Fraley	2010-11
	34	Caleb Brown	2010-11
	34	Tre' Ivory	2017-18
	34	Chris Porter-Bunton	2017-18
	34	Terry Taylor	2017-18
	34	Averyl Ugba	2017-18

MINUTES PLAYED

Rank	MIN	Player	Season
1.	1228	Josh Robinson	2015-16
2.	1213	Chris Horton	2015-16
	1213	Trenton Hassell	2000-01
4.	1211	Drake Reed	2008-09
5.	1206	Terry Taylor	2019-20
6.	1192	Nick Stapleton	2001-02
7.	1167	Zac Schlader	2004-05
8.	1133	Derek Wright	2007-08
9.	1129	Khalil Davis	2015-16
	1129	Wes Channels	2009-10

F&M BANK ARENA RECORDS

INDIVIDUAL AUSTIN PEAY RECORDS

Most points - Sai Witt (30), vs. North Florida, Feb. 3, 2024 & Dezi Jones (30), vs. Lipscomb Feb. 24, 2024
Most field goals - Sai Witt (12), vs. North Florida, Feb. 3, 2024
Most field goals attempted - DeMarcus Sharp (23) vs. Murray State, Dec. 9, 2023
Best field-goal percentage (min. 10 made) - Sai Witt (.750, 12-16), vs. North Florida, Feb. 3, 2024
Most three pointers - Ja'Monta Black (9) vs. Life Nov. 6, 2023 [tied for program record]
Most three pointers attempted - Ja'Monta Black (21) vs. Life Nov. 6, 2023 [program record]
Best three-point percentage (min. 5 made) - Dezi Jones (.625) vs. Life Nov. 6, 2023
Most free throws - 8, 4 times m.r. Sai Witt (8) vs. Eastern Ky., Feb. 28, 2024
Most free throws attempted - Sai Witt (13), vs. Kennesaw State, Feb. 8, 2024
Best free-throw percentage (min. 10 made) - Sai Witt (.600, 6-10), vs. North Florida, Feb. 3, 2024
Most rebounds - DeMarcus Sharp (10) vs. Life Nov. 6, 2023 | DeMarcus Sharp (10) vs. Fisk, Nov. 14, 2023 | DeMarcus Sharp (10) & Hansel Enmanuel (10) vs. Midway, Dec. 5, 2023
Most assists - Dezi Jones (8), vs. North Florida, Feb. 3, 2024
Most steals - DeMarcus Sharp (4) & Dezi Jones (4) vs. Life Nov. 6, 2023 & Dezi Jones (4), vs. Morehead State Nov. 29, 2023
Most blocks - 2 - Six Times m.r. Jordan Wilmore vs. Queens Feb. 10, 2024

INDIVIDUAL OPPONENT RECORDS

Most points - Chaz Lanier (33), vs. North Florida, Feb. 3, 2024
Most field goals - Will Pruitt (13), vs. Lipscomb, Feb. 24, 2024
Most field goals attempted - Devontae Blanton (18), vs. Eastern Ky. Feb. 28, 2024
Best field-goal percentage (min. 10 made) - Nathan Presnell (.667) vs. Life Nov. 6, 2023
Most three pointers made - Chaz Lanier (4), vs. North Florida, Feb. 3, 2024 & Will Pruitt (4), vs. Lipscomb, Feb. 24, 2024
Most three pointers attempted - Jaylin Hunter (8) vs. Ohio, Dec. 22, 2023
Best three-point percentage (min. 5 made) - AJ Clayton (3-5, .600) vs. Ohio, Dec. 22, 2023
Most free throws - Chaz Lanier (11), vs. North Florida, Feb. 3, 2024
Most free throws attempted - Chaz Lanier (12), vs. North Florida, Feb. 3, 2024
Best free-throw percentage (min. 10 made) - Chaz Lanier (.917, 11-12), vs. North Florida, Feb. 3, 2024
Most rebounds - Nathan Presnell (16) vs. Life, Nov. 6, 2023
Most assists - Owen McCormack (10), vs. Feb. 24, 2024

AUSTIN PEAY TEAM RECORDS

Most points - 98, vs. Midway, Dec. 5, 2023
Fewest points Allowed - 44, vs. Midway, Dec. 5, 2023
Most field goals - 37, vs. Midway, Dec. 5, 2023 & vs. North Florida, Feb. 3, 2024
Most field goals attempted - 71 vs. North Florida, Feb. 3, 2024
Best field-goal percentage - 56.1, vs. Midway, Dec. 5, 2023
Most three pointers - 17 vs. Life Nov. 6, 2023 [program record]
Most three pointers attempted - 41 vs. Life Nov. 6, 2023 [program record]
Best three-point percentage - 48.1 vs. Kennesaw State, Feb. 8, 2024
Most free throws - 23, vs. North Alabama, Jan. 18, 2024
Most free throws attempted - 39, vs. North Alabama, Jan. 18, 2024
Best free-throw percentage (min. 10 made) - 73.3 (11-15), vs. Midway, Dec. 5, 2023
Most rebounds - 45, vs. Midway, Dec. 5, 2023
Most assists - 21, vs. Midway, Dec. 5, 2023
Most steals - 11 vs. Life Nov. 6, 2023 & vs. Midway, Dec. 5, 2023
Most blocks - 6 vs. Fisk, Nov. 14, 2023

OPPONENT TEAM RECORDS

Most points - 91, vs. North Florida, Feb. 3, 2024
Fewest points - 44, vs. Midway, Dec. 5, 2023
Most field goals - 38, vs. Lipscomb, Feb. 24, 2024
Most field goals attempted - 61, 3 times m.r. vs. Eastern Ky., Feb. 28, 2024
Best field-goal percentage - 58.6, vs. North Florida, Feb. 3, 2024
Most three pointers made - 11, vs. North Florida, Feb. 24, 2024
Most three pointers attempted - 29, 2 times m.r. vs. Eastern Ky., Feb. 28, 2024
Best three-point percentage - 42.3 (11-of-26), vs. Lipscomb, Feb. 24, 2024
Most free throws - 21, vs. North Alabama, Jan. 18, 2024
Most free throws attempted - 31, vs. North Alabama, Jan. 18, 2024
Best free-throw percentage (min. 10 made) - 83.3 vs. Fisk, Nov. 14, 2023
Most rebounds - 45, vs. North Alabama, Jan. 18, 2024
Most assists - 14 vs. Ohio, Dec. 22, 2023

MISCELLANEOUS RECORDS

Most points by both teams - 186, vs. North Florida, Feb. 3, 2024
Fewest points by both teams - 102, vs. Murray State, Dec. 9, 2023
Most points in first half by either team - 46 (APSU), vs. Midway, Dec. 5, 2023
Most points in second half by either team - 52 (APSU), vs. Midway, Dec. 5, 2023
Most points by either team in an overtime period - 13 (APSU), vs. North Florida, Feb. 3, 2024 (20T)
Most consecutive APSU wins - 8, Dec. 5, 2024 - Feb. 10, 2024
Attendance record - 5,808, vs. Murray State Dec. Dec. 9, 2023

F&M BANK ARENA RECORD

Season	W-L	Pct	Coach
2023-24	11-2	.846	Gipson
Totals	11-2	.846	

DUNN CENTER RECORD

Season	W-L	Pct	Coach
1975-76	13-0	1.000	Kelly
1976-77	13-1	.929	Kelly
1977-78	9-3	.750	Thompson
1978-79	7-7	.500	Thompson
1979-80	6-7	.463	Bargatze
1980-81	7-6	.538	Bargatze
1981-82	4-7	.364	Bargatze
1982-83	7-3	.700	Bargatze
1983-84	9-6	.600	Jackson
1984-85	5-7	.417	Jackson
1985-86	12-2	.860	Kelly
1986-87	9-3	.750	Kelly
1987-88	8-3	.727	Kelly
1988-89	11-3	.786	Kelly
1989-90	4-6	.400	Kelly
1990-91	8-6	.571	Loos
1991-92	10-2	.833	Loos
1992-93	5-7	.417	Loos
1993-94	9-3	.750	Loos
1994-95	7-5	.583	Loos
1995-96	8-4	.667	Loos
1996-97	12-2	.857	Loos
1997-98	11-2	.846	Loos
1998-99	8-4	.667	Loos
1999-00	10-3	.769	Loos
2000-01	11-1	.916	Loos
2001-02	9-4	.692	Loos
2002-03	14-0	1.000	Loos
2003-04	13-0	1.000	Loos
2004-05	7-5	.583	Loos
2005-06	11-2	.846	Loos
2006-07	13-2	.867	Loos
2007-08	13-1	.927	Loos
2008-09	9-5	.643	Loos
2009-10	11-4	.733	Loos
2010-11	10-3	.769	Loos
2011-12	8-5	.615	Loos
2012-13	5-8	.385	Loos
2013-14	8-6	.571	Loos
2014-15	6-7	.462	Loos
2015-16	7-7	.500	Loos
2016-17	5-8	.385	Loos
2017-18	12-6	.667	Figger
2018-19	13-5	.722	Figger
2019-20	14-0	1.000	Figger
2020-21	8-5	.615	Figger
2021-22	6-5	.545	James
2022-23	7-8	.429	James
Totals	432-199	.685	

AUSTIN PEAY BASKETBALL

TV/RADIO CHART



•0•
DeMarcus Sharp
6-3, Gr., G
Charleston, Mo.
Northwestern State
Charleston HS



•1•
Sai Witt
6-8, Gr., F
Kansas City, Mo.
Lincoln (Mo.)
Raytown South HS



•2•
Dez White
6-2, Fr., G
Jefferson City, Mo.
The Skills Factory Prep



•3•
Isaac Haney
6-2, Jr., G
West Plains, Mo.
Northwestern State
Kickapoo HS



•4•
Ja'Monta Black
6-4, Gr., G
Columbia, Mo.
Northwestern State
Rock Bridge HS



•5•
JaVar Daniel
6-10, Fr., G/F
Memphis, Tenn.
We Are United Prep



•6•
Daniel Loos
6-6, Sr., F
Clarksville, Tenn.
Christian Brothers
Clarksville Academy



•8•
Jalen Ware
6-8, RJr., F
Winston-Salem, N.C.
Tallahassee CC
Walkertown HS



•10•
Harrison Black
5-8, Jr., G
Houston, Texas
Northwestern State
Sam Rayburn HS



•11•
Dezi Jones
5-10, Gr., G
Hannibal, Mo.
Quinnipiac
Hannibal HS



•12•
Anton Brookshire
6-2, Jr., G
Milwaukee, Wis.
Iona
Kickapoo HS



•14•
Jonathan Dunn
6-7, So., F
Florissant, Mo.
Missouri State
Logan-Rogersville HS



•24•
Hansel Enmanuel
6-6, So., G
Los Mina, Dominican Rep.
Northwestern State
Life Christian Academy



•32•
Jordan Wilmore
7-3, Sr., C
Memphis, Tenn.
Northwestern State
Whitehaven HS



Corey Gipson
Head Coach
First season



Rodney Hamilton
Associate Head Coach
First season



Tim Ward
Assistant Coach
First season



Jimmy Lincoln
Assistant Coach
First season



KC Henry
Assistant Coach
First season