

B E L L A R M I N E

**PROGRAM
RECORD BOOK**



ADAM EBERHARD

BASKETBALL

Three-Time
ALL-AMERICAN

BELLARMINE UNIVERSITY MEN'S BASKETBALL

PROGRAM RECORD BOOK



TABLE OF CONTENTS

1,000 Point Club.....	1
Individual Records.....	2-4
Team Records.....	5
All-Americans.....	6
All-Region Awards.....	7
Conference Individual Awards.....	8
All-Conference Awards.....	9-10
Conference Weekly Awards.....	11
Academic Honors.....	12-13
Bellarmine Hall of Fame Members.....	14-16
Retired Jersey-Braydon Hobbs.....	17
NCAA Tournament History.....	18-20
Conference Tournament History.....	21
Season Coaching Records.....	22
Career Coaching Records.....	23
All-Time Series Records.....	24
Season Results.....	25-31



1,000 POINT CLUB

NAME	YRS.	GMS.	PTS.	AVG.
1. Steve Mercer	1993-97	108	1,969	18.2
2. Floyd Smith	1973-77	103	1,932	18.8
3. Tom Schurfranz	1987-92	112	1,868	16.7
4. Adam Eberhard	2015-19	131	1,860	14.2
5. Jeremy Kendle	2009-12	100	1,792	17.9
6. Chris Dowe	2009-13	132	1,731	13.1
7. Rudy Montgomery	1955-60	89	1,723	19.4
8. Rusty Troutman	2013-17	130	1,715	13.2
9. Braydon Hobbs	2008-12	133	1,637	12.3
10. Clint Davis	1983-87	111	1,602	14.4
11. Buddy Cox	1981-84	72	1,594	22.1
Bruce Olliges	1977-81	72	1,594	22.1
13. Mike Holmes	1984-88	106	1,581	14.9
14. Jared McCurry	1998-02	109	1,565	14.4
15. Shannon Phillips	1991-95	104	1,555	15.0
16. Jim Hall	1972-76	97	1,470	15.2
17. Brandy Monks	1987-91	115	1,436	12.5
18. Jake Thelen	2011-15	96	1,412	14.4
19. George Duncan	1970-74	98	1,411	14.4
20. Keisten Jones	2010-14	130	1,387	10.7
21. Justin Benedetti	2007-11	122	1,371	11.2
22. John Ellington	1988-92	106	1,358	12.8
23. Al Stevenson	1955-59	71	1,313	18.5
24. Alex Cook	2016-20	120	1,273	10.6
25. Brad Bixler	1995-00	107	1,246	11.6
26. Chris Renfro	1974-78	102	1,221	12.0
Eugene Mosley	1960-64	102	1,221	12.0
28. Dwight Moore	1975-79	105	1,218	11.6
29. Luke Sprague	2008-12	127	1,211	9.5
30. Bruce Johnson	2001-04	83	1,210	14.6
31. Jack McLemore	1957-61	97	1,203	12.4
32. John Parrott	1979-83	107	1,179	11.0
33. Bobby Todd	1971-75	101	1,168	11.6
34. Dave Kelly	1952-56	85	1,147	13.5
35. Ben Weyer	2016-20	120	1,141	9.5
36. Jim Crawford	1983-87	94	1,130	12.0
37. Adam Etienne	1999-04	109	1,125	10.3
38. Brad Ayer	1999-03	108	1,089	10.1
39. George Suggs	2012-16	127	1,059	8.3
40. Marvin Utley	1984-88	106	1,034	9.8
41. Zach Miller	2000-04	104	1,003	9.6

■ Active players in bold





INDIVIDUAL PROGRAM RECORDS

MOST POINTS IN A GAME

PL	NAME	PTS.	OPPONENT	DATE
1.	Matt Otte	43	Lewis	Feb. 10, 2007
	Rudy Montgomery	43	Marian	Jan. 27, 1960
3.	Floyd Smith	42	Transylvania	Jan. 15, 1976
4.	Reggie Burcy	41	Northern Kentucky	Mar. 2, 1989
	Mike Holmes	41	IUPUI-Fort Wayne	Feb. 27, 1988
6.	Tom Schurfranz	40	Ashland	Jan. 18, 1992
	Ron Belton	40	UW-Milwaukee	Feb. 26, 1969
	Joe Reibel	40	St. Joseph's	Feb. 23, 1959
	Rudy Montgomery	40	St. Joseph's	Dec. 5, 1958

MOST POINTS IN A SEASON

PL	NAME	SEASON	GMS.	FGM.	FTM.	PTS.	AVG.
1.	Floyd Smith	1976-77	28	267	167	701	25.0
2.	Jake Thelen	2014-15	35	270	110	651	18.6
3.	Jeremy Kendle	2011-12	33	229	127	635	19.2
4.	Tom Schurfranz	1990-91	30	245	131	621	20.5
5.	Adam Eberhard	2016-17	36	216	144	612	17.0
6.	Tom Schurfranz	1991-92	28	241	128	610	21.8
7.	Buddy Cox	1981-82	29	247	106	600	20.7
8.	Steve Mercer	1995-96	27	226	144	598	22.1
9.	Jeremy Kendle	2010-11	35	203	141	591	16.9
10.	Reggie Burcy	1988-89	28	215	130	583	20.8
11.	Adam Eberhard	2018-19	33	203	156	581	17.6
12.	Jeremy Kendle	2009-10	32	212	94	566	17.6

HIGHEST CAREER SCORING AVERAGE

PL	NAME	SEASON	GMS.	PTS.	AVG.
1.	Bruce Olliges	1977-81	72	1594	22.1
	Buddy Cox	1981-84	72	1594	22.1
3.	Rudy Montgomery	1955-60	89	1723	19.4
4.	Floyd Smith	1973-77	103	1932	18.8
5.	Al Stevenson	1955-59	71	1313	18.5
6.	Steve Mercer	1993-97	108	1969	18.2
7.	Jeremy Kendle	2009-12	100	1792	17.9
8.	Tom Schurfranz	1987-92	112	1868	16.7
9.	Jim Hall	1972-76	97	1470	15.2
10.	Shannon Phillips	1991-95	104	1555	15.0
11.	Mike Holmes	1984-88	106	1581	14.9

FREE-THROW PERCENTAGE IN A SEASON (MIN. 2 FTA/GAME)

PL	NAME	SEASON	GMS.	FTM.	FTA.	AVG.
1.	Alex Cook	2019-20	28	131	142	.923
2.	Vance Hall	2012-13	32	96	105	.914
3.	Eric Wilson	1990-91	30	67	74	.905
4.	Justin Cornell	2002-03	28	66	73	.904
5.	Victor Pierson	2003-04	27	69	77	.896
6.	Chip Sivari	1996-97	25	48	55	.873
7.	Matt Otte	2005-06	28	61	70	.871
8.	Luke Sprague	2011-12	31	73	84	.869
9.	Dewey Minton	1975-76	25	65	75	.867
10.	Clint Davis	1984-85	27	52	60	.866
11.	Josh Herbert	1997-98	27	64	74	.865
	George Suggs	2015-16	30	64	74	.865

FREE-THROW PERCENTAGE IN A CAREER (MIN. 2 FTA/GAME & 50 GMS)

PL	NAME	SEASONS	GMS.	FTM.	FTA.	AVG.
1.	Victor Pierson	2002-04	54	107	118	.906
2.	Alex Cook	2016-20	120	314	355	.885
3.	Eric Wilson	1989-91	57	123	146	.842
4.	Brad Bixler	1995-00	107	258	308	.830
5.	Vance Hall	2012-14	62	184	222	.829
6.	Brad Ayer	1999-03	108	276	335	.824
7.	Adam Eberhard	2015-19	131	457	555	.823
8.	Justin Cornell	2000-04	107	198	243	.815
9.	Brandy Monks	1987-91	115	419	519	.807
10.	Bruce Olliges	1977-81	104	335	416	.805
	Braydon Hobbs	2008-12	133	210	261	.805
12.	Bill Duncan	1967-70	79	246	306	.804

MOST THREE POINTERS IN A SEASON

PL	NAME	SEASON	NUMBER
1.	Braydon Hobbs	2011-12	81
	Matt Gladieux	1997-98	81
3.	Braydon Hobbs	2010-11	75
4.	Frankie Moore	1995-96	74
5.	Eric Wilson	1989-90	73
6.	Brad Bixler	1996-97	70
7.	Matt Pait	2004-05	69
8.	Braydon Hobbs	2008-09	66
9.	Justin Benedetti	2008-09	65
	Vance Hall	2013-14	65

MOST THREE POINTERS IN A CAREER

PL	NAME	SEASON	NUMBER
1.	Braydon Hobbs	2008-12	279
2.	Brad Bixler	1995-00	246
3.	Rusty Troutman	2013-17	220
4.	Ben Weyer	2016-20	203
5.	Justin Benedetti	2007-11	200
6.	George Suggs	2012-16	159
7.	Bruce Johnson	2001-04	158
8.	Keisten Jones	2010-14	154
9.	Luke Sprague	2008-12	148
10.	Jeremy Kendle	2009-12	140

MOST REBOUNDS IN A GAME

PL	NAME	REB.	OPPONENT	DATE
1.	Rudy Montgomery	35	Villa Madonna	2/1/59
2.	Mike Clark	29	Tennessee A&I	2/23/66
3.	Mike Clark	27	Centre	1/20/68
4.	Rudy Montgomery	26	St. Joseph's	1/9/60
5.	Rudy Montgomery	23	Transylvania	12/9/59
	Ron Belton	23	Corpus Christi	1/13/69
	John Linnemann	23	Campbellsville	12/1/70
8.	Tom Hugenberg	22	Georgetown	2/27/64
	Jim Schurfranz	22	Ill. Teachers Coll.	2/12/66
	Mike Holmes	22	Southern Indiana	2/18/88

MOST REBOUNDS IN A SEASON

PL	NAME	SEASON	GMS.	REB.	AVG.
1.	Rudy Montgomery	1958-59	17	422	24.8
2.	Jake Thelen	2014-15	35	375	10.7
3.	Rudy Montgomery	1959-60	22	371	16.9
4.	Mike Holmes	1987-88	26	333	12.8
5.	Mike Holmes	1986-87	27	330	12.3
6.	Ron Belton	1968-69	28	329	11.8
7.	Rudy Montgomery	1957-58	26	312	12.0
8.	Jim Schurfranz	1966-67	25	302	12.1
9.	Mike Holmes	1985-86	27	299	11.1
10.	Tom Schurfranz	1990-91	30	288	9.6

MOST REBOUNDS IN A CAREER

PL	NAME	SEASONS	GMS.	REB.	AVG.
1.	Rudy Montgomery	1956-60	89	1,345	15.1
2.	Mike Holmes	1984-88	106	1,134	10.7
3.	Tom Schurfranz	1987-92	112	903	8.1
4.	Steve Mercer	1993-97	108	873	8.1
5.	John Linneman	1967-71	89	829	9.3
6.	Chris Renfro	1974-78	102	810	7.9
7.	Tom Hugenberg	1961-65	89	808	9.1
8.	George Duncan	1970-74	98	787	8.0
9.	Adam Eberhard	2015-19	131	779	5.9
10.	Jim Hall	1972-76	97	768	7.9



STEVE MERCER is Bellarmine's all-time leading scorer after amassing 1,969 points in his illustrious career with the Knights.

■Active players in bold





INDIVIDUAL PROGRAM RECORDS

George Suggs 6 IU Southeast 11/29/13

MOST STEALS IN A GAME

PL.	NAME	STLS.	OPPONENT	DATE
1.	Jim Hall	8	--	1975
2.	Braydon Hobbs	7	So. Indiana	Mar. 3, 2012
3.	Braydon Hobbs	6	Ky. Wesleyan	Feb. 18, 2012
	Chip Sivori	6	St. Joseph's	Dec. 2, 1996
	Frank Moore	6	Marymount	Jan. 2, 1996
	Frank Moore	6	Bahamas	Dec. 31, 1995
	Shawn McGee	6	IUPUI-Ft. Wayne	Feb. 17, 1994
	Adam Brames	6	Indianapolis	Feb. 14, 2008
	Chris Whitehead	6	Maryville	March 5, 2015
	CJ Fleming	6	McKendree	Feb. 8, 2018

MOST STEALS IN A SEASON

PL.	NAME	SEASON	GMS.	STLS.	AVG.
1.	Chris Whitehead	2014-15	35	70	2.0
2.	Al Davis	2016-17	36	61	1.7
3.	Matt Gladieux	1997-98	27	60	2.2
	Braydon Hobbs	2010-11	35	60	1.7
5.	Braydon Hobbs	2011-12	28	59	1.9
6.	Chartrael Hall	2008-09	33	58	1.7
7.	Frankie Moore	1995-96	27	57	2.1
8.	Braydon Hobbs	2008-09	33	50	1.5
9.	Jared McCurry	1999-00	27	49	1.8
10.	John Ellington	1991-92	27	48	1.8

MOST STEALS IN A CAREER

PL.	NAME	SEASONS	GMS.	STLS.	AVG.
1.	Braydon Hobbs	2008-12	133	220	1.7
2.	Steve Mercer	1993-97	108	154	1.4
3.	Jared McCurry	1999-02	109	147	1.3
4.	Chris Dowe	2009-13	132	133	1.0
5.	Shawn McGee	1992-97	108	120	1.1
	Rusty Troutman	2013-17	130	120	0.9
7.	Chip Sivori	1993-97	97	118	1.2
	Brad Bixler	1995-00	107	118	1.1
9.	Eric Wahl	1995-99	108	105	1.0
10.	Adam Brames	2004-08	95	103	1.1

MOST ASSISTS IN A GAME

PL.	NAME	AST.	OPPONENT	DATE
1.	Chartrael Hall	15	NKU	2/26/09
2.	Brandy Monks	14	Ashland	12/17/89
3.	Matt Miller	13	Delta State	11/22/05
	Braydon Hobbs	13	Drury	1/22/09
5.	Braydon Hobbs	12	UI-Spring.	1/27/11
	Chris Whitehead	12	Fla. Southern	12/13/14

MOST ASSISTS IN A SEASON

PL.	NAME	SEASON	GMS.	AST.	AVG.
1.	Braydon Hobbs	2010-11	35	228	6.5
2.	Braydon Hobbs	2011-12	33	189	5.7
3.	Brandy Monks	1988-89	30	188	6.3
4.	Chartrael Hall	2008-09	33	186	5.6
	Chris Whitehead	2014-15	35	186	5.3
6.	Braydon Hobbs	2009-10	32	171	5.3
7.	Brandy Monks	1990-91	30	167	5.6
8.	Brandy Monks	1989-90	27	166	6.1
9.	Adam Eberhard	2017-18	32	150	4.7
	Adam Eberhard	2018-19	33	150	4.5
11.	Vance Hall	2013-14	31	146	4.7
12.	Chris Dowe	2012-13	32	146	4.6

MOST ASSISTS IN A CAREER

PL.	NAME	SEASONS	GMS.	AST.	AVG.
1.	Braydon Hobbs	2008-12	133	725	5.5
2.	Brandy Monks	1987-91	115	652	5.7
3.	Adam Eberhard	2015-19	131	493	3.8
4.	John Ellington	1988-92	106	442	4.2
5.	Brad Bixler	1995-00	107	401	3.7
6.	Chris Dowe	2009-13	126	358	2.7
7.	Jeremy Kendle	2009-12	100	357	3.6
8.	Rusty Troutman	2013-17	130	337	2.6
9.	Zach Miller	2000-04	102	322	3.2
10.	Marvin Utley	1984-88	106	314	3.0
11.	Marcus Flynn	2004-07	78	307	3.7
12.	Chartrael Hall	2007-09	59	293	4.9

MOST BLOCKED SHOTS IN A GAME (SINCE 1992)


PL.	NAME	BLKS.	OPPONENT	DATE
1.	Tom Schur Franz	10	--	1991
2.	Caleb Halcomb	8	Winston Salem	11/22/03
3.	Braydon Hobbs	7	Ky. Wesleyan	3/13/12
	Caleb Halcomb	7	UW-Parkside	2/19/04
5.	Caleb Halcomb	6	(3 times)	

MOST BLOCKED SHOTS IN A SEASON (SINCE 1992)

PL.	NAME	SEASON	GMS.	BLK.	AVG.
1.	Caleb Halcomb	2003-04	27	94	3.5
2.	Tom Schur Franz	1991-92	28	67	2.4
3.	George Suggs	2013-14	30	60	2.0
4.	George Suggs	2014-15	35	57	1.6
5.	George Suggs	2015-16	30	55	1.8
6.	Steve Mercer	1995-96	27	46	1.7
7.	Steve Mercer	1994-95	27	44	1.6
8.	Steve Mercer	1996-97	27	42	1.6
9.	Chris Dowe	2011-12	33	40	1.2
10.	Braydon Hobbs	2011-12	33	39	1.2

MOST BLOCKED SHOTS IN A CAREER (SINCE 1992)

PL.	NAME	SEASON	GMS.	BLK.	AVG.
1.	George Suggs	2012-16	127	187	1.5
2.	Steve Mercer	1993-97	108	163	1.5
3.	Braydon Hobbs	2008-12	133	96	0.7
4.	Caleb Halcomb	2003-04	27	94	3.5
5.	Alex Cook	2019-20	120	85	0.7
6.	Chris Dowe	2009-13	132	79	0.6
7.	Adam Eberhard	2015-19	131	78	0.6
8.	Ben Weyer	2016-20	120	70	0.6
9.	Tom Schur Franz	1987-92	28	67	2.4
10.	Keisten Jones	2010-14	129	66	0.5
11.	Oladapo Fagbenle	2009-10	62	53	0.9
12.	Nick Holmes	2007-11	114	47	0.4



FLOYD SMITH



RUDY MONTGOMERY

■Active players in bold





INDIVIDUAL PROGRAM RECORDS

MOST FIELD GOALS MADE

GAME	1959	18	Joe Reibel vs. St. Joseph's
SEASON	1977-78	267	Floyd Smith
CAREER	1993-97	760	Steve Mercer

MOST FIELD-GOAL ATTEMPTS

GAME	1977	26	Floyd Smith vs. Campbellsville
	2010	26	Jeremy Kendle vs. Ky. Wesleyan
SEASON	1976-77	532	Floyd Smith
CAREER	1972-77	1,610	Floyd Smith

HIGHEST FIELD-GOAL PERCENTAGE

GAME	1994	1.00 (9-9)	Shawn McGee vs. Ashland
	2018	1.00 (9-9)	Adam Eberhard vs. Martin Methodist
SEASON	2013-14	.740	Jake Thelen
CAREER	1987-92	.702	Tom Schurfranz

MOST FREE THROWS MADE

GAME	1977	20	Floyd Smith vs. Transylvania
SEASON	1956-57	193	Al Stevenson
CAREER	1956-60	457	Rudy Montgomery
	2015-19	457	Adam Eberhard

MOST FREE-THROW ATTEMPTS

GAME	1977	21	Floyd Smith vs. Transylvania
SEASON	1959-60	233	Rudy Montgomery
CAREER	1956-60	744	Rudy Montgomery

MOST THREE-POINT FIELD GOALS MADE

GAME	2007	9	Matt Otte vs. Lewis
------	------	---	---------------------

HIGHEST THREE-POINT PERCENTAGE (MIN. 6 ATTEMPTS)

GAME	2020	.857 (6-7)	Parker Chitty vs. Southern Indiana
SEASON	2009-10 (MIN. 2 ATM. PER GAME)	.512 (42-82)	Luke Sprague
CAREER	2008-12 (MIN. 2 ATM. PER GAME)	.447 (148-331)	Luke Sprague

■ Active players in bold



TOM SCHURFRANZ



CHRIS DOWE



GEORGE SUGGS





TEAM RECORDS

MOST POINTS

GAME 130 vs. Ashland (1/24/94)
SEASON 2,952 2016-17 (TOTAL PTS.)
SEASON 89.2 1990-91 (AVERAGE)

MOST COMBINED POINTS IN A GAME

GAME 253 Bellarmine def. Ashland 130-123 (Knights Hall, 1/24/94)

LARGEST WINNING MARGIN

GAME 61 vs. Puerto Rico Humacao (11/18/00)
61 vs. Temple Baptist (11/23/04)

MOST FIELD GOALS

GAME 58 vs. Centre (1/20/68)
SEASON 1,031 2016-17

MOST FIELD-GOAL ATTEMPTS

GAME 110 vs. Centre (1/20/68)
SEASON 2,418 1990-91

HIGHEST FIELD-GOAL PERCENTAGE

GAME .725 (29-40) at Southern Indiana (12/1/18)
SEASON .545 (851-1,561) 1980-81
.545 (234-833) 2018-19

MOST FREE THROWS MADE

GAME 51 vs. Ashland (1/24/94)
SEASON 603 2010-11

MOST FREE-THROW ATTEMPTS

GAME 69 vs. Ashland (1/24/94)
SEASON 776 2010-11

HIGHEST FREE-THROW PERCENTAGE

GAME 1.00 (21-21) at Lindenwood (11/20/19)
SEASON .796 (343-431) 2019-20

MOST THREE POINTERS MADE

GAME 18 vs. Illinois Springfield (2/18/17)
SEASON 312 2016-17

MOST THREE POINTERS ATTEMPTED

GAME 42 vs. West Virginia Tech (12/9/13)
SEASON 738 2016-17

HIGHEST THREE-POINT PERCENTAGE

GAME .733 (14-19) vs. Wisconsin-Parkside (1/9/99)

SEASON .424 (136-321) 1989-90

MOST REBOUNDS

GAME 95 Ill. Teachers Coll. - 1965-66
SEASON 1,407 1969-70

MOST ASSISTS

GAME 37 vs. Saint Joseph's (1/28/16)
SEASON 689 2016-17

MOST WINS

SEASON 33 2010-11

MOST GAMES PLAYED

SEASON 36 2016-17

BEST WINNING PERCENTAGE

SEASON .943 (33-2) 2010-11

LONGEST WINNING STREAK

19 GAMES (2016-17)

KNIGHTS HALL MEN'S RECORDS

MOST POINTS

TEAM 130 Bellarmine (vs. Ashland, 1/24/94)
PLAYER 47 Cardell McFarland (KWC) 2011
43 Matt Otte (BU) 2007
43 Rudy Montgomery (BU) 1960

MOST COMBINED POINTS IN A GAME

GAME 253 Bellarmine def. Ashland 130-123 (1/24/94)

LARGEST WINNING MARGIN

61 - BU vs. Puerto Rico Humacao (11/18/00)
BU vs. Temple Baptist (11/23/04)



The 2016-17 Knights stroked a program-best 312 3-pointers en route to GLVC Tournament and NCAA Midwest Region championships.





ALL-AMERICANS

2018-19 (DII)

Adam Eberhard

NABC
Second Team, Basketball Times
Third Team, DII Bulletin
Honorable Mention, D2CCA

2017-18 (DII)

Adam Eberhard

Honorable Mention, DII Bulletin

2016-17 (DII)

Rusty Troutman

Honorable Mention, DII Bulletin

Adam Eberhard

Honorable Mention, DII Bulletin

2015-16 (DII)

Rusty Troutman

NABC
Honorable Mention, DII Bulletin

2014-15 (DII)

Jake Thelen

First Team, Basketball Times
First Team, DII Bulletin
First Team, BennettRank.com
NABC
Third Team, Daktronics

2011-12 (DII)

Braydon Hobbs

Player of the Year, NABC
Player of the Year, Basketball Times
NABC
First Team, Basketball Times
First Team, DII Bulletin
Second Team, Daktronics
Jeremy Kendle
NABC
First Team, Basketball Times
Honorable Mention, DII Bulletin

2010-11 (DII)

Jeremy Kendle

NABC
First Team, Basketball Times
Second Team, DII Bulletin
Third Team, Daktronics
Braydon Hobbs
Honorable Mention, DII Bulletin

1995-96 (DII)

Steve Mercer

Honorable Mention, CoSIDA

1991-92 (DII)

Tom Schurfranz

First Team, NABC


1976-77 (DII)

Floyd Smith

Third Team, NABC



**RUSTY
TROUTMAN**



**ADAM
EBERHARD**





ALL-REGION

2019-20 (DII)

Alex Cook

First Team, NABC
Second Team, D2CCA

2018-19 (DII)

Adam Eberhard

First Team, NABC
First Team, D2CCA

2017-18 (DII)

Adam Eberhard

First Team, NABC
First Team, D2CCA
Second Team, NABC

Brent Bach

2016-17 (DII)

Adam Eberhard

First Team, NABC
Second Team, D2CCA
First Team, NABC

Rusty Troutman

2015-16 (DII)

Rusty Troutman

First Team, NABC
Second Team, D2CCA

2014-15 (DII)

Jake Thelen

First Team, NABC
First Team, Daktronics

2013-14 (DII)

Keisten Jones

Second Team, NABC

2012-13 (DII)

Chris Dowe

Second Team, NABC
Second Team, Daktronics
Second Team, NABC
Second Team, Daktronics

Vance Hall

2011-12 (DII)

Braydon Hobbs

First Team, NABC
First Team, Daktronics
First Team, NABC
Second Team, Daktronics
co-Coach of the Year, NABC

Jeremy Kendle

Scott Davenport

2010-11 (DII)

Braydon Hobbs

First Team, NABC
First Team, Daktronics
First Team, NABC
First Team, Daktronics
Coach of the Year, NABC

Jeremy Kendle

Scott Davenport



ALEX
COOK

■Records of All-Region awards prior to 2010 are incomplete.





CONFERENCE INDIVIDUAL AWARDS

PLAYER OF THE YEAR

2014-15 (GLVC)	Jake Thelen
2011-12 (GLVC)	Braydon Hobbs
2010-11 (GLVC)	Jeremy Kendle
1991-92 (GLVC)	Tom Schurfranz
1987-88 (GLVC)	Mike Holmes
1983-84 (GLVC)	Buddy Cox
1979-80 (GLVC)	Bruce Olliges

DEFENSIVE PLAYER OF THE YEAR

2017-18 (GLVC)	Jarek Coles
2016-17 (GLVC)	Al Davis
2015-16 (GLVC)	George Suggs

FRESHMAN OF THE YEAR


2008-09 (GLVC)	Braydon Hobbs
----------------	---------------

CONFERENCE SCHOLAR-ATHLETE OF THE YEAR

2011-12 (GLVC)	Braydon Hobbs
2010-11 (GLVC)	Braydon Hobbs
1998-99 (GLVC)	Ron Brooks

COACH OF THE YEAR

2017-18 (GLVC)	Scott Davenport
2016-17 (GLVC)	Scott Davenport
2011-12 (GLVC)	Scott Davenport
2010-11 (GLVC)	Scott Davenport
1990-91 (GLVC)	Joe Reibel
1988-89 (GLVC)	Joe Reibel



JEREMY
KENDLE



BRAYDON
HOBBS



JAKE
THELEN





ALL-CONFERENCE

2019-20 (GLVC)

Alex Cook	First Team
	All-Defensive Team
Parker Chitty	All-Defensive Team

2018-19 (GLVC)

Adam Eberhard	First Team
Chivarsky Corbett	Second Team
Ben Weyer	Second Team
Daniel Ramser	All-Defensive Team

2017-18 (GLVC)

Brent Bach	First Team
Adam Eberhard	First Team
Jarek Coles	All-Defensive Team (Def. Player of the Year)
Parker Chitty	All-Defensive Team
CJ Fleming	All-Freshman Team
Scott Davenport	Coach of the Year

2016-17 (GLVC)

Rusty Troutman	First Team
Adam Eberhard	First Team
Al Davis	All-Defensive Team (Def. Player of the Year)
Alex Cook	All-Freshman Team
Ben Weyer	All-Freshman Team
Scott Davenport	Coach of the Year

2015-16 (GLVC)

Rusty Troutman	First Team
George Suggs	First Team
	All-Defensive Team (Def. Player of the Year)
Michael Parrish	All-Defensive Team

2014-15 (GLVC)

Jake Thelen	First Team (Player of the Year)
	All-Defensive Team
Chris Whitehead	First Team

2013-14 (GLVC)

Keisten Jones	First Team
---------------	------------

2012-13 (GLVC)

Chris Dowe	First Team
Vance Hall	First Team

2011-12 (GLVC)

Braydon Hobbs	First Team (Player of the Year)
	All-Defensive Team
Jeremy Kendle	First Team
Chris Dowe	Second Team
Luke Sprague	Second Team

2010-11 (GLVC)

Jeremy Kendle	First Team (Player of the Year)
Braydon Hobbs	First Team
Justin Benedetti	Third Team
Chris Dowe	Third Team

2009-10 (GLVC)

Jeremy Kendle	Second Team
Justin Benedetti	Third Team
Braydon Hobbs	Third Team

2008-09 (GLVC)

Chartrael Hall	First Team
Braydon Hobbs	Third Team
	Freshman of the Year

2007-08 (GLVC)

Dzaflo Larkai	Second Team
Adam Brames	Third Team

2005-06 (GLVC)

Matt Miller	Hon.Ment.
-------------	-----------

2004-05 (GLVC)

Marcus Flynn	Hon. Ment.
Matt Pait	Hon. Ment.

2001-02 (GLVC)

Jared McCurry	Second Team
---------------	-------------

Continued next page...



CHRIS WHITEHEAD





ALL-CONFERENCE

2000-01 (GLVC)

Jared McCurry Second Team

1999-00 (GLVC)

Jared McCurry Second Team

1997-98 (GLVC)

Matt Gladieux Second Team
Brad Bixler Hon. Mention

1996-97 (GLVC)

Steve Mercer Second Team

1995-96 (GLVC)

Steve Mercer Second Team

1994-95 (GLVC)

Steve Mercer First Team
Shannon Phillips Second Team

1993-94 (GLVC)

Shannon Phillips Second Team
Steve Mercer Hon. Mention

1992-93 (GLVC)

Shannon Phillips Hon. Mention

1991-92 (GLVC)

Tom Schurfranz First Team
Player of the Year
John Ellington Hon. Mention
John Hartlage Hon. Mention

1990-91 (GLVC)

Tom Schurfranz First Team
Brandy Monks Second Team
John Ellington Hon. Mention

1989-90 (GLVC)

Brandy Monks Second Team
Brian Fichter Hon. Mention

1988-89 (GLVC)

Reggie Burcy First Team
Tom Schurfranz Second Team

1987-88 (GLVC)

Mike Holmes First Team
Player of the Year

1986-87 (GLVC)

Mike Holmes Second Team
Clint Davis Second Team

1985-86 (GLVC)

Mike Holmes Second Team

1984-85 (GLVC)

Clint Davis Hon. Mention

1983-84 (GLVC)

Buddy Cox First Team
Player of the Year
Clint Davis Hon. Mention

1982-83 (GLVC)

John Parrott Second Team
Buddy Cox Second Team

1981-82 (GLVC)

Buddy Cox First Team

1980-81 (GLVC)

Bruce Olliges First Team

1979-80 (GLVC)

Bruce Olliges First Team
Joe Helmkamp Second Team
John Wiegel Second Team

1978-79 (GLVC)

Dwight Moore First Team
John Wiegel Second Team

**JUSTIN
BENEDETTI**





CONFERENCE PLAYER OF THE WEEK

2019-20 (GLVC)

1/13 Alex Cook

2018-19 (GLVC)

11/12 Adam Eberhard
11/19 Chivarsky Corbett
12/3 Adam Eberhard
12/31 Adam Eberhard
1/21 Adam Eberhard

2017-18 (GLVC)

1/8 Brent Bach
2/12 Chivarsky Corbett

2016-17 (GLVC)

1/9 Adam Eberhard

2015-16 (GLVC)

11/16 Rusty Troutman
1/4 Rusty Troutman

2014-15 (GLVC)

11/17 Jake Thelen
12/15 Jake Thelen
2/9 Chris Whitehead
2/16 Chris Whitehead
3/2 Jake Thelen

2013-14 (GLVC)

12/2 Keisten Jones
12/16 Jake Thelen
2/24 Vance Hall

2012-13 (GLVC)

11/19 Vance Hall
12/17 Chris Dowe

2011-12 (GLVC)

11/14 Jeremy Kendle
1/16 Braydon Hobbs
1/30 Jeremy Kendle
2/27 Luke Sprague

2010-11 (GLVC)

11/29 Jeremy Kendle
12/6 Jeremy Kendle
2/7 Jeremy Kendle

2009-10 (GLVC)

1/18 Jeremy Kendle

2008-09 (GLVC)

12/29 Chartrael Hall

2007-08 (GLVC)

11/20 Brandon Clifford
12/25 Adam Brames

2006-07 (GLVC)

11/20 Brandon Clifford
12/25 Adam Brames

2005-06 (GLVC)

1/16 Montonio Blake
2/7 Matt Otte

2004-05 (GLVC)

11/22 Matt Pait

2002-03 (GLVC)

11/25 Justin Cornell

1999-00 (GLVC)

Week 3 Adam Etienne
Week 4 Jared McCurry
Week 9 Andy Swan
Week 10 Brad Bixler

1997-98 (GLVC)

Week 1 Matt Gladieux
Week 4 Matt Gladieux
Week 7 Matt Gladieux
Week 8 Matt Gladieux

1996-97 (GLVC)

Week 4 Steve Mercer

1995-96 (GLVC)

Week 5 Stever Mercer

1994-95 (GLVC)

Week 3 Shannon Phillips

1991-92 (GLVC)

Week 3 Tom Schurfranz
Week 7 Tom Schurfranz

1990-91 (GLVC)

Week 1 Tom Schurfranz
Week 4 Tom Schurfranz
Week 6 Tom Schurfranz
Week 8 Tom Schurfranz

1989-90 (GLVC)

Week 5 Brandy Monks
Week 11 Brandy Monks
Week 12 Eric Wilson

1988-89 (GLVC)

Week 4 Reggie Burcy
Week 9 Reggie Burcy

1987-88 (GLVC)

Week 6 Mike Holmes

1986-87 (GLVC)

Week 5 Clint Davis

1985-86 (GLVC)

Week 3 Clint Davis

1982-83 (GLVC)

2/28 Buddy Cox



CHIVARSKY
CORBETT





ACADEMIC HONORS

NCAA POST-GRADUATE SCHOLARSHIPS RECIPIENTS

2001 Ronald Brooks
1992 Tom Schurfranz

NCAA DII MIDWEST REGION SCHOLAR-ATHLETE OF THE YEAR

2012 (DII) Braydon Hobbs

CONFERENCE SCHOLAR-ATHLETE OF THE YEAR

2011-12 (GLVC) Braydon Hobbs
2010-11 (GLVC) Braydon Hobbs
1998-99 (GLVC) Ron Brooks

CONFERENCE ALL-ACADEMIC SELECTIONS

2019-20 (GLVC)

Academic All-GLVC: Juston Betz, Parker Chitty, Ethan Claycomb, Alex Cook, CJ Fleming, Alec Pfriem, Ben Weyer, Bash Wieland

GLVC Brother James Gaffney Distinguished Scholar Award: Juston Betz, Alec Pfriem

GLVC COP Academic Excellence Award: Ben Weyer

Team Academic All-GLVC Award (team GPA 3.30 or higher)

2018-19 (GLVC)

Academic All-GLVC: Juston Betz, Ethan Claycomb, Adam Eberhard, CJ Fleming, Skyler Hunter,

Tyler Jenkins, Daniel Ramser, Ben Weyer

GLVC COP Academic Excellence Award: Skyler Hunter, Tyler Jenkins, Daniel Ramser

Team Academic All-GLVC Award (team GPA 3.30 or higher)

2017-18 (GLVC)

Academic All-GLVC: Juston Betz, CJ Fleming, Skyler Hunter, Tyler Jenkins, Daniel Ramser, Rhett Troutman, Ben Weyer

2016-17 (GLVC)

Academic All-GLVC: Skyler Hunter, Tyler Jenkins, George Knott, Daniel Ramser, Ben Weyer

2015-16 (GLVC)

Academic All-GLVC: Skyler Hunter, George Knott, Daniel Ramser

2014-15 (GLVC)

Academic All-GLVC: Billy Edelen

2013-14 (GLVC)

Academic All-GLVC: Max Clemons, Billy Edelen, Keisten Jones, Stevie Loveless, George Suggs, Rusty Troutman

GLVC COP Academic Excellence Award: Keisten Jones, Stevie Loveless

2012-13 (GLVC)

Academic All-GLVC: Ryan Burton, Max Clemons, Billy Edelen, Keisten Jones, Stevie Loveless, Cole Schaefer

2011-12 (GLVC)

Academic All-GLVC: Ryan Burton, Braydon Hobbs, Keisten Jones, Stevie Loveless, Aaron Robison, Luke Sprague, Jonathan Turl

GLVC COP Academic Excellence Award: Braydon Hobbs, Luke Sprague

2010-11 (GLVC)

GLVC Brother James Gaffney Distinguished Scholar Award: honors 4.0 GPA for academic year

GLVC Council of Presidents' Academic Excellence Award: exhausted eligibility while maintaining minimum 3.5 total GPA

ACADEMIC ALL-AMERICANS

2012 (DII)	Braydon Hobbs	Second Team- CoSIDA
2003 (DII)	Brad Ayer	Hon. Mention - CoSIDA
2001 (DII)	Ronald Brooks	Third Team - Verizon
1992 (DII)	Tom Schurfranz	Third Team - GTE

Academic All-GLVC: Braydon Hobbs, Nick Holmes, Keisten Jones, Stevie Loveless, Luke Sprague

2009-10 (GLVC)

Academic All-GLVC: Doug Davenport, Braydon Hobbs, Nick Holmes, Andrew Parks, Luke Sprague

GLVC COP Academic Excellence Award: Doug Davenport, Andrew Parks

2008-09 (GLVC)

Academic All-GLVC: Doug Davenport, Braydon Hobbs, Andrew Parks, Luke Sprague

2007-08 (GLVC)

Academic All-GLVC: Doug Davenport, Dzaflor Larkai, Andrew Parks, Tim Dearlove

2006-07 (GLVC)

Academic All-GLVC: Doug Davenport, Matt DeMasters, Marcus Flynn, Dzaflor Larkai, Andrew Parks, Ryan Tiesi

2005-06 (GLVC)

Academic All-GLVC: Marcus Flynn, Matt Miller, Andrew Parks, Kyle Thrasher

2004-05 (GLVC)

Academic All-GLVC: Marcus Flynn, Kyle Thrasher

2003-04 (GLVC)

Academic All-GLVC: Torey Meagher

2002-03 (GLVC)

Academic All-GLVC: Brad Ayer, Justin Cornell

2001-02 (GLVC)

Academic All-GLVC: Brad Ayer, Phillip Hobbs, Oloyede Olumide

2000-01 (GLVC)

Academic All-GLVC: Ron Brooks, Justin Cornell, Oloyede Olumide

1999-00 (GLVC)

Academic All-GLVC: Brad Bixler, Ron Brooks, Andy Swan, Jeffery Thomas

1998-99 (GLVC)

Academic All-GLVC: Ron Brooks, Amit Shaham, Landon Swan, Andy Swan, Jeffrey Thomas, Eric Wahl

1997-98 (GLVC)

Academic All-GLVC: Brad Bixler, Ron Brooks, Brian Culhane, Matt Gladieux, Amit Shaham

▪ Continued next page...





ACADEMIC HONORS

1996-97 (GLVC)

Academic All-GLVC: Steve Mercer, Amit Shaham, Chip Sivori

1995-96 (GLVC)

Academic All-GLVC: Steve Mercer, Amit Shaham

1994-95 (GLVC)

Academic All-GLVC: Steve Mercer, Dave Naber

1993-94 (GLVC)

Academic All-GLVC: Kevin Eilers, Robert Keeling, Dave Naber

1992-93 (GLVC)

Academic All-GLVC: Robert Keeling, David Kirby, David Naber

1991-92 (GLVC)

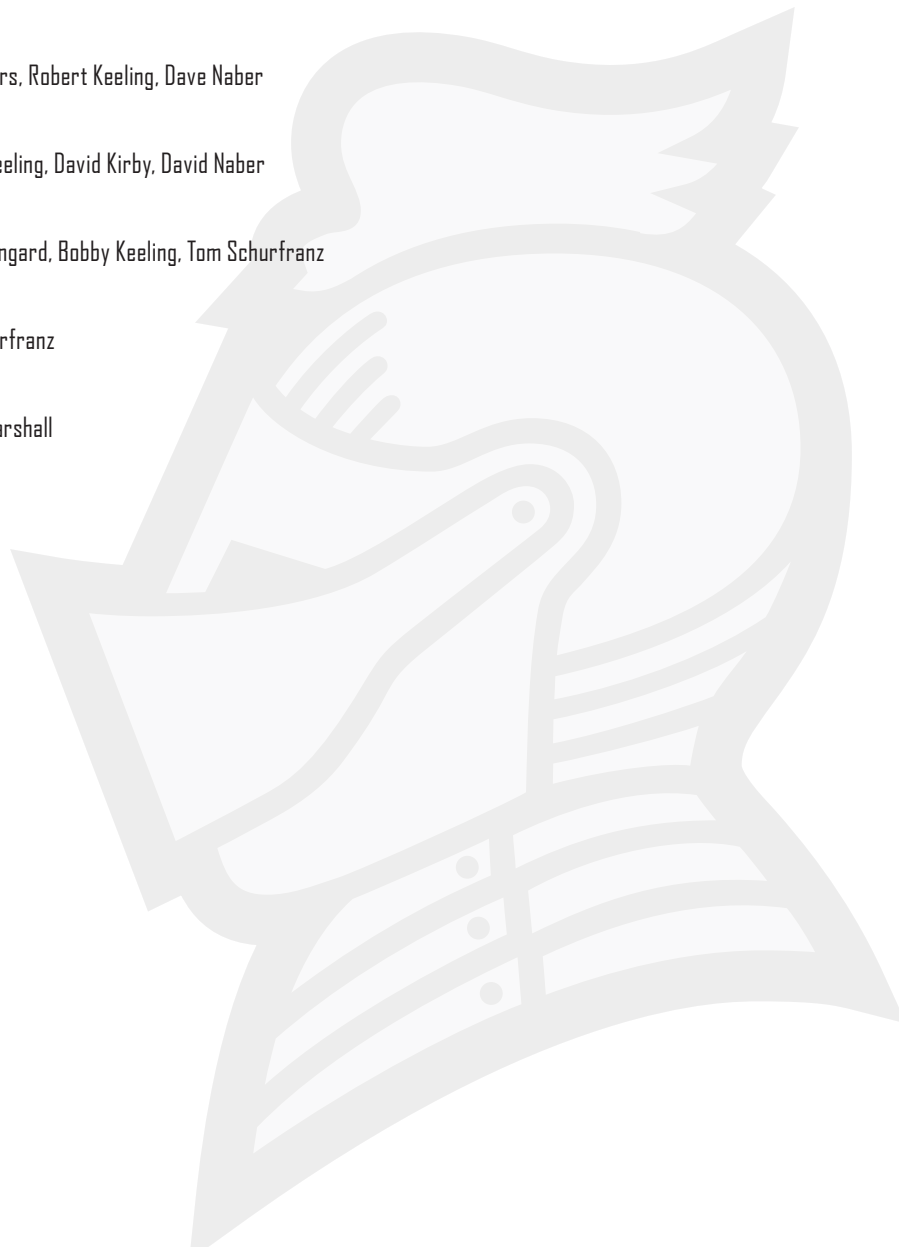
Academic All-GLVC: Steve Bringard, Bobby Keeling, Tom Schurfranz

1990-91 (GLVC)

Academic All-GLVC: Tom Schurfranz

1989-90 (GLVC)

Academic All-GLVC: Ernest Marshall



GLVC Brother James Gaffney Distinguished Scholar Award: honors 4.0 GPA for academic year
GLVC Council of Presidents' Academic Excellence Award: exhausted eligibility while maintaining minimum 3.5 total GPA





BELLARMINE HALL OF FAME

RON BELTON '70 (1977)

- Finished career as program's No. 2 career rebounder (11.8)
- Finished career as program's No. 7 career scorer (19.3)
- Selected to NCAA Regional All-Tournament Team in 1969

BUDDY COX '84 (2000)

- Three-time All-GLVC selection
- Named an All-American in 1982-83 season
- Named GLVC Player of the Year for 1983-84 season
- Twice selected as Team MVP
- Finished career tied for program's all-time scoring lead
- Named Bellarmine Athlete of the Year in 1984

CLINT DAVIS '87 (2005)

- Finished career fifth on program's all-time scoring list (1,602)
- Twice selected as Team MVP
- Named second-team All-GLVC in 1987
- NCAA Regional participant in 1983-84 season

BILL DUNCAN '70 (1981)

- Won team's Free Throw Award in 1968 and 1970
- Selected as Team MVP in 1969
- Received 1970 Sportsman Super Club Award

GEORGE DUNCAN III '74 (1983)

- Twice selected Team MVP
- Received Alumni Most Improved Award for 1971-72 season
- Garnered 1974 Sportsman Super Club Award
- Twice named Louisville Quarterback Club MVP
- Named to 1974 Kentucky-Tennessee All-Star Team

JIM HALL '76 (1982)

- Finished career with 607 field goals, a 46.3 percent field-goal percentage and 265 made free throws
- Grabbed 768 career rebounds while averaging 15.2 points and 7.9 rebounds per game
- Finished career fourth on program's career field goals list
- Finished career sixth on program's rebounding list
- Twice selected as Team MVP

JACK HAURY '56 (1977)

- Inducted for basketball career
- Led team in batting average in 1953, 1954 and 1956
- Hit .482 in 1954
- Led team to victories over Kentucky, Louisville and Indiana in 1954

GEORGE HILL '65 (1983)

- Named All-KIAC in 1963 and 1964
- Led team to first NCAA Tournament bid in 1963
- Selected to Oglethorpe All-Tournament Team in 1964
- Compiled scoring averages of 14.4, 18.8 and 12.3

MICHAEL HOLMES '88 (2000)

- Named GLVC Player of the Year in 1988
- Named All-GLVC on three occasions
- Finished career eighth on program's career scoring list (1,581)
- Finished second on program's career rebounding list (1,134)
- Received Silver Knight Award in 1988
- Named College Athlete of the Year in 1988

TOM HUGENBERG '65 (1988)

- Finished fifth on program's career rebounding list (808)

- Finished career 21st on program's career scoring list (917)
- Averaged 10.4 rebounds in 1962-63 season
- Named All-KIAC in 1964-65 season

DAVE KELLY '57 (1978)

- Named team captain all four years
- Finished career as program's all-time scoring leader
- Finished career with 1,148 points
- Named All-KIAC in 1957
- Averaged 19.5 points one season and scored 32 in one game

JOHN LINNEMAN '71 (1978)

- Twice named Team MVP
- Named Most Improved Player in 1969
- Scored 42 points in one game
- Played on BU tennis team for three years
- Finished career in program's top 10 in scoring and rebounding

JOHN MacLEOD '59 (1980)

- Earned eight letters playing basketball, baseball and track
- Was a reserve guard on the basketball team
- Played catcher and outfield on the baseball team
- Ran the 100, 220 and 440 in track
- Successful basketball coaching career included collegiate stints at Oklahoma and Notre Dame and professionally with Phoenix Suns

JACK McLEMORE '60 (1986)

- Attempted first shot in Knights Hall in 1960
- Named to KIAC All-Tournament Team in 1961
- Finished career 12th on program's career scoring list (1,203)
- Shot 76.4 percent from the free throw line in career
- Scored 39 points against Saint Joseph's in 1960

STEVE MERCER '97 (2005)

- Finished career as program's all-time leading scorer (1,969 points)
- Finished career as program's all-time steals leader (154)
- Finished career as program's all-time blocked shots leader (163)
- Finished career fourth in program history in total rebounds (873)
- Finished career ninth in program history total assists (194)
- Named All-GLVC and Academic All-GLVC on three occasions
- Twice named Team
- Recognized as James R. Spalding Athlete of Distinction in 1997
- Received John T. Loftus Award
- Selected to CoSIDA All-Great Lakes Region Team
- Names honorable-mention All-American by CoSIDA

DEWEY MINTON '77 (1977)

- Inducted for basketball and baseball career Induction
- Named an All-American in 1977
- Named Team MVP in 1975, 1976 and 1977
- Led nation in doubles in 1977
- Played basketball all four years at Bellarmine
- Received Silver Knight Award in 1975
- Received John T. Loftus Award in 1976
- Received Norb Raque Free Throw Award in 1976

BEN MONHOLLEN '63 (1982)

- Named All-KIAC in 1962 and 1963
- Co-captain of conference championship team that went 21-6 and invited to NCAA and NAIA Tournaments
- Tallied career-high 26 points and 14 rebounds against Centre

NOTE: Years reflect graduation and induction

▪ Continued next page...





BELLARMINE HALL OF FAME

BRANDY MONKS '91 (2002)

- Named All-GLVC in 1990 and 1991
- Named NABC All-District and All-Region in 1990 and 1991
- Finished career as program's all-time leader in assists (657)
- Led team to 25 wins and GLVC title in 1990-91
- Named Superclub Athlete of the Year by Louisville Sportsmen in 1991
- Named Team MVP in 1990
- Received Coaches Award in 1991
- Named Jim Spalding Athlete of the Year in 1991

RUDY MONTGOMERY '60 (1977)

- Named All-KIAC on three occasions
- Finished career first in program history in points (1,723)
- Finished career first in program history in rebounds (1,345)
- Finished career first in program history in made free throws (457)
- Named Team MVP three times
- Finished career first in program history in field goal percentage
- Scored 43 points in a single game
- Recorded 35 rebounds in a single game

DWIGHT MOORE '79 (2002)

- Played from 1975-79
- Named All-GLVC in 1979
- Averaged 11.6 points per game over his career
- Named Team MVP in 1979
- Received Alumni Silver Knight Award in 1979
- Led team in scoring, rebounding and assists in 1979

JIM MORRIS '57 (1982)

- Inducted for basketball and baseball
- Played catcher and batted over .300 every season
- Hit for cycle against Georgetown while notching seven RBIs
- Led basketball team in scoring in 1954 and 1955
- Received Norb Raque Free Throw Award
- Named co-captain on 1956 and 1957 teams
- Received Faculty Merit Award in 1956 and 1957

EUGENE MOSLEY '64 (1979)

- Inducted for basketball and baseball
- Twice named All-KIAC
- Ended career as school leader in consecutive games played (102)
- Led team in scoring as a freshman and a sophomore
- Finished career in program's top 10 in FT percentage (76.8)
- Finished career averaging 11.9 points per game
- Received Silver Knight Award in 1964

BRUCE OLLIGES '81 (1986)

- Finished career third in program history in points (1,713)
- Finished career third in program history in FT percentage (80.5)
- Named GLVC Player of the Year for 1979-80 season
- Recorded 38 points in a game at Knights Hall
- Averaged 22 points per game as a senior and 20.3 as a junior
- Received Silver Knight Award in 1980
- Received Norb Raque Free Throw Award in 1980

PHIL POPP '67 (1982)

- Named first-team Catholic College All-American in 1965-66
- Named Team MVP in 1965-66
- Twice led team in scoring
- Selected to Oglethorpe All-Tournament Team in 1964
- Also ran cross country

JOE REIBEL Class '60 (1977)

- Finished career holding record for most FGs in a game (18)
- Three-year starting guard averaged double figures over career
- Also played baseball at Bellarmine for four years
- Received Silver Knight Award in 1960

JIM SCHURFRANZ '67 (1981)

- Named Team MVP for 1966-67 season
- Named Most Improved Player after 1964-65 season
- Selected to Oglethorpe All-Tournament Team in 1964
- Finished career with 904 points and 743 rebounds
- Scored 34 points against Texas Wesleyan in 1966-67 season

TOM SCHURFRANZ '92 (2000)

- Named GTE Academic All-American in 1991
- Named NABC All-American in 1992
- Named All-GLVC on three occasions
- Finished career as program leader in field goal percentage
- Twice received GLVC Paragon Award
- Received In Veritatis Amore Award in 1992
- NCAA Postgraduate Award winner
- Finished career as program's third leading scorer
- Received Fred Karem Scholastic Award in 1988
- Received John T. Loftus Award in 1989
- Received Silver Knight Award in 1992
- Named College Athlete of the Year in 1992

FLOYD SMITH '77 (1977)

- Named an All-American for 1976-77 season
- Finished career holding eight program records for offense
- Finished career as all-time program leader in points (1,932)
- Finished career with program record for points in a season (701)
- Sank 20-of-21 free throws in a game against Transylvania
- Averaged 25 points per game in 1976-77 season
- Selected to All-Great Lakes Regional Tournament Team in 1977

JIM SPALDING '54 (1977)

- Selected to KIAC All-Tournament Team on three occasions
- Scored in double figures in all three years
- Received Silver Knight Award in 1955
- Named Athletic Director Emeritus in 1994

AL STEVENSON '59 (1978)

- Named All-KIAC on three occasions
- Named Team MVP in 1956, 1957 and 1958
- Led team in scoring in 1956, 1957 and 1958
- Posted a career scoring average of 18.4 points per game
- Posted a career free throw percentage of 77.0
- Sank 193 free throws in 1956-57 season

BOBBY TODD '75 (1988)

- Named Team MVP of 1971-72 season
- Won Norb Raque Free Throw Award on three occasions
- Finished career sixth on program's FT percentage list (78.1)
- Finished career 15th in program history in points (1,168)
- Received John T. Loftus Award in 1974
- Received Silver Knight Award in 1975
- Named in Outstanding Athletes of America in 1973 and 1974

NOTE: Years reflect graduation and induction





BELLARMI HALL OF FAME

2011 DIVISION II NATIONAL CHAMPIONSHIP TEAM INDUCTED 2017

- Finished with a 33-2 overall record
- Posted a 17-1 mark in the GLVC
- Won the GLVC East regular-season title
- Captured the GLVC Tournament title
- Won the NCAA Midwest Region title
- Had winning streaks of 8, 16 and 9





RETIRED JERSEY



BRAYDON HOBBS

BELLARMINE PLAYER FROM 2008-12

JERSEY RETIRED IN 2017

BRAYDON HOBBS, the 2011-12 Division II National Player of the Year, is the first player in the history of the Bellarmine University men's basketball program to have his jersey retired. The honor was bestowed upon him during a pregame ceremony on February 18, 2017. On that day, the Knights buried a program-record 18 3-pointers and assisted on 26 of 34 made baskets.

The performance couldn't possibly have been a more fitting tribute to a player known as a magician of a passer and a marksman as a long-range shooter. Among his bevy of appearances in the program record book, Hobbs continues to remain atop the career charts in assists and 3-pointers made. Underscoring that he was the complete package, Hobbs also remains the career leader in steals and is among the top five in blocked shots.

A 6-foot-5 point guard out of New Albany, Indiana, Hobbs bookended his career at Bellarmine by being named the GLVC Freshman of the Year in 2008-09 and the GLVC Player of the Year as a senior in 2011-12. In his final year, he was also named DII's National Player of the Year by the National Association of Basketball Coaches (NABC) and the Basketball Times. Hobbs earned All-America accolades as both a

junior and a senior. He was a four-time All-GLVC selection.

In his junior campaign of 2010-11, Hobbs helped lead Bellarmine to the DII national championship. He guided the Knights to a return trip to the Final Four the very next season. Hobbs helped Bellarmine produce GLVC Tournament titles in 2010 and 2011.

Hobbs was an exceptional student as well. In 2011-12, he was named an Academic All-American by the College Sports Information Directors of America (CoSIDA).



HOBBS' CAREER TOTALS

Season	gp-gs		Total		3-Point		F-Throws		Rebounds				Scoring												
	gp	gs	fg-fga	pct	fg-fga	pct	ft-fta	pct	off	def	tot	avg	pf	fo	ast	to	blk	stl	pts	avg					
2008-09	33	33	1075	32.6	158	330	.479	66	167	.395	42	59	.712	25	111	136	4.1	41	0	137	41	20	50	424	12.8
2009-10	32	32	1102	34.4	122	266	.459	57	149	.383	69	86	.802	28	107	135	4.2	37	0	171	59	15	46	370	11.6
2010-11	32	32	1102	34.4	122	266	.459	57	149	.383	69	86	.802	28	107	135	4.2	37	0	171	59	15	46	370	11.6
2011-12	33	33	1106	33.5	145	306	.474	81	191	.424	33	38	.868	21	100	121	3.7	47	1	189	63	39	64	404	12.2
TOTAL	130	130	4385	33.7	547	1168	.468	261	656	.398	213	269	.792	102	425	527	4.1	162	1	668	222	89	206	1568	12.1





2011 DIVISION II NATIONAL CHAMPIONS

REGIONAL QUARTERFINALS

Bellarmino def. Indianapolis 84-70

Knights Hall

Louisville, Ky.

REGIONAL SEMIFINALS

Bellarmino def. Northern Ky. 87-82

Knights Hall

Louisville, Ky.

REGIONAL FINALS

Bellarmino def. Ferris State 85-66

Knights Hall

Louisville, Ky.

NATIONAL QUARTERFINALS

Bellarmino def. Midwestern St. 70-64

MassMutual Center

Springfield, Mass.

NATIONAL SEMIFINALS

Bellarmino def. Minn. St.-Mankato 81-74

MassMutual Center

Springfield, Mass.

NATIONAL FINALS

Bellarmino 71, BYU-Hawaii 68

MassMutual Center

Springfield, Mass.





NCAA TOURNAMENT

MATCH-UP/RESULT

ARENA

SITE

2020	DII: Bellarmine No. 5 Seed Midwest Regional		
RD 1	NA: NCAA Tournament canceled as a coronavirus precaution.	Nicoson Hall	Indianapolis, Ind.
2019	DII: Bellarmine No. 2 Seed Midwest Regional		
RD 1	Bellarmine def. Walsh 81-61	Neil Carey Arena	Romeoville, Ill.
RD 2	Bellarmine def. Findlay 74-59	Neil Carey Arena	Romeoville, Ill.
Sweet 16	Southern Indiana def. Bellarmine 76-69	Neil Carey Arena	Romeoville, Ill.
2018	DII: Bellarmine No. 2 Seed Midwest Regional		
RD 1	Bellarmine def. Truman State 82-65	Jim Wink Arena	Big Rapids, Mich.
RD 2	Findlay def. Bellarmine 74-73	Jim Wink Arena	Big Rapids, Mich.
2017	DII: Bellarmine No. 1 Seed Midwest Regional		
RD 1	Bellarmine def. Wisconsin-Parkside 72-61	Knights Hall	Louisville, Ky.
RD 2	Bellarmine def. Quincy 93-64	Knights Hall	Louisville, Ky.
Sweet 16	Bellarmine def. Findlay 84-66	Knights Hall	Louisville, Ky.
Elite Eight	Bellarmine def. Colorado School of Mines 92-72	Sanford Pentagon	Sioux Falls, SD
Final Four	Fairmont State def. Bellarmine 79-68	Sanford Pentagon	Sioux Falls, SD
2016	DII: Bellarmine No. 2 Seed Midwest Regional		
RD 1	Ferris State def. Bellarmine 100-84	DeSimone Gymnasium	Somers, Wisc.
2015	DII: Bellarmine No. 1 Seed Midwest Regional		
RD 1	Bellarmine def. Drury 84-60	Knights Hall	Louisville, Ky.
RD 2	Bellarmine def. Lake Superior 85-59	Knights Hall	Louisville, Ky.
Sweet 16	Bellarmine def. Indianapolis 81-72	Knights Hall	Louisville, Ky.
Elite Eight	Bellarmine def. Minnesota St. Moorhead 92-75	Ford Center	Evansville, Ind.
Final Four	Florida Southern* def. Bellarmine 79-76	Ford Center	Evansville, Ind.
2014	DII: Bellarmine No. 7 Seed Midwest Regional		
RD 1	Indianapolis def. Bellarmine 80-75	O'Reilly Center	Springfield, Mo.
2013	DII: Bellarmine No. 3 Seed Midwest Regional		
RD 1	Bellarmine def. Indianapolis 67-61	O'Reilly Center	Springfield, Mo.
RD 2	Bellarmine def. Southern Indiana 78-55	O'Reilly Center	Springfield, Mo.
Sweet 16	Drury* def. Bellarmine 67-61	O'Reilly Center	Springfield, Mo.
2012	DII: Bellarmine No. 1 Seed Midwest Regional		
RD 1	Bellarmine def. Lewis 66-57	Knights Hall	Louisville, Ky.
RD 2	Bellarmine def. Findlay 86-63	Knights Hall	Louisville, Ky.
Sweet 16	Bellarmine def. Kentucky Wesleyan 79-74	Knights Hall	Louisville, Ky.
Elite Eight	Bellarmine def. Alabama-Huntsville 82-73	Bank of Kentucky Center	Highland Heights, Ky.
Final Four	Montevallo def. Bellarmine 79-72	Bank of Kentucky Center	Highland Heights, Ky.
2011	DII: Bellarmine No. 1 Seed Midwest Regional		
RD 1	Bellarmine def. Indianapolis 84-70	Knights Hall	Louisville, Ky.
RD 2	Bellarmine def. Northern Ky. 87-82	Knights Hall	Louisville, Ky.
Sweet 16	Bellarmine def. Ferris State 85-66	Knights Hall	Louisville, Ky.
Elite Eight	Bellarmine def. Midwestern St. 70-64	MassMutual Center	Springfield, Mass.
Final Four	Bellarmine def. Minn. St.-Mankato 81-74	MassMutual Center	Springfield, Mass.
NCAA Finals	Bellarmine* def. BYU-Hawaii 71-68	MassMutual Center	Springfield, Mass.
2010	DII: Bellarmine No. 2 Seed Midwest Regional		
RD 1	Bellarmine def. Central State 70-66	SportsCenter	Owensboro, Ky.
RD 2	Quincy def. Bellarmine 66-61	SportsCenter	Owensboro, Ky.

*- National Champion

■ Continued next page...



The 2011-12 Knights captured the program's second straight Midwest Regional title.





NCAA TOURNAMENT

MATCH-UP/RESULT

ARENA

SITE

2009 DII: Bellarmine No. 2 Seed Midwest Regional

RD 1 Bellarmine def. Kentucky Wesleyan 76-65
 RD 2 Bellarmine def. Lake Superior 92-83
 Sweet 16 Findlay* def. Bellarmine 89-86 (OT)

Croy Gymnasium
 Croy Gymnasium
 Croy Gymnasium

Findlay, Ohio
 Findlay, Ohio
 Findlay, Ohio

1991 (DII)

RD 1 Grand Valley State def. Bellarmine 78-72
 Cons. Bellarmine def. Western Missouri 94-83

Kates Gymnasium
 Kates Gymnasium

Ashland, Ohio
 Ashland, Ohio

1989 (DII)

RD 1 Bellarmine def. Ferris State 108-92
 RD 2 Kentucky Wesleyan def. Bellarmine 84-77

Sportscenter
 Sportscenter

Owensboro, Ky.
 Owensboro, Ky.

1984 (DII)

RD 1 Lewis def. Bellarmine 93-61
 Cons. Bellarmine def. Cal-State Bakersfield 81-71

Sportscenter
 Sportscenter

Owensboro, Ky.
 Owensboro, Ky.

1982 (DII)

RD 1 Central State def. Bellarmine 63-61
 Cons. Wright State def. Bellarmine 87-86

Sportscenter
 Sportscenter

Owensboro, Ky.
 Owensboro, Ky.

1977

RD 1 Eastern Illinois def. Bellarmine 87-72
 Cons. Youngstown State def. Bellarmine 81-79

Beehly Center
 Beehly Center

Youngstown, Ohio
 Youngstown, Ohio

1970

RD 1 Tennessee State def. Bellarmine 84-77
 Cons. Bellarmine def. Transylvania 115-72

Sportscenter
 Sportscenter

Owensboro, Ky.
 Owensboro, Ky.

1969

RD 1 Alcorn A&M def. Bellarmine 76-75
 Cons. Transylvania def. Bellarmine 65-64

Sportscenter
 Sportscenter

Owensboro, Ky.
 Owensboro, Ky.

1965

RD 1 Bellarmine def. Norfolk State 91-74
 RD 2 Evansville def. Bellarmine 81-74

Knights Hall
 Knights Hall

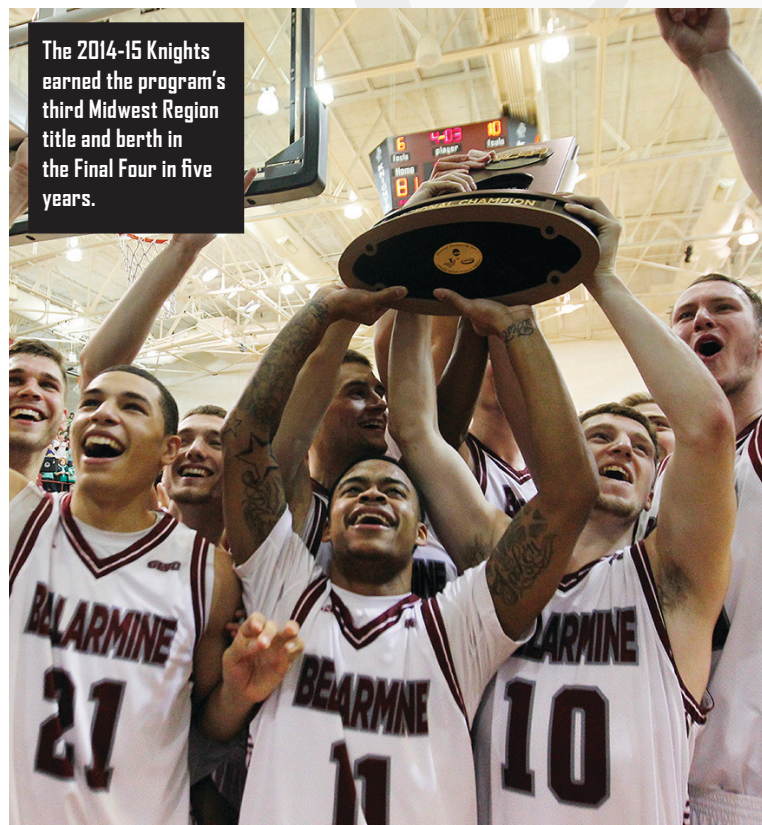
Louisville, Ky.
 Louisville, Ky.

1963

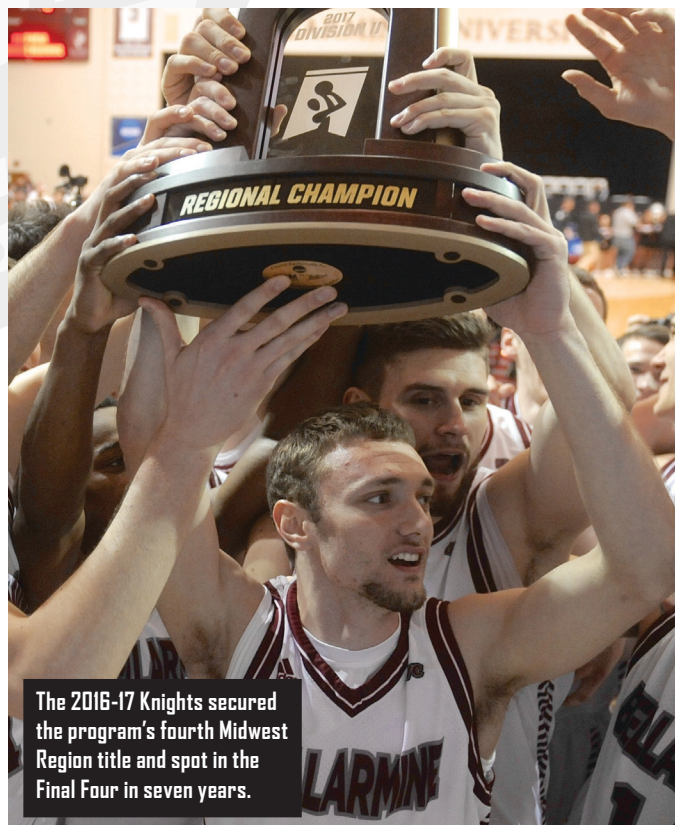
RD 1 Oglethorpe 57 def. Bellarmine 57-49
 Cons. Bellarmine def. Austin Peay 86-86

Knights Hall
 Knights Hall

Louisville, Ky.
 Louisville, Ky.



The 2014-15 Knights earned the program's third Midwest Region title and berth in the Final Four in five years.



The 2016-17 Knights secured the program's fourth Midwest Region title and spot in the Final Four in seven years.





CONFERENCE TOURNAMENT

2020 (GLVC)

Southern Indiana L, 73-76

2019 (GLVC)

Rockhurst W, 75-64
Southern Indiana W, 67-61
Drury* W, 65-48

2018 (GLVC)

William Jewell W, 70-65
Indianapolis W, 83-65
Truman State* W, 75-61

2017 (GLVC)

Drury W, 79-62
Wisconsin-Parkside W, 79-68
Lewis* W, 74-61

2016 (GLVC)

Southern Indiana W, 76-73
Lewis L, 66-70

2015 (GLVC)

Maryville W, 83-73
Indianapolis W, 81-73
Drury* L, 70-77

2014 (GLVC)

William Jewell W, 82-69
Indianapolis W, 90-74
Wisconsin-Parkside W, 90-78
Southern Indiana* L, 73-86

2013 (GLVC)

Illinois-Springfield W, 79-57
Maryville W, 53-48
Drury L, 62-69

2012 (GLVC)

Lewis W, 82-62
Southern Indiana L, 68-71

2011 (GLVC)

Rockhurst W, 72-52
Kentucky Wesleyan W, 86-73
Southern Indiana* W, 87-81 (OT)

2010 (GLVC)

Quincy W, 76-60
Drury W, 85-65
Kentucky Wesleyan* W, 79-69

2009 (GLVC)

Quincy W, 69-45
Southern Indiana W, 54-50
Northern Kentucky* L, 47-69

2008 (GLVC)

Drury L, 66-70

2006 (GLVC)

Drury L, 77-79

2002 (GLVC)

Lewis L, 50-51

2001 (GLVC)

Saint Joseph's L, 83-90

2000 (GLVC)

Southern Indiana L, 81-87

1998 (GLVC)

Southern Indiana L, 76-102



The 2018-19 Knights captured the program's third straight GLVC Tournament title.

*Denotes title game





SEASON COACHING RECORDS

Year	Overall	Conf.	Coach
2019-20	20-8	13-7 (t-4th, GLVC)	Scott Davenport (364-109)
2018-19	28-5	14-4 (2nd, GLVC)	Scott Davenport
2017-18	29-3	16-2 (1st, GLVC East)	Scott Davenport
2016-17	32-4	17-1 (1st, GLVC East)	Scott Davenport
2015-16	23-7	15-3 (t-1st, GLVC East)	Scott Davenport
2014-15	31-4	17-1 (t-1st, GLVC East)	Scott Davenport
2013-14	23-8	12-6 (5th, GLVC East)	Scott Davenport
2012-13	24-8	12-6 (t-3rd, GLVC East)	Scott Davenport
2011-12	29-4	16-2 (1st, GLVC East)	Scott Davenport
2010-11	33-2	17-1 (1st, GLVC East)	Scott Davenport
2009-10	23-9	12-6 (3rd, GLVC East)	Scott Davenport
2008-09	26-7	13-5 (2nd, GLVC East)	Scott Davenport
2007-08	17-11	11-8 (t-4th, GLVC East)	Scott Davenport
2006-07	12-15	8-11 (8th, GLVC East)	Scott Davenport
2005-06	14-14	11-8 (GLVC)	Scott Davenport
2004-05	9-18	4-16 (GLVC)	Chris Pullem (28-54)
2003-04	9-18	6-14 (GLVC)	Chris Pullem
2002-03	10-18	5-15 (GLVC)	Chris Pullem
2001-02	12-15	9-11 (GLVC)	Charlie Just (49-60)
2000-01	14-13	11-9 (GLVC)	Charlie Just
1999-00	13-14	8-12 (GLVC)	Charlie Just
1998-99	10-18	7-15 (GLVC)	Charlie Just
1997-98	17-10	11-7 (GLVC)	Bob Valvano (55-54)
1996-97	16-11	9-11 (GLVC)	Bob Valvano
1995-96	12-16	5-15 (GLVC)	Bob Valvano
1994-95	10-17	4-14 (GLVC)	Bob Valvano
1993-94	11-16	5-13 (GLVC)	Joe Reibel (346-277)
1992-93	7-20	4-14 (GLVC)	Joe Reibel
1991-92	17-11	10-8 (GLVC)	Joe Reibel
1990-91	24-6	14-4 (GLVC)	Joe Reibel
1989-90	16-11	10-8 (GLVC)	Joe Reibel
1988-89	22-8	11-5 (GLVC)	Joe Reibel
1987-88	11-17	6-10 (GLVC)	Joe Reibel
1986-87	17-10	10-6 (GLVC)	Joe Reibel
1985-86	13-14	7-9 (GLVC)	Joe Reibel
1984-85	8-19	3-11 (GLVC)	Joe Reibel
1983-84	21-9	8-4 (GLVC)	Joe Reibel
1982-83	13-14	5-7 (GLVC)	Joe Reibel
1981-82	20-9	9-3 (GLVC)	Joe Reibel
1980-81	16-10	4-6 (GLVC)	Joe Reibel
1979-80	17-9	7-3 (GLVC)	Joe Reibel
1978-79	14-12	4-4 (GLVC)	Joe Reibel
1977-78	16-10	NA	Joe Reibel
1976-77	17-11	NA	Joe Reibel
1975-76	18-7	NA	Joe Reibel
1974-75	15-10	NA	Joe Reibel
1973-74	12-13	NA	Joe Reibel
1972-73	12-14	NA	Joe Reibel
1971-72	9-17	NA	Joe Reibel
1970-71	10-16	NA	Jim Spalding (71-60)
1969-70	17-10	NA	Jim Spalding
1968-69	19-9	NA	Jim Spalding
1967-68	13-12	NA	Jim Spalding
1966-67	12-13	NA	Jim Spalding
1965-66	13-8	NA	Alex Groza (91-77)
1964-65	15-8	NA	Alex Groza
1963-64	13-12	NA	Alex Groza
1962-63	21-6	NA	Alex Groza



SCOTT DAVENPORT led Bellarmine to the 2011 Division II national.

1961-62	11-11	NA
1960-61	11-17	NA
1959-60	7-15	NA
1958-59	6-18	NA
1957-58	17-9	NA
1956-57	13-11	NA
1955-56	6-14	NA
1954-55	8-14	NA
1953-54	14-8	NA
1952-53	9-13	NA
1951-52	5-17	NA
1950-51	2-12	NA

Alex Groza
Alex Groza
Alex Groza
Gene Kenney (23-27)
Gene Kenney
Paulie Miller (19-25)
Paulie Miller
Eddie Weber (31-35)
Eddie Weber
Eddie Weber
Norb Raque (7-29)
Norb Raque





CAREER COACHING RECORDS

YEARS	COACH	RECORD	PCT.	CONF.	PCT.
2005-	Scott Davenport	364-109	.770	192-65	.747
2002-05	Chris Pullem	28-54	.341	15-45	.250
1998-02	Charlie Just	49-60	.450	35-47	.427
1994-98	Bob Valvano	55-54	.505	29-47	.382
1971-94	Joe Reibel	346-277	.555	117-115	.504
1966-71	Jim Spalding	71-60	.542		
1959-66	Alex Groza	91-77	.542		
1957-59	Gene Kenney	23-27	.460		
1955-57	Paulie Miller	19-25	.432		
1952-55	Eddie Weber	31-35	.470		
1950-52	Norb Raque	7-29	.194		

SCOTT DAVENPORT





ALL-TIME SERIES RECORDS

Akron	2-3	Florida Southern	2-2	Minnesota-Duluth	1-1	St. Catharine	2-1
Alabama State	0-1	Fort Knox	0-5	Minnesota St.-Mankato	1-0	St. Edwards	1-1
Alabama-Huntsville	3-2	Franklin	3-5	Minnesota St. Moorhead	1-0	St. Francis (Ind.)	1-0
Alcorn State	1-2	Gannon	5-4	Mississippi College	1-0	St. Francis (Pa.)	1-1
American Christian	1-1	Georgetown	18-38	Missouri Baptist	1-0	St. Joseph's	51-38
Anderson	1-1	Glennville State	1-0	Missouri State	0-1	St. Joseph's (Pa.)	0-3
Arkansas-Pine Bluff	1-0	Grace College	2-0	Missouri Western	1-0	St. Leo	1-1
Asbury	1-0	Grand Valley State	2-1	Missouri-S&T	16-1	St. Mary's	3-1
Ashland	17-20	Hanover	5-1	Missouri-St. Louis	24-11	St. Vincent	0-1
Assumption	0-1	Harris-Stowe	1-0	Montevallo	0-1	Steubenville	3-5
Augusta State	2-0	Henderson State	1-0	Morehead State	0-7	Tampa	1-0
Austin Peay	6-11	Hillsdale	3-0	Mount Marty	1-0	Taylor	2-0
Bahamas	1-0	Holy Family	1-0	Mount St. Joseph	1-0	Temple Baptist	2-0
Baldwin-Wallace	1-0	Holy Name	1-0	Nebraska Wesleyan	1-0	Tenn.-Chattanooga	0-1
Barry	2-0	Houston Baptist	0-1	New Albany Dairymen	1-0	Tennessee State	1-8
Belmont	1-1	Illinois-Springfield	14-1	Niagara	0-1	Texas Wesleyan	1-0
Berea	21-9	Illinois State	2-1	Norfolk State	1-0	Thomas More	27-8
Bethany	1-0	Incarnate Word	1-0	Northeast Missouri	0-1	Tiffin	0-1
Bethel	3-1	Indiana State	1-3	Northern Kentucky	37-43	Transylvania	43-40
Biscayne	1-0	Indianapolis	58-47	Northern Michigan	1-0	Troy State	1-1
Bluefield State	1-0	IUPUI-Ft. Wayne	19-14	Northwood	11-1	Truman State	6-4
Bryant	0-1	IUPUI-Indianapolis	8-4	Notre Dame	0-2	Tusculum	4-0
BYU-Hawaii	1-0	IU-Southeast	23-4	Oakland City	8-2	Union	28-12
California (Pa.)	1-0	John Carroll	0-1	Oglethorpe	1-1	Villa Madonna	17-17
Cal. St. Bakersfield	1-0	Kentucky Southern	1-0	Ohio Dominican	2-0	Vincennes	4-0
Campbellsville	16-9	Kentucky State	29-31	Ohio University	0-1	Virginia Union	1-0
Capital	2-2	Kentucky Wesleyan	31-75	Ohio Valley	6-0	Wabash	1-1
Cedarville	1-0	King University	3-0	Ohio Wesleyan	1-0	Walsh	2-0
Centenary	1-0	Knoxville	3-0	Oklahoma Baptist	0-1	Wayne State (Mich.)	6-2
Central Mo. State	1-0	Lake Superior State	2-1	Old Westbury	1-0	West Liberty	1-0
Central State	4-5	Le Moyne	1-0	Olivet Nazarene	1-0	West Virginia State	4-0
Centre	26-8	Lewis	42-45	Oral Roberts	0-2	West Virginia Tech	3-1
Charleston (W.V.)	1-0	Limestone	0-1	Parsons	1-0	Western Carolina	0-1
Chase	0-2	Lincoln Memorial	3-1	Patten	1-0	Western Illinois	1-0
Christian Brothers	10-3	Lincoln University	5-1	Pfeiffer	1-0	Western Washington	0-1
Cincinnati	0-2	Lindenwood	3-0	Pikeville	10-6	Wheeling Jesuit	3-0
Cincinnati Clermont	2-0	Lindsey Wilson	3-2	Prarie View	1-0	Wilberforce	1-0
Club Cuero	0-1	Lipscomb	5-1	Presbyterian	0-1	William Jewell	9-1
Colorado School of Mines	1-0	Longwood	1-0	Puerto Rico-Humacao	1-0	Winston Salem	0-1
Corpus Christi	1-0	Louisville Bible	1-0	Purdue-Calumet	2-0	Wisconsin-Milwaukee	0-1
Creighton	1-0	Louisville Municipal	1-0	Quantico Marines	1-0	Wisconsin-Parkside	30-9
Cumberlands	3-0	Louisville	0-12	Queens	1-0	Wisconsin-Platteville	0-1
Dalhousie	1-0	Loyola (Md.)	1-0	Quincy	26-13	Wittenberg	0-2
Davis-Elkins	1-0	Lynn	1-0	Rockhurst	11-5	Wright State	7-12
Delta State	2-3	Mackin Cadets	0-1	USC-Upstate	1-0	Xavier	0-10
Denison	1-0	Malone	2-0	Sacred Heart	1-0	Youngstown State	4-5
DePaul	0-3	Marian	18-0	Saginaw Valley	6-2		
DePauw	1-3	Martin Methodist	3-0	Salem International	1-0		
Detroit	0-1	Marymount	1-0	Savannah State	1-0		
Drury	12-8	Maryville (Mo.)	10-1	Schreiner	1-0		
Dubuque	1-0	McKendree	12-1	Shaw	1-1		
Earlham	1-0	McMurry	0-1	SIU-Edwardsville	18-15		
Eastern Illinois	2-3	Mercyhurst	1-2	South Dakota State	0-1		
Eastern Kentucky	0-3	Miami (Ohio)	0-1	Southern Indiana	45-53		
Erskine	1-0	Michigan Tech	1-0	Southwest Baptist	0-1		
Evansville	0-2	Midamerican Nazarene	1-0	Southwest Minn. St.	1-0		
Fairmont State	3-0	Mid-Continent	1-0	Spalding	6-1		
Fayetteville State	1-0	Middle Tennessee St.	2-4	Spring Hill	1-0		
Ferris State	2-1	Midway	2-0	St. Andrews	1-0		
Findlay	4-4	Midwestern State	1-2	St. Benedict's	1-0		
Fisk	1-1	Milligan	1-0	St. Bonaventure	0-1		





SEASON RESULTS

BELLAIR MINE MEN'S BASKETBALL SINCE 1950

1950-1951 (2-12)

Table with columns: DATE, OPPONENT, RESULT, NOTE(S). Rows include games against St. Mary's, Villa Madonna, Club Cuero, Lou. Municipal, Campbellsville, Georgetown, Louisville Bible College, Villa Madonna, Fort Knox, Mackin Cadets, and Xavier.

1951-1952 (5-17)

Table with columns: DATE, OPPONENT, RESULT, NOTE(S). Rows include games against Campbellsville, Lindsey-Wilson, Chase, Kentucky State, @Campbellville, @Centre, @Georgetown, @Fort Knox, @Berea, St. Mary's, Georgetown, @Chase, @Xavier, Centre, @Lindsey-Wilson, Transylvania, @Transylvania, @Louisville, Berea, Louisville, Fort Knox, and @Kentucky State.

1952-1953 (9-13)

Table with columns: DATE, OPPONENT, RESULT, NOTE(S). Rows include games against Campbellsville, @Union, Kentucky State, @Berea, @Georgetown, Union, @Lindsey-Wilson, @Centre, St. Mary's, @Vincennes J.C., Transylvania, @Ky. Wesleyan, Centre, Lindsey-Wilson, Georgetown, Berea, and @Kentucky State.

Table with columns: DATE, OPPONENT, RESULT, NOTE(S). Rows include games against @Transylvania, Vincennes J.C., @Campbellsville, Ky. Wesleyan, and @Ky. Wesleyan.

1953-1954 (14-8)

Table with columns: DATE, OPPONENT, RESULT, NOTE(S). Rows include games against Vincennes J.C., Hanover, Kentucky State, Transylvania, Union, Georgetown, Centre, St. Mary's, Vincennes J.C., Franklin, Centre, Transylvania, Berea, Franklin, St. Joseph's, Georgetown, Berea, Ky. Wesleyan, Kentucky State, Union, Transylvania, and Georgetown.

1954-1955 (8-14)

Table with columns: DATE, OPPONENT, RESULT, NOTE(S). Rows include games against Franklin, Kentucky State, St. Joseph's, Georgetown, Centre, Hanover, Berea, Ky. Wesleyan, Centre, Union, Transylvania, Franklin, Villa Madonna, New Albany Dairymen, Georgetown, Villa Madonna, Ky. Wesleyan, Transylvania, Berea, Union, and Morehead State.

1955-1956 (6-14)

Table with columns: DATE, OPPONENT, RESULT, NOTE(S). Rows include games against Marian, @St. Joseph's, and Georgetown.

Table with columns: DATE, OPPONENT, RESULT, NOTE(S). Rows include games against @Villa Madonna, @Indianapolis, Berea, @Transylvania, Centre, @Hanover, Union, @Georgetown, @Fort Knox, Morehead State, Kentucky State, @Centre, Transylvania, @Union, @Berea, Villa Madonna, and Georgetown.

1956-1957 (13-11)

Table with columns: DATE, OPPONENT, RESULT, NOTE(S). Rows include games against Marian, @Transylvania, Berea, @Xavier, Centre, @Morehead State, St. Joseph's, @Villa Madonna, Hanover, @Georgetown, Transylvania, @Pikeville, @Union, Georgetown, @Indianapolis, Loyola, Md., Kentucky State, @Berea, Villa Madonna, Evansville, Union, @Centre, Villa Madonna, and Georgetown.

1957-1958 (17-9)

Table with columns: DATE, OPPONENT, RESULT, NOTE(S). Rows include games against Transylvania, @Ky. Wesleyan, @Xavier, Morehead State, Villa Madonna, St. Joseph's, Wabash, Baldwin-Wallace, @Capital University, @Indiana State, Berea, Pikeville, Centre, Union, and Georgetown.

Table with columns: DATE, OPPONENT, RESULT, NOTE(S). Rows include games against @Transylvania, @Marian, Kentucky State, @Berea, @St. Joseph's, @Villa Madonna, @Georgetown, @Wabash, @Centre, Berea, and Transylvania.

1958-1959 (6-18)

Table with columns: DATE, OPPONENT, RESULT, NOTE(S). Rows include games against @Marian, @Notre Dame, @St. Joseph's, Transylvania, @Centre, @Eastern Kentucky, @Indiana State, Indianapolis, @Pikeville, @Morehead State, Berea, Ky. Wesleyan, @Georgetown, Pikeville, @Transylvania, @Union, Villa Madonna, Georgetown, @Villa Madonna, @Berea, Kentucky State, Centre, St. Joseph's, and Union.

1959-1960 (7-15)

Table with columns: DATE, OPPONENT, RESULT, NOTE(S). Rows include games against Pikeville, Capital University, @Union, @Xavier, Transylvania, @Kentucky State, @Villa Madonna, Tennessee State, Georgetown, @Ky. Wesleyan, Berea, @St. Joseph's, @Georgetown, Union, @Marian, @Pikeville, @Transylvania, Villa Madonna, Georgetown, @Berea, and St. Joseph's.

N-Neutral site #-NCAA Tournament Game *-GLVC Tournament Game k-kiac tourney game



SEASON RESULTS

2/19	@Berea	W100-84
2/22	St. Joseph's	L 98-89
2/25	Georgetown	L 76-62

1960-1961 (11-17)

DATE	OPPONENT	RESULT	NOTE(S)
12/1	@Campbellsville	L 81-72	
12/3	@Capital University	L 69-53	
12/4	@Xavier	L 106-69	
12/6	Louisville	L 79-52	
12/8	@Transylvania	L 72-52	
12/12	@St. Joseph's	L 73-70	
12/15	@Tennessee State	L 89-54	
12/16	Fisk	W 61-57	N
12/18	Marian	W 86-61	
12/20	Earlham	W 71-63	N
12/21	Indianapolis	L 64-59	N
1/4	Ky. Wesleyan	L 101-78	
1/7	@Berea	W 56-50	
1/8	Villa Madonna	L 91-65	
1/11	Georgetown	L 80-68	
1/13	Union	W 62-56	
1/19	Campbellsville	W 74-71	
1/21	Pikeville	L 98-78	
1/28	@Villa Madonna	L 81-61	
1/30	Transylvania	L 79-60	
2/2	@Georgetown	L 85-75	
2/7	Berea	W 69-65	
2/10	@Pikeville	L 95-68	
2/11	@Union	W 66-57	
2/15	@Centre	W 74-62	
2/20	St. Joseph's	W 66-63	
2/23	Transylvania	W 70-62	k
2/24	Villa Madonna	L 69-62	k

1961-1962 (11-11)

DATE	OPPONENT	RESULT	NOTE(S)
11/29	Campbellsville	W 76-75	
12/1	@Notre Dame	L 71-52	
12/3	@Xavier	L 93-51	
12/8	@Union	L 89-76	
12/12	@St. Bonaventure	L 89-58	
12/13	@Niagara	L 78-63	
12/16	@Villa Madonna	W 79-73	
12/17	@Marian	W 62-58	
1/5	@Ky. Wesleyan	L 105-77	
1/9	Berea	W 75-60	
1/11	@Georgetown	L 88-69	
1/17	@Transylvania	L 77-68	
1/19	Pikeville	W 73-66	
1/24	Transylvania	W 74-69	
1/26	@Pikeville	L 62-61	
1/29	Georgetown	L 86-75	
2/5	Villa Madonna	W 82-64	
2/8	Union	W 83-82	
2/10	@Berea	W 82-56	
2/18	St. Joseph's	W 88-72	
2/20	Centre	W 85-70	
2/23	Villa Madonna	L 63-62	N k

1962-1963 (21-6)

DATE	OPPONENT	RESULT	NOTE(S)
12/2	@St. Joseph's	L 74-71	
12/5	Centre	W 76-61	
12/8	Transylvania	W 74-55	
12/12	Berea	W 96-65	
12/15	@Villa Madonna	W 89-82	
12/27	Prairie View	W 59-47	
12/28	@Quincy	W 76-71	N
12/29	Western Illinois	W 62-60	N
1/3	@Georgetown	W 70-62	
1/5	Ky. Wesleyan	W 69-62	
1/7	Union	W 92-68	
1/16	@Transylvania	L 73-49	
1/24	Georgetown	W 92-80	
1/26	@Louisville	L 76-60	
1/29	@Xavier	L 73-56	
1/29	@Pikeville	W 60-56	
2/5	Villa Madonna	L 67-61	
2/8	@Union	W 71-56	
2/11	Pikeville	W 71-70	
2/14	@Centre	W 68-49	
2/16	@Berea	W 76-53	
2/18	Marian	W 84-71	
2/21	Union	W 73-63	N k
2/22	Villa Madonna	W 75-73	N k
2/23	Transylvania	W 66-57	N k
3/8	Oglethorpe	L 57-49	#
3/9	Austin Peay	W 96-86	#

1963-1964 (13-12)

DATE	OPPONENT	RESULT	NOTE(S)
12/4	@Centre	L 63-59	
12/7	@Union	L 59-52	
12/10	Pikeville	W 83-68	
12/14	Indianapolis	L 96-89	
12/26	Rockhurst	L 68-66	N
12/27	Minn.-Duluth	L 74-71	N
12/28	Austin Peay	W 83-79	N
1/2	@Pikeville	W 70-62	
1/4	@Berea	W 90-78	
1/6	Lipscomb	W 56-55	
1/11	Georgetown	W 78-76	
1/15	Transylvania	W 76-70	
1/18	@Villa Madonna	W 77-69	
1/25	@Transylvania	W 69-66	
1/27	@Hanover	W 65-52	
1/29	@Louisville	L 78-70	
1/29	@Indianapolis	L 103-87	
2/1	@Georgetown	L 91-78	
2/4	Union	L 69-66	
2/12	Centre	W 104-94	
2/15	Villa Madonna	L 72-64	
2/17	@Marian	W 76-72	
2/19	@Ky. Wesleyan	L 86-70	
2/22	Berea	W 85-69	
2/27	@Georgetown	L 70-58	k

1964-1965 (15-8)

DATE	OPPONENT	RESULT	NOTE(S)
12/1	Berea	W 96-73	
12/3	Centre	W 105-75	
12/5	Indianapolis	W 94-85	
12/12	@Transylvania	W 64-49	
12/14	@Christian Bros.	L 70-69	
12/18	Denison	W 73-55	N
12/19	@Oglethorpe	W 65-64	
12/23	Louisville	L 88-71	
1/3	@Lewis	L 94-79	
1/14	St. Francis, Pa.	W 95-85	
1/16	@Transylvania	L 60-52	
1/21	Hanover	W 78-62	
1/23	@St. Francis, Pa.	L 68-66	
1/30	@Indianapolis	W 78-67	
2/2	@Centre	W 82-67	
2/6	@Villa Madonna	W 65-62	
2/11	Stebenville	L 69-61	
2/16	Villa Madonna	W 71-64	
2/18	Marian	W 96-73	
2/20	@Berea	W 63-57	
2/23	Ky. Wesleyan	L 73-72	
3/5	Norfolk State	W 91-74	#
3/6	Evansville	L 81-74	#

1965-1966 (13-8)

DATE	OPPONENT	RESULT	NOTE(S)
12/1	@Indianapolis	W 65-62	
12/2	Oakland City	W 99-58	
12/7	@St. Joseph's, Pa.	L 98-68	
12/18	@Louisville	L 82-52	
1/4	@South Dakota St.	L 68-66	
1/5	@Creighton	W 81-78	
1/12	@Villa Madonna	W 90-82	
1/15	Transylvania	W 75-62	
1/19	Marian	W 95-66	
1/21	@Tennessee State	L 73-71	
1/25	Christian Bros.	W 75-60	
1/29	Lewis	L 84-83	
2/9	Centre	W 102-70	
2/10	@Transylvania	W 72-71	
2/12	Illinois State	W 94-55	
2/15	Villa Madonna	W 68-66	
2/18	@Gannon	L 83-65	
2/19	@Stebenville	L 82-72	
2/21	@Centre	W 93-77	
2/23	Tennessee State	W 75-66	
2/27	@Ky. Wesleyan	L 69-56	

1966-1967 (12-13)

DATE	OPPONENT	RESULT	NOTE(S)
12/1	Oakland City	W 89-85	
12/3	@Austin Peay	L 56-55	
12/6	Centre	W 97-71	
12/8	@Marian	W 92-73	
12/10	Lewis	W 86-60	
12/15	@Louisville	L 104-55	
12/17	Texas Wesleyan	W 88-79	
12/27	Western Carolina	L 86-80	N
12/28	NE Missouri	L 75-67	N
12/29	Oklahoma Baptist	L 66-63	N

1/4	@DePaul	L 64-63
1/5	@Lewis	L 90-75
1/6	@Illinois State	W 100-80
1/9	@Stebenville	L 74-67
1/21	Tennessee State	L 102-74
1/24	Villa Madonna	W 79-65
1/28	Gannon	W 85-72
1/31	Transylvania	W 85-65
2/4	@Tennessee State	L 69-60
2/7	Austin Peay	L 83-77
2/11	@Villa Madonna	W 87-75
2/15	@Transylvania	L 91-83
2/18	@Centre	W 90-87
2/21	Indianapolis	W 98-82
3/4	Ky. Wesleyan	L 85-61

1967-1968 (13-12)

DATE	OPPONENT	RESULT	NOTE(S)
12/2	Oakland City	W 92-73	
12/5	Marian	W 77-72	
12/8	@Centre	L 87-75	
12/9	@Austin Peay	L 81-61	
12/12	@Middle Tenn. St.	L 87-72	
12/16	Northwood	W 95-70	
12/30	@DePaul	L 75-62	
1/4	@Lewis	L 64-62	
1/6	@Gannon	L 77-64	
1/8	@Akron	W 52-46	
1/12	Bethany	W 89-75	
1/17	Villa Madonna	L 84-78	
1/20	Centre	W 128-72	
1/25	@Ky. Wesleyan	L 79-70	
1/27	Stebenville	W 102-74	
1/30	@Transylvania	L 91-67	
2/1	St. Joseph's, Pa.	L 66-82	
2/3	Delta State	W 75-66	
2/5	Austin Peay	W 97-69	
2/10	Transylvania	W 80-68	
2/16	@Villa Madonna	W 80-63	
2/20	@Indianapolis	W 94-82	
2/27	Central State	L 74-53	
3/1	Lewis	W 101-75	
3/4	@Louisville	L 107-58	

1968-1969 (19-9)

DATE	OPPONENT	RESULT	NOTE(S)
12/2	St. Benedict's	W 74-55	
12/4	@Miami, Ohio	L 86-67	
12/6	@Centre	W 112-81	
12/9	Middle Tenn. St.	W 80-79	
12/13	Marian	W 95-49	
12/30	Transylvania	W 73-67	
1/8	@St. Leo, Florida	W 105-99	
1/9	@Biscayne	W 91-77	
1/11	@Tampa	W 85-74	
1/13	Corpus Christi	W 77-73	
1/18	Indianapolis	W 97-92	
1/20	Lewis	W 103-77	
1/23	Thomas More	W 86-64	
1/25	@Transylvania	L 82-68	
1/28	Ky. Wesleyan	W 72-64	
1/30	@Austin Peay	L 70-67	
2/5	Kentucky State	W 79-69	
2/8	@Thomas More	W 78-72	
2/12	Austin Peay	L 57-54	
2/15	@Lewis	W 94-70	
2/20	Kentucky Southern	W 88-71	
2/24	Northwood	W 105-65	
2/25	@DePaul	L 85-75	
2/26	@Wis.-Milwaukee	L 91-88	
3/1	@Central State	W 64-60	
3/3	@Louisville	L 93-80	
3/7	Alcorn State	L 76-75	N #
3/8	Transylvania	L 65-64	N #

1969-1970 (17-10)

DATE	OPPONENT	RESULT	NOTE(S)
12/1	Campbellsville	W 85-72	
12/3	@Kentucky State	L 97-85	
12/6	@Lewis	L 66-63	
12/13	@Middle Tenn. St.	W 79-75	
12/17	Oral Roberts	L 84-76	
12/20	Transylvania	W 84-65	
12/30	Thomas More	W 66-63	
1/6	@Stebenville	W 73-62	
1/7	@Gannon	L 80-74	
1/10	@Transylvania	W 63-60	
1/16	Centre	W 91-55	
1/17	@Austin Peay	W 94-83	
1/21	Lewis	W 98-68	

1/24	Central State	L 85-74
1/26	Quantico Marines	W 95-69
1/31	@Thomas More	W 87-86
2/2	Northwood	W 89-56
2/5	@Marian	W 102-88
2/7	@Xavier	L 98-71
2/9	Gannon	W 79-61
2/14	@Ky. Wesleyan	L 92-81
2/18	@Louisville	L 95-75
2/23	@Ashland	W 63-57
2/25	Austin Peay	W 98-73
2/27	St. Leo, Florida	L 79-78
3/6	Tennessee State	L 84-77
3/7	Transylvania	W 115-72

1970-1971 (10-16)

DATE	OPPONENT	RESULT
12/1	Campbellsville	W 76-70
12/6	@Xavier	L 82-79
12/12	Alcorn State	L 84-63
12/19	@Oral Roberts	L 112-74
12/19	@Missouri State	L 64-63
12/23	@Southern Indiana	W 112-84
12/28	@Louisville	L 102-76
1/5	Dalhousie	W 87-53
1/9	Stebenville	L 74-70
1/11	Christian Brothers	W 77-76
1/16	Transylvania	W 72-64
1/18	Lewis	W 91-83
1/20	Austin Peay	L 88-87
1/23	@Central State	L 82-58
1/25	@Thomas More	L 82-76
1/29	@Centre	W 89-76
1/30	Gannon	W 96-88
2/3	Middle Tenn. St.	L 79-75
2/6	@Transylvania	L 81-67
2/10	Ky. Wesleyan	L 94-76
2/15	Kentucky State	L 108-78
2/16	@Austin Peay	L 93-71
2/20	Thomas More	L 78-74
2/22	@Wright State	W 84-83
2/25	Marian	W 90-81
2/27	Ashland	L 62-60

1971-1972 (9-17)

DATE	OPPONENT	RESULT	NOTE(S)
12/2	Campbellsville	W 68-62	
12/4	@Louisville	L 116-58	
12/6	Alcorn State	W 95-83	
12/9	Southern Indiana	W 74-70	
12/11	Wright State	W 74-52	
12/16	Akron	W 69-68	
12/21	@Christian Brothers	L 67-52	
1/6	Houston Baptist	L 77-76	
1/8	@Austin Peay	L 120-75	
1/12	@Ky. Wesleyan	L 98-82	



SEASON RESULTS

Table with 3 columns: Date, Opponent, Result. Rows include Northwood, Thomas More, Tennessee State, Austin Peay, Transylvania, Southern Indiana, Detroit, Thomas More, No. Kentucky, Ohio Dominican, Transylvania.

Table with 3 columns: Date, Opponent, Result. Rows include Kentucky State, Belmont, No. Kentucky, IU-Southeast.

Table with 3 columns: Date, Opponent, Result. Rows include Transylvania, Indianapolis.

Table with 3 columns: Date, Opponent, Result. Row includes Wright State.

1973-1974 (12-13)

Table with 3 columns: Date, Opponent, Result. Rows include Campbellsville, IU-Southeast, Kentucky State, Central State, Austin Peay, Wittenberg, Southern Indiana, Indianapolis, Franklin, No. Kentucky, Ashland, Georgetown, Union, Northwood, Transylvania, Thomas More, Central State, Indiana State, Ky. Wesleyan, Union, Wright State, No. Kentucky, Thomas More, Akron.

1976-1977 (17-11)

Table with 3 columns: Date, Opponent, Result. Rows include Bethel, IU-Southeast, Campbellsville, DePauw, Union, Morehead State, Transylvania, Middle Tenn. St., Indianapolis, Union, Southern Indiana, Transylvania, Campbellsville, Georgetown, Eastern Illinois, Thomas More, No. Kentucky, Eastern Illinois, Lipscomb, Ky. Wesleyan, Wright State, Kentucky State, Anderson, Thomas More, IU-Southeast, No. Kentucky, Eastern Illinois, Youngstown State.

1979-1980 (17-9, 7-3 GLVC)

Table with 3 columns: Date, Opponent, Result. Rows include Oakland City, Alabama State, Transylvania, Campbellsville, Union, Youngstown State, Christian Brothers, Wright State, Thomas More, Ashland, Georgetown, Southern Indiana, Ky. Wesleyan, No. Kentucky, Thomas More, St. Joseph's, Indianapolis, Ky. Wesleyan, Southern Indiana, Kentucky State, Wright State, No. Kentucky, St. Joseph's, Indianapolis, Ashland, Transylvania.

1974-1975 (15-10)

Table with 3 columns: Date, Opponent, Result. Rows include IU-Southeast, Campbellsville, American Christian, Lipscomb, Austin Peay, West Virginia State, Capital, Southern Indiana, Transylvania, Indianapolis, No. Kentucky, Franklin, Mount Marty, S.O., Transylvania, Georgetown, Lipscomb, Thomas More, Kentucky State, Akron, Ky. Wesleyan, Wright State, Thomas More, Walsh, No. Kentucky, Ashland.

1977-1978 (16-10)

Table with 3 columns: Date, Opponent, Result. Rows include Ohio Wesleyan, Pikeville, Union, Indianapolis, Georgetown, Transylvania, Campbellsville, Youngstown State, Union, St. Joseph's, Southern Indiana, DePauw, No. Kentucky, Ky. Wesleyan, IU-Southeast, Kentucky State, St. Joseph's, Thomas More, Ky. Wesleyan, Wright State, Youngstown State, No. Kentucky, Campbellsville, Thomas More, Transylvania, Indianapolis.

1980-1981 (16-10, 4-6 GLVC)

Table with 3 columns: Date, Opponent, Result. Rows include Union, SIU-Edwardsville, Arkansas-Pine Bluff, Georgetown, Campbellsville, Union, Wright State, Transylvania, Thomas More, Youngstown State, Oakland City, Southern Indiana, Ky. Wesleyan, Ashland, Wright State, St. Joseph's, Indianapolis, Ky. Wesleyan, Southern Indiana, No. Kentucky, Kentucky State, Indianapolis, St. Joseph's, Ashland, No. Kentucky, Transylvania.

1975-1976 (18-7)

Table with 3 columns: Date, Opponent, Result. Rows include Union, Malone, Campbellsville, American Christian, Wittenberg, Transylvania, Dubuque, DePauw, Campbellsville, Georgetown, Southern Indiana, Thomas More, Transylvania, Indianapolis, Belmont, No. Kentucky, Lipscomb, Tenn.-Chattanooga, Ky. Wesleyan, Wright State.

1978-1979 (14-12, 4-4 GLVC)

Table with 3 columns: Date, Opponent, Result. Rows include Lincoln Memorial, Augusta, St. Joseph's, Georgetown, Eastern Illinois, Transylvania, Indianapolis, Morehead State, St. Joseph's, Youngstown State, Southern Indiana, Union, Ky. Wesleyan, No. Kentucky, Campbellsville, Thomas More, Eastern Illinois, DePauw, Kentucky State, Ky. Wesleyan, Wright State, Southern Indiana, No. Kentucky, Thomas More.

1981-1982 (20-9, 9-3 GLVC)

Table with 3 columns: Date, Opponent, Result. Rows include Pikeville, Savannah State, Cincinnati, Kentucky State, Georgetown, Campbellsville, Thomas More, Union, UPU-Ft. Wayne, Transylvania, Youngstown State, Ashland, No. Kentucky, St. Joseph's, Lewis, Ky. Wesleyan, Southern Indiana, Indianapolis, No. Kentucky, Ashland, Lewis, St. Joseph's, Southern Indiana, Indianapolis, Central State.

1982-1983 (13-14, 5-7 GLVC)

Table with 3 columns: Date, Opponent, Result. Rows include Mo.-St. Louis, Lincoln University, Union, Cincinnati, Georgetown, Youngstown State, Kentucky State, No. Kentucky, Thomas More, Wright State, Saginaw State, Ashland, Transylvania, Kentucky State, Indianapolis, Lewis, Southern Indiana, Ky. Wesleyan, Ashland, Wright State, Transylvania, Indianapolis, Lewis, St. Joseph's, Ky. Wesleyan, St. Joseph's, Ky. Wesleyan, Southern Indiana.

1983-1984 (21-9, 8-4 GLVC)

Table with 3 columns: Date, Opponent, Result. Rows include Missouri-Rolla, Mississippi College, Lincoln University, Transylvania, IU-Southeast, Kentucky State, Georgetown, No. Kentucky, Union, Wright State, Thomas More, IU-Southeast, St. Joseph's, Lewis, Southern Indiana, Ky. Wesleyan, Ashland, Transylvania, No. Kentucky, Indianapolis, Lewis, St. Joseph's, Kentucky State, Indianapolis, Lewis, Calif.-Bakersfield.

1984-1985 (8-19, 3-11 GLVC)

Table with 3 columns: Date, Opponent, Result. Rows include Davis-Elkins, Lincoln University, Kentucky State, Transylvania, Georgetown, No. Kentucky, Wright State, Thomas More, Youngstown State, Union, Kentucky State, Southern Indiana, Ky. Wesleyan, St. Joseph's, Lewis, Ashland, UPU-Ft. Wayne, Transylvania, Indianapolis, Ky. Wesleyan, Southern Indiana, Lewis, St. Joseph's, Ashland.

N-Neutral site #-NCAA Tournament Game *-GLVC Tournament Game k-kilac tourney game





SEASON RESULTS

2/23 IUPU-Ft. Wayne L 69-67
2/28 No. Kentucky L 63-57
3/2 @Indianapolis W 80-77

12/25 IUPU-Indianapolis W 104-90
12/27 @IUPU-Ft. Wayne L 108-106
3/5 IUPU-Ft. Wayne W 99-94

2/23 Northern Kentucky W 88-82
2/28 @Lewis L 77-72
3/2 @St. Joseph's W 84-72
3/7 Southern Indiana W 69-66
3/9 Kentucky Wesleyan W 84-70
3/15 Grand Valley State L 78-72
3/16 Missouri Western W 94-83

2/12 Lewis W 71-68
2/17 @IUPU-Ft. Wayne W 79-71
2/19 @Ashland L 93-88
2/24 Kentucky Wesleyan L 74-68
2/26 Southern Indiana L 96-89
3/2 @SIU-Edwardsville L 96-85
3/5 @Kentucky State L 81-69

1985-1986 (13-14, 7-9 GLVC)

DATE OPPONENT RESULT
11/25 Olivet Nazarene W 81-69
11/29 @Anderson L 73-61
11/30 Taylor W 70-67
12/3 @Transylvania L 63-62
12/7 Georgetown L 80-79
12/19 @Kentucky State L 70-67
12/21 No. Kentucky W 63-62
12/28 @IU-Southeast W 64-61
12/30 @Thomas More W 103-84
1/2 @Lewis L 86-58
1/4 @St. Joseph's L 78-68
1/9 Southern Indiana W 74-73
1/11 Ky. Wesleyan L 87-85
1/16 @Ashland W 85-77
1/18 Wright State L 74-66
1/23 @Indianapolis L 80-71
1/25 @IUPU-Ft. Wayne W 66-61
1/30 Kentucky State W 86-74
2/1 Indianapolis L 66-65
2/6 IUPU-Ft. Wayne W 90-76
2/8 Ashland W 71-58
2/13 @Ky. Wesleyan L 81-79
2/15 @Southern Indiana L 97-87
2/20 St. Joseph's L 93-92
2/22 Lewis L 62-52
2/27 Transylvania W 86-81
3/1 @No. Kentucky W 77-76

1988-1989 (22-8, 11-5 GLVC)

DATE OPPONENT RESULT
11/22 @Kentucky State L 89-84
11/25 Purdue-Calumet W 104-59
11/26 Missouri-Rolla W 55-53
12/1 Mo.-St. Louis W 96-85
12/3 @Georgetown W 83-66
12/7 @Thomas More W 68-65
12/10 Transylvania W 78-71
12/17 Ashland W 61-59
12/19 @No. Kentucky L 80-77
12/29 IU-Southeast W 87-71
1/5 @Ky. Wesleyan W 85-79
1/7 @Southern Indiana L 69-66
1/12 St. Joseph's L 71-63
1/14 Lewis W 102-72
1/19 Kentucky State W 104-88
1/21 Indianapolis W 95-85
1/26 @IUPU-Ft. Wayne W 85-83
1/28 SIU-Edwardsville W 103-101
2/2 IUPU-Ft. Wayne W 100-77
2/4 @Transylvania L 97-77
2/9 @IUPUI W 100-97
2/11 @Indianapolis W 93-92
2/16 @Lewis W 79-72
2/18 @St. Joseph's W 81-73
2/23 Southern Indiana W 80-74
2/25 Ky. Wesleyan L 91-76
3/2 No. Kentucky W 108-105
3/4 @Ashland L 89-68
3/16 Ferris State W 108-92
3/17 @Ky. Wesleyan L 84-77

1991-1992 (17-11, 10-8 GLVC)

DATE OPPONENT RESULT
11/22 Wisconsin-Platteville L 90-58
11/23 Henderson State W 88-83
11/26 @IU-Southeast W 60-38
11/29 Troy State L 105-99
11/30 Taylor W 80-64
12/7 Lincoln University W 82-67
12/14 Georgetown L 77-75
12/18 @SIU-Edwardsville W 93-73
1/2 Kentucky Wesleyan W 84-66
1/4 Southern Indiana W 63-55
1/9 @IUPUI W 101-78
1/11 Kentucky State W 94-79
1/16 @IUPU-Ft. Wayne L 99-86
1/18 @Ashland L 75-73
1/23 Northern Kentucky L 95-89
1/25 Indianapolis W 97-63
1/30 @St. Joseph's L 82-70
2/1 @Lewis W 94-75
2/1 St. Joseph's L 57-52
2/6 IUPU-Indianapolis W 94-81
2/8 @Kentucky State L 81-75
2/13 Ashland W 85-77
2/15 IUPU-Ft. Wayne W 74-71
2/20 @Indianapolis L 67-54
2/22 @Northern Kentucky W 86-82
2/27 Lewis W 84-77
3/5 @Southern Indiana W 85-84
3/7 @Kentucky Wesleyan L 85-62

1994-1995 (10-17, 4-14 GLVC)

DATE OPPONENT RESULT
11/22 Spalding L 87-71
11/25 Bethel W 74-66
11/26 Longwood W 67-43
11/30 @Oakland City W 72-67
12/3 IUPU-Indianapolis W 91-82
12/10 IU-Southeast W 90-65
12/17 @Georgetown L 90-73
12/29 IUPU-Ft. Wayne W 86-83
12/31 Ashland L 74-72
1/5 @Northern Kentucky L 84-74
1/7 @Indianapolis L 75-70
1/12 St. Joseph's W 70-62
1/14 Lewis W 89-67
1/19 @Kentucky Wesleyan L 108-83
1/21 @Southern Indiana L 70-84
1/25 @IUPUI L 115-108
1/28 @Kentucky State L 85-71
2/2 Indianapolis L 106-77
2/4 Northern Kentucky L 75-64
2/9 @Lewis L 71-58
2/11 @St. Joseph's L 58-52
2/16 Southern Indiana L 76-72
2/18 Kentucky Wesleyan L 88-77
2/22 SIU-Edwardsville W 82-69
2/25 Kentucky State W 77-71
3/2 @Ashland L 76-72
3/4 @IUPU-Ft. Wayne L 81-78

1986-1987 (17-10, 10-6 GLVC)

DATE OPPONENT RESULT
11/25 Kentucky State W 80-70
11/28 Berea W 82-75
11/29 Milligan W 97-57
12/4 @Georgetown L 69-68
12/13 Transylvania L 79-74
12/18 @Kentucky State W 82-75
12/20 Indianapolis W 86-61
12/29 IU-Southeast L 75-73
1/3 @Ashland W 60-56
1/5 @IUPU-Ft. Wayne L 70-69
1/8 St. Joseph's W 95-87
1/10 Lewis W 72-64
1/12 Sacred Heart W 70-62
1/15 @Southern Indiana L 77-75
1/17 @Ky. Wesleyan L 80-71
1/22 No. Kentucky L 81-79
1/24 @Transylvania L 81-71
1/27 Thomas More W 86-75
1/29 @No. Kentucky W 77-75
2/5 Southern Indiana L 87-83
2/7 Ky. Wesleyan W 77-72
2/12 @St. Joseph's W 69-68
2/14 @Lewis L 81-74
2/19 Ashland W 84-70
2/21 IUPU-Ft. Wayne W 79-72
2/26 SIU-Edwardsville W 87-77
2/28 @Indianapolis W 85-75

1989-1990 (16-11, 10-8 GLVC)

DATE OPPONENT RESULT
11/21 @IU-Southeast L 77-76
11/24 Lincoln University W 69-62
11/25 Troy State W 110-101
11/29 @Eastern Kentucky L 95-80
12/2 @SIU-Edwardsville L 85-72
12/4 @Lincoln University W 93-85
12/16 Thomas More W 108-65
12/21 Lewis W 76-70
12/23 @Kentucky State W 114-94
1/4 @St. Joseph's L 80-79
1/6 @Indianapolis L 82-77
1/11 Ashland W 87-77
1/13 IUPU-Ft. Wayne W 89-88
1/18 @Northern Kentucky L 88-76
1/20 @Ky. Wesleyan L 101-87
1/25 Georgetown W 83-75
1/27 @No. Kentucky W 92-75
2/1 IUPU-Indianapolis W 98-95
2/3 No. Kentucky W 97-82
2/8 Ky. Wesleyan L 109-94
2/10 Southern Indiana W 78-75
2/15 @IUPU-Ft. Wayne L 112-94
2/17 @Ashland L 75-47
2/22 Indianapolis W 103-87
2/24 St. Joseph's W 85-81
3/1 @Lewis L 85-84
3/3 Kentucky State W 100-99

1992-1993 (7-20, 4-14 GLVC)

DATE OPPONENT RESULT
11/24 IU-Southeast W 82-63
11/27 Bethel L 86-69
11/28 Union W 67-46
12/5 Central Missouri State W 62-59
12/14 IUPU-Indianapolis L 88-84
12/17 @Georgetown L 93-90
12/29 John Carroll L 54-53
1/2 St. Joseph's L 75-64
1/4 Lewis W 79-76
1/7 @Indianapolis L 73-70
1/9 @Northern Kentucky L 87-82
1/14 Kentucky Wesleyan L 86-72
1/16 Southern Indiana L 93-82
1/21 @IUPU-Ft. Wayne L 102-75
1/23 @Ashland L 68-84
1/28 SIU-Edwardsville L 78-68
1/30 @Kentucky State L 92-63
2/4 Northern Kentucky L 76-72
2/6 Indianapolis W 61-55
2/11 @Southern Indiana L 105-76
2/13 @Kentucky Wesleyan L 77-54
2/18 Ashland L 74-70
2/20 IUPU-Ft. Wayne L 83-71
2/24 @IUPUI L 76-75
2/27 Kentucky State W 69-65
3/4 @St. Joseph's L 81-59
3/6 @Lewis W 66-54

1995-1996 (12-16, 5-15 GLVC)

DATE OPPONENT RESULT
11/25 Knoxville W 107-64
11/30 @Spalding W 90-77
12/7 Kentucky State W 87-58
12/9 @Kentucky Wesleyan L 90-75
12/20 @IUPU-Ft. Wayne L 79-74
12/21 @St. Joseph's L 76-63
12/28 Quincy L 78-75
12/30 Lewis W 95-79
12/31 @Bahamas W 77-63
1/2 Marymount W 86-75
1/4 Holy Family W 62-57
1/11 @Indianapolis L 81-69
1/13 @Northern Kentucky L 84-71
1/18 Wisconsin-Parkside W 74-57
1/20 St. Joseph's L 71-68
1/22 @IU-Southeast W 97-79
1/25 @SIU-Edwardsville L 74-68
1/27 @Quincy L 90-72
1/30 @Kentucky State L 84-76
2/1 Northern Kentucky L 84-79
2/3 Kentucky Wesleyan L 74-73
2/6 @Southern Indiana L 84-69
2/8 IUPU-Ft. Wayne W 71-68
2/10 Indianapolis L 82-63
2/15 @Lewis L 70-68
2/17 @Wis.-Parkside W 73-69
2/22 Southern Indiana L 88-84
2/24 SIU-Edwardsville W 101-93

1987-1988 (11-17, 6-10 GLVC)

DATE OPPONENT RESULT
11/24 Kentucky State L 75-69
11/27 Tusculum N W 90-73
11/28 Grace College W 89-73
12/3 @Mo.-St. Louis L 75-65
12/5 @SIU-Edwardsville L 78-76
12/12 Transylvania L 73-69
12/17 Thomas More W 113-100
12/19 Georgetown L 77-74
12/29 @IU-Southeast W 75-72
1/2 @Southern Indiana L 74-72
1/4 @Ky. Wesleyan L 97-81
1/9 @Indianapolis W 95-91
1/14 Ashland L 79-75
1/16 No. Kentucky W 101-99
1/21 @St. Joseph's L 79-65
1/23 @Lewis L 93-79
1/28 St. Joseph's W 63-58
1/30 Lewis L 81-79
2/4 @Ashland L 83-66
2/6 @No. Kentucky W 84-75
2/11 @Transylvania L 76-84
2/13 Indianapolis L 82-81
2/18 Southern Indiana W 71-59
2/20 Ky. Wesleyan L 82-71
2/23 @Kentucky State L 77-76

1990-1991 (24-6, 14-4 GLVC)

DATE OPPONENT RESULT
11/20 IU-Southeast W 91-62
11/23 Grace College W 113-93
11/24 Fayetteville State W 96-85
12/5 @Thomas More W 103-96
12/8 Wilberforce W 95-75
12/15 @Eastern Kentucky L 84-77
12/17 Bethel W 92-86
12/20 @Georgetown W 102-85
1/3 @Kentucky Wesleyan L 80-72
1/5 @Southern Indiana W 86-84
1/10 SIU-Edwardsville W 99-95
1/12 @Kentucky State W 86-84
1/17 IUPU-Ft. Wayne W 101-87
1/19 Ashland W 96-82
1/24 @Northern Kentucky W 79-73
1/26 @Indianapolis W 103-93
1/31 St. Joseph's W 85-79
2/2 Lewis W 93-69
2/6 @IUPUI W 106-87
2/9 Kentucky State W 95-84
2/14 @Ashland L 70-64
2/16 @IUPU-Ft. Wayne L 92-89
2/21 Indianapolis W 90-83

1993-1994 (11-16, 5-13 GLVC)

DATE OPPONENT RESULT
11/20 Spalding W 105-87
11/26 Missouri Baptist W 76-62
11/27 Purdue-Calumet W 73-69
12/1 Oakland City W 88-81
12/4 IUPU-Indianapolis W 87-85
12/15 @IU-Southeast W 87-77
12/18 Georgetown L 93-76
12/22 Kentucky State L 77-73
1/2 @IUPUI L 94-80
1/6 Indianapolis L 81-77
1/8 Northern Kentucky L 84-66
1/13 @Lewis L 74-60
1/15 @St. Joseph's L 85-62
1/22 IUPU-Ft. Wayne W 84-71
1/24 Ashland W 130-123
1/27 @Southern Indiana L 97-80
1/29 @Kentucky Wesleyan L 101-70
2/3 @Northern Kentucky W 73-72
2/5 @Indianapolis L 83-69
2/10 St. Joseph's L 64-62

1996-1997 (16-11, 9-11 GLVC)

DATE OPPONENT RESULT
11/23 Knoxville W 90-65
12/2 @St. Joseph's W 76-73
12/5 Spalding W 94-59
12/7 @IUPU-Ft. Wayne L 67-62
12/18 @Old Westbury W 87-80
12/20 Centenary W 78-60
12/21 @Queens W 76-59
1/2 Indianapolis L 71-45
1/4 Northern Kentucky L 70-56
1/7 @Knoxville W 99-81
1/9 Kentucky Wesleyan L 63-47
1/11 @Lewis W 69-63
1/16 @Southern Indiana W 89-79
1/18 @SIU-Edwardsville W 70-54
1/23 Quincy L 70-64
1/25 Missouri-St. Louis W 72-64
1/27 Asbury W 98-72
1/31 IUPU-Ft. Wayne W 78-49
2/1 St. Joseph's W 75-63
2/6 @Northern Kentucky L 78-58
2/8 @Indianapolis L 71-49

N-Neutral site #-NCAA Tournament Game *-GLVC Tournament Game k-kiaac tourney game





SEASON RESULTS

Table with 3 columns: Date, Opponent, Result. Rows include @Kentucky Wesleyan, @Wisconsin-Parkside, Southern Indiana, SIU-Edwardsville, @Missouri-St. Louis, @Quincy.

Table with 3 columns: Date, Opponent, Result. Rows include Kentucky Wesleyan, SIU-Edwardsville, Southern Indiana, @Wisconsin-Parkside, @Lewis, Southern Indiana.

Table with 3 columns: Date, Opponent, Result. Rows include @Quincy, @Mo.-St. Louis, Ky. Wesleyan, Indianapolis, St. Joseph's, @Lewis, @SIU-Edwardsville.

Table with 3 columns: Date, Opponent, Result. Rows include St. Joseph's, Indianapolis, No. Kentucky, @Ky. Wesleyan, @Lewis, @Wisc.-Parkside, Drury.

1997-1998 (17-10, 11-7 GLVC)

Table with 4 columns: Date, Opponent, Result, Note(s). Rows include @St. Vincent, Spalding, Alabama-Huntsville, @Missouri-St. Louis, @Quincy, @McMurry, @St. Edwards, @Schreiner, Southern Indiana, SIU-Edwardsville, Kentucky Wesleyan, @Northern Kentucky, IUPUI-Ft. Wayne, St. Joseph's, Oakland City, @Wisconsin-Parkside, @Lewis, @Kentucky Wesleyan, Indianapolis, @Southern Indiana, @SIU-Edwardsville, Quincy, Missouri-St. Louis, Transylvania, @Indianapolis, Northern Kentucky, @Southern Indiana.

2000-2001 (14-13, 11-9 GLVC)

Table with 4 columns: Date, Opponent, Result, Note(s). Rows include Tiffin, Puerto Rico-Humacao, St. Edwards, @Incarnate Word, Quincy, Mo.-St. Louis, Ky. Wesleyan, @Lipscomb, Christian Brothers, St. Joseph's, @IUPUI-Ft. Wayne, @Lewis, @Wisc.-Parkside, @No. Kentucky, @Indianapolis, Southern Indiana, SIU-Edwardsville, @Mo.-St. Louis, @Quincy, Wisc.-Parkside, Lewis, @Ky. Wesleyan, Indianapolis, No. Kentucky, @SIU-Edwardsville, @Southern Indiana, St. Joseph's.

2003-2004 (9-18, 6-14 GLVC)

Table with 4 columns: Date, Opponent, Result, Note(s). Rows include @Kentucky State, Oakland City, Winston Salem, Southern Indiana, Mo.-St. Louis, Illinois State, @SIU-Edwardsville, @Lewis, @Mercyhurst, Missouri-Rolla, Mercyhurst, St. Joseph's, Indianapolis, Ky. Wesleyan, @Mo.-St. Louis, @Quincy, Lewis, Wisc.-Parkside, @Indianapolis, @No. Kentucky, @Ky. Wesleyan, @Southern Indiana, Quincy, SIU-Edwardsville, @Wisc.-Parkside, @St. Joseph's, No. Kentucky.

2006-2007 (12-15, 8-11 GLVC)

Table with 4 columns: Date, Opponent, Result, Note(s). Rows include @S.C. Upstate, Limestone, No. Kentucky, SIU-Edwardsville, Quincy, St. Joseph's, Pa., Ohio University, @Louisville, Lindsey-Wilson, California, Pa., Gannon, @Lewis, @Wisc.-Parkside, Mo.-St. Louis, Missouri-Rolla, @Southern Indiana, @Ky. Wesleyan, St. Joseph's, Indianapolis, @Rockhurst, @Drury, Wisc.-Parkside, Lewis, Ky. Wesleyan, @No. Kentucky, @Indianapolis, @St. Joseph's.

1998-1999 (10-18, 7-15 GLVC)

Table with 4 columns: Date, Opponent, Result, Note(s). Rows include Assumption, Spalding, @Northern Kentucky, @Indianapolis, IUPUI-Ft. Wayne, @Kentucky Wesleyan, St. Francis, Indiana, MidAmerican Nazarene, Midwestern St., St. Joseph's, @Southern Indiana, @SIU-Edwardsville, Lewis, Wisconsin-Parkside, Missouri-St. Louis, Quincy, @Oakland City, @IUPUI-Ft. Wayne, @St. Joseph's, Indianapolis, Northern Kentucky, @Quincy, @Missouri-St. Louis, Kentucky Wesleyan, @Wisconsin-Parkside, @Lewis, SIU-Edwardsville, Southern Indiana.

2001-2002 (12-15, 9-11 GLVC)

Table with 4 columns: Date, Opponent, Result, Note(s). Rows include Erskine, Findlay, @SIU-Edwardsville, @Lewis, St. Joseph's, Indianapolis, Mid-Dont. College, @Christian Bros., Ky. Wesleyan, Mercyhurst, Western Wash., @Mo.-St. Louis, @Quincy, Lewis, Wisc.-Parkside, @Indianapolis, @No. Kentucky, @Ky. Wesleyan, @Southern Indiana, Quincy, SIU-Edwardsville, @Wisc.-Parkside, @St. Joseph's, No. Kentucky, Southern Indiana, Mo.-St. Louis, Lewis.

2004-2005 (9-18, 4-16 GLVC)

Table with 4 columns: Date, Opponent, Result, Note(s). Rows include Delta State, Cincinnati Clermont, Temple Baptist, No. Kentucky, @St. Joseph's, @Wisc.-Parkside, Quincy, @Delta State, Oakland City, SIU-Edwardsville, Temple Baptist, @Southern Indiana, @Ky. Wesleyan, @No. Kentucky, @Indianapolis, Wisc.-Parkside, Lewis, @Quincy, @Mo.-St. Louis, Ky. Wesleyan, @Oakland City, Indianapolis, St. Joseph's, @Lewis, @SIU-Edwardsville, Mo.-St. Louis, Southern Indiana.

2007-2008 (17-11, 11-8 GLVC)

Table with 4 columns: Date, Opponent, Result, Note(s). Rows include Hillsdale, @Tusculum, Lincoln Memorial, NW Missouri State, SW Minnesota State, @SIU Edwardsville, @Quincy, @West Virginia Tech, Cumberlands, Drury, Rockhurst, @St. Joseph's, @Indianapolis, Kentucky Wesleyan, Southern Indiana, West Virginia Tech, @Missouri SGT, @Missouri-St. Louis, Wisconsin-Parkside, Lewis, @Northern Kentucky, Indianapolis, St. Joseph's, Northern Kentucky, @Kentucky Wesleyan, @Lewis, @Wisconsin-Parkside, @Drury.

1999-2000 (13-14, 8-12 GLVC)

Table with 4 columns: Date, Opponent, Result, Note(s). Rows include St. Andrews, Augusta State, @Kentucky State, @Quincy, @Mo.-St. Louis, @Kentucky Wesleyan, @Patten, @Holy Name, Kentucky State, Indianapolis, @Northern Kentucky, IUPUI-Ft. Wayne, St. Joseph's, @Southern Indiana, @SIU-Edwardsville, Lewis, Wisconsin-Parkside, Missouri-St. Louis, Quincy, @St. Joseph's, @IUPUI-Ft. Wayne.

2002-2003 (10-18, 5-15 GLVC)

Table with 4 columns: Date, Opponent, Result, Note(s). Rows include Bryant, Presbyterian, Lake Superior St., Bluefield State, Ashland, IU-Southeast, Mo.-St. Louis, Southern Indiana, No. Kentucky, Spalding, @Oakland City, Kentucky State, @St. Joseph's, SIU-Edwardsville, Quincy, @So. Indiana, @Ky. Wesleyan, @No. Kentucky, @Indianapolis, Wisc.-Parkside, Lewis.

2005-2006 (14-14, 11-8 GLVC)

Table with 4 columns: Date, Opponent, Result, Note(s). Rows include @Ala.-Huntsville, Wayne State, Delta State, Central State, Glenview State, Drury, Rockhurst, @St. Joseph's, @Delta State, Alabama-Huntsville, @Wayne State, Southern Indiana, Ky. Wesleyan, @Missouri-Rolla, @Mo.-St. Louis, Wisc.-Parkside, Lewis, @Indianapolis, @No. Kentucky, @Quincy, @SIU-Edwardsville.

2008-2009 (26-7, 13-5 GLVC)

Table with 4 columns: Date, Opponent, Result, Note(s). Rows include @Hillsdale, Florida Southern, King, @Saint Joseph's, @Indianapolis, Cumberlands, @Tusculum, @W.V. State, Pfeiffer, West Liberty State, @WJU-M, Northern Kentucky, Kentucky Wesleyan, Southern Indiana, @Missouri-St. Louis, @Rockhurst, Drury, Missouri SGT, @Lewis, @Quincy University.

N-Neutral site #-NCAA Tournament Game *-GLVC Tournament Game k-kiac tourney game





SEASON RESULTS

Table with 4 columns: Date, Opponent, Result, Note(s). Rows include games against Quincy, Wisconsin-Parkside, Saint Joseph's, etc.

2009-2010 (23-9,12-6 GLVC)

Table with 4 columns: Date, Opponent, Result, Note(s). Rows include games against Salem International, Hillsdale, Wayne State, etc.

2010-2011 (33-2, 17-1 GLVC)

Table with 4 columns: Date, Opponent, Result, Note(s). Rows include games against Wayne State, West Virginia State, Charleston, etc.

2011-2012 (29-4, 16-2 GLVC)

Table with 4 columns: Date, Opponent, Result, Note(s). Rows include game against Saginaw Valley.

Table with 4 columns: Date, Opponent, Result, Note(s). Rows include games against Wayne State, Grand Valley State, IU Southeast, etc.

2012-2013 (24-8, 12-6 GLVC)

Table with 4 columns: Date, Opponent, Result, Note(s). Rows include games against Wayne State, Grand Valley State, Philander Smith, etc.

2013-2014 (23-8, 12-6 GLVC)

Table with 4 columns: Date, Opponent, Result, Note(s). Rows include games against Marian, Christian Brothers, IU Southeast, etc.

Table with 4 columns: Date, Opponent, Result, Note(s). Rows include games against Missouri-St. Louis, Maryville, Saint Joseph's, etc.

2014-2015 (31-4, 17-1 GLVC)

Table with 4 columns: Date, Opponent, Result, Note(s). Rows include games against Northwood, Saginaw Valley, Findlay, etc.

2015-2016 (23-7, 15-3 GLVC)

Table with 4 columns: Date, Opponent, Result, Note(s). Rows include games against Northwood, Saginaw Valley, Christian Brothers, etc.

2016-2017 (32-4, 17-1 GLVC)

Table with 4 columns: Date, Opponent, Result, Note(s). Rows include games against Saginaw Valley, Northwood, Alabama-Huntsville, etc.

Table with 4 columns: Date, Opponent, Result, Note(s). Rows include games against Christian Brothers, Midway, Kentucky State, etc.

2017-2018 (29-3, 16-2 GLVC)

Table with 4 columns: Date, Opponent, Result, Note(s). Rows include games against Saginaw Valley, Northwood, IU Southeast, etc.

2018-2019 (28-5, 14-4 GLVC)

Table with 4 columns: Date, Opponent, Result, Note(s). Rows include games against Saginaw Valley, Northwood, Kentucky Wesleyan, etc.

N-Neutral site #-NCAA Tournament Game *-GLVC Tournament Game k-kiaac tourney game





SEASON RESULTS

2/23	Lewis	L 62-63	
2/28	@McKendree	W 75-48	
3/2	@Illinois Springfield	W 90-59	
3/7	Rockhurst	W 75-64	N*
3/9	Southern Indiana	W 67-61	N*
3/10	Drury	W 65-48	N*
3/16	Walsh	W 81-61	N#
3/17	Findlay	W 74-59	N#
3/19	Southern Indiana	L 69-76	N#

2019-2020 (20-8, 13-7 GLVC)

DATE	OPPONENT	RESULT	NOTE(S)
11/8	Northwood	W 79-62	
11/9	Saginaw Valley	W 97-68	
11/13	Kentucky Wesleyan	W 90-51	
11/20	@Lindenwood	W 81-73	
11/27	Spring Hill	W 98-42	
12/3	@Indianapolis	W 71-69	
12/15	Mt. St. Joseph	W 95-52	
12/18	@Christian Brothers	W 81-63	
1/2	Illinois Springfield	W 81-57	
1/4	Lewis	W 56-50	
1/9	@McKendree	W 76-60	
1/11	@Southern Indiana	W 79-65	
1/16	Missouri-St. Louis	W 65-60	
1/18	@Lindenwood	W 65-56	
1/20	Indianapolis	L 76-81 (OT)	
1/23	Southwest Baptist	L 74-79	
1/25	Drury	W 78-65	
1/30	@Illinois Springfield	L 75-77	
2/1	@Lewis	W 77-60	
2/6	@William Jewell	L 69-70 (OT)	
2/8	@Rockhurst	L 72-76	
2/13	Truman State	L 60-61	
2/15	Quincy	W 90-66	
2/20	@Missouri S&T	W 83-70	
2/22	@Maryville	W 77-59	
2/27	Southern Indiana	W 78-63	
2/29	McKendree	L 83-94	N*
3/6	Southern Indiana	L 73-76	N#
3/14	Michigan Tech (canceled-coronavirus)		N#



