



ARIZONA STATE SUN DEVIL HOCKEY MEDIA NOTES



@SunDevilHockey



@SunDevilHockey



/SunDevilHockey

2023-24 SCHEDULE/RESULTS

Date	Opponent	Network	Time/Result
Oct. 6	vs. Arizona (ACHA)(EXH)	Pac-12 Stream	W, 16-0
Oct. 13	vs. #15/13 Merrimack	Pac-12 Stream	W, 1-0 (OT)
Oct. 14	vs. #15/13 Merrimack	Pac-12 Stream	W, 4-2
Oct. 20	vs. Northern Michigan	Pac-12 Stream	W, 3-2
Oct. 21	vs. Northern Michigan	Pac-12 Stream	W, 5-1
Oct. 27	at Miami	NCHC.tv	L, 5-4 (OT)
Oct. 28	at Miami	NCHC.tv	T, 1-1 (SO, W)
Nov. 3	vs. Stonehill	Pac-12 Stream	W, 5-4 (OT)
Nov. 4	vs. Stonehill	Pac-12 Stream	W, 3-2
Nov. 10	vs. #2 Denver	Pac-12 Stream	W, 6-5 (OT)
Nov. 11	vs. #2 Denver	Pac-12 Stream	L, 8-4 (EN)
Nov. 17	vs. Alaska Anchorage	Pac-12 Stream	W, 4-3
Nov. 19	vs. Alaska Anchorage	Pac-12 Stream	W, 3-0
Nov. 24	vs. #9 Providence	Pac-12 Stream	W, 4-3 (OT)
Nov. 26	vs. #9 Providence	Pac-12 Arizona	L, 2-1
Dec. 1	at Colorado College	NCHC.tv	T, 2-2 (OT)
Dec. 2	at Colorado College	NCHC.tv	W, 2-0
Dec. 8	vs. Dartmouth	Pac-12 Arizona	T, 4-4 (OT)
Dec. 9	vs. Dartmouth	Pac-12 Stream	T, 1-1 (OT)
Dec. 16	at Robert Morris	FloHockey	W, 4-1
Dec. 17	at Robert Morris	FloHockey	W, 8-3
Dec. 29	at Adirondack Winter Invitational		TBD
Dec. 30	at Adirondack Winter Invitational		TBD
Jan. 5	Desert Hockey Classic	Pac-12 Stream	7:00 p.m.
Jan. 6	Desert Hockey Classic	Pac-12 Stream	7:00 p.m.
Jan. 12	vs. #17 Cornell	Pac-12 Stream	7:00 p.m.
Jan. 13	vs. #17 Cornell	Pac-12 Stream	5:00 p.m.
Jan. 19	vs. Augustana	Pac-12 Stream	7:00 p.m.
Jan. 20	vs. Augustana	Pac-12 Stream	7:00 p.m.
Feb. 2	vs. Lindenwood	Pac-12 Stream	7:00 p.m.
Feb. 3	vs. Lindenwood	Pac-12 Stream	5:00 p.m.
Feb. 9	vs. Alaska Fairbanks	Pac-12 Stream	7:00 p.m.
Feb. 10	vs. Alaska Fairbanks	Pac-12 Stream	5:00 p.m.
Feb. 23	at Alaska Fairbanks	TBD	9:07 p.m.
Feb. 24	at Alaska Fairbanks	TBD	9:07 p.m.
Mar. 1	Long Island	Pac-12 Stream	7:00 p.m.
Mar. 2	Long Island	Pac-12 Stream	5:00 p.m.
Mar. 8	at Alaska Anchorage	TBD	9:07 p.m.
Mar. 9	at Alaska Anchorage	TBD	7:07 p.m.

*Times are in MST

Game 21-22 | No. 13/14 Arizona State at Adirondack Winter Invitational



HERB BROOKS ARENA
Lake Placid, NY

Friday, December 29
5:30 p.m. MST
Saturday, December 30
TBD

Watch: ESPN+
Listen: Fox Sports 910

Arizona State Sun Devils
13-3-4 Overall



Adirondack Winter Invitational
Clarkson, Cornell, UMass,

SCOUTING THE SERIES

The No. 13/14 Arizona State ice hockey team plays in the presence of great hockey history this weekend as participants of the Adirondack Winter Invitational on Dec. 29-30. The holiday tournament is hosted at Herb Brooks Arena at the Olympic Center, the site of the 1980 USA Hockey victory over the Soviet Union immortalized as the "Miracle on Ice."

The Sun Devils (13-3-4) compete against the Clarkson Knights (8-5-1) on Friday, Dec. 29 at 5:30 p.m. on ESPN+ and Fox Sports 910, the home of Sun Devil Hockey Radio Network. In addition to ASU, the tournament includes Clarkson, No. 17 Cornell (6-4-1), and No. 11 Massachusetts (11-4-1). Depending on Friday's results, ASU will play either Cornell or UMass on Saturday, Dec. 30.

This is the first holiday tournament that the Sun Devils have competed in since traveling to Las Vegas for the Ice Vegas Invitational in 2017-18. ASU won that tournament after defeating Northern Michigan, 7-3, and Michigan Tech, 3-2.

TOP IN THE COUNTRY

After a big road sweep of Robert Morris two weeks ago, the Sun Devils head to Lake Placid as national top-10 performers in multiple statistical categories:

- **No. 1:** ASU has scored 25 power play goals in 20 games which leads the NCAA
- **Tied-No. 2:** ASU's 13 wins is second-most in the country
- **Tied-No. 3:** Winning percentage at 75 percent
- **No. 4:** Power play unit converts at a 28.4 percent success rate
- **No. 6:** ASU has scored 69 goals in 20 games so far this season
- **Tied-No. 23:** ASU's penalty kill unit boasts a 83.1 percent success rate
- ASU is in the top-15 for fewest goal against per game at 2.5

PLAYERS IN THE NATION'S TOP 15

- Team points leader Lukas Sillinger stands at third in the NCAA with 26 pts
- Matthew Kopperud's nine power play goals this season ranks No. 1
- Tim Lovell's 18 assists is tied at No. 4 in the country
- Brian Chambers' 216 faceoff wins ranks sixth in the NCAA
- TJ Semptimphelter is tied at No. 2 in the country in goaltender winning percentage at 75 percent. His 11 wins this season is third in the NCAA. With eight career shutouts, Semptimphelter is tied at fifth in the NCAA in career shutouts. His three shutouts this season is tied for first in the country
- Tyler Gratton and Matthew Kopperud are tied at No. 9 in the country in goals with 11 each
- Brandon Tabakin's +15 plus/minus is tied at No. 4 in the country. He has never finished a game less than even this season.

BE THE TRADITION

Hockey SID: Paige Shacklett
Cell Phone: (970) 946-0748
Email: paige.shacklett@asu.edu
Twitter: @paigesacklett



2023-24 SUN DEVIL HOCKEY ROSTER

No.	Name	Pos.	S	Ht.	Wt.	Yr.	Hometown (Prev. School)
1	Chase Hamm	G	L	5-9	168	Fr.	Saskatoon, SK, Canada/Arizona State (ACHA)
2	Brandon Tabakin	D	L	5-10	175	Gr.	Woodbury, NY/ Yale (NCAA)
5	Ty Murchison	D	L	6-2	210	Jr.	Corona, CA/U.S. National U18 Team (USHL)
9	Anthony Dowd	D	R	5-7	152	Fr.	Point Pleasant Beach, NJ/ Chicago (USHL)
10	Tucker Ness	D	R	6-3	227	So.	Plymouth, MN/Waterloo (USHL)
11	Benji Eckerle	F	L	5-10	185	Sr.	Northville, MI/Tri-City (USHL)
13	Cade Alami	D	R	6-7	210	Jr.	Bedford, NY/Boston College (NCAA)
14	Ty Jackson	F	L	5-8	160	Sr.	Oakville, ON/Dubuque (USHL)/Northeastern (NCAA)
15	Dylan Jackson	F	R	5-10	170	Sr.	Oakville, ON/Dubuque (USHL)/Northeastern (NCAA)
16	Ethan Szmagaj	D	R	6-0	198	Jr.	Canton, MI/Waterloo (USHL)
17	Matthew Romer	F	R	5-11	180	Fr.	Chicago, IL/Omaha (USHL)
18	David Hymovitch	F	R	6-0	170	Fr.	Phoenix, AZ/Muskegon (USHL)
20	Jackson Niedermayer	F	L	6-0	198	Jr.	Newport Beach, CA/Penticton (BCHL)
21	Alex Young	F	R	5-11	185	Fr.	White Rock, BC/Vernon (BCHL)
24	Josh Niedermayer	D	L	6-0	205	Fr.	Newport Beach, CA/Penticton (BCHL)
25	Kyle Smolen	F	R	5-11	170	Fr.	Crystal Lake, IL/ Fargo (USHL)
26	Brian Chambers	F	R	6-1	190	Gr.	Weymouth, MA/ UMass-Lowell (NCAA)
27	Tim Lovell	D	L	5-10	161	Sr.	Hingham, MA/Des Moines (USHL)/Boston College (NCAA)
28	Matthew Kopperud	F	L	6-1	190	Sr.	Denver, CO/Dubuque (USHL)
29	Cole Gordon	F	L	6-2	210	Fr.	Windsor, CO/Minnesota (NAHL)
31	Gibson Homer	G	L	6-5	215	So.	Grand Rapids, MI/Chicago (USHL)
35	TJ Semptimphelter	G	L	6-1	195	Jr.	Marlton, NJ/Boston (NCDC)/Northeastern (NCAA)
39	Ryan O'Reilly	F	R	6-3	215	Sr.	Southlake, TX/Green Bay (USHL)
43	Cole Helm	F	L	5-11	195	Fr.	Dallas, TX/ Dubuque (USHL)
53	Ryan Alexander	F	L	5-10	180	So.	Toronto, ON./Fargo (USHL)
59	Tyler Gratton	F	L	6-2	200	Gr.	Pottstown, PA/ Penn State (NCAA)
61	Lukas Sillinger	F	L	5-11	172	Sr.	Regina, Sask./Penticton (BCHL)/Bemidji State (NCAA)
82	Charlie Schoen	F	R	5-10	165	So.	Andover, MN/Sioux City (USHL)
89	Tony Achille	F	L	6-0	175	Fr.	Hingham, MA/ Maine (NAHL)

Head Coach: Greg Powers

Associate Coach: Alex Hicks

Associate Coach: Albie O'Connell

Assistant Coach: Dana Borges

Director of Operations: Andrew Matheson

Strength & Conditioning Coach: Liane Blyn

Athletic Trainer: Rick Covard

Equipment Manager: Corby Antropik

Athletic Communications: Paige Shacklett

PRONUNCIATIONS

ALAMI: Ah-Lah-MEe
 BORGES: Boar-Jess
 ECKERLE: ECK-er-LEE
 HOMER: Home-ER
 HYMOVITCH: Hi-Mo-VITCH
 KOPPERUD: copper-RUDE
 LOVELL: LOVE-ULL
 ROMER: ROAM-er
 SCHOEN: Shane
 SEMPTIMPHELTER: Semp-TIM-felter
 SMOLEN: Ss-MULL-In
 SZMAGAJ: SHH-MAG-EE
 TABAKIN: TAH-Buh-KIN

ROSTER BREAKDOWN

By Position:	Forwards	17
	Defensemen	9
	Goaltenders	2
By Class:	Freshmen	9
	Sophomore	4
	Junior	5
	Senior	7
	Graduate	3
By State:	Canada	6
	California	3
	Massachusetts	3
	Michigan	3
	Colorado	2
	Minnesota	2
	New Jersey	2
	New York	2
	Texas	2
	Illinois	2
	Pennsylvania	1
	Arizona	1

2023-24 Sun Devil Hockey Game Notes

RECORD BREAKDOWN

Overall Record	13-3-4
Home Record	10-2-2
Road Record	3-1-2
Last 5 Games	3-0-2
Last 10 Games	6-1-3
Scoring A Power-Play Goal	10-3-2
Not Scoring A Power-Play Goal	3-0-2
Allowing A Power-Play Goal	8-2-1
Not Allowing A Power-Play Goal	5-1-3
Scoring A Shorthanded Goal	2-0-0
Allowing A Shorthanded Goal	1-0-0
10 Or More Penalties (ASU)	0-0-0
Fewer Than 10 Penalties (ASU)	13-3-4
More Penalties Than Opponent	5-0-1
Fewer Penalties Than Opponent	7-2-1
Same Amount Of Penalties	1-1-2
In One-Goal Games	7-2-0
In Two-Goal Games	2-0-0
In Three-Goal or More Games	4-1-0
In Overtime Games	4-1-4
Scoring 4 or More Goals	8-2-1
Scoring 3 or More Goals	4-0-0
Scoring 2 or Fewer Goals	2-1-2
Allowing 4 or More Goals	2-2-1
Allowing 3 or Fewer Goals	9-1-2
Scoring First Goal Of Game	9-3-2
Opponents Score First	4-0-2
Leading After One Period	4-1-0
Trailing After One Period	2-0-3
Tied After One Period	6-2-1
Scoring First Goal Of Second Period	6-2-4
Leading After Two Periods	7-1-1
Trailing After Two Periods	3-2-0
Tied After Two Periods	4-0-2
Scoring First Goal Of Third Period	6-1-0
Having 10-19 Shots On Goal	1-0-0
Having 20-29 Shots On Goal	2-1-1
Having 30-39 Shots On Goal	7-2-3
Having 40 or More Shots On Goal	3-0-0
Allowing 10-19 Shots On Goal	1-0-0
Allowing 20-29 Shots On Goal	6-1-3
Allowing 30-39 Shots On Goal	4-2-1
Allowing 40 or More Shots On Goal	2-0-0
Outshooting Opponent	8-2-4
Opponent Outshoots ASU	4-1-0
Shots Are Even	1-0-0
October	4-1-1
November	6-2-0
December	3-0-3
January	0-0-0
February	0-0-0
March	0-0-0
First Game of the Series	7-1-2
Second Game of the Series	6-2-2
Fridays	6-1-2
Saturdays	5-1-2
Sundays	2-1-0
Games Following A Win	7-3-1
Games Following A Loss	1-0-2
Games Following A Tie	3-0-1

JERSEY BREAKDOWN



Barry Bonds
(2-0-2)



Digi Flame
(0-0-0)



Retro Club
(2-0-0)



Gold
(2-1-0)



Black
(2-1-2)



Vegas Devils
(1-1-0)



Grey
(2-0-0)



Military
(2-0-0)

TALE OF THE TAPE

Sun Devils

3.5 (T13th)
2.5 (T14th)
10.5 (T24th)
28.4% (5th)
83.1% (T23rd)
50.4 (30th)

Goals Per Game
Goals Against Average
Shots Percentage
Power Play
Penalty Kill
Faceoff %

Knights

2.6 (T42nd)
2.1 (3rd)
9.9 (T33rd)
12.5% (56th)
87.5% (6th)
52.4 (T18th)

RECORD VS. TOURNAMENT PARTICIPANTS

NCAA	2023-24	OVERALL	LAST MEETING
CLARKSON	0-0-0	3-6-0	L, 5-3 - Nov. 19, 2022
CORNELL	0-0-0	2-2-0	W, 3-2 - Jan. 3, 2022
MASSACHUSETTS	0-0-0	3-1-0	L, 4-2 - Oct. 7, 2017

2023-24 STAT LEADERS BREAKDOWN

Goals	Kopperud & Gratton	11	Penalties	Ty Murchison	11
Assists	Lukas Sillinger	20	PIM	Ty Murchison	33
Points	Lukas Sillinger	26	PPG	Matthew Kopperud	9
Shots	Matthew Kopperud	70	SHG	Gordon & Alexander	1
Shot %	Tyler Gratton	.229	GWG	Matthew Kopperud	6
BLK	Ethan Szmajaj	44	GAA	Gibson Homer	1.90
+/-	Brandon Tabakin	+15	SV%	Gibson Homer	.920

SCORING BREAKDOWN

BY CLASS			CLASS LEADERS (2023-24)		
Class (Players)	Goals - Assists - Points		Player (Class)	Goals - Assists - Points	
Freshmen (9)	7 - 15 - 22		Anthony Dowd (Fr.)	3 - 9 - 12	
Sophomores (4)	4 - 9 - 13		Charlie Schoen (So.)	2 - 7 - 9	
Juniors (5)	3 - 9 - 12		Jackson Niedermayer (Jr.)	1 - 3 - 4	
Seniors (7)	37 - 63 - 100		Lukas Sillinger (Sr.)	6 - 20 - 26	
Graduates (3)	13 - 17 - 30		Tyler Gratton (Gr.)	11 - 4 - 15	

SUN DEVIL NOTES

POWERED UP POWER PLAY

ASU ranks fifth in the nation among NCAA Division I teams for best power play percentage at 28.4 through 20 games. ASU's power play unit kicked into high gear two weeks ago at Robert Morris. The team scored five goals on the man-advantage from two players - Matthew Kopperud and Tyler Gratton. ASU scored three power play goals on Saturday night - the second time this season the Sun Devils have scored so frequently on the PP. Matthew Kopperud scored his 50th career goal on the power play. Lukas Sillinger continues to lead the power play scoring for the Sun Devils with two goals and 16 assists for 18 points. Matthew Kopperud is second on the team in power play scoring with 14 points (9G, 5A). Kopperud has been the go-to goal scorers on the man-advantage with his nation-leading nine PPG.

RANKED DEVILS

ASU continues its 11th-straight week in the national polls. The highest national poll ranking ever received by the Sun Devils was No. 9 on Feb. 17, 2020 in the 2019-20 season.

IN THE RANKINGS

USCHO.com/The Rink Live

Dec. 11 - No. 13
Dec. 4 - No. 12
Nov. 27 - No. 12
Nov. 20 - No. 13
Nov. 13 - No. 14
Nov. 6 - No. 16
Oct. 30 - No. 16
Oct. 23 - No. 13
Oct. 16 - No. 18

USA Hockey

Dec. 11 - No. 14
Dec. 4 - No. 12
Nov. 27 - No. 13
Nov. 20 - No. 13
Nov. 13 - No. 14
Nov. 6 - No. 17
Oct. 30 - No. 19
Oct. 23 - No. 16
Oct. 16 - No. 19

GONE SILLY

Senior alternate captain Lukas Sillinger put on a massive seven-point weekend at RMU to catapult him into one of the nation's top scorers. With 20 assists this season, the winger ranks No. 2 in the country. He boasts 26 total points which ranks third in the NCAA. Over the weekend he reached 100 career points which makes him a top-10 career point scorer among current skaters in the NCAA. He leads the team in points and points per game at 1.30.

KOPP'IN THE POWER PLAY

Alternate captain and senior forward Matthew Kopperud has stolen the power play spotlight for the Sun Devils. The Colorado native netted three power play goals at RMU two weeks ago to further extend his nation-leading PPG this season to nine. He boasts 33 career power play goals which continues to set the ASU program record and lead the NCAA in career PPG among all skaters. He also reached 50 career goals over the weekend and finished the first half of the schedule with 52 career goals which ranks No. 3 in career scoring among all NCAA players. His nine career game-winning goals, six of which were netted this season, is tied at fourth in NCAA career game-winning goal scoring.

SUPER SENIORS CLASS

The senior class is made up of Matthew Kopperud, Ty and Dylan Jackson, Lukas Sillinger, Ryan O'Reilly, Tim Lovell, Alex Young, and Benji Eckerle combine to be ASU's largest point scoring class this season. The seniors scored 41 of ASU's 69 goals this season and assisted on nearly half of all goals (65 of 119). Kopperud leads the class in goal-scoring with 11. Sillinger leads the entire team in points and assists with 26 and 20, respectively. Multiple seniors are instrumental in ASU's special teams, especially the power play unit. Eighteen of ASU's 25 power play goals were scored by members of the senior class.

BETWEEN THE PIPES

TJ Semptimphelter, still stands within the national rankings in goalie winning percentage, most wins, and save percentage. In game two at Colorado College last month, Semptimphelter tied a program record for career shutouts set by ASU alum and current NHL Seattle Kraken netminder Joey Daccord (8). He completed his last shutout with 38 saves against the Tigers. His counterpart, sophomore Gibson Homer got the nod to start on Saturday vs. Dartmouth - his fourth NCAA start. He boasts an undefeated record at 2-0-2, complete with 92 saves and a 1.90 goals against average and .920 save percentage.

ARIZONA STATE QUICK FACTS

Location.....	Tempe, Ariz.
Enrollment.....	103,000
Nickname.....	Sun Devils
Colors.....	Maroon & Gold
Conference.....	Independent (Pac-12 in other sports)
President.....	Dr. Michael Crow
Interim Athletic Director.....	Dr. James Rund
Arena.....	Mullett Arena
Head Coach.....	Greg Powers (16th season)
Associate Coach.....	Alex Hicks (10th season)
Associate Coach.....	Albie O'Connell (1st season)
Assistant Coach.....	Dana Borges (1st season)
Director of Operations.....	Andrew Matheson (4th season)
Strength & Conditioning Coach.....	Liane Blyn (6th season)
Equipment Manager.....	Corby Antropik (2nd season)
Athletic Trainer.....	Rick Covard (4th season)
Powers' Career Record.....	284-173-34
Powers' NCAA Record.....	116-144-21

HEAD COACH GREG POWERS

Coach Powers enters his ninth season as the head coach of the Division I program in 2023-24, and his 16th overall at the helm at ASU. He was a finalist for the 2019 and 2020 Spencer Penrose Award, which is awarded to the Division I Coach of the Year. Coach Powers was also named the 2018-19 Frank Kush Sun Devil Coach of the Year, as voted on by the 26 head coaches at Arizona State. On July 7, 2022, Arizona State University and Greg Powers agreed to a five-year contract extension through the 2026-27 season. In 2021-22, Powers led ASU to five-straight wins versus USCHO.com Top-20 opponents in 2021-22 for the first time in program history (the previous record for consecutive wins against ranked opponents was three-straight games). In 2021-22, the team boasted three of the top-10 scorers in the nation in Colin Theisen, Matthew Kopperud and Josh Doan. ASU scored 116 goals in 35 games for a 3.31 goals per game average, ranked No. 10 in the country. Under Powers, ASU became the fastest start-up collegiate hockey program to qualify for the postseason in 2018-19. At 21-13-1 and No. 10 in the Pairwise rankings, the Sun Devils made the largest jump in all of NCAA Division I year-to-year up from No. 53 at the end of 2017-18. During the 2013-14 season, Coach Powers helped guide the Sun Devils to their first-ever ACHA Division I National Championship. Himself a Sun Devil, Powers graduated from the Walter Cronkite School of Journalism in 1999 and was inducted into the ASU Hockey Player Hall of Fame in 2009. Collegiately, Greg was a three-time ACHA Division I All-American Goaltender while playing for the Sun Devils under the tutelage of Hall of Fame Head Coach Gene Hammett. The Sun Devils qualified for three national championships during Powers' four-season collegiate career, and he was named Team MVP for the 1996-1997 and 1997-1998 seasons.

GLOVES ARE OFF

#2 Brandon Tabakin (Gr., D)

- Leads the team in plus/minus with +15; ties at fourth in the country
- Never finished a game less than even this season
- Went on a four-game point scoring streak including #2 Denver and Alaska Anchorage (1G, 3A)

#5 Ty Murchison (Jr., D)

- Scored first goal of the season (EN) on Friday night at RMU before scoring a second goal in night two for a 2G weekend
- Earned his first assist of the season on Alex Young's empty net goal on Oct. 14, 2023
- Was the first California native to commit to Sun Devil Hockey in the NCAA DI era

#9 Anthony Dowd (Fr., D)

- Leads all ASU rookies in points with 12 (3G, 9A)
- Collected first career three-point night at RMU with 1G, 2A on Dec. 17, 2023
- Scored the overtime game-winner vs. Stonehill on Nov. 3, 2023 - his first collegiate goal
- Leads all ASU defensemen in SOG (32)
- USHL Clark Cup Champion with the Chicago Steel (2020-21)
- Son of 16-year NHL veteran Jim Dowd. Brother Jimmy Dowd is a junior defenseman at Penn State

#10 Tucker Ness (So., D)

- Tallied his first assist of the season vs. Stonehill on Nov. 3, 2023

#11 Benji Eckerle (Sr., F)

- Scored first multipoint game of the season vs. Dartmouth with one goal and one assist
- Tied for second-best in plus/minus on team with +5 (with Chambers)
- Enjoyed a 3-point weekend vs. Dartmouth (1G, 2A)
- Only hockey player enrolled in Barrett, The Honors College at ASU

#13 Cade Alami (Jr., D)

- Tallied his first ASU point vs. Alaska Anchorage on Nov. 19 with an assist on Tabakin's empty net goal
- Second in penalties on the team with eight (16 min)
- Transfer from Boston College. Skated in 29 games for the Eagles in 2022-23

#14 Ty Jackson (Sr., F)

- Tallied his second multi-point game of the season vs. #2 Denver (1G, 2A). First was at Miami (1G, 1A)
- Went on a three-game point scoring streak (2G, 3A) from Nov. 10-Nov. 17 (DU and UAA)
- In 2022-23, ASU was 5-0-0 in games that Ty records at least two points.
- Reached 100 career NCAA games at CC on Dec. 1

#15 Dylan Jackson (Sr., F)

- Notched his second career hat trick vs. #2 Denver on Nov. 10, 2023
- The first ASU skater to score more than one goal in a game this season
- Went on a four-game point scoring streak, including a goal in three consecutive games

#16 Ethan Szmagaj (So., D)

- Tallied his first assist vs. Stonehill on Nov. 3
- Leads the team in blocks with 44 in 20 games
- Second-most SOG amongst ASU defensemen with 30

#17 Matthew Romer (Fr., F)

- Skated in his first collegiate game on Nov. 4, 2023 vs. Stonehill at Mullett Arena
- Tallied first collegiate point at Colorado College with an assist

#20 Jackson Niedermayer (Jr., F)

- Scored first goal in over a year (injured last season) at Robert Morris
- Leads junior class in scoring (1G, 3A)
- Son of four-time Stanley Cup Champion Scott Niedermayer

#21 Alex Young (Sr., F)

- Drafted by the San Jose Sharks
- Tied for third-most goals on team (six) with Sillinger
- Tallied his 23rd career multi-point night on Nov. 26 vs. #9 Providence with two goals

#24 Josh Niedermayer (Fr., D)

- Tallied first collegiate assist on Oct. 21 vs. NMU
- Played in his first collegiate game on season opening night, Oct. 13, 2023.
- Younger brother of Jackson Niedermayer. Both are sons of four-time Stanley Cup Champion Scott Niedermayer

#25 Kyle Smolen (Fr., F)

- Scored first collegiate goal on Oct. 20 vs. Northern Michigan
- Went on a three-game point scoring streak from Oct. 20-27, 2023 (2G, 1A)

#26 Brian Chambers (Gr., F)

- Tied for sixth on team in points with 11 (3G, 8A)
- Ranks sixth in the country in faceoff wins. He has taken 200 more faceoffs than any other ASU skater.
- Tied for second-best in plus/minus on team with +5 (with Eckerle). He has finished a game as a minus in only two out of 20 games played this season.
- Season-high single game faceoff percentage at Miami at .714 (15-6)
- Tied at 3rd on team in assists with 9
- Had 2nd career three-point night vs. Stonehill on Nov. 3 (1G, 2A)

#27 Tim Lovell (Sr., D)

- 18 assists is tied at No. 4 in the NCAA. His 21 points are second-most points on team
- Put up a six point weekend at Robert Morris (6A)
- Went on a six-game point-scoring streak including nine points (2G, 7A) from Nov. 10 against #2 Denver (2G, 5A) through #9 Providence series
- Tallied four points in the series against #2 Denver, including a three-point night (1G, 2A) on Saturday

#28 Matthew Kopperud, A (Jr., F)

- Leads the NCAA in GWG (6); six of his 11 goals this season have been game-winning. He scored only one GWG in each of his other collegiate seasons
- Leads the country in PPG (9)
- Outpaces his junior season (12 pts in 21 games) with 20 points in 20 games this season
- Scored his 26th career power play goal vs. NMU to break the ASU career record for PPG set by Johnny Walker at 25. Currently has 33 career PPG.
- Named alternate captain in September 2023. It is the first time that Kopperud has ever donned a letter in his entire hockey career

#29 Cole Gordon (Fr., F)

- Scored his first collegiate goal (shorthanded) vs. Stonehill on Nov. 4

#31 Gibson Homer (So., G)

- Made 20 saves in tie and shootout vs. Dartmouth
- Boasts an undefeated record (2-0-2)
- Started both games in Stonehill series. Collected 49 saves over the weekend and earned two wins.
- NCAA debut at Miami on Oct. 28 (23 saves)
- Became the 13th goaltender to suit up in maroon & gold

#35 TJ Semptimphelter (Jr., G)

- Earned eighth career shutout at Colorado College to tie ASU program record set by Joey Daccord.
- Three shutouts so far this season (CC, Anchorage, and #15 Merrimack) leads the country
- Five shutouts in 2022-23 included: Bemidji State, Colgate, Alaska Anchorage, Air Force, St. Thomas
- Tied program record for single game saves with 53 at #1 Denver on Dec. 2, 2022
- Tied at No. 2 in country in goalie winning percentage (.75)
- Had a perfect 800 score in math on the SAT. On course to graduate as a junior in May 2024

#39 Ryan O'Reilly, A (Sr., F)

- Went on a three-game point scoring streak from Oct. 14-21, 2023 (1G, 2A)
- Named alternate captain for the 2023-24 season

#43 Cole Helm (Fr., F)

- Skated in his first collegiate game vs. Stonehill on Nov. 3 at Mullett Arena

#53 Ryan Alexander (So., F)

- Leads team in FO% (150 attempts)
- Tallied his fifth career multipoint night at RMU with two assists on Dec. 17, 2023
- Recorded three, two-point nights vs. #2 Minnesota (2G), #1 Denver (1G, 1A), Alaska Anchorage (1G, 1A)

#59 Tyler Gratton, C (Gr., F)

- Scored his first career hat trick at Robert Morris on Dec. 17, 2023. Prior he had never scored more than one goal in a game in his collegiate career (142 games)
- Went on a four-game goal-scoring streak on Nov. 3-Nov. 11, 2023 (Stonehill series & Denver series)
- Named the 10th captain in Sun Devil Hockey history (unanimous team vote)

#61 Lukas Sillinger, A (Sr., F)

- First ASU player to tally five points in a game since Anthony Croston in 2016 (1G, 4A at RMU 12/17/23)
- Has scored at least one point in 14 of 20 games played so far this season.
- His 26 points ranks third in the NCAA.
- With seven points at RMU, he reached 100 career points on Dec. 17, 2023 (38G, 62A)
- Son of Mike Sillinger, 17-year NHL veteran

#82 Charlie Schoen (Fr., F)

- Scored his first goal of the season on Oct. 21 in ASU's 5-1 victory over Northern Michigan
- Tallied his third career multipoint night on Oct. 27 at Miami (2A)
- Went on a three-game point scoring streak from Oct. 20-27 (1G, 4A) and Nov. 10-17 (1G, 2A)

ARIZONA STATE SINGLE-GAME CAREER HIGHS

#2 Brandon Tabakin

Goals: 1 (4 times, last vs. Alaska Anchorage, 11/19/23)
Assists: 1 (13 times, last time vs. Alaska Anchorage, 11/17/23)
Points: 2 (at Dartmouth, 12/31/22)
Plus/Minus: +2 (6x, last at Robert Morris, 12/17/23)

#5 Ty Murchison

Goals: 2 (at Colorado College, 12/17/21)
Assists: 1 (7 times, last vs. #15 Merrimack, 10/14/23)
Points: 2 (at Colorado College, 12/17/21)

#9 Anthony Dowd

Goals: 2 (at Robert Morris, 12/17/23)
Assists: 2 (vs. Stonehill, 11/03/23; vs. Northern Michigan, 10/21/23)
Points: 3 (vs. Stonehill, 11/03/23 and at Robert Morris, 12/17/23)

#10 Tucker Ness

Assists: 1 (vs. Stonehill, 11/03/23)
Points: 1 (vs. Stonehill, 11/03/23)
Plus/minus: +1 (2x, last time at Alaska Anchorage, 03/03/23)

#11 Benji Eckerle

Goals: 1 (12 times, last vs. Dartmouth, 12/08/23)
Assists: 1 (20 times, last at Robert Morris, 12/16/23)
Points: 2 (3 times, last vs. Dartmouth, 12/08/23)

#13 Cade Alami

Goals: N/A
Assists: 1 (6 times, last at Colorado College, 12/02/23)
Points: 1 (6 times, last at Colorado College, 12/02/23)

#14 Ty Jackson

Goals: 1 (22 times, last time vs. Alaska Anchorage, 11/17/23)
Assists: 4 (vs. Lindenwood, 02/17/23)
Points: 4 (vs. Lindenwood, 02/17/23)

#15 Dylan Jackson

Goals: 3 (2 times, last vs. #2 Denver, 11/10/23)
Assists: 2 (5 times, last at Miami, 10/28/23)
Points: 4 (vs. Lindenwood, 02/17/23)

#16 Ethan Szmagaj

Goals: 1 (2x, at Colorado College, 12/17/21, at Alaska Anchorage, 03/03/23)
Assists: 2 (at Bemidji State, 10/08/22)
Points: 2 (at Bemidji State, 10/08/22)
Blocks: 7 (at New Hampshire, 12/10/22)

#17 Matthew Romer

Goals: N/A
Assists: 1 (at Colorado College, 12/01/23)
Points: 1 (at Colorado College, 12/01/23)

#18 David Hymovitch

Goals: N/A
Assists: N/A
Points: N/A

#20 Jackson Niedermayer

Goals: 2 (vs. New Hampshire, 10/15/21)
Assists: 1 (5 times, last time vs. Dartmouth, 12/09/23)
Points: 2 (vs. New Hampshire, 10/15/21)

#21 Alex Young

Goals: 3 (vs. Harvard, 12/03/22)
Assists: 3 (at Clarkson, 12/23/20)
Points: 3 (3 times, last vs. Yale, 11/19/22)

#24 Josh Niedermayer

Goals: N/A
Assists: 1 (2 times, last vs. #9 Providence, 11/24/23)
Points: 1 (2 times, last vs. #9 Providence, 11/24/23)

#25 Kyle Smolen

Goals: 1 (2 times, last at Miami, 10/27/23)
Assists: 1 (vs. Northern Michigan, 10/21/23)
Points: 1 (5 times, last time at Colorado College, 12/01/23)

#26 Brian Chambers

Goals: 2 (at Maine, 01/14/23)
Assists: 3 (vs. Miami, 10/08/22)
Points: 3 (2 times: vs. Stonehill, 11/3/23, vs. Miami, 10/08/22)

#27 Tim Lovell

Goals: 1 (10 times, last time vs. Alaska Anchorage, 11/17/23)
Assists: 4 (at Robert Morris, 12/17/23)
Points: 4 (at Robert Morris, 12/17/23)
Blocks: 5 (at Colorado College, 12/01/23)

#28 Matthew Kopperud

Goals: 2 (10 times, last time at Robert Morris, 12/16/23)
Assists: 2 (4 times, last time at Robert Morris, 12/17/23)
Points: 4 (vs. New Hampshire, 10/16/21)

#29 Cole Gordon

Goals: 1 (2 times, last vs. Dartmouth, 12/08/23)
Assists: N/A
Points: 1 (2 times, last vs. Dartmouth, 12/08/23)

#31 Gibson Homer

Saves: 26 (vs. Stonehill, 11/3/23)

#35 TJ Semptimphelter

Saves: 53 (at No. 1 Denver, 12/02/22)
Saves in a Shutout: 40 (at Bemidji State, 10/07/22)

#39 Ryan O'Reilly

Goals: 1 (19 times, last time vs. Stonehill, 11/3/23)
Assists: 3 (at Notre Dame, 01/10/21)
Points: 3 (at Notre Dame, 01/10/21)

#43 Cole Helm

Goals: N/A
Assists: N/A
Points: N/A

#53 Ryan Alexander

Goals: 2 (vs. Minnesota, 11/26/22)
Assists: 2 (at Robert Morris, 12/17/23)
Points: 2 (5 times, last time at Robert Morris, 12/17/23)

#59 Tyler Gratton

Goals: 3 (at Robert Morris, 12/17/23)
Assists: 3 (vs. St. Thomas, 10/20/22)
Points: 3 (vs. St. Thomas, 10/20/22 and at Robert Morris, 12/17/23)

#61 Lukas Sillinger

Goals: 2 (4 times, last time vs. Lindenwood, 02/17/23)
Assists: 4 (at Robert Morris, 12/17/23)
Points: 5 (at Robert Morris, 12/17/23)

#82 Charlie Schoen

Goals: 1 (3 times, last vs. Alaska Anchorage, 11/17/23)
Assists: 2 (at Miami, 10/27/23)
Points: 2 (3 times, last at Miami, 10/27/23)

#89 Tony Achille

Goals: N/A
Assists: N/A
Points: N/A

ARIZONA STATE LAST TIME IT HAPPENED

Won in overtime	vs #9 Providence (4-3)	Nov. 24, 2023
Lost in overtime	@ Miami (4-5)	Oct. 27, 2023
Overtime tie	vs. Dartmouth (1-1)	Dec. 9, 2023
Scored 5 goals	vs. Stonehill	Nov. 3, 2023
Scored 6 goals	vs. #2 Denver	Nov. 10, 2023
Scored 7+ goals	at Robert Morris (8)	Dec. 17, 2023
Allowed 5+ goals	vs. #2 Denver (8, 2EN)	Nov. 11, 2023
Shutout on road	@ #4 Minnesota (0-10)	Jan. 21, 2021
Shutout at home	vs. #17 Minnesota State (0-5)	Jan. 14, 2023
Shutout at neutral site	vs. #19 Clarkson (0-3)	Dec. 28, 2018
Had a home shutout	vs. Alaska Anchorage (3-0)	Nov. 19, 2023
Had a road shutout	@ Colorado College (2-0)	Dec. 2, 2023
Had a neutral site shutout		
Had a home sweep	vs. Alaska Anchorage (4x in 2023-24)	Nov. 17 & 19, 2023
Had a road sweep	@ Robert Morris	Dec. 16-17, 2023
Swept at home	vs. Alaska Fairbanks	Feb. 24-25, 2023
Swept on the road	@ Alaska Fairbanks	Feb. 3-4, 2023
Scored a SHG	Ryan Alexander @ Colorado College	Dec. 2, 2023
Allowed a SHG	vs. #2 Denver	Nov. 10, 2023
Scored 2 PPG's	at Robert Morris (Kopperud & Kopperud)	Dec. 16, 2023
Scored 3 PPG's	at Robert Morris (Gratton, Gratton, Kopperud)	Dec. 17, 2023
Player w/ 2+ PPG's	Tyler Gratton (2) at Robert Morris	Dec. 17, 2023
	Matthew Kopperud (2) at Robert Morris	Dec. 16, 2023
	Matthew Kopperud (2) vs. New Hampshire	Oct. 16, 2021
	Matthew Kopperud (2) vs. UMass Lowell	Oct. 2, 2021
	Matthew Kopperud (2) vs. #18 Notre Dame	Jan. 10, 2021
Allowed 2 PPG's	at Robert Morris	Dec. 17, 2023
Allowed 3+ PPG's	vs. #11/12 Denver (4)	Dec. 4, 2021
Acquired 10+ Penalties	vs. #11/12 Denver (10)	Dec. 4, 2021
Committed 0 Penalties	@ #1 Minnesota	Jan. 4, 2021
Scored a hat trick	Tyler Gratton at Robert Morris	Dec. 17, 2023
	Dylan Jackson vs. #2 Denver	Nov. 10, 2023
Allowed a hat trick	vs. Alaska Fairbanks	Feb. 24, 2023
Player had 3 assists	Lukas Sillinger (3) vs. Alaska Anchorage	Nov. 17, 2023
	Robert Mastrosimone (3) at Alaska Anchorage	March 3, 2023
	Robert Mastrosimone (3) vs #2 Minnesota	Nov. 26, 2022
	Jack Becker (3) at Colorado College	Dec. 17, 2021
	Josh Doan (3) vs. UMass Lowell	Oct. 2, 2021
	Walker & O'Reilly (3) at #18 Notre Dame	Jan. 10, 2021
Player had 4 assists	Lukas Sillinger (4) at Robert Morris	Dec. 17, 2023
	Tim Lovell (4) at Robert Morris	Dec. 17, 2023
	Ty Jackson (4) vs. Lindenwood	Feb. 17, 2023
Player had 5 assists	Anthony Croston (5) vs. Brown	Dec. 30, 2016
Player had 3 points	Tyler Gratton (3G) at Robert Morris	Dec. 17, 2023
	Matthew Kopperud (1G, 2A) at Robert Morris	Dec. 17, 2023
	Lukas Sillinger (3A) vs. Alaska Anchorage	Nov. 17, 2023
	Tim Lovell (1G, 2A) vs. #2 Denver	Nov. 11, 2023
	Dylan Jackson (3G) vs. #2 Denver	Nov. 10, 2023
	Ty Jackson (1G, 2A) vs. #2 Denver	Nov. 10, 2023
	Lukas Sillinger (1G, 2A) vs. #2 Denver	Nov. 10, 2023
	Brian Chambers (1G, 2A) vs. Stonehill	Nov. 3, 2023
	Anthony Dowd (1G, 2A) vs. Stonehill	Nov. 3, 2023
Player had 4 points	Tim Lovell (4A) at Robert Morris	Dec. 17, 2023
	Josh Doan (1G, 3A) at Alaska Anchorage	March 3, 2023
	Ty Jackson (4A), Dylan Jackson (2G, 2A)	Feb. 17, 2023
Player had 5 points	Lukas Sillinger (1G, 4A) at Robert Morris	Dec. 17, 2023
	Anthony Croston (5A) vs. Brown	Dec. 30, 2016
Registered 40+ SOG	at Robert Morris (43)	Dec. 16, 2023
Registered 50+ SOG	vs. Omaha (53), vs St. Thomas (50), Lindenwood (53), RMU (56)	10/27/18, 10/29/21, 02/17/23, 12/27/23
Allowed 40+ SOG	vs. #9 Providence (41)*	Nov. 24, 2023
Allowed 50+ SOG	vs. Boston College (50)	Dec. 30, 2022
Goalie had 30-39 saves	TJ Semptimphelter (38) @ Colorado College	Dec. 2, 2023
Goalie had 40+ saves	TJ Semptimphelter vs. Boston College (42)	Dec. 31, 2022
Goalie had 50+ saves	TJ Semptimphelter (53) at #1 Denver	Dec. 2, 2022
Goalie assist	Evan DeBrouwer @ Penn State	Dec. 11, 2020

*Includes Overtime

2023-24 REGULAR-SEASON HIGHS AND LOWS

Most Goals Scored in a Game	8	at Robert Morris	Dec. 17, 2023
Most Goals Allowed in a Game	8	vs. #2 Denver	Nov. 11, 2023
Most Goals Scored in a Period	5	at Robert Morris	Dec. 17, 2023
Most Goals Allowed in a Period	4	vs. #2 Denver	Nov. 11, 2023
Most Shots On Goal in a Game	56	at Robert Morris	Dec. 17, 2023
Most Shots On Goal Allowed in a Game	41*	vs. #9 Providence	Nov. 24, 2023
Most Shots On Goal in a Period	27	at Robert Morris (2nd period)	Dec. 17, 2023
Most Shots On Goal Allowed in a Period	16	at Colorado College (3rd period)	Dec. 2, 2023
Fewest Shots On Goal in a Game	14	at Colorado College	Dec. 2, 2023
Fewest Shots On Goal Allowed in a Game	17	vs. Northern Michigan	Oct. 21, 2023
Fewest Shots On Goal in a Period	3	at Colorado College (2nd period)	Dec. 2, 2023
Fewest Shots On Goal Allowed in a Period	4	at Miami (1st period) & UAA (1st period)	Oct. 28, 2023
Most Saves in a Game	38 (2x)	Semptimpfelter vs #9 Providence & CC	Nov. 24 & Dec. 2, 2023
Most PPG in a Game	3	at Robert Morris (Gratton, Gratton, Kopperud) vs. Northern Michigan (Schoen, Kopperud, D. Jackson)	Dec. 17, 2023 Oct. 21, 2023
Most PPG Allowed in a Game	2	at Robert Morris vs. #2 Denver	Dec. 17, 2023 Nov. 11, 2023
Most PP Opportunities in a Game	7 (4x)	vs #15 Merrimack & #9 Providence & RMU Oct. 13 & Oct. 14 & Nov. 24, 2023 & Dec. 16, 2023	
Most ASU Penalties in a Game	8	at Colorado College	Dec. 1, 2023
Longest Winning Streak	4	Oct. 13-21, 2023	
Longest Home Winning Streak	7	Oct. 13-Nov. 10, 2023	
Longest Road Winning Streak	3	Dec. 2, 2023-present	
Longest Winless Streak	2	Oct. 27-28, 2023 (loss and tie at Miami)	
Longest Home Winless Streak	1	Nov. 11, 2023 vs. #2 Denver & Nov. 26, 2023 vs. #9 Providence	
Longest Road Winless Streak	2	Oct. 27-28, 2023 (loss and tie at Miami)	
Longest Winning Streak Against Ranked Teams	3	No. 15 Merrimack (sweep); #2 Denver (1 game)	
Quickest Goal from Start of Game (Sun Devils)	:27 (1st)	vs. Stonehill (Cole Gordon)	Nov. 4, 2023
Quickest Goal from Start of Game (Opp.)	8:32 (1st)	at Robert Morris	Dec. 17, 2023
Shortest Time Between Two Goals (Sun Devils)	0:21	vs #15 Merrimack (Kopperud & Young)	Oct. 14, 2023
Shortest Time Between Two Goals (Opp.)	1:40	Stonehill	Nov. 3, 2023
Shortest Time Between Two Goals (Both teams)	:19	vs Stonehill	Nov. 3, 2023
Largest Margin of Victory	5	at Robert Morris (8-3)	Dec. 17, 2023
Largest Margin of Defeat	4	vs. #2 Denver (2 empty net)	Nov. 11, 2023
Largest Crowd at Home		5,102 vs. #2 Denver	Nov. 10, 2023
Shutouts This Year	3	TJ Semptimpfelter at Colorado College (38 saves) TJ Semptimpfelter vs. Alaska Anchorage (21 saves) TJ Semptimpfelter vs #15 Merrimack (31 saves)	Dec. 2, 2023 Nov. 19, 2023 Oct. 13, 2023
Shutouts Against This Year	N/A		
Hat Tricks	2	Tyler Gratton at Robert Morris Dylan Jackson vs. #2 Denver	Dec. 17, 2023 Nov. 10, 2023

*Includes Overtime

OVERALL REGULAR-SEASON HIGHS AND LOWS

Most Goals Scored in a Game	8	vs. Brown at #14/15 Wisconsin vs. Lindenwood at Robert Morris	Dec. 30, 2016 Nov. 28, 2020 Feb. 17, 2023 Dec. 17, 2023
Most Goals Allowed in a Game	10	at #4 Minnesota at Merrimack	Jan. 21-22, 2021 Jan. 31, 2016
Most Goals Scored in a Period	5	2nd period at Robert Morris 3rd period vs. RIT	Dec. 17, 2023 Jan. 17, 2020
Most Goals Allowed in a Period	6	3rd period at #4 Minnesota	Jan. 22, 2021
Most Shots On Goal in a Game	56	at Robert Morris	Dec. 17, 2023
Most Shots On Goal Allowed in a Game	57	at Quinnipiac at UMass-Lowell at Quinnipiac	Oct. 15, 2015 Jan. 30, 2016 Jan. 27, 2017
Most Shots On Goal in a Period	27	2nd period at Robert Morris	Dec. 17, 2023
Most Shots On Goal Allowed in a Period	28	3rd period at Quinnipiac	Jan. 28, 2017
Fewest Shots On Goal in a Game	11	at #12/14 Wisconsin	Jan. 16, 2021
Fewest Shots On Goal Allowed in a Game	15	at Air Force at #6 North Dakota	Oct. 18, 2019 Oct. 29, 2022
Fewest Shots On Goal in a Period	1	3rd period at Quinnipiac 1st period at Bentley 3rd period vs. Boston College	Jan. 28, 2017 Feb. 8, 2020 Dec. 31, 2022
Fewest Shots On Goal Allowed in a Period	1	1st period vs. Alabama-Huntsville	Nov. 3, 2017
Most Saves in a Game	53	Joey Daccord at Quinnipiac TJ Semptimphelter at #1 Denver	Jan. 28, 2017 Dec. 2, 2022
Most PPG in a Game	5	vs. Omaha	Oct. 27, 2018
Most PPG Allowed in a Game	6	at Notre Dame	Oct. 7, 2016
Longest Winning Streak	7	Jan. 25 - Feb. 15, 2020	
Longest Home Winning Streak	10	Oct. 26, 2018 - Feb. 16, 2019	
Longest Road Winning Streak	3	Dec. 2, 2023 - present Jan. 11-15, 2022 Nov. 28 - Dec. 3, 2020 Jan. 25 - Feb. 8, 2020 Jan. 26 - Feb. 2, 2019 Dec. 13-17, 2016	
Longest Winless Streak	16	Nov. 27, 2015 - Jan. 31, 2016	
Longest Home Winless Streak	4	Nov. 4 - Dec. 8, 2017	
Longest Road Winless Streak	17	Nov. 27, 2015 - Oct. 22, 2016	
Quickest Goal from Start of Game (Sun Devils)	0:11	at #13/16 Notre Dame	Dec. 3, 2020
Quickest Goal from Start of Game (Opp.)	0:09	at Holy Cross	Nov. 25, 2016
Shortest Time Between Two Goals (Sun Devils)	0:07	vs. RIT	Jan. 17, 2020
Shortest Time Between Two Goals (Opp.)	0:11	at Penn State	Nov. 18, 2016
Shortest Time Between Two Goals (Both teams)	0:07	vs. #11/12 Denver	Dec. 3, 2021
Largest Margin of Victory	6	vs. Lindenwood	Feb. 17, 2023
Largest Margin of Defeat	10	at #4 Minnesota at Merrimack	Jan. 21 & 22, 2021 Jan. 31, 2016
Largest Crowd at Home	5,179	vs. No. 17 Minnesota State	Jan. 14, 2023
Hat Tricks	8	vs. Southern New Hampshire (Croston) vs. Omaha (Walker, 4) vs. #4 Denver (Walker) vs. Alaska Anchorage (B. Pasichnuk) vs. St. Thomas (Theisen) vs. Long Island (D. Jackson) vs. #2 Denver (D. Jackson) at Robert Morris (Gratton)	Jan. 20, 2017 Oct. 27, 2018 Dec. 6, 2019 Feb. 15, 2020 Oct. 30, 2021 March 10, 2023 Nov. 10, 2023 Dec. 17, 2023

Hat Tricks Against (11): at UMass-Lowell (Smith) - Jan. 30, 2016; ; at Penn State (Smirnov) - Nov. 18, 2016; vs. Brown (Corcoran) - Dec. 30, 2016; vs. St. Cloud State (Jackson) - Dec. 31, 2016; vs. Boston University (Carpenter) - Jan. 26, 2018; at Wisconsin (Ahcan) - Feb. 21, 2020; at #7 Michigan (Beniers) - Feb. 26, 2021; at Colgate (Young) - Oct. 22, 2021; at Quinnipiac (Chau) - Nov. 13, 2021; vs. #11/12 Denver (Stapley) - Dec. 3, 2021; at #4 Minnesota (McManus, Walker) - Jan. 21, 2021

2023-24 GAME-BY-GAME RESULTS

No.	Date	Opponent	Result	Score	Record	ASU Goal	Opp. Goal	SF-SA	PP/PK
1.	Oct. 13	vs. #15 Merrimack	W	1-0 (OT)	1-0	28		31-32	7/3
2.	Oct. 13	vs. #15 Merrimack	W	4-2	2-0	39, 61*, 28*, [21]	10, 21	31-31	7/5
3.	Oct. 20	vs. Northern Michigan	W	3-2	3-0	27, 25, 59*	19, 22*	31-25	4/5
4.	Oct. 21	vs. Northern Michigan	W	5-1	4-0	82*, 28*, 21, 15*, 11	22*	33-17	6/3
5.	Oct. 27	at Miami	L	5-4 (OT)	4-1	14, 61, 25, 21*	3, 8, 6*, 11, 17	34-33	3/2
6.	Oct. 28	at Miami	T	1-1	4-1-1	61	7	30-24	4/4
7.	Nov. 3	vs. Stonehill	W	5-4 (OT)	5-1-1	59, 39, 26, 28*, 9	19*, 10, 25, 55	36-30	6/3
8.	Nov. 4	vs. Stonehill	W	3-2	6-1-1	29^, 59*, 28	20, 4*	46-25	1/4
9.	Nov. 10	vs. #2 Denver	W	6-5 (OT)	7-1-1	14*, 15, 15*, 61, 15, 59	15^, 28, 15^, 10*, 10	25-40	3/5
10.	Nov. 11	vs. #2 Denver	L	8-4 (EN)	7-2-1	61*, 27, 59, 28*	6, 10, 4*, 4*, 18, [15], [14], 12	33-28	6/3
11.	Nov. 17	vs. Alaska Anchorage	W	4-3	8-2-1	14, 27*, 28*, 82	20, 11*, 14	35-28	4/4
12.	Nov. 19	vs. Alaska Anchorage	W	3-0	9-2-1	53, 15*, [2]		34-21	4/1
13.	Nov. 24	vs. #9 Providence	W	4-3 (OT)	10-2-1	21, 21, 59, 15	24*, 9, 11	41-26	7 / 4
14.	Nov. 26	vs. #9 Providence	L	2-1	10-3-1	15*	18, 8	34-20	2 / 2
15.	Dec. 1	at Colorado College	T	2-2	10-3-2	11, 59*	39, 20	36-34	7 / 3
16.	Dec. 2	at Colorado College	W	2-0	11-3-2	21, 53^		14-38	1 / 3
17.	Dec. 8	vs. Dartmouth	T	4-4	11-3-3	28*, 29, 59*, 11	8, 7, 28, 14	25-24	5 / 5
18.	Dec. 9	vs. Dartmouth	T	1-1	11-3-4	26	20*	36-21	3 / 4
19.	Dec. 16	at Robert Morris	W	4-1	12-3-4	28*, 28*, 20, [5]	21	43-26	7 / 4
20.	Dec. 17	at Robert Morris	W	8-3	13-3-4	9, 59*, 59*, 28*, 5, 59, 9, 61	12*, 27*, 16	56-27	5 / 6

* - Power Play Goal

^ - Shorthanded Goal

[] - Empty Net Goal

\$ - Penalty Shot

2023-24 Sun Devil Hockey Game Notes

CAREER SCORING

Player (Games: ASU; Career)	G-A-Pts. (Career)
Lukas Sillinger (53; 118)	5-32-47 (38-62-100)
Matthew Kopperud (100)	52-40-92
Alex Young (19; 119)	6-2-8 (43-48-91)
Ty Jackson (51; 100)	9-22-31 (22-41-63)
Tim Lovell (83; 101)	10-51-61 (10-53-63)
Brian Chambers (20; 124)	2-9-11 (17-35-52)
Dylan Jackson (52; 81)	19-13-32 (24-25-49)
Tyler Gratton (20; 143)	11-4-15 (31-18-49)
Ryan O'Reilly (109)	19-24-43
Benji Eckerle (99)	12-20-32
Ryan Alexander (52)	13-9-22
Ethan Szmagaj (84)	2-17-19
Brandon Tabakin (18; 92)	1-4-5 (4-13-17)
Ty Murchison (91)	8-7-15
Anthony Dowd (19)	3-9-12
Charlie Schoen (24)	3-8-11
Jackson Niedermayer (41)	5-5-10
Kyle Smolen (19)	2-3-5
Cade Alami (11; 50)	0-2-2 (0-6-6)
Josh Niedermayer (11)	0-2-2
Cole Gordon (13)	2-0-2
Tucker Ness (30)	0-1-1
Matthew Romer (4)	0-1-1
Cole Helm (4)	0-0-0
Tony Achille (3)	0-0-0
David Hymovitch (0)	0-0-0

LAST GOAL SCORED

Player	Opp.	GP Since
Lukas Sillinger	at Robert Morris	0
Tyler Gratton	at Robert Morris	0
Matthew Kopperud	at Robert Morris	0
Ty Murchison	at Robert Morris	0
Anthony Dowd	at Robert Morris	0
Jackson Niedermayer	at Robert Morris	1
Brian Chambers	vs. Dartmouth	2
Benji Eckerle	vs. Dartmouth	3
Cole Gordon	vs. Dartmouth	3
Ryan Alexander	at Colorado College	4
Alex Young	at Colorado College	4
Dylan Jackson	vs. #9 Providence	6
Tim Lovell	vs. #2 Denver	10
Ty Jackson	vs. #2 Denver	11
Ryan O'Reilly	vs. Stonehill	13
Kyle Smolen	at Miami (10/27/23)	15
Charlie Schoen	vs. Northern Michigan	16
Ethan Szmagaj	at UAA (03/03/23)	24

CURRENT PLAYERS IN THE NHL ENTRY DRAFT

Player (Year)	Team	Round-Pick
Ryan O'Reilly ('18)	Detroit Red Wings	4th-98th
Alex Young ('20)	San Jose Sharks	7th-196th
Ty Murchison ('21)	Philadelphia Flyers	5th-158th

MULTIPLE-POINT GAMES (SEASON/CAREER)

Player (Games - Season/Career)	Last Time	Record (Season/Career)
Matthew Kopperud (6 / 25)	12/17/23 at Robert Morris (1G, 2A)	5-1-0 / 15-11-0
Lukas Sillinger (6 / 26)	12/17/23 at Robert Morris (1G, 4A)	4-1-1 / 17-9-1
Tim Lovell (5 / 12)	12/17/23 at Robert Morris (4A)	4-1-0 / 9-4-0
Anthony Dowd (3 / 3)	12/17/23 at Robert Morris (2G, 1A)	3-0-0 / 3-0-0
Ty Jackson (2 / 17)	11/10/23 vs. #2 Denver (1G, 2A)	1-1-0 / 15-2-0
Dylan Jackson (2 / 5)	11/10/23 vs. #2 Denver (3G)	1-1-0 / 4-1-0
Brian Chambers (2 / 12)	11/03/23 vs. Stonehill (1G, 2A)	2-0-0 / 9-2-1
Charlie Schoen (2 / 3)	10/27/23 at Miami (2A)	1-1-0 / 2-1-0
Alex Young (2 / 23)	11/24/23 vs. #9 Providence (2G)	2-0-0 / 16-5-2
Tyler Gratton (3 / 6)	12/17/23 at Robert Morris (3G)	2-0-1 / 4-1-1
Ryan Alexander (2 / 5)	12/17/23 at Robert Morris (2A)	2-0-0 / 3-2-0
Benji Eckerle (1 / 3)	12/08/23 vs. Dartmouth (1G, 1A)	0-0-1 / 1-1-1
Ethan Szmagaj (0 / 1)	10/08/22 at Bemidji State (2A)	0-0-0 / 0-1-0
Jackson Niedermayer (0 / 1)	10/15/21 vs. New Hampshire (2G)	0-0-0 / 1-0-0
Brandon Tabakin (0 / 1)	12/31/22 vs. Dartmouth (1G, 1A)	0-0-0 / 0-1-0
Ryan O'Reilly (0 / 6)	02/17/23 vs. Lindenwood (02/17/23)	0-0-0 / 5-1-0

MULTIPLE-GOAL GAMES (SEASON/CAREER)

Player (Games - Season/Career)	Last Time	Record (Season/Career)
Matthew Kopperud (1 / 10)	12/17/23 at Robert Morris (2G)	1-0-0 / 5-5-0
Alex Young (1 / 4)	11/24/23 vs. #9 Providence (2G)	1-0-0 / 3-1-0
Dylan Jackson (1 / 3)	11/10/23 vs. #2 Denver (3G)	1-0-0 / 3-0-0
Tyler Gratton (1 / 1)	12/17/23 at Robert Morris (3G)	1-0-0 / 1-0-0
Anthony Dowd (1 / 1)	12/17/23 at Robert Morris (2G)	1-0-0 / 1-0-0
Lukas Sillinger (0 / 4)	02/17/22 vs. Lindenwood	0-0-0 / 3-1-0
Ryan Alexander (0 / 1)	11/26/22 vs. No. 2 Minnesota (2G)	0-0-0 / 1-0-0
Jackson Niedermayer (0 / 1)	10/15/21 vs. New Hampshire (2G)	0-0-0 / 1-0-0
Brian Chambers (0 / 1)	01/14/23 vs. Maine (2G)	0-0-0 / 0-1-0

THREE-PLUS POINT GAMES (SEASON/CAREER)

Player (Games - Season/Career)	Last Time	Record (Season/Career)
Lukas Sillinger (3 / 7)	12/17/23 at Robert Morris (1G, 4A)	3-0-0 / 7-0-0
Matthew Kopperud (1 / 7)	12/17/23 at Robert Morris (1G, 2A)	1-0-0 / 6-1-0
Tim Lovell (2 / 4)	12/17/23 at Robert Morris (4A)	1-1-0 / 3-1-0
Dylan Jackson (1 / 3)	11/10/23 vs. #2 Denver (3G)	1-0-0 / 3-0-0
Anthony Dowd (2 / 2)	12/17/23 at Robert Morris (2G, 1A)	2-0-0 / 2-0-0
Brian Chambers (1 / 2)	11/03/23 vs. Stonehill (1G, 2A)	1-0-0 / 1-1-0
Ty Jackson (1 / 2)	11/10/23 vs. #2 Denver (1G, 2A)	1-0-0 / 2-0-0
Tyler Gratton (1 / 2)	12/17/23 at Robert Morris (3G)	1-0-0 / 2-0-0
Alex Young (0 / 3)	12/3/22 vs. Harvard (3G)	0-0-0 / 3-0-0

2023-24 LINE CHART

Date	Opponent	Forwards					Defense			Goaltender
Oct. 13	#15 Merrimack	61-26-21	28-53-82	59-25-15	11-29-39		2-27	5-16	24-20 (10)	35-31-1
Oct. 14	#15 Merrimack	61-26-21	28-53-82	59-25-15	11-29-39		2-27	5-16	24-9 (10)	35-31-1
Oct. 20	Northern Michigan	61-14-15	28-53-82	59-26-21	11-25-39		2-27	5-16	20-9 (24)	35-31-1
Oct. 21	Northern Michigan	61-14-15	28-53-82	59-26-21	11-25-39		2-27	5-16	20-9 (24)	35-31-1
Oct. 27	at Miami	61-14-15	28-53-82	59-26-21	11-25-39		2-27	5-16	20-9 (24)	35-31
Oct. 28	at Miami	61-14-15	59-26-82	28-53-21	11-25-39		2-27	5-16	24-9 (10)	35-31-1
Nov. 3	vs. Stonehill	61-14-15	59-26-21	28-25-82	11-29-39 (43)		2-9	5-16	24-10	31-35
Nov. 4	vs. Stonehill	61-14-15	59-26-28	53-25-21	39-29-17		2-9	5-16	20-10 (13)	31-35
Nov. 10	vs. #2 Denver	61-14-15	59-26-28	82-25-21	11-29-39		2-27	5-16	24-9 (13)	35-31
Nov. 11	vs. #2 Denver	61-14-15	59-26-28	82-25-21	11-29-39		2-27	5-16	24-9 (13)	35-31
Nov. 17	vs. Alaska Anchorage	61-14-15	59-26-28	82-25-21	53-29-39		27-2	5-16	24-9 (13)	35-31
Nov. 19	vs. Alaska Anchorage	61-14-15	59-26-28	82-53-21	20-11-39		27-9	5-16	24-13	35-31
Nov. 24	vs. #9 Providence	61-14-15	59-26-28	82-53-21	20-25-39		27-9	5-16	24-13 (10)	35-31
Nov. 26	vs. #9 Providence	61-14-15	59-26-28	82-53-21	20-25-39 (11)		27-9	5-16	24-13	35-31
Dec. 1	at Colorado College	61-14-15	59-26-28	20-53-21	11-25-17		5-9	2-16	27-13	35-31
Dec. 2	at Colorado College	59-26-28	61-25-17	20-53-21	11-29-39		5-9	2-16	27-13	35-31
Dec. 8	vs. Dartmouth	59-26-28	20-53-21	61-25-82	11-29-39 (17)		5-9	2-16	27-13	35-31
Dec. 9	vs. Dartmouth	61-53-20	11-26-21	59-25-39	89-29-43 (28)		5-9	2-16	27-10	31-35
Dec. 16	at Robert Morris	61-53-21	11-26-20	59-25-28	89-29-43 (39)		5-9	2-16	27-10	35-31
Dec. 17	at Robert Morris	61-53-82	59-26-20	11-25-39	89-29-17 (28)		5-9	2-16	27-10	35-31



MAIN ENTRANCE



CENTER ICE



THE MULLETT FAMILY & HOCKEY TEAM



SOLDOUT MULLETT ARENA - 5,153 FANS



BREAKING GROUND

- On Wednesday, Dec. 16, 2020, Arizona State University and Sun Devil Athletics announced all required approvals have been received for the commencement of construction on a new Multi-Purpose Arena, which will host university and community events and serve as the future home for Sun Devil men's ice hockey and wrestling. This project continues the development of the Novus Innovation Corridor, and will be sited south of Rio Salado Parkway on the east side of Packard Drive, immediately north of the existing Packard Drive Parking Structure.
- Construction began in January 2021 and received its certificate of occupancy on Friday, September 30, 2022.
- Over 8,000 square feet is set aside for a ASU state-of-the-art ASU locker room, weight room, lounge and coaches' offices on the north side of the arena. Eight additional locker rooms are accounted for on the west side of the arena between the main arena and community ice sheet that can be utilized for visiting teams, youth programs, ASU club programs, and live events.
- On February 14, 2022, ASU and the NHL's Arizona Coyotes formed the first agreement of its kind between a college and NHL team in 100 years. The last time an NCAA college team and an NHL team shared an arena was the Boston Bruins and Boston University from 1924-28 at Boston Arena, now known as Matthews Arena. Other improvements will now be made, at the Coyotes' expense, to prepare the arena to temporarily house Coyotes home games. These improvements include constructing coaches' rooms, equipment rooms, technology and other aspects of the new ASU arena according to NHL standards. The added cost is up to \$30 million, which will be paid in advance by the Coyotes.
- The 5,000-seat venue is managed and operated by Oak View Group, SCI Architects have designed the arena, while Mortenson Construction will serve as the design builder.
- The second full-size ice sheet will also be accessible to students, the community and youth hockey programs at every level, providing an additional public sheet to one of the fastest-growing states for youth hockey participation in the country.
- The seating configuration for Mullett Arena includes 20 luxury suites, two group suites, a large club lounge and event-level premium club seats. The club lounge will consist of a Center Ice Club on the main concourse that runs along center ice and can host up to 500 fans. On the 300-level, a social deck will run the length of the east side of the venue, providing an open-air, aerial view of the arena where fans can interact while still experiencing exceptional sightlines to the competition. The arena would also be able to serve as a backup for sports played on hardwood, such as volleyball.
- A 942-seat student section occupies the entire west side of the venue to provide an enhanced gameday experience for ASU students.


2023-24 TV ROSTER



**BRANDON
TABAKIN**
D|5-10|175|L|GR.



**TY
MURCHISON**
D|6-2|210|L|JR.




**ANTHONY
DOWD**
D|5-7|152|R|FR.




**TUCKER
NESS**
D|6-3|227|R|SO.




**BENJI
ECKERLE**
F|5-10|185|L|SR.




**CADE
ALAMI**
D|6-7|212|R|JR.



**TY
JACKSON**
F|5-10|170|R|SR.



**DYLAN
JACKSON**
F|5-8|170|L|SR.




**ETHAN
SZMAGAJ**
D|6-0|198|R|JR.



**MATTHEW
ROMER**
F|5-11|170|R|FR.




**DAVID
HYMOVITCH**
F|6-0|176|R|FR.



**JACKSON
NIEDERMAYER**
F|6-0|198|L|JR.



**ALEX
YOUNG**
F|5-11|185|R|FR.




**JOSH
NEIDERMAYER**
D|6-0|201|L|FR.



**KYLE
SMOLEN**
F|5-11|170|R|FR.



**BRIAN
CHAMBERS**
F|6-1|190|R|GR.




**TIM
LOVELL**
D|5-10|161|L|SR.



**MATTHEW
KOPPERUD**
F|6-1|190|L|SR.



**COLE
GORDON**
F|6-2|210|L|FR.



**GIBSON
HOMER**
G|6-5|209|L|SO.




**TJ
SEMPTIMPHELTER**
G|6-1|190|L|JR.




**RYAN
O'REILLY**
F|6-3|215|R|SR.




**COLE
HELM**
F|5-11|192|L|FR.




**RYAN
ALEXANDER**
F|5-10|180|L|SO.



**TYLER
GRATTON**
F|6-2|200|L|GR.



**LUKAS
SILLINGER**
F|5-10|172|L|SR.



**CHARLIE
SCHOEN**
F|5-10|165|R|SO.



**TONY
ACHILLE**
F|6-0|174|L|FR.

2023-24 TEAM STATISTICS



2023-24 Arizona St. Men's Ice Hockey
Overall Team Statistics
All games

Page 1/2
as of Dec 20, 2023

Team statistics

	ASU	OPP
SHOT STATISTICS		
Goals-Shot attempts	69-655	49-579
Shot pct.	.105	.085
Goals/Game	3.45	2.45
Shots/Game	32.75	28.95
Assists	119	87
POWER PLAYS		
Goals-Power Plays	25-88	13-76
Conversion Percent	.284	.171
Shot Attempts	127	90
Shot Percent	.197	.144
SHORT-HANDED		
Goals-Shot attempts	2-13	2-23
Shot Percent	.154	.087
GOAL BREAKDOWN		
Total Goals	69	49
Power Play	25	13
Short-handed	2	2
Empty net	3	2
Penalty	0	0
Unassisted	5	2
Overtime	4	1
Delayed Penalty	0	0
Game winning	13	3
First Goal	12	6
Game Tying Goal	2	2
Extra Attacker	0	1
BLOCKS		
Blocks	238	211
Blocks/Game	11.90	10.55
PENALTIES		
Number	91	105
Minutes	207	254
Penalties/Game	4.55	5.25
Penalty minutes/Game	10.35	12.70
Minor	86	97
Major	3	4
10-minute Misconduct	1	1
Game Misconduct	1	3
Gross Misconduct	0	0
Match	0	0
FACEOFFS (W-L)		
Faceoff W-L pct.	.504	.496
SHOOTOUTS (Made-Att)		
	5-15	1-16
ATTENDANCE		
Total	65770	12303
Dates/Avg Per Date	14/4698	6/2051
Neutral Site #/Avg	0/0	-

Goals by Periods

Team	1st	2nd	3rd	OT	TOTAL
ASU	12	31	22	4	69
Opponents	12	20	16	1	49

Shots by Periods

Team	1st	2nd	3rd	OT	TOTAL
ASU	218	219	194	24	655
Opponents	180	185	195	19	579

Saves by Periods

Team	1st	2nd	3rd	OT	TOTAL
ASU	168	165	179	18	530
Opponents	206	188	172	20	586

2023-24 Arizona St. Men's Ice Hockey
Game-by-Game Goals-Assists-Points
All games

2023-24 INDIVIDUAL GAME-BY-GAME STATISTICS

Opponent	Date	Score	2	5	9	10	11	13	14	15	16	17	20
Merri	10/13/2023	1-0	Wot	0-0-0	0-0-0	0-0-0	0-0-0	DNP	DNP	0-0-0	0-0-0	DNP	0-0-0
Merri	10/14/2023	4-2	W	0-0-0	0-0-0	0-0-0	0-1-1	DNP	DNP	0-0-0	0-0-0	DNP	0-0-0
NMU	10/20/2023	3-2	W	0-0-0	0-0-0	0-0-0	0-1-1	DNP	0-0-0	0-0-0	0-0-0	DNP	0-1-1
NMU	10/21/2023	5-1	W	0-0-0	0-0-0	0-2-2	DNP	DNP	0-0-0	1-0-1	0-0-0	DNP	0-0-0
at Miami	10/27/2023	4-5	Lot	0-0-0	0-0-0	0-1-1	DNP	DNP	1-1-2	0-2-2	0-0-0	DNP	0-0-0
at Miami	10/28/2023	1-1	ot	0-0-0	0-0-0	0-0-0	0-0-0	DNP	0-0-0	0-1-1	0-0-0	DNP	0-0-0
STO	11/03/2023	5-4	Wot	0-1-1	1-2-3	0-1-1	0-1-1	DNP	0-0-0	0-0-0	0-1-1	DNP	DNP
STO	11/04/2023	3-2	W	0-0-0	0-1-1	0-0-0	DNP	0-0-0	0-0-0	0-0-0	0-0-0	0-0-0	0-0-0
Denver	11/10/2023	6-5	Wot	0-1-1	0-0-0	0-1-1	0-0-0	0-0-0	1-2-3	3-0-3	0-0-0	DNP	DNP
Denver	11/11/2023	4-8	L	0-1-1	0-0-0	0-0-0	0-0-0	0-0-0	0-1-1	0-0-0	0-0-0	DNP	DNP
UAA	11/17/2023	4-3	W	0-1-1	0-0-0	DNP	DNP	0-0-0	1-0-1	0-1-1	0-0-0	DNP	DNP
UAA	11/19/2023	3-0	W	1-0-1	0-0-0	DNP	0-0-0	0-1-1	0-0-0	1-0-1	0-0-0	DNP	0-0-0
PROV	11/24/2023	4-3	Wot	DNP	0-0-0	0-0-0	DNP	0-0-0	0-1-1	0-0-0	0-0-0	DNP	0-0-0
PROV	11/26/2023	1-2	L	DNP	0-0-0	0-0-0	DNP	0-0-0	0-0-0	1-0-1	0-0-0	DNP	0-0-0
at CC	12/01/2023	2-2	ot	0-0-0	0-0-0	0-1-1	DNP	0-0-0	0-0-0	0-0-0	0-0-0	0-1-1	0-0-0
at CC	12/02/2023	2-0	W	0-0-0	0-0-0	0-0-0	DNP	0-0-0	0-1-1	DNP	0-1-1	0-0-0	0-0-0
Dart	12/08/2023	4-4	ot	0-0-0	0-0-0	0-0-0	DNP	0-0-0	DNP	DNP	0-0-0	DNP	0-0-0
Dart	12/09/2023	1-1	ot	0-0-0	0-0-0	0-0-0	0-1-1	DNP	DNP	DNP	0-0-0	DNP	0-1-1
at RM	12/16/2023	4-1	W	0-0-0	0-0-0	0-0-0	0-1-1	DNP	DNP	DNP	0-0-0	DNP	0-0-0
at RM	12/17/2023	8-3	W	0-0-0	1-0-1	2-1-3	0-0-0	0-0-0	DNP	DNP	0-1-1	0-0-0	0-0-0
Opponent	Date	Score	21	24	25	26	27	28	29	31	35	39	43
Merri	10/13/2023	1-0	Wot	0-0-0	0-0-0	0-1-1	0-1-1	1-0-1	0-0-0	DNP	0-0-0	0-0-0	DNP
Merri	10/14/2023	4-2	W	1-0-1	0-0-0	0-2-2	0-1-1	1-1-2	0-0-0	DNP	0-0-0	1-0-1	DNP
NMU	10/20/2023	3-2	W	0-0-0	0-0-0	0-0-0	1-1-2	0-0-0	DNP	DNP	0-0-0	0-1-1	DNP
NMU	10/21/2023	5-1	W	1-1-2	0-1-1	0-1-1	0-0-0	1-0-1	DNP	DNP	0-0-0	0-1-1	DNP
at Miami	10/27/2023	4-5	Lot	1-0-1	0-0-0	0-0-0	0-0-0	0-0-0	DNP	DNP	0-0-0	0-0-0	DNP
at Miami	10/28/2023	1-1	ot	0-0-0	0-0-0	0-0-0	0-0-0	0-0-0	DNP	0-0-0	DNP	0-0-0	DNP
STO	11/03/2023	5-4	Wot	0-0-0	0-0-0	1-2-3	DNP	1-1-2	0-0-0	0-0-0	DNP	1-0-1	0-0-0
STO	11/04/2023	3-2	W	0-0-0	0-0-0	0-1-1	DNP	1-1-2	1-0-1	0-0-0	DNP	0-0-0	DNP
Denver	11/10/2023	6-5	Wot	0-0-0	0-0-0	0-0-0	0-1-1	1-1-2	0-0-0	0-0-0	DNP	0-0-0	DNP
Denver	11/11/2023	4-8	L	0-0-0	0-0-0	0-0-0	0-1-1	1-1-2	0-0-0	0-0-0	DNP	0-0-0	DNP
UAA	11/17/2023	4-3	W	0-1-1	0-0-0	0-0-0	1-1-2	1-0-1	0-0-0	DNP	0-0-0	0-0-0	DNP
UAA	11/19/2023	3-0	W	0-0-0	DNP	0-0-0	0-1-1	0-1-1	DNP	DNP	0-0-0	0-0-0	0-0-0
PROV	11/24/2023	4-3	Wot	2-0-2	0-0-0	0-1-1	0-1-1	0-1-1	DNP	DNP	0-0-0	0-0-0	DNP
PROV	11/26/2023	1-2	L	0-0-0	0-0-0	0-0-0	0-1-1	0-1-1	DNP	DNP	0-0-0	0-0-0	DNP
at CC	12/01/2023	2-2	ot	0-0-0	0-1-1	0-0-0	0-0-0	0-0-0	0-0-0	DNP	0-0-0	DNP	DNP
at CC	12/02/2023	2-0	W	1-0-1	0-0-0	0-0-0	0-1-1	0-0-0	0-0-0	DNP	0-0-0	0-0-0	DNP
Dart	12/08/2023	4-4	ot	0-0-0	0-0-0	0-0-0	0-1-1	1-0-1	1-0-1	DNP	0-0-0	0-0-0	DNP
Dart	12/09/2023	1-1	ot	0-0-0	0-0-0	1-0-1	0-0-0	0-0-0	0-0-0	0-0-0	DNP	0-0-0	0-0-0
at RM	12/16/2023	4-1	W	0-0-0	0-0-0	0-1-1	0-2-2	2-0-2	0-0-0	DNP	0-0-0	0-0-0	0-0-0
at RM	12/17/2023	8-3	W	DNP	DNP	0-0-0	0-4-4	1-2-3	0-0-0	DNP	0-0-0	0-0-0	DNP



2023-24 INDIVIDUAL GAME-BY-GAME STATISTICS



2023-24 Arizona St. Men's Ice Hockey
Game-by-Game Goals-Assists-Points
All games

Page 2/2
as of Dec 20, 2023

Opponent	Date	Score	53 ALEXANDER	59 GRATTON, TY	61 SILLINGER	82 SCHOEN, CHA	89 ACHILLE, TO
Merri	10/13/2023	1-0 Wot	0-0-0	0-0-0	0-0-0	0-0-0	DNP
Merri	10/14/2023	4-2 W	0-0-0	0-1-1	1-1-2	0-0-0	DNP
NMU	10/20/2023	3-2 W	0-0-0	1-0-1	0-1-1	0-1-1	DNP
NMU	10/21/2023	5-1 W	0-0-0	0-1-1	0-1-1	1-1-2	DNP
at Miami	10/27/2023	4-5 Lot	0-0-0	0-0-0	1-0-1	0-2-2	DNP
at Miami	10/28/2023	1-1 ot	0-0-0	0-0-0	1-0-1	0-0-0	DNP
STO	11/03/2023	5-4 Wot	DNP	1-0-1	0-1-1	0-0-0	DNP
STO	11/04/2023	3-2 W	0-0-0	1-1-2	0-0-0	DNP	DNP
Denver	11/10/2023	6-5 Wot	DNP	1-0-1	1-2-3	0-1-1	DNP
Denver	11/11/2023	4-8 L	DNP	1-0-1	1-1-2	0-1-1	DNP
UAA	11/17/2023	4-3 W	0-0-0	0-0-0	0-3-3	1-0-1	DNP
UAA	11/19/2023	3-0 W	1-1-2	0-0-0	0-1-1	0-0-0	DNP
PROV	11/24/2023	4-3 Wot	0-0-0	1-0-1	0-1-1	0-0-0	DNP
PROV	11/26/2023	1-2 L	0-0-0	0-0-0	0-0-0	0-0-0	DNP
at CC	12/01/2023	2-2 ot	0-0-0	1-0-1	0-0-0	DNP	DNP
at CC	12/02/2023	2-0 W	1-0-1	0-0-0	0-0-0	DNP	DNP
Dart	12/08/2023	4-4 ot	0-0-0	1-1-2	0-2-2	0-0-0	DNP
Dart	12/09/2023	1-1 ot	0-0-0	0-0-0	0-0-0	DNP	0-0-0
at RM	12/16/2023	4-1 W	0-0-0	0-0-0	0-2-2	DNP	0-0-0
at RM	12/17/2023	8-3 W	0-2-2	3-0-3	1-4-5	0-1-1	0-0-0

2023-24 INDIVIDUAL STATISTICS



2023-24 Arizona St. Men's Ice Hockey
Overall Individual Statistics
All games

Page 1/2
as of Dec 20, 2023

Game Records

Overall	Conference	Home	Away	Neutral
13 - 3 - 4	0 - 0 - 0	10 - 2 - 2	3 - 1 - 2	0 - 0 - 0

		Shots							Penalties				Goals										
#	Player	GP	G	A	PTS	SH	SH%	+/-	PEN-MIN	MIN	MAJ	OTH	PP	SH	FG	GW	GT	OT	HT	PN	UA	BLK	
61	Sillinger, Lukas	20	6	20	26	53	.113	0	2-4	2	0	0	2	0	1	0	1	0	0	0	0	8	
27	Lovell, Tim	18	3	18	21	23	.130	+3	6-12	6	0	0	1	0	0	0	0	0	0	0	0	16	
28	Kopperud, Matthew	20	11	9	20	70	.157	-3	3-6	3	0	0	9	0	3	6	0	1	0	0	0	4	
59	Gratton, Tyler	20	11	4	15	48	.229	0	5-10	5	0	0	6	0	0	2	0	1	1	0	0	19	
9	Dowd, Anthony	19	3	9	12	32	.094	+1	4-8	4	0	0	0	0	0	1	0	1	0	0	0	11	
15	Jackson, Dylan	15	7	4	11	43	.163	-1	5-18	4	0	1	4	0	0	1	0	1	1	0	1	3	
26	Chambers, Brian	20	2	9	11	32	.063	+6	6-12	6	0	0	0	0	0	0	0	0	0	0	0	16	
11	Eckerle, Benji	17	3	7	10	33	.091	+6	4-8	4	0	0	0	0	0	0	1	0	0	0	1	13	
82	Schoen, Charlie	15	2	7	9	19	.105	-2	2-4	2	0	0	1	0	1	1	0	0	0	0	0	1	
21	Young, Alex	19	6	2	8	41	.146	-1	3-6	3	0	0	1	0	2	1	0	0	0	0	1	6	
14	Jackson, Ty	13	3	5	8	32	.094	0	5-10	5	0	0	1	0	3	0	0	0	0	0	0	1	
53	Alexander, Ryan	17	2	3	5	25	.080	+2	5-10	5	0	0	0	1	1	1	0	0	0	0	0	8	
25	Smolen, Kyle	19	2	3	5	16	.125	-4	4-11	3	1	0	0	0	0	0	0	0	0	0	0	10	
2	Tabakin, Brandon	18	1	4	5	32	.031	+15	2-4	2	0	0	0	0	0	0	0	0	0	0	0	19	
39	O'Reilly, Ryan	19	2	2	4	26	.077	+4	3-6	3	0	0	0	0	0	0	0	0	0	0	0	6	
20	Niedermayer, Jackson	15	1	3	4	27	.037	+3	2-4	2	0	0	0	0	0	0	0	0	0	0	0	4	
5	Murchison, Ty	20	2	1	3	23	.087	0	11-33	9	1	1	0	0	0	0	0	0	0	0	1	26	
16	Szmagaj, Ethan	20	0	3	3	30	.000	+1	5-10	5	0	0	0	0	0	0	0	0	0	0	0	44	
29	Gordon, Cole	13	2	0	2	18	.111	+2	3-9	2	1	0	0	1	1	0	0	0	0	0	1	5	
13	Alami, Cade	11	0	2	2	8	.000	-1	8-16	8	0	0	0	0	0	0	0	0	0	0	0	11	
24	Niedermayer, Josh	11	0	2	2	7	.000	+3	0-0	0	0	0	0	0	0	0	0	0	0	0	0	1	
17	Romer, Matthew	4	0	1	1	6	.000	+1	0-0	0	0	0	0	0	0	0	0	0	0	0	0	1	
10	Ness, Tucker	8	0	1	1	3	.000	-1	0-0	0	0	0	0	0	0	0	0	0	0	0	0	5	
89	Achille, Tony	3	0	0	0	6	.000	0	0-0	0	0	0	0	0	0	0	0	0	0	0	0	0	
43	Helm, Cole	4	0	0	0	2	.000	0	0-0	0	0	0	0	0	0	0	0	0	0	0	0	0	
31	Homer, Gibson	4	0	0	0	0	.000	0	0-0	0	0	0	0	0	0	0	0	0	0	0	0	0	
35	Semptimphelter, TJ	16	0	0	0	0	.000	0	1-2	1	0	0	0	0	0	0	0	0	0	0	0	0	
TM	TEAM	20	0	0	0	0	.000	0	2-4	0	0	0	0	0	0	0	0	0	0	0	0	0	
Totals		20	69	119	188	655	.105	+34	91-207	86	3	2	25	2	12	13	2	4	2	0	5	238	
Opponents		20	49	87	136	579	.085	-40	105-254	97	4	4	13	2	6	3	2	1	0	0	2	211	

# Player	GP-GS	Goal Average			Saves		Record				Goals Allowed				
		MINUTES	GA	AVG	SAVES	PCT	W	L	T	SHO	PP	SH	EN	PEN	SOG
31 Homer, Gibson	4-4	253:01	8	1.90	92	.920	2	0	2	0	3	0	0	0	1
35 Semptimphelter, TJ	16-16	976:24	39	2.40	438	.918	11	3	2	3	10	2	2	0	0
TM EMPTY NET	-	03:44	2	32.14	0	.000	0	0	0	0	0	0	0	0	0
Totals	20	1233:09	49	2.38	530	.915	13	3	4	3	13	2	2	0	1
Opponents	20	1233:09	69	3.36	586	.895	3	13	4	0	25	2	3	0	5



2023-24 Arizona St. Men's Ice Hockey
Category Leaders
All games

Page 1/2
as of Dec 20, 2023

Points

#	Player	GP	G	A	PTS	SH
61	Sillinger, Lukas	20	6	20	26	53
27	Lovell, Tim	18	3	18	21	23
28	Kopperud, Matthew	20	11	9	20	70
59	Gratton, Tyler	20	11	4	15	48
9	Dowd, Anthony	19	3	9	12	32
15	Jackson, Dylan	15	7	4	11	43
26	Chambers, Brian	20	2	9	11	32
11	Eckerle, Benji	17	3	7	10	33
82	Schoen, Charlie	15	2	7	9	19
21	Young, Alex	19	6	2	8	41

Assists

#	Player	GP	G	A	PTS	SH
61	Sillinger, Lukas	20	6	20	26	53
27	Lovell, Tim	18	3	18	21	23
28	Kopperud, Matthew	20	11	9	20	70
26	Chambers, Brian	20	2	9	11	32
9	Dowd, Anthony	19	3	9	12	32
11	Eckerle, Benji	17	3	7	10	33
82	Schoen, Charlie	15	2	7	9	19
14	Jackson, Ty	13	3	5	8	32
15	Jackson, Dylan	15	7	4	11	43
59	Gratton, Tyler	20	11	4	15	48

Goals

#	Player	GP	G	A	PTS	SH
28	Kopperud, Matthew	20	11	9	20	70
59	Gratton, Tyler	20	11	4	15	48
15	Jackson, Dylan	15	7	4	11	43
61	Sillinger, Lukas	20	6	20	26	53
21	Young, Alex	19	6	2	8	41
11	Eckerle, Benji	17	3	7	10	33
27	Lovell, Tim	18	3	18	21	23
14	Jackson, Ty	13	3	5	8	32
9	Dowd, Anthony	19	3	9	12	32
39	O'Reilly, Ryan	19	2	2	4	26

Shots

#	Player	GP	G	A	PTS	SH	SH%
28	Kopperud, Matthew	20	11	9	20	70	.157
61	Sillinger, Lukas	20	6	20	26	53	.113
59	Gratton, Tyler	20	11	4	15	48	.229
15	Jackson, Dylan	15	7	4	11	43	.163
21	Young, Alex	19	6	2	8	41	.146
11	Eckerle, Benji	17	3	7	10	33	.091
26	Chambers, Brian	20	2	9	11	32	.063
14	Jackson, Ty	13	3	5	8	32	.094
2	Tabakin, Brandon	18	1	4	5	32	.031
9	Dowd, Anthony	19	3	9	12	32	.094

Power-Play Goals

#	Player	GP	PPG
28	Kopperud, Matthew	20	9
59	Gratton, Tyler	20	6
15	Jackson, Dylan	15	4
61	Sillinger, Lukas	20	2
27	Lovell, Tim	18	1
21	Young, Alex	19	1
14	Jackson, Ty	13	1
82	Schoen, Charlie	15	1

Shot Pct.

#	Player	GP	G	A	PTS	SH	SH%
59	Gratton, Tyler	20	11	4	15	48	.229
15	Jackson, Dylan	15	7	4	11	43	.163
28	Kopperud, Matthew	20	11	9	20	70	.157
21	Young, Alex	19	6	2	8	41	.146
27	Lovell, Tim	18	3	18	21	23	.130
25	Smolen, Kyle	19	2	3	5	16	.125
61	Sillinger, Lukas	20	6	20	26	53	.113
29	Gordon, Cole	13	2	0	2	18	.111
82	Schoen, Charlie	15	2	7	9	19	.105
14	Jackson, Ty	13	3	5	8	32	.094



2023-24 Arizona St. Men's Ice Hockey
Category Leaders
All games

Page 2/2
as of Dec 20, 2023

Short-Handed Goals

#	Player	GP	SHG
53	Alexander, Ryan	17	1
29	Gordon, Cole	13	1

Penalties

#	Player	GP	PEN	MIN
5	Murchison, Ty	20	11	33
13	Alami, Cade	11	8	16
27	Lovell, Tim	18	6	12
26	Chambers, Brian	20	6	12
15	Jackson, Dylan	15	5	18
14	Jackson, Ty	13	5	10
59	Gratton, Tyler	20	5	10
16	Szmagaj, Ethan	20	5	10
53	Alexander, Ryan	17	5	10
11	Eckerle, Benji	17	4	8

Game-Winning Goals

#	Player	GP	GWG
28	Kopperud, Matthew	20	6
59	Gratton, Tyler	20	2
21	Young, Alex	19	1
15	Jackson, Dylan	15	1
53	Alexander, Ryan	17	1
82	Schoen, Charlie	15	1
9	Dowd, Anthony	19	1

Penalty Minutes

#	Player	GP	PEN	MIN
5	Murchison, Ty	20	11	33
15	Jackson, Dylan	15	5	18
13	Alami, Cade	11	8	16
27	Lovell, Tim	18	6	12
26	Chambers, Brian	20	6	12
25	Smolen, Kyle	19	4	11
14	Jackson, Ty	13	5	10
59	Gratton, Tyler	20	5	10
16	Szmagaj, Ethan	20	5	10
53	Alexander, Ryan	17	5	10

Plus/Minus

#	Player	GP	+/-
2	Tabakin, Brandon	18	+15
11	Eckerle, Benji	17	+6
26	Chambers, Brian	20	+6
39	O'Reilly, Ryan	19	+4
27	Lovell, Tim	18	+3
20	Niedermayer, Jackson	15	+3
24	Niedermayer, Josh	11	+3
53	Alexander, Ryan	17	+2
29	Gordon, Cole	13	+2
16	Szmagaj, Ethan	20	+1



2023-24 Arizona St. Men's Ice Hockey
Game Results
All games

Page 1/1
as of Dec 20, 2023

Team Results

Date	Opponent		Score	Shots	Overall	Conf	Time	Att.	Goalie of record
10/13/2023	Merrimack	Wot	1-0	31/31	1-0-0	0-0-0	3:28	4680	SEMPTIMPHELTER, TJ
10/14/2023	Merrimack	W	4-2	31/32	2-0-0	0-0-0	2:58	4569	SEMPTIMPHELTER, TJ
10/20/2023	Northern Mich.	W	3-2	31/25	3-0-0	0-0-0	2:38	4495	SEMPTIMPHELTER, TJ
10/21/2023	Northern Mich.	W	5-1	33/17	4-0-0	0-0-0	2:47	4357	SEMPTIMPHELTER, TJ
10/27/2023	at Miami (OH)	Lot	4-5	34/33	4-1-0	0-0-0	2:48	1818	SEMPTIMPHELTER, TJ
10/28/2023	at Miami (OH)	Tot	1-1	30/24	4-1-1	0-0-0	18:03	1908	HOMER, Gibson
11/03/2023	Stonehill	Wot	5-4	36/30	5-1-1	0-0-0	2:54	4444	HOMER, Gibson
11/04/2023	Stonehill	W	3-2	46/25	6-1-1	0-0-0	2:37	4487	HOMER, Gibson
11/10/2023	Denver	Wot	6-5	25/40	7-1-1	0-0-0	2:58	5102	SEMPTIMPHELTER, TJ
11/11/2023	Denver	L	4-8	33/28	7-2-1	0-0-0	2:57	4996	SEMPTIMPHELTER, TJ
11/17/2023	Alas. Anchorage	W	4-3	35/28	8-2-1	0-0-0	2:40	4774	SEMPTIMPHELTER, TJ
11/19/2023	Alas. Anchorage	W	3-0	34/21	9-2-1	0-0-0	2:39	4632	SEMPTIMPHELTER, TJ
11/24/2023	Providence	Wot	4-3	26/41	10-2-1	0-0-0	3:03	4990	SEMPTIMPHELTER, TJ
11/26/2023	Providence	L	1-2	20/34	10-3-1	0-0-0	2:44	4626	SEMPTIMPHELTER, TJ
12/01/2023	at Colorado Col.	Tot	2-2	36/34	10-3-2	0-0-0	3:05	3519	SEMPTIMPHELTER, TJ
12/02/2023	at Colorado Col.	W	2-0	14/38	11-3-2	0-0-0	2:23	3463	SEMPTIMPHELTER, TJ
12/08/2023	Dartmouth	Tot	4-4	25/24	11-3-3	0-0-0	2:57	4781	SEMPTIMPHELTER, TJ
12/09/2023	Dartmouth	Tot	1-1	36/21	11-3-4	0-0-0	2:53	4837	HOMER, Gibson
12/16/2023	at Robert Morris	W	4-1	43/26	12-3-4	0-0-0	2:28	863	SEMPTIMPHELTER, TJ
12/17/2023	at Robert Morris	W	8-3	56/27	13-3-4	0-0-0	2:29	732	SEMPTIMPHELTER, TJ

Team Record	W-L-T	Attendance	Dates	Total	Avg.
Overall:	13-3-4	Total:	20	78073	3904
Conference:	0-0-0	Home:	14	65770	4698
Home:	10-2-2	Away:	6	12303	2051
Away:	3-1-2	Neutral:	0	0	0
Neutral:	0-0-0				
Overtime:	4-1-4				