

# ARKANSAS STATE MEN'S GOLF

MAY 29TH - JUNE 3RD



2026  
TICKET  
PUNCHED

SECTION 5 ROW 29 SEAT 26



# COACH MIKE HAGEN

## 2026 SBC COACH OF THE YEAR



**3 TIME SBC  
COACH OF THE YEAR**  
2016 | 2024 | 2026


**3 SBC  
CHAMPIONSHIPS**  
2019 | 2024 | 2026

**FIRST NCAA  
CHAMPIONSHIP APPEARANCE  
IN PROGRAM HISTORY**



# ARKANSAS STATE MEN'S GOLF

2026 NCAA CHAMPIONSHIP | MAY 29-JUNE 3 | CARLSBAD, CALIF. | OMNI LA COSTA RESORT & SPA



## FORE PLEASE

**Event:** NCAA Championship

**Dates:** May 29 - June 3

**Site:** Carlsbad, Calif.

**Course:** Omni La Costa Resort & Spa

**Par:** 72

**Yardage:** 7,528

**Format:** Play five, count four / 54 holes of stroke play, additional 18 holes of stroke play for top 15 teams / Top eight after 72 holes of stroke play to match play quarterfinals.

**Live Scoring:** Scoreboard.Clippd.com

**Watch:** BabygrandeGolf (May 29-June 1) Golf Channel (June 1-3)

## THE FIELD

30 Teams (*Official NCAA Ranking*)

+ 6 Individuals

Auburn (1), Florida (2), Texas (3), Virginia (4), Oklahoma State (5), Arkansas (6), LSU (7), Ole Miss (9), North Carolina (10), Vanderbilt (11), Arizona (12), Arizona State (13), Pepperdine (14), Stanford (15), Oklahoma (16), Tennessee (18), Texas A&M (20), BYU (22), Georgia (23), Florida State (26), USC (28), Duke (29), UCLA (30), Louisville (33), Mississippi State (37), **Arkansas State (39)**, Purdue (40), San Diego (42), Chattanooga (56), Memphis (57)

## ABOUT ARKANSAS STATE

**NCAA Championship Appearances:** 1st

**NCAA Regional Appearances:** 8

**Location:** Jonesboro, Ark.

**Founded:** 1909

**Enrollment:** 16,145

**Nickname:** Red Wolves

**Colors:** Scarlet & Black

**Interim President:** Dr. Robin Myers

**Chancellor:** Dr. Todd Shields

**VC of Intercollegiate Athletics:** Chris Pezman

## NEXT ON THE TEE

Player Lineup Spot

First Round Tee Time (PT)



*Thomas Schmidt* <sup>1</sup> 8:31 AM

**Season Stroke Average:** 69.21 (-2.49 / -82 | 33 Rds)

**Career Stroke Average:** 70.85 (-0.89 / -118 | 132 Rds)

**Career Low Round:** 63 | 2025-26 Colorado Invitational



*Jake Wallis* <sup>2</sup> 8:20 AM

**Season Stroke Average:** 70.52 (-1.49 / -49 | 33 Rds)

**Career Stroke Average:** 71.14 (-0.81 / -51 | 63 Rds)

**Career Low Round:** 63 | 2024-25 Golfweek Fall Challenge



*Milan Reed* <sup>3</sup> 8:09 AM

**Season Stroke Average:** 71.55 (-0.30 / -10 | 33 Rds)

**Career Stroke Average:** 72.18 (0.32 / +18 | 57 Rds)

**Career Low Round:** 62 | 2025-26 Bubba Barnett Intercollegiate



*Cole Kirby* <sup>4</sup> 7:58 AM

**Season Stroke Average:** 72.67 (0.67 / +16 | 24 Rds)

**Career Stroke Average:** 73.47 (1.56 / +56 | 36 Rds)

**Career Low Round:** 65 2025-26 NCAA Marana Regional



*Jake Lile* <sup>5</sup> 7:47 AM

**Season Stroke Average:** 72.27 (0.27 / +9 | 33 Rds)

**Career Stroke Average:** 72.25 (0.40 / +32 | 81 Rds)

**Career Low Round:** 64 2025-26 NCAA Marana Regional




*Viggo Hed* Alternate

**Season Stroke Average:** 74.00 (2.14 / +45 | 21 Rds)

**Career Stroke Average:** 73.17 (1.36 / +64 | 47 Rds)

**Career Low Round:** 66 2024-25 Grover Page Classic



HOSTED BY  
UNIVERSITY OF TEXAS AT AUSTIN  
CARLSBAD, CA

# Arkansas State Red Wolves



Thomas Schmidt




Jake Wallis




Milian Reed



Cole Kirby




Jake Lile



Viggo Hed

Name	Ht.	Cl.	Hometown	Major	Pronunciation
Viggo Hed*	6-4	So.	Halmstad, Sweden	Sport Management	Vee-go Head
Cole Kirby	6-2	So.	Jonesboro, Ark.	Agricultural Business	
Jake Lile	5-11	Jr.	The Woodlands, Texas	Finance	
Milian Reed	5-9	Jr.	Briston, England	Sport Management	Muh-lawn
Thomas Schmidt	6-0	Sr.	Gelsenkirchen, Germany	Sport Management	
Jake Wallis	6-0	So.	Leeds, England	Sport Management	

\*Alternate Player



**Mike Hagen**  
**Head Coach**

11th Season  
Northern Iowa, 2002  
Western Illinois, 2004

NCAA Championship Notes	
<b>2026 Regional - Finish</b>	
Marana Regional - T4	
<b>Championship Years - (Best Finish)</b>	
First Appearance	
<b>Years Participated in NCAA Championship Finals</b>	
N/A	
<b>NCAA Individual Champions</b>	
N/A	



# MIKE HAGEN HEAD COACH

## TEE TO GREEN

- 1** NCAA Championships Appearance (2026)
- 3** Sun Belt Conference Championships (2019, 2024, 2026)
- 3** Sun Belt Conference Coach of the Year honors (2016, 2024, 2026)
- 4** NCAA Regional Appearances (2019, 2021, 2024, 2026)
- 4** Sun Belt Conference Player of the Year Recipients (2021, 2024, 2025, 2026)
- 10** consecutive SBC Championships as top four seed
- 11** consecutive seasons finishing inside top 100 nationally
- 25** Individual Medalists in tenure at A-State
- 29** All-Sun Belt Conference Players
- 29** GCAA All-America Scholars
- 31** Tournament Championships in tenure at A-State
- 2014** NJCAA Golf Hall of Fame Inductee
- 2019** GCAA Hall of Fame Inductee
- 2025** NJCAA Coaches Legacy Award

## COACHING EXPERIENCE

### By The Numbers

Record at A-State: 1,128-421-25 (.725)  
Overall Record: 2,167-566-25 (.790)

### Arkansas State

Head Coach (2015-present)

### Indian Hills Community College

Head Coach (2005-15)

### Ashford University

Head Coach

## PLAYING EXPERIENCE

### Iowa Lakes Community College

1998-99

### Iowa Lakes Community College

Two-time NJCAA Regional Qualifier (1998-99)

Mike Hagen is in his 11th season as head men's golf coach at Arkansas State University in 2026, after taking the helm on July 10, 2015. Under his leadership, the Red Wolves have experienced a historic resurgence, transforming into one of the nation's premier mid-major programs.

In May 2025, Hagen received a contract extension, affirming the university's commitment to the continued success and national profile of the program.

A highly decorated coach, Hagen was inducted into the NJCAA Golf Hall of Fame in 2014 and the Golf Coaches Association of America Hall of Fame in December 2019. In 2025, he received the NJCAA Coaches Legacy Award, recognizing him as one of the winningest coaches in NJCAA history.

Under Hagen's guidance, A-State has three conference titles (2018-19, 2023-24, 2025-26), made four appearances at the NCAA Regionals as a team (2019, 2021, 2024, 2026) and secured the first NCAA Championships appearance in 2026. A three-time Sun Belt Coach of the Year recipient, Hagen has coached Julien Sale (2020-21) and Thomas Schmidt (2023-24, 2024-25, 2025-26) to SBC Golfer of the Year accolades. Three players, Zan Luka Stirn (2016-17), Luka Naglic (2018-19) and Jake Wallis (2024-25), have been named the league's Freshman of the Year in Hagen's tenure and Stirn was also the Newcomer of the Year.

In total, Hagen has coached 29 All-Sun Belt Conference selections, second-most in the league since arriving in Jonesboro in 2015. Hagen also helped lead Jack Maxey to the individual conference title in 2025, A-State's second all-time conference individual champion and first since 1997.

In the final national rankings each of Hagen's 11 seasons, A-State has ranked inside the top 100 and among the top five in the league. The Red Wolves have been a top four seed in the Sun Belt Conference Championships for 10 consecutive seasons with no championship contested during the 2019-20 campaign due to the COVID-19 pandemic.

Hagen's teams have rewritten the program record book over his 11 seasons, including the program record low round, 36-hole and 54-hole totals. All 11 seasons comprise the top 10 single-season stroke averages for a team, including a record 281.58 average during the 2025-26 campaign. A-State has claimed an event title each of Hagen's 11 seasons, including multiple titles in six seasons, for a total of 31 since the 2015-16 season.

A defining chapter in program history was written in 2026 as Hagen guided the Red Wolves to their first NCAA Championships appearance. The 2026 Sun Belt Conference Champions turned in program record low 18-hole (-14), 36-hole (-21) and 54-hole (-24) totals in a regional to punch their ticket to the NCAA Championships. Individually, Jake Lile turned in a program record low NCAA Regional round of 8-under par 64, Cole Kirby had a 7-under par 65 and Jake Wallis had a 6-under par 66 to rewrite the regional record book for A-State players.

NCAA success for the program began under Hagen's leadership as Zan Luka Stirn's third-place individual finished - the highest in school history - occurred at the Noblesville Regional in 2021.

Player development has been a hallmark of Hagen's leadership. Stirn and Tanner Napier became the program's third and fourth all-time individual NCAA Regional qualifiers in 2017 and 2018, respectively. Julien Sale added a 25th-place finish at the 2019 NCAA Louisville Regional, the program's first top-25 regional individual finish. Schmidt and Maxey were individual qualifiers in 2025 and the 2026 appearance accounted for the eighth time in the last nine seasons with a postseason championship that the Red Wolves had team or individual representation.

Before joining A-State, he spent 10 years as head men's golf coach and athletics director at Indian Hills Community College (IHCC) in Ottumwa, Iowa, where he led the Warriors to four NJCAA national championships (2011, 2012, 2014, 2015). He also earned NJCAA National Coach of the Year honors each time the Warriors won the national championship.

While at IHCC, Hagen's teams won 62 tournaments—three at the NCAA Division I level—and eight District III Championships. He coached 19 NJCAA All-Americans, 12 Ping All-Americans, five Ping All-Freshman selections, and two Phil Mickelson Award winners. He was a three-time Dave Williams National Coach of the Year selection.

His coaching experience extends to the international stage, having helped lead collegiate Team USA in South Africa (2008) and the Czech Republic (2012). Before Indian Hills, he served as the men's and women's golf coach and an admissions representative at Ashford University in Clinton, Iowa.

A native of Davenport, Iowa, Hagen was a two-year letterman at Iowa Lakes Community College, where he helped his team to NJCAA regional appearances in both 1998 and 1999. He earned a bachelor's degree in physical education with a coaching emphasis from the University of Northern Iowa and a master's degree in athletic administration from Western Illinois University.

Hagen is a member of the National Golf Coaches Association and has served on numerous committees, including the Golf Coaches Poll, NJCAA All-American Selection Committee, Jack Nicklaus Award Committee, Phil Mickelson Award Committee, and the Jimmy Russell Selection Committee.

He and his wife Anne have one daughter, Marlee.


**2025-26 SCHEDULE & RESULTS**

DATE	EVENT	COURSE (SITE)	PAR	HOST	SCORES	+/-	PLACE
Sept. 8-9	Whirlwind Invitational	Whirlwind GC (Chandler, Ariz.)	72	USC	270-277-277=824	-40	2/12
Sept. 19-20	William H. Tucker Intercollegiate	UNM Championship Course (Albuquerque, N.M.)	72	New Mexico	291-282-292=865	+1	11/18
Sept. 29-30	Colorado Invitational	Colorado National GC (Erie, Colo.)	72	Colorado	275-270-277=822	-42	1/19
Oct. 6-7	Bubba Barnett Intercollegiate	RidgePointe CC (Jonesboro, Ark.)	72	Arkansas State	277-282-264=823	-41	1/12
Oct. 20-22	The Saint Mary's Invitational	Bayonet GC (Monterey, Calif.)	72	Saint Mary's	279-285-281=845	-19	1/16
March 15-17	Seminole Intercollegiate	Seminole Legacy GC (Tallahassee, Fla.)	72	Florida State	289-302-295=886	+22	4/21
March 23-24	Pay It Forward Collegiate	Wigwam Golf Club (Litchfield Park, Ariz.)	72	Minnesota	289-282-285=856	-8	4/17
March 31-April 1	Cowboy Classic	Ak-Chin Southern Dunes (Maricopa, Ariz.)	72	Wyoming	273-283-283=839	-25	2/25
April 13-14	A-State Spring Invitational	RidgePointe CC (Jonesboro, Ark.)	72	Arkansas State	277-279-283=839	-25	1/11
April 27-30	SBC Championship	Annandale GC (Madison, Miss.)	72	Sun Belt	284-287-282=853	-11	2/14
May 18-20	NCAA Regional	Marana, Ariz. (The Gallery Golf Club)	72	Arizona	281-274-285=840	-24	4/14

**TEAM STATISTICS**

	Rounds	Strokes	Team Avg.	Player Avg.	Birdies	Eagles	1st Rd	2nd Rd	3rd Rd
Fall	15	4,179	278.60	69.65	304	12	1,392 (278.40)	1,396 (279.20)	1,391 (278.20)
Spring	18	5,113	284.06	71.01	322	17	1,693 (282.17)	1,707 (284.50)	1,713 (285.50)
<b>Overall</b>	<b>33</b>	<b>9,292</b>	<b>281.58</b>	<b>70.39</b>	<b>626</b>	<b>29</b>	<b>3,085 (280.45)</b>	<b>3,103 (282.09)</b>	<b>3,104 (282.18)</b>

**INDIVIDUAL STATISTICS**

Player	Pct of Rounds Counted				Strokes	Avg.	Score vs Par	Low Rd	Par or Better	Aces	Eagles	Birdies	Pars	Best Rounds		
	Tourn	Rds	Cntd	Pct										18	36	54
Thomas Schmidt	11	33	33	100	2,284	69.21	-2.49 (-82)	63	27	0	9	151	352	63	127	194
Jake Wallis	11	33	26	.788	2,327	70.52	-1.49 (-49)	65	25	0	7	140	351	65	135	204
Milan Reed	11	33	26	.788	2,361	71.55	-0.30 (-10)	62	20	0	4	119	364	62	137	202
Chris Somerfield	6	18	9	.500	1,300	72.22	0.11 (+2)	68	9	0	2	55	202	68	138	206
Jake Lile	11	33	24	.727	2,385	72.27	0.27 (+9)	64	18	0	3	108	370	64	138	209
Cole Kirby	8	24	11	.458	1,744	72.67	0.67 (+16)	65	12	0	4	90	240	65	141	211
Niels Knudsen	2	6	0	.000	437	72.83	0.83 (+5)	69	3	0	0	23	57	69	140	214
Viggo Hed	8	21	2	.095	1,554	74.00	2.14 (+45)	68	7	0	1	68	193	68	143	211

**TOURNAMENT-BY-TOURNAMENT LINEUP**

Event	Lineup	Individuals/Alternate
Whirlwind Invitational	Schmidt, Wallis, Reed, Somerfield, Lile	Hed
William H. Tucker Intercollegiate	Schmidt, Wallis, Reed, Somerfield, Lile	Hed
Mark Simpson Colorado Invitational	Schmidt, Wallis, Somerfield, Lile, Reed	Hed
Bubba Barnett Intercollegiate	Schmidt, Wallis, Somerfield, Lile, Reed	Hed, Kirby, Knudsen
The Saint Mary's Invitational	Schmidt, Wallis, Reed, Lile, Somerfield	Kirby
Seminole Intercollegiate	Schmidt, Wallis, Reed, Lile, Hed	Kirby
Pay It Forward Collegiate	Schmidt, Wallis, Reed, Lile, Kirby	Hed
Cowboy Classic	Schmidt, Wallis, Reed, Lile, Kirby	-
A-State Spring Invitational	Schmidt, Wallis, Reed, Kirby, Lile	Hed, Somerfield, Knudsen
Sun Belt Championship	Schmidt, Wallis, Reed, Kirby, Lile	Hed
NCAA Marana Regional	Schmidt, Wallis, Reed, Kirby, Lile	Hed


**VIGGO HED**

Tournament	Score	To Par	Finish
Whirlwind Invitational <sup>IND</sup>	76-70-74=220	+4	T52/71
William H. Tucker Invitational <sup>IND</sup>	78-73-75=226	+10	T88/100
Les Fowler Colorado Invitational <sup>IND</sup>	71-72-68=211	-5	T2/38
Bubba Barnett Intercollegiate <sup>IND</sup>	72-73-81=226	+10	T45/72
Seminole Intercollegiate <sup>5</sup>	80-76-75=231	+15	T66/112
Pay It Forward Collegiate <sup>IND</sup>	75-70-69=214	-2	T18/96
A-State Spring Invitational <sup>IND</sup>	75-75-79=229	+13	T44/69
Sun Belt Championship <sup>ALT</sup>	-	-	-
NCAA Marana Regional <sup>ALT</sup>	-	-	-

**COLE KIRBY**

Tournament	Score	To Par	Finish
Bubba Barnett Intercollegiate <sup>IND</sup>	72-80-74=226	+10	T45/72
The Saint Mary's Invitational <sup>IND</sup>	75-77-75=227	+11	T73/92
Seminole Intercollegiate <sup>IND</sup>	72-74-73=219	+3	T14/112
Pay It Forward Collegiate <sup>5</sup>	73-69-72=214	-2	T18/96
Cowboy Classic <sup>5</sup>	66-77-72=215	-1	T33/128
A-State Spring Invitational <sup>4</sup>	68-73-70=211	-5	T2/69
Sun Belt Championship <sup>4</sup>	71-74-72=217	+1	T15/83
NCAA Marana Regional <sup>4</sup>	65-79-71=215	-1	T31/78

**NIELS KNUDSEN**

Tournament	Score	To Par	Finish
Bubba Barnett Intercollegiate <sup>IND</sup>	77-74-72=223	+7	T34/72
A-State Spring Invitational <sup>IND</sup>	71-69-74= 214	-2	T5/69

**JAKE LILE**

Tournament	Score	To Par	Finish
Whirlwind Invitational <sup>5</sup>	70-71-69=210	-6	T18/71
William H. Tucker Invitational <sup>5</sup>	73-73-75=221	+5	T71/100
Mark Simpson Colorado Invitational <sup>4</sup>	72-70-70=212	-4	T35/100
Bubba Barnett Intercollegiate <sup>4</sup>	70-72-69=211	-5	5/72
The Saint Mary's Invitational <sup>4</sup>	73-72-73=218	+2	T26/92
Seminole Intercollegiate <sup>4</sup>	75-78-77=230	+14	T58/112
Pay It Forward Collegiate <sup>4</sup>	72-78-69=219	+3	T37/96
Cowboy Classic <sup>4</sup>	71-75-73=219	+3	T60/128
A-State Spring Invitational <sup>5</sup>	70-68-75= 213	-3	4/69
Sun Belt Championship <sup>5</sup>	77-75-71=223	+7	T36/83
NCAA Marana Regional <sup>5</sup>	74-64-71=209	-7	T14/78

**MILAN REED**

Tournament	Score	To Par	Finish
Whirlwind Invitational <sup>3</sup>	68-69-72=209	-7	T16/71
William H. Tucker Invitational <sup>3</sup>	79-72-73=224	+8	T82/100
Mark Simpson Colorado Invitational <sup>IND</sup>	73-70-70=213	-3	T42/100
Bubba Barnett Intercollegiate <sup>5</sup>	69-71-62=202	-14	1/72
The Saint Mary's Invitational <sup>3</sup>	70-73-71=214	-2	T8/92
Seminole Intercollegiate <sup>3</sup>	72-75-74=221	+5	T19/112
Pay It Forward Collegiate <sup>3</sup>	71-73-76=220	+4	T41/96
Cowboy Classic <sup>3</sup>	69-71-71=211	-5	T12/128
A-State Spring Invitational <sup>3</sup>	73-72-70=215	-1	T9/69
Sun Belt Championship <sup>3</sup>	75-74-70=219	+3	T18/83
NCAA Marana Regional <sup>3</sup>	73-73-72=218	+2	T43/78

**THOMAS SCHMIDT**

Tournament	Score	To Par	Finish
Whirlwind Invitational <sup>1</sup>	68-68-70=206	-10	T8/71
William H. Tucker Invitational <sup>1</sup>	75-68-71=214	-2	T24/100
Mark Simpson Colorado Invitational <sup>1</sup>	64-63-67=194	-22	1/100
Bubba Barnett Intercollegiate <sup>1</sup>	66-72-65=203	-13	2/72
The Saint Mary's Invitational <sup>1</sup>	66-71-72=209	-7	2/92
Seminole Intercollegiate <sup>1</sup>	70-73-75=218	+2	T11/112
Pay It Forward Collegiate <sup>1</sup>	73-73-71=217	+1	T29/96
Cowboy Classic <sup>1</sup>	67-67-69=203	-13	1/128
A-State Spring Invitational <sup>1</sup>	69-66-75=210	-6	1/69
Sun Belt Championship <sup>1</sup>	70-70-69=209	-7	T3/83
NCAA Marana Regional <sup>1</sup>	69-71-71=211	-5	21/78

**CHRIS SOMERFIELD**

Tournament	Score	To Par	Finish
Whirlwind Invitational <sup>4</sup>	69-68-68=206	-10	T8/71
William H. Tucker Invitational <sup>4</sup>	75-71-75=221	+5	T71/100
Mark Simpson Colorado Invitational <sup>IND</sup>	71-70-70=211	-5	T27/100
Bubba Barnett Intercollegiate <sup>3</sup>	72-76-74=221	+5	T23/72
The Saint Mary's Invitational <sup>5</sup>	73-77-74=224	+8	T62/92
A-State Spring Invitational <sup>IND</sup>	68-75-74=217	+1	14/69

**JAKE WALLIS**

Tournament	Score	To Par	Finish
Whirlwind Invitational <sup>2</sup>	65-73-70=208	-8	T12/71
William H. Tucker Invitational <sup>2</sup>	68-71-73=212	-4	T15/100
Mark Simpson Colorado Invitational <sup>2</sup>	68-67-72=207	-9	T9/100
Bubba Barnett Intercollegiate <sup>2</sup>	72-67-68=207	-9	3/72
The Saint Mary's Invitational <sup>2</sup>	70-69-65=204	-12	1/92
Seminole Intercollegiate <sup>2</sup>	72-79-71=222	+6	T22/112
Pay It Forward Collegiate <sup>2</sup>	75-67-73=215	-1	T22/96
Cowboy Classic <sup>2</sup>	72-70-71=213	-3	T20/128
A-State Spring Invitational <sup>2</sup>	70-73-68=211	-5	T2/69
Sun Belt Championship <sup>2</sup>	68-69-72=209	-7	T3/83
NCAA Marana Regional <sup>2</sup>	80-66-73=219	+6	T49/78


**VIGGO HED**

Year	Tourn.	Rounds	Strokes	Avg.	Low Rd.	Par/-	Aces	Eagles	Birdies	Pars	Wins	Top 5	Top 10	Top 25	Best Rounds		
															18	36	54
2025-26	8	21	1,554	74.00	68	2.14 (+45)	0	1	68	193	0	1	1	2	68	143	211

**COLE KIRBY**

Year	Tourn.	Rounds	Strokes	Avg.	Low Rd.	Par/-	Aces	Eagles	Birdies	Pars	Wins	Top 5	Top 10	Top 25	Best Rounds		
															18	36	54
2024-25	4	12	901	75.08	69	3.33 (+40)	1	0	36	121	0	0	0	0	69	144	218
2025-26	8	24	1,744	72.67	65	0.67 (+16)	0	4	90	240	0	1	1	4	65	141	211
Totals	12	36	2,645	73.47	65	1.56 (+56)	1	4	126	361	0	1	1	4	65	141	211

**NIELS KNUDSEN**

Year	Tourn.	Rounds	Strokes	Avg.	Low Rd.	Par/-	Aces	Eagles	Birdies	Pars	Wins	Top 5	Top 10	Top 25	Best Rounds		
															18	36	54
2025-26	2	6	437	72.83	69	0.83 (+5)	0	0	23	57	0	1	1	1	69	140	214

**JAKE LILE**

Year	Tourn.	Rounds	Strokes	Avg.	Low Rd.	Par/-	Aces	Eagles	Birdies	Pars	Wins	Top 5	Top 10	Top 25	Best Rounds		
															18	36	54
2023-24	6	18	1,306	72.56	68	1.06 (+19)	0	0	58	199	0	1	2	3	68	138	207
2024-25	10	30	2,161	72.03	66	0.13 (+4)	0	4	114	308	0	1	3	5	66	133	205
2025-26	11	33	2,385	72.27	64	0.27 (+9)	0	3	108	370	0	2	2	4	64	138	209
Totals	27	81	5,852	72.25	64	0.40 (+32)	0	7	280	877	0	4	7	12	64	133	205

**MILAN REED**

Year	Tourn.	Rounds	Strokes	Avg.	Low Rd.	Par/-	Aces	Eagles	Birdies	Pars	Wins	Top 5	Top 10	Top 25	Best Rounds		
															18	36	54
2024-25	8	24	1,753	73.04	66	1.17 (+28)	0	4	81	256	0	1	2	4	66	136	202
2025-26	11	33	2,361	71.55	62	-0.30 (-10)	0	4	119	364	1	1	3	7	62	137	202
Totals	19	57	4,114	72.18	62	0.32 (+18)	0	8	200	620	1	2	5	11	62	136	202

**THOMAS SCHMIDT**

Year	Tourn.	Rounds	Strokes	Avg.	Low Rd.	Par/-	Aces	Eagles	Birdies	Pars	Wins	Top 5	Top 10	Top 25	Best Rounds		
															18	36	54
2022-23	11	33	2,379	72.09	67	0.36 (+12)	0	2	146	341	0	2	4	7	67	135	206
2023-24	11	33	2,343	71.00	64	-0.64 (-21)	0	3	123	375	2	4	4	8	64	130	199
2024-25	11	33	2,346	71.09	65	-0.82 (-27)	0	7	132	353	2	5	5	7	64	132	197
2025-26	11	33	2,284	69.21	63	-2.49 (-82)	0	9	151	352	3	5	5	8	63	127	194
Totals	44	132	9,352	70.85	63	-0.89 (-118)	0	21	552	1,421	7	16	18	30	63	127	194

**CHRIS SOMERFIELD**

Year	Tourn.	Rounds	Strokes	Avg.	Low Rd.	Par/-	Aces	Eagles	Birdies	Pars	Wins	Top 5	Top 10	Top 25	Best Rounds		
															18	36	54
2023-24	6	18	1,306	72.56	68	0.89 (+16)	0	0	56	213	0	0	2	2	68	136	206
2024-25	7	21	1,521	72.43	67	0.43 (+9)	0	3	69	228	0	0	2	6	67	135	207
2025-26	6	18	1,300	72.22	68	0.11 (+2)	0	2	55	202	0	0	1	3	68	138	206
Totals	19	57	4,127	72.40	67	0.47 (+27)	0	5	180	643	0	0	5	11	67	135	207

**JAKE WALLIS**

Year	Tourn.	Rounds	Strokes	Avg.	Low Rd.	Par/-	Aces	Eagles	Birdies	Pars	Wins	Top 5	Top 10	Top 25	Best Rounds		
															18	36	54
2024-25	10	30	2,155	71.83	63	-0.07 (-2)	0	4	120	313	0	2	5	7	63	144	207
2025-26	11	33	2,327	70.52	65	-1.49 (-49)	0	7	140	351	1	4	4	8	65	135	204
Totals	21	63	4,482	71.14	63	-0.81 (-51)	0	11	260	664	1	6	9	15	63	135	204


**VIGGO HED**

2024-25 (Southeastern Louisiana)	Score	To Par	Finish
Grover Page Classic	<b>66-71=137</b>	<b>-7</b>	T3/99
Bubba Barnett Intercollegiate	73-74- <b>68=215</b>	<b>-1</b>	T27/84
LaTour Intercollegiate	77- <b>70-68=215</b>	<b>-1</b>	T14/72
Husky Intercollegiate	<b>68-74-69=211</b>	<b>-5</b>	1/68
Bentwater Intercollegiate	<b>71-75-72=218</b>	+5	T19/81
Gulf Coast Collegiate	<b>70-71-77=218</b>	+2	T14/96
Colin Montgomerie Invitational	72-80-72=224	+11	T30/79
A-State Spring Invitational	<b>71-72-73=216</b>	<b>E</b>	T11/60
Southland Conf. Championship	78-79-74=231	+15	T47/58

2025-26	Score	To Par	Finish
Whirlwind Invitational <sup>IND</sup>	76- <b>70-74=220</b>	+4	T52/71
William H. Tucker Invitational <sup>IND</sup>	78-73-75=226	+10	T88/100
Les Fowler Colorado Invitational <sup>IND</sup>	<b>71-72-68=211</b>	<b>-5</b>	T2/38
Bubba Barnett Intercollegiate <sup>IND</sup>	<b>72-73-81=226</b>	+10	T45/72
Seminole Intercollegiate <sup>5</sup>	80-76-75=231	+15	T66/112
Pay It Forward Collegiate <sup>IND</sup>	<b>75-70-69=214</b>	<b>-2</b>	T18/96
A-State Spring Invitational <sup>IND</sup>	75-75-79=229	+13	T44/69
Sun Belt Championship <sup>ALT</sup>	-	-	-
NCAA Marana Regional <sup>ALT</sup>	-	-	-

**COLE KIRBY**

2024-25	Score	To Par	Finish
Bubba Barnett Intercollegiate <sup>IND</sup>	75- <b>69-74=218</b>	+2	T36/84
Lake Las Vegas Intercollegiate <sup>IND</sup>	78-78-74=230	+14	T77/92
Grand Canyon Invitational <sup>IND</sup>	<b>70-75-76=221</b>	+8	T51/99
A-State Spring Invitational <sup>IND</sup>	<b>71-79-82=232</b>	+16	T51/60

2025-26	Score	To Par	Finish
Bubba Barnett Intercollegiate <sup>IND</sup>	<b>72-80-74=226</b>	+10	T45/72
The Saint Mary's Invitational <sup>IND</sup>	75-77-75=227	+11	T73/92
Seminole Intercollegiate <sup>IND</sup>	<b>72-74-73=219</b>	+3	T14/112
Pay It Forward Collegiate <sup>5</sup>	73- <b>69-72=214</b>	<b>-2</b>	T18/96
Cowboy Classic <sup>5</sup>	<b>66-77-72=215</b>	<b>-1</b>	T33/128
A-State Spring Invitational <sup>4</sup>	<b>68-73-70=211</b>	<b>-5</b>	T2/69
Sun Belt Championship <sup>4</sup>	<b>71-74-72=217</b>	+1	T15/83
NCAA Marana Regional <sup>4</sup>	<b>65-79-71=215</b>	<b>-1</b>	T31/78

**JAKE LILE**

2023-24	Score	To Par	Finish
Bubba Barnett Intercollegiate <sup>IND</sup>	<b>68-70-69=207</b>	<b>-9</b>	T6/88
Oregon State Invitational <sup>5</sup>	74-77-73=224	+11	T49/88
All-American Intercollegiate <sup>IND</sup>	78-74-73=225	+9	T12/40
Tiger Intercollegiate <sup>3</sup>	<b>70-72-82=224</b>	+11	T77/104
Sun Belt Championship <sup>3</sup>	<b>69-72-73=214</b>	<b>-2</b>	T4/78
NCAA Austin Regional <sup>3</sup>	<b>74-68-70=212</b>	<b>-1</b>	T12/78

2024-25	Score	To Par	Finish
Golfweek Fall Challenge <sup>2</sup>	<b>69-68-73=210</b>	<b>-6</b>	T6/85
William H. Tucker Invitational <sup>2</sup>	<b>72-73-75=220</b>	+4	T26/96
Bubba Barnett Intercollegiate <sup>2</sup>	<b>69-68-70=207</b>	<b>-9</b>	T7/84
Kapolei Invitational <sup>2</sup>	<b>70-78-76=224</b>	+8	T46/87
Lake Las Vegas Intercollegiate <sup>IND</sup>	<b>68-72-72=212</b>	<b>-4</b>	T12/92
Grand Canyon Invitational <sup>2</sup>	75-76-72=223	+10	T60/99
UC San Diego Invitational <sup>2</sup>	80-73- <b>72=225</b>	+9	T18/111
Cowboy Classic <sup>2</sup>	<b>71-74-69=214</b>	<b>-2</b>	T26/120
A-State Spring Invitational <sup>2</sup>	<b>66-67-72=205</b>	<b>-11</b>	2/60
Sun Belt Championship <sup>2</sup>	<b>72-75-74=221</b>	+5	49/70

2025-26	Score	To Par	Finish
Whirlwind Invitational <sup>5</sup>	<b>70-71-69=210</b>	<b>-6</b>	T18/71
William H. Tucker Invitational <sup>5</sup>	73-73-75=221	+5	T71/100
Mark Simpson Colorado Invitational <sup>4</sup>	<b>72-70-70=212</b>	<b>-4</b>	T35/100
Bubba Barnett Intercollegiate <sup>4</sup>	<b>70-72-69=211</b>	<b>-5</b>	5/72
The Saint Mary's Invitational <sup>4</sup>	<b>73-72-73=218</b>	+2	T26/92
Seminole Intercollegiate <sup>4</sup>	75-78-77=230	+14	T58/112
Pay It Forward Collegiate <sup>4</sup>	<b>72-78-69=219</b>	+3	T37/96
Cowboy Classic <sup>4</sup>	<b>71-75-73=219</b>	+3	T60/128
A-State Spring Invitational <sup>5</sup>	<b>70-68-75= 213</b>	<b>-3</b>	4/69
Sun Belt Championship <sup>5</sup>	<b>77-75-71=223</b>	+7	T36/83
NCAA Marana Regional <sup>5</sup>	<b>74-64-71=209</b>	<b>-7</b>	T14/78

**MILAN REED**

2024-25	Score	To Par	Finish
Golfweek Fall Challenge <sup>5</sup>	<b>73-72-68=213</b>	<b>-3</b>	T13/85
William H. Tucker Invitational <sup>5</sup>	77-76-79=232	+16	89/96
Bubba Barnett Intercollegiate <sup>IND</sup>	<b>67-69-66=202</b>	<b>-14</b>	2/84
Kapolei Invitational <sup>5</sup>	<b>72-72-73=217</b>	+1	T9/87
Lake Las Vegas Invitational <sup>3</sup>	<b>71-75-74=220</b>	+4	T38/92
Grand Canyon Invitational <sup>4</sup>	76-73-74=223	+10	T60/99
UC San Diego Invitational <sup>4</sup>	78-73-79=230	+14	T54/111
A-State Spring Invitational <sup>IND</sup>	<b>68-73-75=216</b>	<b>E</b>	T11/60

2025-26	Score	To Par	Finish
Whirlwind Invitational <sup>3</sup>	<b>68-69-72=209</b>	<b>-7</b>	T16/71
William H. Tucker Invitational <sup>3</sup>	79- <b>72-73=224</b>	+8	T82/100
Mark Simpson Colorado Invitational <sup>IND</sup>	<b>73-70-70=213</b>	<b>-3</b>	T42/100
Bubba Barnett Intercollegiate <sup>5</sup>	<b>69-71-62=202</b>	<b>-14</b>	1/72
The Saint Mary's Invitational <sup>3</sup>	<b>70-73-71=214</b>	<b>-2</b>	T8/92
Seminole Intercollegiate <sup>3</sup>	<b>72-75-74=221</b>	+5	T19/112
Pay It Forward Collegiate <sup>3</sup>	<b>71-73-76=220</b>	+4	T41/96
Cowboy Classic <sup>3</sup>	<b>69-71-71=211</b>	<b>-5</b>	T12/128
A-State Spring Invitational <sup>3</sup>	73- <b>72-70=215</b>	<b>-1</b>	T9/69
Sun Belt Championship <sup>3</sup>	75-74- <b>70=219</b>	+3	T18/83
NCAA Marana Regional <sup>3</sup>	73-73- <b>72=218</b>	+2	T43/78


**THOMAS SCHMIDT**

<b>2022-23</b>	<b>Score</b>	<b>To Par</b>	<b>Finish</b>
Gopher Invitational <sup>5</sup>	72-75-70=217	+4	T55/81
Mark Simpson Invite <sup>2</sup>	70-72-73=215	+5	T37/92
Bubba Barnett Intercollegiate <sup>4</sup>	72-68-75=215	-1	T8/68
White Sands Bahamas Invite <sup>3</sup>	69-71-72=212	-4	T21/75
Lake Las Vegas Intercollegiate <sup>3</sup>	69-76-72=217	+1	T20/96
Seminole Intercollegiate <sup>3</sup>	74-75-83=232	+16	T56/81
All American Intercollegiate <sup>3</sup>	76-68-78=222	+6	T44/108
Tiger Collegiate Invitational <sup>3</sup>	67-68-71=206	-10	T8/78
Tunica National Intercollegiate <sup>3</sup>	75-69-67=211	-5	3/71
Sun Belt Championship <sup>2</sup>	75-69-77=221	+5	T22/70

<b>2023-24</b>	<b>Score</b>	<b>To Par</b>	<b>Finish</b>
Golfweek Fall Challenge <sup>5</sup>	66-64-69=199	-17	T1/80
Bearcat Invitational <sup>1</sup>	73-74-71=218	+5	T40/89
Bubba Barnett Intercollegiate <sup>1</sup>	68-66-68=202	-14	3/88
Oregon State Invitational <sup>1</sup>	72-68-71=211	-2	3/88
Daniel Island Intercollegiate <sup>1</sup>	74-68-74=216	E	T15/96
Lake Las Vegas Intercollegiate <sup>1</sup>	70-70-72=212	-4	T12/124
All American Intercollegiate <sup>1</sup>	76-77-69=222	+6	T29/00
Seahawk Intercollegiate <sup>1</sup>	78-73-75=226	+10	T34/96
Tiger Intercollegiate <sup>1</sup>	67-74-70=211	-2	T12/104
Sun Belt Championship <sup>1</sup>	68-69-75=212	-4	T1/78
NCAA Austin Regional <sup>1</sup>	71-72-71=214	+1	T20/78

<b>2024-25</b>	<b>Score</b>	<b>To Par</b>	<b>Finish</b>
Golfweek Fall Challenge <sup>1</sup>	72-70-70=212	-4	T11/85
William H. Tucker Invitational <sup>1</sup>	70-71-79=220	+4	T26/96
Bubba Barnett Intercollegiate <sup>1</sup>	67-65-65=197	-19	1/84
Kapolei Invitational <sup>1</sup>	73-73-76=219	+3	T30/87
Lake Las Vegas Intercollegiate <sup>1</sup>	75-70-74=219	+3	T32/92
Grand Canyon Invitational <sup>1</sup>	74-67-70=211	-2	T6/99
UC San Diego Invitational <sup>1</sup>	71-68-72=211	-5	1/111
Cowboy Classic <sup>1</sup>	72-71-72=215	-1	T35/120
A-State Spring Invitational	70-68-71=209	-7	T3/60
Sun Belt Championship <sup>1</sup>	64-75-72=211	-5	T3/70
NCAA Auburn Regional <sup>IND</sup>	72-70-78=220	+4	T25/80

<b>2025-26</b>	<b>Score</b>	<b>To Par</b>	<b>Finish</b>
Whirlwind Invitational <sup>1</sup>	68-68-70=206	-10	T8/71
William H. Tucker Invitational <sup>1</sup>	75-68-71=214	-2	T24/100
Mark Simpson Colorado Invitational <sup>1</sup>	64-63-67=194	-22	1/100
Bubba Barnett Intercollegiate <sup>1</sup>	66-72-65=203	-13	2/72
The Saint Mary's Invitational <sup>1</sup>	66-71-72=209	-7	2/92
Seminole Intercollegiate <sup>1</sup>	70-73-75=218	+2	T11/112
Pay It Forward Collegiate <sup>1</sup>	73-73-71=217	+1	T29/96
Cowboy Classic <sup>1</sup>	67-67-69=203	-13	1/128
A-State Spring Invitational <sup>1</sup>	69-66-75=210	-6	1/69
Sun Belt Championship <sup>1</sup>	70-70-69=209	-7	T3/83
NCAA Marana Regional <sup>1</sup>	69-71-71=211	-5	21/78

**JAKE WALLIS**

<b>2024-25</b>	<b>Score</b>	<b>To Par</b>	<b>Finish</b>
Golfweek Fall Challenge <sup>3</sup>	68-76-63=207	-9	3/85
William H. Tucker Intercollegiate <sup>3</sup>	74-66-82=222	+6	T39/96
Bubba Barnett Intercollegiate <sup>3</sup>	71-70-70=211	-5	T17/84
Kapolei Invitational <sup>3</sup>	73-77-73=223	+7	T40/87
Lake Las Vegas Intercollegiate <sup>4</sup>	70-69-72=211	-5	T8/92
Grand Canyon Invitational <sup>3</sup>	74-70-72=216	+3	T24/99
UC San Diego Invitational <sup>3</sup>	79-77-72=228	+12	T33/111
Cowboy Classic <sup>4</sup>	68-69-71=208	-8	T4/120
A-State Spring Invitational <sup>5</sup>	71-70-73=214	-2	T7/60
Sun Belt Championship <sup>5</sup>	72-73-69=214	-2	T11/70

<b>2025-26</b>	<b>Score</b>	<b>To Par</b>	<b>Finish</b>
Whirlwind Invitational <sup>2</sup>	65-73-70=208	-8	T12/71
William H. Tucker Invitational <sup>2</sup>	68-71-73=212	-4	T15/100
Mark Simpson Colorado Invitational <sup>2</sup>	68-67-72=207	-9	T9/100
Bubba Barnett Intercollegiate <sup>2</sup>	72-67-68=207	-9	3/72
The Saint Mary's Invitational <sup>2</sup>	70-69-65=204	-12	1/92
Seminole Intercollegiate <sup>2</sup>	72-79-71=222	+6	T22/112
Pay It Forward Collegiate <sup>2</sup>	75-67-73=215	-1	T22/96
Cowboy Classic <sup>2</sup>	72-70-71=213	-3	T20/128
A-State Spring Invitational <sup>2</sup>	70-73-68=211	-5	T2/69
Sun Belt Championship <sup>2</sup>	68-69-72=209	-7	T3/83
NCAA Marana Regional <sup>2</sup>	80-66-73=219	+6	T49/78


**LOW STROKE AVERAGE (Min 15 Rounds)**

	Avg	Coach	Season
<b>1</b>	<b>281.58</b>	<b>Mike Hagen</b>	<b>2025-26</b>
2	285.17	Mike Hagen	2024-25
3	285.91	Mike Hagen	2018-19
4	287.67	Mike Hagen	2022-23
5	288.29	Mike Hagen	2015-16
6	288.33	Mike Hagen	2023-24
7	288.86	Mike Hagen	2019-20
8	289.13	Mike Hagen	2020-21
9	291.38	Mike Hagen	2021-22
10	292.00	Mike Hagen	2017-18

**LOW ROUND**

	Score	Tournament	Season
<b>1</b>	<b>264</b>	<b>Bubba Barnett Intercollegiate</b>	<b>2025-26</b>
2	269	Bubba Barnett Intercollegiate	2020-21
<b>3</b>	<b>270</b>	<b>Mark Simpson Colorado Invitational</b>	<b>2025-26</b>
	<b>270</b>	<b>Whirlwind Invitational</b>	<b>2025-26</b>
	270	Bubba Barnett Intercollegiate	2023-24
	270	Border Olympics	2018-19
7	271	Bubba Barnett Intercollegiate	2024-25
	271	Bubba Barnett Intercollegiate	2023-24
9	272	Bubba Barnett Intercollegiate	2020-21
	272	Little Rock Invitational	2020-21
	272	Mason Rudolph Invitational	2009-10

**LOW 36-HOLE TOTAL**

	Score	Tournament	Season
1	541	Bubba Barnett Intercollegiate	2023-24
2	542	Bubba Barnett Intercollegiate	2020-21
<b>3</b>	<b>545</b>	<b>Mark Simpson Colorado Invitational</b>	<b>2025-26</b>
	545	Border Olympics	2018-19
<b>5</b>	<b>547</b>	<b>Whirlwind Invitational</b>	<b>2025-26</b>
6	548	Bubba Barnett Intercollegiate	2024-25
	548	Golfweek Fall Challenge	2023-24
8	549	Bubba Barnett Intercollegiate	2017-18
9	552	A-State Spring Invitational	2024-25
10	553	Little Rock Invitational	2020-21
	553	Golfweek Conference Challenge	2018-19

**LOW 54-HOLE TOTAL**

	Score	Tournament	Season
1	814	Bubba Barnett Intercollegiate	2020-21
2	817	Bubba Barnett Intercollegiate	2023-24
<b>3</b>	<b>822</b>	<b>Mark Simpson Colorado Invitational</b>	<b>2025-26</b>
	822	Bubba Barnett Intercollegiate	2024-25
<b>5</b>	<b>823</b>	<b>Bubba Barnett Intercollegiate</b>	<b>2025-26</b>
<b>6</b>	<b>824</b>	<b>Whirlwind Invitational</b>	<b>2025-26</b>
7	828	A-State Spring Invitational	2024-25
	828	Golfweek Fall Challenge	2023-24
9	829	Golfweek Fall Challenge	2024-25
	829	Bubba Barnett Intercollegiate	2019-20

**SEASON WINS**

	Wins	Coach	Season
1	6	Mike Hagen	2015-16
2	5	Mike Hagen	2018-19
<b>3</b>	<b>4</b>	<b>Mike Hagen</b>	<b>2025-26</b>
	4	Neil Abel	2001-02
5	3	Mike Hagen	2024-25
	3	Mike Hagen	2016-17
	3	Neil Abel	1999-00
	3	Neil Abel	1998-99
	3	Neil Abel	1996-97
10	2	Mike Hagen	2023-24
	2	Mike Hagen	2022-23
	2	Steve Johnson	2013-14
	2	Neil Abel	2000-01
	2	Neil Abel	1997-98
	2	Neil Abel	1993-94

**PAR OR BETTER ROUNDS**

	Rounds	Coach	Season
<b>1</b>	<b>27</b>	<b>Mike Hagen</b>	<b>2025-26</b>
2	19	Mike Hagen	2024-25
	19	Mike Hagen	2018-19
4	17	Mike Hagen	2022-23
5	14	Mike Hagen	2023-24
	14	Mike Hagen	2017-18
	14	Mike Hagen	2015-16
8	13	Mike Hagen	2019-20
9	10	Mike Hagen	2020-21
10	9	Mike Hagen	2016-17

**BIRDIES**

	Birdies	Coach	Season
<b>1</b>	<b>626</b>	<b>Mike Hagen</b>	<b>2025-26</b>
1	582	Mike Hagen	2018-19
3	567	Mike Hagen	2024-25
4	561	Mike Hagen	2015-16
5	551	Mike Hagen	2022-23
6	510	Mike Hagen	2023-24
7	475	Mike Hagen	2016-17
8	472	Mike Hagen	2017-18
9	466	Mike Hagen	2021-22
10	445	Neil Abel	2002-03

**EAGLES**

	Eagles	Coach	Season
<b>1</b>	<b>29</b>	<b>Mike Hagen</b>	<b>2025-26</b>
2	20	Mike Hagen	2020-21
3	16	Mike Hagen	2024-25
4	14	Mike Hagen	2023-24
	14	Mike Hagen	2022-23
	14	Mike Hagen	2018-19
	14	Mike Hagen	2016-17
8	13	Neil Abel	2005-06
9	10	Steve Johnson	2011-12
	10	Steve Johnson	2010-11
	10	Steve Johnson	2007-08
	10	Neil Abel	2001-02


**CAREER STROKE AVERAGE (Min. 75 Rounds)**

	Avg	Player <sup>Rounds</sup>	Years
<b>1</b>	<b>70.85</b>	<b>Thomas Schmidt</b> <sup>132</sup>	<b>2022-cur.</b>
2	71.68	Julien Sale <sup>77</sup>	2018-22
<b>3</b>	<b>72.25</b>	<b>Jake Lile</b> <sup>81</sup>	<b>2023-cur.</b>
4	72.43	Luka Naglic <sup>137</sup>	2018-23
5	72.60	Zan Luka Stirn <sup>143</sup>	2017-22
6	73.11	Jack Maxey <sup>99</sup>	2022-25
7	73.20	Tanner Napier <sup>128</sup>	2014-18
8	73.34	Jason Jackson <sup>98</sup>	1999-02
9	73.49	Joel Wendin <sup>133</sup>	2015-19
10	73.51	Devyn Pappas <sup>85</sup>	2020-24

**SEASON STROKE AVERAGE (Min. 15 Rounds)**

	Avg	Player	Season
<b>1</b>	<b>69.21</b>	<b>Thomas Schmidt</b>	<b>2025-26</b>
<b>2</b>	<b>70.52</b>	<b>Jake Wallis</b>	<b>2025-26</b>
3	71.00	Thomas Schmidt	2023-24
4	71.06	Zan Luka Stirn	2018-19
5	71.09	Thomas Schmidt	2024-25
6	71.42	Julien Sale	2020-21
<b>7</b>	<b>71.55</b>	<b>Milan Reed</b>	<b>2025-26</b>
8	71.69	Julien Sale	2018-19
9	71.83	Jake Wallis	2024-25
10	71.95	Julien Sale	2019-20

**CAREER WINS**

	Wins	Player	Years
<b>1</b>	<b>7</b>	<b>Thomas Schmidt</b>	<b>2022-cur.</b>
2	5	Zan Luka Stirn	2017-22
3	4	Zoltan Veress	1995-99
	4	David Faught	1993-97
5	3	Julien Sale	2018-22
6	2	Jack Maxey	2022-cur.
	2	Matthew Cole	2016-20
	2	Tanner Napier	2014-18
	2	Wixson Huffstetler	2000-04
	2	Jermiah Shiels	2002-03
	2	Matt Young	1997-01

**SEASON WINS**

	Rounds	Player	Season
<b>1</b>	<b>3</b>	<b>Thomas Schmidt</b>	<b>2025-26</b>
	3	Zan Luka Stirn	2018-19
3	2	Jack Maxey	2024-25
	2	Thomas Schmidt	2024-25
	2	Thomas Schmidt	2023-24
	2	Jeremiah Shields	2002-03
	2	Zoltan Veress	1998-99
	2	David Faught	1996-97
6	1	36 players	

**CAREER PAR OR BETTER ROUNDS**

	Rounds	Player	Years
<b>1</b>	<b>89</b>	<b>Thomas Schmidt</b>	<b>2022-cur.</b>
2	75	Zan Luka Stirn	2017-22
3	61	Luka Naglic	2018-23
4	57	Lloyd du Preez	2007-11
5	51	Tanner Napier	2014-18
6	49	Joel Wendin	2015-19
7	46	Julien Sale	2018-22
8	<b>43</b>	<b>Jake Lile</b>	<b>2023-cur.</b>
9	<b>42</b>	<b>Jake Wallis</b>	<b>2024-cur.</b>
10	38	Devyn Pappas	2020-24

**SEASON PAR OR BETTER ROUNDS**

	Rounds	Player	Season
<b>1</b>	<b>27</b>	<b>Thomas Schmidt</b>	<b>2025-26</b>
<b>2</b>	<b>25</b>	<b>Jake Wallis</b>	<b>2025-26</b>
3	24	Thomas Schmidt	2024-25
	24	Zan Luka Stirn	2018-19
<b>5</b>	<b>20</b>	<b>Milan Reed</b>	<b>2025-26</b>
6	19	Thomas Schmidt	2023-24
	19	Thomas Schmidt	2022-23
	19	Tanner Napier	2017-18
	19	Lloyd du Preez	2009-10
<b>10</b>	<b>18</b>	<b>Jake Lile</b>	<b>2025-26</b>
	18	Jack Maxey	2024-25
	18	Luka Naglic	2022-23
	18	Julien Sale	2018-19

**CAREER BIRDIES**

	No.	Player	Years
<b>1</b>	<b>552</b>	<b>Thomas Schmidt</b>	<b>2022-cur.</b>
2	525	Zan Luka Stirn	2017-22
3	455	Luka Naglic	2018-23
4	414	Tanner Napier	2014-18
5	389	Joel Wendin	2015-19
6	370	Lloyd du Preez	2007-11
7	353	Wixson Huffstetler	2000-04
8	322	Matt Young	1997-01
9	313	Jack Maxey	2022-25
10	306	Jack Madden	2019-23


**SEASON BIRDIES**

	No.	Player	Season
<b>1</b>	<b>151</b>	<b>Thomas Schmidt</b>	<b>2025-26</b>
2	146	Thomas Schmidt	2022-23
<b>3</b>	<b>140</b>	<b>Jake Wallis</b>	<b>2025-26</b>
4	135	Zan Luka Stirn	2018-19
5	132	Thomas Schmidt	2024-25
6	124	Jack Maxey	2024-25
7	123	Thomas Schmidt	2023-24
	123	Devyn Pappas	2022-23
9	120	Jake Wallis	2024-25
<b>10</b>	<b>119</b>	<b>Milan Reed</b>	<b>2025-26</b>

**CAREER EAGLES**

	No.	Player	Season
<b>1</b>	<b>21</b>	<b>Thomas Schmidt</b>	<b>2022-cur.</b>
2	16	Jack Madden	2019-23
3	13	Julien Sale	2018-22
	13	Zan Luka Stirn	2017-22
5	12	Lloyd du Preez	2007-11
	12	Wixson Huffstetler	2000-04
<b>7</b>	<b>11</b>	<b>Jake Wallis</b>	<b>2024-cur.</b>
	11	Luka Naglic	2018-23
9	10	Devyn Pappas	2020-24
	10	Andrew Huseman	2015-18

**SEASON EAGLES**

	No.	Player	Season
<b>1</b>	<b>9</b>	<b>Thomas Schmidt</b>	<b>2025-26</b>
	9	Julien Sale	2020-21
<b>3</b>	<b>7</b>	<b>Jake Wallis</b>	<b>2025-26</b>
4	7	Thomas Schmidt	2024-25
	6	Zan Luka Stirn	2020-21
6	5	Devyn Pappas	2020-24
	5	Jack Madden	2019-20
	5	Andrew Huseman	2016-17
<b>9</b>	<b>4</b>	<b>Cole Kirby</b>	<b>2025-26</b>
	<b>4</b>	<b>Milan Reed</b>	<b>2025-26</b>
	4	Jake Lile	2024-25
	4	Milan Reed	2024-25
	4	Jake Wallis	2024-25
	4	Pierce Johnson	2022-23
	4	Jack Madden	2022-23
	4	Jack Madden	2021-22
	4	Devyn Pappas	2021-22
	4	Zan Luka Stirn	2018-19
	4	Warren Hood	2010-11
	4	Lloyd du Preez	2009-10
	4	Lloyd du Preez	2007-08
	4	Will Little	2006-07
	4	Nick Crisco	2005-06
	4	Wixson Huffstetler	2003-04
	4	Andy Jones	1997-98
	4	Zoltan Veress	1996-97


**LOW ROUND**

	Score	Player	Tournament	Round	Season
<b>1</b>	<b>62 (-10)</b>	<b>Milan Reed</b>	<b>Bubba Barnett Intercollegiate</b>	<b>3rd</b>	<b>2025-26</b>
<b>2</b>	<b>63 (-9)</b>	<b>Thomas Schmidt</b>	<b>Mark Simpson Colorado Invitational</b>	<b>2nd</b>	<b>2025-26</b>
	63 (-9)	Jake Wallis	Golfweek Fall Challenge	3rd	2024-25
	63 (-9)	Matthew Cole	Border Olympics	1st	2017-18
<b>5</b>	<b>64 (-8)</b>	<b>Jake Lile</b>	<b>NCAA Marana Regional</b>	<b>2nd</b>	<b>2025-26</b>
	<b>64 (-8)</b>	<b>Thomas Schmidt</b>	<b>Mark Simpson Colorado Invitational</b>	<b>1st</b>	<b>2025-26</b>
	64 (-8)	Thomas Schmidt	Sun Belt Conference Championship	1st	2024-25
	64 (-8)	Jack Maxey	A-State Spring Invitational	3rd	2024-25
	64 (-8)	Pierce Johnson	Daniel Island Intercollegiate	2nd	2023-24
	64 (-8)	Thomas Schmidt	Golfweek Fall Challenge	2nd	2023-24
	64 (-8)	Zan Luka Stirn	Bubba Barnett Intercollegiate	3rd	2019-20
	64 (-8)	Tanner Napier	Loyola Intercollegiate	3rd	2015-16
<b>13</b>	<b>65 (-7)</b>	<b>Cole Kirby</b>	<b>NCAA Marana Regional</b>	<b>1st</b>	<b>2025-26</b>
	<b>65 (-7)</b>	<b>Jake Wallis</b>	<b>The Saint Mary's Invitational</b>	<b>3rd</b>	<b>2025-26</b>
	<b>65 (-7)</b>	<b>Thomas Schmidt</b>	<b>Bubba Barnett Intercollegiate</b>	<b>3rd</b>	<b>2025-26</b>
	<b>65 (-7)</b>	<b>Jake Wallis</b>	<b>Whirlwind Invitational</b>	<b>1st</b>	<b>2025-26</b>
	65 (-7)	Thomas Schmidt	Bubba Barnett Intercollegiate	3rd	2024-25
	65 (-7)	Thomas Schmidt	Bubba Barnett Intercollegiate	2nd	2024-25
	65 (-7)	Julien Sale	Bubba Barnett Intercollegiate	3rd	2020-21
	65 (-7)	Luka Naglic	Bubba Barnett Intercollegiate	1st	2020-21
	65 (-7)	Tom Vaillant	Little Rock Invitational	1st	2020-21
	65 (-7)	Julien Sale	Bubba Barnett Intercollegiate	2nd	2019-20
	65 (-7)	Matthew Cole	Border Olympics	2nd	2018-19
	65 (-7)	Zan Luka Stirn	Border Olympics	2nd	2018-19
	65 (-7)	Matthew Loiacano	Red Wolf Intercollegiate	3rd	2013-14
	65 (-7)	Chris Pledger	USF Invitational	2nd	2011-12

**LOW 36-HOLE TOTAL**

	Score	Player	Tournament	Season
<b>1</b>	<b>127 (-17)</b>	<b>Thomas Schmidt</b>	<b>Mark Simpson Colorado Invitational</b>	<b>2023-24</b>
2	130 (-14)	Thomas Schmidt	Golfweek Fall Challenge	2023-24
3	132 (-12)	Thomas Schmidt	Bubba Barnett Intercollegiate	2024-25
	132 (-12)	Matthew Cole	Border Olympics	2018-19
5	133 (-11)	Jake Lile	A-State Spring Invitational	2024-25
	133 (-11)	Zan Luka Stirn	Border Olympics	2018-19
	133 (-9)	Luka Naglic	Sun Belt Conference Championship	2018-19
<b>8</b>	<b>134 (-10)</b>	<b>Thomas Schmidt</b>	<b>Cowboy Classic</b>	<b>2025-26</b>
	134 (-10)	Thomas Schmidt	Bubba Barnett Intercollegiate	2023-24
	134 (-10)	Julien Sale	Lake Charles Invite	2018-19
	134 (-10)	Zan Luka Stirn	Tiger Invitational	2016-17
	134 (-10)	Tanner Napier	Loyola Intercollegiate	2015-16
<b>13</b>	<b>135 (-9)</b>	<b>Thomas Schmidt</b>	<b>A-State Spring Invitational</b>	<b>2025-26</b>
<b>13</b>	<b>135 (-9)</b>	<b>Jake Wallis</b>	<b>Mark Simpson Colorado Invitational</b>	<b>2025-26</b>
	135 (-9)	Pierce Johnson	Bubba Barnett Intercollegiate	2023-24
	135 (-9)	Jack Maxey	Bubba Barnett Intercollegiate	2023-24

**LOW 54-HOLE TOTAL**

	Score	Player	Tournament	Season
<b>1</b>	<b>194 (-22)</b>	<b>Thomas Schmidt</b>	<b>Mark Simpson Colorado Invitational</b>	<b>2025-26</b>
2	197 (-19)	Thomas Schmidt	Bubba Barnett Intercollegiate	2024-25
3	198 (-18)	Tanner Napier	Loyola Intercollegiate	2015-16
4	199 (-17)	Thomas Schmidt	Golfweek Fall Challenge	2023-24
5	200 (-16)	Julien Sale	Bubba Barnett Intercollegiate	2020-21
<b>6</b>	<b>202 (-14)</b>	<b>Milan Reed</b>	<b>Bubba Barnett Intercollegiate</b>	<b>2025-26</b>
	202 (-14)	Milan Reed	Bubba Barnett Intercollegiate	2024-25
	202 (-14)	Thomas Schmidt	Bubba Barnett Intercollegiate	2023-24
	202 (-11)	Luka Naglic	Sun Belt Conference Championship	2018-19
<b>10</b>	<b>203 (-13)</b>	<b>Thomas Schmidt</b>	<b>Cowboy Classic</b>	<b>2025-26</b>
<b>10</b>	<b>203 (-13)</b>	<b>Thomas Schmidt</b>	<b>Bubba Barnett Intercollegiate</b>	<b>2025-26</b>
	203 (-13)	Jack Maxey	Bubba Barnett Intercollegiate	2023-24
	203 (-13)	Tyler Thompason	ASU Indian Classic	2007-08


**1988-89**
**Head Coach: Neil Abel**

Date	Tournament	Location	Rd 1	Rd 2	Rd 3	Total	Place
2/27-28	Pepsi Classic	Jackson, Miss.	326	306	--	632	8/24
3/6-7	UNO-Bailey Lincoln-Mercury Classic	Slidell, La.	311	316	--	627	9/18
3/20-21	Baylor Invitational	Waco, Texas	316	%	--	%	%
3/23-24	Delta State Invitational	Cleveland, Miss.	294	296	--	590	6/9
4/8-9	Vanderbilt Music City Intercollegiate	Nashville, Tenn.	315	308	313	936	15/18
4/24-26	American South Conference Championship	Jonesboro, Ark.	306	298	298	902	4/6

**1989-90**
**Head Coach: Neil Abel**

Date	Tournament	Location	Rd 1	Rd 2	Rd 3	Total	Place
2/19-20	Mardi Gras Invitational	Hammond, La.	308	%	--	308	15/16
3/5-6	UNO Invitational	Slidell, La.	332	327	--	569	18/18
3/23-24	Darrell Foreman Invitational	Cleveland, Miss.	304	319	--	623	5/11
4/24-26	American South Conference Championship	Baumont, Texas	327	320	315	962	6/6

**1990-91**
**Head Coach: Neil Abel**

Date	Tournament	Location	Rd 1	Rd 2	Rd 3	Total	Place
3/4-5	UNO Intercollegiate	Slidell, La.	320	314	--	634	12/18
3/22-23	Darrell Foreman Invitational	Cleveland, Miss.	301	313	--	614	8/12
4/8-9	Diet Pepsi Shocker Classic	Wichita, Kan.	317	312	326	955	12/14
4/22-24	American South Conference Championship	Calhoun, La.	%	318	305	623	6/7

**1991-92**
**Head Coach: Neil Abel**

Date	Tournament	Location	Rd 1	Rd 2	Rd 3	Total	Place
2/24-25	Mardi Gras Invitational	Hammond, La.	321	296	--	617	12/14
3/9-10	UNO Intercollegiate	Slidell, La.	310	311	--	621	9/18
3/28-29	Boatman's Bank Bent Creek Classic	Cape Girardeau, Mo.	322	326	--	648	t6/10
3/30-31	Missouri State Invitational	Springfield, Mo.	316	332	331	979	7/12
4/13-14	Bent Brook Blazer Invitational	Birmingham, Ala.	307	304	300	911	8/10
5/10-11	Sun Belt Conference Championship	St. Francisville, La.	312	312	316	940	9/10

**1992-93**
**Head Coach: Neil Abel**

Date	Tournament	Location	Rd 1	Rd 2	Rd 3	Total	Place
9/12-13	SEMO Bent Creek Classic	Jackson, Mo.	302	316	--	618	5/12
9/19-20	McDonald's Murray State Intercollegiate	Murray, Ky.	300				
9/28-29	Tri-State Classic	Pickwick, Tenn.	292	305	--	597	4/20
10/24-25	Fairfield Bay Pepsi Classic	Fairfield Bay, Ark.	320	309	311	940	15/19
2/15-16	Mardi Gras Invitational	Mandevill, La.	312	310	--	622	12/13
3/8-9	UNO Intercollegiate	Slidell, La.	344	332	--	676	17/18
3/22-23	Meadowbrook Invitational	Dallas, Texas	306	295	--	601	5/19
3/26-27	Boatmen's Bank Bent Creek Classic	Jackson, Mo.	316	298	303	917	11/18
3/29-30	Missouri State Invitational	Springfield, Mo.	321	311	310	942	9/15
4/13-14	Ben Brook Blazer Invitational	Birmingham, Ala.	303	300	295	898	15/18
4/19-21	Sun Belt Conference Championship	Houston, Texas	320	313	313	946	7/10

**1993-94**
**Head Coach: Neil Abel**

Date	Tournament	Location	Rd 1	Rd 2	Rd 3	Total	Place
9/10-11	Capital Bank Invitational	Jackson, Mo.	305	310	--	615	2/16
9/17-18	McDonald's Murray State Classic	Murray, Ky.	294	314	300	908	5/13
9/28-29	Volvo Tri-State Classic	Pickwick, Tenn.	306	284	--	590	2/9
10/17-19	Fairfield Bay Pepsi Intercollegiate	Fairfield Bay, Ark.	309	298	--	607	7/14
3/7-8	UNO Intercollegiate	Slidell, La.	302	301	--	603	4/17
3/28-29	Missouri State Invitational	Springfield, Mo.	313	32	298	932	4/18
4/3-4	Diet Pepsi Shocker Classic	Wichita, Kan.	325	325	%	650	6/16
4/12-13	Ben Brook Blazer Invitational	Birmingham, Ala.	289	303	297	889	2/13
4/18-20	Sun Belt Conference Championship	Nashville, Tenn.	291	282	288	861	4/10


**1994-95**
**Head Coach: Neil Abel**

Date	Tournament	Location	Rd 1	Rd 2	Rd 3	Total	Place
9/9-10	Capital Bank Bent Creek Classic	Cape Girardeau, Mo.	295	294	--	589	3/12
9/16-17	WKU Summit Collegiate	Owensboro, Ky.	294	294	302	890	4/15
9/26-27	Tri-State Classic	Martin, Tenn.	302	300	--	602	9/18
10/3-4	Mizuno Peach State Invitational	Greensboro, Ga.	309	307	304	920	11/18
10/24-25	Louisiana Tech Invitational	Ruston, La.	301	297	302	900	6/13
2/20-21	Mardi Gras Invitational	New Orleans, La.	304	303	--	607	12/16
3/6-7	New Orleans Intercollegiate	Slidell, La.	302	%	--	302	t1/18
3/27-28	Missouri State Invitational	Springfield, Mo.	322	315	315	952	8/18
4/3-4	Diet Pepsi Shocker Classic	Wichita, Kan.	299	305	318	922	5/13
4/17-19	Sun Belt Conference Championship	Jacksonville, Fla.	297	305	306	908	3/10

**1995-96**
**Head Coach: Neil Abel**

Date	Tournament	Location	Rd 1	Rd 2	Rd 3	Total	Place
9/9-10	SEMO Invitational	Jackson, Mo.	313	321	--	624	10/16
9/16-17	Murray State Invitational	Murray, Ky.	301	297	--	598	8/12
9/25-26	Kansas Jayhawk Invitational	Lawrence, Kan.	303	303	313	919	14/17
10/2-3	D.A. Weibring Intercollegiate	Normal, Ill.	308	298	311	917	9/17
10/24-25	Billy Bundrick Intercollegiate	Shreveport, La.	319	318	318	955	13/18
10/30-31	Robert Trent Jones Invitational	Mobile, Ala.	321	313	313	947	9/10
2/26-27	Mardi Gras Invitational	Hammond, La.	308	304	--	612	11/16
3/4-5	UNO Intercollegiate	Slidell, La.	331	307	--	638	9/18
3/25-26	Missouri State Invitational	Springfield, Mo.	342	332	--	674	16/18
4/1-2	Little Rock Intercollegiate	Little Rock, Ark.	310	321	315	946	17/21
4/16-17	Sun Belt Conference Championship	Broussard, La.	293	309	300	902	4/10

**1996-97**
**Head Coach: Neil Abel**

Date	Tournament	Location	Rd 1	Rd 2	Rd 3	Total	Place
9/7-8	Union Planters Classic	Cape Girardeau, Mo.	296	295	-	591	1/12
9/13-14	McDonald's MSU Intercollegiate	Murray, Ky.	292	288	289	869	1/12
9/23-24	Kansas Jayhawk Invitational	Lawrence, Kan.	300	297	302	899	6/17
9/29-30	D.A. Weibring Intercollegiate	Normal, Ill.	298	308	301	907	4/19
10/20-21	Pine Hills Intercollegiate	Calhoun, La.	292	300	302	894	2/11
3/3-4	Southern Miss Invitational	Bay St. Louis, Miss.	297	301	290	888	7/20
3/24-25	Panther Spring Classic	Atlanta, Ga.	321	319	289	929	9/12
3/31-4/1	UALR Intercollegiate	Little Rock, Ark.	294	299	308	901	2/18
4/7-8	Indian Invitational	Jonesboro, Ark.	295	295	%	590	1/18
4/14-16	Sun Belt Conference Championships	Mission, Texas	290	283	288	861	3/10
5/15-17	NCAA Central Region Championship	Normal, Okla.				914	21/21

**1997-98**
**Head Coach: Neil Abel**

Date	Tournament	Location	Rd 1	Rd 2	Rd 3	Total	Place
9/22-23	Kansas Jayhawk Invitational	Lawrence, Kan.	308	296	302	906	10/17
9/28-29	D.A. Weibring Invitational	Normal, Ill.	294	296	311	901	5/18
10/13-14	Columbia Intercollegiate Golf Classic	Chattanooga, Tenn.	286	296	294	876	7/22
10/20-21	Louisiana Tech Invitational	Calhoun, La.	292	298	298	888	1/14
11/3-4	Deep South Intercollegiate	Laurel, Miss.	303	301	297	901	3/18
2/16-17	Bridges All-American Intercollegiate	St. Louis, Mo.	301	304	-	605	10/18
3/9-10	New Orleans Collegiate Classic	Slidell, La.	313	312	-	625	7/18
3/30-31	Missouri State Challenge	Springfield, Mo.	304	309	307	920	1/18
4/6-7	Indian Classic	Jonesboro, Ark.	296	296	308	900	4/18
4/13-14	Shocker Classic	Wichita, Kan.	303	290	297	890	3/20
4/20-22	Sun Belt Conference Championships	Pine Bluff, Ark.	293	301	294	888	6/10


**1998-99**
**Head Coach: Neil Abel**

Date	Tournament	Location	Rd 1	Rd 2	Rd 3	Total	Place
9/21-22	Kansas Jayhawk Invitational	Lawrence, Kan.	287	299	294	880	3/17
9/27-28	D.A. Weibring Intercollegiate	Normal, Ill.	285	284	285	854	1/15
10/5-6	Hilman Robbins Memorial Intercollegiate	Memphis, Tenn.	295	293	276	864	2/17
10/11-12	Missouri Bluffs Classic	St. Louis, Mo.	298	278	295	871	8/15
10/26-27	Missouri State Challenge	Springfield, Mo.	299	291	296	886	1/16
2/8-9	Bridges All-American Intercollegiate	Bay St. Louis, Miss.	301	302	310	913	13/19
3/8-9	New Orleans Intercollegiate	Slidell, La.	315	298	-	613	4/18
3/22-23	Stevinson Ranch Invitational	Stevinson, Calif.	301	302	316	919	15/18
4/5-6	Indian Classic	Jonesboro, Ark.	305	303	297	905	1/16
4/11-12	Shocker Classic	Wichita, Kan.	301	296	%	597	17/20
4/25-27	Sun Belt Conference Championships	Jonesboro, Ark.	292	283	294	869	2/9

**1999-2000**
**Head Coach: Neil Abel**

Date	Tournament	Location	Rd 1	Rd 2	Rd 3	Total	Place
9/20-21	Kansas Jayhawk Invitational	Lawrence, Kan.			313		11/17
9/26-27	D.A. Weibring Intercollegiate	Normal, Ill.	303	299	292	894	3/15
10/4-5	Hillman Robbins Memorial Intercollegiate	Southaven, Miss.	296	294	298	888	2/12
10/10-11	Missouri Bluffs Intercollegiate	St. Charles, Mo.					
10/25-26	Missouri State Golf Challenge	Springfield, Mo.	307			895	2/15
	Casino Magic Invitational						
2/26-27	Ron Smith Invitational	Tampa, Fla.	304	298	290	892	9/18
3/20-21	Missouri State Spring Golf Classic	Springfield, Mo.	298	284	292	874	1/14
4/3-4	Indian Classic	Jonesboro, Ark.	290	289	297	876	1/16
4/10-11	Shocker Classic	Wichita, Kan.	290	284	303	877	1/15
4/24-26	Sun Belt Conference Championships	Jonesboro, Ark.	301	286	302	889	4/8
5/18-20	NCAA Central Regional	Victoria, Texas	296	300	284	880	17/27

**2000-01**
**Head Coach: Neil Abel**

Date	Tournament	Location	Rd 1	Rd 2	Rd 3	Total	Place
9/18-19	D.A. Weibring Intercollegiate	Bloomington, Ill.	297	296	293	886	2/17
9/25-26	Kansas Jayhawk Invitational	Lawrence, Kan.	305	308	295	908	5/13
10/2-3	Jim Colbert Intercollegiate	Manhattan, Kan.	319	303	316	938	7/10
10/9-10	Purina Classic	St. Charles, Mo.					5/15
10/24-25	Missouri State Golf Challenge	Springfield, Mo.					1/13
2/24-25	USF Invitational	Tampa, Fla.	301	290	302	893	5/18
3/4-5	LSU Invitational	Baton Rouge, La.	292	291	298	881	3/18
3/25-26	Little Rock Intercollegiate	Little Rock, Ark.					2/16
4/2-3	Indian Classic	Jonesboro, Ark.	296	295	289	880	1/13
4/9-10	Branson Creek Invitational	Springfield, Mo.					4/10
4/23-25	Sun Belt Championships	Roanoke, Texas	307	296	293	896	6/11
5/17-19	NCAA Central Regional	Stillwater, Okla.	302	303	309	914	25/27

**2001-02**
**Head Coach: Neil Abel**

Date	Tournament	Location	Rd 1	Rd 2	Rd 3	Total	Place
10/1-2	Hilman Robbins Intercollegiate	Millington, Tenn.	293	284	293	870	1/15
10/8-9	Purina Classic	Chesterfield, Mo.	290	287	280	857	1/15
10/21-22	Cardinal Classic	Biloxi, Miss.	292	298	297	887	7/13
11/5-6	Fall Beach Classic	Gulf Shores, Ala.	290	274	280	844	1/12
2/11-12	Gulf Coast Classic	Gulfport, Miss.	304	295	301	900	5/15
2/23-24	USF Classic	Tampa, Fla.	295	298	%	593	5/18
3/3-4	LSU Spring Invitational	Baton Rouge, La.	295	%	%	295	14/20
3/24-25	Stevinson Rach Classic	Stevinson, Calif.	288	290			4/16
4/15-16	Indian Classic	Jonesboro, Ark.	292	288	289	869	1/13
4/22-24	Sun Belt Conference Championships	Niceville, Fla.	303	301	307	911	8/10
5/15-17	NCAA Central Regional	Little Rock, Ark.	314	300	307	921	22/27


**2002-03**
**Head Coach: Neil Abel**

Date	Tournament	Location	Rd 1	Rd 2	Rd 3	Total	Place
9/9-10	Raisin' Cane Classic	Hattiesburg, Miss.	290	298	290	878	7/17
9/16-17	Mean Green Invitational	Flower Mound, Texas	288	287	286	861	3/14
9/30-10/1	Cardinal Intercollegiate	Simpsonville, Ky.	302	300	295	897	14/15
10/7-8	Purina Classic	St. Charles, Mo.	291	289	293	873	10/14
10/14-15	Crown Classic	Lufkin, Texas	305	309	306	921	3/18
11/4-5	USA Fall Beach Classic	Gulf Shores, Ala.	297	281	291	869	9/13
2/21-23	USF Invitational	Tampa, Fla.	296	321	307	924	6/15
3/2-3	LSU Spring Invitational	Baton Rouge, La.	290	294	293	877	4/18
3/24-25	Chenal Trojan Cup	Little Rock, Ark.	298	305	303	906	12/18
4/7-8	Branson Creek Invitational	Hollister, Mo.	301	295	299	895	5/14
4/14-15	Indian Classic	Jonesboro, Ark.	292	296	296	884	2/19
4/21-23	Sun Belt Conference Championships	Niceville, Fla.	293	308	291	892	5/10

**2003-04**
**Head Coach: Neil Abel**

Date	Tournament	Location	Rd 1	Rd 2	Rd 3	Total	Place
9/8-9	Raisin' Cane Classic	Hattiesburg, Miss.	300	287	304	891	13/15
9/15-16	Mean Green Classic	Flower Mound, Texas	295	297	299	891	9/16
9/29-30	Cardinal Intercollegiate	Louisville, Ky.	300	299	298	897	6/14
10/6-7	Purina Classic	St. Charles, Mo.	296	291	290	877	8/9
10/20-21	Squire Creek Classic	Choudrant, La.	299	302	302	903	5/15
2/21-22	USF Invitational	Tampa, Fla.	304	301	316	921	11/14
3/8-9	Louisiana Classics	Lafayette, La.	317	305	308	930	15/15
3/29-30	Lindsey Collegiate Classic	Little Rock, Ark.	298	297	318	913	11/15
4/3-4	LSU Spring Invitational	Baton Rouge, La.	297	294	290	881	14/17
4/12-13	Indian Classic	Jonesboro, Ark.	300	%	313	613	16/18
4/19-21	Sun Belt Conference Championships	Niceville, Fla.	312	295	304	911	9/10

**2004-05**
**Head Coach: Neil Abel**

Date	Tournament	Location	Rd 1	Rd 2	Rd 3	Total	Place
9/13-14	Mean Green Classic	Lantana, Texas	297	294	302	893	6/14
9/19-20	Raisin' Cane Classic	Hattiesburg, Miss.	292	303	297	892	14/15
9/27-28	Cardinal Intercollegiate	Louisville, Ky.	303	296	308	907	15/19
10/11-12	Missouri Bluffs Challenge	St. Charles, Mo.	297	297	311	905	12/13
10/18-19	Squire Creek Intercollegiate	Choudrant, La.	311	301	307	919	14/17
11/1-2	49er Collegiate Classic	Huntersville, N.C.	287	291	294	872	7/15
3/7-8	Louisiana Classics	Lafayette, La.	298	%	322	620	14/15
3/21-22	Homewood Suites Intercollegiate	Mobile, Ala.	302	290	300	892	10/13
3/28-29	Little Rock Collegiate	Little Rock, Ark.	295	293	300	888	1/16
4/2-3	LSU Spring Invitational	Baton Rouge, La.	297	294	307	898	10/17
4/11-12	Indian Classic	Jonesboro, Ark.	289	%	%	289	2/15
4/18-20	Sun Belt Conference Championships	Port St. Lucie, Fla.	302	306	310	918	10/10

**2005-06**
**Head Coach: Neil Abel**

Date	Tournament	Location	Rd 1	Rd 2	Rd 3	Total	Place
9/12-13	Mean Green Classic	Lantana, Texas	294	298	298	890	9/14
9/26-27	Cardinal Intercollegiate	Louisville, Ky.	306	300	285	891	11/14
10/10-11	Missouri Bluffs Challenge	St. Charles, Mo.	284	286	297	867	8/14
10/17-18	Squire Creek Classic	Choudrant, La.	305	284	293	882	8/20
10/31-11/1	Sam Hall Invitational	Jackson, Miss.	289	288	293	870	9/16
3/3-5	USF Invitational	Tampa, Fla.	299	300	310	909	13/18
3/27-28	Little Rock Collegiate	Little Rock, Ark.	312	295	311	918	11/15
4/3-4	Branson Creek Invitational	Hollister, Mo.	306	294	297	897	3/11
4/9-10	Indian Classic	Jonesboro, Ark.	292	291	296	879	12/16
4/17-19	Sun Belt Conference Championships	Port St. Lucie, Fla.	293	295	295	883	6/10


**2006-07**
**Head Coach: Steve Johnson**

Date	Tournament	Location	Rd 1	Rd 2	Rd 3	Total	Place
9/11-12	Mean Green Classic	Lantana, Texas	310	313	304	927	14/14
9/18-19	Callis Communications Intercollegiate	Mobile, Ala.	296	298	296	890	12/12
10/16-17	Squire Creek Intercollegiate	Choudrant, La.	%	%	306	306	16/18
10/23-24	Mason Rudolph Intercollegiate	Franklin, Tenn.	300	307	307	914	12/14
10/30-31	Sam Hall Intercollegiate	Hattiesburg, Miss.	296	291	295	882	11/12
2/19-20	UTSA Intercollegiate	San Antonio, Texas	313	301	294	908	12/17
3/6-7	Louisiana Classics	Lafayette, La.	305	302	310	917	15/15
4/2-3	Middle Tennessee Intercollegiate	Murfreesboro, Tenn.	301	289	297	887	7/11
4/9-10	Indian Classic	Jonesboro, Ark.	292	291	296	879	12/16
4/16-18	Sun Belt Conference Championships	Orlando, Fla.	308	303	294	905	9/12

**2007-08**
**Head Coach: Steve Johnson**

Date	Tournament	Location	Rd 1	Rd 2	Rd 3	Total	Place
9/17-18	Jaguar Intercollegiate	Mobile, Ala.	296	296	301	893	12/12
10/1-2	UT Arlington Invitational	Fort Worth, Texas	295	292	295	882	5/15
10/8-9	Memphis Intercollegiate	Memphis, Tenn.	312	%	287	599	9/15
10/15-16	Squire Creek Classic	Choudrant, La.	296	288	283	867	6/18
10/29-30	UTSA Invitational	San Antonio, Texas	292	293	300	885	8/15
2/25-26	UCF Invitational	Orlando, Fla.	315	296	295	906	18/18
3/1-2	USF Invitational	Tampa, Fla.	300	297	303	900	15/18
3/10-11	Louisiana Classics	Lafayette, La.	304	313	317	934	14/14
3/17-18	Little Rock Collegiate	Little Rock, Ark.	303	315	309	927	9/15
3/24-25	Carter Plantation Intercollegiate	Hammond, La.	312	311	312	935	9/15
4/7-8	Indian Classic	Jonesboro, Ark.	278	280	278	836	2/16
4/21-23	Sun Belt Conference Championships	Muscle Shoals, Ala.	297	299	306	902	11/12

**2008-09**
**Head Coach: Steve Johnson**

Date	Tournament	Location	Rd 1	Rd 2	Rd 3	Total	Place
9/19-20	The McLaughlin	Farmingdale, N.Y.	295	291	276	862	4/18
9/27-28	Mason Rudolph Intercollegiate	Franklin, Tenn.	284	288	297	869	9/17
10/5-6	Memphis Intercollegiate	Memphis, Tenn.	302	299	%	601	8/16
10/13-14	Squire Creek Classic	Choudrant, La.	293	288	293	874	10/16
10/20-21	Sycuan Collegiate Invitational	El Cajon, Calif.	287	294	287	868	11/20
10/27-28	Sam Hall Intercollegiate	Hattiesburg, Miss.	293	301	287	881	3/14
3/6-8	USF Invitational	Tampa, Fla.	286	302	304	892	17/23
3/22-24	Mobile Bay Intercollegiate	Mobile, Ala.	304	302	311	917	9/16
3/30-31	Little Rock Collegiate	Little Rock, Ark.	308	295	297	900	9/18
4/13-14	Red Wolf Classic	Jonesboro, Ark.	296	285	289	870	2/14
4/20-22	Sun Belt Conference Championships	Houston, Texas	290	298	299	887	7/11

**2009-10**
**Head Coach: Steve Johnson**

Date	Tournament	Location	Rd 1	Rd 2	Rd 3	Total	Place
9/14-15	Sam Hall Intercollegiate	Hattiesburg, Miss.	280	283	291	854	4/15
9/26-27	Mason Rudolph Intercollegiate	Franklin, Tenn.	272	%	285	557	3/15
10/5-6	Squire Creek Classic	Choudrant, La.	307	294	295	896	13/16
10/19-20	Memphis Intercollegiate	Memphis, Tenn.	309	305	307	921	15/16
11/1-3	Carter Plantation Intercollegiate	Springfield, La.	289	301	302	892	7/13
2/21-23	Mobile Bay Intercollegiate	Mobile, Ala.	305	296	295	896	10/18
3/5-7	USF Invitational	Dade City, Fla.	289	290	296	875	9/23
3/15-16	Jackrabbit Invitational	Primm, Nev.	295	295	285	875	2/17
3/29-30	Little Rock Collegiate	Little Rock, Ark.	303	302	307	912	16/18
4/12-13	Red Wolf Classic	Jonesboro, Ark.	307	285	302	894	13/18
4/26-28	Sun Belt Conference Championships	Muscle Shoals, Ala.	303	298	290	891	6/12


**2010-11**
**Head Coach: Steve Johnson**

Date	Tournament	Location	Rd 1	Rd 2	Rd 3	Total	Place
9/13-14	Sam Hall Intercollegiate	Hattiesburg, Miss.	285	281	287	853	7/15
9/24-26	Mason Rudolph Intercollegiate	Franklin, Tenn.	293	290	287	870	11/17
10/4-5	Squire Creek Classic	Choudrant, La.	308	301	316	925	10/12
10/11-12	Savannah Intercollegiate	Pooler, Ga.	295	284	297	876	9/14
10/25-26	Memphis Intercollegiate	Memphis, Tenn.	296	297	309	902	10/15
2/20-21	Mobile Bay Intercollegiate	Mobile, Ala.	302	299	297	898	13/15
3/4-6	USF Invitational	Dade City, Fla.	287	287	293	867	4/21
3/14-15	Grover Page Classic	Jackson, Tenn.	302	288	310	900	5/15
3/24-25	Barona Collegiate	Lakeside, Calif.	367	384	390	1141	11/16
3/28-29	Little Rock Classic	Little Rock, Ark.	297	306	306	909	11/17
4/11-12	Red Wolf Intercollegiate	Jonesboro, Ark.	287	%	287	574	5/18
4/25-27	Sun Belt Conference Championships	Muscle Shoals, Ala.	%	293	291	584	4/11

**2011-12**
**Head Coach: Steve Johnson**

Date	Tournament	Location	Rd 1	Rd 2	Rd 3	Total	Place
9/12-13	Sam Hall Intercollegiate	Hattiesburg, Miss.	295	287	285	867	12/15
9/19-20	UT Arlington Invitational	Fort Worth, Texas	291	293	%	584	3/19
10/1-2	D.A. Weibring Intercollegiate	Normal, Ill.	322	308	294	928	13/15
10/17-18	Bill Ross Intercollegiate	Overland Park, Kan.	298	291	297	886	2/11
11/7-8	Amelia National Intercollegiate	Fernandina Beach, Fla.	305	307	926	908	10/15
2/20-21	Mobile Bay Intercollegiate	Mobile, Ala.	311	298	296	905	14/15
3/4-6	USF Invitational	Dade City, Fla.	304	298	304	895	13/17
3/9-11	Seminole Intercollegiate	Tallahassee, Fla.	289	288	287	864	9/18
3/26-27	Little Rock Collegiate	Little Rock, Ark.	317	307	317	941	15/16
4/2-3	Red Wolf Intercollegiate	Jonesboro, Ark.	291	298	289	878	7/22
4/9-10	Memphis Intercollegiate	Memphis, Tenn.	322	324	315	961	12/12
4/23-25	Sun Belt Conference Championships	Muscle Shoals, Ala.	314	303	313	930	11/11

**2012-13**
**Head Coach: Steve Johnson**

Date	Tournament	Location	Rd 1	Rd 2	Rd 3	Total	Place
9/10-11	Sam Hall Intercollegiate	Hattiesburg, Miss.	291	293	294	878	13/15
9/22-23	Mason Rudolph Intercollegiate	Franklin, Tenn.	297	306	293	896	15/15
9/31-10/1	Cobra-Puma Invitational	Ft. Myers, Fla.	299	297	296	892	14/15
10/15-16	Bill Ross Intercollegiate	Overland Park, Kan.	295	290	296	881	3/14
11/5-6	A-State Fall Beach Classic	Gulf Shores, Ala.	304	306	310	920	9/13
2/4-5	Rice Intercollegiate	Houston, Texas	303	301	313	917	14/14
2/18-19	Mobile Bay Intercollegiate	Mobile, Ala.	308	311	307	926	16/16
3/11-12	Jackrabbit Invitational	Primm, Nev.	297	291	290	878	8/14
3/25-26	Memphis Intercollegiate	Memphis, Tenn.	320	324	312	956	15/16
4/1-2	Red Wolf Intercollegiate	Jonesboro, Ark.	292	293	296	881	6/20
4/8-9	Old Waverly Collegiate	West Point, Miss.	315	309	305	929	14/14
4/22-24	Sun Belt Conference Championships	Muscle Shoals, Ala.	300	305	301	906	8/11

**2013-14**
**Head Coach: Steve Johnson**

Date	Tournament	Location	Rd 1	Rd 2	Rd 3	Total	Place
9/9-10	Sam Hall Intercollegiate	Hattiesburg, Miss.	295	279	292	866	11/15
9/15-16	D.A. Weibring Intercollegiate	Normal, Ill.	297	296	292	885	7/15
10/14-15	Bill Ross Intercollegiate	Overland Park, Kan.	305	293	296	894	8/15
10/27-28	Cobra-Puma Invitational	Miromar Lakes, Fla.	298	294	298	890	7/13
11/4-5	A-State Fall Beach Classic	Gulf Shores, Ala.	295	287	301	883	5/13
2/17-18	Rice Intercollegiate	Houston, Texas	309	307	304	920	12/15
3/3-4	Argent Financial Classic	Choudrant, La.	326	299	%	625	12/13
3/17-18	Jackrabbit Invitational	Primm, Nev.	302	292	313	907	7/15
3/24-25	Little Rock Classic	Little Rock, Ark.	303	300	315	918	8/14
3/31-4/1	Red Wolves Intercollegiate	Jonesboro, Ark.	285	295	282	862	1/21
4/21-23	Sun Belt Conference Championships	Saucier, Miss.	302	299	294	895	9/10


**2014-15**
**Head Coach: Steve Johnson**

Date	Tournament	Location	Rd 1	Rd 2	Rd 3	Total	Place
9/8-9	Sam Hall Intercollegiate	Hattiesburg, Miss.	294	294	290	878	14/15
9/15-16	Memphis Intercollegiate	Memphis, Tenn.	297	288	303	888	7/13
10/13-14	Bill Ross Intercollegiate	Overland Park, Kan.	307	%	308	615	6/16
10/27-28	FGCU Classic	Estero, Fla.	306	310	315	931	11/14
11/3-4	A-State Fall Beach Classic	Gulf Shores, Ala.	303	304	304	911	4/8
2/16-17	Bronc Intercollegiate	Edinburg, Texas	301	315	309	925	2/5
3/9-10	Bash at the Beach	Myrtle Beach, S.C.	300	290	280	870	6/17
3/16-17	Bobby Nichols Intercollegiate	Sevierville, Tenn.	293	289	293	875	10/15
3/28-29	FAU Slomin Autism Championship	Lake Worth, Fla.	292	298	296	886	10/20
4/4-5	Red Wolves Intercollegiate	Jonesboro, Ark.	301	292	294	887	4/21
4/13-14	ORU Shootout	Broken Arrow, Okla.	317	%	304	621	6/14
4/19-21	Sun Belt Conference Championships	Miramar Beach, Fla.	299	289	298	886	10/11

**2015-16**
**Head Coach: Mike Hagen**

Date	Tournament	Location	Rd 1	Rd 2	Rd 3	Total	Place
9/14-15	Sam Hall Intercollegiate	Hattiesburg, Miss.	289	301	275	865	9/15
9/21-22	Memphis Intercollegiate	Cordova, Tenn.	292	282	288	862	2/13
9/26-27	Sun Belt Conference Preview	Sandestin, Fla.	294	278	290	862	6/10
10/12-13	WKU Invitational	Bowling Green, Ky.	292	298	302	892	1/12
10/26-27	A-State Fall Beach Classic	Gulf Shores, Ala.	293	%	289	582	1/11
2/28-3/1	Loyola Intercollegiate	Goodyear, Ariz.	279	281	273	833	1/17
3/7-8	Bash at the Beach Invitational	Myrtle Beach, S.C.	285	281	288	854	2/19
3/14-15	Grover Page Classic	Jackson, Tenn.	282	284	280	846	1/12
3/28-29	Little Rock Classic	Little Rock, Ark.	304	298	309	911	7/15
4/4-5	Red Wolves Intercollegiate	Jonesboro, Ark.	278	277	297	852	1/15
4/11-12	ORU Shootout	Brooken Arrow, Okla.	294	289	293	876	1/11
4/24-26	Sun Belt Conference Championship	Miramar Beach, Fla.	289	278	288	855	3/11

*Semifinal match play vs Troy | L, 1-3*
**2016-17**
**Head Coach: Mike Hagen**

Date	Tournament	Location	Rd 1	Rd 2	Rd 3	Total	Place
9/12-13	Sam Hall Intercollegiate	Hattiesburg, Miss.	291	282	283	856	6/15
9/26-27	Memphis Intercollegiate	Cordova, Tenn.	306	300	299	905	6/13
10/10-11	Mountanner Intercollegiate	Brideport, W.Va.	302	295	302	899	12/14
10/24-25	Pinetree Intercollegiate	Kennesaw, Ga.	301	288	304	893	5/11
10/30-11/1	Duck Commander Intercollegiate	El Dorado, Ark.	295	297	303	895	1/10
2/25-27	Loyola Intercollegiate	Goodyear, Ariz.	282	288	279	849	4/16
3/5-6	Tiger Invitational	Opelika, Ala.	287	290	293	870	8/19
3/15-16	Bob Sitton Invitational	Dallas, Texas	288	282	282	852	1/24
4/3-4	Red Wolves Intercollegiate	Jonesboro, Ark.	299	291	292	882	2/16
4/15-16	Hawkeye Invitational	Iowa City, Iowa	289	292	293	874	5/14
4/22-25	Sun Belt Conference Championships	Miramar Beach, Fla.	292	287	293	872	3/12

*Semifinal match play vs Georgia Southern | L, 2-3*
**2017-18**
**Head Coach: Mike Hagen**

Date	Tournament	Location	Rd 1	Rd 2	Rd 3	Total	Place
9/8-10	Wolf Run Intercollegiate	Zionsville, Ind.	288	300	298	886	4/16
9/18-19	Memphis Intercollegiate	Cordova, Tenn.	299	287	283	869	2/13
10/9-10	Bayou City Collegiate Classic	Pearland, Texas	282	287	288	857	2/15
10/23-24	Little Rock Invitational	Little Rock, Ark.	296	293	310	899	6/10
10/29-31	Duck Commander Intercollegiate	El Dorado, Ark.	303	311	316	930	5/12
2/24-25	Seminole Intercollegiate	Tallahassee, Fla.	287	285	294	866	2/14
3/9-10	Border Olympics	Laredo, Texas	281	286	278	845	2/17
3/19-20	Lone Star Invitational	San Antonio, Texas	288	290	288	866	2/15
4/2-3	Bubba Barnett Intercollegiate	Jonesboro, Ark.	273	276	289	838	1/14
4/13-14	Hawkeye Invitational	Iowa City, Iowa	297	307	%	604	8/13
4/22-24	Sun Belt Conference Championships	Sandestin, Fla.	311	286	285	884	9/12


**2018-19**

Date	Tournament	Location	Rd 1	Rd 2	Head Coach: Mike Hagen		
					Rd 3	Total	Place
9/10-11	Lone Star Invitational	San Antonio, Texas	291	%	289	580	2/15
9/16-18	Golfweek Conference Challenge	Cedar Rapids, Iowa	277	276	%	553	1/16
10/6-8	Maridoe Intercollegiate	Carrollton, Texas	292	304	294	890	6/14
10/14-16	Quail Valley Intercollegiate	Vero Beach, Fla.	279	284	275	838	3/16
10/22-23	Little Rock Invitational	Little Rock, Ark.	298	283	282	863	1/17
2/24-26	Tiger Invitational	Opelika, Ala.	283	300	290	873	4/16
3/11-12	Border Olympics	Laredo, Texas	275	270	290	835	1/16
4/1-2	Bubba Barnett Intercollegiate	Jonesboro, Ark.	287	291	279	857	1/11
4/15-16	Bayou City Collegiate Classic	Pearland, Texas	289	294	288	871	5/14
4/21-24	Sun Belt Conference Championships	Miramar Beach, Fla.	281	274	281	836	1/12
<i>Semifinal match play vs Coastal Carolina   W, 3-2 // Final match play vs ULM   W, 4-1</i>							
5/12-15	NCAA Regional	Simpsonville, Ky.	295	290	293	878	11/13

**2019-20**

Date	Tournament	Location	Rd 1	Rd 2	Head Coach: Mike Hagen		
					Rd 3	Total	Place
9/15-17	Golfweek Conference Challenge	Cedar Rapids, Iowa	288	283	300	871	4/16
9/23-24	Graeme McDowell Invitational	Birmingham, Ala.	286	287	281	854	3/19
10/6-8	Maridoe Intercollegiate	Carrollton, Texas	297	303	309	909	5/12
10/14-15	Bubba Barnett Intercollegiate	Jonesboro, Ark.	280	275	274	829	1/13
10/26-27	Steelwood Collegiate Invitational	Loxley, Ala.	288	290	281	859	2/13
2/24-25	Border Olympics	Laredo, Texas	294	284	285	863	2/17
3/11-12	Tiger Invitational	Opelika, Ala.	292	302	287	881	12/20

*Remainder of season canceled due to COVID-19 pandemic*

**2020-21**

Date	Tournament	Location	Rd 1	Rd 2	Head Coach: Mike Hagen		
					Rd 3	Total	Place
10/12-13	Bubba Barnett Intercollegiate	Jonesboro, Ark.	269	273	272	814	1/10
10/19-20	Little Rock Invitational	Little Rock, Ark.	272	281	293	846	2/14
2/8	Individual Spring Kickoff	Irving, Texas					
2/26-28	LSU Invitational	Baton Rouge, La.	295	292	300	887	4/15
3/15-17	Tiger Invitational	Opelika, Ala.	295	287	284	866	10/15
3/27-29	Tar Heel Intercollegiate	Chapel Hill, N.C.	287	290	292	869	4/14
4/5-6	Bayou City Collegiate Classic	Houston, Texas	281	296	289	866	7/17
4/25-27	Sun Belt Conference Championships	El Dorado, Ark.	302	309	306	917	5/12
5/17-19	NCAA Noblesville Regional	Noblesville, Ind.	297	290	287	874	7/13

**2021-22**

Date	Tournament	Location	Rd 1	Rd 2	Head Coach: Mike Hagen		
					Rd 3	Total	Place
9/12-13	Gopher Invitational	Independence, Minn.	286	293	282	861	5/14
10/2-4	Rich Harvest Farms Intercollegiate	Sugar Grove, Ill.	292	294	281	867	12/12
10/11-12	Bubba Barnett Intercollegiate	Jonesboro, Ark.	292	289	277	858	1/17
10/18-19	Pinetree Intercollegiate	Kennesaw, Ga.	295	283	291	869	2/11
2/28-3/2	Lake Las Vegas Intercollegiate	Henderson, Nev.	292	289	285	866	7/15
3/5-6	Desert Mountain Collegiate	Scottsdale, Ariz.	280	311	295	886	8/16
3/21-22	All American Intercollegiate	Houston, Texas	300	299	%	599	8/17
3/27-28	The Hayt	Ponte Vedra Beach, Fla.	302	300	287	889	9/15
4/11-12	Mossy Oak Collegiate	West Point, Miss.	300	295	286	881	15/19
4/24-27	Sun Belt Conference Championships	El Dorado, Ark.	306	305	305	916	11/12

**2022-23**

Date	Tournament	Location	Rd 1	Rd 2	Head Coach: Mike Hagen		
					Rd 3	Total	Place
9/12-13	Gopher Invitational	Independence, Minn.	282	286	284	852	13/15
10/3-4	Mark Simpson Invitational	Boulder, Colo.	277	288	280	845	4/16
10/10-11	Bubba Barnett Intercollegiate	Jonesboro, Ark.	280	280	290	850	1/11
10/27-29	White Sands Bahamas Invitational	Paradise Island, Bahamas	274	286	287	847	3/12
2/27-3/1	Lake Las Vegas Intercollegiate	Henderson, Nev.	291	291	288	870	4/15
3/13-14	Seminole Intercollegiate	Tallahassee, Fla.	300	294	310	904	6/15
3/20-21	All American Intercollegiate	Houston, Texas	293	289	290	872	6/21
4/10-11	Tiger Collegiate Invitational	Columbia, Mo.	276	280	285	841	6/14
4/17-18	Tunica National Intercollegiate	Tunica, Miss.	292	283	288	863	1/12
4/24-26	Sun Belt Conference Championships	Madison, Miss.	304	279	299	882	6/14


**2023-24**
**Head Coach: Mike Hagen**

Date	Tournament	Location	Rd 1	Rd 2	Rd 3	Total	Place
9/10-12	Golfweek Fall Challenge	Pawleys Island, S.C.	274	274	280	828	4/14
9/18-19	Bearcat Invitational	Cincinnati, Ohio	293	294	283	870	14/17
10/2-3	Bubba Barnett Intercollegiate	Jonesboro, Ark.	270	271	276	817	1/16
10/29-31	Daniel Island Intercollegiate	Charleston, S.C.	302	274	290	866	6/18
2/26-28	Lake Las Vegas Intercollegiate	Henderson, Nev.	287	279	281	847	3/22
3/17-19	All American Intercollegiate	Houston, Texas	302	298	290	890	11/19
3/24-25	Seahawk Intercollegiate	Wilmington, N.C.	311	309	301	921	16/16
4/8-9	Tiger Intercollegiate	Columbia, Mo.	288	294	298	880	15/18
4/22-25	Sun Belt Conference Championships	Madison, Miss.	288	281	290	859	1/14
<i>Semifinal match play vs Texas State   W, 3-1 // Final match play vs ULM   W, 3-2</i>							
5/13-15	NCAA Austin Regional	Austin, Texas	287	287	295	869	9/13

**2024-25**
**Head Coach: Mike Hagen**

Date	Tournament	Location	Rd 1	Rd 2	Rd 3	Total	Place
9/8-10	Golfweek Fall Challenge	Pawleys Island, S.C.	277	279	273	829	1/15
9/20-21	William H. Tucker Invitational	Albuquerque, N.M.	292	282	312	886	10/17
9/30-10/1	Bubba Barnett Intercollegiate	Jonesboro, Ark.	277	271	274	822	1/15
10/29-31	Kapolei Invitational	Kapolei, Hawaii	285	298	297	880	6/15
2/24-26	Lake Las Vegas Intercollegiate	Henderson, Nev.	286	286	290	862	6/15
3/11-12	Grand Canyon Invitational	Phoenix, Ariz.	290	286	286	862	6/18
3/23-25	UC San Diego Invitational	La Jolla, Calif.	307	291	289	887	2/20
3/31-4/1	Cowboy Classic	Maricopa, Ariz.	281	284	283	848	6/23
4/14-15	A-State Spring Invitational	Jonesboro, Ark.	275	277	276	828	1/10
4/21-24	Sun Belt Conference Championships	Madison, Miss.	278	288	285	851	2/14
<i>Semifinal match play vs Georgia Southern   W, 3-2 // Final match play vs Coastal Carolina   L, 2-3</i>							

**2025-26**
**Head Coach: Mike Hagen**

Date	Tournament	Location	Rd 1	Rd 2	Rd 3	Total	Place
9/8-9	Whirlwind Invitational	Chandler, Ariz.	270	277	277	824	2/12
9/19-20	William H. Tucker Invitational	Albuquerque, N.M.	291	282	292	865	11/18
9/29-30	Mark Simpson Colorado Invitational	Erie, Colo.	275	270	277	822	1/19
10/6-7	Bubba Barnett Intercollegiate	Jonesboro, Ark.	277	282	264	823	1/12
10-20-22	The Saint Mary's Invitational	Monterey, Calif.	279	285	281	845	1/16
3/15-17	Semionle Intercollegiate	Tallahassee, Fla.	289	302	295	886	4/21
3/23-24	Pay It Forward Collegiate	Litchfield Park, Ariz.	289	282	285	856	4/17
3/31-4/1	Cowboy Classic	Maricopa, Ariz.	273	283	283	839	2/25
4/13-14	A-State Spring Invitational	Jonesboro, Ark.	277	279	283	839	1/11
4/26-30	Sun Belt Conference Championships	Madison, Miss.	284	287	282	853	2/14
<i>Semifinal match play vs Southern Miss   W, 3.5-1.5 // Final match play vs Coastal Carolina   W, 4-1</i>							
5/18-20	NCAA Marana Regional	Marana, Ariz.	281	274	285	840	4/14


**1997 CENTRAL REGIONAL - NORMAN, OKLA.**
**University of Oklahoma Golf Club Par 72**
**21st | 303-306-305=914 (+50)**

48	Zolton Veress	73-76-73=222 (+6)
83	David Faught	77-76-76=229 (+13)
87	Brian McCann	75-80-75=230 (+14)
103	Kyle Krennerich	80-75-81=236 (+20)
106	Bart Burton	83-74-85=239 (+23)

**1998 CENTRAL REGIONAL - SAN ANTONIO, TEXAS**
**Oak Hill Country Club Par 71**

87	Zolton Veress	73-76-76=225 (+12)
----	---------------	--------------------

**1999 CENTRAL REGIONAL - COLUMBUS, OHIO**
**Scarlet Course Par 72**

57	Zolton Veress	77-75-75=227 (+11)
----	---------------	--------------------


**2000 CENTRAL REGIONAL - VICTORIA, TEXAS**
**Victoria Country Club Par 71**
**17th | 296-300-284=880 (+28)**

32	Jason Jackson	71-78-67=216 (+3)
60	Matt Young	77-71-72=220 (+7)
89	Alan Clark	72-76-76=224 (+11)
99	Adam Rauth	78-78-69=225 (+12)
115	Bart Burton	76-75-76=227 (+14)

**2001 CENTRAL REGIONAL - STILLWATER, OKLA.**
**Karsten Creek Golf Course Par 72**
**25th | 302-303-309=914 (+50)**

30	Matt Young	74-75-73=222 (+6)
71	Jason Jackson	75-73-80=228 (+12)
105	Adam Rauth	76-74-82=232 (+16)
123	Wixson Hufstetler	77-81-79=237 (+21)
123	Scott Crisco	79-81-77=237 (+21)

**2002 CENTRAL REGIONAL - LITTLE ROCK, ARK.**
**Pleasant Valley Country Club Par 72**
**22nd | 314-300-307=921 (+57)**

50	Wixson Hufstetler	78-68-78=224 (+8)
66	Scott Crisco	76-75-76=227 (+11)
96	Adam Rauth	80-75-77=232 (+16)
120	Alan Clark	80-82-76=238 (+22)
134	Justin Pogacnik	82-84-82=245 (+32)

**2010 SOUTHWEST REGIONAL - SANTEE, CALIF.**
**Carlton Oaks Golf Club Par 72**


60	Lloyd du Preez	79-75-79=233 (+17)
----	----------------	--------------------

**2017 BATON ROUGE REGIONAL - BATON ROUGE, LA.**
**University Club Par 72**

58	Zan Luka Stirn	75-78-81=234 (+18)
----	----------------	--------------------

**2018 NORMAN REGIONAL - NORMAN, OKLA.**
**OU Golf Club Par 72**

29	Tanner Napier	75-69-74=218 (+2)
----	---------------	-------------------


**2019 LOUISVILLE REGIONAL - SIMPSONVILLE, KY.**
**University of Louisville Golf Club Par 71**
**11th | 295-290-293=878 (+26)**

25	Julien Sale	75-70-71=216 (+3)
45	Zan Luka Stirn	73-75-73=221 (+8)
45	Joel Wendin	72-73-76=221 (+8)
55	Luka Naglic	75-76-73=224 (+11)
59	Matt Cole	77-72-76=225 (+12)


**2021 NOBLESVILLE REGIONAL - NOBLESVILLE, IND.**
**The Sagamore Club Par 72**
**7th | 297-290-287=874 (+10)**

3	Zan Luka Stirn	77-66-66=209 (-7)
26	Julien Sale	71-74-72=217 (+1)
47	Luka Naglic	76-73-74=223 (+7)
54	Adam Thorp	73-78-75=226 (+10)
68	Connor Wilson	80-77-80=237 (+21)


**2023 AUBURN REGIONAL - AUBURN, ALA.**


<b>Auburn University Club</b>	<b>Par 72</b>
28 Luka Naglic	76-77-70=223 (+7)


**2024 AUSTIN REGIONAL - AUSTIN, TEXAS**

<b>University of Texas Golf Club</b>	<b>Par 71</b>
<b>9th   287-287-295=869 (+17)</b>	
12 Jake Lile	74-68-70=212 (-1)
20 Thomas Schmidt	71-72-71=214 (+1)
41 Devyn Pappas	72-72-76=220 (+7)
65 Jack Maxey	74-75-78=227 (+14)
69 Hugo Ronnberg	70-76-84=230 (+17)

**2025 AUBURN REGIONAL - AUBURN, ALA.**

<b>Auburn University Club</b>	<b>Par 72</b>
25 Thomas Schmidt	72-70-78=220 (+4)
52 Jack Maxey	76-77-74=227 (+11)


**2026 MARANA REGIONAL - MARANA, ARIZ.**

<b>The Gallery Golf Club</b>	<b>Par 72</b>
<b>T4th   281-274-285=840 (-24)</b>	
14 Jake Lile	74-64-71=209 (-7)
21 Thomas Schmidt	69-71-71=211 (-5)
31 Cole Kirby	65-79-71=215 (-1)
43 Milan Reed	73-73-72=218 (+2)
49 Jake Wallis	80-66-73=219 (+3)

**TOP TEAM FINISHES**

Regional	Finish	Total	To Par
Marana 2026	T4th	840	-24
Noblesville 2021	7th	874	+10
Austin 2024	9th	869	+17
Louisville 2019	11th	878	+26
Central 2000	17th	880	+28
Central 1997	21st	914	+50
Central 2022	22nd	921	+57
Central 2001	25th	914	+50

**TOP INDIVIDUAL FINISHES**

Player	Regional	Finish	Total
Zan Luka Stirn	Noblesville 2021	3rd	209
Jake Lile	Austin 2024	12th	212
Jake Lile	Marana 2026	14th	209
Thomas Schmidt	Austin 2024	20th	214
Thomas Schmidt <sup>IND</sup>	Auburn 2025	25th	220
Julien Sale	Louisville 2019	25th	216
Julien Sale	Noblesville 2021	26th	217
Luka Naglic <sup>IND</sup>	Auburn 2023	28th	223
Tanner Napier <sup>IND</sup>	Norman 2018	29th	218
Matt Young	Central 2001	30th	222
Jason Jackson	Central 2000	32nd	216
Devyn Pappas	Austin 2024	41st	220
Zan Luka Stirn	Louisville 2019	45th	221
Joel Wendin	Louisville 2019	45th	221
Luka Naglic	Noblesville 2021	47th	223
Zolton Veress	Central 1997	48th	222
Wixson Hufstetler	Central 2002	50th	224
Jack Maxey <sup>IND</sup>	Auburn 2025	52nd	227
Adam Thorp	Noblesville 2021	54th	226
Luka Naglic	Louisville 2019	55th	224
Zolton Veress <sup>IND</sup>	Central 1999	57th	227
Zan Luka Stirn <sup>IND</sup>	Baton Rouge 2017	58th	234
Matt Cole	Louisville 2019	59th	225
Lloyd du Preez <sup>IND</sup>	Southwest 2010	60th	233
Matt Young	Central 2000	60th	220
Jack Maxey	Austin 2024	65th	227
Scott Crisco	Central 2002	66th	227
Connor Wilson	Noblesville 2021	68th	237
Hugo Ronnberg	Austin 2024	69th	230
Jason Jackson	Central 2001	71st	228


**INDIVIDUAL LOW ROUNDS**

18 Holes to Par	Season <sup>Rd</sup>	Total	To Par
Jake Lile	Marana 2026 <sup>2</sup>	64	-8
Cole Kirby	Marana 2026 <sup>1</sup>	65	-7
Jake Wallis	Marana 2026 <sup>2</sup>	66	-6
Zan Luka Stirn	Noblesville 2021 <sup>3</sup>	66	-6
Zan Luka Stirn	Noblesville 2021 <sup>2</sup>	66	-6
Jason Jackson	Central 2000 <sup>3</sup>	67	-4
Jake Lile	Austin 2024 <sup>2</sup>	68	-3
Wixson Hufstetler	Central 2002 <sup>2</sup>	68	-4
Thomas Schmidt	Marana 2026 <sup>1</sup>	69	-3
Tanner Napier <sup>IND</sup>	Norman 2008 <sup>2</sup>	69	-3
Adam Rauth	Central 2000 <sup>3</sup>	69	-2
Jake Lile	Austin 2024 <sup>3</sup>	70	-1
Hugo Ronnberg	Austin 2024 <sup>1</sup>	70	-1
Luka Naglic <sup>IND</sup>	Auburn 2023 <sup>3</sup>	70	-2
Julien Sale	Louisville 2019 <sup>2</sup>	70	-1

36 Holes to Par	Season	Total	To Par
Jake Lile	Marana 2026	138	-6
Thomas Schmidt	Marana 2026	140	-4
Thomas Schmidt <sup>IND</sup>	Auburn 2025	142	-2
Jake Lile	Austin 2024	142	E
Zan Luka Stirn	Noblesville 2021	143	-1
Thomas Schmidt	Austin 2024	143	+1
Cole Kirby	Marana 2026	144	E
Tanner Napier <sup>IND</sup>	Norman 2018	144	E
Devyn Pappas	Austin 2024	144	+2
Julien Sale	Noblesville 2021	145	+1
Julien Sale	Louisville 2019	145	+3
Joel Wendin	Louisville 2019	145	+3

54 Holes to Par	Season	Total	To Par
Jake Lile	Marana 2026	209	-7
Zan Luka Stirn	Noblesville 2021	209	-7
Thomas Schmidt	Marana 2026	211	-5
Jake Lile	Austin 2024	212	-1
Thomas Schmidt	Austin 2024	214	+1
Cole Kirby	Marana 2026	215	-1
Julien Sale	Louisville 2019	216	+3
Jason Jackson	Central 2000	216	+3
Julien Sale	Noblesville 2021	217	+1
Milan Reed	Marana 2026	218	+2
Tanner Napier <sup>IND</sup>	Norman 2018	218	+2

**TEAM LOW ROUNDS**

18 Holes to Par	Round	Total	To Par
Marana 2026	Second	274	-14
Marana 2026	First	281	-7
Central 2000	Third	284	E
Marana 2026	Third	285	-3
Noblesville 2021	Third	287	-1
Austin 2024	Second	287	+3
Austin 2024	First	287	+3
Noblesville 2021	Second	290	+2
Louisville 2019	Second	290	+6
Louisville 2019	Third	293	+9

36 Holes to Par	Total	To Par
Marana 2026	555	-21
Austin 2024	574	+6
Louisville 2019	585	+17
Noblesville 2021	587	+11
Central 2000	596	+28
Central 2001	605	+29
Central 1997	609	+33
Central 2002	614	+38

54 Holes to Par	Total	To Par
Marana 2026	840	-24
Austin 2024	869	+17
Noblesville 2021	874	+10
Louisville 2019	878	+26
Central 2000	914	+28
Central 1997	914	+50
Central 2002	921	+57


**TOP TEAM FINISHES**

Year	Finish	Total
2026	1st#	853
2024	1st%	859
2019	1st^	836
2025	2nd	851
1999	2nd	869
2017	3rd	872
2016	3rd	855
1997	3rd	861
1995	3rd	908
2011	4th	584
2000	4th	889
1996	4th	902
1994	4th	861
2021	5th	917
2003	5th	892
2023	6th	882
2010	6th	891
2006	6th	883
2001	6th	896
1998	6th	888
2009	7th	887
1993	7th	946

% First in stroke play

# Second in stroke play

^ Third in stroke play

**TOP INDIVIDUAL FINISHES**

Player	Finish	Year
Jack Maxey	1st %	2025
Thomas Schmidt	1st ^	2024
Luka Naglic	1st ^	2019
David Faught	1st	1997
David Faught	1st	1994
Lloyd du Preez	2nd	2009
Zolton Veress	2nd	1999
Thomas Schmidt	3rd	2026
Jake Wallis	3rd	2026
Thomas Schmidt	3rd	2025
Lloyd du Preez	3rd	2011
Jake Lile	4th	2024
Devyn Pappas	4th	2024
Tanner Napier	4th	2016
Andrew Huseman	4th	2016
Brian McCann	4th	1996
Brian McCann	4th	1995
Luka Naglic	5th	2021
Zan Luka Stirn	5th	2019
Wixson Huffstetler	5th	2003

% Won in individual medalist playoff

^ Lost in individual medalist playoff

**1992 - ST. FRANCISVILLE, LA.**
**The Bluffs on Thompson Creek**
**9th | 312-312-316=940**

20	Jeff Patterson	74-76-79=229
23	Mike Zizman	80-76-75=231
35	Chris Jenkins	78-79-81=238
42	Harry Bates	80-81-81=242
47	Mike Catton	81-83-86=250

**1993 - HOUSTON, TEXAS**
**The Woodlands Country Club**
**7th | 320-313-313=946**

22	Mike Zizman	79-74-81=234
28	Harry Bates	79-80-78=237
28	Scott Nichols	80-79-78=237
42	Ronald Rogers	87-80-77=244
44	Mike Catton	82-83-80=245

**1994 - NASHVILLE, TENN.**
**The Springhouse**
**4th | 291-282-288=861**

1	David Faught	71-70-66=207
15	Brian McCann	74-71-71=216
18	Tim Reeves	72-69-77=218
34	Scott Nichols	78-72-75=225
45	Mike Catton	74-83-76=233

**1995 - JACKSONVILLE, FLA.**
**The Champions Club at Julington Creek**
**3rd | 297-305-306=908**

4	Brian McCann	74-73-75=222
17	David Faught	74-77-78=229
17	Matt Oldershaw	74-81-74=229
34	Tim Reeves	75-79-80=234
34	Scott Nichols	79-76-79=234

**1996 - BROUSSARD, LA.**
**Le Triomphe Golf Club**
**4th | 293-309-300=902**

4	Brian McCann	75-76-67=218
-	Donsie Volschenk	71-82-74=227
-	David Faught	73-74-81=228
-	Kris Kelley	74-81-78=233
-	Kyle Kremerich	81-78-86=245

**1997 - MISSION, TEXAS**
**The Club at Cimarron**
**3rd | 290-283-288=861**

1	David Faught	71-67-70=208
9	Zolton Veress	72-73-70=215
11	Brian McCann	73-70-73=216
38	Jared Woard	80-73-75=228
39	Ryan Stone	74-79-76=229

**1998 - PINE BLUFF, ARK.**
**Harbor Oaks Golf Club**
**6th | 293-301-294=888**

10	Zolton Veress	72-74-72=218
13	Matt Young	70-75-74=219
18	Andy Jones	72-78-72=222
39	Bart Burton	81-74-77=232
40	Jared Woodard	79-78-76=233

**1999 - JONESBORO, ARK.**
**Sage Meadows Golf Club**
**2nd | 292-283-294=869**

2	Zolton Veress	69-68-76=213
6	Matt Young	71-70-76=217
14	Andy Jones	77-76-69=222
19	Bart Burton	78-69-78=225
26	Adam Rauth	75-81-73=229

**2000 - JONESBORO, ARK.**
**Sage Meadows Golf Club**
**4th | 301-286-302=889**

7	Adam Rauth	73-72-75=220
12	Alan Clark	77-72-74=223
19	Bart Burton	76-73-77=226
26	Matt Young	84-69-76=229
26	Jason Jackson	75-76-78=229

**2001 - ROANOKE, TEXAS**
**Trophy Club Country Club**
**6th | 307-296-293=896**

6	Jason Jackson	71-73-76=220
16	Adam Rauth	78-73-72=223
28	Matt Young	81-77-72=230
35	Scott Crisco	77-74-81=232
DQ	Wixson Huffstetler	76-73-DQ=DQ

**2002 - NICEVILLE, FLA.**
**Bluewater Bay Resort**
**8th | 303-301-307=911**

12	Wixson Huffstetler	76-75-71=222
13	Alan Clark	73-74-76=223
34	Adam Rauth	80-73-79=232
42	Jason Jackson	74-80-82=236
47	Scott Crisco	82-79-81=242

**2003 - NICEVILLE, FLA.**
**Bluewater Bay Resort**
**5th | 293-308-291=892**

5	Wixson Huffstetler	72-73-71=216
8	Alan Clark	72-75-71=218
28	Andrew Ross	72-81-75=228
34	Jeremiah Shields	77-79-74=230
WD	Scott Crisco	87-78-WD=WD


**2004 - NICEVILLE, FLA.**
**Bluewater Bay Resort**
**9th | 312-295-304=911**

17	Andrew Ross	80-73-70=223
22	Wixson Huffstetler	77-72-78=227
30	Scott Crisco	76-76-78=230
34	Nick Crisco	79-74-79=232
39	Peter Jury	81-76-78=235

**2005 - PORT ST. LUCIE, FLA.**
**PGA Village**
**10th | 302-306-310=918**

20	Andrew Ross	73-78-75=226
29	Nick Crisco	75-78-76=229
37	Kyle Roberts	79-77-77=233
41	Ryan Knoll	77-75-82=234
45	Tommy Murray	77-76-85=238

**2006 - PORT ST. LUCIE, FLA.**
**PGA Village**
**6th | 293-295-295=883**

7	Andrew Ross	74-71-72=217
7	Will Little	72-72-73=217
33	Lance Avants	76-77-76=229
39	Nick Crisco	83-75-74=232
45	Ryan Knoll	71-80-83=234

**2007 - ORLANDO, FLA.**
**Disney Wide World of Sports**
**9th | 308-303-294=905**

10	Matt Snowden	76-71-71=218
33	Will Little	83-73-72=228
41	Nick Crisco	78-78-74=230
52	Kell Shenep	75-84-77=236
56	Tyler Thompson	79-81-79=239

**2008 - MUSCLE SHOALS, ALA.**
**Robert Trent Jones Golf Trail**
**11th | 297-299-306=902**

29	Warren Hood	73-72-76=221
39	Kell Shenep	73-77-74=224
54	Tyler Thompson	77-74-81=232
55	Lloyd du Preez	74-83-76=233
57	John Duthie	80-76-80=236

**2009 - HOUSTON, TEXAS**
**Cypresswood Golf Club**
**7th | 290-298-299=887**

2	Lloyd du Preez	70-72-71=213
6	Tyler Thompson	70-75-73=218
37	Chris Pledger	73-76-77=226
51	John Duthie	77-76-80=233
51	Kell Shenep	80-75-78=233

**2010 - MUSCLE SHOALS, ALA.**
**Robert Trent Jones Golf Trail**
**6th | 303-298-290=891**

24	Kell Shenep	75-75-74=224
26	Wessell Zwiegiers	76-72-77=225
29	Chris Pledger	76-74-76=226
32	Lloyd du Preez	76-84-67=227
39	Tyler Thompson	79-77-73=229

**2011 - MUSCLE SHOALS, ALA.**
**Robert Trent Jones Golf Trail**
**4th | %-293-291=584**

3	Lloyd du Preez	%-72-69=141
17	Chris Pledger	%-72-76=148
25	Cory Williamson	%79-71=150
29	Chance Holden	%76-75=151
29	Warren Hood	%73-78=151

**2012 - MUSCLE SHOALS, ALA.**
**Robert Trent Jones Golf Trail**
**11th | 314-303-313=930**

29	Christian Helmbold	74-77-80=231
34	Sawyer Radler	85-74-75=234
39	Chris Pledger	80-75-81=236
42	Chance Holden	81-79-77=237
42	Cory Williamson	79-77-81=237

**2013 - MUSCLE SHOALS, ALA.**
**Robert Trent Jones Golf Trail**
**8th | 300-305-301=906**

18	Easton Key	74-75-74=223
22	Chance Holden	73-78-74=225
31	Seth Garner	76-76-76=228
37	Wessel Zwiegiers	77-76-77=230
53	Matt Howton	87-78-81=246

**2014 - SAUCIER, MISS.**
**Grand Bear Golf Course**
**9th | 302-299-294=895**

7	Easton Key	69-71-74=214
26	Sean Brock	77-75-72=224
34	Seth Garner	79-74-74=227
40	Matthew Loiacano	78-79-74=231
42	Chance Holden	78-79-75=232

**2015 - MIRAMAR BEACH, FLA.**
**Raven Golf Course**
**10th | 299-289-298=886**

17	Matthew Loiacano	75-73-70=218
32	Tanner Napier	77-69-77=223
37	Seth Garner	75-76-73=224
44	Oswin Schlenkrich	78-71-78=227
53	Petter Salqvist	72-77-85=234

**2016 - MIRAMAR BEACH, FLA.**
**Raven Golf Club**
**3rd | 289-278-288=855**

4	Tanner Napier	69-71-72=212
4	Andrew Huseman	75-66-71=212
7	Oswin Schlenkrich	72-69-72=213
24	Seth Garner	73-74-73=220
49	Joel Wendin	79-72-79=230

**2017 - MIRAMAR BEACH, FLA.**
**Raven Golf Club**
**3rd | 292-287-293=872**
*Semifinal match play vs Georgia Southern | 2&3*

6	Tanner Napier	72-72-71=215
16	Joel Wendin	71-75-72=218
25	Zan Luka Stirn	73-70-77=220
25	Andrew Huseman	76-70-74=220
57	Matt Cole	81-79-76=236

**2018 - MIRAMAR BEACH, FLA.**
**Raven Golf Club**
**9th | 311-286-285=884**

6	Tanner Napier	71-70-73=214
29	Jakub Bares	78-73-69=222
31	Zan Luka Stirn	82-71-72=223
44	Joel Wendin	82-73-71=227
57	Matt Cole	84-72-77=232

**2019 - MIRAMAR BEACH, FLA.**
**Raven Golf Club**
**3rd | 281-274-281=836**
*Semifinal match play vs Georgia Southern | 3&2*
*Final match play vs ULM | 4&1*

t1	Luka Naglic	66-67-69=202
5	Zan Luka Stirn	69-66-70=205
27	Matt Cole	74-70-70=214
42	Julien Sale	72-74-72=218
54	Joel Wendin	76-71-76=223

**2020 - Canceled**
**Covid-19 Pandemic**
**2021 - EL DORADO, ARK.**
**Mystic Creek Golf Club**
**5th | 302-309-306=917**

5	Luka Naglic	75-75-74=224
9	Julien Sale	78-77-72=227
17	Zan Luka Stirn	74-76-80=230
43	Jack Madden	80-82-80=242
49	Adam Thorp	75-81-89=245

**2022 - EL DORADO, ARK.****Mystic Creek Golf Club****11th | 302-309-306=917**

16	Luka Naglic	79-73-74=226
19	Christofer Rahm	71-79-77=227
29	Jack Madden	81-74-75=230
43	Devyn Pappas	75-79-80=234
-	Lucas Cena	83-X-79=162
-	Felix Krammer	X-82-X=X

**2023 - MADISON, MISS.****Annandale Golf Club****6th | 304-279-299=882**

9	Luka Naglic	76-67-73=216
22	Thomas Schmidt	75-69-77=221
33	Jack Madden	76-71-77=224
37	Jack Maxey	77-72-76=225
59	Devyn Pappas	83-74-73=230

**2024 - MADISON, MISS.****Annandale Golf Club****1st | 288-281-290=859***Semifinal match play vs Texas State | 3&1**Final match play vs ULM | 3&2*

t1	Thomas Schmidt	68-69-75=212
4	Jake Lile	69-72-73=214
4	Devyn Pappas	74-67-73=214
21	Jack Maxey	77-74-70=221
33	Hugo Ronnberg	77-73-74=224

**2025 - MADISON, MISS.****Annandale Golf Club****2nd | 278-288-285=851***Semifinal match play vs Georgia Southern | 3&2**Final match play vs Coastal Carolina | 2&3*

1	Jack Maxey	70-69-71=210
3	Thomas Schmidt	64-75-72=211
11	Jake Wallis	72-73-69=214
25	Chris Somerfield	73-71-73=217
49	Jake Lile	72-75-74=221

**2026 - MADISON, MISS.****Annandale Golf Club****2nd\* | 284-287-282=853***Semifinal match play vs Southern Miss | 3.5-1.5**Final match play vs Coastal Carolina | 4&1*

3	Thomas Schmidt	70-70-69=209
3	Jake Wallis	68-69-72=209
15	Cole Kirby	71-74-72=217
18	Milan Reed	75-74-70=219
36	Jake Lile	77-75-71=223

*\*2nd in stroke play / won match play*


**INDIVIDUAL LOW ROUNDS**

18 Holes to Par	Course	Year <sup>Rd</sup>	Total
Thomas Schmidt	Annandale GC	2025 <sup>1</sup>	64
Zan Luka Stirn	Raven GC	2019 <sup>2</sup>	66
Luka Naglic	Raven GC	2019 <sup>1</sup>	66
Andrew Huseman	Raven GC	2016 <sup>2</sup>	66
David Faught	The Springhouse	1994 <sup>3</sup>	66
Devyn Pappas	Annandale GC	2024 <sup>2</sup>	67
Luka Naglic	Annandale GC	2023 <sup>2</sup>	67
Luka Naglic	Raven GC	2019 <sup>2</sup>	67
David Faught	The Club at Cimarron	1997 <sup>2</sup>	67
Jake Wallis	Annandale GC	2026 <sup>1</sup>	68
Thomas Schmidt	Annandale GC	2024 <sup>1</sup>	68
Zolton Veress	Sage Meadows GC	1999 <sup>2</sup>	68

36 Holes to Par	Course	Year	Total
Luka Naglic	Raven GC	2019	133
Zan Luka Stirn	Raven GC	2019	135
Jake Wallis	Annandale GC	2026	137
Thomas Schmidt	Annandale GC	2024	137
Zolton Veress	Sage Meadows GC	1999	137
David Faught	The Club at Cimarron	1997	138
Thomas Schmidt	Annandale GC	2025	139
Jack Maxey	Annandale GC	2025	139
Thomas Schmidt	Annandale GC	2026	140
Tanner Napier	Raven GC	2016	140
Easton Key	Grand Bear GC	2014	140
Jake Lile	Annandale GC	2024	141
Devyn Pappas	Annandale GC	2024	141
Tanner Napier	Raven GC	2018	141
Andrew Huseman	Raven GC	2016	141
Oswin Schlenkrich	Raven GC	2016	141
Lloyd du Preez	Robert Trent Jones	2011	141
Matt Young	Sage Meadows GC	1999	141
David Faught	The Springhouse	1994	141
Tim Reeves	The Springhouse	1994	141

54 Holes to Par	Course	Year	Total
Luka Naglic	Raven GC	2019	202
Zan Luka Stirn	Raven GC	2019	205
David Faught	The Springhouse	1994	207
David Faught	The Club at Cimarron	1997	208
Thomas Schmidt	Annandale GC	2026	209
Jake Wallis	Annandale GC	2026	209
Jack Maxey	Annandale GC	2025	210
Thomas Schmidt	Annandale GC	2025	211
Thomas Schmidt	Annandale GC	2024	212
Tanner Napier	Raven GC	2016	212
Andrew Huseman	Raven GC	2016	212
Oswin Schlenkrich	Raven GC	2016	213
Lloyd du Preez	Robert Trent Jones	2011	213
Zolton Veress	Sage Meadows GC	1999	213
Jake Wallis	Annandale GC	2025	214
Jake Lile	Annandale GC	2024	214
Devyn Pappas	Annandale GC	2024	214
Matt Cole	Raven GC	2019	214
Tanner Napier	Raven GC	2018	214
Easton Key	Grand Bear GC	2014	214

**TEAM LOW ROUNDS**

18 Holes to Par	Course	Round	Total
2019	Raven GC	2	274
2025	Annandale GC	1	278
2016	Raven GC	2	278
2023	Annandale GC	2	279
2024	Annandale GC	2	281
2019	Raven GC	3	281
2019	Raven GC	1	281
2026	Annandale GC	3	282
1994	The Springhouse	2	282
1999	Sage Meadows GC	2	283
1997	The Club at Cimarron	2	283
2026	Annandale GC	1	284
2025	Annandale GC	3	285
2018	Raven GC	3	285
2018	Raven GC	2	286
2000	Sage Meadows GC	2	286
2026	Annandale GC	2	287
2017	Raven GC	2	287

36 Holes to Par	Course	Total
2019	Raven GC	555
2025	Annandale GC	566
2016	Raven GC	567
2024	Annandale GC	569
2026	Annandale GC	571
1997	The Club at Cimarron	573
1994	The Springhouse	573
2017	Raven GC	579
2023	Annandale GC	583
2011	Robert Trent Jones	584
1999	Sage Meadows GC	585

54 Holes to Par	Course	Total
2019	Raven GC	836
2025	Annandale GC	851
2026	Annandale GC	853
2016	Raven GC	855
2024	Annandale GC	859
1997	The Club at Cimarron	861
1994	The Springhouse	861
1999	Sage Meadows GC	869
2017	Raven GC	872
2023	Annandale GC	882
2006	PGA Village	883


**Conference Honors**
**Sun Belt Conference**
**Coach of the Year**

2015-16	Mike Hagen
2023-24	Mike Hagen
2025-26	Mike Hagen

**Sun Belt Conference**
**Golfer of the Year**

2020-21	Julien Sale
2023-24	Thomas Schmidt
2024-25	Thomas Schmidt
2025-26	Thomas Schmidt

**Sun Belt Conference**
**Freshman of the Year**

2007-08	Lloyd du Preez
2016-17	Zan Luka Stirn
2018-19	Luka Naglic
2024-25	Jake Wallis

**Sun Belt Conference**
**Newcomer of the Year**

2016-17	Zan Luka Stirn
---------	----------------

**American South All-Conference**

1987-88	Dave Daily
1987-88	Todd Reaume
1990-91	Chris Jenkins

**All-Sun Belt Conference**

1993-94	David Faught
1994-95	David Faught
	Brian McCann
	David Faught
1995-96	Jason Jones
	Brian McCann
1996-97	David Faught
	Brian McCann
1998-99	Zoltan Veress
	Matt Young
1999-00	Jason Jackson
	Matt Young
2000-01	Jason Jackson
2002-03	Wixson Huffstetler
2003-04	Wixson Huffstetler
2005-06	Andrew Ross
2008-09	Lloyd du Preez
	Tyler Thompson
2009-10	Lloyd du Preez
2010-11	Chris Pledger
	Lloyd du Preez
2014-15	Matthew Loiacano (H)

	Andrew Huseman (2)
2015-16	Tanner Napier (2)
	Oswin Schlenkrich (H)
	Zan Luka Stirn (1)
2016-17	Tanner Napier (2)
	Joel Wendin (3)
	Tanner Napier (1)
2017-18	Zan Luka Stirn (3)
	Joel Wendin (3)
	Julien Sale (1)
2018-19	Zan Luka Stirn (1)
	Luka Naglic (2)
	Joel Wendin (3)
	Julien Sale (1)
2020-21	Zan Luka Stirn (1)
	Luka Naglic (2)
2021-22	Luka Naglic (2)
	Christofer Rahm (2)
2022-23	Luka Naglic (2)
	Thomas Schmidt (3)
2023-24	Thomas Schmidt (1)
	Thomas Schmidt (1)
2024-25	Jack Maxey (3)
	Jake Wallis (3)
	Thomas Schmidt (1)
2025-26	Jake Wallis (1)
	Milan Reed (3)


**Region Honors**
**PING All-Region**

2020-21	Julien Sale
---------	-------------

**Academic Honors**
**Cleveland Golf / Srixon**
**All-America Scholars**

2002-03	Scott Crisco
2004-05	Andrew Ross
2006-07	Matt Snowden
2010-11	Lloyd du Preez
	Warren Hood
2011-12	Cory Williamson
	Chance Holden
2012-13	Easton Key
	Wessel Zwiegers
2013-14	Chance Holden
2016-17	Andrew Huseman
	Tanner Napier
2017-18	Matthew Cole
	Tanner Napier
2018-19	Matthew Cole
	Joel Wendin

	Jack Madden
	Luka Naglic
2019-20	Julien Sale
	Zan Luka Stirn
	Michael Weppernig
	Jack Madden
	Luka Naglic
2020-21	Julien Sale
	Zan Luka Stirn
	Connor Wilson
	Lucas Cena
2021-22	Jack Madden
	Luka Naglic
	Chris Rahm
2022-23	Jack Madden
	Luka Naglic
	Pierce Johnson
2023-24	Jack Maxey
	Hugo Ronnberg
	Chris Somerfield
	Jake Lile
2024-25	Jack Maxey
	Milan Reed



**Mark Simpson Colorado Invitational Champs (822 / -42)**





**Bubba Barnett Intercollegiate Champs (823 / -41)**





**The Saint Mary's Invitational Champs (845 / -19)**





**A-State Spring Invitational Champs (839 / -25)**





Sun Belt Conference Champs





**NCAA Marana Regional (T4th / 840 / -24)**





# ALL CONFERENCE TEAMS

**THOMAS SCHMIDT**  
PLAYER OF THE YEAR  
ALL-CONFERENCE FIRST TEAM



**JAKE WALLIS**  
ALL-CONFERENCE FIRST TEAM



**MILAN REED**  
ALL-CONFERENCE THIRD TEAM



**MARANA REGIONAL 2016**  
**CLEMSON**  
 COACH: Jordan Byrd  
 VENUE: MARANA - The Gallery GC, Marana, Arizona

PLAYER	1ST ROUND	2ND ROUND	TOTAL	1ST ROUND	2ND ROUND	TOTAL
AVGUSTSSON	72	69	141			
BREDKJAER	73	69	142			
HIGGINS	77	75	152			
	73					
	74					
<b>TOTALS</b>	<b>292</b>	<b>277</b>				

**MARANA REGIONAL 2016**  
**IONA**  
 COACH: Sean Barby  
 VENUE: MARANA - The Gallery GC, Marana, Arizona

PLAYER	1ST ROUND	2ND ROUND	TOTAL	1ST ROUND	2ND ROUND	TOTAL
HENDERSON	75	75	150			
RICHARDS	77	70	147			
	81					
	79					

**MARANA REGIONAL 2016**  
**OKLAHOMA STATE**  
 COACH: Adam Byrd  
 VENUE: MARANA - The Gallery GC, Marana, Arizona

PLAYER	1ST ROUND	2ND ROUND	TOTAL	1ST ROUND	2ND ROUND	TOTAL
STANT						
FANG						
LANE						
LEE						

**MARANA REGIONAL 2016**  
**TARLETON STATE**  
 COACH: [unclear]  
 VENUE: MARANA - The Gallery GC, Marana, Arizona

PLAYER	1ST ROUND	2ND ROUND	TOTAL	1ST ROUND	2ND ROUND	TOTAL
RYAN						
RYAN						
RYAN						
RYAN						

