



# ARKANSAS STATE RED WOLVES

## 2025-26 MEN'S BASKETBALL GAME NOTES

MBB Contact: Davey Stinchcomb • Email: dstinchcomb@astate.edu • O: (870) 972-2541 • C: (870) 558-9156 • 217 Olympic Drive, Jonesboro, AR 72401

### 2025-26 SCHEDULE

SBC: 5-6 | Non-Conference: 8-4  
Home: 7-3 | Away: 6-7 | Neutral: 0-0

#### NOVEMBER

MAC/SBC Challenge (Campus Sites)

3	at Ohio	ESPN	W 89-85
7	at Stephen F. Austin	ESPN	L 65-90
11	at Missouri State	ESPN	W 86-85
15	Christian Brothers	ESPN	W 95-67
19	at Saint Mary's	ESPN	L 72-85
21	at SMU	ACC NETWORK	L 69-100

Arkansas State Thanksgiving MTE (Jonesboro, Ark.)

24	Jacksonville State	ESPN	W 74-63
28	North Dakota State	ESPN	W 85-80 <sup>OT</sup>

● ● ● ●

#### DECEMBER

2	UT Arlington	ESPN	W 83-63
6	at Little Rock	ESPN	W 90-78
13	at Rice	ESPN	L 76-77
17	at Texas State*	ESPN	W 89-70
20	at Southern Miss*	ESPN	W 93-86
30	Arkansas Tech	ESPN	W 107-63

● ● ● ●

#### JANUARY

3	James Madison*	ESPN	L 74-78
7	Troy*	ESPN	W 86-74
10	Texas State*	ESPN	W 83-82
15	at South Alabama*	ESPN	L 87-91 <sup>OT</sup>
17	at Troy*	ESPN	L 74-99
22	at Georgia Southern*	ESPN	W 85-68
24	at Georgia State*	ESPN	L 81-82
28	Old Dominion*	ESPN	L 71-75
31	Marshall*	ESPN	L 61-70

● ● ● ●

#### FEBRUARY

4	at Coastal Carolina*	ESPN	6:00 PM
---	----------------------	------	---------

MAC/SBC Challenge (Campus Sites)

7	Bowling Green	ESPN	2:00 PM
11	ULM*	ESPN	7:00 PM
14	South Alabama*	ESPN	2:00 PM
19	at Louisiana*	ESPN	7:00 PM
21	at ULM*	ESPN	2:00 PM
24	Southern Miss*	ESPN	7:30 PM
27	Louisiana*	ESPN	7:30 PM

● ● ● ●

#### MARCH

Sun Belt Conference Championship (Pensacola, Fla.)			
-	TBD (March 3-9)	ESPN	TBD

\* Sun Belt Conference Game

All times listed in Central Standard Time (CST)

WEDNESDAY, FEBRUARY 4, 2026 • 6:00 PM CT • CONWAY, S.C. • THE HTC CENTER



### ARKANSAS STATE

Record: 13-10 (5-6 SBC)  
Head Coach: Ryan Pannone  
W-L (Yr): 13-10 (1st Yr.)  
W-L at School: 13-10 (1st Yr.)

### BROADCAST INFORMATION

TV | ESPN+  
PxP: Sam Weiderhaft  
Analyst: Kyle Rush  
Analyst: Tony Dunkin

RADIO | EAB Red Wolves Sports Network  
PxP: Matt Stolz

LIVE STATS | AStateRedWolves.com/stats



### COASTAL CAROLINA

Record: 14-10 (7-5 SBC)  
Head Coach: Justin Gray  
W-L: 75-79 (5th Yr.)  
W-L at School: 24-32 (2nd Yr.)

### WOLF HOWLS

#### ON THE COAST

Arkansas State and Coastal Carolina will meet for the 15th time on Wednesday, Feb. 4, inside the HTC Center. The Red Wolves hold an 8-6 advantage in the all-time series, which includes a 3-4 record in Jonesboro, a 3-2 mark in Conway and a 2-0 clip at neutral sites. The programs met only once prior to the Chanticleers' move to the Sun Belt in 2016, and A-State took that meeting in a 65-52 decision on December 28, 1987, at the TCBY Classic in Little Rock. Coastal Carolina claimed six of the first nine matchups as conference foes, but the Scarlet and Black have won the previous four by double-digit margins. Last season, A-State opened league play with a 97-67 home win over the Chanticleers.

#### A-STATE AND THE SUN BELT

A-State joined the Sun Belt Conference in 1991-92 following three seasons in the American South Conference. The Red Wolves hold a 287-305 all-time record in Sun Belt play and a 190-228 mark against the 13 active Sun Belt Conference members. A-State won regular season championships in 1997-98 and 2024-25, while the program's lone tournament title was secured under head coach Dickey Nutt in 1998-99. The 2025-26 season is the Scarlet and Black's 35th as a member of the Sun Belt and the 64th as a member of a conference (Southland: 1963-87 | American South: 1987-91).

#### GLASS CLEANING

A-State currently averages 39.7 rebounds to rank 34th nationally and second in the Sun Belt, outrebounding opponents by a league-best +6.4 margin that also stands as the 38th-best nationally. Jalen Hampton leads the team with 8.1 rebounds per game and ranks within the top-100 nationally (63rd). In addition, the Red Wolves' 13.7 offensive rebounds per game ranks 18th nationally and leads the league. A-State has recorded 10-plus offensive rebounds in 21 games this season, surpassing Robert Morris (20) for the most nationally.

#### KEEP THE PACE

The Red Wolves average 81.5 points per game, which is two-tenths shy of the current record of 81.7 established during the 1972-73 season (24 games). A-State has averaged 80.0-plus points per game in a season twice and last achieved the feat in 1974-75 (80.5). The team places 81st nationally and second in the Sun Belt for scoring offense. It is powered by a pace factor of 72.3 possessions per 40 minutes, which stands as the 45th-fastest nationally and ties for the fastest among conference members.

### TALE OF THE TAPE

A-STATE	STATISTIC	CCU
81.5	Points Per Game	73.2
78.7	Opp. Points Per Game	71.7
+2.8	Scoring Margin	+1.5
39.7	Rebounds Per Game	40.3
+6.4	Rebound Margin	+2.3
15.3	Assists Per Game	10.9
14.2	Turnovers Per Game	10.6
-2.6	Turnover Margin	-2.0
1.1	Assist/Turnover Ratio	1.0
2.3	Blocks Per Game	3.3
7.7	Steals Per Game	4.5
.446	Field-Goal %	.415
.458	Opp. Field Goal %	.395
.320	3-Pt Field-Goal %	.341
.323	Opp. 3-Pt Field-Goal %	.309
.760	Free-Throw %	.730

### STAT LEADERS

POINTS PER GAME		
A-STATE	Matt Hayman	12.0
CCU	Joshua Beadle	16.3
REBOUNDS PER GAME		
A-STATE	Jalen Hampton	8.1
CCU	Dancler/Hill	5.6
ASSISTS PER GAME		
A-STATE	Chandler Jackson	4.3
CCU	Joshua Beadle	3.3
STEALS PER GAME		
A-STATE	Hampton/Hayman/Jackson	1.1
CCU	Jones/Beadle	0.9
BLOCKS PER GAME		
A-STATE	Aly Tounkara	0.8
CCU	Nadjrick Peat	1.5
3-POINTERS MADE PER GAME		
A-STATE	Christian Harmon	2.2
CCU	A.J. Dancler	2.3
FIELD-GOAL PERCENTAGE (Min. 75 attempts)		
A-STATE	Jalen Hampton	.589
CCU	Joshua Beadle	.424
FREE-THROW PERCENTAGE (Min. 50 attempts)		
A-STATE	Christian Harmon	.841
CCU	Rasheed Jones	.822

### 2025-26 NUMERICAL ROSTER

UNIVERSITY INFORMATION	
Location	Jonesboro, Ark.
Nickname	Red Wolves
Enrollment	17,926
Colors	Scarlet & Black
Founded	1909
Arena	First National Bank Arena
Capacity	10,038
Affiliation	NCAA Division I
Conference	Sun Belt
President	Dr. Brendan Kelly
Chancellor	Dr. Todd Shields
V.C./Intercollegiate Athletics	Chris Pezman
Athletic Department Phone	870-972-3880
Press Row Phone	870-972-2541
Ticket Office Phone	870-972-2781
COACHING STAFF/SUPPORT STAFF	
Head Coach	Ryan Pannone
Career Record	13-10 (1st Year)
Record at A-State	13-10 (1st Year)
Assistant Coach	Hayden Sowers
Assistant Coach	Jordan Fair
Assistant Coach	Rashaad Richardson
Assistant Coach	Dean Cooper
Assistant Coach	Anthony Goods
Dir. of Analytics & Strategy	Zachary Hopp
Director of Operations	Ashton Hopp
Dir. of Player Development	Max Thorpe
Graduate Assistant	Evan Wilson
Graduate Assistant	Michael Lee
Strength & Conditioning	Shane Lanteigne
Athletic Trainer	Dawson George
2024-25 TEAM INFORMATION	
2024-25 Overall Record	25-11
2024-25 Home Record	14-2
2024-25 Away Record	8-6
2024-25 Neutral Record	3-3
SBC Record/Finish	13-5/T-1st
Starters R/L	0/5
Letterwinners R/L	0/15
Newcomers	15
PROGRAM HISTORY	
First Season of Basketball	1926-27
All-Time Record	1,307-1,250
NCAA Appearances	1
NCAA Tournament Record	0-1
NIT Appearances	5
NIT Record	5-5
A-STATE MEDIA RELATIONS	
Men's Basketball SID	Davey Stinchcomb
Office Phone	870-972-2707
Cell Phone	870-558-9156
Email	dstinchcomb@astate.edu
Senior Associate AD/External	Jerry Scott
Assistant AD	Mark Taylor
Graduate Assistant	Duncan Harmon
Website	AStateRedWolves.com
Athletics Social Media	@AStateRedWolves
MBB Social Media	@AStateMB

### 2025-26 NUMERICAL ROSTER

NO.	NAME	HT.	WT.	POS.	YR.	HOMETOWN   LAST SCHOOL
0	Chandler Jackson	6-5	208	G	Sr.	Memphis, Tenn.   Florida State
1	Matt Hayman	6-5	200	G	Gr.	Dehli, La.   Stephen F. Austin
2	TJ Caldwell	6-4	190	G	Jr.	Dallas, Texas   Ole Miss
3	Royal Blue Smith	6-3	198	G	Fr.	Parkland, Fla.   Gillion Academy
5	Christian Harmon	6-6	209	G	Jr.	Rochester, N.Y.   Gulf Coast State College
7	Grayson Bennett	6-9	192	F	Fr.	Houston, Texas   La Lumiere (IN) HS
8	Weston Honeycutt	6-4	182	G	Fr.	Jonesboro, Ark.   Westside HS
10	Chudi Dioramma	6-10	240	F	R-So.	London, England   Sacramento State
12	Jalen Hampton	6-7	195	G	Sr.	St. Louis, Mo.   Missouri State
13	Aly Tounkara	7-0	225	F	So.	Conakry, Guinea   Lindenwood
15	CJ Geathers	6-4	195	G	Fr.	Lithia Springs, Ga.   Chapel Hill HS
20	Joey Chammaa	5-11	172	G	So.	Los Angeles, Calif.   San Diego
21	Fredy-Salam Sylla	6-7	210	G/F	So.	Paris, France   Eastern Florida State College
22	Jaxon Ellingsworth	6-8	228	F	Sr.	Morehead City, N.C.   UT Arlington
23	Rho Omed	6-10	--	F	Fr.	Calgary, Alberta   The Academy Prep

### 2025-26 COACHING STAFF

POSITION	NAME	ALMA MATER   SEASONS WITH A-STATE
Head Coach	Ryan Pannone	University of South Florida '11   1st Season
Assistant Coach	Hayden Sowers	University of Mississippi '16   1st Season
Assistant Coach	Jordan Fair	St. Petersburg College '13   1st Season
Assistant Coach	Rashaad Richardson	Georgia State University '14   1st Season
Assistant Coach	Dean Cooper	Aquinas College '91   1st Season
Assistant Coach	Anthony Goods	Stanford University '09   1st Season

### 2025-26 RADIO & TV ROSTER

 <b>CHANDLER JACKSON</b> SR / G / 6-5 / 208 MEMPHIS, TENN.	 <b>MATT HAYMAN</b> GR / G / 6-5 / 200 DEHLI, LA.	 <b>TJ CALDWELL</b> JR / G / 6-4 / 190 DALLAS, TEXAS	 <b>ROYAL BLUE SMITH</b> FR / G / 6-3 / 198 PARKLAND, FLA.	 <b>CHRISTIAN HARMON</b> JR / G / 6-6 / 209 ROCHESTER, N.Y.
 <b>GRAYSON BENNETT</b> FR / F / 6-9 / 192 ROCHESTER, N.Y.	 <b>WESTON HONEYCUTT</b> FR / G / 6-4 / 182 JONESBORO, ARK.	 <b>CHUDI DIORAMMA</b> R-SO / F / 6-10 / 240 LONDON, ENGLAND	 <b>JALEN HAMPTON</b> SR / G / 6-7 / 195 ST. LOUIS, MO.	 <b>ALY TOUNKARA</b> SO / F / 7-0 / 225 CONAKRY, GUINEA
 <b>CJ GEATHERS</b> FR / G / 6-4 / 195 LITHIA SPRINGS, GA.	 <b>JOEY CHAMMAA</b> SO / G / 5-11 / 172 LOS ANGELES, CALIF.	 <b>FREDY-SALAM SYLLA</b> SO / G/F / 6-7 / 210 PARIS, FRANCE	 <b>JAXON ELLINGSWORTH</b> SR / F / 6-8 / 228 MOREHEAD CITY, N.C.	 <b>RHO OMED</b> FR / F / 6-10 / -- CALGARY, CANADA



# RYAN PANNONE

## HEAD COACH | 1ST SEASON

Arkansas State Vice Chancellor for Intercollegiate Athletics Jeff Purinton announced March 30, 2025 that Ryan Pannone, who has gained a reputation over the course of his 23-year career as one of the nation's top offensive minds and player-development coaches, has been named the Red Wolves' 18th all-time head men's basketball coach.

A 2025 selection to Silver Waves Media's prestigious Elite 75 Future Head Coach Power Lunch, Pannone (pronounced Puh-Known) comes to A-State after most recently spending the last two seasons as an assistant coach at Alabama. The Crimson Tide boasted the nation's highest scoring average both years as Pannone helped lead the program to Final Four and Elite Eight appearances in the NCAA Tournament in 2023-24 and 2024-25, respectively. However, his path to Jonesboro also went through six different countries, including the United States, China, Germany, Israel, Korea and Slovakia.

Pannone owns a wealth of experience at numerous levels, including NCAA Division I, NBA, G-League, various professional leagues overseas, junior college, high school and AAU. He has claimed 204 career wins in nine years as a head coach, including stops with the G-League's Erie BayHawks and Birmingham Squadron and the Slovak Basketball League's BC Prievdza.

His background includes 18 years of coaching players with NBA experience. He has coached 82 total NBA players and 46 players selected in the First Round of the NBA Draft, including 30 Lottery picks.

Serving as Alabama's offensive coordinator under head coach Nate Oats, Pannone orchestrated the country's most explosive offenses the last two seasons. The Crimson Tide averaged over 90 points per game both of his years in Tuscaloosa, including a school-record 90.7 average in 2024-25. Alabama made an NCAA Tournament-record 25 three pointers in its Sweet 16 victory over BYU.

The Crimson Tide eclipsed 100 points in 17 contests during Pannone's time with the program, including an SEC-record nine games this year. Alabama also led the nation in offensive tempo each of the last two years while posting a combined 53-21 record.

### PERSONAL


**BIRTHDAY:** January 28  
**HOMETOWN:** Clearwater, Fla.  
**COLLEGE:** South Florida | 2011

### COACHING HISTORY

- Arkansas State**  
Head Coach | 2025-Present
- Alabama**  
Assistant Coach | 2023-25
- New Orleans Pelicans**  
Assistant Coach | 2022-23
- Birmingham Squadron**  
Head Coach | 2021-22
- Erie BayHawks**  
Head Coach | 2019-21
- Angola National Team**  
Advanced Scout/Video Coordinator | 2019
- Pro Training Center**  
NBA Director | 2006-19
- Hapoel Jerusalem**  
Assistant Coach | 2018-19
- BC Prievdza**  
Head Coach | 2017-18
- Hapoel Jerusalem**  
Assistant Coach | 2016-17
- Hanau White Wings**  
Assistant Coach | 2015-16
- Erie BayHawks**  
Assistant Coach | 2014-15
- Guangzhou Long Lions**  
Assistant Coach | 2013-14
- Wallace State Community College**  
Assistant Coach | 2012
- Oldsmar Christian High School**  
Head Coach | 2006-11
- Oldsmar Christian High School**  
Assistant Coach | 2003-06



**2025-26 COACHING STAFF**



**HAYDEN SOWERS**  
ASSISTANT COACH



**JORDAN FAIR**  
ASSISTANT COACH



**RASHAAD RICHARDSON**  
ASSISTANT COACH




**DEAN COOPER**  
ASSISTANT COACH



**ANTHONY GOODS**  
ASSISTANT COACH


**2025-26 SUPPORT STAFF**




**ZACHARY HOPP**  
DIRECTOR OF ANALYTICS  
& STRATEGY




**ASHTON HOPP**  
DIRECTOR OF OPERATIONS



**MAX THORPE**  
DIRECTOR OF PLAYER  
DEVELOPMENT



**EVAN WILSON**  
GRADUATE ASSISTANT



**MICHAEL LEE**  
GRADUATE ASSISTANT



**SHANE LANTEIGNE**  
STRENGTH & CONDITIONING



**DAWSON GEORGE**  
ATHLETIC TRAINER



Pannone spent the season prior to his arrival at Alabama as an assistant coach for the NBA's New Orleans Pelicans, helping lead the squad to 42 victories and a Play-In Tournament berth.

He served as head coach of both the Erie BayHawks and Birmingham Squadron as part of the NBA's G-League from 2019-22. His squads made back-to-back playoff appearances his last two seasons and had 11 combined NBA call-ups.

Pannone was also on the BayHawks coaching staff as an assistant during their 2014-15 campaign, but spent a season before that and the four years after coaching internationally.

His first overseas coaching opportunity came in 2013-14 as an assistant with the Guangzhou Long Lions of the Chinese Basketball Association. His next international coaching job came with the Hanau (Germany) White Wings, also as an assistant in 2015-16.

The 2016-17 season saw Pannone work as an assistant coach with Hapoel Jerusalem, helping the team appear in the Final Four of the EuroCup and claim the Israel Winner League Championship. He then spent the following year as head coach for a BC Prievidza (Slovakia) team that led its league in defense, opponent points per game, rebounding and three-point field goals made and attempted.

Pannone returned to Hapoel Jerusalem as an assistant coach for the 2018-19 season, when the squad led the Champions League in points, assists and rebounds. He also worked remotely as an advanced scout and video coordinator for the Angola National Team in 2019.

Pannone began his coaching career in 2003 while working on his undergraduate degree at the University of South Florida, taking an assistant position at Oldsmar (Fla.) Christian School. He was elevated to head coach three years later in 2006 and served in that role until 2011, posting a 131-42 record that included wins over three USA Today nationally-ranked teams.

Following his time at Oldsmar Christian, and one year before he joined the Guangzhou Long Lions, Pannone spent the 2011-12 campaign as an assistant coach at Wallace State (Ala.) Junior College. His lone season in Hanceville saw the Lions win the Region XXII Championship and Alabama State Championship. They were one of 16 teams in the country to qualify for the JUNCO National Tournament.

In addition to his numerous coaching stops from 2006-19, Pannone worked at the Pro Training Center as its NBA Director. During that time, he oversaw the development of over 50 NBA players, 33 First-Round NBA Draft selections and 22 Lottery picks.

The Clearwater, Fla., native earned his bachelor's degree in general studies with a concentration of public health from the University of South Florida in 2011. While working on his degree, he was a student manager for the men's basketball program under Robert McCullum in 2006-07.

Pannone and his wife, Dr. Sarah Pannone, have three children -- Raylan (7), Dahlia (5), Trajan (3).

**BY THE NUMBERS**

- 1 Final Four appearance
- 1 Elite Eight appearance
- 3 different continents of pro basketball experience
- 5 years of international coaching experience
- 6th best record in the NBA G-League from 2020-22
- 9 years of head coaching experience
- 17 total 100-point games the last two seasons combined
- 18 years of coaching players with NBA experience

- 23 years of coaching experience
- 30 NBA Lottery picks coached
- 46 first-round NBA Draft selections coached
- 75.2 KenPom offensive tempo led the nation (2024-25)
- 82 NBA Players Coached
- 126.0 KenPom Offensive Efficiency ranked second in nation (2024-25)
- 126.8 KenPom Offensive Efficiency ranked 4th in the nation (2024-25)
- 204 wins as a head coach



2025-26 NOTABLES

OPPONENT: COASTAL CAROLINA



SERIES HISTORY

Table with 2 columns: Statistic and Value. Rows include Games (14), All-Time Standing (8-6), At Jonesboro (3-4), At Conway (3-2), At Neutral Site (2-0), Last Win (12/21/24 | W 97-67), Last Home Win (12/21/24 | W 97-67), Last Road Win (2/28/24 | W 71-60), Last Loss (2/23/22 | L 69-74), Last Home Loss (2/23/22 | L 69-74), Last Road Loss (1/25/18 | L 47-62), Largest Margin of Victory (30 | 12/21/24 | W 97-67), Largest Margin of Defeat (15 | 1/7/17 | L 65-80), Current Streak (W4).

LAST 10 MEETINGS

Table with 4 columns: DATE, LOCATION, RESULT, SCORE. Rows list the last 10 meetings between Arkansas State and Coastal Carolina.

NEXT OPPONENT: BOWLING GREEN



SERIES HISTORY

Table with 2 columns: Statistic and Value. Rows include Games (5), All-Time Standing (2-3), At Jonesboro (1-0), At Conway (0-2), At Neutral Site (1-0), Last Win (11/16/06 | W 64-54), Last Home Win (11/16/06 | W 64-54), Last Road Win (Never), Last Loss (11/11/23 | L 75-81), Last Home Loss (Never), Last Road Loss (11/11/23 | L 75-81), Largest Margin of Victory (29 | 12/17/88 | W 80-51), Largest Margin of Defeat (23 | 12/13/50 | L 51-74), Current Streak (L2).

LAST 10 MEETINGS

Table with 4 columns: DATE, LOCATION, RESULT, SCORE. Rows list the last 10 meetings between Arkansas State and Bowling Green.

FAST BREAK FACTS

>> Arkansas State men's basketball returned for the 98th season in program history, beginning play during the 1926-27 campaign. >> The program holds an all-time record of 1,307-1,250 (.512) and a 416-443 conference mark across the Sun Belt, American South, and Southland Conferences. >> A-State has won six regular season conference titles, which includes the 2024-25 Sun Belt Conference championship. The Red Wolves won the SBC Tournament title in 1998-99 and participated in the first NCAA Tournament in program history (non-college division). >> The Scarlet and Black participated in the 2024-25 NIT, the first appearance since 1991. A-State holds a 5-5 all-time record in the postseason tournament. >> The Red Wolves are led by first-year head coach Ryan Pannone, who joined the program following two seasons as an assistant coach at Alabama. He was named the 18th head coach in program history on March 30, 2025. >> The 2024-25 team, led by head coach Bryan Hodgson, finished with a 25-11 (13-5 SBC) record and posted a 14-2 mark inside First National Bank Arena. A-State defeated a ranked opponent for the first time since the 1991 season on December 8, 2024 at No. 16 Memphis.

A WIN WOULD

>> Snap a three-game losing streak. >> Be the fifth consecutive over Coastal Carolina. >> Maintain a winning record at Conway. The Red Wolves are 3-2 at Coastal Carolina all-time. >> Mark the third consecutive season A-State has opened February with a victory.

FIRING FROM RANGE

>> Christian Harmon averages a team-high 2.2 three-pointers per game and has converted two-or-more shots from beyond the arc in his last five games. >> The junior guard registered a season-best six threes on 10 attempts at Georgia State on Jan. 24. >> Harmon is one of 17 Sun Belt players to record five-plus makes from beyond the arc in multiple games this season. >> Cliff Davis (James Madison) leads the league with five-plus three-point makes in five games. >> Matt Hayman, Royal Blue Smith, and TJ Caldwell have posted at least five three-point field goals in one game during the 2025-26 campaign.

DOUBLE-DOUBLE TROUBLE

>> Jalen Hampton has secured a double-double in four of A-State's previous seven matchups, and ties for the sixth-most among Sun Belt Conference players this season. >> The senior guard has 13 double-doubles in his career, the most by an active Red Wolf. >> Jaxon Ellingsworth is the only other Red Wolf to record a double-double this season, posting 18 points and 13 rebounds at South Alabama on Jan. 15.

JALEN HAMPTON DOUBLE-DOUBLES - 2025-26

Table with 3 columns: OPPONENT, POINTS, REBOUNDS. Rows list Jalen Hampton's double-doubles against Texas State, Georgia Southern, Georgia State, and Old Dominion.

MORE THAN THE STARTING FIVE

>> The Red Wolves rank 10th nationally and lead the Sun Belt with 34.5 bench points this season, outscoring all-but-four opponents across 23 games. >> The largest bench-point margin against a foe in 2025-26 stands at +41 (49-8) versus Christian Brothers on Nov. 15. >> The largest margin versus a Division I opponent

stands at +38 at Ohio on Nov. 3 while the largest against a Sun Belt opponent is +37 at South Alabama on Jan. 15. >> Georgia Southern is the next closest Sun Belt team with 28.8 bench points per game.

INSTANT RELOAD

>> A-State men's basketball is one of seven Division I programs that did not field a returner from the previous season, joining Baylor, Cleveland State, Miami (FL), Memphis, North Texas, and Sacramento State. >> The Red Wolves have the second-most wins among these teams, trailing the Hurricanes (17-5) while the Mean Green (12-10) and Bears (12-9) are not far behind. >> Of these teams, only Baylor and Memphis returned their head coach from the previous season.

NO I IN TEAM AND FORGET THE M-E

>> As of Jan. 30, A-State has five players that average 10-plus points per game, tying with 32 teams for the second-most nationally. >> Alabama, College of Charleston, Lipscomb, Miami (OH), Saint Louis, Texas A&M, Queens and Villanova are the national leaders with six apiece. >> Matt Hayman (12.0), Christian Harmon (11.7), Jaxon Ellingsworth (10.2), Joey Chammas (10.1) and Chandler Jackson (10.0) lead the team in points per game.

THIS IS ARKANSAS STATE BASKETBALL

>> With the 107-63 win over Arkansas Tech on December 30, 2025, Arkansas State men's basketball secured 10 wins before Jan. 1 for the second consecutive season. >> The win marked the first time A-State men's and women's basketball have surpassed double-digit victories before January 1 in the same campaign. >> The Red Wolves have 78 combined wins since the start of the 2024-25 season, which is the second-most among Sun Belt Conference teams.

SBC MBB & WBB COMBINED WINS (SINCE 2024-25)

Table with 4 columns: TEAM, COMBINED, MBB, WBB. Rows list combined wins for Troy, Arkansas State, James Madison, Marshall, and Georgia Southern.

DEFEND THE BANK

>> A-State has one non-conference home game remaining in the 2025-26 campaign, with Bowling Green set for a trip to Jonesboro on Feb. 7. >> The Red Wolves have not lost a non-conference home game since November 28, 2023 versus Jackson State. >> A-State holds a 14-game winning streak against non-conference opponents inside First National Bank Arena and has won 31 of the previous 37 matchups (including conference) in Jonesboro dating back to the start of the 2023-24 season.

ROAD WOLVES

>> A-State secured five road victories before Jan. 1 for the first time in program history following a 93-86 victory at Southern Miss on Dec. 20. >> The Scarlet and Black need two more victories to tie the program record set in 1997-98 and matched in 2024-25. >> A-State has converted 219 free throws on 279 attempts (78.5 percent) over 13 road games this season. >> The Red Wolves stand at eighth in the country for free throws made and 21st for attempts in road games this season.

### ASSOCIATED PRESS TOP 25

RANK	TEAM	RECORD	PTS
1	Arizona	22-0 (59)	1475
2	Michigan	20-1	1388
3	UConn	21-1	1367
4	Duke	20-1	1314
5	Illinois	19-3	1172
6	Gonzaga	22-1	1167
7	Iowa State	20-2	1130
8	Houston	19-2	1067
9	Nebraska	20-2	1036
10	Michigan State	19-3	950
11	Kansas	16-5	847
12	Purdue	18-4	697
13	Texas Tech	16-5	638
14	North Carolina	17-4	633
15	Vanderbilt	19-3	627
16	BYU	17-4	622
17	Florida	16-6	618
18	Virginia	18-3	578
19	Saint Louis	21-1	353
20	Clemson	18-4	284
21	Arkansas	16-6	276
22	St. John's	16-5	199
23	Miami (OH)	22-0	170
24	Louisville	15-6	148
25	Tennessee	15-6	134

### A-STATE STAT RANKS (As of 2/3/26)

STAT	NCAA	SBC
Scoring Offense	81	2
Scoring Defense	303	12
Scoring Margin	185	5
FG Percentage	231	6
FG Percentage Defense	274	13
3FG Percentage	281	11
3FG Percentage Defense	118	6
FT Percentage	54	2
Rebounds/Game	34	2
Rebound Margin	38	1
Assists/Game	111	3
Turnovers/Game	341	14
Turnover Margin	331	13
Assist/Turnover Ratio	261	7
Blocked Shots/Game	330	14
Steals/Game	95	5

### NET RANKINGS (As of 2/3/26)

TEAM (RESULT)	RECORD	NET
Arkansas State	11-10	174
Ohio	10-11	214
Stephen F. Austin	18-3	80
Missouri State	10-9	197
Christian Brothers	--	--
Saint Mary's	18-4	32
SMU	15-6	34
Jacksonville State	8-10	219
North Dakota State	16-5	118
UT Arlington	12-7	135
Little Rock	7-13	307
Rice	7-13	245
Texas State	11-11	269
Southern Miss	10-12	241
Arkansas Tech	--	--
James Madison	10-12	221
Troy	13-8	137
South Alabama	14-6	193
Georgia Southern	12-10	253
Georgia State	7-14	267
Old Dominion	6-16	251
Marshall	13-8	133
Coastal Carolina	13-10	222
Bowling Green	10-9	136
ULM	1-20	359
Louisiana	7-16	323
Appalachian State	13-9	182

Record vs Division I Opponents Only

### 2025-26 NOTABLES

#### OPENING STATEMENT

>> A-State defeated Texas State 89-70 on Dec. 17, netting the most points by an A-State team inside Strahan Arena.  
 >> The Red Wolves shot 56.4 percent from the floor, 54.5 percent from three-point range, and 75.0 percent from the free-throw line.  
 >> A-State is the third Sun Belt team to shoot 50 percent or higher from the field and beyond the arc while posting a free-throw percentage of 75.0 or better in the same game this season.  
 >> In addition, this feat has only been achieved 18 times in program history.

#### STARTING OFF WITH SOME POSITIVITY

>> A-State men's basketball holds a 16-4 record in Sun Belt Conference openers since 2007-08, and a 25-11 record since joining the league in 1991-92.  
 >> Overall, the Scarlet and Black claim 41 wins compared to 23 defeats in all conference openers dating back to 1963-64, which includes Southland and American South contests.  
 >> A-State posted a 4-0 record when opening American South play and held a 12-12 mark in Southland Conference openers.  
 >> The Red Wolves began their journey to Pensacola with a win over Texas State on Dec. 17, the earliest conference opener since a November 29, 2012, matchup at FIU (L 61-80).

#### HISTORIC START FOR A-STATE BASKETBALL

>> A-State men's and women's basketball recorded 7-3 records to open the 2025-26 season.  
 >> The last time both programs won seven-or-more matchups in the first 10 games of the same regular season was in 2003-04 when head coaches Dickey Nutt (MBB) and Brian Boyer (WBB) led their teams to 8-2 starts.  
 >> The only other time it happened was in 1996-97, when Nutt led the men's team to its best start since 1989-90 on an 8-2 record highlighted by a victory over Oklahoma State.  
 >> Women's basketball head coach Jeff Mittie led the Red Wolves to a 7-3 start that season, and recorded wins over Illinois, UNLV, and Missouri.

#### TAKING OVER THE ROCK

>> A-State played their first rival of the 2025-26 campaign on Dec. 6, taking a 90-78 victory over Little Rock.  
 >> The 90 points are the most A-State has scored in a road game against the Trojans and the third-most in the series altogether.  
 >> A 93-85 home victory on February 19, 2000 and a 116-114 (4OT) win in the 2014 Sun Belt Conference Tournament are the other games in which the Scarlet and Black registered more on the scoreboard.  
 >> A-State outscored the opposition 36-0 off the bench, marking the first time an opponent did not record a single point from a non-starter since February 17, 2024, at South Alabama (17-0).

#### MILESTONE ACHIEVED

>> Graduate guard Matt Hayman surpassed 1,000 career points on Dec. 2 versus UT Arlington after recording 12 points in the contest.  
 >> He is the only active Red Wolf to achieve the feat, with Jalen Hampton being the next closest at 714.  
 >> The Stephen F. Austin transfer currently averages 12.0 points per game on a 41.5 percent (98-for-236) clip from the field. He surpassed 100 points in the Scarlet and Black after matching a season-high 15 points at Little Rock on Dec. 6.

#### 1,300 WINS

>> When A-State defeated UT Arlington on Dec. 2, it secured the 1,300th victory in program history.  
 >> The Red Wolves are the seventh active Sun Belt program to surpass the milestone, following Marshall, Louisiana, Texas State, App State, Georgia Southern, and Southern Miss.  
 >> Troy and ULM are the remaining SBC members with 1,000-plus wins, while South Alabama is next in line.

#### DON'T SEE MANY OF THESE

>> A-State hosted a multi-team event for the first time since the Collegelnsider Eracism Invite on November 26-28, 2021.  
 >> The Arkansas State Thanksgiving MTE featured three matchups between Arkansas State, Jacksonville State, and North Dakota State.  
 >> The Red Wolves defeated the Gamecocks in a 74-63 decision on Nov. 24 and the Bison defeated Jax State 56-43 on Nov. 26.  
 >> The Scarlet and Black closed out Thanksgiving week with an 85-80 overtime victory over North Dakota State on Nov. 28.  
 >> It was the 16th MTE hosted by the Red Wolves, and the fourth since the 1993-94 season.  
 >> The Scarlet and Black hosted their first during the 1962-63 campaign. The Holiday Tournament would be held yearly through the 1967-68 season.  
 >> MTEs returned to Jonesboro annually from 1985-86 to 1993-94 with variations of the Runnin' Joe Classic and Citizens Bank Classic.  
 >> It would take another 26 years before another returned to Jonesboro. The Red Wolves Classic, held on November 14, 2019, ended the drought.  
 >> A-State holds a 28-7 record when hosting MTEs, and held a winning streak of 21 games from 1985-2019. Morehead State defeated the Scarlet and Black 75-51 in the Red Wolves Classic on November 26, 2021.

#### RED WOLVES MTE HISTORY (IN JONESBORO)

MTE	YEAR(S)	RECORD
Arkansas State Thanksgiving MTE	2025-26	2-0
Holiday Tournament	1962-1968	4-4
Runnin' Joe Classic	1985-86, 1991-1994	8-0
Citizens Bank Classic	1986-87, 1988-1991	8-0
Citizens Bank Runnin' Joe Classic	1987-88	2-0
Red Wolves Classic	2019-20	3-0
Collegelnsider Eracism Invite	2021-22	1-1

#### KEEP THE WHISTLE TO A MINIMUM

>> A-State was called for nine fouls in the 95-67 victory over Christian Brothers on Nov. 15.  
 >> The Red Wolves became the 24th team to record less than 10 fouls in at least one game this season, and it was the first time the Scarlet and Black achieved the feat since being charged with eight versus ULM on December 29, 2017.

#### STANDING OUR GROUND

>> A-State trailed by 16 points in the first half of the Nov. 11 matchup at Missouri State, but a second-half surge powered by 26 points from Chandler Jackson secured an 86-85 victory on Tuesday night in Springfield.  
 >> It was the Red Wolves' first victory at Missouri State since a 74-56 victory on December 16, 1970, and was the largest comeback win since overcoming a 16-point deficit to defeat South Alabama 74-71 on March 9 at the Sun Belt Conference Tournament.  
 >> It was the second win on the road over the first three regular season games, which is something that has never happened in program history.

#### NOT HERE TO TAKE PART...

>> Chandler Jackson established a new career high in points at Missouri State on Nov. 11, dropping 33 on 10-for-11 (90.9 percent) shooting from the floor, 3-for-3 (100 percent) shooting from three-point range, and 10-for-12 (83.3 percent) shooting from the charity stripe.  
 >> Only 47 players had recorded 33 points or higher



## 2025-26 NOTABLES

by converting 10-plus field goals and 10-plus free throws on an 80-percent clip or higher prior to the contest.

>> Bill Walton was the first to do it, shooting 11-for-13 (84.6 percent) from the floor and 11-for-12 (91.7 percent) from the charity stripe to help UCLA defeat Louisville 96-77 on March 23, 1972, in the Final Four.

>> Jackson was the first player to achieve the feat this season and is the first since Central Arkansas' Nehemiah Turner. He landed 13 field goals on 15 attempts (86.7 percent) and shot 11-for-12 (91.7 percent) in a 37-point performance on March 2 against Setson.

### START OF A NEW ERA

>> A 20-0 run in the first half sent A-State into intermission with a seven-point deficit, but 57 second-half points erased it and powered the Red Wolves to an 89-85 victory at Ohio on Nov. 3.

>> Head coach Ryan Pannone secured his first victory as a Division I head coach, and became the first to win in his A-State debut since Dickey Nutt led the Scarlet and Black to an 82-78 victory on November 25, 1995.

>> He is the first A-State head coach to win his debut game on the road. Marvin Speight debuted as head coach at Southeast Missouri on December 4, 1963, but fell in a 75-80 decision.

### REPPIN' THE SBC

>> With a win over Ohio on Nov. 3, A-State improved to 3-2 all-time in the MAC-SBC Challenge and 2-0 against the Bobcats since the event began.

>> The Red Wolves were one of four Sun Belt squads to secure a victory in the first round of the challenge, joining Marshall, South Alabama, and Troy.

>> Bowling Green will travel to Jonesboro for the second round, which is scheduled for 2:00 p.m. on February 7, 2026.

### GLASS PATROL

>> A-State controlled the glass in an 89-85 victory on Nov. 3 at Ohio, out-rebounding the opposition 41-25 with 13 offensive boards.

>> Senior guard Chandler Jackson led the rebounding effort by recording a team-high of eight, including four on the offensive end.

### CALIFORNIA LOVE

>> Sophomore guard Joey Chammaa provided a spark for the A-State offense in the second half at Ohio, contributing 18 points on four three-pointers and six free throws.

>> The Los Angeles, Calif., native pushed the Red Wolves ahead with a three-pointer at the 9:07 mark to make the score 68-66, and drained another plus the go-ahead free throws to establish a 77-75 advantage at the 3:54 mark.

>> He established a new career high for triples made in a game, and tied with Chandler Jackson for the team lead in points (21).

### RED WOLVES REDEFINED

>> A-State entered the 2025-26 campaign with a completely new look, bringing in 15 new players along with a new coaching staff.

>> Ryan Pannone entered his first season in the scarlet and black on Nov. 3 at Ohio, becoming the Red Wolves' 18th all-time head coach on March 30, 2025.

>> He is joined by assistant coaches Hayden Sowers, Jordan Fair, Rashaad Richardson, Dean Cooper, and Anthony Goods.

>> World War II was ongoing the last time A-State

## LEADS, DEFICITS & BEST RUNS

DATE	OPPONENT (W/L)	LEAD	DEFICIT	BEST RUN	BEST OPP. RUN
Nov. 3	at Ohio	9 (1st 9:40)	11 (1st 2:45)	12 (1st 10:33)	20 (1st 2:45)
Nov. 7	at Stephen F. Austin	0 (1st 20:00)	25 (2nd 0:32)	8 (2nd 13:41)	12 (1st 17:26)
Nov. 11	at Missouri State	5 (2nd 2:51)	16 (1st 6:19)	8 (2nd 17:58)	8 (1st 12:13)
Nov. 15	Christian Brothers	29 (2nd 11:46)	5 (1st 14:46)	9 (2nd 19:35)	9 (2nd 9:28)
Nov. 19	at Saint Mary's	3 (1st 20:00)	15 (2nd 5:47)	9 (1st 10:11)	8 (2nd 5:47)
Nov. 21	at SMU	4 (1st 18:13)	31 (2nd 0:09)	8 (2nd 9:12)	10 (2nd 3:46)
Nov. 24	Jacksonville State	17 (2nd 16:22)	3 (1st 10:52)	11 (2nd 16:22)	6 (1st 12:51)
Nov. 28	North Dakota State	6 (1st 1:54)	12 (1st 12:12)	10 (1st 3:41)	8 (2nd 7:29)
Dec. 2	UT Arlington	21 (2nd 0:57)	4 (1st 15:58)	12 (1st 3:35)	6 (1st 8:23)
Dec. 6	at Little Rock	14 (1st 5:48)	1 (1st 9:13)	10 (1st 14:45)	9 (2nd 4:55)
Dec. 13	at Rice	16 (2nd 16:01)	3 (2nd 0:13)	16 (2nd 16:01)	8 (2nd 4:18)
Dec. 17	at Texas State*	22 (2nd 1:14)	2 (1st 19:46)	9 (2nd 1:14)	6 (1st 14:23)
Dec. 20	at Southern Miss*	13 (1st 1:29)	5 (1st 16:34)	10 (1st 4:44)	13 (2nd 17:05)
Dec. 30	Arkansas Tech	47 (2nd 3:13)	3 (1st 16:22)	4 (1st 17:21)	15 (1st 11:36)
Jan. 3	James Madison*	10 (1st 8:35)	6 (2nd 12:24)	8 (1st 11:34)	14 (2nd 12:24)
Jan. 7	Troy*	20 (2nd 14:52)	3 (1st 18:15)	6 (1st 7:52)	12 (1st 4:31)
Jan. 10	Texas State*	10 (1st 9:21)	0 (1st 20:00)	6 (1st 9:21)	6 (1st 0:16)
Jan. 15	at South Alabama*	6 (1st 18:33)	9 (2nd 12:53)	8 (1st 7:32)	13 (2nd 12:53)
Jan. 17	at Troy*	7 (1st 17:51)	27 (2nd 4:15)	7 (1st 17:51)	11 (1st 9:25)
Jan. 22	at Georgia Southern*	25 (2nd 3:50)	3 (1st 11:26)	12 (2nd 16:15)	9 (1st 11:26)
Jan. 24	at Georgia State*	15 (1st 15:33)	5 (1st 0:49)	16 (1st 15:33)	7 (1st 12:26)
Jan. 28	Old Dominion*	1 (1st 8:49)	10 (2nd 9:50)	8 (1st 1:27)	7 (1st 4:24)
Jan. 31	Marshall*	4 (1st 11:23)	12 (2nd 12:18)	6 (1st 11:23)	8 (2nd 14:55)
Feb. 4	at Coastal Carolina*				
Feb. 7	MAC-SBC Challenge				
Feb. 11	ULM*				
Feb. 14	South Alabama*				
Feb. 19	at Louisiana*				
Feb. 21	at ULM*				
Feb. 24	Southern Miss*				
Feb. 27	Louisiana*				

## USA TODAY COACHES POLL

RANK	TEAM	RECORD	PTS
1	Arizona (31)	22-0	775
2	Michigan	20-1	728
3	UConn	21-1	715
4	Duke	20-1	692
5	Gonzaga	22-1	625
6	Illinois	19-3	599
7	Iowa State	20-2	588
8	Houston	19-2	586
9	Nebraska	20-2	502
10	Michigan State	19-3	486
11	Kansas	16-5	448
12	Purdue	18-4	387
13	Texas Tech	16-5	365
14	BYU	17-4	315
15	Vanderbilt	19-3	311
16	Florida	16-6	306
17	Virginia	18-3	303
18	North Carolina	17-4	280
19	Clemson	18-4	217
20	Saint Louis	21-1	197
21	Arkansas	16-6	154
22	St. John's	16-5	132
23	Louisville	15-6	72
24	Miami (OH)	22-0	68
25	Texas A&M	17-4	61

## COLLEGE INSIDER MID-MAJOR TOP 25

RANK	TEAM	RECORD	PTS
1	Gonzaga (30)	22-1	773
2	Miami (1)	22-0	741
3	Liberty	18-3	682
4	Belmont	20-3	663
5	Saint Mary's	19-4	647
6	Akron	18-4	617
7	Santa Clara	19-5	601
8	High Point	20-4	523
9	North Dakota State	19-5	496
10	Yale	16-4	436
11	UNCW	18-3	428
12	Hawaii	16-5	395
13	UC Irvine	15-7	377
14	Murray State	16-7	325
15	McNeese	18-4	324
16	Stephen F Austin	19-3	312
17	Kent State	16-6	253
18	Winthrop	16-8	176
19	ETSU	16-7	162
20	Troy	15-8	135
21	St. Thomas (MN)	18-6	131
22	Utah Valley	16-6	119
23	Wright State	15-8	82
24	UC Santa Barbara	15-7	74
25	Portland State	14-6	62

fielded no returners (players and head coach), as J.A. "Ike" Tomlinson led a new-look program into the 1944-45 campaign.

### NEXT TEAM UP

>> In addition to being the first time A-State has not had a returner since the 1944-45 season, 10 transfer additions are the most for a single season in program history.

>> The Red Wolves are the lone Sun Belt team to not return a single player from the previous roster.

>> A-State added eight Division I transfers along with two from the JUCO ranks. Five more join the team out of high school.

>> The team consists of one graduate, three seniors, two juniors, four sophomores, and five freshman.

### STAYING AWAY FROM HOME IN 2025

>> A-State played three true road games along with three neutral site contests prior to Jan. 1 last season. In 2025-26, the Red Wolves played five true road games before Thanksgiving Day.

>> Road trips to Ohio (Nov. 3), Stephen F. Austin (Nov. 7), and Missouri State (Nov. 11) opened the campaign while trips to Saint Mary's (Nov. 19) and SMU (Nov. 21) followed the first home matchup against Christian Brothers (Nov. 15).

>> The last time A-State played five true road games prior to December 1 was in 2017-18, when the Scarlet and Black opened the season at Evansville and traveled to three campus sites as part of the Hoosier tipoff classic.

>> 16 road contests take up the 31-game slate this season.

>> Last year, the Red Wolves finished with an 8-6 record on the road and a 3-3 clip at neutral sites, combining for an 11-9 mark outside of First National Bank Arena.

### SBC PRESEASON RECOGNITION

>> An SBC Tournament Championship appearance in 2023-24 alongside an SBC Regular Season Championship and an NIT appearance in 2024-25 has established high expectations in Jonesboro.

>> The Red Wolves were selected to win the league with 12 first place votes in the 2024-25 season Sun Belt Preseason Poll.

>> This season, A-State was selected to finish second in the league, claiming 193 points along with three first place votes. South Alabama was the only team to have more first place ballots, recording four compared to three for the Red Wolves.

>> Chandler Jackson was named to the Preseason All-Sun Belt Second Team after averaging 6.3 points, 2.1 rebounds, and 2.0 assists over 27 starts and 29 appearances at Florida State in 2024-25.

### THE NATE OATS CONNECTION

>> Ryan Pannone is the second consecutive A-State head coach to join the program after being an assistant under Nate Oats at Alabama.

>> He was brought into Tuscaloosa to coordinate the offense, and the Crimson Tide improved in many categories following his arrival.

>> Alabama improved drastically in field goal and three-point percentage during his first season. The offense improved from a .442 percent (199th) field goal percentage to .476 percent (28th), and increased their three-point percentage from .335 percent (210th) to .373 percent (20th).

>> The field goal percentage improved once again in 2024-25, averaging a .484 percent clip to rank 19th nationally and lead the SEC.

>> In addition, the Crimson Tide averaged 90.1 (1st) points in 2023-24 and 90.7 (1st) in 2024-25, up from the 81.8 (7th) points per game averaged in 2022-23.

FG%	.442 (199)	.484 (19)
3FG%	.335 (210)	.353 (98)
Scoring Offense	81.8 (7)	90.7 (1)

### NEW LEADERS OF THE PACK

>> A-State brought experience into the roster via one graduate transfer along with three seniors.

>> Matt Hayman transferred to the Red Wolves after three seasons at Stephen F. Austin, where he averaged 14.0 points per game on a .423 percent clip during the 2024-25 campaign.

>> Chandler Jackson arrived in Jonesboro following three seasons at Florida State, where he was named as one of 10 breakout players in the ACC for the 2024-25 season according to Jon Rothstein of College Hoops Today.

>> Jalen Hampton adds more experience following stops at Missouri State, South Plains College, and Northwestern State. He led the team with a .581 shooting percentage from the field and swiped a team-high 1.2 steals per game.

>> Jaxon Ellingsworth joined the program following one season at UT Arlington. The senior appeared in 28 games and made one start, averaging 5.1 points on a .490 percent clip over that stretch.

### ROOM TO GROW

>> A-State lost all 15 players from the 2024-25 roster. The team had a combined total of 1,032 games played and 461 starts for a total of 19,638 minutes.

>> The Red Wolves added eight Division I transfers that brought 443 games, 149 starts, and 7,938 minutes worth of experience to the 2025-26 roster.

>> TJ Caldwell and Joey Chammaa are the remaining Division I transfers that are not seniors.

>> Christian Harmon joined the program following two seasons at Gulf Coast State College, and Fredy-Salam Sylla arrives after a season at Eastern Florida State College.

>> Royal Blue Smith, Grayson Bennett, Weston Honeycutt, and CJ Geathers joined the program following strong high school careers.

### KEEPING THINGS PROFESSIONAL

>> The A-State coaching staff brings significant experience at the professional level and internationally.

>> Coach Pannone holds five years of international coaching experience across three continents alongside four years of experience in the NBA G League, including three as a head coach. He spent one season in the NBA as an assistant coach as well.

>> Assistant Coach Anthony Goods was a two-time All-PAC 10 honorable mention at Stanford, and played in the NBA D-League (known as G-League today) for three seasons before heading overseas. He played for 11 teams across Venezuela, France, Israel, Italy, Poland, and Ukraine from 2011-19 before joining the Detroit Pistons as a scouting consultant from 2023-25.

>> Assistant Coach Dean Cooper adds 22 years of NBA experience to the program, returning to coaching two seasons removed from being an assistant at UTRGV from 2021-23. He began his NBA career as a video coordinator/scout for the Houston Rockets in 1999, and worked his way to the Vice President of Player Personnel for the organization in 2007. He holds three seasons of assistant coaching experience in the league, last helping the Bulls record the highest opponent turnover percentage in NBA history at 18.3 percent while leading the league in deflections (17.4 per game), steals (10.0 per game) and points off turnovers (21.2 per game).

>> A-State brought in three players who are natives of other countries, adding London, England, native Chudi Dioramma from Sacramento State, Conakry, Guinea, native Aly Tounkara, and Paris, France, native Fredy-Salam Sylla from Eastern Florida State College.

### HEIR TO THE MAYOR

>> Freshman guard Weston Honeycutt signed with the Red Wolves out of Westside High School.

>> The 2024-25 4A All-State and All-Tournament selection dropped 48 points in the semifinal of the 4A-2 Regional Tournament – one of just four Westside players to ever score 48 points in a game, a list that includes A-State men's basketball alumnus Avery Felts.

>> He averaged 24.0 points, 9.0 rebounds, and 3.0 assists per game during his senior season.

### ALABAMA OFFENSIVE STATS: 2022-24

CATEGORY	2022-23 (RK)	2024-25 (RK)
AST/TO Ratio	1.08 (144)	1.36 (68)
AST/Game	15.0 (49)	17.2 (13)
Bench Points/Game	25.95 (25)	33.84 (6)



SUN BELT CONFERENCE STANDINGS

SCHOOL	SBC	PCT.	OVERALL	PCT	HOME	AWAY	NEUTRAL	STREAK
Troy	8-3	.727	15-8	.652	7-3	7-4	1-1	L2
South Alabama	7-3	.700	16-6	.727	7-2	6-4	3-0	W3
App State	8-4	.667	15-9	.625	8-3	6-6	1-0	W4
Marshall	6-4	.600	14-8	.636	10-2	4-6	0-0	W1
Coastal Carolina	7-5	.583	14-10	.583	6-3	7-7	1-0	W1
Georgia Southern	6-5	.545	14-10	.583	8-3	6-5	0-2	L1
Georgia State	6-5	.545	9-14	.391	6-2	3-10	0-2	L2
Texas State	6-6	.500	13-11	.542	12-1	1-8	0-2	W2
Southern Miss	6-6	.500	12-12	.500	7-2	3-9	2-1	W1
Arkansas State	5-6	.455	13-10	.565	7-3	6-7	0-0	L3
Louisiana	5-6	.455	7-16	.304	5-6	2-10	0-0	W2
James Madison	4-7	.364	11-12	.478	7-2	3-10	1-0	L1
Old Dominion	4-7	.364	7-16	.304	4-4	3-12	0-0	L1
ULM	0-11	.000	3-20	.130	3-8	0-11	0-1	L13

WEEKLY SCHEDULE

WEDNESDAY, FEBRUARY 4

App State vs South Alabama	5:30 PM
Marshall vs Southern Miss	6:00 PM
James Madison vs Louisiana	6:00 PM
Coastal Carolina vs Arkansas State	6:00 PM
Old Dominion vs ULM	6:00 PM
Georgia State vs Troy	6:00 PM
Georgia Southern vs Texas State	6:00 PM

SATURDAY, FEBRUARY 7

App State vs Eastern Michigan	12:00 PM
Coastal Carolina vs UMass	12:00 PM
Georgia State vs Northern Illinois	1:00 PM
Texas State vs Western Michigan	2:00 PM
ULM vs Ball State	2:00 PM
Arkansas State vs Bowling Green	2:00 PM
Southern Miss vs Kent State	2:00 PM
James Madison vs Toledo	3:00 PM
South Alabama vs Buffalo	3:00 PM
Marshall vs Miami (OH)	3:00 PM
Louisiana vs Central Michigan	3:00 PM
Troy vs Akron	5:00 PM
Old Dominion vs Ohio	6:00 PM

A-STATE VS THE SUN BELT

OPPONENT (W/L)	OVERALL (PCT)	HOME (PCT)	AWAY (PCT)	NEUTRAL (PCT)	STREAK	LAST 10
App State	9-10 (.474)	6-3 (.667)	2-7 (.286)	1-0 (1.000)	W2	5-5
Coastal Carolina	8-6 (.571)	3-4 (.429)	3-2 (.600)	2-0 (1.000)	W4	6-4
Georgia Southern	9-12 (.429)	5-5 (.500)	3-7 (.300)	1-0 (1.000)	W2	6-4
Georgia State	6-14 (.300)	5-4 (.556)	1-7 (.125)	0-3 (.000)	L1	3-7
James Madison	0-6 (.000)	0-3 (.000)	0-2 (.000)	0-1 (.000)	L6	0-6
Louisiana	33-62 (.347)	22-22 (.500)	10-39 (.204)	1-1 (.500)	W3	5-5
Marshall	4-4 (.500)	1-2 (.333)	1-2 (.333)	2-0 (1.000)	L1	4-4
Old Dominion	3-2 (.600)	1-1 (.500)	2-1 (.667)	0-0 (-)	L1	3-2
South Alabama	30-29 (.508)	19-7 (.731)	9-22 (.290)	2-0 (1.000)	L1	4-6
Southern Miss	17-17 (.500)	11-4 (.733)	5-11 (.313)	1-2 (.333)	W4	7-3
Texas State	10-13 (.435)	6-6 (.500)	4-7 (.364)	0-0 (-)	W6	6-4
Troy	15-20 (.429)	7-8 (.467)	7-9 (.438)	1-3 (.250)	L1	4-6
ULM	49-33 (.598)	33-8 (.805)	14-23 (.378)	2-2 (.500)	W3	7-3

SBC PLAYER OF THE WEEK

Week 1 - Cooper Campbell | Troy  
 Week 2 - Spudd Webb | Georgia Southern  
 Week 3 - Tylik Weeks | Southern Miss  
 Week 4 - Justin McBride | James Madison  
 Week 5 - Spudd Webb | Georgia Southern  
 Week 6 - Alonzo Dodd | App State  
 Week 7 - Chaze Harris | South Alabama  
 Week 8 - AJ Dancier | Coastal Carolina  
 Week 9 - Jalen Speer | Marshall  
 Week 10 - Adam Olsen | South Alabama  
 Week 11 - Victor Valdes | Troy  
 Week 12 - Jelani Hamilton | Georgia State  
 Week 13 - Kasen Jennings | App State  
 Week 14 -  
 Week 15 -  
 Week 16 -

SUN BELT PRESEASON POLL

TEAM	POINTS (1ST PLACE)
1. James Madison	175 (1)
2. Arkansas State	154 (3)
3. South Alabama	152 (4)
4. Troy	148 (1)
5. Old Dominion	145 (2)
6. Marshall	128 (1)
7. App State	123 (1)
8. Texas State	106
9. Louisiana	95 (1)
10. Georgia Southern	66
11. Georgia State	59
12. Southern Miss	57
13. Coastal Carolina	43
14. ULM	19

SBC PRESEASON AWARDS

PRESEASON PLAYER OF THE YEAR

Robert Davis Jr. Old Dominion

PRESEASON ALL-CONFERENCE TEAMS

FIRST TEAM

Robert Davis Jr. Old Dominion  
 Bradley Douglas James Madison  
 Thomas Dowd Troy  
 Tyren Moore Georgia Southern  
 Jalen Speer Marshall

SECOND TEAM

Eren Banks App State  
 Mark Drone Texas State  
 Jelani Hamilton Georgia State  
 Chandler Jackson Arkansas State  
 RaSheed Jones Coastal Carolina

THIRD TEAM

Jordan Battle Old Dominion  
 John Broom South Alabama  
 Kaden Gumbs Texas State  
 Matt Van Komen Marshall  
 Nakavieon White Georgia Southern

STATISTICAL TRENDS		
TREND	2025-26	PANNONE ERA
At Home	7-3	7-3
On Road/Neutral Site	6-7	6-7
Score first	6-7	6-7
Score second	7-3	7-3
3+ players score 10+	12-7	12-7
4+ more players score 10+	10-3	10-3
In November	5-3	5-3
In December	5-1	5-1
In January	3-6	3-6
In February	0-0	0-0
In March	0-0	0-0
Leading at halftime	11-2	11-2
Trailing at halftime	2-8	2-8
Tied at halftime	0-0	0-0
Leading with 5:00 remaining	11-3	11-3
Trailing with 5:00 remaining	1-7	1-7
Tied with 5:00 remaining	1-0	1-0
Shoot higher FG%	8-2	8-2
Shoot lower FG%	5-8	5-8
Shoot equal FG%	0-0	0-0
Shoot 50% or better	3-0	3-0
Shoot 40-49%	9-6	9-6
Shoot 30-39%	1-4	1-4
Shoot less than 30%	1-0	1-0
Shoot higher 3PT%	9-3	9-3
Shoot lower 3PT%	4-7	4-7
Shoot equal 3PT%	0-0	0-0
Make more 3-pointers	12-3	12-3
Make fewer 3-pointers	1-6	1-6
Make equal 3-pointers	0-1	0-1
Shoot higher FT%	9-4	9-4
Shoot lower FT%	4-6	4-6
Shoot equal FT%	0-0	0-0
Shoot more FT	8-5	8-5
Shoot fewer FT	4-4	4-4
Equal FT	1-1	1-1
More rebounds	12-6	12-6
Fewer rebounds	2-3	2-3
Equal rebounds	0-0	0-0
More assists	10-3	10-3
Fewer assists	2-7	2-7
Equal assists	1-0	1-0
Fewer turnovers	4-2	4-2
More turnovers	9-6	9-6
Equal turnovers	0-2	0-2
Score 85 points or more	10-1	10-1
Score 75-84 points	2-2	2-2
Score 65-74 points	1-6	1-6
Score 64 points or fewer	0-1	0-1
Allow 85 points or more	3-5	3-5
Allow 75-84 points	3-3	3-3
Allow 65-74 points	4-2	4-2
Allow 64 points or fewer	3-0	3-0
More bench points	12-6	12-6
Fewer bench points	2-2	2-2
Equal bench points	0-1	0-1
More points in paint	7-3	7-3
Fewer points in paint	5-6	5-6
Equal points in paint	1-1	1-1
More 2nd chance points	9-7	9-7
Fewer 2nd chance points	3-3	3-3
Equal 2nd chance points	1-0	1-0
More fast break points	8-5	8-5
Fewer fast break points	5-5	5-5
Equal fast break points	0-0	0-0
White uniforms	7-3	7-3
Black uniforms	3-3	3-3
Red uniforms	3-4	3-4
Monday	2-0	2-0
Tuesday	3-0	3-0
Wednesday	2-2	2-2
Thursday	1-1	1-1
Friday	1-2	1-2
Saturday	4-5	4-5
Sunday	0-0	0-0

2025-26 MARGIN OF VICTORY / DEFEAT																
MARGIN	1	2	3	4	5	6	7	8	9	10	11-14	15-19	20-24	25-29	30-34	35+
VICTORY	2	--	--	1	1	--	1	--	--	--	3	2	1	1	--	1
DEFEAT	2	--	--	3	--	--	--	--	1	--	1	--	--	2	1	--

MARGIN OF VICTORY / DEFEAT SINCE 1991-92 (SUN BELT ERA)																
MARGIN	1	2	3	4	5	6	7	8	9	10	11-14	15-19	20-24	25-29	30-34	35+
VICTORY	29	34	34	22	29	21	24	25	22	19	88	63	30	34	16	26
DEFEAT	29	24	42	33	28	34	32	23	26	21	74	63	44	19	12	7

STATS BY THE HALF					
<b>MOST FIRST HALF POINTS</b>		<b>MOST SECOND HALF POINTS</b>			
A-State	51	vs Arkansas Tech   12/30/25	A-State	57	at Ohio   11/3/25
Opponent	50	at SMU   11/21/25	Opponent	55	at Troy   1/17/26
<b>FEWEST FIRST HALF POINTS</b>		<b>FEWEST SECOND HALF POINTS</b>			
A-State	30	at SMU   11/21/25	A-State	23	vs Marshall   1/31/26
Opponent	21	vs UT Arlington   12/2/25	Opponent	29	vs Marshall   1/31/26
<b>LARGEST HALFTIME LEAD</b>		<b>LARGEST MARGIN OF VICTORY</b>			
A-State	26	vs Arkansas Tech   12/30/25	A-State	44	vs Arkansas Tech   12/30/25
Opponent	15	at Stephen F. Austin   11/7/25	Opponent	31	at SMU   11/21/25

PLAYER MILESTONES									
POINTS LEADER	SEA	CAR	10+ POINTS	SEA	CAR	GAMES PLAYED	SEA	CAR	
Chandler Jackson	5	7	Matt Hayman	14	57	Chandler Jackson	23	114	
TJ Caldwell	5	6	Christian Harmon	13	13	TJ Caldwell	23	86	
Christian Harmon	6	6	Jaxon Ellingsworth	12	17	Jaxon Ellingsworth	23	56	
Matt Hayman	3	19	Chandler Jackson	11	22	Aly Tounkara	23	52	
Joey Chammaa	3	5	TJ Caldwell	10	20	Christian Harmon	23	23	
Jaxon Ellingsworth	2	3	Jalen Hampton	8	38	Matt Hayman	22	118	
Jalen Hampton	1	4	Joey Chammaa	7	18	Royal Blue Smith	22	22	
Royal Blue Smith	1	1	Royal Blue Smith	6	6	Jalen Hampton	21	82	
Chudi Dioramma	--	1	Chudi Dioramma	2	9	Chudi Dioramma	21	53	
			Fredy-Salam Sylla	2	2	Fredy-Salam Sylla	15	15	
			Aly Tounkara	1	3	Joey Chammaa	12	50	
REBOUNDS LEADER	SEA	CAR	20+ POINTS	SEA	CAR	GAMES STARTED	SEA	CAR	
Jalen Hampton	15	36	Christian Harmon	5	5	Chandler Jackson	21	50	
Jaxon Ellingsworth	5	7	Chandler Jackson	2	2	Cristian Harmon	19	19	
Matt Hayman	2	11	Matt Hayman	1	10	Matt Hayman	14	76	
Chudi Dioramma	2	6	Joey Chammaa	1	2	Jalen Hampton	13	57	
Aly Tounkara	1	11	Jaxon Ellingsworth	1	1	Jaxon Ellingsworth	13	14	
Chandler Jackson	1	2	TJ Caldwell	1	1	Aly Tounkara	12	18	
Christian Harmon	1	1	Jalen Hampton	--	3	Chudi Dioramma	8	8	
Royal Blue Smith	1	1				Fredy-Salam Sylla	6	6	
			10+ REBOUNDS	SEA	CAR	TJ Caldwell	5	12	
			Jalen Hampton	8	20	Royal Blue Smith	3	3	
			Aly Tounkara	1	3	Joey Chammaa	1	1	
			Christian Harmon	1	1	DOUBLE-DOUBLES	SEA	CAR	
			Jaxon Ellingsworth	1	1	Jalen Hampton	4	13	
			Matt Hayman	--	2	Jaxon Ellingsworth	1	1	
			Chudi Dioramma	--	2	Chudi Dioramma	--	1	
			15+ REBOUNDS	SEA	CAR	Matt Hayman	--	1	
			Jalen Hampton	--	15	Aly Tounkara	--	1	
			10+ ASSISTS	SEA	CAR	TRIPLE-DOUBLES	SEA	CAR	
			Jalen Hampton	--	15				

\*Leaders include ties



## THE LAST TIME...

### A TEAM SCORED 100+ POINTS IN A GAME

A-State . . . . . 107 vs Arkansas Tech (W 107-73) | 12-30-25  
Opponent . . . . . 100 by SMU (L, 69-100) | 11-21-25

### A TEAM SCORED 90+ POINTS IN A GAME

A-State . . . . . 93 at Southern Miss (W 93-86) | 12-20-25  
Opponent . . . . . 99 by Troy (L, 77-94) | 1-17-26

### A TEAM SCORED 90+ POINTS IN FIRST NATIONAL BANK ARENA

A-State . . . . . 95 vs Christian Brothers (W 95-67) | 11-15-25  
Opponent . . . . . 90 by Louisiana (L, 87-90 OT) | 3-9-19

### A TEAM SCORED 90+ POINTS IN A LOSS

A-State . . . . . 90 at Georgia State (L, 90-91) | 12-30-23  
Opponent . . . . . 114 by Little Rock (W, 116-114 4OT) | 3-14-14

### A TEAM SCORED 60 POINTS OR FEWER IN A WIN

A-State . . . . . 59 vs Stephen F. Austin (W 59-49) | 11-16-24  
Opponent . . . . . 60 by South Alabama (L, 56-60) | 2-19-25

### A TEAM SCORED 50 POINTS OR LESS

A-State . . . . . 45 at South Alabama (L 45-63) | 1-5-23  
Opponent . . . . . 49 by Stephen F. Austin (W 59-49) | 12-6-24

### A TEAM HAD 5+ PLAYERS SCORE IN DOUBLE FIGURES

A-State . . . . . 5 at Georgia State | 1-24-26  
Opponent . . . . . 5 by Troy | 1-17-26

### A TEAM WON A GAME BY 30+ POINTS

A-State . . . . . 44 vs Arkansas Tech (W 107-73) | 12-30-25  
Opponent . . . . . 31 by SMU (L 69-100) | 11-21-25

### A TEAM WON A GAME BY 50+ POINTS

A-State . . . . . 66 vs Crowley's Ridge College (W 115-49) | 12-4-20  
Opponent . . . . . 52 by Saint Louis (L, 38-90) | 1947

### A TEAM WON AN OVERTIME GAME

A-State . . . . . 85-80 vs North Dakota State | 11-28-25  
Opponent . . . . . 87-91 at South Alabama | 1-15-26

### A TEAM WON A 2+ OVERTIME GAME

A-State . . . . . 75-71 vs FAU (2OT) | 12-14-18  
Opponent . . . . . 70-73 (OT) by ULM | 3-8-17

### A TEAM SHOT 60% FG IN A GAME

A-State . . . . . 63.8% (37-58) vs Ohio | 2-10-24  
Opponent . . . . . 62.5% (35-56) by James Madison | 3-12-24

### A TEAM SHOT 30% OR WORSE FG IN A GAME

A-State . . . . . 29.4% (20-68) vs San Diego | 11-24-23  
Opponent . . . . . 26.6% (17-64) by Old Dominion | 1-2-24

### A TEAM MADE 15+ 3-POINT FG IN A GAME

A-State . . . . . 16 (16-35) vs Saint Louis | 3-18-25  
Opponent . . . . . 15 (15-27) by UT Arlington | 1-13-18

### A TEAM DID NOT MAKE A 3-POINT FG IN A GAME

A-State . . . . . vs Texas State (0-13) | 2-22-21  
Opponent . . . . . by Florida Atlantic (0-10) | 1-26-13

### A TEAM SHOT 60% 3-POINT FG IN A GAME

A-State . . . . . 61.5% (8-13) at Texas State | 2-1-25  
Opponent . . . . . 75.0 (6-8) by ULM | 2-3-24

### A TEAM MADE 30+ FREE THROWS IN A GAME

A-State . . . . . 35 (35-42) at Louisiana | 2-26-25  
Opponent . . . . . 33 (33-39) by South Alabama | 3-10-25

### A TEAM MADE 5 OR FEWER FREE THROWS IN A GAME

A-State . . . . . 4 (4-9) vs ULM | 2-22-25  
Opponent . . . . . 4 (4-7) by Air Force | 12-19-21

### A TEAM ATTEMPTED 40+ FREE THROWS

A-State . . . . . 42 at Louisiana | 2-26-25  
Opponent . . . . . 44 by Alabama | 11-8-24

### A TEAM SHOT 95% OR BETTER FREE THROWS IN A GAME

A-State . . . . . 100.0% (9-9) at Little Rock | 12-6-25  
Opponent . . . . . 100.0% by ULM (8-8) | 2-28-25

### A TEAM SHOT 40% OR WORSE FREE THROWS IN A GAME

A-State . . . . . 28.6% (4-14) at Appalachian State | 3-1-24  
Opponent . . . . . 38.5 (5-13) at Appalachian State | 1-27-22

### A TEAM HAD 20+ OFFENSIVE REBOUNDS IN A GAME

A-State . . . . . 20 vs James Madison | 1-3-26  
Opponent . . . . . 20 by Coastal Carolina | 12-21-24

### A TEAM HAD 5 OR FEWER OFFENSIVE REBOUNDS IN A GAME

A-State . . . . . 5 vs ULM | 2-3-24  
Opponent . . . . . 5 by Old Dominion | 1-28-26

### A TEAM HAD 35+ DEFENSIVE REBOUNDS IN A GAME

A-State . . . . . 35 at South Alabama | 1-15-26  
Opponent . . . . . 36 by Alabama | 11-8-24

### A TEAM HAD 50+ TOTAL REBOUNDS IN A GAME

A-State . . . . . 51 at South Alabama | 1-15-26  
Opponent . . . . . 50 by Alabama | 11-8-24

### A TEAM HAD 25 OR FEWER TOTAL REBOUNDS IN A GAME

A-State . . . . . 21 at Texas Tech | 12-14-21  
Opponent . . . . . 21 by Georgia State | 1-24-26

### A TEAM OUT-REBOUNDED ITS OPPONENT BY 20+

A-State . . . . . 32 (56-24) at Louisiana | 2-26-25  
Opponent . . . . . 21 (45-24) vs Prairie View | 11-25-22

### A TEAM HAD 20+ ASSISTS IN A GAME

A-State . . . . . 20 at South Alabama | 1-15-26  
Opponent . . . . . 25 by Troy | 1-17-26

### A TEAM HAD 4 OR FEWER ASSISTS IN A GAME

A-State . . . . . 3 at South Alabama | 1-5-23  
Opponent . . . . . 4 by UT Arlington | 12-2-25

### A TEAM COMMITTED 20+ TURNOVERS IN A GAME

A-State . . . . . 32 at SMU | 11-21-25  
Opponent . . . . . 27 by Arkansas Tech | 12-30-25

### A TEAM COMMITTED 6 OR FEWER TURNOVERS IN A GAME

A-State . . . . . 5 at North Texas | 3-23-25  
Opponent . . . . . 5 by South Alabama | 1-15-26

### A TEAM HAD 15+ STEALS IN A GAME

A-State . . . . . 17 vs Arkansas Tech | 12-30-25  
Opponent . . . . . 26 by SMU | 11-21-25

### A TEAM DID NOT HAVE A STEAL IN A GAME

A-State . . . . . vs Appalachian State | 2-4-17  
Opponent . . . . . by Florida Atlantic | 1-26-13

### A TEAM HAD 10+ BLOCKS IN A GAME

A-State . . . . . 10 vs Harding | 12-29-18  
Opponent . . . . . 11 by Marshall | 3-8-25

### A TEAM DID NOT BLOCK A SHOT IN A GAME

A-State . . . . . vs Arkansas Tech | 12-30-25  
Opponent . . . . . Texas State | 1-10-26

### A TEAM COMMITTED 30+ FOULS IN A GAME

A-State . . . . . 30 at Iowa | 11-17-23  
Opponent . . . . . 30 by UT Arlington | 12-12-24

### A TEAM COMMITTED 10 OR FEWER FOULS IN A GAME

A-State . . . . . 9 vs Christian Brothers | 11-15-25  
Opponent . . . . . 10 by Little Rock | 12-6-25

### A TEAM SCORED 50+ POINTS IN A HALF

A-State . . . . . 56 vs Arkansas Tech (2nd H) | 12-30-25  
Opponent . . . . . 55 by Troy (2nd H) | 1-17-26

### A TEAM HAD 20 OR FEWER POINTS IN A HALF

A-State . . . . . 18 at South Alabama (1st H) | 1-5-23  
Opponent . . . . . 19 by Georgia State (1st H) | 1-18-24

### A TEAM SHOT 65% OR BETTER FG IN A HALF

A-State . . . . . 68.2% (15-22) vs Bethune-Cookman (2nd H) | 3-23-24  
Opponent . . . . . 69.0% (20-29) by Troy (2nd H) | 1-17-26

### A TEAM SHOT 20% OR WORSE FG IN A HALF

A-State . . . . . 18.5% (5-27) vs James Madison (1st H) | 12-7-24  
Opponent . . . . . 18.5% (5-27) by UT Rio Grande Valley (1st H) | 11-25-23

### A TEAM MADE 8+ 3-POINTERS IN A HALF

A-State . . . . . 10 (10-18) vs Saint Louis (1st H) | 3-18-25  
Opponent . . . . . 8 (8-15) by South Alabama (1st H) | 1-9-25

### A TEAM MADE 20+ FREE THROWS IN A HALF

A-State . . . . . 20 (20-23) at Southern Miss (2nd H) | 12-20-25  
Opponent . . . . . 24 (24-27) by Alcorn State (2nd H) | 11-14-23

### A TEAM DID NOT MAKE A FREE THROW IN A HALF

A-State . . . . . at South Alabama (0-0, 1st H) | 1-15-26  
Opponent . . . . . Little Rock (0-0, 1st H) | 12-6-25

### THE LAST TIME...

**A TEAM DID NOT ATTEMPT A FREE THROW IN A HALF**

A-State ..... at South Alabama (0-0, 1st H) | 1-15-26  
 Opponent ..... Little Rock (0-0, 1st H) | 12-6-25

**A PLAYER SCORED 30+ POINTS IN A GAME**

A-State ..... Chandler Jackson (33) at Missouri State | 11-11-25  
 Opponent ..... Hamilton (38) at Georgia State | 1-24-26

**TWO PLAYERS SCORED 20+ POINTS IN A GAME**

A-State ..... Chammaa (21) & Jackson (21) at Ohio | 11-3-25  
 Opponent ..... Dowd (24) & Bellamy (22) vs Troy | 1-17-26

**A PLAYER SHOT 100% FG IN A GAME (MIN 7 ATT.)**

A-State ..... 10-10 by Izaiyah Nelson at Texas State | 2-1-24  
 Opponent ..... 7-7 by Vladimir Brodziansky (TCU) | 12-3-16

**A PLAYER MADE 7+ 3-POINTERS IN A GAME**

A-State ..... 7 (7-9) by Grantham Gillard vs ULM | 3-7-19  
 Opponent ..... 8 (8-15) by Keishawn Brewton (Coastal Carolina) | 1-18-20

**A PLAYER MADE 14+ FREE THROWS IN A GAME**

A-State ..... 16 (16-20) by Caleb Fields vs Texas State | 1-11-24  
 Opponent ..... 14 (14-19) by Kamani Johnson (Little Rock) | 2-22-20

**A PLAYER HAD 7+ OFFENSIVE REBOUNDS IN A GAME**

A-State ..... 10 by Izaiyah Nelson at Louisiana | 2-26-25  
 Opponent ..... 7 by Chrishawn Christmas (Stephen F. Austin) | 11-7-25

**A PLAYER HAD 15-19 TOTAL REBOUNDS IN A GAME**

A-State ..... 19 by Izaiyah Nelson at ULM | 2-28-25  
 Opponent ..... 17 by Andrew McKeever (Saint Mary's) | 11-19-25

**A PLAYER HAD 20+ TOTAL REBOUNDS IN A GAME**

A-State ..... 21 by Izaiyah Nelson at Louisiana | 2-26-25  
 Opponent .....

**A PLAYER HAD 12+ ASSISTS IN A GAME**

A-State ..... 13 by Caleb Fields vs ULM | 2-3-24  
 Opponent ..... 14 by Victor Valdes (Troy) | 1-17-26

**A PLAYER HAD 7+ TURNOVERS IN A GAME**

A-State ..... 7 by Terrance Ford Jr. at Louisiana | 2-26-25  
 Opponent ..... 7 by Elijah McCadden (Georgia Southern) | 1-1-22

**A PLAYER HAD 6+ STEALS IN A GAME**

A-State ..... 6 by Kobe Julien vs Little Rock | 11-12-24  
 Opponent ..... 10 by B.J. Edwards (SMU) | 11-21-25

**A PLAYER PLAYED ALL 40 MINUTES IN REGULATION**

A-State ..... Terrance Ford Jr. vs South Alabama | 3-9-25  
 Opponent ..... Jalen Speer (Marshall) | 1-31-26

### GAME-BY-GAME LEADERS

DATE	TEAM	W/L	SCORE	RECORD (SBC)	HIGH POINTS	HIGH REBOUNDS	HIGH ASSISTS	HIGH BLOCKS	HIGH STEALS	ATTENDANCE
Nov. 3	at Ohio	W	89-85	1-0 (0-0 SBC)	Two Players - 21	Jackson - 8	Jackson - 5	Two Players - 1	Chammaa - 2	5,545
Nov. 7	at Stephen F. Austin	L	65-90	1-1 (0-0 SBC)	Chammaa - 17	Ellingsworth - 6	Hayman - 3	None	Harmon - 3	1,923
Nov. 11	at Missouri State	W	86-85	2-1 (0-0 SBC)	Jackson - 33	Harmon - 11	Harmon - 4	Tounkara - 2	Ellingsworth - 2	2,201
Nov. 15	Christian Brothers	W	95-67	3-1 (0-0 SBC)	Ellingsworth - 20	Two Players - 7	Jackson - 7	None	Three Players - 2	3,182
Nov. 19	at Saint Mary's	L	72-85	3-2 (0-0 SBC)	Harmon - 21	Hayman - 6	Jackson - 6	Three Players - 1	Three Players - 2	3,087
Nov. 21	at SMU	L	69-100	3-3 (0-0 SBC)	Caldwell - 20	Hampton - 9	Six Players - 1	Two Players - 1	Blue - 2	4,502
Nov. 24	Jacksonville State	W	74-63	4-3 (0-0 SBC)	Harmon - 21	Two Players - 7	Jackson - 5	Two Players - 1	Two Players - 3	3,071
Nov. 28	North Dakota State	W	85-80	5-3 (0-0 SBC)	Caldwell - 19	Hampton - 11	Jackson - 5	Two Players - 2	Hayman - 3	3,167
Dec. 2	UT Arlington	W	83-63	6-3 (0-0 SBC)	Hampton - 19	Hampton - 8	Jackson - 7	Tounkara - 1	Three Players - 2	3,389
Dec. 6	at Little Rock	W	90-78	7-3 (0-0 SBC)	Caldwell - 19	Hampton - 13	Two Players - 4	Caldwell - 3	Six Players - 1	2,691
Dec. 13	at Rice	L	76-77	7-4 (0-0 SBC)	Jackson - 17	Three Players - 5	Five Players - 2	Two Players - 1	Six Players - 1	1,125
Dec. 17	at Texas State	W	89-70	8-4 (1-0 SBC)	Harmon - 21	Dioramma - 8	Jackson - 8	Three Players - 1	Hayman - 2	1,203
Dec. 20	at Southern Miss	W	93-86	9-4 (2-0 SBC)	Jackson - 18	Hampton - 7	Harmon - 5	Hampton - 2	Two Players - 2	2,827
Dec. 30	Arkansas Tech	W	107-63	10-4 (2-0 SBC)	Two Players - 17	Two Players - 5	Harmon - 6	None	Four Players - 3	3,978
Jan. 3	James Madison	L	74-78	10-5 (2-1 SBC)	Hayman - 23	Hampton - 13	Jackson - 6	Two Players - 2	Two Players - 2	4,017
Jan. 7	Troy	W	86-74	11-5 (3-1 SBC)	Harmon - 18	Hampton - 7	Hayman - 4	Hampton - 2	Three Players - 2	3,782
Jan. 10	Texas State	W	83-82	12-5 (4-1 SBC)	Jackson - 16	Hampton - 12	Jackson - 4	Dioramma - 1	Two Players - 3	4,059
Jan. 15	at South Alabama	L	87-91	12-6 (4-2 SBC)	Two Players - 18	Ellingsworth - 13	Harmon - 5	Caldwell - 1	Three Players - 1	2,480
Jan. 17	at Troy	L	77-94	12-7 (4-3 SBC)	Caldwell - 17	Hampton - 9	Hayman - 5	Dioramma - 1	Three Players - 3	3,321
Jan. 22	at Georgia Southern	W	85-68	13-7 (5-3 SBC)	Chammaa - 15	Hampton - 14	Chammaa - 6	Two Players - 2	Three Players - 2	2,676
Jan. 24	at Georgia State	L	81-82	13-8 (5-4 SBC)	Harmon - 23	Hampton - 12	Jackson - 6	Tounkara - 1	Hampton - 4	2,078
Jan. 28	Old Dominion	L	71-75	13-9 (5-5 SBC)	Harmon - 20	Hampton - 12	Jackson - 8	Three Players - 1	Jackson - 3	4,776
Jan. 31	Marshall	L	61-70	13-10 (5-6 SBC)	Hayman - 17	Hampton - 10	Harmon - 4	Tounkara - 3	Three Players - 2	3,932
Feb. 4	at Coastal Carolina									
Feb. 7	Bowling Green									
Feb. 11	ULM									
Feb. 14	South Alabama									
Feb. 19	at Louisiana									
Feb. 21	at ULM									
Feb. 24	Southern Miss									
Feb. 27	Louisiana									



GAME-BY-GAME STATISTICS

OPPONENT	W/L	FG-FGA	PCT	3FG-FGA	PCT	FT-FTA	.PCT	OR	DR	TOT	PF	AST	TO	BLK	STL
A-State	W	27-56	.482	10-27	.370	25-28	.893	13	28	41	27	13	18	2	6
at Ohio		31-63	.492	8-26	.308	15-22	.682	7	18	25	19	11	10	1	4
A-State	L	17-54	.315	5-27	.185	26-33	.788	10	20	30	19	10	14	0	12
at Stephen F. Austin		34-70	.486	12-33	.364	10-19	.526	19	30	49	25	14	14	8	5
A-State	W	29-65	.446	5-22	.227	23-29	.793	14	26	40	27	11	16	2	6
at Missouri State		26-56	.464	6-21	.286	27-37	.730	7	25	32	23	14	12	3	7
A-State	W	39-68	.574	7-24	.292	10-17	.588	14	24	38	9	21	7	0	7
Christian Brothers		26-60	.433	5-26	.192	10-13	.769	11	19	30	13	8	13	1	4
A-State	L	26-69	.377	9-29	.310	11-13	.846	16	19	35	25	16	10	8	3
at Saint Mary's		26-53	.491	8-16	.500	25-33	.758	13	27	40	16	17	13	7	6
A-State	L	26-63	.413	6-29	.207	11-16	.688	21	27	48	16	6	32	2	4
at SMU		41-75	.547	8-23	.348	10-16	.625	12	18	30	15	29	8	4	26
A-State	W	21-52	.404	9-26	.346	23-29	.793	7	27	34	24	17	16	2	11
Jacksonville State		20-55	.364	4-25	.160	19-29	.655	12	25	37	23	9	15	3	7
A-State	W	27-68	.397	11-33	.333	20-22	.909	12	34	46	22	18	11	6	7
North Dakota State		25-64	.391	10-25	.400	20-31	.645	11	30	41	20	12	12	3	9
A-State	W	29-60	.483	4-17	.235	21-29	.724	14	27	41	19	16	14	1	9
UT Arlington		23-62	.371	1-19	.053	16-26	.615	15	22	37	21	4	12	3	11
A-State	W	34-69	.493	13-37	.351	9-9	1.000	13	29	42	11	15	12	5	6
at Little Rock		29-57	.509	10-20	.500	10-17	.588	3	21	24	10	14	9	5	9
A-State	L	30-61	.492	4-18	.222	12-19	.632	13	30	43	17	11	11	2	6
at Rice		26-64	.406	10-24	.417	15-23	.652	12	25	37	18	13	7	3	8
A-State	W	31-55	.564	12-22	.545	15-20	.750	11	28	39	16	21	19	3	4
at Texas State		26-62	.419	3-11	.273	15-18	.833	9	14	23	17	16	11	3	13
A-State	W	29-63	.460	8-22	.364	27-33	.818	16	21	37	19	11	9	3	9
at Southern Miss		27-56	.482	7-16	.438	25-27	.926	8	21	29	22	11	11	2	5
A-State	W	35-62	.565	17-38	.447	20-24	.833	9	21	30	19	24	12	0	17
Arkansas Tech		24-52	.462	8-23	.348	7-16	.438	12	22	34	20	15	27	1	11
A-State	L	25-70	.357	8-32	.250	16-27	.593	20	22	42	18	12	8	2	9
James Madison		27-51	.529	8-17	.471	16-26	.615	7	31	38	23	11	15	5	5
A-State	W	26-58	.448	12-30	.400	22-29	.759	13	31	44	17	14	16	3	8
Troy		27-65	.415	9-28	.321	11-18	.611	9	21	30	21	15	11	5	9
A-State	W	26-64	.406	6-24	.250	25-32	.781	19	24	43	21	16	17	1	11
Texas State		32-61	.525	2-11	.182	16-19	.842	8	24	32	24	11	16	0	11
A-State	L	31-72	.431	13-44	.295	12-15	.800	16	35	51	20	20	19	1	3
at South Alabama		32-69	.464	6-27	.222	21-30	.700	6	27	33	13	12	5	2	11
A-State	L	26-61	.426	10-24	.417	12-22	.545	14	16	30	15	16	9	1	3
at Troy		34-61	.557	12-32	.375	19-21	.905	11	27	38	20	25	7	7	6
A-State	W	28-57	.491	10-26	.385	19-23	.826	10	32	42	21	18	17	6	10
at Georgia Southern		23-66	.348	5-33	.152	17-26	.654	16	22	38	20	5	12	3	9
A-State	L	28-57	.491	8-24	.333	17-19	.895	12	26	38	17	17	14	1	5
at Georgia State		25-53	.472	12-27	.444	20-22	.909	4	17	21	16	15	7	3	10
A-State	L	25-60	.417	10-30	.333	11-17	.647	11	31	42	14	16	15	3	9
Old Dominion		28-62	.452	8-23	.348	11-14	.786	5	28	33	17	19	9	2	7
A-State	L	19-58	.328	7-32	.219	16-25	.640	18	20	38	17	13	12	4	8
Marshall		25-55	.455	8-20	.400	12-15	.800	11	25	36	22	17	12	5	10
A-State															
at Coastal Carolina															
A-State															
Bowling Green															
A-State															
ULM															
A-State															
South Alabama															
A-State															
at Louisiana															
A-State															
at ULM															
A-State															
Southern Miss															
A-State															
Louisiana															

**SCORING & SPECIALTY STATS**

OPPONENT	FIRST HALF		SECOND HALF		TOTAL		STARTERS		BENCH		IN THE PAINT		2ND CHANCE		OFF TURNOVERS	
	A-STATE	OPP	A-STATE	OPP	A-STATE	OPP	A-STATE	OPP	A-STATE	OPP	A-STATE	OPP	A-STATE	OPP	A-STATE	OPP
at Ohio	32	39	57	46	89	85	37	71	52	14	34	42	21	4	2	15
at Stephen F. Austin	31	46	34	44	65	90	24	66	41	24	20	34	11	26	16	24
at Missouri State	33	46	53	39	86	85	71	73	15	12	44	34	18	9	13	23
Christian Brothers	45	28	50	39	95	67	46	59	49	8	64	23	17	10	23	4
at Saint Mary's	39	47	33	38	72	85	39	69	33	16	32	30	14	15	13	12
at SMU	30	50	39	50	69	100	47	83	22	17	36	50	21	2	6	51
Jacksonville State	38	32	36	31	74	63	58	29	16	34	24	24	7	7	21	18
North Dakota State	39	35	31	35	85	80	48	62	37	18	32	28	13	8	5	11
UT Arlington	39	21	44	42	83	63	44	49	39	14	48	44	10	17	19	11
at Little Rock	46	39	44	39	90	78	54	78	36	0	40	30	15	4	14	18
at Rice	35	33	41	44	76	77	48	51	28	26	48	32	10	11	6	19
at Texas State	41	32	48	38	89	70	45	54	44	16	38	42	20	10	20	9
at Southern Miss	39	32	54	54	93	86	50	57	43	29	42	30	26	10	14	9
Arkansas Tech	51	25	56	38	107	63	45	40	62	23	36	28	16	7	37	14
James Madison	34	39	40	39	74	78	43	63	31	15	34	36	12	6	17	14
Troy	45	32	41	42	86	74	51	58	35	16	24	32	15	6	10	17
Texas State	43	37	40	45	83	82	52	35	31	47	38	46	12	15	26	23
at South Alabama	36	32	45	49	87	91	37	78	50	13	34	50	17	9	2	24
at Troy	35	44	39	55	74	99	47	72	27	27	30	44	18	16	4	13
at Georgia Southern	39	35	46	33	85	68	48	38	37	30	34	36	7	20	12	13
at Georgia State	36	38	45	44	81	82	62	56	19	26	38	16	10	2	8	24
Old Dominion	33	38	38	37	71	75	45	66	26	9	30	32	10	9	10	8
Marshall	38	41	23	29	61	70	40	24	21	46	24	24	12	11	13	13
at Coastal Carolina																
Bowling Green																
ULM																
South Alabama																
at Louisiana																
at ULM																
Southern Miss																
Louisiana																



STARTING LINEUPS

DATE	OPPONENT	G	G	G	G/F	F	LINEUP RECORD
Nov. 3	at Ohio	Jackson	Harmon	Hayman	Hampton	Dioramma	1-0*
Nov. 7	at Stephen F. Austin	Jackson	Hayman	Harmon	Ellingsworth	Toukara	0-1*
Nov. 11	at Missouri State	Jackson	Harmon	Caldwell	Ellingsworth	Toukara	1-0*
Nov. 15	Christian Brothers	Jackson	Harmon	Caldwell	Ellingsworth	Toukara	2-0
Nov. 19	at Saint Mary's	Jackson	Harmon	Caldwell	Ellingsworth	Toukara	2-1
Nov. 21	at SMU	Jackson	Harmon	Caldwell	Ellingsworth	Toukara	2-2
Nov. 24	Jacksonville State	Jackson	Harmon	Smith	Ellingsworth	Toukara	1-0*
Nov. 28	North Dakota State	Jackson	Harmon	Caldwell	Ellingsworth	Toukara	3-2
Dec. 2	UT Arlington	Jackson	Harmon	Caldwell	Ellingsworth	Toukara	4-2
Dec. 6	at Little Rock	Blue	Hayman	Sylla	Hampton	Dioramma	1-0*
Dec. 13	at Rice	Blue	Hayman	Sylla	Hampton	Ellingsworth	0-1*
Dec. 17	at Texas State	Jackson	Hayman	Sylla	Ellingsworth	Dioramma	1-0*
Dec. 20	at Southern Miss	Jackson	Hayman	Sylla	Ellingsworth	Dioramma	2-0
Dec. 30	Arkansas Tech	Jackson	Harmon	Sylla	Hampton	Ellingsworth	1-0*
Jan. 3	James Madison	Jackson	Harmon	Sylla	Hampton	Ellingsworth	1-1
Jan. 7	Troy	Jackson	Harmon	Hayman	Hampton	Dioramma	2-0
Jan. 10	Texas State	Jackson	Harmon	Hayman	Hampton	Dioramma	3-0
Jan. 15	at South Alabama	Jackson	Harmon	Hayman	Hampton	Dioramma	3-1
Jan. 17	at Troy	Jackson	Harmon	Hayman	Hampton	Dioramma	3-2
Jan. 22	at Georgia Southern	Jackson	Harmon	Chammaa	Hampton	Toukara	1-0*
Jan. 24	at Georgia State	Jackson	Harmon	Hayman	Hampton	Toukara	0-1*
Jan. 28	Old Dominion	Jackson	Harmon	Hayman	Hampton	Toukara	0-2
Jan. 31	Marshall	Jackson	Harmon	Hayman	Hampton	Toukara	0-3
Feb. 4	at Coastal Carolina						
Feb. 7	Bowling Green						
Feb. 11	ULM						
Feb. 14	South Alabama						
Feb. 19	at Louisiana						
Feb. 21	at ULM						
Feb. 24	Southern Miss						
Feb. 27	Louisiana						

\* - New Starting Lineup



# O CHANDLER JACKSON

SR | GUARD | 6'5 | MEMPHIS, TENN. | FLORIDA STATE

SEASON HIGHS	CATEGORY	CAREER HIGHS
33 at Missouri State   11/11/25	<b>POINTS</b>	33 at Missouri State   11/11/25
10 at Missouri State   11/11/25	<b>FIELD GOALS MADE</b>	10 at Missouri State   11/11/25
3 at Missouri State   11/11/25	<b>3PT FIELD GOALS MADE</b>	3 at Missouri State   11/11/25
10 at Missouri State   11/11/25	<b>FREE THROWS MADE</b>	10 at Missouri State   11/11/25
8 at Ohio   11/3/25	<b>REBOUNDS</b>	8 at Ohio   11/3/25
8, 2x, last vs Old Dominion   1/28/26	<b>ASSISTS</b>	9 vs Syracuse   2/8/23
--	<b>BLOCKS</b>	3 at Miami   1/8/25
3, 3x, last vs Old Dominion   1/28/26	<b>STEALS</b>	5 vs Western Carolina   11/26/24
36 vs North Dakota St.   11/28/25	<b>MINUTES</b>	36 vs North Dakota St.   11/28/25

## PLAYER NOTES

### 2024-25 | JUNIOR | FLORIDA STATE

Named as one of 10 ACC Breakout Players for the 2024-25 season by College Hoops Today ... Averaged 6.3 points, 2.1 rebounds, and 2.0 assists over 27 starts and 29 appearances ... Shot 42.3 percent (69-for-163) from the field and 72.2 percent (39-for-54) from the free-throw line ... Recorded 38 steals with a career high of five against Western Carolina on Nov. 26 ... Reached double digits in points five times, including a season high of 14 against Winthrop on Dec. 17.

### 2023-24 | SOPHOMORE | FLORIDA STATE

Appeared in 33 games with one start, averaging 4.9 points, 1.4 rebounds, and 1.1 assists ... Netted 58 field goals on 44.6 percent shooting and converted 25-of-31 (80.6 percent) attempts from the charity stripe ... Reached double figures in four games, including a season high of 19 against Boston College on Feb. 20 ... Posted 10 points against North Carolina on Jan. 27 before contributing with 17 versus Virginia on Feb. 10 ... Posted four-plus assists in three-games, including a season high of five against South Florida on Dec. 9.

### 2022-23 | FRESHMAN | FLORIDA STATE

Averaged 3.6 points, 1.3 rebounds, and 1.3 assists over 29 appearances and one start in freshman campaign ... Dished out 38 assists with a season-high of nine against Syracuse on Feb. 8 ... Swiped two-plus steals three times during the season, tallying a total of 19 on the year ... Contributed with seven points and four rebounds in the Seminoles' season finale against Georgia Tech on March 7.

### HIGH SCHOOL

Selected as Tennessee Mr. Basketball in DII-A following senior campaign, and was runner-up for the award one year prior ... Led the Purple Wave to a 49-1 record over his final two seasons, including a perfect 28-0 campaign culminating in a DII-AA State Championship ... Averaged 18.5 points, 5.4 rebounds, and 4.1 assists per game to earn Memphis Commercial Appeal First Team All-Metro honors.

## MATCH-BY-MATCH STATISTICS

DATE	OPPONENT	W/L	MIN	FGM/A	%	3FG/A	%	FTM/A	%	O-D-T	AVG	PF	AST	T/O	BLK	STL	PTS
11/3	at Ohio <sup>^</sup>	W	32	7-11	.636	1-2	.500	6-7	.857	4-4-8	8.0	2	5	3	0	0	21
11/7	at Stephen F. Austin <sup>^</sup>	L	16	0-4	.000	0-3	.000	2-2	1.000	1-0-1	4.5	2	2	3	0	0	2
11/11	at Missouri State <sup>^</sup>	W	27	10-11	.909	3-3	1.000	10-12	.833	1-3-4	4.3	3	1	3	0	0	33
11/15	Christian Brothers <sup>^</sup>	W	23	1-6	.167	0-3	.000	0-0	--	1-1-2	3.8	1	7	0	0	2	2
11/19	at Saint Mary's <sup>^</sup>	L	29	2-10	.200	0-2	.000	0-1	.000	0-2-2	3.4	3	6	1	0	0	4
11/21	at SMU <sup>^</sup>	L	19	2-6	.333	0-2	.000	0-0	--	1-2-3	3.3	1	1	4	0	0	4
11/24	Jacksonville State <sup>^</sup>	W	29	2-5	.400	0-1	.000	7-8	.875	0-2-2	3.1	3	5	3	0	3	11
11/28	North Dakota State <sup>^</sup>	W	36	2-9	.222	0-3	.000	6-6	1.000	2-2-4	3.3	4	5	2	0	2	10
12/2	UT Arlington <sup>^</sup>	W	33	4-8	.500	0-0	--	3-3	1.000	1-3-4	3.3	1	7	1	0	2	11
12/6	at Little Rock	W	23	2-3	.667	0-1	.000	0-0	--	1-1-2	3.2	0	4	1	0	1	4
12/13	at Rice	L	24	6-9	.667	0-0	--	5-8	.625	1-3-4	3.3	2	2	2	0	1	17
12/17	at Texas State <sup>^*</sup>	W	28	2-4	.500	0-2	.000	0-2	.000	2-4-6	3.5	2	8	1	0	0	4
12/20	at Southern Miss <sup>^*</sup>	W	27	4-6	.667	1-2	.500	9-12	.750	0-3-3	3.5	3	2	3	0	1	18
12/30	Arkansas Tech <sup>^</sup>	W	16	1-3	.333	1-3	.333	0-0	--	0-2-2	3.4	0	4	1	0	0	3
1/3	James Madison <sup>^*</sup>	L	29	8-17	.471	0-4	.000	3-6	.500	1-0-1	3.2	2	6	1	0	2	19
1/7	Troy <sup>^*</sup>	W	28	4-6	.667	1-2	.500	8-10	.800	2-3-5	3.3	1	2	3	0	1	17
1/10	Texas State <sup>^*</sup>	W	25	3-8	.375	1-3	.333	9-11	.818	1-1-2	3.2	3	4	1	0	3	16
1/15	at South Alabama <sup>^*</sup>	L	28	2-4	.500	0-0	--	2-2	1.000	2-4-6	3.4	3	4	5	0	1	6
1/17	at Troy <sup>^*</sup>	L	25	1-6	.167	0-1	.000	2-3	.667	0-0-0	3.2	1	4	0	0	1	4
1/22	at Georgia Southern <sup>^*</sup>	W	28	3-5	.600	2-3	.667	0-1	.000	2-0-2	3.2	3	3	3	0	1	8
1/24	at Georgia State <sup>^*</sup>	L	35	2-3	.667	1-2	.500	6-8	.750	0-4-4	3.2	1	6	2	0	0	11
1/28	Old Dominion <sup>^*</sup>	L	26	2-7	.286	1-2	.500	1-2	.500	1-2-3	3.2	3	8	1	0	3	6
1/31	Marshall <sup>*</sup>	L	23	0-4	.000	0-3	.000	0-0	--	4-1-5	3.3	2	2	1	0	2	0
2/4	at Coastal Carolina <sup>*</sup>																
2/7	Bowling Green																
2/11	ULM <sup>*</sup>																
2/14	South Alabama <sup>*</sup>																
2/19	at Louisiana <sup>*</sup>																
2/21	at ULM <sup>*</sup>																
2/24	Southern Miss <sup>*</sup>																
2/27	Louisiana <sup>*</sup>																

<sup>^</sup> - Starter | \* - Conference Game | # Neutral Site

## CAREER REPORT

SEASON	TEAM	GP-GS	MIN/AVG	Field Goals		3-Point		F-Throws		Rebounds				Scoring						
				FG-FGA	FG%	3FG-3FGA	3FG%	FT-FTA	FT%	OFF	DEF	TOT	AVG	PF-FO	A	TO	BLK	STL	PTS	AVG
2022-23	FSU	29-1	353/12.2	37-92	.402	12-32	.375	19-25	.760	12	27	39	1.3	43-0	38	21	5	19	105	3.6
2023-24	FSU	31-1	454/14.6	58-130	.446	12-41	.293	25-31	.806	11	31	42	1.4	45-0	33	12	5	24	153	4.9
2024-25	FSU	29-27	701/24.2	69-163	.423	6-39	.154	39-54	.722	13	47	60	2.1	53-1	57	25	6	38	183	6.3
2025-26	ASU	23-21	612/26.6	70-155	.452	12-47	.255	79-104	.760	28	47	75	3.3	46-0	98	45	0	26	231	10.0
<b>TOTAL FOR ASU</b>	<b>23-21</b>	<b>612/26.6</b>	<b>70-155</b>	<b>.452</b>	<b>12-47</b>	<b>.255</b>	<b>79-104</b>	<b>.760</b>	<b>28</b>	<b>47</b>	<b>75</b>	<b>3.3</b>	<b>46-0</b>	<b>98</b>	<b>45</b>	<b>0</b>	<b>26</b>	<b>231</b>	<b>10.0</b>	
<b>TOTAL</b>	<b>112-50</b>	<b>2119/18.9</b>	<b>234-540</b>	<b>.433</b>	<b>42-159</b>	<b>.264</b>	<b>162-214</b>	<b>.757</b>	<b>64</b>	<b>152</b>	<b>216</b>	<b>1.9</b>	<b>187-1</b>	<b>226</b>	<b>103</b>	<b>16</b>	<b>107</b>	<b>672</b>	<b>6.0</b>	



# MATT HAYMAN

GR | GUARD | 6'5 | DEHLI, LA. | STEPHEN F. AUSTIN

SEASON HIGHS	CATEGORY	CAREER HIGHS
23 vs James Madison   1/3/26	<b>POINTS</b>	27 at ULM   11/29/24
8 vs James Madison   1/3/26	<b>FIELD GOALS MADE</b>	10, 2x, last at Northwestern St.   2/15/25
5 vs James Madison   1/3/26	<b>3PT FIELD GOALS MADE</b>	5, 7x, last vs James Madison   1/3/26
4 vs North Dakota St.   11/28/25	<b>FREE THROWS MADE</b>	6, 2x, last at UTRGV   12/5/24
7, 2x, last vs Jacksonville State   11/24/25	<b>REBOUNDS</b>	11 vs Louisiana Tech   12/5/23
5 vs Christian Brothers   11/15/25	<b>ASSISTS</b>	7 at Texas A&M-Corpus Christi   12/7/24
1, 3x, last vs Old Dominion   1/28/26	<b>BLOCKS</b>	3 at Utah Valley   3/3/23
3, 3x, last vs Texas State   1/10/26	<b>STEALS</b>	6 at Northwestern State   11/13/23
32 vs Marshall   1/31/26	<b>MINUTES</b>	40 at New Orleans   2/3/25

## PLAYER NOTES

### 2024-25 | SENIOR | STEPHEN F. AUSTIN

Started in 30 games and appeared in one more during final season in Nacogdoches ... Led the Lumberjacks with 14.0 points per game on a team-high 155 field goals made, placing sixth in the WAC with a 42.3 percent clip from the field ... Netted 65 three-pointers - seventh-most in conference - on 176 attempts (36.9 percent), leading the team in all three categories (minimum 20 attempts) ... Finished third on the team with 126 rebounds and dished out a team-high 82 assists ... Finished 94th nationally, third in the conference, and second on the team with 54 steals, averaging 1.7 per game ... Scored in double figures 26 times and surpassed the 20-point mark on five occasions, establishing a career high of 27 at ULM on Nov. 29 ... Posted first career double-double with 14 points and 10 rebounds versus UTRGV on Feb. 10.

### 2023-24 | JUNIOR | STEPHEN F. AUSTIN

Was one of four Lumberjacks to play in 33 games, and tied for the team high with 29 starts ... Finished third on the team in scoring with 9.8 per game and averaged 4.1 rebounds ... Scoring average increased to 11.5 per game in conference play, the second-best among teammates ... Scored in double figures 12 times and tallied four games with 20-plus points, including a season-high 25 at Abilene Christian on Dec. 2 ... Converted 123 field goals - the most on the team - and 33 three-pointers ... Reached double figures in points during 10 of the last 19 games to end season.

### 2022-23 | JUNIOR | STEPHEN F. AUSTIN

Made three starts over 32 appearances, averaging 14.8 minutes in first year with the Lumberjacks ... Averaged 4.9 points on a 44.9 percent clip and converted 20 triples on 51 attempts (39.2 percent) ... Tallied 2.3 rebounds per game and dished out 24 assists while swiping 28 steals.

### 2021-22 | SOPHOMORE | HINDS CC

Started in 22 contests and appeared in 25 in his final season with the Bulldogs ... Averaged 15.8 points with a 45.1 percentage from the floor and a 42.9 percentage from beyond the arc ... Recorded 117 boards, dished out 40 assists, tallied 12 blocks, and swiped 32 steals.

### 2020-21 | FRESHMAN | HINDS CC

Helped the Bulldogs to a 13-3 record in freshman campaign ... Contributed 11 points in the first round of the NJCAA Gulf District Tournament vs Jones College, resulting in a 71-69 victory.

### HIGH SCHOOL

Earned Central Louisiana District 2-5A First Team honors during senior season at Ouachita Parish High School ... Led the Lions to a 29-9 record and a seventh-place finish in the state rankings.

## MATCH-BY-MATCH STATISTICS

DATE	OPPONENT	W/L	MIN	FGM/A	%	3FG/A	%	FTM/A	%	O-D-T	AVG	PF	AST	T/O	BLK	STL	PTS
11/3	at Ohio^	W	20	2-4	.500	0-2	.000	3-3	1.000	0-0-0	0.0	4	4	5	0	1	7
11/7	at Stephen F. Austin^	L	17	3-8	.375	1-3	.333	0-0	--	1-1-2	1.0	2	3	1	0	1	7
11/11	at Missouri State	W	26	2-13	.154	0-5	.000	2-2	1.000	1-6-7	3.0	4	1	2	0	1	6
11/15	Christian Brothers	W	22	6-11	.545	3-7	.429	0-0	--	1-1-2	2.8	1	5	0	0	2	15
11/19	at Saint Mary's	L	21	5-13	.385	2-8	.250	0-0	--	1-5-6	3.4	4	0	0	0	2	12
11/21	at SMU	L	18	3-9	.333	1-5	.200	0-0	--	1-2-3	3.3	3	1	5	0	0	7
11/24	Jacksonville State	W	24	2-9	.222	1-7	.143	2-2	1.000	0-7-7	3.9	2	3	1	0	0	7
11/28	North Dakota State	W	25	4-13	.308	3-10	.300	4-4	1.000	0-3-3	3.8	5	4	1	0	3	15
12/2	UT Arlington	W	16	6-6	1.000	0-0	--	0-0	--	1-0-1	3.4	1	0	4	0	1	12
12/6	at Little Rock^	W	22	5-9	.556	3-7	.429	2-2	1.000	1-1-2	3.3	1	4	0	0	1	15
12/13	at Rice	L	28	6-13	.462	0-2	.000	0-0	--	1-2-3	3.3	3	1	2	1	0	12
12/17	at Texas State*^	W	25	5-10	.500	2-4	.500	2-2	1.000	1-5-6	3.5	2	3	2	0	2	14
12/20	at Southern Miss*^	W	17	1-5	.200	1-4	.250	2-2	1.000	0-0-0	3.2	1	0	0	0	0	5
12/30	Arkansas Tech	W	20	5-10	.500	4-7	.571	3-4	.750	1-1-2	3.1	2	4	1	0	3	17
1/3	James Madison*	L	25	8-15	.533	5-8	.625	2-2	1.000	3-2-5	3.3	4	1	0	1	1	23
1/7	Troy*^	W	24	6-17	.353	0-7	.000	1-2	.500	2-1-3	3.3	1	4	0	0	2	13
1/10	Texas State*^	W	25	6-14	.429	2-6	.333	0-0	--	1-0-1	3.1	1	2	3	0	3	14
1/15	at South Alabama*^	L	28	5-11	.455	3-9	.333	2-2	1.000	0-3-3	3.1	3	4	4	0	0	15
1/17	at Troy*^	L	22	4-10	.400	2-6	.333	0-0	--	2-1-3	3.1	1	5	2	0	1	10
1/22	at Georgia Southern*	W	--	--	--	--	--	--	--	--	--	--	--	--	--	--	--
1/24	at Georgia State*^	L	24	5-11	.455	1-5	.200	3-3	1.000	0-3-3	3.1	4	2	0	0	0	14
1/28	Old Dominion*^	L	19	3-10	.300	1-6	.167	0-0	.000	0-3-3	3.1	1	2	2	1	1	7
1/31	Marshall*^	L	32	6-15	.400	4-9	.444	1-2	.500	1-1-2	3.0	3	1	3	0	0	17
2/4	at Coastal Carolina*																
2/7	Bowling Green																
2/11	ULM*																
2/14	South Alabama*																
2/19	at Louisiana*																
2/21	at ULM*																
2/24	Southern Miss*																
2/27	Louisiana*																

^ - Starter | \* - Conference Game | # Neutral Site

## CAREER REPORT

SEASON	TEAM	GP-GS	MIN/AVG	Field Goals		3-Point		F-Throws		Rebounds				Scoring						
				FG-FGA	FG%	3FG-3FGA	3FG%	FT-FTA	FT%	OFF	DEF	TOT	AVG	PF-FO	A	TO	BLK	STL	PTS	AVG
2022-23	SFA	32-3	475/14.8	57-127	.449	20-51	.392	22-34	.647	26	47	73	2.3	58-1	24	33	5	28	156	4.9
2023-24	SFA	33-29	768/23.3	123-276	.446	33-89	.371	45-59	.763	34	101	135	4.1	68-0	46	61	5	45	324	9.8
2024-25	SFA	31-30	893/28.8	155-366	.423	65-176	.369	58-87	.667	28	98	126	4.1	81-1	82	94	8	54	433	14.0
2025-26	ASU	22-13	503/22.9	98-236	.415	39-127	.307	29-32	.906	19	48	67	3.0	53-1	54	38	3	25	264	12.0
<b>TOTAL FOR ASU</b>	<b>22-13</b>	<b>503/22.9</b>	<b>98-236</b>	<b>.415</b>	<b>39-127</b>	<b>.307</b>	<b>29-32</b>	<b>.906</b>	<b>19</b>	<b>48</b>	<b>67</b>	<b>3.0</b>	<b>53-1</b>	<b>54</b>	<b>38</b>	<b>3</b>	<b>25</b>	<b>264</b>	<b>12.0</b>	
<b>TOTAL</b>	<b>118-75</b>	<b>2639/22.4</b>	<b>433-1005</b>	<b>.431</b>	<b>157-443</b>	<b>.354</b>	<b>154-212</b>	<b>.726</b>	<b>107</b>	<b>294</b>	<b>401</b>	<b>3.4</b>	<b>260-3</b>	<b>206</b>	<b>226</b>	<b>21</b>	<b>152</b>	<b>1177</b>	<b>10.0</b>	



# 2 TJ CALDWELL

JR | GUARD | 6'4" | DALLAS, TEXAS | OLE MISS

SEASON HIGHS	CATEGORY	CAREER HIGHS
20 at SMU   11/21/25	<b>POINTS</b>	20 at SMU   11/21/25
8 at SMU   11/21/25	<b>FIELD GOALS MADE</b>	8 at SMU   11/21/25
3, 5x, last vs Old Dominion   1/28/26	<b>3PT FIELD GOALS MADE</b>	4 vs Mississippi State   1/30/24
4, 4x, last vs Arkansas Tech   12/30/25	<b>FREE THROWS MADE</b>	9 at UCF   12/10/23
7 at Missouri State   11/11/25	<b>REBOUNDS</b>	7 at Missouri State   11/11/25
3 vs North Dakota St.   11/28/25	<b>ASSISTS</b>	5 vs Missouri   1/24/23
3 at Little Rock   12/6/25	<b>BLOCKS</b>	3 at Little Rock   12/6/25
2, 2x, last at Georgia Southern   1/22/26	<b>STEALS</b>	3 vs Sienna   11/25/22
30 at SMU   11/21/25	<b>MINUTES</b>	33, 2x, last at Temple   11/22/23

## PLAYER NOTES

### 2023-24 | SOPHOMORE | OLE MISS

Appeared in all 32 games for the Rebels, averaging 5.5 points and 2.3 rebounds per game over 18.3 minutes ... Averaged 9.6 points over the first 10 games of season, including a 15-point performance against Alabama State on Nov. 6 ... Established a new career high with 18 points on Jan. 30, sinking a career-best four three-pointers to help Ole Miss complete an 86-82 victory versus Mississippi State.

### 2022-23 | FRESHMAN | OLE MISS

Made seven starts and 31 appearances as a freshman, logging 4.7 points, 1.6 rebounds, and 1.2 assists over 17.2 minutes per game ... Reached double digits with a 10-point performance in his collegiate debut against Alcorn State on Nov. 7 ... Posted a season-high five assists on Jan. 24 versus Missouri ... Tallied a season-high of 12 points in back-to-back games on Jan. 28 at Oklahoma State and Jan. 31 versus Kentucky.

### HIGH SCHOOL

Rated as a four-star shooting guard and the No. 97 overall player in ESPN 100's rankings during time at Faith Family Academy ... Earned All-State and All-Region selections along with First Team All-District honors ... Led the Eagles to three UIL Class 4A Texas State Championships in 2019, 2020, and 2022, earning MVP honors in the last after scoring 20 points on 8-of-14 shooting from the field and 4-for-8 shooting from three-point range ... Selected to participate in the 24K Showcase at the 2022 Iverson Classic.


## MATCH-BY-MATCH STATISTICS

DATE	OPPONENT	W/L	MIN	FGM/A	%	3FG/A	%	FTM/A	%	O-D-T	AVG	PF	AST	T/O	BLK	STL	PTS
11/3	at Ohio	W	11	3-5	.600	2-4	.500	2-2	1.000	0-2-2	2.0	3	0	2	0	0	10
11/7	at Stephen F. Austin	L	26	1-7	.143	0-3	.000	2-4	.500	1-1-2	2.0	0	0	0	0	1	4
11/11	at Missouri State^	W	28	6-15	.400	0-3	.000	4-4	1.000	4-3-7	3.7	5	1	4	0	1	16
11/15	Christian Brothers^	W	23	5-9	.556	0-1	.000	3-4	.750	1-2-3	3.5	0	1	2	0	0	13
11/19	at Saint Mary's^	L	24	2-8	.250	1-4	.250	3-4	.750	0-1-1	3.0	2	1	2	0	0	8
11/21	at SMU^	L	30	8-16	.500	0-6	.000	4-5	.800	3-1-4	3.2	0	1	5	0	1	20
11/24	Jacksonville State	W	23	2-4	.500	1-3	.333	2-2	1.000	2-2-4	3.3	5	2	1	0	0	7
11/28	North Dakota State^	W	28	6-11	.545	5-8	.625	2-2	1.000	0-1-1	3.0	4	3	1	1	0	19
12/2	UT Arlington^	W	24	1-10	.100	0-4	.000	2-2	1.000	1-5-6	3.3	4	1	0	0	0	4
12/6	at Little Rock	W	23	6-9	.667	3-6	.500	4-4	1.000	2-2-4	3.4	2	1	1	3	1	19
12/13	at Rice	L	17	1-5	.200	1-2	.500	2-2	1.000	1-3-4	3.5	3	0	1	0	0	5
12/17	at Texas State*	W	12	0-4	.000	0-1	.000	3-4	.750	0-1-1	3.3	0	0	2	0	0	3
12/20	at Southern Miss*	W	22	1-4	.250	0-2	.000	2-2	1.000	0-2-2	3.2	1	1	2	0	2	4
12/30	Arkansas Tech	W	24	5-7	.714	3-5	.600	4-4	1.000	1-2-3	3.1	1	1	3	0	1	17
1/3	James Madison*	L	13	0-5	.000	0-4	.000	0-0	.000	0-2-2	3.1	0	1	1	0	0	0
1/7	Troy*	W	18	1-6	.167	1-3	.333	2-4	.500	1-3-4	3.1	3	1	1	0	1	5
1/10	Texas State*	W	14	1-8	.125	1-3	.333	2-2	1.000	1-2-3	3.1	2	1	1	0	0	5
1/15	at South Alabama*	L	17	2-5	.400	2-5	.400	0-0	--	0-3-3	3.1	1	0	1	1	0	6
1/17	at Troy*	L	19	6-12	.500	3-6	.500	2-2	1.000	0-1-1	3.0	1	1	1	0	0	17
1/22	at Georgia Southern*	W	21	4-11	.364	3-8	.375	2-2	1.000	0-1-1	2.9	2	0	1	0	2	13
1/24	at Georgia State*	L	8	0-0	--	0-0	--	2-2	1.000	0-0-0	2.8	4	0	0	0	1	2
1/28	Old Dominion*	L	27	5-8	.625	3-5	.600	1-2	.500	0-1-1	2.7	3	0	1	1	0	14
1/31	Marshall*	L	19	1-8	.125	0-5	.000	1-2	.500	1-2-3	2.7	0	2	0	0	1	3
2/4	at Coastal Carolina*																
2/7	Bowling Green																
2/11	ULM*																
2/14	South Alabama*																
2/19	at Louisiana*																
2/21	at ULM*																
2/24	Southern Miss*																
2/27	Louisiana*																

^ - Starter | \* - Conference Game | # Neutral Site

## CAREER REPORT

SEASON	TEAM	GP-GS	MIN/AVG	Field Goals		3-Point		F-Throws		Rebounds			Scoring							
				FG-FGA	FG%	3FG-3FGA	3FG%	FT-FTA	FT%	OFF	DEF	TOT	AVG	PF-FO	A	TO	BLK	STL	PTS	AVG
2022-23	UM	31-7	534/17.2	51-153	.333	19-68	.279	26-33	.788	10	41	51	1.6	40-0	38	37	3	10	147	4.7
2023-24	UM	32-0	586/18.3	59-151	.391	20-57	.351	38-51	.745	19	55	74	2.3	51-1	29	24	1	15	176	5.5
2025-26	ASU	23-6	469/20.4	67-177	.379	29-91	.319	51-61	.836	19	43	62	2.7	46-2	19	33	6	12	214	9.3
<b>TOTAL FOR ASU</b>		<b>23-6</b>	<b>469/20.4</b>	<b>67-177</b>	<b>.379</b>	<b>29-91</b>	<b>.319</b>	<b>51-61</b>	<b>.836</b>	<b>19</b>	<b>43</b>	<b>62</b>	<b>2.7</b>	<b>46-2</b>	<b>19</b>	<b>33</b>	<b>6</b>	<b>12</b>	<b>214</b>	<b>9.3</b>
<b>TOTAL</b>		<b>86-13</b>	<b>1590/18.5</b>	<b>177-481</b>	<b>.368</b>	<b>68-216</b>	<b>.315</b>	<b>115-145</b>	<b>.793</b>	<b>48</b>	<b>139</b>	<b>187</b>	<b>2.2</b>	<b>137-3</b>	<b>86</b>	<b>94</b>	<b>10</b>	<b>37</b>	<b>537</b>	<b>6.2</b>



# 3 ROYAL BLUE SMITH

FR | GUARD | 6'3 | PARKLAND, FLA. | GILLION ACADEMY

SEASON HIGHS	CATEGORY	CAREER HIGHS
18 at South Alabama   1/15/26	<b>POINTS</b>	18 at South Alabama   1/15/26
6 at South Alabama   1/15/26	<b>FIELD GOALS MADE</b>	6 at South Alabama   1/15/26
6 at South Alabama   1/15/26	<b>3PT FIELD GOALS MADE</b>	6 at South Alabama   1/15/26
5 at Missouri State   11/11/25	<b>FREE THROWS MADE</b>	5 at Missouri State   11/11/25
5, 2x, last at Rice   12/13/25	<b>REBOUNDS</b>	5, 2x, last at Rice   12/13/25
3, 2x, last at South Alabama   1/15/26	<b>ASSISTS</b>	3, 2x, last at South Alabama   1/15/26
1 at Saint Mary's   11/19/25	<b>BLOCKS</b>	1 at Saint Mary's   11/19/25
2, 2x, last at SMU   11/21/25	<b>STEALS</b>	2, 2x, last at SMU   11/21/25
26 at South Alabama   1/15/26	<b>MINUTES</b>	26 at South Alabama   1/15/26

## PLAYER NOTES

### HIGH SCHOOL

Attended Gillion Academy in Springfield, Va., and played for Team Breakdown at the AAU level ... With Team Breakdown, he established a new scoring record in the Big Shots Nation Tournament with a 42-point performance that included 14 rebounds, eight assists, and four blocks on March 1 ... Named Big Shots Prep Nationals Post-Grad Platinum All-Star ... Selected to Big Shots Charleston Invitational Post Grad First Team.

## MATCH-BY-MATCH STATISTICS

DATE	OPPONENT	W/L	MIN	FGM/A	%	3FG/A	%	FTM/A	%	O-D-T	AVG	PF	AST	T/O	BLK	STL	PTS
11/3	at Ohio	W	4	2-3	.667	1-2	.500	0-0	--	0-0-0	0.0	0	0	0	0	0	5
11/7	at Stephen F. Austin	L	13	1-3	.333	0-2	.000	2-2	1.000	0-0-0	0.0	1	1	0	0	0	4
11/11	at Missouri State	W	19	1-3	.333	0-1	.000	5-7	.714	0-1-1	0.3	3	2	0	0	1	7
11/15	Christian Brothers	W	17	5-8	.625	3-4	.750	0-0	--	4-1-5	1.5	1	3	1	0	1	13
11/19	at Saint Mary's	L	17	4-5	.800	2-3	.667	0-0	--	1-0-1	1.4	3	0	2	1	2	10
11/21	at SMU	L	17	3-5	.600	2-4	.500	0-0	--	1-1-2	1.5	2	1	5	0	2	8
11/24	Jacksonville State^	W	18	1-6	.167	1-4	.250	1-4	.250	0-2-2	1.6	1	0	0	0	1	4
11/28	North Dakota State	W	17	2-6	.333	1-4	.250	1-1	1.000	1-2-3	1.8	2	0	1	0	0	6
12/2	UT Arlington	W	12	1-4	.250	0-1	.000	0-0	--	0-2-2	1.8	1	1	3	0	1	2
12/6	at Little Rock^	W	17	5-10	.500	1-4	.250	0-0	--	0-2-2	1.8	2	1	3	0	0	11
12/13	at Rice^	L	19	4-6	.667	1-3	.333	1-3	.333	2-3-5	2.1	1	2	0	0	1	10
12/17	at Texas State*	W	12	2-2	1.000	2-2	1.000	0-0	--	0-1-1	2.0	2	0	1	0	0	6
12/20	at Southern Miss*	W	16	3-6	.500	2-4	.500	2-4	.500	0-1-1	1.9	2	0	2	0	1	10
12/30	Arkansas Tech	W	21	3-6	.500	2-4	.500	3-4	.750	0-3-3	2.0	2	3	0	0	1	11
1/3	James Madison*	L	9	0-2	.000	0-2	.000	1-2	.500	0-2-2	2.0	0	1	1	0	1	1
1/7	Troy*	W	--	--	--	--	--	--	--	--	--	--	--	--	--	--	--
1/10	Texas State*	W	15	1-2	.500	0-1	.000	1-3	.333	0-1-1	1.9	1	2	0	0	1	3
1/15	at South Alabama*	L	26	6-14	.429	6-13	.462	0-0	--	1-3-4	2.1	4	3	2	0	1	18
1/17	at Troy*	L	14	0-3	.000	0-2	.000	0-2	.000	0-1-1	2.0	1	1	1	0	0	0
1/22	at Georgia Southern*	W	17	1-5	.200	1-3	.333	0-0	--	0-1-1	1.9	3	2	0	0	1	3
1/24	at Georgia State*	L	4	0-2	.000	0-2	.000	0-0	--	0-1-1	1.9	1	0	0	0	0	0
1/28	Old Dominion*	L	3	1-1	1.000	0-0	--	0-0	--	0-1-1	1.9	1	0	1	0	1	2
1/31	Marshall*	L	9	0-1	.000	0-1	.000	0-0	--	0-0-0	1.8	2	0	1	0	1	0
2/4	at Coastal Carolina*																
2/7	Bowling Green																
2/11	ULM*																
2/14	South Alabama*																
2/19	at Louisiana*																
2/21	at ULM*																
2/24	Southern Miss*																
2/27	Louisiana*																

^ - Starter | \* - Conference Game | # Neutral Site

## CAREER REPORT

SEASON	TEAM	GP-GS	MIN/AVG	Field Goals			3-Point		F-Throws		Rebounds				Scoring					
				FG-FGA	FG%	3FG-3FGA	3FG%	FT-FTA	FT%	OFF	DEF	TOT	AVG	PF-FO	A	TO	BLK	STL	PTS	AVG
2025-26	ASU	22-3	318/14.5	46-103	.447	25-66	.379	17-32	.531	10	29	39	1.8	36-0	23	24	1	17	134	6.1
<b>TOTAL</b>		<b>22-3</b>	<b>318/14.5</b>	<b>46-103</b>	<b>.447</b>	<b>25-66</b>	<b>.379</b>	<b>17-32</b>	<b>.531</b>	<b>10</b>	<b>29</b>	<b>39</b>	<b>1.8</b>	<b>36-0</b>	<b>23</b>	<b>24</b>	<b>1</b>	<b>17</b>	<b>134</b>	<b>6.1</b>



5

# CHRISTIAN HARMON

JR | GUARD | 6'6 | ROCHESTER, N.Y. | GULF COAST ST. COLL.

SEASON HIGHS	CATEGORY	CAREER HIGHS
23 at Georgia State   1/24/26	<b>POINTS</b>	23 at Georgia State   1/24/26
8 at Saint Mary's   11/19/25	<b>FIELD GOALS MADE</b>	8 at Saint Mary's   11/19/25
6 at Georgia State   1/24/26	<b>3PT FIELD GOALS MADE</b>	6 at Georgia State   1/24/26
8 vs Marshall   1/31/26	<b>FREE THROWS MADE</b>	8 vs Marshall   1/31/26
11 at Missouri State   11/11/25	<b>REBOUNDS</b>	11 at Missouri State   11/11/25
6 vs Arkansas Tech   12/30/25	<b>ASSISTS</b>	6 vs Arkansas Tech   12/30/25
1 at Ohio   11/3/25	<b>BLOCKS</b>	1 at Ohio   11/3/25
3, 2x, last vs Arkansas Tech   12/30/25	<b>STEALS</b>	3, 2x, last vs Arkansas Tech   12/30/25
35 at Missouri State   11/11/25	<b>MINUTES</b>	35 at Missouri State   11/11/25

## PLAYER NOTES

**2024-25 | SOPHOMORE | GULF COAST ST. COLL.**  
 2025 Panhandle Conference Player of the Year, Second Team All-American, and FCSAA All-Tournament Team selection ... Started in all 33 appearances, accumulating 1,034 minutes of action and averaging 16.9 points and 4.8 rebounds ... Shot 48.4 percent from the floor and 47.4 percent from three-point range, netting 101 triples to place 10th nationally ... Reached double figures in scoring 30 times and surpassed the 20-point mark seven times while scoring a career high of 30 against Daytona State on March 14 ... Led the Commodores to a 23-10 record and an FCSAA Region 8 Championship appearance.

**2023-24 | FRESHMAN | GULF COAST ST. COLL.**  
 Appeared in 28 games and started in nine, logging 197 minutes of action as a freshman ... Averaged 6.4 points, 3.6 rebounds, and 2.0 assists on 35.5 percent shooting from the field ... Scored in double figures eight times scoring a season-high 18 points while tallying 11 rebounds for lone double-double of season against St. Petersburg College on Nov. 11.

### HIGH SCHOOL

Listed as a top power forward in the 2023 class by Ohio Preps ... Attended Wilson Magnet High School before finishing his interscholastic career at Butchel High School ... Flyin To The Hoop All-Tournament Team selection at Butchel ... Contributed with 15 points to lead the Griffins to a City Series postseason championship ... Reached the third round of the OHSAA playoffs.

## MATCH-BY-MATCH STATISTICS

DATE	OPPONENT	W/L	MIN	FGM/A	%	3FG/A	%	FTM/A	%	O-D-T	AVG	PF	AST	T/O	BLK	STL	PTS
11/3	at Ohio <sup>^</sup>	W	29	0-10	.000	0-7	.000	0-0	.000	1-3-4	4.0	2	3	2	1	1	0
11/7	at Stephen F. Austin <sup>^</sup>	L	21	2-9	.222	1-8	.125	3-4	.750	0-1-1	2.5	0	2	2	0	3	8
11/11	at Missouri State <sup>^</sup>	W	35	2-7	.286	1-6	.167	0-1	.000	3-8-11	5.3	1	4	2	0	1	5
11/15	Christian Brothers <sup>^</sup>	W	25	0-5	.000	0-5	.000	0-0	--	1-2-3	4.8	0	4	1	0	0	0
11/19	at Saint Mary's <sup>^</sup>	L	30	8-17	.471	4-9	.444	1-1	1.000	2-2-4	4.6	2	1	0	0	0	21
11/21	at SMU <sup>^</sup>	L	26	6-9	.667	2-5	.400	2-2	1.000	2-0-2	4.2	3	0	6	0	1	16
11/24	Jacksonville State <sup>^</sup>	W	31	5-9	.556	4-7	.571	7-8	.875	2-1-3	4.0	2	3	2	0	2	21
11/28	North Dakota State <sup>^</sup>	W	27	2-7	.286	2-6	.333	2-2	1.000	2-3-5	4.1	1	0	3	0	1	8
12/2	UT Arlington <sup>^</sup>	W	32	4-12	.333	0-6	.000	3-5	.600	1-2-3	4.0	1	4	0	0	2	11
12/6	at Little Rock	W	12	2-9	.222	1-8	.125	0-0	--	0-3-3	3.9	1	0	1	0	1	5
12/13	at Rice	L	20	1-6	.167	0-4	.000	0-0	--	0-3-3	3.8	1	2	2	0	1	2
12/17	at Texas State*	W	24	6-10	.600	5-7	.714	4-4	1.000	1-4-5	3.9	1	4	2	0	1	21
12/20	at Southern Miss*	W	27	3-7	.429	2-4	.500	6-6	1.000	1-4-5	4.0	1	5	0	0	0	14
12/30	Arkansas Tech <sup>^</sup>	W	20	4-9	.444	3-8	.375	2-2	1.000	1-2-3	3.9	2	6	1	0	3	13
1/3	James Madison <sup>^</sup>	L	24	1-8	.125	1-8	.125	2-3	.667	2-0-2	3.8	0	1	0	0	0	5
1/7	Troy <sup>^</sup>	W	29	6-10	.600	4-8	.500	2-2	1.000	2-2-4	3.8	2	2	2	0	0	18
1/10	Texas State <sup>^</sup>	W	23	3-8	.375	1-5	.200	2-2	1.000	2-1-3	3.8	0	2	3	0	2	9
1/15	at South Alabama <sup>^</sup>	L	24	2-9	.222	1-8	.125	0-0	--	0-4-4	3.8	1	5	1	0	0	5
1/17	at Troy <sup>^</sup>	L	25	5-8	.625	4-6	.667	0-0	--	0-1-1	3.6	3	1	0	0	0	14
1/22	at Georgia Southern <sup>^</sup>	W	22	4-10	.400	3-7	.429	2-2	1.000	0-1-1	3.5	3	2	3	0	1	13
1/24	at Georgia State <sup>^</sup>	L	33	7-15	.467	6-10	.600	3-3	1.000	1-1-2	3.4	0	2	5	0	0	23
1/28	Old Dominion <sup>^</sup>	L	33	6-13	.462	4-9	.444	4-6	.667	3-4-7	3.6	1	2	3	0	1	20
1/31	Marshall <sup>^</sup>	L	34	3-10	.300	2-7	.286	8-10	.800	2-3-5	3.7	3	4	4	0	2	16
2/4	at Coastal Carolina*																
2/7	Bowling Green																
2/11	ULM*																
2/14	South Alabama*																
2/19	at Louisiana*																
2/21	at ULM*																
2/24	Southern Miss*																
2/27	Louisiana*																

<sup>^</sup> - Starter | \* - Conference Game | # Neutral Site

## CAREER REPORT

SEASON TEAM	GP-GS	MIN/AVG	Field Goals		3-Point		F-Throws		Rebounds				Scoring						
			FG-FGA	FG%	3FG-3FGA	3FG%	FT-FTA	FT%	OFF	DEF	TOT	AVG	PF-FO	A	TO	BLK	STL	PTS	AVG
2025-26 ASU	23-19	606/26.4	82-217	.378	51-158	.323	53-63	.841	29	55	84	3.7	31-0	59	45	1	23	268	11.7
<b>TOTAL</b>	<b>23-19</b>	<b>606/26.4</b>	<b>82-217</b>	<b>.378</b>	<b>51-158</b>	<b>.323</b>	<b>53-63</b>	<b>.841</b>	<b>29</b>	<b>55</b>	<b>84</b>	<b>3.7</b>	<b>31-0</b>	<b>59</b>	<b>45</b>	<b>1</b>	<b>23</b>	<b>268</b>	<b>11.7</b>



# 7 GRAYSON BENNETT

FR | FORWARD | 6'9 | HOUSTON, TEXAS | LA LUMIERE (IN)

SEASON HIGHS	CATEGORY	CAREER HIGHS
--	POINTS	--
--	FIELD GOALS MADE	--
--	3PT FIELD GOALS MADE	--
--	FREE THROWS MADE	--
--	REBOUNDS	--
--	ASSISTS	--
--	BLOCKS	--
--	STEALS	--
--	MINUTES	--

## PLAYER NOTES

### HIGH SCHOOL

Spent senior season at La Lumiere High School in Indiana ... Helped guide the Lakers to a 19-12 record during the 2024-25 campaign ... Participated in the Nike EYBL Scholastic Conference Tournament ... Averaged 11.6 points, 8.9 rebounds, 1.9 blocks, and 1.1 steals as a junior at Fulshear High School in Houston, Texas ... Earned Texas Association of Basketball Coaches 5A All-Region 3 and First Team All-District honors.

## MATCH-BY-MATCH STATISTICS

DATE	OPPONENT	W/L	MIN	FGM/A	%	3FG/A	%	FTM/A	%	O-D-T	AVG	PF	AST	T/O	BLK	STL	PTS
11/3	at Ohio	W	--	--	--	--	--	--	--	--	--	--	--	--	--	--	--
11/7	at Stephen F. Austin	L	--	--	--	--	--	--	--	--	--	--	--	--	--	--	--
11/11	at Missouri State	W	--	--	--	--	--	--	--	--	--	--	--	--	--	--	--
11/15	Christian Brothers	W	--	--	--	--	--	--	--	--	--	--	--	--	--	--	--
11/19	at Saint Mary's	L	--	--	--	--	--	--	--	--	--	--	--	--	--	--	--
11/21	at SMU	L	--	--	--	--	--	--	--	--	--	--	--	--	--	--	--
11/24	Jacksonville State	W	--	--	--	--	--	--	--	--	--	--	--	--	--	--	--
11/28	North Dakota State	W	--	--	--	--	--	--	--	--	--	--	--	--	--	--	--
12/2	UT Arlington	W	--	--	--	--	--	--	--	--	--	--	--	--	--	--	--
12/6	at Little Rock	W	--	--	--	--	--	--	--	--	--	--	--	--	--	--	--
12/13	at Rice	L	--	--	--	--	--	--	--	--	--	--	--	--	--	--	--
12/17	at Texas State*	W	--	--	--	--	--	--	--	--	--	--	--	--	--	--	--
12/20	at Southern Miss*	W	--	--	--	--	--	--	--	--	--	--	--	--	--	--	--
12/30	Arkansas Tech	W	--	--	--	--	--	--	--	--	--	--	--	--	--	--	--
1/3	James Madison*	L	--	--	--	--	--	--	--	--	--	--	--	--	--	--	--
1/7	Troy*	W	--	--	--	--	--	--	--	--	--	--	--	--	--	--	--
1/10	Texas State*	W	--	--	--	--	--	--	--	--	--	--	--	--	--	--	--
1/15	at South Alabama*	L	--	--	--	--	--	--	--	--	--	--	--	--	--	--	--
1/17	at Troy*	L	--	--	--	--	--	--	--	--	--	--	--	--	--	--	--
1/22	at Georgia Southern*	W	--	--	--	--	--	--	--	--	--	--	--	--	--	--	--
1/24	at Georgia State*	L	--	--	--	--	--	--	--	--	--	--	--	--	--	--	--
1/28	Old Dominion*	L	--	--	--	--	--	--	--	--	--	--	--	--	--	--	--
1/31	Marshall*	L	--	--	--	--	--	--	--	--	--	--	--	--	--	--	--
2/4	at Coastal Carolina*																
2/7	Bowling Green																
2/11	ULM*																
2/14	South Alabama*																
2/19	at Louisiana*																
2/21	at ULM*																
2/24	Southern Miss*																
2/27	Louisiana*																

^ - Starter | \* - Conference Game | # Neutral Site

## CAREER REPORT



# 8 WESTON HONEYCUTT

FR | GUARD | 6'4 | JONESBORO, ARK. | WESTSIDE HS

SEASON HIGHS	CATEGORY	CAREER HIGHS
--	POINTS	--
--	FIELD GOALS MADE	--
--	3PT FIELD GOALS MADE	--
--	FREE THROWS MADE	--
--	REBOUNDS	--
--	ASSISTS	--
--	BLOCKS	--
--	STEALS	--
--	MINUTES	--

## PLAYER NOTES

### HIGH SCHOOL

Two-time 4A All-State and All-Tournament selection ... Helped lead Westside High School to the state tournament in back-to-back seasons ... Scored 48 points in the semifinal of the 4A-2 Regional Tournament, becoming one of just four Westside players to achieve the feat ... Averaged 24 points, nine rebounds, and three assists per game as a junior, earning all-conference honors.

## MATCH-BY-MATCH STATISTICS

DATE	OPPONENT	W/L	MIN	FGM/A	%	3FG/A	%	FTM/A	%	O-D-T	AVG	PF	AST	T/O	BLK	STL	PTS
11/3	at Ohio	W	--	--	--	--	--	--	--	--	--	--	--	--	--	--	--
11/7	at Stephen F. Austin	L	--	--	--	--	--	--	--	--	--	--	--	--	--	--	--
11/11	at Missouri State	W	--	--	--	--	--	--	--	--	--	--	--	--	--	--	--
11/15	Christian Brothers	W	--	--	--	--	--	--	--	--	--	--	--	--	--	--	--
11/19	at Saint Mary's	L	--	--	--	--	--	--	--	--	--	--	--	--	--	--	--
11/21	at SMU	L	--	--	--	--	--	--	--	--	--	--	--	--	--	--	--
11/24	Jacksonville State	W	--	--	--	--	--	--	--	--	--	--	--	--	--	--	--
11/28	North Dakota State	W	--	--	--	--	--	--	--	--	--	--	--	--	--	--	--
12/2	UT Arlington	W	--	--	--	--	--	--	--	--	--	--	--	--	--	--	--
12/6	at Little Rock	W	--	--	--	--	--	--	--	--	--	--	--	--	--	--	--
12/13	at Rice	L	--	--	--	--	--	--	--	--	--	--	--	--	--	--	--
12/17	at Texas State*	W	--	--	--	--	--	--	--	--	--	--	--	--	--	--	--
12/20	at Southern Miss*	W	--	--	--	--	--	--	--	--	--	--	--	--	--	--	--
12/30	Arkansas Tech	W	--	--	--	--	--	--	--	--	--	--	--	--	--	--	--
1/3	James Madison*	L	--	--	--	--	--	--	--	--	--	--	--	--	--	--	--
1/7	Troy*	W	--	--	--	--	--	--	--	--	--	--	--	--	--	--	--
1/10	Texas State*	W	--	--	--	--	--	--	--	--	--	--	--	--	--	--	--
1/15	at South Alabama*	L	--	--	--	--	--	--	--	--	--	--	--	--	--	--	--
1/17	at Troy*	L	--	--	--	--	--	--	--	--	--	--	--	--	--	--	--
1/22	at Georgia Southern*	W	--	--	--	--	--	--	--	--	--	--	--	--	--	--	--
1/24	at Georgia State*	L	--	--	--	--	--	--	--	--	--	--	--	--	--	--	--
1/28	Old Dominion*	L	--	--	--	--	--	--	--	--	--	--	--	--	--	--	--
1/31	Marshall*	L	--	--	--	--	--	--	--	--	--	--	--	--	--	--	--
2/4	at Coastal Carolina*																
2/7	Bowling Green																
2/11	ULM*																
2/14	South Alabama*																
2/19	at Louisiana*																
2/21	at ULM*																
2/24	Southern Miss*																
2/27	Louisiana*																

^ - Starter | \* - Conference Game | # Neutral Site

## CAREER REPORT



# 10 CHUDI DIORAMMA

R-SO | FORWARD | 6'10 | LONDON, ENGLAND | SACRAMENTO ST.

SEASON HIGHS	CATEGORY	CAREER HIGHS
12 vs Christian Brothers   11/15/25	<b>POINTS</b>	19 at Idaho   2/8/25
6 vs Christian Brothers   11/15/25	<b>FIELD GOALS MADE</b>	9 at Idaho   2/8/25
--	<b>3PT FIELD GOALS MADE</b>	--
4, 2x, last at Georgia Southern   1/22/26	<b>FREE THROWS MADE</b>	4, 3x, last at Georgia Southern   1/22/26
8 at Texas State   2/17/25	<b>REBOUNDS</b>	10, 2x, last vs Stanislaus St.   12/22/24
3 at Saint Mary's   11/19/25	<b>ASSISTS</b>	3 at Saint Mary's   11/19/25
2, 2x, last at Georgia Southern   1/22/26	<b>BLOCKS</b>	3 at Weber State   2/20/25
1, 2x, last at Southern Miss   12/20/25	<b>STEALS</b>	2, 2x, last at Northern Arizona   1/16/25
24 at Saint Mary's   11/19/25	<b>MINUTES</b>	27 at Idaho   2/8/25

## PLAYER NOTES

**2024-25 | R-FRESHMAN | SACRAMENTO ST.**  
 One of three Hornets to play in all 32 games ... Shot 62 percent from the floor while averaging 5.7 points and 3.7 rebounds per game as a redshirt freshman ... Scored in double figures six times, posting a career high of 19 points on a perfect 9-for-9 shooting performance from the field and 1-for-1 shooting from the charity stripe ... Recorded lone double-double of season versus Stanislaus State, netting 14 points with 10 rebounds.

**2023-24 | FRESHMAN | SACRAMENTO STATE**  
 Redshirted in 2023-24.

### HIGH SCHOOL

Spent final two seasons of interscholastic career at Haringey Sixth Form in London ... Averaged 26.8 points and 22.4 rebounds as a senior, earning First Team All-College Basketball League honors ... Averaged 29.5 points and 18 rebounds as a junior, earning ABL London Conference MBP, Under-17 ABL Player of the Year, and First Team All-ABL honors ... Hoopsfix All-Star selection in both seasons.

## MATCH-BY-MATCH STATISTICS

DATE	OPPONENT	W/L	MIN	FGM/A	%	3FG/A	%	FTM/A	%	O-D-T	AVG	PF	AST	T/O	BLK	STL	PTS
11/3	at Ohio <sup>^</sup>	W	23	1-4	.250	0-0	--	0-0	--	1-4-5	5.0	2	0	1	0	0	2
11/7	at Stephen F. Austin	L	17	3-6	.500	0-0	--	1-1	1.000	2-2-4	4.5	3	0	1	0	0	7
11/11	at Missouri State	W	10	1-2	.500	0-0	--	0-0	--	1-0-1	3.3	3	0	2	0	0	2
11/15	Christian Brothers	W	17	6-8	.750	0-0	--	1-1	1.000	2-3-5	3.8	1	1	0	0	0	12
11/19	at Saint Mary's	L	24	2-6	.333	0-0	--	4-4	1.000	1-3-4	3.8	1	3	2	0	0	8
11/21	at SMU	L	20	1-4	.250	0-0	--	3-7	.429	3-2-5	4.0	2	0	2	1	0	5
11/24	Jacksonville State	W	8	0-2	.000	0-0	--	0-0	--	0-0-0	3.4	1	0	0	0	0	0
11/28	North Dakota State	W	23	4-7	.571	0-0	--	2-3	.667	2-5-7	3.9	3	1	1	2	1	10
12/2	UT Arlington	W	12	1-3	.333	0-0	--	2-2	1.000	1-2-3	3.8	3	0	1	0	0	4
12/6	at Little Rock <sup>^</sup>	W	17	1-3	.333	0-0	--	2-2	1.000	1-4-5	3.9	1	1	1	0	0	4
12/13	at Rice	L	13	1-3	.333	0-0	--	2-2	1.000	2-3-5	4.0	1	0	0	1	0	4
12/17	at Texas State <sup>^*</sup>	W	18	4-6	.667	0-0	--	1-3	.333	2-6-8	4.3	5	1	1	1	0	9
12/20	at Southern Miss <sup>^*</sup>	W	18	3-4	.750	0-0	--	0-0	--	3-3-6	4.5	4	0	0	0	1	6
12/30	Arkansas Tech	W	--	--	--	--	--	--	--	--	--	--	--	--	--	--	--
1/3	James Madison <sup>*</sup>	L	--	--	--	--	--	--	--	--	--	--	--	--	--	--	--
1/7	Troy <sup>^*</sup>	W	12	0-2	.000	0-0	--	1-2	.500	0-3-3	4.4	1	1	0	0	0	1
1/10	Texas State <sup>^*</sup>	W	20	1-3	.333	0-0	--	0-0	--	3-2-5	4.4	2	0	2	1	0	2
1/15	at South Alabama <sup>^*</sup>	L	20	4-5	.800	0-0	--	1-2	.500	1-2-3	4.3	1	1	0	0	0	9
1/17	at Troy <sup>^*</sup>	L	16	1-1	1.000	0-0	--	2-2	1.000	0-1-1	4.1	2	0	0	1	0	4
1/22	at Georgia Southern <sup>*</sup>	W	12	2-4	.500	0-0	--	4-4	1.000	1-3-4	4.1	3	2	1	2	0	8
1/24	at Georgia State <sup>*</sup>	L	10	2-3	.667	0-0	--	1-1	1.000	2-2-4	4.1	1	0	0	0	0	5
1/28	Old Dominion <sup>*</sup>	L	9	1-1	1.000	0-0	--	1-3	.333	0-2-2	4.0	0	0	0	0	0	3
1/31	Marshall <sup>*</sup>	L	10	2-3	.667	0-0	--	1-2	.500	1-1-2	3.9	0	1	1	0	0	5
2/4	at Coastal Carolina <sup>*</sup>																
2/7	Bowling Green																
2/11	ULM <sup>*</sup>																
2/14	South Alabama <sup>*</sup>																
2/19	at Louisiana <sup>*</sup>																
2/21	at ULM <sup>*</sup>																
2/24	Southern Miss <sup>*</sup>																
2/27	Louisiana <sup>*</sup>																

<sup>^</sup> - Starter | <sup>\*</sup> - Conference Game | # Neutral Site

## CAREER REPORT

SEASON	TEAM	GP-GS	MIN/AVG	Field Goals		3-Point		F-Throws		Rebounds				Scoring						
				FG-FGA	FG%	3FG-3FGA	3FG%	FT-FTA	FT%	OFF	DEF	TOT	AVG	PF	FO	A	TO	BLK	STL	PTS
2024-25	SacSt	32-0	401/12.5	75-122	.615	0-1	.000	33-51	.647	41	76	117	3.7	41-1	12	36	23	11	183	5.7
2025-26	ASU	21-8	331/15.7	41-80	.513	0-0	.000	28-40	.700	29	53	82	3.9	40-1	12	16	9	2	110	5.2
<b>TOTAL FOR ASU</b>		<b>21-8</b>	<b>331/15.7</b>	<b>41-80</b>	<b>.513</b>	<b>0-0</b>	<b>.000</b>	<b>28-40</b>	<b>.700</b>	<b>29</b>	<b>53</b>	<b>82</b>	<b>3.9</b>	<b>40-1</b>	<b>12</b>	<b>16</b>	<b>9</b>	<b>2</b>	<b>110</b>	<b>5.2</b>
<b>TOTAL</b>		<b>53-8</b>	<b>732/13.8</b>	<b>116-202</b>	<b>.574</b>	<b>0-1</b>	<b>.000</b>	<b>61-91</b>	<b>.670</b>	<b>70</b>	<b>129</b>	<b>199</b>	<b>3.8</b>	<b>81-2</b>	<b>24</b>	<b>52</b>	<b>32</b>	<b>13</b>	<b>293</b>	<b>5.5</b>



# 12 JALEN HAMPTON

SR | GUARD | 6'7 | ST. LOUIS, MO. | MISSOURI STATE

SEASON HIGHS	CATEGORY	CAREER HIGHS
19 vs UT Arlington   12/2/25	<b>POINTS</b>	22 vs McNeese   1/12/23
6, 3x, last at Troy   1/17/26	<b>FIELD GOALS MADE</b>	9, 2x, last at Belmont   2/8/25
2 vs UT Arlington   12/2/25	<b>3PT FIELD GOALS MADE</b>	2 vs UT Arlington   12/2/25
5 vs UT Arlington   12/2/25	<b>FREE THROWS MADE</b>	6 vs Incarnate Word   3/1/23
14 at Georgia Southern   1/22/26	<b>REBOUNDS</b>	15 at Central Arkansas   11/26/22
3, 3x, last at Little Rock   12/6/25	<b>ASSISTS</b>	3, 6x, last at Little Rock   12/6/25
2, 2x, last vs Troy   1/7/26	<b>BLOCKS</b>	2, 3x, last vs Troy   1/7/26
4 at Georgia State   1/24/26	<b>STEALS</b>	4, 3x, last at Georgia State   1/24/26
34 at Georgia State   1/24/26	<b>MINUTES</b>	39 at Southeastern Louisiana   1/19/23

## PLAYER NOTES

### 2024-25 | JUNIOR | MISSOURI STATE

Made 19 starts over 28 appearances in junior season at Missouri State ... Averaged 7.6 points on a team-high 58.1 percent clip from the field while finishing second on the team with 6.0 rebounds per game ... Swiped 1.2 steals per game, tying for the team lead ... Reached double figures in scoring 11 times and posted a season-high 20 points at Belmont on Feb. 8 ... Recorded 10-plus boards on four occasions, with three contributing to double-doubles.

### 2023-24 | SOPHOMORE | SOUTH PLAINS COLL.

Averaged 13.1 points, 9.1 rebounds, and 1.9 assists per game in 31 starts and 34 appearances at South Plains College in Texas ... Shot 61.8 percent from the field and scored double figures 23 times ... posted a season high of 27 points in a 72-55 victory over Murray State College ... Finished the season with 12 double-doubles and led the Texans to an appearance in the NJCAA DI Men's Basketball Championship Semifinals.

### 2022-23 | FRESHMAN | NORTHWESTERN STATE

2023 Southland Conference All-Tournament Team selection and 2023 Louisiana Sports Writers Freshman of the Year ... Made 25 starts over 33 appearances during freshman season at Northwestern State in 2022-23, finishing with a 22-11 record ... Averaged 10.2 points and led the Demons in rebounding with 7.4 per game, ranking second nationally amongst freshman ... Ranked 20th nationally with 3.36 offensive boards ... Shot 65.1 percent from the field and reached double figures 20 times with a career high of 22 points against McNeese on Jan. 23 ... Tallied 10-plus rebounds eight times, including a career high of 15 boards at Central Arkansas on Nov. 26 ... Posted six double-doubles, ranking third in the Southland Conference.

### HIGH SCHOOL

Four-year starter under coach Kelvin Lee at University Central High School ... Three-time Suburban Conference Player of the Year, playing for four conference championship teams ... Averaged 19.0 points, 6.9 rebounds, and 1.4 assists during senior campaign in 2021, earning Class 5 First-Team All-State honors en route to surpassing the 1,000 career points milestone ... Led the Lions to a 36-11 record in his junior and senior seasons ... Averaged 16.2 points and 7.7 rebounds as a junior, while averaging 12.2 points and 7.8 rebounds as a sophomore ... Established a UCity freshman scoring record in 2021-22 while at Link Year Prep in Branson, averaging 11 points and six rebounds ... Earned MVP honors at the Southwestern Missouri Invitational.

## MATCH-BY-MATCH STATISTICS

DATE	OPPONENT	W/L	MIN	FGM/A	%	3FG/A	%	FTM/A	%	O-D-T	AVG	PF	AST	T/O	BLK	STL	PTS
11/3	at Ohio <sup>^</sup>	W	19	3-3	1.000	0-0	--	1-2	.500	2-3-5	5.0	2	0	0	0	1	7
11/7	at Stephen F. Austin	L	22	3-5	.600	1-2	.500	2-2	1.000	1-2-3	4.0	3	2	2	0	2	9
11/11	at Missouri State	W	--	--	--	--	--	--	--	--	--	--	--	--	--	--	--
11/15	Christian Brothers	W	--	--	--	--	--	--	--	--	--	--	--	--	--	--	--
11/19	at Saint Mary's	L	16	1-2	.500	0-0	--	1-1	1.000	3-2-5	4.3	2	3	2	0	2	3
11/21	at SMU	L	15	0-2	.000	0-1	.000	2-2	1.000	4-5-9	5.5	1	0	1	0	0	2
11/24	Jacksonville State	W	24	1-1	1.000	0-0	--	0-0	--	0-5-5	5.4	2	3	2	1	1	2
11/28	North Dakota State	W	26	3-5	.600	0-0	--	0-0	--	1-10-11	6.3	1	2	1	1	0	6
12/2	UT Arlington	W	25	6-7	.857	2-2	1.000	5-6	.833	2-6-8	6.6	3	1	2	0	1	19
12/6	at Little Rock <sup>^</sup>	W	32	4-8	.500	0-1	.000	0-0	--	1-12-13	7.4	0	3	1	1	1	8
12/13	at Rice <sup>^</sup>	L	28	2-2	1.000	0-0	--	0-1	.000	1-4-5	7.1	2	2	1	0	1	4
12/17	at Texas State <sup>*</sup>	W	25	4-6	.667	1-1	1.000	1-1	1.000	0-2-2	6.6	2	2	0	1	1	10
12/20	at Southern Miss <sup>*</sup>	W	25	6-12	.500	0-1	.000	3-3	1.000	4-3-7	6.6	2	1	1	2	1	15
12/30	Arkansas Tech <sup>^</sup>	W	19	4-5	.800	0-1	.000	0-1	.000	1-4-5	6.5	2	0	0	0	0	8
1/3	James Madison <sup>^</sup>	L	31	2-6	.333	0-1	.000	1-3	.333	3-10-13	7.0	4	2	3	0	0	5
1/7	Troy <sup>^</sup>	W	27	0-0	--	0-0	--	2-2	1.000	0-7-7	7.0	2	2	4	2	2	2
1/10	Texas State <sup>^</sup>	W	27	5-8	.625	0-2	.000	1-1	1.000	4-8-12	7.3	1	2	3	0	0	11
1/15	at South Alabama <sup>^</sup>	L	17	0-2	.000	0-0	--	2-2	1.000	2-2-4	7.1	0	2	2	0	0	2
1/17	at Troy <sup>^</sup>	L	27	6-12	.500	0-1	.000	3-5	.600	4-5-9	7.2	1	2	2	0	1	15
1/22	at Georgia Southern <sup>^</sup>	W	24	3-5	.600	0-0	--	4-4	1.000	2-12-14	7.6	1	1	3	1	2	10
1/24	at Georgia State <sup>^</sup>	L	34	5-9	.556	0-2	.000	0-0	--	3-9-12	7.8	3	2	3	0	4	10
1/28	Old Dominion <sup>^</sup>	L	32	5-9	.556	0-3	.000	2-2	1.000	2-10-12	8.1	2	2	2	0	1	12
1/31	Marshall <sup>^</sup>	L	26	3-3	1.000	0-0	--	0-0	--	4-6-10	8.1	2	1	1	1	2	6
2/4	at Coastal Carolina <sup>*</sup>																
2/7	Bowling Green																
2/11	ULM <sup>*</sup>																
2/14	South Alabama <sup>*</sup>																
2/19	at Louisiana <sup>*</sup>																
2/21	at ULM <sup>*</sup>																
2/24	Southern Miss <sup>*</sup>																
2/27	Louisiana <sup>*</sup>																

<sup>^</sup> - Starter | <sup>\*</sup> - Conference Game | # Neutral Site

## CAREER REPORT

SEASON	TEAM	GP-GS	MIN/AVG	Field Goals			3-Point		F-Throws		Rebounds				Scoring					
				FG-FGA	FG%	3FG-3FGA	3FG%	FT-FTA	FT%	OFF	DEF	TOT	AVG	PF-FO	A	BLK	STL	PTS	AVG	
2022-23	NW	33-25	841/25.5	136-209	.651	0-0	.000	64-108	.593	111	134	245	7.4	82-3	20	55	5	23	336	10.2
2024-25	MOST	28-19	632/22.6	86-148	.581	6-19	.316	34-55	.618	57	111	168	6.0	56-1	16	33	3	33	212	7.6
2025-26	ASU	21-13	523/24.9	66-112	.589	4-18	.222	30-38	.789	44	127	171	8.1	38-0	35	36	10	23	166	7.9
<b>TOTAL FOR ASU</b>		<b>21-13</b>	<b>523/24.9</b>	<b>66-112</b>	<b>.589</b>	<b>4-18</b>	<b>.222</b>	<b>30-38</b>	<b>.789</b>	<b>44</b>	<b>127</b>	<b>171</b>	<b>8.1</b>	<b>38-0</b>	<b>35</b>	<b>36</b>	<b>10</b>	<b>23</b>	<b>166</b>	<b>7.9</b>
<b>TOTAL</b>		<b>82-57</b>	<b>1996/24.3</b>	<b>288-469</b>	<b>.614</b>	<b>10-37</b>	<b>.270</b>	<b>128-201</b>	<b>.637</b>	<b>212</b>	<b>372</b>	<b>584</b>	<b>7.1</b>	<b>176-4</b>	<b>71</b>	<b>124</b>	<b>18</b>	<b>79</b>	<b>714</b>	<b>8.7</b>



# 13 ALY TOUNKARA

SO | FORWARD | 7'0 | CONAKRY, GUINEA | LINDENWOOD

SEASON HIGHS	CATEGORY	CAREER HIGHS
11 vs Christian Brothers   11/15/25	<b>POINTS</b>	15 at Little Rock   2/20/25
4, 2x, last vs Jacksonville State   11/24/25	<b>FIELD GOALS MADE</b>	7 at Little Rock   2/20/25
--	<b>3PT FIELD GOALS MADE</b>	--
3 vs Christian Brothers   11/15/25	<b>FREE THROWS MADE</b>	4 vs Harris-Stowe   12/10/24
11 at Georgia Southern   1/22/26	<b>REBOUNDS</b>	11, 2x, last at Georgia Southern   1/22/26
2, 4x, last vs Marshall   1/31/26	<b>ASSISTS</b>	2, 8x, last vs Marshall   1/31/26
3 vs Marshall   1/31/26	<b>BLOCKS</b>	4 vs Tennessee State   1/9/25
3 vs Arkansas Tech   12/30/25	<b>STEALS</b>	3, 3x, last vs Arkansas Tech   12/30/25
22, 2x, last vs Old Dominion   1/28/26	<b>MINUTES</b>	28, 3x, last at Little Rock   2/20/25

### PLAYER NOTES

#### 2024-25 | FRESHMAN | LINDENWOOD

Appeared in 29 games and made six starts during freshman campaign, averaging 3.5 points, 4.7 rebounds, and 0.9 blocks over 15 minutes per game ... Shot 60.3 percent from the floor over 73 attempts ... Active on the offensive glass with 2.1 boards per game ... Earned OVC Freshman of the Week honors on Jan. 13 after averaging 8.0 points on 77.8 percent shooting from the floor and 6.5 rebounds while tallying five blocks in back-to-back victories over Tennessee State and UT Martin ... Recorded first collegiate double-double at Little Rock on Feb. 20, posting season highs in points (15) and rebounds (11).

#### HIGH SCHOOL

Attended Principia High School in St. Louis, Mo. ... Attended the NBA Academy Africa, earning Defensive Player of the Year honors and winning the Award of Excellence in 2022.

### MATCH-BY-MATCH STATISTICS

DATE	OPPONENT	W/L	MIN	FGM/A	%	3FG/A	%	FTM/A	%	O-D-T	AVG	PF	AST	T/O	BLK	STL	PTS
11/3	at Ohio	W	16	1-1	1.000	0-0	--	0-0	--	2-3-5	5.0	5	0	1	1	1	2
11/7	at Stephen F. Austin^	L	18	1-2	.500	0-0	--	1-2	.500	1-2-3	4.0	3	0	1	0	1	3
11/11	at Missouri State^	W	16	3-4	.750	0-0	--	2-2	1.000	0-3-3	3.7	3	1	0	2	0	8
11/15	Christian Brothers^	W	22	4-4	1.000	0-0	--	3-8	.375	2-5-7	4.5	3	0	1	0	0	11
11/19	at Saint Mary's^	L	14	1-2	.500	0-0	--	0-0	--	3-2-5	4.6	4	0	1	1	1	2
11/21	at SMU^	L	15	1-1	1.000	0-0	--	0-0	--	0-4-4	4.5	2	1	1	1	0	2
11/24	Jacksonville State^	W	19	4-6	.667	0-0	--	0-0	--	1-3-4	4.4	5	0	4	1	1	8
11/28	North Dakota State^	W	17	1-1	1.000	0-0	--	0-0	--	0-3-3	4.3	1	2	0	2	0	2
12/2	UT Arlington^	W	9	0-0	--	0-0	--	0-0	--	0-1-1	3.9	1	0	0	1	0	0
12/6	at Little Rock	W	8	1-2	.500	0-0	--	0-0	--	3-1-4	3.9	1	0	1	0	1	2
12/13	at Rice	L	5	0-0	--	0-0	--	0-0	--	1-1-2	3.7	0	0	2	0	0	0
12/17	at Texas State*	W	16	2-3	.667	0-0	--	0-0	--	1-0-1	3.5	0	1	3	1	0	4
12/20	at Southern Miss*	W	4	0-2	.000	0-0	--	0-0	--	0-0-0	3.2	3	0	0	1	0	0
12/30	Arkansas Tech	W	21	2-2	1.000	0-0	--	0-0	--	1-2-3	3.2	4	2	1	0	3	4
1/3	James Madison*	L	17	1-4	.250	0-0	--	0-2	--	3-3-6	3.4	4	0	0	0	1	2
1/7	Troy*	W	10	0-0	--	0-0	--	0-0	--	0-2-2	3.3	2	1	1	1	0	0
1/10	Texas State*	W	9	1-1	1.000	0-0	--	0-0	--	1-2-3	3.3	2	0	1	0	0	2
1/15	at South Alabama^A	L	21	2-2	1.000	0-0	--	0-1	.000	1-6-7	3.5	5	0	0	0	0	4
1/17	at Troy*	L	16	0-1	.000	0-0	--	0-0	--	2-2-4	3.5	1	1	0	0	0	0
1/22	at Georgia Southern*	W	21	1-2	.500	0-0	--	0-2	.000	3-8-11	3.9	1	2	2	2	0	2
1/24	at Georgia State^A	L	20	2-4	.500	0-0	--	0-0	--	2-4-6	4.0	0	1	0	1	0	4
1/28	Old Dominion^A	L	22	0-2	.000	0-0	--	0-0	--	2-0-2	3.9	2	1	0	1	0	0
1/31	Marshall^A	L	19	0-3	.000	0-0	--	1-4	.250	3-4-7	4.0	2	2	1	3	0	1
2/4	at Coastal Carolina*																
2/7	Bowling Green																
2/11	ULM*																
2/14	South Alabama*																
2/19	at Louisiana*																
2/21	at ULM*																
2/24	Southern Miss*																
2/27	Louisiana*																

^ - Starter | \* - Conference Game | # Neutral Site

### CAREER REPORT

SEASON	TEAM	GP-GS	MIN/AVG	Field Goals		3-Point		F-Throws		Rebounds				Scoring						
				FG-FGA	FG%	3FG-3FGA	3FG%	FT-FTA	FT%	OFF	DEF	TOT	AVG	PF-FO	A	TO	BLK	STL	PTS	AVG
2024-25	Linden	29-6	433/14.9	44-73	.603	0-1	.000	13-38	.342	61	74	135	4.7	69-1	10	19	26	18	101	3.5
2025-26	ASU	23-12	354/15.4	28-49	.571	0-0	.000	7-21	.333	32	61	93	4.0	54-3	15	21	19	9	63	2.7
<b>TOTAL FOR ASU</b>		<b>23-12</b>	<b>354/15.4</b>	<b>28-49</b>	<b>.571</b>	<b>0-0</b>	<b>.000</b>	<b>7-21</b>	<b>.333</b>	<b>32</b>	<b>61</b>	<b>93</b>	<b>4.0</b>	<b>54-3</b>	<b>15</b>	<b>21</b>	<b>19</b>	<b>9</b>	<b>63</b>	<b>2.7</b>
<b>TOTAL</b>		<b>52-18</b>	<b>787/15.1</b>	<b>72-122</b>	<b>.590</b>	<b>0-1</b>	<b>.000</b>	<b>20-59</b>	<b>.339</b>	<b>93</b>	<b>135</b>	<b>228</b>	<b>4.4</b>	<b>123-4</b>	<b>25</b>	<b>40</b>	<b>45</b>	<b>27</b>	<b>164</b>	<b>3.2</b>



# 15 CJ GEATHERS

FR | GUARD | 6'4 | LITHIA SPRINGS, GA. | CHAPEL HILL HS

SEASON HIGHS	CATEGORY	CAREER HIGHS
--	POINTS	--
--	FIELD GOALS MADE	--
--	3PT FIELD GOALS MADE	--
--	FREE THROWS MADE	--
--	REBOUNDS	--
--	ASSISTS	--
--	BLOCKS	--
--	STEALS	--
--	MINUTES	--

**PLAYER NOTES**

**HIGH SCHOOL**

Scored over 1,000 points en route to GACA/GABA All-State honors in final season at Chapel Hill High School in Georgia ... Named All-State Honorable Mention by the Atlanta Journal Constitution ... Selected to All-Metro Team by Atlanta Tipoff Club and was tabbed as the AAAAAA Region 2 Player of the Year before receiving a bid to the GBCA Senior All-Star Game ... Helped lead the Panthers to a region runner-up finish and a Sweet 16 appearance in the Class 6A State Tournament ... Netted 30 points against Canarsie (NY) and added 17 more in a 70-66 win over McDonough at the Atlanta Holiday Classic.

**MATCH-BY-MATCH STATISTICS**

DATE	OPPONENT	W/L	MIN	FGM/A	%	3FG/A	%	FTM/A	%	O-D-T	AVG	PF	AST	T/O	BLK	STL	PTS
11/3	at Ohio	W	--	--	--	--	--	--	--	--	--	--	--	--	--	--	--
11/7	at Stephen F. Austin	L	--	--	--	--	--	--	--	--	--	--	--	--	--	--	--
11/11	at Missouri State	W	--	--	--	--	--	--	--	--	--	--	--	--	--	--	--
11/15	Christian Brothers	W	--	--	--	--	--	--	--	--	--	--	--	--	--	--	--
11/19	at Saint Mary's	L	--	--	--	--	--	--	--	--	--	--	--	--	--	--	--
11/21	at SMU	L	--	--	--	--	--	--	--	--	--	--	--	--	--	--	--
11/24	Jacksonville State	W	--	--	--	--	--	--	--	--	--	--	--	--	--	--	--
11/28	North Dakota State	W	--	--	--	--	--	--	--	--	--	--	--	--	--	--	--
12/2	UT Arlington	W	--	--	--	--	--	--	--	--	--	--	--	--	--	--	--
12/6	at Little Rock	W	--	--	--	--	--	--	--	--	--	--	--	--	--	--	--
12/13	at Rice	L	--	--	--	--	--	--	--	--	--	--	--	--	--	--	--
12/17	at Texas State*	W	--	--	--	--	--	--	--	--	--	--	--	--	--	--	--
12/20	at Southern Miss*	W	--	--	--	--	--	--	--	--	--	--	--	--	--	--	--
12/30	Arkansas Tech	W	--	--	--	--	--	--	--	--	--	--	--	--	--	--	--
1/3	James Madison*	L	--	--	--	--	--	--	--	--	--	--	--	--	--	--	--
1/7	Troy*	W	--	--	--	--	--	--	--	--	--	--	--	--	--	--	--
1/10	Texas State*	W	--	--	--	--	--	--	--	--	--	--	--	--	--	--	--
1/15	at South Alabama*	L	--	--	--	--	--	--	--	--	--	--	--	--	--	--	--
1/17	at Troy*	L	--	--	--	--	--	--	--	--	--	--	--	--	--	--	--
1/22	at Georgia Southern*	W	--	--	--	--	--	--	--	--	--	--	--	--	--	--	--
1/24	at Georgia State*	L	--	--	--	--	--	--	--	--	--	--	--	--	--	--	--
1/28	Old Dominion*	L	--	--	--	--	--	--	--	--	--	--	--	--	--	--	--
1/31	Marshall*	L	--	--	--	--	--	--	--	--	--	--	--	--	--	--	--
2/4	at Coastal Carolina*																
2/7	Bowling Green																
2/11	ULM*																
2/14	South Alabama*																
2/19	at Louisiana*																
2/21	at ULM*																
2/24	Southern Miss*																
2/27	Louisiana*																

^ - Starter | \* - Conference Game | # Neutral Site



**CAREER REPORT**



# 20 JOEY CHAMMAA

R-SO | GUARD | 5'11 | LOS ANGELES, CALIF. | SAN DIEGO

SEASON HIGHS	CATEGORY	CAREER HIGHS
21 at Ohio   11/3/25	<b>POINTS</b>	24 vs Pepperdine   1/30/25
5 at Ohio   11/3/25	<b>FIELD GOALS MADE</b>	7 vs Saint Mary's   1/11/25
4 at Ohio   11/3/25	<b>3PT FIELD GOALS MADE</b>	4 at Ohio   11/3/25
9 at Stephen F. Austin   11/7/25	<b>FREE THROWS MADE</b>	12 vs Pepperdine   1/30/25
4, 2x, last vs Troy   1/7/26	<b>REBOUNDS</b>	4, 2x, last vs Troy   1/7/26
6 at Georgia Southern   1/22/26	<b>ASSISTS</b>	9 vs Pepperdine   1/30/25
--	<b>BLOCKS</b>	--
3 vs Arkansas Tech   12/30/25	<b>STEALS</b>	4 at Oregon State   1/4/25
29 at Georgia Southern   1/22/26	<b>MINUTES</b>	32 at Pacific   2/6/25

### PLAYER NOTES

**2024-25 | REDSHIRT FRESHMAN | SAN DIEGO**  
 Averaged 6.5 points and 1.7 assists while swiping 22 steals over 15.8 minutes per game in 31 appearances ... Shot 41.1 percent from the field over 146 attempts and placed second on the team with 63 free throws made ... Shot 19-for-55 (34.5 percent) from three-point range ... Finished third on the team with 54 assists and held an assist-turnover ratio of 1.54 ... Reached double figures in scoring 11 times, posting a career high of 24 while falling one short of a double-double with nine assists versus Pepperdine on Jan. 30.

**2023-24 | FRESHMAN | SAN DIEGO**  
 Appeared in seven games, scoring 15 points before redshirting due to injury ... Scored nine points in 2:29 on Nov. 8 against Jackson State, converting three triples in second game of collegiate career.

**HIGH SCHOOL**  
 Honor Roll student at Crossroads School for Arts and Sciences in Santa Monica, Calif. ... Earned First Team All-Conference Honors in junior and senior seasons after averaging 21.4 and 22.6 points per game ... Part of a top 15 school in California in 2021, finishing with a 13-2 record.

### MATCH-BY-MATCH STATISTICS

DATE	OPPONENT	W/L	MIN	FGM/A	%	3FG/A	%	FTM/A	%	O-D-T	AVG	PF	AST	T/O	BLK	STL	PTS
11/3	at Ohio	W	26	5-11	.455	4-7	.571	7-8	.875	0-4-4	4.0	3	1	2	0	2	21
11/7	at Stephen F. Austin	L	25	3-5	.600	2-3	.667	9-12	.750	0-0-0	2.0	2	0	3	0	2	17
11/11	at Missouri State	W	--	--	--	--	--	--	--	--	--	--	--	--	--	--	--
11/15	Christian Brothers	W	--	--	--	--	--	--	--	--	--	--	--	--	--	--	--
11/19	at Saint Mary's	L	--	--	--	--	--	--	--	--	--	--	--	--	--	--	--
11/21	at SMU	L	--	--	--	--	--	--	--	--	--	--	--	--	--	--	--
11/24	Jacksonville State	W	--	--	--	--	--	--	--	--	--	--	--	--	--	--	--
11/28	North Dakota State	W	--	--	--	--	--	--	--	--	--	--	--	--	--	--	--
12/2	UT Arlington	W	--	--	--	--	--	--	--	--	--	--	--	--	--	--	--
12/6	at Little Rock	W	--	--	--	--	--	--	--	--	--	--	--	--	--	--	--
12/13	at Rice	L	--	--	--	--	--	--	--	--	--	--	--	--	--	--	--
12/17	at Texas State*	W	--	--	--	--	--	--	--	--	--	--	--	--	--	--	--
12/20	at Southern Miss*	W	--	--	--	--	--	--	--	--	--	--	--	--	--	--	--
12/30	Arkansas Tech	W	15	3-6	.500	1-2	.500	6-6	1.000	0-0-0	1.3	1	2	0	0	3	13
1/3	James Madison*	L	13	1-2	.500	1-1	1.000	2-2	1.000	0-0-0	1.0	1	0	2	0	2	5
1/7	Troy*	W	19	2-4	.500	1-2	.500	6-7	.857	1-3-4	1.6	0	1	1	0	0	11
1/10	Texas State*	W	19	3-5	.600	1-1	1.000	4-4	1.000	2-1-3	1.8	2	1	0	0	1	11
1/15	at South Alabama*	L	13	0-6	.000	0-6	.000	4-5	.800	0-0-0	1.6	0	1	2	0	1	4
1/17	at Troy*	L	13	1-2	.500	0-0	--	3-6	.500	0-1-1	1.5	2	1	1	0	0	5
1/22	at Georgia Southern*^	W	29	4-8	.500	0-3	.000	7-8	.875	0-3-3	1.7	1	6	1	0	1	15
1/24	at Georgia State*	L	17	4-5	.800	0-1	.000	2-2	1.000	1-0-1	1.6	1	3	2	0	0	10
1/28	Old Dominion*	L	12	2-4	.500	1-3	.333	0-0	--	1-0-1	1.5	0	1	2	0	2	5
1/31	Marshall*	L	8	1-4	.250	0-2	.000	2-3	.667	1-0-1	1.5	0	0	0	0	0	4
2/4	at Coastal Carolina*																
2/7	Bowling Green																
2/11	ULM*																
2/14	South Alabama*																
2/19	at Louisiana*																
2/21	at ULM*																
2/24	Southern Miss*																
2/27	Louisiana*																

^ - Starter | \* - Conference Game | # Neutral Site

### CAREER REPORT

SEASON	TEAM	GP-GS	MIN/AVG	Field Goals		3-Point		F-Throws		Rebounds				Scoring						
				FG-FGA	FG%	3FG-3FGA	3FG%	FT-FTA	FT%	OFF	DEF	TOT	AVG	PF	FO	A	TO	BLK	STL	PTS
2023-24	SD	7-0	21/3.0	5-6	.833	4-5	.800	1-2	.500	0	0	0	0.0	6-0	0	2	0	0	15	2.1
2024-25	SD	31-0	483/15.6	60-146	.411	19-55	.345	63-75	.840	8	19	27	0.9	48-0	54	35	0	22	202	6.5
2025-26	ASU	12-1	207/17.3	29-62	.468	11-31	.355	52-63	.825	6	12	18	1.5	13-0	17	16	0	14	121	10.1
<b>TOTAL FOR ASU</b>		<b>12-1</b>	<b>207/17.3</b>	<b>29-62</b>	<b>.468</b>	<b>11-31</b>	<b>.355</b>	<b>52-63</b>	<b>.825</b>	<b>6</b>	<b>12</b>	<b>18</b>	<b>1.5</b>	<b>13-0</b>	<b>17</b>	<b>16</b>	<b>0</b>	<b>14</b>	<b>121</b>	<b>10.1</b>
<b>TOTAL</b>		<b>50-1</b>	<b>712/14.2</b>	<b>94-214</b>	<b>.439</b>	<b>34-91</b>	<b>.374</b>	<b>116-140</b>	<b>.829</b>	<b>14</b>	<b>31</b>	<b>45</b>	<b>0.9</b>	<b>67-0</b>	<b>71</b>	<b>53</b>	<b>0</b>	<b>36</b>	<b>338</b>	<b>6.8</b>



# 21 FREDY-SALAM SYLLA

SO | G/F | 6'7 | PARIS, FRANCE | EASTERN FLORIDA STATE COLL.

SEASON HIGHS	CATEGORY	CAREER HIGHS
16 at Little Rock   12/6/25	<b>POINTS</b>	16 at Little Rock   12/6/25
6 at Little Rock   12/6/25	<b>FIELD GOALS MADE</b>	6 at Little Rock   12/6/25
3 at Little Rock   12/6/25	<b>3PT FIELD GOALS MADE</b>	3 at Little Rock   12/6/25
4 at Texas State   12/17/25	<b>FREE THROWS MADE</b>	4 at Texas State   12/17/25
6 vs Troy   1/7/26	<b>REBOUNDS</b>	6 vs Troy   1/7/26
2 at Texas State   12/17/25	<b>ASSISTS</b>	2 at Texas State   12/17/25
--	<b>BLOCKS</b>	--
2 vs Arkansas Tech   12/30/25	<b>STEALS</b>	2 vs Arkansas Tech   12/30/25
24 at Little Rock   12/6/25	<b>MINUTES</b>	24 at Little Rock   12/6/25

**PLAYER NOTES**

**2024-25 | FRESHMAN | EASTERN FLA. ST. COLL.**  
 First Team All-Citrus Conference selection ... Tabbed as a Fab 50 Freshman by JUCORecruiting.com ... Made 26 starts over 28 appearances, logging 29.6 minutes per game ... Averaged 13.4 points on a 44.4 percent clip from the floor and 35.6 percent shooting from three-point range ... Averaged 7.1 rebounds, ranking ninth among NJCAA Region 8 players ... Dished out 50 assists and swiped 28 steals ... Helped lead EFSC to a 23-7 mark and a quarterfinal finish in the FCSAA D1 Men's Basketball Championship.

**HIGH SCHOOL**

Attended Potter's House Christian High School in Florida ... Listed as a top wing forward in 2024 by FlaVarsity ... Averaged 17 points at the Big Shots Charleston Invitational, leading the Lions to a championship victory while claiming MVP honors and a First Team All-Star selection ... Recorded 24 points, nine rebounds, and five assists in final game, helping lead Potter's House Christian to a 90-65 victory over Process Academy.

**MATCH-BY-MATCH STATISTICS**

DATE	OPPONENT	W/L	MIN	FGM/A	%	3FG/A	%	FTM/A	%	O-D-T	AVG	PF	AST	T/O	BLK	STL	PTS
11/3	at Ohio	W	--	--	--	--	--	--	--	--	--	--	--	--	--	--	--
11/7	at Stephen F. Austin	L	2	0-0	--	0-0	--	0-0	--	0-0-0	0	0	0	0	0	0	0
11/11	at Missouri State	W	5	0-1	.000	0-1	.000	0-0	--	0-0-0	0.0	1	0	0	0	0	0
11/15	Christian Brothers	W	19	3-7	.429	0-3	.000	3-3	1.000	0-3-3	1.0	1	0	0	0	0	9
11/19	at Saint Mary's	L	--	--	--	--	--	--	--	--	--	--	--	--	--	--	--
11/21	at SMU	L	13	0-4	.000	0-2	.000	0-0	--	2-2-4	1.8	0	0	2	0	0	0
11/24	Jacksonville State	W	--	--	--	--	--	--	--	--	--	--	--	--	--	--	--
11/28	North Dakota State	W	--	--	--	--	--	--	--	--	--	--	--	--	--	--	--
12/2	UT Arlington	W	8	1-3	.333	0-1	.000	0-2	.000	1-1-2	1.8	1	1	1	0	0	2
12/6	at Little Rock^	W	24	6-7	.857	3-3	1.000	1-1	1.000	2-0-2	1.8	1	0	0	0	0	16
12/13	at Rice^	L	18	3-8	.375	1-4	.250	0-0	--	0-3-3	2.0	1	0	0	0	1	7
12/17	at Texas State*^	W	19	5-6	.833	1-2	.500	4-4	1.000	2-1-3	2.1	1	2	3	0	0	15
12/20	at Southern Miss*^	W	14	2-6	.333	1-2	.500	0-0	--	1-2-3	2.2	1	0	1	0	1	5
12/30	Arkansas Tech^	W	22	4-10	.400	1-6	.167	0-0	--	1-1-2	2.2	3	0	2	0	2	9
1/3	James Madison*^	L	14	1-3	.333	0-1	.000	0-2	.000	1-1-2	2.2	1	0	0	0	1	2
1/7	Troy*	W	10	2-3	.667	1-2	.500	0-0	--	3-3-6	2.5	0	0	1	0	0	5
1/10	Texas State*	W	5	0-1	.000	0-0	--	0-0	--	0-1-1	2.4	2	1	0	0	0	0
1/15	at South Alabama*	L	--	--	--	--	--	--	--	--	--	--	--	--	--	--	--
1/17	at Troy*	L	4	0-0	--	0-0	--	0-2	.000	0-1-1	2.3	0	0	0	0	0	0
1/22	at Georgia Southern*	W	3	0-1	.000	0-1	.000	0-0	--	0-0-0	2.1	1	0	0	0	0	0
1/24	at Georgia State*	L	--	--	--	--	--	--	--	--	--	--	--	--	--	--	--
1/28	Old Dominion*	L	--	--	--	--	--	--	--	--	--	--	--	--	--	--	--
1/31	Marshall*	L	--	--	--	--	--	--	--	--	--	--	--	--	--	--	--
2/4	at Coastal Carolina*																
2/7	Bowling Green																
2/11	ULM*																
2/14	South Alabama*																
2/19	at Louisiana*																
2/21	at ULM*																
2/24	Southern Miss*																
2/27	Louisiana*																

^ - Starter | \* - Conference Game | # Neutral Site

**CAREER REPORT**

SEASON	TEAM	GP-GS	MIN/AVG	Field Goals		3-Point		F-Throws		Rebounds				Scoring						
				FG-FGA	FG%	3FG-3FGA	3FG%	FT-FTA	FT%	OFF	DEF	TOT	AVG	PF-FO	A	TO	BLK	STL	PTS	AVG
2025-26	ASU	15-6	181/12.0	27-60	.450	8-28	.286	8-14	.571	13	19	32	2.1	14-0	4	10	0	5	70	4.7
<b>TOTAL</b>		<b>15-6</b>	<b>181/12.0</b>	<b>27-60</b>	<b>.450</b>	<b>8-28</b>	<b>.286</b>	<b>8-14</b>	<b>.571</b>	<b>13</b>	<b>19</b>	<b>32</b>	<b>2.1</b>	<b>14-0</b>	<b>4</b>	<b>10</b>	<b>0</b>	<b>5</b>	<b>70</b>	<b>4.7</b>



# 22 JAXON ELLINGSWORTH

SR | FORWARD | 6'8 | MOREHEAD CITY, N.C. | UT ARLINGTON

SEASON HIGHS	CATEGORY	CAREER HIGHS
20 vs Christian Brothers   11/15/25	<b>POINTS</b>	20 vs Christian Brothers   11/15/25
9 vs Christian Brothers   11/15/25	<b>FIELD GOALS MADE</b>	9 vs Christian Brothers   11/15/25
4 vs Troy   1/7/26	<b>3PT FIELD GOALS MADE</b>	4, 2x last vs Troy   1/7/26
6, 3x, last vs Texas State   1/10/26	<b>FREE THROWS MADE</b>	7 at Missouri State   11/19/24
13 at South Alabama   1/15/26	<b>REBOUNDS</b>	13 at South Alabama   1/15/26
2, 4x, last vs Arkansas Tech   12/30/25	<b>ASSISTS</b>	3 at ULM   12/2/24
1, 3x, last vs James Madison   1/6/26	<b>BLOCKS</b>	1, 11x, last vs James Madison   1/6/26
3 vs Jacksonville State   11/24/25	<b>STEALS</b>	3 vs Jacksonville State   11/24/25
34 at Missouri State   11/11/25	<b>MINUTES</b>	34 at Missouri State   11/11/25

## PLAYER NOTES

### 2024-25 | JUNIOR | UT ARLINGTON

Appeared in 28 games and made one start during junior campaign at UT Arlington, logging 12.4 minutes per game ... Averaged 5.1 points per game on a 49.0 percent clip from the floor and a 33.3 percentage from beyond the arc ... Shot 36-for-47 (76.6 percent) from the free-throw line ... Recorded eight blocks and swiped six steals ... Scored in double figures five times, matching a career high of 19 points at Missouri State on Nov. 19 ... Converted four three-point field goals at USC on Nov. 13 ... Tallied a season-high nine boards at ULM on Dec. 14.

### 2023-24 | SOPHOMORE | GULF COAST ST. COLL.

Made 23 starts over 25 appearances, averaging 9.0 minutes per game ... Shot 131-for-261 (50.2 percent) from the floor and 158-for-182 (86.8 percent) from the charity stripe ... Ranked 16th among NJCAA Division I players in free-throw percentage ... Averaged 17.0 points and 5.4 rebounds per game ... Averaged 21.0 points, 7.5 rebounds, 2.5 assists, and 2.5 steals to secure FCSAA Player of the Week on Dec. 19 ... Named First Team All-Panhandle Conference after helping guide the Commodores to a 23-10 record culminating in a FCSAA DI Men's Basketball Championship appearance.

### 2022-23 | FRESHMAN | EAST CAROLINA

Logged 16 minutes over five appearances in freshman season at East Carolina ... Played a season-high six minutes against Temple on Jan. 18.

### HIGH SCHOOL

East MVP of the North Carolina Coaches Association East-West All-Star Game ... Averaged 21.9 points, 10.4 rebounds, and 1.7 blocks in senior season at West Carteret High School ... Led the Patriots to a second consecutive regional final appearance and a school-record 26 wins ... Finished with 21.1 points, 10.1 rebounds, and 2.1 blocks during junior campaign to help the Patriots reach their first regional final in 36 years ... Shot over 60 percent from the field in junior and senior seasons.

## MATCH-BY-MATCH STATISTICS

DATE	OPPONENT	W/L	MIN	FGM/A	%	3FG/A	%	FTM/A	%	O-D-T	AVG	PF	AST	T/O	BLK	STL	PTS
11/3	at Ohio	W	20	3-4	.750	2-3	.667	6-6	1.000	2-4-6	6.0	4	0	2	0	0	14
11/7	at Stephen F. Austin^	L	23	0-5	.000	0-3	.000	4-4	1.000	0-6-6	6.0	2	0	0	0	2	4
11/11	at Missouri State^	W	34	4-9	.444	1-3	.333	0-1	.000	3-1-4	5.3	5	1	2	0	2	9
11/15	Christian Brothers^	W	28	9-10	.900	1-1	1.000	1-2	.500	1-6-7	5.8	1	0	1	0	2	20
11/19	at Saint Mary's^	L	21	1-6	.167	0-3	.000	2-2	1.000	1-2-3	5.2	4	2	0	1	1	4
11/21	at SMU^	L	27	2-7	.286	1-4	.250	0-0	--	1-7-8	5.7	2	1	1	0	0	5
11/24	Jacksonville State^	W	24	4-10	.400	2-4	.500	4-5	.800	2-5-7	5.9	3	1	1	0	3	14
11/28	North Dakota State^	W	26	3-9	.333	0-2	.000	3-4	.750	4-4-8	6.1	1	1	1	0	0	9
12/2	UT Arlington^	W	29	5-7	.714	2-3	.667	6-9	.667	3-4-7	6.2	3	1	2	0	2	18
12/6	at Little Rock	W	22	2-9	.222	2-7	.286	0-0	--	0-2-2	5.8	2	1	3	1	0	6
12/13	at Rice^	L	28	6-9	.667	1-3	.333	2-3	.667	2-2-4	5.6	3	2	1	0	1	15
12/17	at Texas State^*	W	21	1-4	.250	1-3	.333	0-0	--	0-2-2	5.3	1	0	4	0	0	3
12/20	at Southern Miss^*	W	30	6-11	.545	1-3	.333	3-4	.750	4-2-6	5.4	1	2	0	0	2	16
12/30	Arkansas Tech^	W	22	4-4	1.000	2-2	1.000	2-3	.667	2-3-5	5.4	2	2	3	0	1	12
1/3	James Madison^*	L	25	3-8	.375	1-3	.333	5-5	1.000	6-2-8	5.5	2	0	0	1	1	12
1/7	Troy*	W	23	5-10	.500	4-6	.667	0-0	--	1-4-5	5.5	5	0	2	0	2	14
1/10	Texas State*	W	18	2-6	.333	0-3	.000	6-9	.667	4-5-9	5.7	5	1	3	0	1	10
1/15	at South Alabama*	L	31	8-14	.571	1-3	.333	1-1	1.000	6-7-13	6.1	2	0	1	0	0	18
1/17	at Troy*	L	19	2-6	.333	1-2	.500	0-0	--	1-1-2	5.9	2	0	2	0	0	5
1/22	at Georgia Southern*	W	23	6-6	1.000	1-1	1.000	0-0	--	0-3-3	5.8	3	0	1	1	2	13
1/24	at Georgia State*	L	15	1-5	.200	0-2	.000	0-0	--	0-2-2	5.6	2	1	1	0	0	2
1/28	Old Dominion*	L	17	0-5	.000	0-2	.000	2-2	1.000	2-7-9	5.7	1	0	3	0	0	2
1/31	Marshall*	L	20	3-7	.429	1-5	.200	2-2	1.000	0-2-2	5.6	3	0	0	0	0	9
2/4	at Coastal Carolina*																
2/7	Bowling Green																
2/11	ULM*																
2/14	South Alabama*																
2/19	at Louisiana*																
2/21	at ULM*																
2/24	Southern Miss*																
2/27	Louisiana*																

^ - Starter | \* - Conference Game | # Neutral Site

## CAREER REPORT

SEASON	TEAM	GP-GS	MIN/AVG	Field Goals		3-Point		F-Throws		Rebounds				Scoring						
				FG-FGA	FG%	3FG-3FGA	3FG%	FT-FTA	FT%	OFF	DEF	TOT	AVG	PF-FO	A	TO	BLK	STL	PTS	AVG
2022-23	ECU	5-0	15/3.0	1-2	.500	0-1	.000	0-0	.000	1	2	3	0.6	5-0	0	0	0	0	2	0.4
2024-25	UTA	28-1	349/12.5	48-98	.490	11-33	.333	36-47	.766	28	49	77	2.8	49-0	7	16	8	6	143	5.1
2025-26	ASU	23-13	546/23.7	80-171	.468	25-71	.352	49-62	.790	45	83	128	5.6	59-3	16	34	4	22	234	10.2
<b>TOTAL FOR ASU</b>		<b>23-13</b>	<b>546/23.7</b>	<b>80-171</b>	<b>.468</b>	<b>25-71</b>	<b>.352</b>	<b>49-62</b>	<b>.790</b>	<b>45</b>	<b>83</b>	<b>128</b>	<b>5.6</b>	<b>59-3</b>	<b>16</b>	<b>34</b>	<b>4</b>	<b>22</b>	<b>234</b>	<b>10.2</b>
<b>TOTAL</b>		<b>56-14</b>	<b>909/16.2</b>	<b>129-271</b>	<b>.476</b>	<b>36-105</b>	<b>.343</b>	<b>85-109</b>	<b>.780</b>	<b>74</b>	<b>134</b>	<b>208</b>	<b>3.7</b>	<b>113-3</b>	<b>23</b>	<b>50</b>	<b>12</b>	<b>28</b>	<b>379</b>	<b>6.8</b>

# 1 ARKANSAS STATE OHIO

NOV. 3, 2025 // ATHENS, OHIO // THE CONVOCATION CENTER

89 85

Official Basketball Box Score - Final  
**Arkansas St. at Ohio**  
 11/03/25 Convocation Center, Athens  
 2025-26 Men's Basketball

Game Time: 7:00 PM  
 Game Duration: 2:22  
 Attendance: 5,545

Officials: Greg Langsdorf, Jon Campbell, Sutton Simon

NO. Name	Min	FG		3P		FT		Rebounds		Fouls		TP	AS	TO	ST	Blocks		+/-	
		M/A	M/A	M/A	M/A	OR	DR	OR	DR	PF	FD					BS	BA		
10 Chudi Dioramma	F 23:07	1-4	0-0	0-0	1-4	5-2	1-2	2-0	1-0	0-0	0-0	0	0	0	0	0	0	0	-16
0 Chandler Jackson	G 31:52	7-11	1-2	6-7	4-4	8-2	2-4	21-3	5-3	0-0	0-0	0	0	0	0	0	0	0	15
1 Matt Hayman	G 20:08	2-4	0-2	3-3	0-0	0-0	4-2	7-4	5-1	1-0	0-0	0	0	0	0	0	0	-2	
5 Christian Harmon	G 29:03	0-10	0-7	0-0	1-3	4-2	1-0	0-3	2-1	0-0	0-0	0	0	0	0	0	0	-6	
12 Jaxon Ellingsworth	G 19:21	3-3	0-0	1-2	3-3	5-2	1-7	0-0	3-1	0-0	0-0	0	0	0	0	0	0	-16	
20 Joey Chammaa	15:34	1-1	0-0	0-0	2-3	5-1	2-0	1-1	1-1	0-0	0-0	0	0	0	0	0	0	20	
13 Aly Tounkara	26:26	5-11	4-7	7-8	0-4	4-3	5-1	2-0	1-1	2-2	0-0	0	0	0	0	0	0	19	
22 Jaxon Ellingsworth	19:40	3-4	2-3	6-6	2-4	6-4	3-14	0-2	0-0	0-0	0-0	0	0	0	0	0	0	18	
2 TJ Caldwell	10:32	3-5	2-4	2-2	0-0	2-3	1-10	0-2	0-0	0-0	0-0	0	0	0	0	0	0	2	
3 Royal Blue Smith	04:16	2-3	1-2	0-0	0-0	0-0	0-0	5-0	0-0	0-0	0-0	0	0	0	0	0	0	-4	
Team																			
Totals		27-56	10-27	25-28	13-28	41-27	19-89	13-18	6-2	1-4									

Ohio - 85

Record: 0-1

Major Fouls: Hayman (F1) 1 6 5 7

NO. Name	Min	FG		3P		FT		Rebounds		Fouls		TP	AS	TO	ST	Blocks		+/-
		M/A	M/A	M/A	M/A	OR	DR	OR	DR	PF	FD					BS	BA	
1 Javan Simmons	F 23:43	4-9	1-1	5-9	2-2	4-3	10-14	0-1	0-0	0-0	0-0	0	0	0	0	0	0	-8
10 Aidan Hadaway	F 35:04	12-16	3-6	1-2	2-4	6-0	5-28	3-1	2-0	0-0	0-0	0	0	0	0	0	0	12
0 Jay Sheldon	G 35:46	2-8	2-7	1-2	1-3	4-2	3-7	2-2	1-0	0-0	0-0	0	0	0	0	0	0	-2
6 Elijah Elliott	G 23:58	3-5	0-0	0-0	1-1	3-0	6-2	2-1	0-0	0-0	0-0	0	0	0	0	0	0	-12
13 Jackson Paveletzke	G 39:13	5-13	0-4	6-7	1-0	1-4	16-2	3-2	0-0	0-0	0-0	0	0	0	0	0	0	-1
3 Dior Connors	17:07	2-6	2-2	0-0	1-1	3-1	8-1	2-0	0-0	0-0	0-0	0	0	0	0	0	0	5
22 Jalen Breath	16:17	3-4	0-0	0-0	2-2	2-1	6-1	0-0	0-0	0-0	0-0	0	0	0	0	0	0	4
17 Kiru Kuany	04:56	0-2	0-2	0-0	0-0	0-0	0-0	0-0	0-0	0-0	0-0	0	0	0	0	0	0	-16
4 JJ Kelly	03:56	0-0	0-0	0-0	0-0	1-1	2-0	0-0	0-0	0-0	0-0	0	0	0	0	0	0	-2
Team																		
Totals		31-63	8-26	15-22	7-18	25-19	27-85	11-10	4-1	2-4								

Shooting By Period

1st FG%	13-33	39.4%
3PT%	5-17	29.4%
FT%	9-10	80%
2nd FG%	18-30	60.0%
3PT%	3-9	33.3%
FT%	7-12	58.3%
GM FG%	31-63	49.2%
3PT%	8-26	30.8%
FT%	15-22	68.2%

Dead Ball Rebounds: 4, 0

Points from ASU OHIO

Turnovers	2	15
Paint	34	42
Second Chance	21	4
Fast Breaks	10	7
Bench	52	14

Period by Period Scoring

ASU	32	57	89
OHIO	39	46	85

# 2 ARKANSAS STATE STEPHEN F. AUSTIN

NOV. 7, 2025 // NACOGDOCHES, TEXAS // WILLIAM R. JOHNSON COLISEUM

65 90

Official Basketball Box Score - Final  
**Arkansas St. at SFA**  
 11/07/25 William R. Johnson Coliseum, Nacogdoches  
 2025-26 Men's Basketball

Game Time: 6:00 PM  
 Game Duration: 2:31  
 Attendance: 1,923

Officials: Eric Kronsbecher, Bobby Bissari III, Doug George

NO. Name	Min	FG		3P		FT		Rebounds		Fouls		TP	AS	TO	ST	Blocks		+/-
		M/A	M/A	M/A	M/A	OR	DR	OR	DR	PF	FD					BS	BA	
13 Aly Tounkara	F 17:31	1-2	0-0	1-2	1-2	3-3	3-1	3-0	1-1	0-0	0-0	0	0	1	0	0	0	-13
22 Jaxon Ellingsworth	F 23:20	0-5	0-3	4-4	0-6	6-2	2-4	0-0	2-0	0-0	0-0	0	0	2	0	0	0	-26
0 Chandler Jackson	G 16:15	0-4	0-3	2-2	1-0	1-2	2-2	2-3	0-0	0-0	0-0	0	0	0	0	0	0	-11
1 Matt Hayman	G 16:55	3-8	1-3	0-0	1-1	2-2	1-7	3-1	1-1	0-0	0-0	0	0	0	0	0	0	-22
5 Christian Harmon	G 20:50	2-9	1-8	3-4	0-1	1-0	2-8	2-2	2-3	0-0	0-0	0	0	0	0	0	0	-6
20 Joey Chammaa	25:03	3-5	2-3	9-12	0-0	0-0	2-8	17-0	3-2	0-0	0-0	0	0	0	0	0	0	-10
2 TJ Caldwell	26:35	1-7	0-3	2-4	1-1	2-0	4-4	4-0	0-0	1-0	2-8	0	0	0	0	0	0	-8
10 Chudi Dioramma	17:08	3-6	0-0	1-1	2-2	4-3	3-2	7-0	0-0	0-0	0-0	0	0	0	0	0	0	-7
12 Jalen Hampton	21:46	3-5	1-2	2-2	1-2	3-3	2-9	2-2	2-0	0-0	0-0	0	0	0	0	0	0	-5
3 Royal Blue Smith	12:25	1-3	0-2	2-2	0-0	0-4	1-11	4-1	0-0	0-0	0-0	0	0	0	0	0	0	-14
21 Fredy-Salam Sylla	02:10	0-0	0-0	0-0	0-0	0-0	0-0	0-0	0-0	0-0	0-0	0	0	0	0	0	0	-3
Team																		
Totals		17-54	5-27	26-33	10-20	30-19	25-65	10-14	12-0	8-25								

SFA - 90

Record: 2-0

Major Fouls: NONE

NO. Name	Min	FG		3P		FT		Rebounds		Fouls		TP	AS	TO	ST	Blocks		+/-
		M/A	M/A	M/A	M/A	OR	DR	OR	DR	PF	FD					BS	BA	
1 Chishawn Christmas	F 26:20	3-5	0-0	2-5	7-3	10-2	4-8	1-1	1-1	1-0	0-0	0	0	0	0	0	0	33
2 Jerald Colon	F 28:06	3-6	0-0	3-4	6-5	11-3	4-0	1-3	1-3	1-6	0-0	0	0	0	0	0	0	19
0 Kam Burton	G 15:16	2-7	2-6	0-0	1-1	2-2	6-1	1-2	0-0	0-0	0-0	0	0	0	0	0	0	-19
5 Keon Thompson	G 31:52	11-17	3-6	1-1	0-5	5-2	3-26	7-4	1-1	0-0	0-0	0	0	0	0	0	0	22
11 Lateef Patrick Jr	G 23:49	6-12	2-4	3-5	0-0	4-3	3-6	2-1	1-1	0-0	0-0	0	0	0	0	0	0	26
6 Nari Chotkavanc	23:44	5-14	4-13	0-2	0-2	3-3	3-3	14-0	0-0	0-0	0-0	0	0	0	0	0	0	1
12 Ebranon Smith Jr.	12:03	0-2	0-2	0-0	0-4	1-0	1-0	1-0	0-0	0-0	0-0	0	0	0	0	0	0	-11
17 Gediminas Alisas	07:18	1-1	0-0	0-0	1-1	2-2	0-0	0-0	0-0	0-0	0-0	0	0	0	0	0	0	-17
21 Ahmed Mohammed	18:25	1-3	0-0	0-0	0-1	1-3	1-2	0-0	0-0	0-0	0-0	0	0	0	0	0	0	-5
4 Marcus Scurry	03:40	2-3	1-2	0-0	0-0	0-0	2-0	5-0	0-0	0-0	0-0	0	0	0	0	0	0	6
7 Tichyque Musaka	04:36	0-0	0-0	1-2	1-1	2-0	1-1	0-0	0-0	0-0	0-0	0	0	0	0	0	0	3
3 Christian Green	01:37	0-0	0-0	0-0	0-0	0-0	0-0	0-0	0-0	0-0	0-0	0	0	0	0	0	0	0
8 Bryceson Melvin	01:37	0-0	0-0	0-0	0-0	0-0	0-0	0-0	0-0	0-0	0-0	0	0	0	0	0	0	0
9 Harris Dar	01:37	0-0	0-0	0-0	0-0	0-0	1-0	0-0	0-0	0-0	0-0	0	0	0	0	0	0	0
Team																		
Totals		34-70	12-33	10-19	19-30	49-25	19-90	14-14	5-8	0-0	0-0							

Shooting By Period

1st FG%	17-34	50.0%
3PT%	7-15	46.7%
FT%	5-9	55.6%
2nd FG%	18-36	50.0%
3PT%	5-18	27.8%
FT%	5-10	50%
GM FG%	34-70	48.6%
3PT%	12-33	36.4%
FT%	10-19	52.6%

Dead Ball Rebounds: 6, 0

Points from ASU SFA

Turnovers	16	24
Paint	20	34
Second Chance	11	26
Fast Breaks	11	3
Bench	41	24

Period by Period Scoring

ASU	31	34	65
SFA	46	44	90

# 3 ARKANSAS STATE MISSOURI STATE

NOV. 11, 2025 // SPRINGFIELD, MO. // GREAT SOUTHERN BANK ARENA

86 85

Official Basketball Box Score - Final  
**Arkansas St. at Missouri St.**  
 11/11/25 Great Southern Bank Arena, Springfield  
 2025-26 Men's Basketball

Game Time: 7:00 PM  
 Game Duration: 2:10  
 Attendance: 2,201

Officials: Jason Baker, Mike Nance, Michael Swoboda

NO. Name	Min	FG		3P		FT		Rebounds		Fouls		TP	AS	TO	ST	Blocks		+/-
		M/A	M/A	M/A	M/A	OR	DR	OR	DR	PF	FD					BS	BA	
13 Aly Tounkara	F 15:51	3-4	0-0	2-2	0-0	3-3	3-2	8-1	0-0	0-0	0-0	0	0	0	0	0	0	6
22 Jaxon Ellingsworth	F 33:41	4-9	1-3	0-1	3-4	4-5	3-9	1-2	2-0	0-0	0-0							



# 2025-26 GAME NOTES

## 5 ARKANSAS STATE SAINT MARY'S

NOV. 19, 2025 // MORAGA, CALIF. // UNIVERSITY CREDIT UNION PAVILION

# 72 85

Official Basketball Box Score - Final  
**Arkansas St. at Saint Mary's (CA)**  
 11/19/25 UCU Pavilion, Moraga, Calif.  
 2025-26 Men's Basketball

Record: 3-2

NO. Name	Min	FG		3P		FT		Rebounds		Fouls		TP	AS	TO	ST	Blocks		+/-
		M/A	M/A	M/A	M/A	OR	DR	OR	DR	PF	FF					BS	BA	
13 Aly Toukara	14:17	1-2	0-0	0-0	0-0	3	2	5	4	1	2	0	1	1	1	1	1	-8
22 Jaxon Ellingsworth	F 21:38	1-6	0-3	2-2	1-2	3	4	1	4	1	2	0	1	1	1	1	-18	
0 Chandler Jackson	G 29:45	2-10	0-2	0-1	0	2	2	3	1	4	6	1	0	0	1	1	-8	
2 TJ Caldwell	G 24:09	2-8	1-4	3-4	0	1	1	2	4	8	1	2	0	0	0	0	-9	
5 Christian Harmon	G 30:14	8-17	4-9	1-1	2	2	4	2	2	21	1	0	0	0	0	0	-9	
10 Chudi Dioramma	G 24:03	2-6	0-0	4-4	1	3	4	1	3	8	3	2	0	0	2	-5		
1 Matt Hayman	21:45	5-13	2-8	0-0	1	5	6	4	0	12	0	0	2	0	0	0	-10	
3 Royal Blue Smith	17:41	4-5	2-3	0-0	0	1	0	1	3	10	0	2	2	1	0	0	0	
12 Jalen Hampton	16:29	1-2	0-0	1-1	3	2	5	2	1	3	3	2	2	0	1	2	0	
Team						4	0	4	0	0	0	0	0	0	0	0	0	
Totals		26-63	9-29	11-13	16	19	35	25	16	72	16	10	8	3	7	13		

Record: 5-0

NO. Name	Min	FG		3P		FT		Rebounds		Fouls		TP	AS	TO	ST	Blocks		+/-
		M/A	M/A	M/A	M/A	OR	DR	OR	DR	PF	FF					BS	BA	
23 Paulius Murauskas	F 35:06	8-15	0-2	8-10	4	5	9	3	7	24	1	3	1	2	0	0	17	
24 Kevin Gad	F 07:28	1-1	1-1	0	0	0	0	0	0	0	0	0	0	0	0	0	3	
45 Andrew McKeever	C 32:01	4-9	0-0	8-12	6	11	17	2	7	16	2	1	0	5	1	18		
0 Mikey Lewis	G 34:12	6-14	3-5	2-3	0	5	0	0	2	17	6	1	1	0	1	9		
7 Joshua Dent	G 37:57	2-5	1-3	4-4	0	0	0	0	4	9	7	2	2	0	1	13		
33 Liam Campbell	32:55	5-7	3-4	2-2	0	2	2	2	2	15	0	1	0	0	0	10		
1 Harry Wessels	07:30	0-0	0-0	1-2	1	1	1	4	2	1	0	1	1	1	0	0	-4	
11 Dillon Shaw	07:20	0-2	0-1	0-0	0	0	0	0	1	0	0	1	1	0	0	0		
8 Rory Hawke	05:31	0-0	0-0	0	0	1	1	0	0	0	1	1	0	0	0	2		
Team						2	5	0	0	0	2	0	0	0	0	0	0	
Totals		26-53	8-16	25-33	13	27	40	16	25	95	17	13	6	7	3	13		

Major Fouls: NONE

Biggest lead	ASU		SMC	
	6 (1 <sup>st</sup> 20:00)	15 (2 <sup>nd</sup> 5:47)		
Best Scoring Run	9 (1 <sup>st</sup> 10:11)	8 (2 <sup>nd</sup> 5:47)		
Lead Changes	11			
Times Tied	8			
Time with Lead	05:59	29:36		

## 6 ARKANSAS STATE SMU

NOV. 21, 2025 // DALLAS, TEXAS // MOODY COLISEUM

# 69 100

Official Basketball Box Score - Final  
**Arkansas St. at SMU**  
 11/21/25 Moody Coliseum, Dallas, Texas  
 2025-26 Men's Basketball

Record: 3-3

NO. Name	Min	FG		3P		FT		Rebounds		Fouls		TP	AS	TO	ST	Blocks		+/-
		M/A	M/A	M/A	M/A	OR	DR	OR	DR	PF	FF					BS	BA	
13 Aly Toukara	F 15:25	1-1	0-0	0-0	0	4	4	2	0	2	1	1	0	1	0	0	0	
22 Jaxon Ellingsworth	F 26:36	2-7	1-4	0-0	1	7	8	2	5	1	1	0	1	1	0	-14		
0 Chandler Jackson	G 19:17	2-6	0-2	0-0	1	2	3	1	4	1	4	0	0	0	0	0		
2 TJ Caldwell	G 30:23	8-16	0-6	4-5	3	1	4	2	20	1	5	1	0	1	0	-30		
5 Christian Harmon	G 25:25	6-9	2-5	2-2	2	0	2	3	2	16	0	6	1	0	0	-21		
10 Chudi Dioramma	19:56	1-4	0-0	3-7	3	2	5	3	4	5	0	2	0	1	0	-34		
1 Matt Hayman	17:58	3-9	1-5	0-0	1	2	3	0	7	1	5	0	0	1	0	-15		
12 Jalen Hampton	14:52	0-2	0-1	2-2	4	5	9	1	2	2	0	1	0	0	1	-9		
3 Royal Blue Smith	17:23	3-5	2-4	0-0	1	2	2	1	8	1	5	2	0	0	0	-14		
21 Freddy-Salam Sylla	12:45	0-4	0-2	0-0	2	2	4	0	0	0	2	0	0	0	0	0		
Team						3	1	4	0	0	0	0	0	0	0	0		
Totals		26-63	6-29	11-16	21	27	48	16	15	69	6	32	4	2	4	31		

Record: 6-0

NO. Name	Min	FG		3P		FT		Rebounds		Fouls		TP	AS	TO	ST	Blocks		+/-
		M/A	M/A	M/A	M/A	OR	DR	OR	DR	PF	FF					BS	BA	
3 Corey Washington	F 30:32	5-8	2-3	1-1	4	2	6	1	4	13	1	0	4	0	0	16		
24 Samet Yigitoglu	C 25:13	7-10	0-0	0-2	2	3	5	3	3	14	1	2	2	2	0	22		
0 B.J. Edwards	G 34:24	9-13	3-6	3-4	2	3	5	3	2	24	13	2	10	0	0	31		
2 Boopie Miller	G 30:03	6-13	2-6	3-4	0	0	0	2	3	17	6	2	7	0	0	22		
5 Jaron Pierre Jr.	G 28:28	6-16	0-6	3-5	0	4	4	0	4	15	3	1	2	0	1	9		
13 Mitchell Holmes	14:47	1-3	0-0	0-0	0	2	3	0	2	2	1	0	1	0	0	9		
7 Jermaine O'Neal Jr.	18:53	5-9	1-2	0-0	1	2	3	0	0	11	1	0	0	1	0	28		
8 B.J. Davis-Ray	10:53	2-3	0-0	0-0	1	0	1	0	0	4	2	0	0	0	1	5		
22 Nigel Walls	05:24	0-0	0-0	0-0	0	0	0	0	0	0	0	1	0	0	0	1		
1 Chance Puryear	01:23	0-0	0-0	0-0	0	0	0	0	0	0	0	0	0	0	0	8		
Team						2	2	4	0	0	0	0	0	0	0	0		
Totals		41-75	8-23	10-16	12	18	30	15	16	100	29	8	26	4	2	31		

Major Fouls: NONE

Biggest lead	ASU		SMU	
	4 (1 <sup>st</sup> 18:13)	3 (2 <sup>nd</sup> 0:09)		
Best Scoring Run	8 (2 <sup>nd</sup> 9:12)	10 (2 <sup>nd</sup> 3:46)		
Lead Changes	1			
Times Tied	2			
Time with Lead	02:32	35:34		

## 7 JACKSONVILLE STATE ARKANSAS STATE

NOV. 24, 2025 // JONESBORO, ARK. // FIRST NATIONAL BANK ARENA

# 63 74

Official Basketball Box Score - Final  
**Jacksonville St. at Arkansas State**  
 11/24/25 First National Bank Arena, Jonesboro, Ark.  
 2025-26 Men's Basketball

Record: 3-2

NO. Name	Min	FG		3P		FT		Rebounds		Fouls		TP	AS	TO	ST	Blocks		+/-
		M/A	M/A	M/A	M/A	OR	DR	OR	DR	PF	FF					BS	BA	
5 Bencao Vungo	F 18:21	3-6	0-2	0-0	0	3	3	1	6	0	1	0	0	0	0	0	-8	
99 Iaroslav Niagu	F 22:04	2-3	0-0	0-0	3	3	6	2	2	4	1	0	0	2	0	-11		
0 AC Bryant	G 29:39	2-6	2-6	0-0	1	3	4	3	2	6	1	2	3	0	0	-4		
2 Jacoby Hill	G 14:02	1-3	0-1	2-2	0	1	1	0	1	4	0	2	0	1	0	-15		
3 Jaye Nash	G 19:58	3-5	0-1	3-4	1	1	2	3	4	9	2	6	1	0	0	-6		
11 Marcus Fitzgerald Jr.	16:20	0-3	0-3	0-0	0	0	0	1	0	0	2	1	1	0	0	-5		
23 Mostapha El Moutaouakil	25:29	3-11	0-3	1-0	1	5	6	4	9	16	2	1	0	0	1	-4		
11 Jamar Franklin	15:34	1-7	1-7	0-0	1	1	0	0	0	3	0	0	0	0	0	-5		
13 Emondrek Erkins-Ford	18:32	3-6	1-2	2-5	2	4	6	3	3	9	1	0	1	0	1	0		
7 Toby Nnadozie	18:30	2-5	0-0	2-2	3	1	4	1	6	0	2	1	0	0	0	0		
14 Connor Loy	01:32	0-0	0-0	0-0	0	0	0	0	0	0	0	1	0	0	0	2		
Team						0	4	4	0	0	0	0	0	0	0	0		
Totals		20-55	4-25	19-29	12	25	37	23	23	63	9	15	7	3	2	11		

Record: 4-3

NO. Name	Min	FG		3P		FT		Rebounds		Fouls		TP	AS	TO	ST	Blocks		+/-
		M/A	M/A	M/A	M/A	OR	DR	OR	DR	PF	FF					BS	BA	
13 Aly Toukara	F 19:01	4-6	0-0	0-0	1	3	4	5	1	8	0	4	1	1	0	12		
22 Jaxon Ellingsworth	F 23:57	4-10	2-4	4-5	2	5	7	3	5	14	1	1	3	0	1	16		
0 Chandler Jackson	G 28:49	2-5	0-1	7-8	0	2	2	3	6	11	5	3	3	0	0	11		
3 Royal Blue Smith	G 16:16	1-6	1-4	1-4	0	2	2	1	3	4	0	0	1	0	1	10		
5 Christian Harmon	G 31:12	5-9	4-7	7-8	2	1	3	2	5	21	3	3	2	0	1	16		
1 Matt Hayman	23:34	2-9	1-7	2-2	0	7	7	2	1	7	3	0	0	0	0	-6		





# 2025-26 GAME NOTES

# 13

## ARKANSAS STATE SOUTHERN MISS

DEC. 20, 2025 // HATTIESBURG, MISS. // REED GREEN COLISEUM

# 93 86



Official Basketball Box Score - Final  
Arkansas St. at Southern Miss.  
12/20/25 Reed Green Coliseum, Hattiesburg  
2025-26 Men's Basketball

Game Time: 3:30 PM  
Game Duration: 2:11  
Attendance: 2,827

Officials: Will Howard, Shaun Seales, Hunter Allen

Arkansas St. - 93

Record: 9-4 (2-0)

NO. Name	Min	FG	3P	FT	Rebounds	Fouls	TP	AS	TO	ST	Blocks	+/-					
		M/A	M/A	M/A	OR DR TOT	PF	FD				BS BA						
10 Chudi Dioramma	F	18:00	3-4	0-0	3	3	6	4	1	6	0	0	1	5			
22 Jaxon Ellingsworth	F	30:28	6-11	1-3	3-4	2	6	1	2	16	2	0	2	0	11		
0 Chandler Jackson	G	27:00	4-6	1-2	9-12	0	3	3	8	18	2	3	1	0	12		
1 Matt Hayman	G	16:34	1-5	1-4	2-2	0	0	1	1	5	0	0	0	0	-12		
21 Freedy-Salam Sylla	G	14:06	2-6	1-2	0-0	1	2	3	1	0	5	0	1	1	0	-8	
3 Royal Blue Smith	G	16:12	3-6	2-4	2-4	0	1	1	2	2	10	0	2	1	0	6	
12 Jalen Hampton	F	25:08	6-12	0-1	3-3	4	3	7	2	3	15	1	1	1	2	0	8
2 TJ Caldwell	F	21:23	1-4	0-2	2-2	0	2	2	1	1	4	1	2	2	0	-2	
5 Christian Harmon	F	27:02	3-7	2-4	6-6	1	4	5	1	4	14	5	0	0	1	18	
13 Aly Toukara	G	04:08	0-2	0-0	0-0	0	0	0	0	0	0	0	0	1	0	-3	
Team																	
Totals		29-63	9-22	27-33	16	21	37	19	22	93	11	9	3	2	7		

Shooting By Period

1st FG% 13-29 44.8%

3PT% 6-12 50.0%

FT% 7-10 70%

2nd FG% 16-34 47.1%

3PT% 2-10 20.0%

FT% 20-23 87%

GM FG% 29-63 46.0%

FT% 8-22 36.4%

FT% 27-33 81.8%

Dead Ball Rebounds: 3, 0

Southern Miss. - 86

Record: 7-6 (1-1)

NO. Name	Min	FG	3P	FT	Rebounds	Fouls	TP	AS	TO	ST	Blocks	+/-					
		M/A	M/A	M/A	OR DR TOT	PF	FD				BS BA						
4 Tylik Weeks	F	33:46	7-13	0-1	11-12	0	5	5	7	25	1	3	0	0	1	-4	
15 Djahi Binet	F	21:59	2-3	0-0	3-4	2	4	6	2	3	7	3	0	1	0	-7	
0 Israel Hart	G	19:52	0-1	0-1	2-2	0	0	0	1	2	3	4	1	1	0	9	
1 Curt Lewis	G	32:34	4-9	4-6	0-0	2	2	2	1	12	1	0	1	0	1	-2	
13 Dylan Brumfield	G	23:16	5-9	0-1	1-1	0	1	5	1	11	0	3	0	0	0	1	
2 Brewer Carruth	F	25:10	5-10	2-4	4-4	2	6	2	2	16	2	0	1	0	1	-5	
3 Chante Tramble	F	17:25	3-5	1-3	0-0	2	2	1	0	7	0	0	0	0	0	-17	
22 Tegra Izzy	F	10:54	1-3	0-0	4-4	2	3	4	4	6	1	1	0	1	0	1	
7 Fallou Diagne	G	02:33	0-0	0-0	0-0	0	0	0	1	0	0	0	0	0	0	1	
6 Robert Cowherd	05:04	0-1	0-0	0-0	0	0	0	0	0	0	0	0	0	0	0	-11	
11 EJ Paymon	04:10	0-2	0-0	0-0	0	0	0	0	0	0	0	0	1	0	-1		
9 Dalyn Brandon	00:18	0-0	0-0	0-0	0	0	0	0	0	0	0	0	0	0	0	0	
Team																	
Totals		27-56	7-16	25-27	8	21	29	22	19	96	11	11	5	2	3	-7	

Shooting By Period

1st FG% 9-26 34.6%

3PT% 3-9 33.3%

FT% 11-12 91.7%

2nd FG% 18-30 60.0%

3PT% 4-7 57.1%

FT% 14-15 93.3%

GM FG% 27-56 48.2%

FT% 25-27 92.6%

Dead Ball Rebounds: 2, 0

Biggest lead 13 (1st 16:34)

Best Scoring Run 10 (1st 4:44)

Lead Changes 5

Times Tied 7

Time with Lead 24:03

Points from Turnovers 42

Points 30

Second Chance 26

Fast Breaks 14

Bench 43

ASU 39 54 93

USM 32 54 86

# 14

## ARKANSAS TECH ARKANSAS STATE

DEC. 30, 2025 // JONESBORO, ARK. // FIRST NATIONAL BANK ARENA

# 63 107



Official Basketball Box Score - Final  
Arkansas Tech at Arkansas State  
12/30/25 First National Bank Arena, Jonesboro, Ark.  
2025-26 Men's Basketball

Game Time: 7:00 PM  
Game Duration: 2:07  
Attendance: 3,978

Officials: Luke Chittum, Nathan Bemis, Byron Evans

Arkansas Tech - 63

Record: 4-7

NO. Name	Min	FG	3P	FT	Rebounds	Fouls	TP	AS	TO	ST	Blocks	+/-					
		M/A	M/A	M/A	OR DR TOT	PF	FD				BS BA						
34 Aiden Underdown	F	23:57	1-3	0-0	0-2	3	6	3	1	2	4	1	0	0	-17		
4 David Elliott IV	G	30:49	8-13	3-6	0-2	0	2	2	2	2	19	3	6	5	0	-31	
2 Brody Emberton	F	27:14	3-6	1-2	2-2	3	2	5	2	2	9	1	1	1	0	-28	
3 Devin Foster	F	28:08	0-5	0-3	1-2	0	3	3	3	1	1	3	1	0	0	-30	
13 Sam Bradford	F	14:39	4-8	0-2	1-1	1	4	5	2	4	9	0	3	0	0	-20	
32 Connor Davis	F	17:26	2-5	1-4	0-0	1	0	1	3	1	5	2	4	0	0	-31	
21 Brian Kitenge	F	11:23	2-2	0-0	3-5	1	3	4	2	4	7	0	1	0	1	-15	
5 Donyae May	F	12:17	0-1	0-1	0-0	0	0	0	1	2	0	2	4	1	0	-19	
1 Reggie Reinhardt	F	09:38	2-4	2-4	0-0	1	0	1	1	1	6	0	2	0	0	-14	
12 Damon Augustus	F	15:41	2-4	1-1	0-2	1	1	2	0	1	5	0	1	1	0	-13	
11 Jaylyn Williams	F	04:38	0-1	0-0	0-0	0	1	1	1	0	0	0	0	0	0	-2	
22 Bryce Beavers	F	03:22	0-0	0-0	0-0	0	1	1	0	0	0	0	0	0	0	1	
25 Lane Turner	F	00:50	0-0	0-0	0-0	0	0	0	0	0	0	0	0	0	0	-1	
Team																	
Totals		24-52	8-23	7-16	12	22	34	20	19	63	15	27	11	1	0	-44	

Shooting By Period

1st FG% 10-29 34.5%

3PT% 4-14 28.6%

FT% 1-5 20%

2nd FG% 14-23 60.9%

3PT% 4-9 44.4%

FT% 6-11 54.5%

GM FG% 24-52 46.2%

FT% 8-23 34.8%

FT% 7-16 43.8%

Dead Ball Rebounds: 4, 0

Arkansas State - 107

Record: 10-4

NO. Name	Min	FG	3P	FT	Rebounds	Fouls	TP	AS	TO	ST	Blocks	+/-					
		M/A	M/A	M/A	OR DR TOT	PF	FD				BS BA						
22 Jaxon Ellingsworth	F	21:47	4-4	2-2	2-3	2	3	5	2	12	2	3	1	0	0	24	
0 Chandler Jackson	G	16:06	1-3	1-3	0-0	0	2	2	0	0	3	4	1	0	0	14	
5 Christian Harmon	G	19:58	4-9	3-8	2-2	1	2	3	2	1	13	6	1	3	0	25	
12 Jalen Hampton	G	18:54	4-5	0-1	0-1	1	4	5	2	3	8	0	0	0	1	15	
21 Freedy-Salam Sylla	G	21:51	4-10	1-6	0-0	1	1	2	3	2	9	0	2	2	0	27	
1 Matt Hayman	F	19:53	5-10	4-7	3-4	1	1	2	3	2	17	4	1	3	0	21	
3 Royal Blue Smith	F	20:08	3-6	2-4	3-4	0	3	2	2	2	11	3	0	1	0	12	
2 TJ Caldwell	F	24:36	5-7	3-5	4-4	1	2	3	1	2	17	1	3	1	0	31	
13 Aly Toukara	F	21:06	2-2	0-0	0-0	1	2	3	4	1	4	2	1	3	0	29	
20 Joey Chammaa	F	15:35	3-6	1-2	6-6	0	0	0	1	3	13	2	0	3	0	22	
Team																	
Totals		35-62	17-38	20-24	9	21	30	19	19	107	24	17	0	1	4	44	

Shooting By Period

1st FG% 16-29 55.2%

3PT% 8-19 42.1%

FT% 11-12 91.7%

2nd FG% 19-33 57.6%

3PT% 9-19 47.4%

FT% 9-12 75%

GM FG% 35-62 56.5%

FT% 17-38 44.7%

FT% 20-24 83.3%

Dead Ball Rebounds: 0, 0

Biggest lead 3 (1st 16:22)

Best Scoring Run 4 (1st 17:21)

Lead Changes 4

Times Tied 2

Time with Lead 01:54

Points from Turnovers 47

Points 37

Second Chance 6

Fast Breaks 13

Bench 23

ATU 47 28 36

ASU 31 28 63

# 15

## JAMES MADISON ARKANSAS STATE

JAN. 3, 2026 // JONESBORO, ARK. // FIRST NATIONAL BANK ARENA

# 78 74



Official Basketball Box Score - Final  
James Madison at Arkansas State  
01/03/26 First National Bank Arena, Jonesboro  
2025-26 Men's Basketball

Game Time: 2:00 PM  
Game Duration: 2:11  
Attendance: 4,017

Officials: Sidney Cohen, Michael Swoboda, Dorcia Carter

James Madison - 78

Record: 8-7 (1-3)

NO. Name	Min	FG	3P	FT	Rebounds	Fouls	TP	AS	TO	ST	Blocks	+/-					
		M/A	M/A	M/A	OR DR TOT	PF	FD				BS BA						
3 Eddie Ricks III	F	26:46	0-3	0-2	0-2	2	4	1	0	0	1	0	1	0	-7		
21 Justin McBride	F	32:14	7-13	2-4	5-7	0	7	7	3	5	21	4	1	0	1	11	
33 Gabe Newhof	F	19:59	7-9	0-0	1-2	3	2	5	1	2	15	1	1	0	1	2	
2 Bradley Douglas	G	21:34	1-5	1-2	0-0	2	2	5	0	3	3	6	0	0	1	-14	
10 Cliff Davis	G	35:00	7-12	5-7	5-5	1	1	2	2	3	24	1	0	2	0	1	
0 Christian Brown	G	07:58	0-0	0-0	1-2	0	3	3	2	1	1	3	0	2	0	0	
25 Eli Wilborn	F	13:00	3-3	0-0	0-2	1	3	4	2	6	0	0	0	0	0	7	
13 Preston Fowler	F	16:40	1-3	0-2	0-2	0	4	2	1	4	0	0	0	0	0	7	
23 Ike Cornish	F	08:23	0-0	0-0	2-4	0	3	3	0	2	2	0	1	0	0	2	
12 Kose Egbule	F	18:26	1-3	0-0	0-2	2	2	1	2	0	0	1	0	1	0	18	
Team																	
Totals		27-51	8-17	16-26	7	31	38	23	18	78	11	15	5	2	4		

Shooting By Period

1st FG% 16-30 53.3%

3PT% 5-9 55.6%

FT% 2-2 100%

2nd FG% 11-21 52.4%

3PT% 3-8 37.5%

FT% 14-24 58.3%

GM FG% 27-51 52.9%

FT% 8-17 47.1%

FT% 16-26 61.5%

Dead Ball Rebounds: 5, 0

Arkansas State - 74

Record: 10-5 (2-1)

NO. Name	Min	FG	3P	FT	Rebounds	Fouls	TP	AS	TO	ST
----------	-----	----	----	----	----------	-------	----	----	----	----

# 17 TEXAS STATE

## ARKANSAS STATE

JAN. 10, 2026 // JONESBORO, ARK. // FIRST NATIONAL BANK ARENA

82  
83

Official Basketball Box Score - Final  
**Texas State at Arkansas State**  
 01/10/26 First National Bank Arena, Jonesboro, Ark.  
 2025-26 Men's Basketball  
 Game Time: 2:00 PM  
 Game Duration: 2:17  
 Attendance: 4,059  
 Officials: Nathan Bemis, Chris King, Andrew Casas

Texas State - 82													Record: 9-9 (2-4)												
NO.	Name	Min	FG	3P	FT	Rebounds	Fouls	TP	AS	TO	ST	Blocks	+/-	Shooting By Period											
			M/A	M/A	M/A	OR DR TOT	PF	FD				BS	BA	1st	2nd	3rd									
0	DJ Hall	F 35:35	7-12	0-0	2-2	2 10 12	4	1	16	3	4	2	0	0	-3	1st FG% 16-32 50.0%									
24	Tay Knox	F 13:26	2-2	0-0	1-1	0 1 1	2	1	5	0	1	0	0	-10	3PT% 0-3 0.0%										
4	Mark Orne	G 12:06	0-6	0-1	0-0	1 1 2	1	1	0	1	1	0	1	-7	2nd FG% 16-29 55.2%										
9	Kyndal Davis	G 29:30	4-10	0-4	2-2	2 4 6	2	3	10	3	2	2	0	-3	3PT% 2-8 25.0%										
11	Kaden Gumbs	G 15:18	2-3	0-0	0-0	2 2 4	0	4	4	0	3	1	0	-14	FT% 11-14 78.6%										
5	Jalen Bolden	G 15:18	4-6	1-1	3-4	0 1 1	2	3	12	0	3	4	0	0	7	GM FG% 32-61 52.5%									
2	Franck Em mou	26:22	4-9	0-3	4-4	0 0 0	1	3	12	4	0	0	0	12	FT% 2-11 18.2%										
3	Robert Fields	08:53	2-4	0-0	2-4	1 1 2	2	4	6	1	0	0	0	7	FT% 16-19 84.2%										
10	Jaelyn Lee	10:16	3-4	1-2	0-0	1 0 1	1	3	7	0	1	0	0	4	Dead Ball Rebounds: 0, 1										
Team						0 1 1	0	0	0	0	0	0	0												
Totals			32-61	2-11	16-19	8 24 32	24	21	92	11	16	11	0	1	-1										

Arkansas State - 83													Record: 12-5 (4-1)												
NO.	Name	Min	FG	3P	FT	Rebounds	Fouls	TP	AS	TO	ST	Blocks	+/-	Shooting By Period											
			M/A	M/A	M/A	OR DR TOT	PF	FD				BS	BA	1st	2nd	3rd									
10	Chudi Dioramma	F 20:03	1-3	0-0	0-0	3 2 5	2	0	2	0	2	0	1	0	-3	1st FG% 15-35 42.9%									
0	Chandler Jackson	G 25:33	3-8	1-3	9-11	1 1 2	3	6	16	4	1	3	0	0	3	3PT% 3-12 25.0%									
1	Matt Hayman	G 25:39	6-14	2-6	0-0	1 0 1	1	1	14	2	3	3	0	0	2	FT% 10-12 83.3%									
5	Christian Harmon	G 23:28	3-8	1-5	2-2	1 1 3	0	2	9	2	3	2	0	0	-1	2nd FG% 11-29 37.9%									
12	Jalen Hampton	G 27:46	5-8	0-2	1-1	4 8 12	1	2	11	1	2	3	0	0	2	3PT% 3-12 25.0%									
20	Joey Chammas	18:10	3-5	1-1	4-4	2 1 3	2	2	11	1	0	1	0	0	4	FT% 15-20 75%									
13	Aly Tounkara	08:18	1-1	0-0	0-0	1 2 3	2	0	2	1	0	1	0	0	-3	GM FG% 26-64 40.6%									
22	Jaxon Ellingsworth	18:17	2-6	0-3	0-0	4 5 9	5	7	10	3	1	0	0	4	3PT% 6-24 25.0%										
2	TJ Caldwell	13:34	1-3	0-2	1-2	3 2 5	2	5	1	1	0	0	0	1	1	FT% 25-32 78.1%									
3	Royal Blue Smith	14:30	1-2	0-1	1-3	0 1 1	1	2	3	2	0	1	0	-4	Dead Ball Rebounds: 1, 0										
21	Fredy-Salam Sylla	04:43	0-1	0-0	0-0	1 1 2	0	0	1	0	0	0	0	0	0										
Team						0 0 0	0	0	0	0	0	0	0												
Totals			26-64	6-24	25-32	19 24 43	21	24	83	16	17	11	1	0	1										

Biggest lead		TXST		ASU		Points from Turnovers		TXST		ASU		Period by Period Scoring	
Biggest lead	0 (1 <sup>st</sup> 20:00)	10 (1 <sup>st</sup> 9:21)	Turnovers	23	26	1st	2nd	3rd	4th	OT	TOT	ASU	36
Best Scoring Run	6 (1 <sup>st</sup> 0:16)	6 (1 <sup>st</sup> 9:21)	Paint	46	38	ASU	43	40	83	USA	32	49	
Lead Changes	0	5	Second Chance	15	12	ASU	37	45	82	ASU	36	45	
Times Tied	0	5	Fast Breaks	8	7	ASU	43	40	83	ASU	36	45	
Time with Lead	00:00	37:46	Bench	47	31	ASU	43	40	83	ASU	36	45	

# 18 ARKANSAS STATE

## SOUTH ALABAMA

JAN. 15, 2026 // MOBILE, ALA. // THE MITCHELL CENTER

87  
91

Official Basketball Box Score - Final  
**Arkansas St. at South Alabama**  
 01/15/26 Mitchell Center, Mobile  
 2025-26 Men's Basketball  
 Game Time: 7:00 PM  
 Game Duration: 2:10  
 Attendance: 2,480  
 Officials: Courtney Green, Byron Jarrett, Keith Kinsle

Arkansas St. - 87													Record: 12-6 (4-2)												
NO.	Name	Min	FG	3P	FT	Rebounds	Fouls	TP	AS	TO	ST	Blocks	+/-	Shooting By Period											
			M/A	M/A	M/A	OR DR TOT	PF	FD				BS	BA	1st	2nd	3rd									
10	Chudi Dioramma	F 19:51	4-5	0-0	1-2	1 2 3	1	1	9	1	0	0	0	-7	1st FG% 15-32 46.9%										
0	Chandler Jackson	G 28:02	2-4	0-0	2-2	2 4 6	3	1	6	4	5	1	0	0	-9	3PT% 0-0 0%									
1	Matt Hayman	G 27:56	5-11	3-9	2-2	0 3 3	2	15	4	4	0	0	0	-6	2nd FG% 13-31 41.9%										
5	Christian Harmon	G 23:44	2-9	1-8	0-0	0 4 4	1	0	5	5	1	0	0	9	3PT% 1-19 36.8%										
12	Jalen Hampton	G 17:44	0-2	0-0	2-2	2 2 4	0	1	2	2	0	0	0	-23	FT% 7-15 80.0%										
20	Joey Chammas	13:06	0-6	0-6	4-5	0 0 0	0	2	4	1	2	1	0	-14	OT FG% 3-9 33.3%										
3	Royal Blue Smith	16:14	6-14	6-13	0-0	1 3 4	4	1	18	3	2	1	0	0	2	3PT% 0-6 0.0%									
22	Jaxon Ellingsworth	30:45	8-14	1-3	1-1	6 7 13	2	3	18	0	1	0	0	11	FT% 0-0 0%										
2	TJ Caldwell	17:01	2-5	2-5	0-0	0 3 3	1	1	6	0	1	0	0	3	GM FG% 31-72 43.1%										
13	Aly Tounkara	20:42	2-2	0-0	0-1	1 6 7	5	1	4	0	0	0	0	14	3PT% 13-44 29.5%										
Team						3 1 4	0	0	0	0	0	0	0												
Totals			31-72	13-44	12-15	16 35 51	20	13	87	20	19	3	1	2	-4										

South Alabama - 91													Record: 13-5 (4-2)												
NO.	Name	Min	FG	3P	FT	Rebounds	Fouls	TP	AS	TO	ST	Blocks	+/-	Shooting By Period											
			M/A	M/A	M/A	OR DR TOT	PF	FD				BS	BA	1st	2nd	3rd									
12	Adam Olsen	F 40:05	4-12	2-7	4-6	0 4 4	1	4	14	0	1	1	0	0	8	1st FG% 13-31 41.9%									
1	Jayden Cooper	G 37:41	3-12	1-8	4-6	0 2 2	2	4	11	1	0	2	0	0	5	3PT% 3-10 30.0%									
2	Chaze Harris	G 40:04	14-25	0-4	10-15	2 4 6	3	9	38	5	2	3	0	0	10	FT% 3-4 75%									
4	Hantz Louis Jeune	G 34:14	4-7	2-5	0-0	2 2 2	2	1	10	0	0	0	0	10	2nd FG% 17-34 50.0%										
34	Randy Brady	G 27:07	1-2	1-1	2-2	1 8 9	1	1	5	3	0	1	1	-2	3PT% 3-15 20.0%										
3	Stephen Williams	16:29	3-4	0-0	1-1	1 4 5	1	1	7	1	0	0	0	3	FT% 12-16 75%										
6	JJ Wheat	13:34	2-3	0-0	0-0	1 0 1	1	0	2	1	3	0	0	-3	OT FG% 2-2 0.0%										
14	John Williams	15:46	1-4	0-2	0-0	0 2 2	0	2	0	2	0	0	0	-11	FT% 6-10 60%										
Team						1 1 2	0	0	1	0	0	0	0												
Totals			32-69	6-27	21-30	6 27 33	13	20	91	12	5	11	2	1	4										

Biggest lead		ASU		USA		Points from Turnovers		ASU		USA		Period by Period Scoring	
Biggest lead	6 (1 <sup>st</sup> 18:33)	9 (2 <sup>nd</sup> 12:53)	Turnovers	2	24	1st	2nd	3rd	4th	OT	TOT	ASU	36
Best Scoring Run	9 (1 <sup>st</sup> 7:32)	13 (2 <sup>nd</sup> 12:53)	Paint	34	50	ASU	36	45	87	USA	32	49	
Lead Changes	9	3	Second Chance	17	9	ASU	36	45	87	ASU	36	45	
Times Tied	13	10	Fast Breaks	10	15	ASU	36	45	87	ASU	36	45	
Time with Lead	19:51	17:11	Bench	50	13	ASU	36	45	87	ASU	36	45	

# 19 ARKANSAS STATE

## TROY

JAN. 17, 2026 // TROY, ALA. // TROJAN ARENA

74  
99

Official Basketball Box Score - Final  
**Arkansas St. at Troy**  
 01/17/26 Trojan Arena, Troy, Ala.  
 2025-26 Men's Basketball  
 Game Time: 3:32 PM  
 Game Duration: 1:56  
 Attendance: 3,321  
 Officials: Stephen Orkus Jr., Michael Husted, Antonio Dawkins

Arkansas St. - 74													Record: 12-7 (3-3)												
NO.	Name	Min	FG	3P	FT	Rebounds	Fouls	TP	AS	TO	ST	Blocks	+/-	Shooting By Period											
			M/A	M/A	M/A	OR DR TOT	PF	FD				BS	BA	1st	2nd	3rd									
10	Chudi Dioramma	F 15:51	1-1	0-0	2-2	0 1 1	2	1	4	0	0	0	0	-1	1st FG% 12-30 40.0%										
0	Chandler Jackson	G 24:22	1-6	0-1	2-3	0 0 0	1	2	4	4	0	1	0	-16	3PT% 4-12 33.3%										
1	Matt Hayman	G 22:33	4-10	2-6	0-0	2 1 3	1	1	10	5	2	1	0	1	0	FT% 7-9 77.8%									
5	Christian Harmon	G 25:13	5-8	4-6	0-0	0 1 1	3	14	1	0	0	0	0	-10	2nd FG% 14-31 45.2%										
12	Jalen Hampton	G 27:35	6-12	0-1	3-5	4 5 9	1	3	15	2	2	1	0	-12	3PT% 5-13 38.5%										
20	Joey Chammas	18:06	1-2	0-0	3-6	0 1 1	2	5	1	1	0	0	0	-20	GM FG% 26-61 42.6%										
22	Jaxon Ellingsworth	18:02	2-6	1-2	0-0	1 1 2	1	5	0	2	0	0	0	26	FT% 10-24 41.7%										
2	TJ Caldwell	18:06	6-12	3-6	2-2	0 1 1	1	17	1	1	0	0	0	-18	3PT% 12-22 54.5%										
3	Royal Blue Smith	14:17	0-3	0-2	0-2	0 1 1	1	2	0	1	1	0	0	-10	Dead Ball Rebounds: 4, 0										
13	Aly Tounkara	16:30	0-1	0-0	0-0	2 2 4	1	0																	



# 2025-26 GAME NOTES

# 21

## ARKANSAS STATE GEORGIA STATE

JAN. 24, 2026 // ATLANTA, GA. // GSU CONVOCATION CENTER

# 81 82



Official Basketball Box Score - Final  
Arkansas St. at Georgia St.  
01/24/26 GSU Convocation Center, Atlanta  
2025-26 Men's Basketball

Game Time: 2:00 PM  
Game Duration: 1:57  
Attendance: 2,078

Officials: Kevin Mathis, Hunter Allen, John Johnson

Arkansas St. - 81

Record: 13-8 (5-4)

NO. Name	Min	FG		3P		FT		Rebounds		Fouls		TP	AS	TO	ST	Blocks		+/-
		M-A	M-A	M-A	M-A	OR	DR	OR	DR	PF	FD					BS	BA	
13 Aly Tounkara	F 20:04	2-4	0-0	0-0	2-4	6-0	1-1	4-1	1-0	0-0	1-0	5						
0 Chandler Jackson	G 34:38	2-3	1-2	6-8	0-0	4-4	1-8	11-6	2-0	0-0	0-0	2						
1 Matt Hayman	G 24:15	5-11	1-5	3-3	0-0	3-4	4-2	14-2	2-0	0-0	0-0	6						
5 Christian Harmon	G 33:02	7-15	6-10	3-3	1-1	2-0	3-3	23-2	5-0	0-0	1-8							
12 Jalen Hampton	G 34:10	5-9	0-2	0-0	3-9	12-3	0-0	10-2	3-4	0-0	2-4							
20 Joey Chammaa	16:34	4-5	0-1	2-2	1-0	1-1	1-1	10-3	2-0	0-0	0-0	-10						
2 TJ Caldwell	08:27	0-0	0-0	2-2	0-0	0-0	4-0	2-0	0-0	1-0	0-0	-6						
3 Royal Blue Smith	04:12	0-2	0-2	0-0	0-1	1-1	1-0	0-0	0-0	0-0	0-0	-5						
10 Chudi Dioramma	10:33	2-3	0-0	1-1	2-2	4-1	1-1	5-0	0-0	0-0	0-0	-7						
22 Jaxon Ellingsworth	14:05	1-5	0-2	0-0	0-2	2-2	0-0	2-1	1-0	0-0	0-0	-2						
Team					3-0	3-0	0-0											
Totals	28:57	9:24	17:19	12:26	38	17	16	81	17	14	5	1	3	-1				

Major Fouls: NONE

Georgia St. - 82

Record: 9-12 (6-3)

NO. Name	Min	FG		3P		FT		Rebounds		Fouls		TP	AS	TO	ST	Blocks		+/-
		M-A	M-A	M-A	M-A	OR	DR	OR	DR	PF	FD					BS	BA	
2 James Cooper	F 05:55	0-0	0-0	0-0	0-0	0-0	0-0	3-0	0-0	0-0	0-0	-10						
12 Anthony Enoh	F 22:26	1-2	0-1	0-0	1-2	3-0	0-0	2-0	0-0	1-0	0-0	-5						
0 Micah Tucker	G 36:22	3-9	2-5	2-2	0-1	1-2	2-2	10-5	2-1	0-0	0-2							
10 Jelani Hamilton	G 38:29	12:21	6-11	8-10	0-0	3-3	3-8	38-1	3-4	1-0	2							
22 Malachi Brown	G 22:59	1-4	0-1	4-4	0-0	3-3	3-2	6-5	2-0	0-0	0-0	-12						
4 Trey Scott III	31:21	2-7	1-5	0-0	1-1	2-1	1-1	5-1	0-0	1-1	0-8							
6 Joan Chappelle	20:15	4-7	3-4	2-2	1-3	4-1	1-1	13-1	0-0	2-1	0-9							
20 Ayubus Berthe	03:54	1-1	0-0	0-0	0-0	0-0	1-0	2-0	0-0	0-0	0-4							
1 Jakai Newton	18:19	1-2	0-0	4-4	0-0	0-0	2-3	6-2	2-0	1-1	1-7							
Team					1-4	5-0	0-0											
Totals	25:53	12:27	20:22	4-17	21	16	17	82	15	7	10	3	1	1				

Major Fouls: NONE

	ASU	GSU
Biggest lead	15 (1 <sup>st</sup> 15:33)	5 (1 <sup>st</sup> 0:49)
Best Scoring Run	16 (1 <sup>st</sup> 15:33)	7 (1 <sup>st</sup> 12:26)
Lead Changes	17	2
Times Tied	12	0
Time with Lead	25:32	10:49

Points from	ASU	GSU
Turnovers	8	24
Paint	38	16
Second Chance	10	2
Fast Breaks	5	6
Bench	19	26

Period by Period Scoring	ASU	GSU
1st	36	45
2nd	45	81
TOT	38	44
TOT	82	82

# 22

## OLD DOMINION ARKANSAS STATE

JAN. 28, 2026 // JONESBORO, ARK. // FIRST NATIONAL BANK ARENA

# 75 71



Official Basketball Box Score - Final  
Old Dominion at Arkansas State  
01/28/26 First National Bank Arena, Jonesboro, Ark.  
2025-26 Men's Basketball

Game Time: 7:00 PM  
Game Duration: 2:11  
Attendance: 4,776

Officials: Luke Chittum, Trey Skyrns, Donta Carter

Old Dominion - 75

Record: 7-15 (4-6)

NO. Name	Min	FG		3P		FT		Rebounds		Fouls		TP	AS	TO	ST	Blocks		+/-
		M-A	M-A	M-A	M-A	OR	DR	OR	DR	PF	FD					BS	BA	
35 Caelum Swanton-Rodger	F 24:43	6-10	0-0	1-2	3-6	9-5	3-13	2-3	2-2	2-12								
0 Ketrion Shaw	G 34:17	6-12	0-0	4-4	0-0	5-5	2-2	16-5	2-0	0-0	2							
4 Robert Davis Jr.	G 33:30	2-10	2-9	0-0	0-0	0-0	1-0	6-0	2-1	0-0	12							
6 LJ Thomas	G 26:28	5-10	0-0	1-2	0-0	5-5	2-2	11-4	1-1	0-1	3							
23 Jordan Battle	G 32:18	5-8	5-8	5-6	0-0	2-2	1-5	20-6	1-0	0-0	6							
13 Jared Turner	19:12	1-4	1-4	0-0	0-0	3-3	2-1	3-1	0-1	0-0	0-3							
2 Zacch Wiggins	14:58	2-4	0-1	0-0	0-0	3-3	0-0	4-0	0-0	0-0	0-4							
7 Drew McKenna	09:14	1-4	0-1	0-0	0-0	2-2	2-0	2-1	0-0	0-0	0-11							
3 Scottie Hubbard	04:07	0-0	0-0	0-0	0-1	1-1	1-0	0-0	0-0	0-0	0-2							
8 Donovan Raymond	01:13	0-0	0-0	0-0	0-0	0-0	1-0	0-0	0-0	0-0	0-3							
Team					2-1	3-0	0-0											
Totals	28:62	9:23	11:14	5-28	33	17	14	75	19	9	7	2	3	4				

Major Fouls: NONE

Arkansas State - 71

Record: 13-9 (5-5)

NO. Name	Min	FG		3P		FT		Rebounds		Fouls		TP	AS	TO	ST	Blocks		+/-
		M-A	M-A	M-A	M-A	OR	DR	OR	DR	PF	FD					BS	BA	
13 Aly Tounkara	F 22:08	0-2	0-0	0-0	0-0	2-0	2-0	2-0	0-1	0-0	0-13							
0 Chandler Jackson	G 26:11	2-7	1-2	1-2	1-2	3-3	3-4	6-8	1-3	0-2	-1							
1 Matt Hayman	G 19:28	3-10	1-6	0-0	0-0	3-3	1-1	7-2	2-1	1-0	0-5							
5 Christian Harmon	G 33:31	6-13	4-9	4-6	3-4	7-1	3-3	20-2	3-1	0-0	-6							
12 Jalen Hampton	G 31:35	5-9	0-3	2-2	2-0	12-2	2-12	2-2	2-1	0-0	-2							
20 Joey Chammaa	11:21	2-4	1-3	0-0	1-0	1-0	2-5	1-2	2-0	0-0	-2							
2 TJ Caldwell	26:15	5-8	3-5	1-2	0-1	1-1	3-1	14-0	1-0	1-0	5							
22 Jaxon Ellingsworth	16:46	0-5	0-2	2-2	2-7	9-1	1-2	0-3	0-0	0-2								
3 Royal Blue Smith	03:14	1-1	0-0	0-0	0-0	1-1	1-0	2-0	1-1	0-0	2							
10 Chudi Dioramma	09:31	1-1	0-0	1-3	0-0	2-2	0-3	3-0	0-0	0-0	7							
Team					0-1	1-0	0-0											
Totals	25:60	10:30	11:17	11-31	42	14	17	71	16	15	9	3	2	-4				

Major Fouls: NONE

	ODU	ASU
Biggest lead	10 (2 <sup>nd</sup> 9:50)	1 (1 <sup>st</sup> 9:49)
Best Scoring Run	7 (1 <sup>st</sup> 4:24)	8 (1 <sup>st</sup> 1:27)
Lead Changes	2	0
Times Tied	2	0
Time with Lead	38:31	00:15

Points from	ODU	ASU
Turnovers	8	10
Paint	32	30
Second Chance	9	10
Fast Breaks	4	10
Bench	9	26

Period by Period Scoring	ODU	ASU
1st	38	37
2nd	37	75
TOT	33	38
TOT	71	71

# 23

## MARSHALL ARKANSAS STATE

JAN. 31, 2026 // JONESBORO, ARK. // FIRST NATIONAL BANK ARENA

# 70 61



Official Basketball Box Score - Final  
Marshall at Arkansas State  
01/31/26 First National Bank Arena, Jonesboro, Ark.  
2025-26 Men's Basketball

Game Time: 2:00 PM  
Game Duration: 1:57  
Attendance: 3,832

Officials: Stephen Orkus Jr., Matt Jarman, Eric Lowe

Marshall - 70

Record: 14-8 (6-4)

NO. Name	Min	FG		3P		FT		Rebounds		Fouls		TP	AS	TO	ST	Blocks		+/-
		M-A	M-A	M-A	M-A	OR	DR	OR	DR	PF	FD					BS	BA	
2 Wyatt Fricks	F 13:54	3-4	0-1	0-0	1-1	2-2	5-0	6-1	0-1	0-0	0-8							
13 Matt Van Komen	G 29:11	3-6	0-0	0-0	1-7	8-3	1-6	3-3	0-3	0-0	5							
5 Noah Otshudi	G 31:05	5-12	0-0	2-2	0-4	4-3	12-2	1-2	0-0	0-9								



## 2025-26 Arkansas St. Men's Basketball Combined Team Statistics All games

### Game Records

Record	Overall	Home	Away	Neutral
ALL GAMES	13-10	7-3	6-7	0-0
CONFERENCE	5-6	2-3	3-3	0-0
NON-CONFERENCE	8-4	5-0	3-4	0-0

### Score by Periods

Team	1st	2nd	OT	TOT
Arkansas St.	877	977	21	1875
Opponents	841	950	20	1811

### Team Box Score

No.	Player	Total					3-Point		F-Throw		Rebounds				Other							
		GP-GS	MIN	AVG	FG-FGA	FG%	3FG-3FGA	3FG%	FT-FTA	FT%	OFF	DEF	TOT	AVG	PF	DQ	A	TO	BLK	STL	PTS	AVG
1	HAYMAN, Matt	22-13	503:03	22.9	98-236	.415	39-127	.307	29-32	.906	19	48	67	3.0	53	1	54	38	3	25	264	12.0
5	HARMON, Christian	23-19	606:18	26.4	82-217	.378	51-158	.323	53-63	.841	29	55	84	3.7	31	0	59	45	1	23	268	11.7
22	ELLINGSWORTH, Jaxon	23-13	545:41	23.7	80-171	.468	25-71	.352	49-62	.790	45	83	128	5.6	59	3	16	34	4	22	234	10.2
20	CHAMMAA, Joey	12-1	207:29	17.3	29-62	.468	11-31	.355	52-63	.825	6	12	18	1.5	13	0	17	16	0	14	121	10.1
0	JACKSON, Chandler	23-21	611:48	26.6	70-155	.452	12-47	.255	79-104	.760	28	47	75	3.3	46	0	98	45	0	26	231	10.0
2	CALDWELL, TJ	23-6	469:30	20.4	67-177	.379	29-91	.319	51-61	.836	19	43	62	2.7	46	2	19	33	6	12	214	9.3
12	HAMPTON, Jalen	21-13	522:53	24.9	66-112	.589	4-18	.222	30-38	.789	44	127	171	8.1	38	0	35	36	10	23	166	7.9
3	SMITH, Royal Blue	22-3	317:54	14.5	46-103	.447	25-66	.379	17-32	.531	10	29	39	1.8	36	0	23	24	1	17	134	6.1
10	DIORAMMA, Chudi	21-8	330:32	15.7	41-80	.513	0-0	.000	28-40	.700	29	53	82	3.9	40	1	12	16	9	2	110	5.2
21	SYLLA, Fredy-Salam	15-6	180:44	12.0	27-60	.450	8-28	.286	8-14	.571	13	19	32	2.1	14	0	4	10	0	5	70	4.7
13	TOUNKARA, Aly	23-12	354:08	15.4	28-49	.571	0-0	.000	7-21	.333	32	61	93	4.0	54	3	15	21	19	9	63	2.7
Team											42	21	63					9				
<b>Total</b>		<b>23</b>	<b>4650</b>		<b>634-1422</b>	<b>.446</b>	<b>204-637</b>	<b>.320</b>	<b>403-530</b>	<b>.760</b>	<b>316</b>	<b>598</b>	<b>914</b>	<b>39.7</b>	<b>430</b>	<b>10</b>	<b>352</b>	<b>327</b>	<b>53</b>	<b>178</b>	<b>1875</b>	<b>81.5</b>
<b>Opponents</b>		<b>23</b>	<b>4650</b>		<b>637-1392</b>	<b>.458</b>	<b>170-526</b>	<b>.323</b>	<b>367-518</b>	<b>.708</b>	<b>228</b>	<b>539</b>	<b>767</b>	<b>33.3</b>	<b>438</b>	<b>12</b>	<b>317</b>	<b>268</b>	<b>79</b>	<b>203</b>	<b>1811</b>	<b>78.7</b>

### Team Statistics

	ASU	OPP
<b>Scoring</b>	<b>1875</b>	<b>1811</b>
Points per game	81.5	78.7
Scoring margin	+2.8	-
<b>Field goals-att</b>	<b>634-1422</b>	<b>637-1392</b>
Field goal pct	.446	.458
<b>3 point fg-att</b>	<b>204-637</b>	<b>170-526</b>
3-point FG pct	.320	.323
3-pt FG made per game	8.9	7.4
<b>Free throws-att</b>	<b>403-530</b>	<b>367-518</b>
Free throw pct	.760	.708
F-Throws made per game	17.5	16.0
<b>Rebounds</b>	<b>914</b>	<b>767</b>
Rebounds per game	39.7	33.3
Rebounding margin	+6.4	-
<b>Assists</b>	<b>352</b>	<b>317</b>
Assists per game	15.3	13.8
<b>Turnovers</b>	<b>327</b>	<b>268</b>
Turnovers per game	14.2	11.7
Turnover margin	-2.6	-
Assist/turnover ratio	1.1	1.2
<b>Steals</b>	<b>178</b>	<b>203</b>
Steals per game	7.7	8.8
<b>Blocks</b>	<b>53</b>	<b>79</b>
Blocks per game	2.3	3.4
<b>Winning streak</b>	<b>0</b>	<b>-</b>
Home win streak	0	-
<b>Attendance</b>	<b>37353</b>	<b>35659</b>
Home games-Avg/Game	10-3735	13-2743
Neutral site-Avg/Game	-	0-0

### Team Results

Date	Opponent	Score	Att.
11/03/2025	at Ohio	W 89-85	5545
11/07/2025	at SFA	L 65-90	1923
11/11/2025	at Missouri St.	W 86-85	2201
11/15/2025	Christian Brothers	W 95-67	3182
11/19/2025	at Saint Mary's (CA)	L 72-85	3087
11/21/2025	at SMU	L 69-100	4502
11/24/2025	Jacksonville St.	W 74-63	3071
11/28/2025	North Dakota St.	Wot 85-80	3167
12/02/2025	UT Arlington	W 83-63	3389
12/06/2025	at Little Rock	W 90-78	2691
12/13/2025	at Rice	L 76-77	1125
12/17/2025	at Texas St.	W 89-70	1203
12/20/2025	at Southern Miss.	W 93-86	2827
12/30/2025	Arkansas Tech	W 107-63	3978
01/03/2026	James Madison	L 74-78	4017
01/07/2026	Troy	W 86-74	3782
01/10/2026	Texas St.	W 83-82	4059
01/15/2026	at South Alabama	Lot 87-91	2480
01/17/2026	at Troy	L 74-99	3321
01/22/2026	at Ga. Southern	W 85-68	2676
01/24/2026	at Georgia St.	L 81-82	2078
01/28/2026	Old Dominion	L 71-75	4776
01/31/2026	Marshall	L 61-70	3932



2025-26 Arkansas St. Men's Basketball  
Combined Team Statistics  
In Conference games

Game Records

Record	Overall	Home	Away	Neutral
ALL GAMES	5-6	2-3	3-3	0-0
CONFERENCE	5-6	2-3	3-3	0-0
NON-CONFERENCE	0-0	0-0	0-0	0-0

Score by Periods

Team	1st	2nd	OT	TOT
Arkansas St.	419	459	6	884
Opponents	400	465	10	875

Team Box Score

No.	Player	Total			3-Point			F-Throw		Rebounds				Other								
		GP-GS	MIN	AVG	FG-FGA	FG%	3FG-3FGA	3FG%	FT-FTA	FT%	OFF	DEF	TOT	AVG	PF	DQ	A	TO	BLK	STL	PTS	AVG
5	HARMON, Christian	11-9	298:23	27.1	46-108	.426	33-79	.418	33-38	.868	14	25	39	3.5	15	0	30	23	0	7	158	14.4
1	HAYMAN, Matt	10-9	242:17	24.2	49-118	.415	21-64	.328	13-15	.867	10	19	29	2.9	21	0	24	16	2	10	132	13.2
0	JACKSON, Chandler	11-11	302:37	27.5	31-70	.443	7-24	.292	40-57	.702	15	22	37	3.4	24	0	49	21	0	15	109	9.9
22	ELLINGSWORTH, Jaxon	11-3	242:14	22.0	37-82	.451	11-33	.333	19-23	.826	24	37	61	5.5	27	2	4	17	2	8	104	9.5
12	HAMPTON, Jalen	11-9	296:33	27.0	39-72	.542	1-11	.091	19-23	.826	28	74	102	9.3	20	0	19	24	7	14	98	8.9
20	CHAMMAA, Joey	9-1	140:25	15.6	18-40	.450	4-19	.211	30-37	.811	6	8	14	1.6	7	0	14	11	0	7	70	7.8
2	CALDWELL, TJ	11-0	187:04	17.0	21-71	.296	13-42	.310	17-22	.773	3	18	21	1.9	17	0	7	11	2	7	72	6.5
10	DIORAMMA, Chudi	10-6	146:15	14.6	20-32	.625	0-0	.000	12-19	.632	13	25	38	3.8	19	1	6	5	5	1	52	5.2
3	SMITH, Royal Blue	10-0	125:48	12.6	14-38	.368	11-30	.367	4-11	.364	1	12	13	1.3	17	0	9	9	0	7	43	4.3
21	SYLLA, Fredy-Salam	7-3	68:31	9.8	10-20	.500	3-8	.375	4-8	.500	7	9	16	2.3	6	0	3	5	0	2	27	3.9
13	TOUNKARA, Aly	11-4	174:53	15.9	9-24	.375	0-0	.000	1-9	.111	18	31	49	4.5	22	1	9	8	10	1	19	1.7
Team											21	6	27					5				
<b>Total</b>		<b>11</b>	<b>2225</b>		<b>294-675</b>	<b>.436</b>	<b>104-310</b>	<b>.335</b>	<b>192-262</b>	<b>.733</b>	<b>160</b>	<b>286</b>	<b>446</b>	<b>40.5</b>	<b>195</b>	<b>4</b>	<b>174</b>	<b>155</b>	<b>28</b>	<b>79</b>	<b>884</b>	<b>80.4</b>
<b>Opponents</b>		<b>11</b>	<b>2225</b>		<b>306-661</b>	<b>.463</b>	<b>80-245</b>	<b>.327</b>	<b>183-236</b>	<b>.775</b>	<b>94</b>	<b>257</b>	<b>351</b>	<b>31.9</b>	<b>215</b>	<b>8</b>	<b>157</b>	<b>116</b>	<b>37</b>	<b>96</b>	<b>875</b>	<b>79.5</b>

Team Statistics

	ASU	OPP
<b>Scoring</b>	<b>884</b>	<b>875</b>
Points per game	80.4	79.5
Scoring margin	+0.8	-
<b>Field goals-att</b>	<b>294-675</b>	<b>306-661</b>
Field goal pct	.436	.463
<b>3 point fg-att</b>	<b>104-310</b>	<b>80-245</b>
3-point FG pct	.335	.327
3-pt FG made per game	9.5	7.3
<b>Free throws-att</b>	<b>192-262</b>	<b>183-236</b>
Free throw pct	.733	.775
F-Throws made per game	17.5	16.6
<b>Rebounds</b>	<b>446</b>	<b>351</b>
Rebounds per game	40.5	31.9
Rebounding margin	+8.6	-
<b>Assists</b>	<b>174</b>	<b>157</b>
Assists per game	15.8	14.3
<b>Turnovers</b>	<b>155</b>	<b>116</b>
Turnovers per game	14.1	10.5
Turnover margin	-3.5	-
Assist/turnover ratio	1.1	1.4
<b>Steals</b>	<b>79</b>	<b>96</b>
Steals per game	7.2	8.7
<b>Blocks</b>	<b>28</b>	<b>37</b>
Blocks per game	2.5	3.4
<b>Winning streak</b>	<b>0</b>	<b>-</b>
Home win streak	0	-
<b>Attendance</b>	<b>20566</b>	<b>14585</b>
Home games-Avg/Game	5-4113	6-2431
Neutral site-Avg/Game	-	0-0

Team Results

Date	Opponent		Score	Att.
12/17/2025	at Texas St.	W	89-70	1203
12/20/2025	at Southern Miss.	W	93-86	2827
01/03/2026	James Madison	L	74-78	4017
01/07/2026	Troy	W	86-74	3782
01/10/2026	Texas St.	W	83-82	4059
01/15/2026	at South Alabama	Lot	87-91	2480
01/17/2026	at Troy	L	74-99	3321
01/22/2026	at Ga. Southern	W	85-68	2676
01/24/2026	at Georgia St.	L	81-82	2078
01/28/2026	Old Dominion	L	71-75	4776
01/31/2026	Marshall	L	61-70	3932