



ARKANSAS STATE RED WOLVES

2025-26 MEN'S BASKETBALL GAME NOTES

MBB Contact: Davey Stinchcomb • Email: dstinchcomb@astate.edu • O: (870) 972-2541 • C: (870) 558-9156 • 217 Olympic Drive, Jonesboro, AR 72401

2025-26 SCHEDULE

SBC: 0-0 | Non-Conference: 7-4
Home: 4-0 | Away: 3-4 | Neutral: 0-0

NOVEMBER

MAC/SBC Challenge (Campus Sites)

3	at Ohio	ESPN	W 89-85
7	at Stephen F. Austin	ESPN	L 65-90
11	at Missouri State	ESPN	W 86-85
15	Christian Brothers	ESPN	W 95-67
19	at Saint Mary's	ESPN	L 72-85
21	at SMU	ACC NETWORK	L 69-100

Arkansas State Thanksgiving MTE (Jonesboro, Ark.)

24	Jacksonville State	ESPN	W 74-63
28	North Dakota State	ESPN	W 85-80 ^{OT}

• • • • •

DECEMBER

2	UT Arlington	ESPN	W 83-63
6	at Little Rock	ESPN	W 90-78
13	at Rice	ESPN	L 76-77
17	at Texas State*	ESPN	7:30 PM
20	at Southern Miss*	ESPN	3:30 PM
30	Arkansas Tech	ESPN	7:00 PM

• • • • •

JANUARY

3	James Madison*	ESPN	3:00 PM
7	Troy*	ESPN	7:00 PM
10	Texas State*	ESPN	2:00 PM
15	at South Alabama*	ESPN	7:00 PM
17	at Troy*	ESPN	3:33 PM
22	at Georgia Southern*	ESPN	6:00 PM
24	at Georgia State*	ESPN	1:00 PM
28	Old Dominion*	ESPN	7:00 PM
31	Marshall*	ESPN	2:00 PM

• • • • •

FEBRUARY

4	at Coastal Carolina*	ESPN	6:00 PM
---	----------------------	------	---------

MAC/SBC Challenge (Campus Sites)

7	TBD	ESPN	2:00 PM
11	ULM*	ESPN	7:00 PM
14	South Alabama*	ESPN	2:00 PM
19	at Louisiana*	ESPN	7:00 PM
21	at ULM*	ESPN	2:00 PM
24	Southern Miss*	ESPN	7:30 PM
27	Louisiana*	ESPN	7:30 PM

• • • • •

MARCH

Sun Belt Conference Championship (Pensacola, Fla.)			
-	TBD (March 3-9)	ESPN	TBD

* Sun Belt Conference Game

All times listed in Central Standard Time (CST)

WEDNESDAY, DECEMBER 17, 2025 • 7:30 PM • SAN MARCOS, TEXAS • STRAHAN ARENA



ARKANSAS STATE

Record: 7-4 (0-0 SBC)
Head Coach: Ryan Pannone
W-L (Yr): 7-4 (1st Yr.)
W-L at School: 7-4 (1st Yr.)

BROADCAST INFORMATION

TV | ESPN+
PxP: Brant Freeman
Analyst: Suzanne Fox

RADIO | EAB Red Wolves Sports Network
PxP: Matt Stolz

LIVE STATS | AStateRedWolves.com/stats



TEXAS STATE

Record: 7-5 (0-0 SBC)
Head Coach: Terrence Johnson
W-L: 95-73 (6th Yr.)
W-L at School: 95-73 (6th Yr.)

WOLF HOWLS

TEXAS TWO-STEP

Arkansas State and Texas State will play in the first of their final two regular season matchups as Sun Belt Conference foes on Wednesday, Dec. 17, inside Strahan Arena. The Red Wolves hold an 8-13 all-time record against the Bobcats, which includes a 5-6 mark in Jonesboro and a 3-7 clip in San Marcos. A-State swept the first meetings between the programs during the 2013-14 season, Texas State's first in the league. The opposition responded with a nine-game winning streak from February 28, 2015 to February 22, 2021, but the Scarlet and Black snapped the losing skid on January 22, 2022 (W 67-60). A-State has won five of the last eight meetings and owns a four-game winning streak in the series.

A-STATE AND THE SUN BELT

A-State joined the Sun Belt Conference in 1991-92 following three seasons in the American South Conference. The Red Wolves hold a 283-299 all-time record in Sun Belt play and a 185-222 mark against the 13 active Sun Belt Conference members. A-State won regular season championships in 1997-98 and 2024-25, while the program's lone tournament title was secured under head coach Dickey Nutt in 1998-99. The 2025-26 season is the Scarlet and Black's 35th as a member of the Sun Belt and the 64th as a member of a conference (Southland: 1963-87 | American South: 1987-91).

STARTING OFF WITH SOME POSITIVITY

A-State men's basketball holds a 16-4 record in Sun Belt Conference Openers since 2006-07, and a 24-11 record since joining the league in 1991-92. Overall, the Scarlet and Black claimed 40 wins compared to 23 defeats in all conference openers dating back to 1963-64, which includes Southland and American South contests. A-State posted a 4-0 record when opening American South play and held a 12-12 mark in Southland Conference openers. The Red Wolves begin their journey to Pensacola on Dec. 17 versus Texas State, marking the earliest start to league play since a November 29, 2012, matchup at FIU (L 61-80).

1,300 WINS

When A-State defeated UT Arlington on Dec. 2, it secured the 1,300th victory in program history. The Red Wolves are the seventh active Sun Belt program to surpass the milestone, following Marshall, Louisiana, Texas State, App State, Georgia Southern, and Southern Miss. Troy and ULM are the remaining SBC members with 1,000-plus wins, while South Alabama is next in line.

TALE OF THE TAPE

A-STATE	STATISTIC	TXST
80.4	Points Per Game	74.6
79.4	Opp. Points Per Game	66.9
+1.0	Scoring Margin	+7.7
39.8	Rebounds Per Game	38.3
+5.1	Rebound Margin	+7.9
14.0	Assists Per Game	13.6
14.5	Turnovers Per Game	14.4
-3.2	Turnover Margin	0.1
1.0	Assist/Turnover Ratio	0.9
2.3	Blocks Per Game	4.6
7.5	Steals Per Game	9.2
.445	Field-Goal %	.474
.452	Opp. Field Goal %	.417
.287	3-Pt Field-Goal %	.347
.318	Opp. 3-Pt Field-Goal %	.335
.783	Free-Throw %	.730

STAT LEADERS

POINTS PER GAME		
A-STATE	TJ Caldwell	11.4
TXST	Mark Drone	13.2
REBOUNDS PER GAME		
A-STATE	Jalen Hampton	7.1
TXST	DJ Hall	7.3
ASSISTS PER GAME		
A-STATE	Chandler Jackson	4.1
TXST	Kaden Gumbs	3.9
STEALS PER GAME		
A-STATE	Ellingsworth/Harmon	1.2
TXST	Kaden Gumbs	2.0
BLOCKS PER GAME		
A-STATE	Aly Tounkara	0.8
TXST	Tay Knox	1.0
3-POINTERS MADE PER GAME		
A-STATE	Christian Harmon	1.4
TXST	Dimp Pernell	1.2
FIELD-GOAL PERCENTAGE (Min. 30 attempts)		
A-STATE	Jalen Hampton	.657
TXST	DJ Hall	.540
FREE-THROW PERCENTAGE (Min. 20 attempts)		
A-STATE	TJ Caldwell	.857
TXST	Makai Willis	.828

2025-26 NUMERICAL ROSTER

UNIVERSITY INFORMATION

Location	Jonesboro, Ark.
Nickname	Red Wolves
Enrollment	17,926
Colors	Scarlet & Black
Founded	1909
Arena	First National Bank Arena
Capacity	10,038
Affiliation	NCAA Division I
Conference	Sun Belt
President	Dr. Brendan Kelly
Chancellor	Dr. Todd Shields
V.C./Intercollegiate Athletics	Chris Pezman
Athletic Department Phone	870-972-3880
Press Row Phone	870-972-2541
Ticket Office Phone	870-972-2781

COACHING STAFF/SUPPORT STAFF

Head Coach	Ryan Pannone
Career Record	7-4 (1st Year)
Record at A-State	7-4 (1st Year)
Assistant Coach	Hayden Sowers
Assistant Coach	Jordan Fair
Assistant Coach	Rashaad Richardson
Assistant Coach	Dean Cooper
Assistant Coach	Anthony Goods
Dir. of Analytics & Strategy	Zachary Hopp
Director of Operations	Ashton Hopp
Dir. of Player Development	Max Thorpe
Graduate Assistant	Evan Wilson
Graduate Assistant	Michael Lee
Strength & Conditioning	Shane Lanteigne
Athletic Trainer	Dawson George

2024-25 TEAM INFORMATION

2024-25 Overall Record	25-11
2024-25 Home Record	14-2
2024-25 Away Record	8-6
2024-25 Neutral Record	3-3
SBC Record/Finish	13-5/T-1st
Starters R/L	0/5
Letterwinners R/L	0/15
Newcomers	15

PROGRAM HISTORY

First Season of Basketball	1926-27
All-Time Record	1,301-1,244
NCAA Appearances	1
NCAA Tournament Record	0-1
NIT Appearances	5
NIT Record	5-5

A-STATE MEDIA RELATIONS

Men's Basketball SID	Davey Stinchcomb
Office Phone	870-972-2707
Cell Phone	870-558-9156
Email	dstinchcomb@astate.edu
Senior Associate AD/External	Jerry Scott
Assistant AD	Mark Taylor
Graduate Assistant	Duncan Harmon
Website	AStateRedWolves.com
Athletics Social Media	@AStateRedWolves
MBB Social Media	@AStateMB

2025-26 NUMERICAL ROSTER

NO.	NAME	HT.	WT.	POS.	YR.	HOMETOWN LAST SCHOOL
0	Chandler Jackson	6-5	208	G	Sr.	Memphis, Tenn. Florida State
1	Matt Hayman	6-5	200	G	Gr.	Dehli, La. Stephen F. Austin
2	TJ Caldwell	6-4	190	G	Jr.	Dallas, Texas Ole Miss
3	Royal Blue Smith	6-3	198	G	Fr.	Parkland, Fla. Gillion Academy
5	Christian Harmon	6-6	209	G	Jr.	Rochester, N.Y. Gulf Coast State College
7	Grayson Bennett	6-9	192	F	Fr.	Houston, Texas La Lumiere (IN) HS
8	Weston Honeycutt	6-4	182	G	Fr.	Jonesboro, Ark. Westside HS
10	Chudi Dioramma	6-10	240	F	R-So.	London, England Sacramento State
12	Jalen Hampton	6-7	195	G	Sr.	St. Louis, Mo. Missouri State
13	Aly Tounkara	7-0	225	F	So.	Conakry, Guinea Lindenwood
15	CJ Geathers	6-4	195	G	Fr.	Lithia Springs, Ga. Chapel Hill HS
20	Joey Chammaa	5-11	172	G	So.	Los Angeles, Calif. San Diego
21	Fredy-Salam Sylla	6-7	210	G/F	So.	Paris, France Eastern Florida State College
22	Jaxon Ellingsworth	6-8	228	F	Sr.	Morehead City, N.C. UT Arlington

2025-26 COACHING STAFF

POSITION	NAME	ALMA MATER SEASONS WITH A-STATE
Head Coach	Ryan Pannone	University of South Florida '11 1st Season
Assistant Coach	Hayden Sowers	University of Mississippi '16 1st Season
Assistant Coach	Jordan Fair	St. Petersburg College '13 1st Season
Assistant Coach	Rashaad Richardson	Georgia State University '14 1st Season
Assistant Coach	Dean Cooper	Aquinas College '91 1st Season
Assistant Coach	Anthony Goods	Stanford University '09 1st Season

2025-26 RADIO & TV ROSTER



CHANDLER JACKSON
SR / G / 6-5 / 208
MEMPHIS, TENN.

MATT HAYMAN
GR / G / 6-5 / 200
DEHLI, LA.

TJ CALDWELL
JR / G / 6-4 / 190
DALLAS, TEXAS

ROYAL BLUE SMITH
FR / G / 6-3 / 198
PARKLAND, FLA.

CHRISTIAN HARMON
JR / G / 6-6 / 209
ROCHESTER, N.Y.



GRAYSON BENNETT
FR / F / 6-9 / 192
ROCHESTER, N.Y.



WESTON HONEYCUTT
FR / G / 6-4 / 182
JONESBORO, ARK.



CHUDI DIORAMMA
R-SO / F / 6-10 / 240
LONDON, ENGLAND



JALEN HAMPTON
SR / G / 6-7 / 195
ST. LOUIS, MO.



ALY TOUNKARA
SO / F / 7-0 / 225
CONAKRY, GUINEA



CJ GEATHERS
FR / G / 6-4 / 195
LITHIA SPRINGS, GA.



JOEY CHAMMAA
SO / G / 5-11 / 172
LOS ANGELES, CALIF.



FREDY-SALAM SYLLA
SO / G/F / 6-7 / 210
PARIS, FRANCE



JAXON ELLINGSWORTH
SR / F / 6-8 / 228
MOREHEAD CITY, N.C.



RYAN PANNONE

HEAD COACH | 1ST SEASON

PERSONAL

BIRTHDAY: January 28
HOMETOWN: Clearwater, Fla.
COLLEGE: South Florida | 2011

COACHING HISTORY

Arkansas State
Head Coach | 2025-Present

Alabama
Assistant Coach | 2023-25

New Orleans Pelicans
Assistant Coach | 2022-23

Birmingham Squadron
Head Coach | 2021-22

Erie BayHawks
Head Coach | 2019-21

Angola National Team
Advanced Scout/Video Coordinator | 2019

Pro Training Center
NBA Director | 2006-19

Hapoel Jerusalem
Assistant Coach | 2018-19

BC Prievdza
Head Coach | 2017-18

Hapoel Jerusalem
Assistant Coach | 2016-17

Hanau White Wings
Assistant Coach | 2015-16

Erie BayHawks
Assistant Coach | 2014-15

Guangzhou Long Lions
Assistant Coach | 2013-14

Wallace State Community College
Assistant Coach | 2012

Oldsmar Christian High School
Head Coach | 2006-11

Oldsmar Christian High School
Assistant Coach | 2003-06

Arkansas State Vice Chancellor for Intercollegiate Athletics Jeff Purinton announced March 30, 2025 that Ryan Pannone, who has gained a reputation over the course of his 23-year career as one of the nation's top offensive minds and player-development coaches, has been named the Red Wolves' 18th all-time head men's basketball coach.

A 2025 selection to Silver Waves Media's prestigious Elite 75 Future Head Coach Power Lunch, Pannone (pronounced Puh-Known) comes to A-State after most recently spending the last two seasons as an assistant coach at Alabama. The Crimson Tide boasted the nation's highest scoring average both years as Pannone helped lead the program to Final Four and Elite Eight appearances in the NCAA Tournament in 2023-24 and 2024-25, respectively. However, his path to Jonesboro also went through six different countries, including the United States, China, Germany, Israel, Korea and Slovakia.

Pannone owns a wealth of experience at numerous levels, including NCAA Division I, NBA, G-League, various professional leagues overseas, junior college, high school and AAU. He has claimed 204 career wins in nine years as a head coach, including stops with the G-League's Erie BayHawks and Birmingham Squadron and the Slovak Basketball League's BC Prievdza.




His background includes 18 years of coaching players with NBA experience. He has coached 82 total NBA players and 46 players selected in the First Round of the NBA Draft, including 30 Lottery picks.

Serving as Alabama's offensive coordinator under head coach Nate Oats, Pannone orchestrated the country's most explosive offenses the last two seasons. The Crimson Tide averaged over 90 points per game both of his years in Tuscaloosa, including a school-record 90.7 average in 2024-25. Alabama made an NCAA Tournament-record 25 three pointers in its Sweet 16 victory over BYU.




The Crimson Tide eclipsed 100 points in 17 contests during Pannone's time with the program, including an SEC-record nine games this year. Alabama also led the nation in offensive tempo each of the last two years while posting a combined 53-21 record.



2025-26 COACHING STAFF

**HAYDEN SOWERS**
ASSISTANT COACH**JORDAN FAIR**
ASSISTANT COACH**RASHAAD RICHARDSON**
ASSISTANT COACH**DEAN COOPER**
ASSISTANT COACH**ANTHONY GOODS**
ASSISTANT COACH

2025-26 SUPPORT STAFF

**ZACHARY HOPP**
DIRECTOR OF ANALYTICS
& STRATEGY**ASHTON HOPP**
DIRECTOR OF OPERATIONS**MAX THORPE**
DIRECTOR OF PLAYER
DEVELOPMENT**EVAN WILSON**
GRADUATE ASSISTANT**MICHAEL LEE**
GRADUATE ASSISTANT**SHANE LANTEIGNE**
STRENGTH & CONDITIONING**DAWSON GEORGE**
ATHLETIC TRAINER

Pannone spent the season prior to his arrival at Alabama as an assistant coach for the NBA's New Orleans Pelicans, helping lead the squad to 42 victories and a Play-In Tournament berth.

He served as head coach of both the Erie BayHawks and Birmingham Squadron as part of the NBA's G-League from 2019-22. His squads made back-to-back playoff appearances his last two seasons and had 11 combined NBA call-ups.

Pannone was also on the BayHawks coaching staff as an assistant during their 2014-15 campaign, but spent a season before that and the four years after coaching internationally.

His first overseas coaching opportunity came in 2013-14 as an assistant with the Guangzhou Long Lions of the Chinese Basketball Association. His next international coaching job came with the Hanau (Germany) White Wings, also as an assistant in 2015-16.

The 2016-17 season saw Pannone work as an assistant coach with Hapoel Jerusalem, helping the team appear in the Final Four of the EuroCup and claim the Israel Winner League Championship. He then spent the following year as head coach for a BC Prievdza (Slovakia) team that led its league in defense, opponent points per game, rebounding and three-point field goals made and attempted.

Pannone returned to Hapoel Jerusalem as an assistant coach for the 2018-19 season, when the squad led the Champions League in points, assists and rebounds. He also worked remotely as an advanced scout and video coordinator for the Angola National Team in 2019.

Pannone began his coaching career in 2003 while working on his undergraduate degree at the University of South Florida, taking an assistant position at Oldsmar (Fla.) Christian School. He was elevated to head coach three years later in 2006 and served in that role until 2011, posting a 131-42 record that included wins over three USA Today nationally-ranked teams.

Following his time at Oldsmar Christian, and one year before he joined the Guangzhou Long Lions, Pannone spent the 2011-12 campaign as an assistant coach at Wallace State (Ala.) Junior College. His lone season in Hanceville saw the Lions win the Region XXII Championship and Alabama State Championship. They were one of 16 teams in the country to qualify for the JUNCO National Tournament.

In addition to his numerous coaching stops from 2006-19, Pannone worked at the Pro Training Center as its NBA Director. During that time, he oversaw the development of over 50 NBA players, 33 First-Round NBA Draft selections and 22 Lottery picks.

The Clearwater, Fla., native earned his bachelor's degree in general studies with a concentration of public health from the University of South Florida in 2011. While working on his degree, he was a student manager for the men's basketball program under Robert McCullum in 2006-07.

Pannone and his wife, Dr. Sarah Pannone, have three children -- Raylan (7), Dahlia (5), Trajan (3).

BY THE NUMBERS

- 1 Final Four appearance
- 1 Elite Eight appearance
- 3 different continents of pro basketball experience
- 5 years of international coaching experience
- 6th best record in the NBA G-League from 2020-22
- 9 years of head coaching experience
- 17 total 100-point games the last two seasons combined
- 18 years of coaching players with NBA experience

- 23 years of coaching experience
- 30 NBA Lottery picks coached
- 46 first-round NBA Draft selections coached
- 75.2 KenPom offensive tempo led the nation (2024-25)
- 82 NBA Players Coached
- 126.0 KenPom Offensive Efficiency ranked second in nation (2024-25)
- 126.8 KenPom Offensive Efficiency ranked 4th in the nation (2024-25)
- 204 wins as a head coach



2025-26 NOTABLES

OPPONENT:
TEXAS STATE

SERIES HISTORY

Games	21
All-Time Standing	8-13
At Jonesboro	5-6
At San Marcos	3-7
At Neutral Site	0-0
Last Win	2/1/25 W 85-74
Last Home Win	1/25/25 W 80-65
Last Road Win	2/1/25 W 85-74
Last Loss	2/9/23 L 62-66
Last Home Loss	1/12/23 L 58-61
Last Road Loss	2/9/23 L 62-66
Largest Margin of Victory	15 1/25/25 W 80-65
Largest Margin of Defeat	14 2/17/22 L 67-84
Current Streak	W4

LAST 10 MEETINGS

DATE	LOCATION	RESULT	SCORE
2/1/25	San Marcos	W	85-74
1/25/25	Jonesboro	W	80-65
1/20/24	San Marcos	W	79-72
1/11/24	Jonesboro	W	85-82
2/9/23	San Marcos	L	62-66
1/12/23	Jonesboro	L	58-61
2/17/22	San Marcos	L	67-84
1/22/22	Jonesboro	W	67-60
2/22/21	Jonesboro	L	52-57
2/15/20	San Marcos	W	64-69

NEXT OPPONENT:
SOUTHERN MISS

SERIES HISTORY

Games	33
All-Time Standing	16-17
At Jonesboro	11-4
At Hattiesburg	4-11
At Neutral Site	0-0
Last Win	2/12/25 W 101-67
Last Home Win	2/12/25 W 101-67
Last Road Win	1/29/25 W 81-68
Last Loss	1/17/24 L 66-69
Last Home Loss	1/26/23 L 57-73
Last Road Loss	1/17/24 L 66-69
Largest Margin of Victory	34 2/12/25 W 101-67
Largest Margin of Defeat	32 2/15/58 L 45-77
Current Streak	W3

LAST 10 MEETINGS

DATE	LOCATION	RESULT	SCORE
2/12/25	Jonesboro	W	101-67
1/29/25	Hattiesburg	W	81-68
1/31/24	Jonesboro	W	78-71
1/17/24	Hattiesburg	L	66-69
1/26/23	Hattiesburg	L	57-73
1/14/23	Jonesboro	L	57-74
12/13/03	Jonesboro	W	78-71
12/14/02	Hattiesburg	W	64-48
12/1/01	Jonesboro	W	85-61
12/16/00	Hattiesburg	L	71-76

FAST BREAK FACTS

>> Arkansas State men's basketball returns for the 98th season in program history, beginning play during the 1926-27 campaign.

>> The program holds an all-time record of 1,301-1,244 (.511) and a 412-438 conference mark across the Sun Belt, American South, and Southland Conferences.

>> A-State has won six regular season conference titles, which includes the 2024-25 Sun Belt Conference championship. The Red Wolves won the SBC Tournament title in 1998-99 and participated in the first NCAA Tournament in program history (non-college division).

>> The Scarlet and Black participated in the 2024-25 NIT, the first appearance since 1991. A-State holds a 5-5 all-time record in the postseason tournament.

>> The Red Wolves are led by first-year head coach Ryan Pannone, who joined the program following two seasons as an assistant coach at Alabama. He was named the 18th head coach in program history on March 30, 2025.

>> The 2024-25 team, led by head coach Bryan Hodgson, finished with a 25-11 (13-5 SBC) record and posted a 14-2 mark inside First National Bank Arena. A-State defeated a ranked opponent for the first time since the 1991 season on December 8, 2024 at No. 16 Memphis.

A WIN WOULD

>> Be the final conference victory inside Strahan Arena.

>> Extend the Red Wolves' winning streak versus the Bobcats to five games.

>> Give A-State an 8-2 record in the previous 10 conference openers (2016-17 to 2025-26).

>> Make Ryan Pannone the third A-State head coach to win in his Sun Belt Conference debut since 2016-17, joining Grant McCasland and Mike Balado.

HISTORIC START FOR A-STATE BASKETBALL

>> A-State men's and women's basketball recorded 7-3 records to open the 2025-26 season.

>> The last time both programs won seven-or-more matchups in the first 10 games of the same regular season was in 2003-04 when head coaches Dickey Nutt (MBB) and Brian Boyer (WBB) led their teams to 8-2 starts.

>> The only other time it happened was in 1996-97, when Nutt led the men's team to its best start since 1989-90 on an 8-2 record highlighted by a victory over Oklahoma State.

>> Women's basketball head coach Jeff Mittie led the Red Wolves to a 7-3 start that season, and recorded wins over Illinois, UNLV, and Missouri.

TAKING OVER THE ROCK

>> A-State played their first rival of the 2025-26 campaign on Dec. 6, taking a 90-78 victory over Little Rock.

>> The 90 points are the most A-State has scored in a road game against the Trojans and the third-most in the series altogether.

>> A 93-85 home victory on February 19, 2000 and a 116-114 (4OT) win in the 2014 Sun Belt Conference Tournament are the other games in which the Scarlet and Black registered more on the scoreboard.

>> A-State outscored the opposition 36-0 off the bench, marking the first time an opponent did not record a single point from a non-starter since February 17, 2024, at South Alabama (17-0).

MILESTONE ACHIEVED

>> Graduate guard Matt Hayman surpassed 1,000 career points on Dec. 2 versus UT Arlington after recording 12 points in the contest.

>> He is the only active Red Wolf to achieve the feat, with Jalen Hampton being the next closest at 604.

>> The Stephen F. Austin transfer currently averages 10.3 points per game on a 40 percent (38-for-95) clip from the field. He surpassed 100 points in the Scarlet and Black after matching a season-high 15 points at Little Rock on Dec. 6.

DEFEND THE BANK

>> A-State has two non-conference home games remaining in the 2025-26 campaign, hosting Arkansas Tech on Dec. 30 and a to-be-determined MAC opponent on Feb. 7.

>> The Red Wolves have not lost a non-conference home game since November 28, 2023 versus Jackson State.

>> A-State holds a 13-game winning streak against non-conference opponents inside First National Bank Arena and has won 28 of the previous 33 matchups (including conference) in Jonesboro dating back to the start of the 2023-24 season.

DON'T SEE MANY OF THESE

>> A-State hosted a multi-team event for the first time since the Collegelnsider Eracism Invite on November 26-28, 2021.

>> The Arkansas State Thanksgiving MTE featured three matchups between Arkansas State, Jacksonville State, and North Dakota State.

>> The Red Wolves defeated the Gamecocks in a 74-63 decision on Nov. 24 and the Bison defeated Jax State 56-43 on Nov. 26.

>> The Scarlet and Black closed out Thanksgiving week with an 85-80 overtime victory over North Dakota State on Nov. 28.

>> It was the 16th MTE hosted by the Red Wolves, and the fourth since the 1993-94 season.

>> The Scarlet and Black hosted their first during the 1962-63 campaign. The Holiday Tournament would be held yearly through the 1967-68 season.

>> MTEs returned to Jonesboro annually from 1985-86 to 1993-94 with variations of the Runnin' Joe Classic and Citizens Bank Classic.

>> It would take another 26 years before another returned to Jonesboro. The Red Wolves Classic, held on November 14, 2019, ended the drought.

>> A-State holds a 28-7 record when hosting MTEs, and held a winning streak of 21 games from 1985-2019. Morehead State defeated the Scarlet and Black 75-51 in the Red Wolves Classic on November 26, 2021.

RED WOLVES MTE HISTORY (IN JONESBORO)

MTE	YEAR(S)	RECORD
Arkansas State Thanksgiving MTE	2025-26	2-0
Holiday Tournament	1962-1968	4-4
Runnin' Joe Classic	1985-86, 1991-1994	8-0
Citizens Bank Classic	1986-87, 1988-1991	8-0
Citizens Bank Runnin' Joe Classic	1987-88	2-0
Red Wolves Classic	2019-20	3-0
Collegelnsider Eracism Invite	2021-22	1-1

ON THE BOARDS

>> A-State currently averages 13.4 offensive rebounds per game, ranking 63rd nationally and first in the Sun Belt.

>> Despite facing a team that ranks 18th in the nation for rebounding margin, the Red Wolves recorded 16 offensive rebounds versus Saint Mary's on Nov. 19.

>> The Gaels had not been outrebounded on the offensive glass since defeating Santa Clara 73-64 on Feb. 11, and the 16 offensive boards were the most against them since UTSA tallied 21 on December 3, 2024.

ASSOCIATED PRESS TOP 25

RANK	TEAM	RECORD	PTS
1	Arizona (42)	9-0	1500
2	Michigan (15)	10-0	1470
3	Duke (3)	10-0	1406
4	Iowa State (1)	11-0	1336
5	UConn	10-1	1286
6	Purdue	10-1	1195
7	Gonzaga	10-1	1109
8	Houston	10-1	1079
9	Michigan State	9-1	1037
10	BYU	9-1	1017
11	Louisville	9-1	921
12	North Carolina	9-1	794
13	Vanderbilt	10-0	766
14	Arkansas	8-2	726
15	Nebraska	11-0	655
16	Alabama	7-3	644
17	Kansas	8-3	502
18	Illinois	8-3	483
19	Texas Tech	7-3	314
20	Tennessee	7-3	286
21	Auburn	8-3	283
22	St. John's	6-3	250
23	Florida	6-4	200
24	Virginia	9-1	200
25	Georgia	9-1	82

A-STATE STAT RANKS (As of 12/15/25)

STAT	NCAA	SBC
Scoring Offense	129	3
Scoring Defense	307	12
Scoring Margin	236	9
FG Percentage	226	8
FG Percentage Defense	265	12
3FG Percentage	340	13
3FG Percentage Defense	132	5
FT Percentage	14	1
Rebounds/Game	69	3
Rebound Margin	97	3
Assists/Game	219	5
Turnovers/Game	322	14
Turnover Margin	335	13
Assist/Turnover Ratio	301	11
Blocked Shots/Game	322	14
Steals/Game	159	6

NET RANKINGS (As of 12/15/25)

TEAM (RESULT)	RECORD	NET
Arkansas State	6-4	158
Ohio	4-6	198
Stephen F. Austin	6-2	113
Missouri State	1-5	292
Christian Brothers	-	-
Saint Mary's	8-2	23
SMU	9-2	41
Jacksonville State	1-5	306
North Dakota State	7-3	130
UT Arlington	5-3	139
Little Rock	1-8	349
Rice	4-6	232
Texas State	5-5	277
Southern Miss	4-5	168
Arkansas Tech	-	-
James Madison	6-4	202
Troy	5-5	143
South Alabama	7-3	170
Georgia Southern	6-5	221
Georgia State	1-9	331
Old Dominion	2-8	241
Marshall	7-4	118
Coastal Carolina	5-5	208
TBD	-	-
ULM	1-8	347
Louisiana	1-10	354
Appalachian State	5-5	243

Record vs Division I Opponents Only

2025-26 NOTABLES

KEEP THE WHISTLE TO A MINIMUM

>> A-State was called for nine fouls in the 95-67 victory over Christian Brothers on Nov. 15.
>> The Red Wolves became the 24th team to record less than 10 fouls in at least one game this season, and it was the first time the Scarlet and Black achieved the feat since being charged with eight versus ULM on December 29, 2017.

STANDING OUR GROUND

>> A-State trailed by 16 points in the first half of the Nov. 11 matchup at Missouri State, but a second-half surge powered by 26 points from Chandler Jackson secured an 86-85 victory on Tuesday night in Springfield.
>> It was the Red Wolves' first victory at Missouri State since a 74-56 victory on December 16, 1970, and was the largest comeback win since overcoming a 16-point deficit to defeat South Alabama 74-71 on March 9 at the Sun Belt Conference Tournament.
>> It is the second win on the road over the first three regular season games, which is something that has never happened in program history.

NOT HERE TO TAKE PART...

>> Chandler Jackson established a new career high in points at Missouri State on Nov. 11, dropping 33 on 10-for-11 (90.9 percent) shooting from the floor, 3-for-3 (100 percent) shooting from three-point range, and 10-for-12 (83.3 percent) shooting from the charity stripe.
>> Only 48 players have recorded 33 points or higher by converting 10-plus field goals and 10-plus free throws on an 80-percent clip or higher.
>> Bill Walton was the first to do it, shooting 11-for-13 (84.6 percent) from the floor and 11-for-12 (91.7 percent) from the charity stripe to help UCLA defeat Louisville 96-77 on March 23, 1972, in the Final Four.
>> Jackson is the first player to achieve the feat this season and is the first since Central Arkansas' Nehemiah Turner. He landed 13 field goals on 15 attempts (86.7 percent) and shot 11-for-12 (91.7 percent) in a 37-point performance on March 2 against Stetson.

START OF A NEW ERA

>> A 20-0 run in the first half sent A-State into intermission with a seven-point deficit, but 57 second-half points erased it and powered the Red Wolves to an 89-85 victory at Ohio on Nov. 3.
>> Head coach Ryan Pannone secured his first victory as a Division I head coach, and became the first to win in his A-State debut since Dickey Nutt led the Scarlet and Black to an 82-78 victory on November 25, 1995.
>> He is the first A-State head coach to win his debut game on the road. Marvin Speight debuted as head coach at Southeast Missouri on December 4, 1963, but fell in a 75-80 decision.

REPPIN' THE SBC

>> With a win over Ohio on Nov. 3, A-State improved to 3-2 all-time in the MAC-SBC Challenge and 2-0 against the Bobcats since the event began.
>> The Red Wolves were one of four Sun Belt squads to secure a victory in the first round of the challenge, joining Marshall, South Alabama, and Troy.
>> A to-be-determined MAC opponent will travel to Jonesboro for the second round, which is scheduled for 2:00 p.m. on February 7, 2026.

GLASS PATROL

>> A-State controlled the glass in an 89-85 victory on Nov. 3 at Ohio, out-rebounding the opposition 41-25 with 13 offensive boards.
>> Senior guard Chandler Jackson led the rebounding effort by recording a team-high of eight, including four on the offensive end.

CALIFORNIA LOVE

>> Sophomore guard Joey Chammaa provided a spark for the A-State offense in the second half at Ohio, contributing 18 points on four three-pointers

and six free throws.

>> The Los Angeles, Calif., native pushed the Red Wolves ahead with a three-pointer at the 9:07 mark to make the score 68-66, and drained another plus the go-ahead free throws to establish a 77-75 advantage at the 3:54 mark.

>> He established a new career high for triples made in a game, and tied with Chandler Jackson for the team lead in points (21).

RED WOLVES REDEFINED

>> A-State entered the 2025-26 campaign with a completely new look, bringing in 15 new players along with a new coaching staff.
>> Ryan Pannone entered his first season in the scarlet and black on Nov. 3 at Ohio, becoming the Red Wolves' 18th all-time head coach on March 30, 2025.
>> He is joined by assistant coaches Hayden Sowers, Jordan Fair, Rashaad Richardson, Dean Cooper, and Anthony Goods.
>> World War II was ongoing the last time A-State fielded no returners (players and head coach), as J.A. "Ike" Tomlinson led a new-look program into the 1944-45 campaign.

NEXT TEAM UP

>> In addition to being the first time A-State has not had a returner since the 1944-45 season, 10 transfer additions are the most for a single season in program history.
>> The Red Wolves are the lone Sun Belt team to not return a single player from the previous roster.
>> A-State added eight Division I transfers along with two from the JUCO ranks. Five more join the team out of high school.
>> The team consists of one graduate, three seniors, two juniors, four sophomores, and five freshman.

PLENTY OF ROAD AHEAD

>> A-State played three true road games along with three neutral site contests prior to Jan. 1 last season. In 2025-26, the Red Wolves will play five true road games before Thanksgiving Day.
>> Road trips to Ohio (Nov. 3), Stephen F. Austin (Nov. 7), and Missouri State (Nov. 11) opened the campaign while trips to Saint Mary's (Nov. 19) and SMU (Nov. 21) followed the first home matchup against Christian Brothers (Nov. 15).
>> The last time A-State played five true road games prior to December 1 was in 2017-18, when the Scarlet and Black opened the season at Evansville and traveled to three campus sites as part of the Hoosier tipoff classic.
>> 16 road contests take up the 31-game slate this season.
>> Last year, the Red Wolves finished with an 8-6 record on the road and a 3-3 clip at neutral sites, combining for an 11-9 mark outside of First National Bank Arena.

SBC PRESEASON RECOGNITION

>> An SBC Tournament Championship appearance in 2023-24 alongside an SBC Regular Season Championship and an NIT appearance in 2024-25 has established high expectations in Jonesboro.
>> The Red Wolves were selected to win the league with 12 first place votes in the 2024-25 season Sun Belt Preseason Poll.
>> This season, A-State was selected to finish second in the league, claiming 193 points along with three first place votes. South Alabama was the only team to have more first place ballots, recording four compared to three for the Red Wolves.
>> Chandler Jackson was named to the Preseason All-Sun Belt Second Team after averaging 6.3 points, 2.1 rebounds, and 2.0 assists over 27 starts and 29 appearances at Florida State in 2024-25.

THE NATE OATS CONNECTION

>> Ryan Pannone is the second consecutive A-State head coach to join the program after being an assistant under Nate Oats at Alabama.
>> He was brought into Tuscaloosa to coordinate the offense, and the Crimson Tide improved in many categories following his arrival.



2025-26 NOTABLES

>> Alabama improved drastically in field goal and three-point percentage during his first season. The offense improved from a .442 percent (199th) field goal percentage to .476 percent (28th), and increased their three-point percentage from .335 percent (210th) to .373 percent (20th).

>> The field goal percentage improved once again in 2024-25, averaging a .484 percent clip to rank 19th nationally and lead the SEC.

>> In addition, the Crimson Tide averaged 90.1 (1st) points in 2023-24 and 90.7 (1st) in 2024-25, up from the 81.8 (7th) points per game averaged in 2022-23.

ALABAMA OFFENSIVE STATS: 2022-24

CATEGORY	2022-23 (RK)	2024-25 (RK)
AST/TO Ratio	1.08 (144)	1.36 (68)
AST/Game	15.0 (49)	17.2 (13)
Bench Points/Game	25.95 (25)	33.84 (6)
FG%	.442 (199)	.484 (19)
3FG%	.335 (210)	.353 (98)
Scoring Offense	81.8 (7)	90.7 (1)

NEW LEADERS OF THE PACK

>> A-State brought experience into the roster via one graduate transfer along with three seniors.

>> Matt Hayman transferred to the Red Wolves after three seasons at Stephen F. Austin, where he averaged 14.0 points per game on a .423 percent clip during the 2024-25 campaign.

>> Chandler Jackson arrived in Jonesboro following three seasons at Florida State, where he was named as one of 10 breakout players in the ACC

for the 2024-25 season according to Jon Rothstein of College Hoops Today.

>> Jalen Hampton adds more experience following stops at Missouri State, South Plains College, and Northwestern State. He led the team with a .581 shooting percentage from the field and swiped a team-high 1.2 steals per game.

>> Jaxon Ellingsworth joined the program following one season at UT Arlington. The senior appeared in 28 games and made one start, averaging 5.1 points on a .490 percent clip over that stretch.

ROOM TO GROW

>> A-State lost all 15 players from the 2024-25 roster. The team had a combined total of 1,032 games played and 461 starts for a total of 19,638 minutes.

>> The Red Wolves added eight Division I transfers that brought 443 games, 149 starts, and 7,938 minutes worth of experience to the 2025-26 roster.

>> TJ Caldwell and Joey Chammaa are the remaining Division I transfers that are not seniors.

>> Christian Harmon joined the program following two seasons at Gulf Coast State College, and Fredy-Salam Sylla arrives after a season at Eastern Florida State College.

>> Royal Blue Smith, Grayson Bennett, Weston Honeycutt, and CJ Geathers joined the program following strong high school careers.

KEEPING THINGS PROFESSIONAL

>> The A-State coaching staff brings significant experience at the professional level and internationally.

>> Coach Pannone holds five years of international coaching experience across three continents alongside four years of experience in the NBA G League, including three as a head coach. He spent one season in the NBA as an assistant coach as

USA TODAY COACHES POLL

RANK	TEAM	RECORD	PTS
1	Michigan (16)	10-0	759
2	Arizona (14)	9-0	755
3	Duke (1)	10-0	714
4	Iowa State	11-0	659
5	UConn	10-1	641
6	Purdue	10-1	600
7	Gonzaga	10-1	574
8	Houston	10-1	551
9	Michigan State	9-1	521
10	BYU	9-1	511
11	Louisville	9-1	473
12	Vanderbilt	10-0	390
13	North Carolina	9-1	362
14	Arkansas	8-2	347
15	Nebraska	11-0	321
16	Alabama	7-3	306
17	Kansas	8-3	267
18	Illinois	8-3	232
19	Texas Tech	7-3	175
20	St. John's	6-3	155
21	Florida	6-4	140
22	Virginia	9-1	134
23	Tennessee	7-3	129
24	Auburn	8-3	112
25	Iowa	9-2	71

COLLEGE INSIDER MID-MAJOR TOP 25

RANK	TEAM	RECORD	PTS
1	Gonzaga (30)	10-1	774
2	Yale (1)	11-1	718
3	Miami	10-0	706
4	St. Mary's	9-2	660
5	Belmont	10-1	645
6	UC San Diego	9-1	572
7	Santa Clara	8-3	550
8	Akron	8-3	538
9	Buffalo	9-2	491
10	Northern Iowa	8-2	442
11	UNCW	10-1	373
12	High Point	8-3	370
13	Hawaii	10-2	319
14	Kent State	9-2	318
15	Illinois State	8-3	307
16	Kennesaw State	8-2	301
17	Liberty	6-3	285
18	Northern Colorado	9-1	211
19	McNeese	9-2	181
20	UC San Barbara	8-3	158
21	Hofstra	8-4	132
22	California Baptist	8-3	129
23	Murray State	8-3	122
24	Utah Valley	8-3	84
25	Siena	9-2	78

LEADS, DEFICITS & BEST RUNS

DATE	OPPONENT (W/L)	LEAD	DEFICIT	BEST RUN	BEST OPP. RUN
Nov. 3	at Ohio	9 (1st 9:40)	11 (1st 2:45)	12 (1st 10:33)	20 (1st 2:45)
Nov. 7	at Stephen F. Austin	0 (1st 20:00)	25 (2nd 0:32)	8 (2nd 13:41)	12 (1st 17:26)
Nov. 11	at Missouri State	5 (2nd 2:51)	16 (1st 6:19)	8 (2nd 17:58)	8 (1st 12:13)
Nov. 15	Christian Brothers	29 (2nd 11:46)	5 (1st 14:46)	9 (2nd 19:35)	9 (2nd 9:28)
Nov. 19	at Saint Mary's	3 (1st 20:00)	15 (2nd 5:47)	9 (1st 10:11)	8 (2nd 5:47)
Nov. 21	at SMU	4 (1st 18:13)	31 (2nd 0:09)	8 (2nd 9:12)	10 (2nd 3:46)
Nov. 24	Jacksonville State	17 (2nd 16:22)	3 (1st 10:52)	11 (2nd 16:22)	6 (1st 12:51)
Nov. 28	North Dakota State	6 (1st 1:54)	12 (1st 12:12)	10 (1st 3:41)	8 (2nd 7:29)
Dec. 2	UT Arlington	21 (2nd 0:57)	4 (1st 15:58)	12 (1st 3:35)	6 (1st 8:23)
Dec. 6	at Little Rock	14 (1st 5:48)	1 (1st 9:13)	10 (1st 14:45)	9 (2nd 4:55)
Dec. 13	at Rice	16 (2nd 16:01)	3 (2nd 0:13)	16 (2nd 16:01)	8 (2nd 4:18)
Dec. 17	at Texas State*				
Dec. 20	at Southern Miss*				
Dec. 30	Arkansas Tech				
Jan. 3	James Madison*				
Jan. 7	Troy*				
Jan. 10	Texas State*				
Jan. 15	at South Alabama*				
Jan. 17	at Troy*				
Jan. 22	at Georgia Southern*				
Jan. 24	at Georgia State*				
Jan. 28	Old Dominion*				
Jan. 31	Marshall*				
Feb. 4	at Coastal Carolina*				
Feb. 7	MAC-SBC Challenge				
Feb. 11	ULM*				
Feb. 14	South Alabama*				
Feb. 19	at Louisiana*				
Feb. 21	at ULM*				
Feb. 24	Southern Miss*				
Feb. 27	Louisiana*				

well.

>> Assistant Coach Anthony Goods was a two-time All-PAC 10 honorable mention at Stanford, and played in the NBA D-League (known as G-League today) for three seasons before heading overseas. He played for 11 teams across Venezuela, France, Israel, Italy, Poland, and Ukraine from 2011-19 before joining the Detroit Pistons as a scouting consultant from 2023-25.

>> Assistant Coach Dean Cooper adds 22 years of NBA experience to the program, returning to coaching two seasons removed from being an assistant at UTRGV from 2021-23. He began his NBA career as a video coordinator/scout for the Houston Rockets in 1999, and worked his way to the Vice President of Player Personnel for the organization in 2007. He holds three seasons of assistant coaching experience in the league, last helping the Bulls record the highest opponent turnover percentage in NBA history at 18.3 percent while leading the league in deflections (17.4 per game), steals (10.0 per game) and points off turnovers (21.2 per game).

>> A-State brought in three players who are natives of other countries, adding London, England, native Chudi Dioramma from Sacramento State, Conakry, Guinea, native Aly Tounkara, and Paris, France, native Fredy-Salam Sylla from Eastern Florida State College.

HEIR TO THE MAYOR

>> Freshman guard Weston Honeycutt signed with the Red Wolves out of Westside High School.

>> The 2024-25 4A All-State and All-Tournament selection dropped 48 points in the semifinal of the 4A-2 Regional Tournament – one of just four Westside players to ever score 48 points in a game, a list that includes A-State men's basketball alumnus Avery Felts.

>> He averaged 24.0 points, 9.0 rebounds, and 3.0 assists per game during his senior season.



SUN BELT CONFERENCE STANDINGS

SCHOOL	SBC	PCT.	OVERALL	PCT	HOME	AWAY	NEUTRAL	STREAK
South Alabama	0-0	.000	8-3	.727	2-1	3-2	3-0	L2
Arkansas State	0-0	.000	7-4	.636	4-0	3-4	0-0	L1
James Madison	0-0	.000	7-4	.636	5-0	0-4	2-0	W2
Marshall	0-0	.000	7-4	.636	5-1	2-3	0-0	W2
Georgia Southern	0-0	.000	8-5	.615	5-0	3-3	0-2	W5
App State	0-0	.000	7-5	.583	4-1	2-4	1-0	W3
Texas State	0-0	.000	7-5	.583	7-0	0-3	0-2	W1
Troy	0-0	.000	7-5	.583	2-1	4-3	1-1	W2
Coastal Carolina	0-0	.000	6-5	.545	3-0	2-5	1-0	L1
Southern Miss	0-0	.000	6-5	.545	3-0	1-4	2-1	L1
Old Dominion	0-0	.000	3-8	.273	3-0	0-8	0-0	L5
ULM	0-0	.000	3-8	.273	3-1	0-6	0-1	L1
Georgia State	0-0	.000	2-9	.182	2-1	0-6	0-2	W1
Louisiana	0-0	.000	1-10	.091	1-3	0-7	0-0	L9

WEEKLY SCHEDULE

WEDNESDAY, DECEMBER 17

ULM vs South Alabama	6:30 PM
Old Dominion vs James Madison	7:00 PM
Texas State vs Arkansas State	7:30 PM

THURSDAY, DECEMBER 18

App State vs Coastal Carolina	5:30 PM
Georgia Southern vs Georgia State	7:00 PM
Southern Miss vs Louisiana	7:30 PM

SATURDAY, DECEMBER 20

App State vs Georgia State	12:00 PM
Old Dominion vs Coastal Carolina	1:00 PM
Troy vs Marshall	1:00 PM
ULM vs Louisiana	2:00 PM
Texas State vs South Alabama	2:30 PM
Southern Miss vs Arkansas State	3:30 PM
Georgia Southern vs James Madison	4:00 PM

SBC PLAYER OF THE WEEK

Week 1 - Cooper Campbell | Troy
Week 2 - Spudd Webb | Georgia Southern
Week 3 - Tylik Weeks | Southern Miss
Week 4 - Justin McBride | James Madison
Week 5 - Spudd Webb | Georgia Southern
Week 6 - Alonzo Dodd | App State
Week 7 -
Week 8 -
Week 9 -
Week 10 -
Week 11 -
Week 12 -
Week 13 -
Week 14 -
Week 15 -
Week 16 -

SUN BELT PRESEASON POLL

TEAM	POINTS (1ST PLACE)
1. James Madison	175 (1)
2. Arkansas State	154 (3)
3. South Alabama	152 (4)
4. Troy	148 (1)
5. Old Dominion	145 (2)
6. Marshall	128 (1)
7. App State	123 (1)
8. Texas State	106
9. Louisiana	95 (1)
10. Georgia Southern	66
11. Georgia State	59
12. Southern Miss	57
13. Coastal Carolina	43
14. ULM	19

SBC PRESEASON AWARDS

PRESEASON PLAYER OF THE YEAR

Robert Davis Jr.	Old Dominion
------------------	--------------

PRESEASON ALL-CONFERENCE TEAMS

FIRST TEAM

Robert Davis Jr.	Old Dominion
Bradley Douglas	James Madison
Thomas Dowd	Troy
Tyren Moore	Georgia Southern
Jalen Speer	Marshall

SECOND TEAM

Eren Banks	App State
Mark Drone	Texas State
Jelani Hamilton	Georgia State
Chandler Jackson	Arkansas State
RaSheed Jones	Coastal Carolina

THIRD TEAM

Jordan Battle	Old Dominion
John Broom	South Alabama
Kaden Gumbs	Texas State
Matt Van Komen	Marshall
Nakavieon White	Georgia Southern

STATISTICAL TRENDS

TREND	2025-26	PANNONE ERA
At Home	4-0	4-0
On Road/Neutral Site	3-4	3-4
Score first	3-3	3-3
Score second	4-1	4-1
3+ players score 10+	6-2	6-2
4+ more players score 10+	4-1	4-1
In November	5-3	5-3
In December	2-1	2-1
In January	0-0	0-0
In February	0-0	0-0
In March	0-0	0-0
Leading at halftime	5-1	5-1
Trailing at halftime	2-3	2-3
Tied at halftime	0-0	0-0
Leading with 5:00 remaining	5-1	5-1
Trailing with 5:00 remaining	1-3	1-3
Tied with 5:00 remaining	1-0	1-0
Shoot higher FG%	4-1	4-1
Shoot lower FG%	3-3	3-3
Shoot equal FG%	0-0	0-0
Shoot 50% or better	1-0	1-0
Shoot 40-49%	5-2	5-2
Shoot 30-39%	1-2	1-2
Shoot less than 30%	1-0	1-0
Shoot higher 3PT%	4-0	4-0
Shoot lower 3PT%	3-4	3-4
Shoot equal 3PT%	0-0	0-0
Make more 3-pointers	6-1	6-1
Make fewer 3-pointers	1-3	1-3
Make equal 3-pointers	0-0	0-0
Shoot higher FT%	6-3	6-3
Shoot lower FT%	1-1	1-1
Shoot equal FT%	0-0	0-0
Shoot more FT	3-1	3-1
Shoot fewer FT	3-2	3-2
Equal FT	1-1	1-1
More rebounds	6-2	6-2
Fewer rebounds	1-2	1-2
Equal rebounds	0-0	0-0
More assists	6-0	6-0
Fewer assists	1-4	1-4
Equal assists	0-0	0-0
Fewer turnovers	2-1	2-1
More turnovers	5-2	5-2
Equal turnovers	0-1	0-1
Score 85 points or more	5-0	5-0
Score 75-84 points	1-1	1-1
Score 65-74 points	1-3	1-3
Score 64 points or fewer	0-0	0-0
Allow 85 points or more	2-3	2-3
Allow 75-84 points	2-1	2-1
Allow 65-74 points	1-0	1-0
Allow 64 points or fewer	2-0	2-0
More bench points	6-4	6-4
Fewer bench points	1-0	1-0
Equal bench points	0-0	0-0
More points in paint	5-2	5-2
Fewer points in paint	1-2	1-2
Equal points in paint	1-0	1-0
More 2nd chance points	5-1	5-1
Fewer 2nd chance points	1-3	1-3
Equal 2nd chance points	1-0	1-0
More fast break points	3-2	3-2
Fewer fast break points	4-2	4-2
Equal fast break points	0-0	0-0
White uniforms	4-0	4-0
Black uniforms	1-1	1-1
Red Uniforms	2-3	2-3
Monday	2-0	2-0
Tuesday	2-0	2-0
Wednesday	0-1	0-1
Thursday	0-0	0-0
Friday	1-2	1-2
Saturday	2-1	2-1
Sunday	0-0	0-0

2025-26 MARGIN OF VICTORY / DEFEAT

MARGIN	1	2	3	4	5	6	7	8	9	10	11-14	15-19	20-24	25-29	30-34	35+
VICTORY	1	--	--	1	1	--	--	--	--	--	2	--	1	1	--	--
DEFEAT	1	--	--	--	--	--	--	--	--	--	1	--	--	1	1	--

MARGIN OF VICTORY / DEFEAT SINCE 1991-92 (SUN BELT ERA)

MARGIN	1	2	3	4	5	6	7	8	9	10	11-14	15-19	20-24	25-29	30-34	35+
VICTORY	28	34	34	22	29	21	23	25	22	19	87	62	30	34	16	25
DEFEAT	28	24	42	31	28	34	32	23	25	21	74	63	44	18	12	7

STATS BY THE HALF

MOST FIRST HALF POINTS

A-State	46	at Little Rock 12/6/25
Opponent	50	at SMU 11/21/25

MOST SECOND HALF POINTS

A-State	57	at Ohio 11/3/25
Opponent	50	at SMU 11/21/25

FEWEST FIRST HALF POINTS

A-State	30	at SMU 11/21/25
Opponent	21	vs UT Arlington 12/2/25

FEWEST SECOND HALF POINTS

A-State	29	at Stephen F. Austin 11/7/25
Opponent	31	vs North Dakota St. 11/28/25

LARGEST HALFTIME LEAD

A-State	18	vs UT Arlington 12/2/25
Opponent	15	at Stephen F. Austin 11/7/25

LARGEST MARGIN OF VICTORY

A-State	28	vs Christian Brothers 11/15/25
Opponent	31	at SMU 11/21/25

PLAYER MILESTONES

POINTS LEADER	SEA	CAR	10+ POINTS	SEA	CAR	GAMES PLAYED	SEA	CAR
Chandler Jackson	3	5	Chandler Jackson	6	17	Matt Hayman	11	107
TJ Caldwell	3	4	TJ Caldwell	6	16	Chandler Jackson	11	102
Joey Chammaa	2	4	Matt Hayman	5	48	TJ Caldwell	11	74
Christian Harmon	2	2	Jaxon Ellingsworth	5	10	Jaxon Ellingsworth	11	44
Jalen Hampton	1	4	Christian Harmon	4	4	Chudi Dioramma	11	43
Jaxon Ellingsworth	1	2	Royal Blue Smith	3	3	Aly Tounkara	11	40
Matt Hayman	--	16	Joey Chammaa	2	13	Royal Blue Smith	11	11
Chudi Dioramma	--	1	Chudi Dioramma	2	9	Christian Harmon	11	11
			Jalen Hampton	1	31	Jalen Hampton	9	70
			Aly Tounkara	1	3	Fredy-Salam Sylla	7	7
			Fredy-Salam Sylla	1	1	Joey Chammaa	2	40
REBOUNDS LEADER	SEA	CAR	20+ POINTS	SEA	CAR	GAMES STARTED	SEA	CAR
Jalen Hampton	5	26	Chandler Jackson	2	2	Chandler Jackson	9	38
Jaxon Ellingsworth	3	5	Christian Harmon	2	2	Jaxon Ellingsworth	9	10
Matt Hayman	2	11	Joey Chammaa	1	2	Cristian Harmon	9	9
Aly Tounkara	1	11	Jaxon Ellingsworth	1	1	Aly Tounkara	8	14
Chudi Dioramma	1	5	TJ Caldwell	1	1	Matt Hayman	5	67
Chandler Jackson	1	2	Matt Hayman	--	9	TJ Caldwell	5	12
Christian Harmon	1	1	Jalen Hampton	--	3	Jalen Hampton	3	47
Royal Blue Smith	1	1				Royal Blue Smith	3	3
			10+ REBOUNDS	SEA	CAR	Chudi Dioramma	2	2
			Jalen Hampton	2	14	Fredy-Salam Sylla	2	2
			Christian Harmon	1	1			
			Matt Hayman	--	2	DOUBLE-DOUBLES	SEA	CAR
			Chudi Dioramma	--	2	Jalen Hampton	--	9
			Aly Tounkara	--	2	Chudi Dioramma	--	1
						Matt Hayman	--	1
			15+ REBOUNDS	SEA	CAR	Aly Tounkara	--	1
			Jalen Hampton	--	15			
			10+ ASSISTS	SEA	CAR	TRIPLE-DOUBLES	SEA	CAR

*Leaders include ties



THE LAST TIME...

A TEAM SCORED 100+ POINTS IN A GAME

A-State 103 vs Saint Louis (W 103-78) | 3-18-25
Opponent 100 by SMU (L, 69-100) | 11-21-25

A TEAM SCORED 90+ POINTS IN A GAME

A-State 90 at Little Rock (W 90-78) | 12-6-25
Opponent 100 by SMU (L, 69-100) | 11-21-25

A TEAM SCORED 90+ POINTS IN FIRST NATIONAL BANK ARENA

A-State 95 vs Christian Brothers (W 95-67) | 11-15-25
Opponent 90 by Louisiana (L, 87-900T) | 3-9-19

A TEAM SCORED 90+ POINTS IN A LOSS

A-State 90 at Georgia State (L, 90-91) | 12-30-23
Opponent 114 by Little Rock (W, 116-114 4OT) | 3-14-14

A TEAM SCORED 60 POINTS OR FEWER IN A WIN

A-State 59 vs Stephen F. Austin (W 59-49) | 11-16-24
Opponent 60 by South Alabama (L, 56-60) | 2-19-25

A TEAM SCORED 50 POINTS OR LESS

A-State 45 at South Alabama (L 45-63) | 1-5-23
Opponent 49 by Stephen F. Austin (W 59-49) | 12-6-24

A TEAM HAD 5+ PLAYERS SCORE IN DOUBLE FIGURES

A-State 5 vs UT Arlington | 12-2-25
Opponent 5 by Rice | 12-13-25

A TEAM WON A GAME BY 30+ POINTS

A-State 34 vs Southern Miss (101-67) | 2-12-25
Opponent 31 by SMU | 11-21-25

A TEAM WON A GAME BY 50+ POINTS

A-State 66 vs Crowley's Ridge College (115-49) | 12-4-20
Opponent 52 by Saint Louis (L, 38-90) | 1947

A TEAM WON AN OVERTIME GAME

A-State 85-80 vs North Dakota State | 11-28-25
Opponent 82-85 at ULM | 1-28-24

A TEAM WON A 2+ OVERTIME GAME

A-State 75-71 vs FAU (2OT) | 12-14-18
Opponent 70-73 (OT) by ULM | 3-8-17

A TEAM SHOT 60% FG IN A GAME

A-State 63.8% (37-58) vs Ohio | 2-10-24
Opponent 62.5% (35-56) by James Madison | 3-12-24

A TEAM SHOT 30% OR WORSE FG IN A GAME

A-State 29.4% (20-68) vs San Diego | 11-24-23
Opponent 26.6% (17-64) by Old Dominion | 1-2-24

A TEAM MADE 15+ 3-POINT FG IN A GAME

A-State 16 (16-35) vs Saint Louis | 3-18-25
Opponent 15 (15-27) by UT Arlington | 1-13-18

A TEAM DID NOT MAKE A 3-POINT FG IN A GAME

A-State vs Texas State (0-13) | 2-22-21
Opponent by Florida Atlantic (0-10) | 1-26-13

A TEAM SHOT 60% 3-POINT FG IN A GAME

A-State 61.5% (8-13) at Texas State | 2-1-25
Opponent 75.0 (6-8) by ULM | 2-3-24

A TEAM MADE 30+ FREE THROWS IN A GAME

A-State 35 (35-42) at Louisiana | 2-26-25
Opponent 33 (33-39) by South Alabama | 3-10-25

A TEAM MADE 5 OR FEWER FREE THROWS IN A GAME

A-State 4 (4-9) vs ULM | 2-22-25
Opponent 4 (4-7) by Air Force | 12-19-21

A TEAM ATTEMPTED 40+ FREE THROWS

A-State 42 at Louisiana | 2-26-25
Opponent 44 by Alabama | 11-8-24

A TEAM SHOT 95% OR BETTER FREE THROWS IN A GAME

A-State 100.0% (9-9) at Little Rock | 12-6-25
Opponent 100.0% by ULM (8-8) | 2-28-25

A TEAM SHOT 40% OR WORSE FREE THROWS IN A GAME

A-State 28.6% (4-14) at Appalachian State | 3-1-24
Opponent 38.5 (5-13) at Appalachian State | 1-27-22

A TEAM HAD 20+ OFFENSIVE REBOUNDS IN A GAME

A-State 21 at SMU | 11-21-25
Opponent 20 by Coastal Carolina | 12-21-24

A TEAM HAD 5 OR FEWER OFFENSIVE REBOUNDS IN A GAME

A-State 5 vs ULM | 2-3-24
Opponent 3 by Little Rock | 12-6-25

A TEAM HAD 35+ DEFENSIVE REBOUNDS IN A GAME

A-State 35 at Louisiana | 2-26-25
Opponent 36 by Alabama | 11-8-24

A TEAM HAD 50+ TOTAL REBOUNDS IN A GAME

A-State 56 at Louisiana | 2-26-25
Opponent 50 by Alabama | 11-8-24

A TEAM HAD 25 OR FEWER TOTAL REBOUNDS IN A GAME

A-State 21 at Texas Tech | 12-14-21
Opponent 24 by Little Rock | 12-6-25

A TEAM OUT-REBOUNDED ITS OPPONENT BY 20+

A-State 32 (56-24) at Louisiana | 2-26-25
Opponent 21 (45-24) vs Prairie View | 11-25-22

A TEAM HAD 20+ ASSISTS IN A GAME

A-State 24 vs Saint Louis | 3-18-25
Opponent 29 by SMU | 11-21-25

A TEAM HAD 4 OR FEWER ASSISTS IN A GAME

A-State 3 at South Alabama | 1-5-23
Opponent 4 by UT Arlington | 12-2-25

A TEAM COMMITTED 20+ TURNOVERS IN A GAME

A-State 32 at SMU | 11-21-25
Opponent 20 by Memphis | 12-8-24

A TEAM COMMITTED 6 OR FEWER TURNOVERS IN A GAME

A-State 5 at North Texas | 3-23-25
Opponent 6 by Bethune-Cookman | 3-23-24

A TEAM HAD 15+ STEALS IN A GAME

A-State 15 vs Harding | 11-7-22
Opponent 26 by SMU | 11-21-25

A TEAM DID NOT HAVE A STEAL IN A GAME

A-State vs Appalachian State | 2-4-17
Opponent by Florida Atlantic | 1-26-13

A TEAM HAD 10+ BLOCKS IN A GAME

A-State 10 vs Harding | 12-29-18
Opponent 11 by Marshall | 3-8-25

A TEAM DID NOT BLOCK A SHOT IN A GAME

A-State 18.5% (5-27) vs Christian Brothers | 11-15-25
Opponent ULM | 2-22-25

A TEAM COMMITTED 30+ FOULS IN A GAME

A-State 30 at Iowa | 11-17-23
Opponent 30 by UT Arlington | 12-12-24

A TEAM COMMITTED 10 OR FEWER FOULS IN A GAME

A-State 9 vs Christian Brothers | 11-15-25
Opponent 10 by Little Rock | 12-6-25

A TEAM SCORED 50+ POINTS IN A HALF

A-State 50 vs Christian Brothers (2nd H) | 11-15-25
Opponent 50 by SMU (2nd H) | 11-21-25

A TEAM HAD 20 OR FEWER POINTS IN A HALF

A-State 18 at South Alabama (1st H) | 1-5-23
Opponent 19 by Georgia State (1st H) | 1-18-24

A TEAM SHOT 65% OR BETTER FG IN A HALF

A-State 68.2% (15-22) vs Bethune-Cookman (2nd H) | 3-23-24
Opponent 70.4% (19-27) by James Madison (2nd H) | 3-12-24

A TEAM SHOT 20% OR WORSE FG IN A HALF

A-State 18.5% (5-27) vs James Madison (1st H) | 2-7-24
Opponent 18.5% (5-27) by UT Rio Grande Valley (1st H) | 11-25-23

A TEAM MADE 8+ 3-POINTERS IN A HALF

A-State 10 (10-18) vs Saint Louis (1st H) | 3-18-25
Opponent 8 (8-15) by South Alabama (1st H) | 1-9-25

A TEAM MADE 20+ FREE THROWS IN A HALF

A-State 21 (21-28) vs UT Arlington (2nd H) | 12-12-24
Opponent 24 (24-27) by Alcorn State (2nd H) | 11-14-23

A TEAM DID NOT MAKE A FREE THROW IN A HALF

A-State vs Saint Louis (0-3, 1st H) | 3-18-25
Opponent Little Rock (0-0, 1st H) | 12-6-25

THE LAST TIME...

A TEAM DID NOT ATTEMPT A FREE THROW IN A HALF

A-State vs Mississippi Valley State (0-0, 1st H) | 12-1-22
Opponent Little Rock (0-0, 1st H) | 12-6-25

A PLAYER SCORED 30+ POINTS IN A GAME

A-State Chandler Jackson (33) at Missouri State | 11-11-25
Opponent Lawson (33) & Nzeh (30) at Little Rock | 12-6-25

TWO PLAYERS SCORED 20+ POINTS IN A GAME

A-State Chammaa (21) & Jackson (21) at Ohio | 11-3-25
Opponent Lawson (33) & Nzeh (30) at Little Rock | 12-6-25

A PLAYER SHOT 100% FG IN A GAME (MIN 7 ATT.)

A-State 10-10 by Izaiyah Nelson at Texas State | 2-1-24
Opponent 7-7 by Vladimir Brodziansky (TCU) | 12-3-16

A PLAYER MADE 7+ 3-POINTERS IN A GAME

A-State 7 (7-9) by Grantham Gillard vs ULM | 3-7-19
Opponent 8 (8-15) by Keishawn Brewton (Coastal Carolina) | 1-18-20

A PLAYER MADE 14+ FREE THROWS IN A GAME

A-State 16 (16-20) by Caleb Fields vs Texas State | 1-11-24
Opponent 14 (14-19) by Kamani Johnson (Little Rock) | 2-22-20

A PLAYER HAD 7+ OFFENSIVE REBOUNDS IN A GAME

A-State 10 by Izaiyah Nelson at Louisiana | 2-26-25
Opponent 7 by Chrishawn Christmas (Stephen F. Austin) | 11-7-25

A PLAYER HAD 15-19 TOTAL REBOUNDS IN A GAME

A-State 19 by Izaiyah Nelson at ULM | 2-28-25
Opponent 17 by Andrew McKeever (Saint Mary's) | 11-19-25

A PLAYER HAD 20+ TOTAL REBOUNDS IN A GAME

A-State 21 by Izaiyah Nelson at Louisiana | 2-26-25
Opponent

A PLAYER HAD 12+ ASSISTS IN A GAME

A-State 13 by Caleb Fields vs ULM | 2-3-24
Opponent 13 by B.J. Edwards (SMU) | 11-21-25

A PLAYER HAD 7+ TURNOVERS IN A GAME

A-State 7 by Terrance Ford Jr. at Louisiana | 2-26-25
Opponent 7 by Elijah McCadden (Georgia Southern) | 1-1-22

A PLAYER HAD 6+ STEALS IN A GAME

A-State 6 by Kobe Julien vs Little Rock | 11-12-24
Opponent 10 by B.J. Edwards (SMU) | 11-21-25

A PLAYER PLAYED ALL 40 MINUTES IN REGULATION

A-State Terrance Ford Jr. vs South Alabama | 3-9-25
Opponent Jonathan Lawson (Little Rock) | 12-6-25

GAME-BY-GAME LEADERS

DATE	TEAM	W/L	SCORE	RECORD (SBC)	HIGH POINTS	HIGH REBOUNDS	HIGH ASSISTS	HIGH BLOCKS	HIGH STEALS	ATTENDANCE
Nov. 3	at Ohio	W	89-85	1-0 (0-0 SBC)	Two Players - 21	Jackson - 8	Jackson - 5	Two Players - 1	Chammaa - 2	5,545
Nov. 7	at Stephen F. Austin	L	65-90	1-1 (0-0 SBC)	Chammaa - 17	Ellingsworth - 6	Hayman - 3	None	Harmon - 3	1,923
Nov. 11	at Missouri State	W	86-85	2-1 (0-0 SBC)	Jackson - 33	Harmon - 11	Harmon - 4	Touunkara - 2	Ellingsworth - 2	2,201
Nov. 15	Christian Brothers	W	95-67	3-1 (0-0 SBC)	Ellingsworth - 20	Two Players - 7	Jackson - 7	None	Three Players - 2	3,182
Nov. 19	at Saint Mary's	L	72-85	3-2 (0-0 SBC)	Harmon - 21	Hayman - 6	Jackson - 6	Three Players - 1	Three Players - 2	3,087
Nov. 21	at SMU	L	69-100	3-3 (0-0 SBC)	Caldwell - 20	Hampton - 9	Six Players - 1	Two Players - 1	Blue - 2	4,502
Nov. 24	Jacksonville State	W	74-63	4-3 (0-0 SBC)	Harmon - 21	Two Players - 7	Jackson - 5	Two Players - 1	Two Players - 3	3,071
Nov. 28	North Dakota State	W	85-80	5-3 (0-0 SBC)	Caldwell - 19	Hampton - 11	Jackson - 5	Two Players - 2	Hayman - 3	3,167
Dec. 2	UT Arlington	W	83-63	6-3 (0-0 SBC)	Hampton - 19	Hampton - 8	Jackson - 7	Touunkara - 1	Three Players - 2	3,389
Dec. 6	at Little Rock	W	90-78	7-3 (0-0 SBC)	Caldwell - 19	Hampton - 13	Two Players - 4	Caldwell - 3	Six Players - 1	2,691
Dec. 13	at Rice	L	76-77	7-4 (0-0 SBC)	Jackson - 17	Three Players - 5	Five Players - 2	Two Players - 1	Six Players - 1	1,125
Dec. 17	at Texas State									
Dec. 20	at Southern Miss									
Dec. 30	Arkansas Tech									
Jan. 3	James Madison									
Jan. 7	Troy									
Jan. 10	Texas State									
Jan. 15	at South Alabama									
Jan. 17	at Troy									
Jan. 22	at Georgia Southern									
Jan. 24	at Georgia State									
Jan. 28	Old Dominion									
Jan. 31	Marshall									
Feb. 4	at Coastal Carolina									
Feb. 7	MAC-SBC Challenge									
Feb. 11	ULM									
Feb. 14	South Alabama									
Feb. 19	at Louisiana									
Feb. 21	at ULM									
Feb. 24	Southern Miss									
Feb. 27	Louisiana									



GAME-BY-GAME STATISTICS

OPPONENT	W/L	FG-FGA	PCT	3FG-FGA	PCT	FT-FTA	.PCT	OR	DR	TOT	PF	AST	TO	BLK	STL
A-State	W	27-56	.482	10-27	.370	25-28	.893	13	28	41	27	13	18	2	6
at Ohio		31-63	.492	8-26	.308	15-22	.682	7	18	25	19	11	10	1	4
A-State	L	17-54	.315	5-27	.185	26-33	.788	10	20	30	19	10	14	0	12
at Stephen F. Austin		34-70	.486	12-33	.364	10-19	.526	19	30	49	25	14	14	8	5
A-State	W	29-65	.446	5-22	.227	23-29	.793	14	26	40	27	11	16	2	6
at Missouri State		26-56	.464	6-21	.286	27-37	.730	7	25	32	23	14	12	3	7
A-State	W	39-68	.574	7-24	.292	10-17	.588	14	24	38	9	21	7	0	7
Christian Brothers		26-60	.433	5-26	.192	10-13	.769	11	19	30	13	8	13	1	4
A-State	L	26-69	.377	9-29	.310	11-13	.846	16	19	35	25	16	10	8	3
at Saint Mary's		26-53	.491	8-16	.500	25-33	.758	13	27	40	16	17	13	7	6
A-State	L	26-63	.413	6-29	.207	11-16	.688	21	27	48	16	6	32	2	4
at SMU		41-75	.547	8-23	.348	10-16	.625	12	18	30	15	29	8	4	26
A-State	W	21-52	.404	9-26	.346	23-29	.793	7	27	34	24	17	16	2	11
Jacksonville State		20-55	.364	4-25	.160	19-29	.655	12	25	37	23	9	15	3	7
A-State	W	27-68	.397	11-33	.333	20-22	.909	12	34	46	22	18	11	6	7
North Dakota State		25-64	.391	10-25	.400	20-31	.645	11	30	41	20	12	12	3	9
A-State	W	29-60	.483	4-17	.235	21-29	.724	14	27	41	19	16	14	1	9
UT Arlington		23-62	.371	1-19	.053	16-26	.615	15	22	37	21	4	12	3	11
A-State	W	34-69	.493	13-37	.351	9-9	1.000	13	29	42	11	15	12	5	6
at Little Rock		29-57	.509	10-20	.500	10-17	.588	3	21	24	10	14	9	5	9
A-State	L	30-61	.492	4-18	.222	12-19	.632	13	30	43	17	11	11	2	6
at Rice		26-64	.406	10-24	.417	15-23	.652	12	25	37	18	13	7	3	8
A-State															
at Texas State															
A-State															
at Southern Miss															
A-State															
Arkansas Tech															
A-State															
James Madison															
A-State															
Troy															
A-State															
Texas State															
A-State															
at South Alabama															
A-State															
at Troy															
A-State															
at Georgia Southern															
A-State															
at Georgia State															
A-State															
Old Dominion															
A-State															
Marshall															
A-State															
at Coastal Carolina															
A-State															
MAC-SBC Challenge															
A-State															
ULM															
A-State															
South Alabama															
A-State															
at Louisiana															
A-State															
at ULM															
A-State															
Southern Miss															
A-State															
Louisiana															

SCORING & SPECIALTY STATS

OPPONENT	FIRST HALF		SECOND HALF		TOTAL		STARTERS		BENCH		IN THE PAINT		2ND CHANCE		OFF TURNOVERS	
	A-STATE	OPP	A-STATE	OPP	A-STATE	OPP	A-STATE	OPP	A-STATE	OPP	A-STATE	OPP	A-STATE	OPP	A-STATE	OPP
at Ohio	32	39	57	46	89	85	37	71	52	14	34	42	21	4	2	15
at Stephen F. Austin	31	46	34	44	65	90	24	66	41	24	20	34	11	26	16	24
at Missouri State	33	46	53	39	86	85	71	73	15	12	44	34	18	9	13	23
Christian Brothers	45	28	50	39	95	67	46	59	49	8	64	23	17	10	23	4
at Saint Mary's	39	47	33	38	72	85	39	69	33	16	32	30	14	15	13	12
at SMU	30	50	39	50	69	100	47	83	22	17	36	50	21	2	6	51
Jacksonville State	38	32	36	31	74	63	58	29	16	34	24	24	7	7	21	18
North Dakota State	39	35	31	35	85	80	48	62	37	18	32	28	13	8	5	11
UT Arlington	39	21	44	42	83	63	44	49	39	14	48	44	10	17	19	11
at Little Rock	46	39	44	39	90	78	54	78	36	0	40	30	15	4	14	18
at Rice	35	33	41	44	76	77	48	51	28	26	48	32	10	11	6	19
at Texas State																
at Southern Miss																
Arkansas Tech																
James Madison																
Troy																
Texas State																
at South Alabama																
at Troy																
at Georgia Southern																
at Georgia State																
Old Dominion																
Marshall																
at Coastal Carolina																
MAC-SBC Challenge																
ULM																
South Alabama																
at Louisiana																
at ULM																
Southern Miss																
Louisiana																

**STARTING LINEUPS**

DATE	OPPONENT	G	G	G	G/F	F	LINEUP RECORD
Nov. 3	at Ohio	Jackson	Hayman	Hampton	Harmon	Dioramma	1-0
Nov. 7	at Stephen F. Austin	Jackson	Hayman	Harmon	Ellingsworth	Touunkara	0-1
Nov. 11	at Missouri State	Jackson	Harmon	Caldwell	Ellingsworth	Touunkara	1-0
Nov. 15	Christian Brothers	Jackson	Harmon	Caldwell	Ellingsworth	Touunkara	2-0
Nov. 19	at Saint Mary's	Jackson	Harmon	Caldwell	Ellingsworth	Touunkara	2-1
Nov. 21	at SMU	Jackson	Harmon	Caldwell	Ellingsworth	Touunkara	2-2
Nov. 24	Jacksonville State	Jackson	Harmon	Smith	Ellingsworth	Touunkara	1-0
Nov. 28	North Dakota State	Jackson	Harmon	Caldwell	Ellingsworth	Touunkara	3-2
Dec. 2	UT Arlington	Jackson	Harmon	Caldwell	Ellingsworth	Touunkara	4-2
Dec. 6	at Little Rock	Blue	Hayman	Sylla	Hampton	Dioramma	1-0
Dec. 13	at Rice	Blue	Hayman	Sylla	Hampton	Ellingsworth	0-1
Dec. 17	at Texas State						
Dec. 20	at Southern Miss						
Dec. 30	Arkansas Tech						
Jan. 3	James Madison						
Jan. 7	Troy						
Jan. 10	Texas State						
Jan. 15	at South Alabama						
Jan. 17	at Troy						
Jan. 22	at Georgia Southern						
Jan. 24	at Georgia State						
Jan. 28	Old Dominion						
Jan. 31	Marshall						
Feb. 4	at Coastal Carolina						
Feb. 7	MAC-SBC Challenge						
Feb. 11	ULM						
Feb. 14	South Alabama						
Feb. 19	at Louisiana						
Feb. 21	at ULM						
Feb. 24	Southern Miss						
Feb. 27	Louisiana						



0

CHANDLER JACKSON

SR | GUARD | 6'5 | MEMPHIS, TENN. | FLORIDA STATE

SEASON HIGHS	CATEGORY	CAREER HIGHS
33 at Missouri State 11/11/25	POINTS	33 at Missouri State 11/11/25
10 at Missouri State 11/11/25	FIELD GOALS MADE	10 at Missouri State 11/11/25
3 at Missouri State 11/11/25	3PT FIELD GOALS MADE	3 at Missouri State 11/11/25
10 at Missouri State 11/11/25	FREE THROWS MADE	10 at Missouri State 11/11/25
8 at Ohio 11/3/25	REBOUNDS	8 at Ohio 11/3/25
7, 2x, last vs UT Arlington 12/2/25	ASSISTS	9 vs Syracuse 2/8/23
--	BLOCKS	3 at Miami 1/8/25
3 vs Jacksonville State 11/24/25	STEALS	5 vs Western Carolina 11/26/24
36 vs North Dakota St. 11/28/25	MINUTES	36 vs North Dakota St. 11/28/25

PLAYER NOTES

2024-25 | JUNIOR | FLORIDA STATE

Named as one of 10 ACC Breakout Players for the 2024-25 season by College Hoops Today ... Averaged 6.3 points, 2.1 rebounds, and 2.0 assists over 27 starts and 29 appearances ... Shot 42.3 percent (69-for-163) from the field and 72.2 percent (39-for-54) from the free-throw line ... Recorded 38 steals with a career high of five against Western Carolina on Nov. 26 ... Reached double digits in points five times, including a season high of 14 against Winthrop on Dec. 17.

2023-24 | SOPHOMORE | FLORIDA STATE

Appeared in 33 games with one start, averaging 4.9 points, 1.4 rebounds, and 1.1 assists ... Netted 58 field goals on 44.6 percent shooting and converted 25-of-31 (80.6 percent) attempts from the charity stripe ... Reached double figures in four games, including a season high of 19 against Boston College on Feb. 20 ... Posted 10 points against North Carolina on Jan. 27 before contributing with 17 versus Virginia on Feb. 10 ... Posted four-plus assists in three-games, including a season high of five against South Florida on Dec. 9.

2022-23 | FRESHMAN | FLORIDA STATE

Averaged 3.6 points, 1.3 rebounds, and 1.3 assists over 29 appearances and one start in freshman campaign ... Dished out 38 assists with a season-high of nine against Syracuse on Feb. 8 ... Swiped two-plus steals three times during the season, tallying a total of 19 on the year ... Contributed with seven points and four rebounds in the Seminoles' season finale against Georgia Tech on March 7.

HIGH SCHOOL

Selected as Tennessee Mr. Basketball in DII-A following senior campaign, and was runner-up for the award one year prior ... Led the Purple Wave to a 49-1 record over his final two seasons, including a perfect 28-0 campaign culminating in a DII-AA State Championship ... Averaged 18.5 points, 5.4 rebounds, and 4.1 assists per game to earn Memphis Commercial Appeal First Team All-Metro honors.

MATCH-BY-MATCH STATISTICS

DATE	OPPONENT	W/L	MIN	FGM/A	%	3FG/A	%	FTM/A	%	O-D-T	AVG	PF	AST	T/O	BLK	STL	PTS
11/3	at Ohio [^]	W	32	7-11	.636	1-2	.500	6-7	.857	4-4-8	8.0	2	5	3	0	0	21
11/7	at Stephen F. Austin [^]	L	16	0-4	.000	0-3	.000	2-2	1.000	1-0-1	4.5	2	2	3	0	0	2
11/11	at Missouri State [^]	W	27	10-11	.909	3-3	1.000	10-12	.833	1-3-4	4.3	3	1	3	0	0	33
11/15	Christian Brothers [^]	W	23	1-6	.167	0-3	.000	0-0	--	1-1-2	3.8	1	7	0	0	2	2
11/19	at Saint Mary's [^]	L	29	2-10	.200	0-2	.000	0-1	.000	0-2-2	3.4	3	6	1	0	0	4
11/21	at SMU [^]	L	19	2-6	.333	0-2	.000	0-0	--	1-2-3	3.3	1	1	4	0	0	4
11/24	Jacksonville State [^]	W	29	2-5	.400	0-1	.000	7-8	.875	0-2-2	3.1	3	5	3	0	3	11
11/28	North Dakota State [^]	W	36	2-9	.222	0-3	.000	6-6	1.000	2-2-4	3.3	4	5	2	0	2	10
12/2	UT Arlington [^]	W	33	4-8	.500	0-0	--	3-3	1.000	1-3-4	3.3	1	7	1	0	2	11
12/6	at Little Rock	W	23	2-3	.667	0-1	.000	0-0	--	1-1-2	3.2	0	4	1	0	1	4
12/13	at Rice	L	24	6-9	.667	0-0	--	5-8	.625	1-3-4	3.3	2	2	2	0	1	17
12/17	at Texas State*																
12/20	at Southern Miss*																
12/30	Arkansas Tech																
1/3	James Madison*																
1/7	Troy*																
1/10	Texas State*																
1/15	at South Alabama*																
1/17	at Troy*																
1/22	at Georgia Southern*																
1/24	at Georgia State*																
1/28	Old Dominion*																
1/31	Marshall*																
2/4	at Coastal Carolina*																
2/7	MAC-SBC Challenge																
2/11	ULM*																
2/14	South Alabama*																
2/19	at Louisiana*																
2/21	at ULM*																
2/24	Southern Miss*																
2/27	Louisiana*																

[^] - Starter | * - Conference Game | # Neutral Site

CAREER REPORT

				Field Goals		3-Point		F-Throws		Rebounds									Scoring	
SEASON	TEAM	GP-GS	MIN/AVG	FG-FGA	FG%	3FG-3FGA	3FG%	FT-FTA	FT%	OFF	DEF	TOT	AVG	PF-FO	A	TO	BLK	STL	PTS	AVG
2022-23	FSU	29-1	353/12.2	37-92	.402	12-32	.375	19-25	.760	12	27	39	1.3	43-0	38	21	5	19	105	3.6
2023-24	FSU	31-1	454/14.6	58-130	.446	12-41	.293	25-31	.806	11	31	42	1.4	45-0	33	12	5	24	153	4.9
2024-25	FSU	29-27	701/24.2	69-163	.423	6-39	.154	39-54	.722	13	47	60	2.1	53-1	57	25	6	38	183	6.3
2025-26	ASU	11-9	293/26.6	38-82	.463	4-20	.200	39-47	.830	13	23	36	3.3	22-0	45	23	0	11	119	10.8
TOTAL FOR ASU		11-9	293/26.6	38-82	.463	4-20	.200	39-47	.830	13	23	36	3.3	22-0	45	23	0	11	119	10.8
TOTAL		100-38	1800/18.0	202-467	.433	34-132	.258	122-157	.777	49	128	177	1.8	163-1	173	81	16	92	560	5.6



1 MATT HAYMAN

GR | GUARD | 6'5 | DEHLI, LA. | STEPHEN F. AUSTIN

SEASON HIGHS	CATEGORY	CAREER HIGHS
15, 3x, last at Little Rock 12/6/25	POINTS	27 at ULM 11/29/24
6, 3x, last at Rice 12/13/25	FIELD GOALS MADE	10, 2x, last at Northwestern St. 2/15/25
3, 3x, last at Little Rock 12/6/25	3PT FIELD GOALS MADE	5, 6x, last at Incarnate Word 2/22/25
4 vs North Dakota St. 11/28/25	FREE THROWS MADE	6, 2x, last at UTRGV 12/5/24
7, 2x, last vs Jacksonville State 11/24/25	REBOUNDS	11 vs Louisiana Tech 12/5/23
5 vs Christian Brothers 11/15/25	ASSISTS	7 at Texas A&M-Corpus Christi 12/7/24
1 at Rice 12/13/25	BLOCKS	3 at Utah Valley 3/3/23
3 vs North Dakota St. 11/28/25	STEALS	6 at Northwestern State 11/13/23
28 at Rice 12/13/25	MINUTES	40 at New Orleans 2/3/25

PLAYER NOTES

2024-25 | SENIOR | STEPHEN F. AUSTIN

Started in 30 games and appeared in one more during final season in Nacogdoches ... Led the Lumberjacks with 14.0 points per game on a team-high 155 field goals made, placing sixth in the WAC with a 42.3 percent clip from the field ... Netted 65 three-pointers - seventh-most in conference - on 176 attempts (36.9 percent), leading the team in all three categories (minimum 20 attempts) ... Finished third on the team with 126 rebounds and dished out a team-high 82 assists ... Finished 94th nationally, third in the conference, and second on the team with 54 steals, averaging 1.7 per game ... Scored in double figures 26 times and surpassed the 20-point mark on five occasions, establishing a career high of 27 at ULM on Nov. 29 ... Posted first career double-double with 14 points and 10 rebounds versus UTRGV on Feb. 10.

2023-24 | JUNIOR | STEPHEN F. AUSTIN

Was one of four Lumberjacks to play in 33 games, and tied for the team high with 29 starts ... Finished third on the team in scoring with 9.8 per game and averaged 4.1 rebounds ... Scoring average increased to 11.5 per game in conference play, the second-best among teammates ... Scored in double figures 12 times and tallied four games with 20-plus points, including a season-high 25 at Abilene Christian on Dec. 2 ... Converted 123 field goals - the most on the team - and 33 three-pointers ... Reached double figures in points during 10 of the last 19 games to end season.

2022-23 | JUNIOR | STEPHEN F. AUSTIN

Made three starts over 32 appearances, averaging 14.8 minutes in first year with the Lumberjacks ... Averaged 4.9 points on a 44.9 percent clip and converted 20 triples on 51 attempts (39.2 percent) ... Tallied 2.3 rebounds per game and dished out 24 assists while swiping 28 steals.

2021-22 | SOPHOMORE | HINDS CC

Started in 22 contests and appeared in 25 in his final season with the Bulldogs ... Averaged 15.8 points with a 45.1 percentage from the floor and a 42.9 percentage from beyond the arc ... Recorded 117 boards, dished out 40 assists, tallied 12 blocks, and swiped 32 steals.

2020-21 | FRESHMAN | HINDS CC

Helped the Bulldogs to a 13-3 record in freshman campaign ... Contributed 11 points in the first round of the NJCAA Gulf District Tournament vs Jones College, resulting in a 71-69 victory.

HIGH SCHOOL

Earned Central Louisiana District 2-5A First Team honors during senior season at Ouachita Parish High School ... Led the Lions to a 29-9 record and a seventh-place finish in the state rankings.

MATCH-BY-MATCH STATISTICS

DATE	OPPONENT	W/L	MIN	FGM/A	%	3FG/A	%	FTM/A	%	O-D-T	AVG	PF	AST	T/O	BLK	STL	PTS
11/3	at Ohio^	W	20	2-4	.500	0-2	.000	3-3	1.000	0-0-0	0.0	4	4	5	0	1	7
11/7	at Stephen F. Austin^	L	17	3-8	.375	1-3	.333	0-0	--	1-1-2	1.0	2	3	1	0	1	7
11/11	at Missouri State	W	26	2-13	.154	0-5	.000	2-2	1.000	1-6-7	3.0	4	1	2	0	1	6
11/15	Christian Brothers	W	22	6-11	.545	3-7	.429	0-0	--	1-1-2	2.8	1	5	0	0	2	15
11/19	at Saint Mary's	L	21	5-13	.385	2-8	.250	0-0	--	1-5-6	3.4	4	0	0	0	2	12
11/21	at SMU	L	18	3-9	.333	1-5	.200	0-0	--	1-2-3	3.3	3	1	5	0	0	7
11/24	Jacksonville State	W	24	2-9	.222	1-7	.143	2-2	1.000	0-7-7	3.9	2	3	1	0	0	7
11/28	North Dakota State	W	25	4-13	.308	3-10	.300	4-4	1.000	0-3-3	3.8	5	4	1	0	3	15
12/2	UT Arlington	W	16	6-6	1.000	0-0	--	0-0	--	1-0-1	3.4	1	0	4	0	1	12
12/6	at Little Rock^	W	22	5-9	.556	3-7	.429	2-2	1.000	1-1-2	3.3	1	4	0	0	1	15
12/13	at Rice	L	28	6-13	.462	0-2	.000	0-0	--	1-2-3	3.3	3	1	2	1	0	12
12/17	at Texas State*																
12/20	at Southern Miss*																
12/30	Arkansas Tech																
1/3	James Madison*																
1/7	Troy*																
1/10	Texas State*																
1/15	at South Alabama*																
1/17	at Troy*																
1/22	at Georgia Southern*																
1/24	at Georgia State*																
1/28	Old Dominion*																
1/31	Marshall*																
2/4	at Coastal Carolina*																
2/7	MAC-SBC Challenge																
2/11	ULM*																
2/14	South Alabama*																
2/19	at Louisiana*																
2/21	at ULM*																
2/24	Southern Miss*																
2/27	Louisiana*																

^ - Starter | * - Conference Game | # Neutral Site

CAREER REPORT

				Field Goals		3-Point		F-Throws		Rebounds								Scoring		
SEASON	TEAM	GP-GS	MIN/AVG	FG-FGA	FG%	3FG-3FGA	3FG%	FT-FTA	FT%	OFF	DEF	TOT	AVG	PF-FO	A	TO	BLK	STL	PTS	AVG
2022-23	SFA	32-3	475/14.8	57-127	.449	20-51	.392	22-34	.647	26	47	73	2.3	58-1	24	33	5	28	156	4.9
2023-24	SFA	33-29	768/23.3	123-276	.446	33-89	.371	45-59	.763	34	101	135	4.1	68-0	46	61	5	45	324	9.8
2024-25	SFA	31-30	893/28.8	155-366	.423	65-176	.369	58-87	.667	28	98	126	4.1	81-1	82	94	8	54	433	14.0
2025-26	ASU	11-4	241/21.9	44-108	.407	14-56	.250	13-13	1.000	8	28	36	3.3	30-1	26	21	1	12	115	10.5
TOTAL FOR ASU		11-4	241/21.9	44-108	.407	14-56	.250	13-13	1.000	8	28	36	3.3	30-1	26	21	1	12	115	10.5
TOTAL		107-66	2376/22.2	379-877	.432	132-372	.355	138-193	.715	96	274	370	3.5	237-3	178	209	19	139	1028	9.6



2 TJ CALDWELL

JR | GUARD | 6'4" | DALLAS, TEXAS | OLE MISS

SEASON HIGHS	CATEGORY	CAREER HIGHS
20 at SMU 11/21/25	POINTS	20 at SMU 11/21/25
8 at SMU 11/21/25	FIELD GOALS MADE	8 at SMU 11/21/25
3 at Little Rock 12/6/25	3PT FIELD GOALS MADE	4 vs Mississippi State 1/30/24
4, 3x, last at Little Rock 12/6/25	FREE THROWS MADE	9 at UCF 12/10/23
7 at Missouri State 11/11/25	REBOUNDS	7 at Missouri State 11/11/25
3 vs North Dakota St. 11/28/25	ASSISTS	5 vs Missouri 1/24/23
3 at Little Rock 12/6/25	BLOCKS	3 at Little Rock 12/6/25
1, 4x, last at Little Rock 12/6/25	STEALS	3 vs Sienna 11/25/22
30 at SMU 11/21/25	MINUTES	33, 2x, last at Temple 11/22/23

PLAYER NOTES

2023-24 | SOPHOMORE | OLE MISS

Appeared in all 32 games for the Rebels, averaging 5.5 points and 2.3 rebounds per game over 18.3 minutes ... Averaged 9.6 points over the first 10 games of season, including a 15-point performance against Alabama State on Nov. 6 ... Established a new career high with 18 points on Jan. 30, sinking a career-best four three-pointers to help Ole Miss complete an 86-82 victory versus Mississippi State.

2022-23 | FRESHMAN | OLE MISS

Made seven starts and 31 appearances as a freshman, logging 4.7 points, 1.6 rebounds, and 1.2 assists over 17.2 minutes per game ... Reached double digits with a 10-point performance in his collegiate debut against Alcorn State on Nov. 7 ... Posted a season-high five assists on Jan. 24 versus Missouri ... Tallied a season-high of 12 points in back-to-back games on Jan. 28 at Oklahoma State and Jan. 31 versus Kentucky.

HIGH SCHOOL

Rated as a four-star shooting guard and the No. 97 overall player in ESPN 100's rankings during time at Faith Family Academy ... Earned All-State and All-Region selections along with First Team All-District honors ... Led the Eagles to three UIL Class 4A Texas State Championships in 2019, 2020, and 2022, earning MVP honors in the last after scoring 20 points on 8-of-14 shooting from the field and 4-for-8 shooting from three-point range ... Selected to participate in the 24K Showcase at the 2022 Iverson Classic.

MATCH-BY-MATCH STATISTICS

DATE	OPPONENT	W/L	MIN	FGM/A	%	3FG/A	%	FTM/A	%	O-D-T	AVG	PF	AST	T/O	BLK	STL	PTS
11/3	at Ohio	W	11	3-5	.600	2-4	.500	2-2	1.000	0-2-2	2.0	3	0	2	0	0	10
11/7	at Stephen F. Austin	L	26	1-7	.143	0-3	.000	2-4	.500	1-1-2	2.0	0	0	0	0	1	4
11/11	at Missouri State^	W	28	6-15	.400	0-3	.000	4-4	1.000	4-3-7	3.7	5	1	4	0	1	16
11/15	Christian Brothers^	W	23	5-9	.556	0-1	.000	3-4	.750	1-2-3	3.5	0	1	2	0	0	13
11/19	at Saint Mary's^	L	24	2-8	.250	1-4	.250	3-4	.750	0-1-1	3.0	2	1	2	0	0	8
11/21	at SMU^	L	30	8-16	.500	0-6	.000	4-5	.800	3-1-4	3.2	0	1	5	0	1	20
11/24	Jacksonville State	W	23	2-4	.500	1-3	.333	2-2	1.000	2-2-4	3.3	5	2	1	0	0	7
11/28	North Dakota State^	W	28	6-11	.545	5-8	.625	2-2	1.000	0-1-1	3.0	4	3	1	1	0	19
12/2	UT Arlington^	W	24	1-10	.100	0-4	.000	2-2	1.000	1-5-6	3.3	4	1	0	0	0	4
12/6	at Little Rock	W	23	6-9	.667	3-6	.500	4-4	1.000	2-2-4	3.4	2	1	1	3	1	19
12/13	at Rice	L	17	1-5	.200	1-2	.500	2-2	1.000	1-3-4	3.5	3	0	1	0	0	5
12/17	at Texas State*																
12/20	at Southern Miss*																
12/30	Arkansas Tech																
1/3	James Madison*																
1/7	Troy*																
1/10	Texas State*																
1/15	at South Alabama*																
1/17	at Troy*																
1/22	at Georgia Southern*																
1/24	at Georgia State*																
1/28	Old Dominion*																
1/31	Marshall*																
2/4	at Coastal Carolina*																
2/7	MAC-SBC Challenge																
2/11	ULM*																
2/14	South Alabama*																
2/19	at Louisiana*																
2/21	at ULM*																
2/24	Southern Miss*																
2/27	Louisiana*																

^ - Starter | * - Conference Game | # Neutral Site

CAREER REPORT

				Field Goals		3-Point		F-Throws		Rebounds										Scoring	
SEASON	TEAM	GP-GS	MIN/AVG	FG-FGA	FG%	3FG-3FGA	3FG%	FT-FTA	FT%	OFF	DEF	TOT	AVG	PF-FO	A	TO	BLK	STL	PTS	AVG	
2022-23	UM	31-7	534/17.2	51-153	.333	19-68	.279	26-33	.788	10	41	51	1.6	40-0	38	37	3	10	147	4.7	
2023-24	UM	32-0	586/18.3	59-151	.391	20-57	.351	38-51	.745	19	55	74	2.3	51-1	29	24	1	15	176	5.5	
2025-26	ASU	11-6	258/23.4	41-99	.414	13-44	.295	30-35	.857	15	23	38	3.5	28-2	11	19	4	4	125	11.4	
TOTAL FOR ASU		11-6	258/23.4	41-99	.414	13-44	.295	30-35	.857	15	23	38	3.5	28-2	11	19	4	4	125	11.4	
TOTAL		74-13	1378/18.6	151-403	.375	52-169	.308	94-119	.790	44	119	163	2.2	119-3	78	80	8	29	448	6.1	



PLAYER NOTES

HIGH SCHOOL

Attended Gillion Academy in Springfield, Va., and played for Team Breakdown at the AAU level ... With Team Breakdown, he established a new scoring record in the Big Shots Nation Tournament with a 42-point performance that included 14 rebounds, eight assists, and four blocks on March 1 ... Named Big Shots Prep Nationals Post-Grad Platinum All-Star ... Selected to Big Shots Charleston Invitational Post Grad First Team.

3 ROYAL BLUE SMITH

FR | GUARD | 6'3 | PARKLAND, FLA. | GILLION ACADEMY

SEASON HIGHS	CATEGORY	CAREER HIGHS
13 vs Christian Brothers 11/15/25	POINTS	13 vs Christian Brothers 11/15/25
5, 2x, last at Little Rock 12/6/25	FIELD GOALS MADE	5, 2x, last at Little Rock 12/6/25
3 vs Christian Brothers 11/15/25	3PT FIELD GOALS MADE	3 vs Christian Brothers 11/15/25
5 at Missouri State 11/11/25	FREE THROWS MADE	5 at Missouri State 11/11/25
5, 2x, last at Rice 12/13/25	REBOUNDS	5, 2x, last at Rice 12/13/25
3 vs Christian Brothers 11/15/25	ASSISTS	3 vs Christian Brothers 11/15/25
1 at Saint Mary's 11/19/25	BLOCKS	1 at Saint Mary's 11/19/25
2, 2x, last at SMU 11/21/25	STEALS	2, 2x, last at SMU 11/21/25
19, 2x, last at Rice 12/13/25	MINUTES	19, 2x, last at Rice 12/13/25

MATCH-BY-MATCH STATISTICS

DATE	OPPONENT	W/L	MIN	FGM/A	%	3FG/A	%	FTM/A	%	O-D-T	AVG	PF	AST	T/O	BLK	STL	PTS
11/3	at Ohio	W	4	2-3	.667	1-2	.500	0-0	--	0-0-0	0.0	0	0	0	0	0	5
11/7	at Stephen F. Austin	L	13	1-3	.333	0-2	.000	2-2	1.000	0-0-0	0.0	1	1	0	0	0	4
11/11	at Missouri State	W	19	1-3	.333	0-1	.000	5-7	.714	0-1-1	0.3	3	2	0	0	1	7
11/15	Christian Brothers	W	17	5-8	.625	3-4	.750	0-0	--	4-1-5	1.5	1	3	1	0	1	13
11/19	at Saint Mary's	L	17	4-5	.800	2-3	.667	0-0	--	1-0-1	1.4	3	0	2	1	2	10
11/21	at SMU	L	17	3-5	.600	2-4	.500	0-0	--	1-1-2	1.5	2	1	5	0	2	8
11/24	Jacksonville State^	W	18	1-6	.167	1-4	.250	1-4	.250	0-2-2	1.6	1	0	0	0	1	4
11/28	North Dakota State	W	17	2-6	.333	1-4	.250	1-1	1.000	1-2-3	1.8	2	0	1	0	0	6
12/2	UT Arlington	W	12	1-4	.250	0-1	.000	0-0	--	0-2-2	1.8	1	1	3	0	1	2
12/6	at Little Rock^	W	17	5-10	.500	1-4	.250	0-0	--	0-2-2	1.8	2	1	3	0	0	11
12/13	at Rice^	L	19	4-6	.667	1-3	.333	1-3	.333	2-3-5	2.1	1	2	0	0	1	10
12/17	at Texas State*																
12/20	at Southern Miss*																
12/30	Arkansas Tech																
1/3	James Madison*																
1/7	Troy*																
1/10	Texas State*																
1/15	at South Alabama*																
1/17	at Troy*																
1/22	at Georgia Southern*																
1/24	at Georgia State*																
1/28	Old Dominion*																
1/31	Marshall*																
2/4	at Coastal Carolina*																
2/7	MAC-SBC Challenge																
2/11	ULM*																
2/14	South Alabama*																
2/19	at Louisiana*																
2/21	at ULM*																
2/24	Southern Miss*																
2/27	Louisiana*																

^ - Starter | * - Conference Game | # Neutral Site

CAREER REPORT

				Field Goals		3-Point		F-Throws		Rebounds								Scoring		
SEASON	TEAM	GP-GS	MIN/AVG	FG-FGA	FG%	3FG-3FGA	3FG%	FT-FTA	FT%	OFF	DEF	TOT	AVG	PF-FO	A	TO	BLK	STL	PTS	AVG
2025-26	ASU	11-3	172/15.6	29-59	.492	12-32	.375	10-17	.588	9	14	23	2.1	17-0	11	15	1	9	80	7.3
TOTAL		11-3	172/15.6	29-59	.492	12-32	.375	10-17	.588	9	14	23	2.1	17-0	11	15	1	9	80	7.3



5

CHRISTIAN HARMON

JR | GUARD | 6'6 | ROCHESTER, N.Y. | GULF COAST ST. COLL.

SEASON HIGHS	CATEGORY	CAREER HIGHS
21, 2x, last vs Jacksonville State 11/24/25	POINTS	21, 2x, last vs Jacksonville State 11/24/25
8 at Saint Mary's 11/19/25	FIELD GOALS MADE	8 at Saint Mary's 11/19/25
4, 2x, last vs Jacksonville State 11/24/25	3PT FIELD GOALS MADE	4, 2x, last vs Jacksonville State 11/24/25
7 vs Jacksonville State 11/24/25	FREE THROWS MADE	7 vs Jacksonville State 11/24/25
11 at Missouri State 11/11/25	REBOUNDS	11 at Missouri State 11/11/25
4, 3x, last vs UT Arlington 12/2/25	ASSISTS	4, 2x, last vs Christian Brothers 11/15/25
1 at Ohio 11/3/25	BLOCKS	1 at Ohio 11/3/25
3 at Stephen F. Austin 11/7/25	STEALS	3 at Stephen F. Austin 11/7/25
35 at Missouri State 11/11/25	MINUTES	35 at Missouri State 11/11/25

PLAYER NOTES

2024-25 | SOPHOMORE | GULF COAST ST. COLL.
2025 Panhandle Conference Player of the Year, Second Team All-American, and FCSAA All-Tournament Team selection ... Started in all 33 appearances, accumulating 1,034 minutes of action and averaging 16.9 points and 4.8 rebounds ... Shot 48.4 percent from the floor and 47.4 percent from three-point range, netting 101 triples to place 10th nationally ... Reached double figures in scoring 30 times and surpassed the 20-point mark seven times while scoring a career high of 30 against Daytona State on March 14 ... Led the Commodores to a 23-10 record and an FCSAA Region 8 Championship appearance.

2023-24 | FRESHMAN | GULF COAST ST. COLL.
Appeared in 28 games and started in nine, logging 197 minutes of action as a freshman ... Averaged 6.4 points, 3.6 rebounds, and 2.0 assists on 35.5 percent shooting from the field ... Scored in double figures eight times scoring a season-high 18 points while tallying 11 rebounds for lone double-double of season against St. Petersburg College on Nov. 11.

HIGH SCHOOL

Listed as a top power forward in the 2023 class by Ohio Preps ... Attended Wilson Magnet High School before finishing his interscholastic career at Butchel High School ... Flyin To The Hoop All-Tournament Team selection at Butchel ... Contributed with 15 points to lead the Griffins to a City Series postseason championship ... Reached the third round of the OHSAA playoffs.

MATCH-BY-MATCH STATISTICS

DATE	OPPONENT	W/L	MIN	FGM/A	%	3FG/A	%	FTM/A	%	O-D-T	AVG	PF	AST	T/O	BLK	STL	PTS
11/3	at Ohio [^]	W	29	0-10	.000	0-7	.000	0-0	.000	1-3-4	4.0	2	3	2	1	1	0
11/7	at Stephen F. Austin [^]	L	21	2-9	.222	1-8	.125	3-4	.750	0-1-1	2.5	0	2	2	0	3	8
11/11	at Missouri State [^]	W	35	2-7	.286	1-6	.167	0-1	.000	3-8-11	5.3	1	4	2	0	1	5
11/15	Christian Brothers [^]	W	25	0-5	.000	0-5	.000	0-0	--	1-2-3	4.8	0	4	1	0	0	0
11/19	at Saint Mary's [^]	L	30	8-17	.471	4-9	.444	1-1	1.000	2-2-4	4.6	2	1	0	0	0	21
11/21	at SMU [^]	L	26	6-9	.667	2-5	.400	2-2	1.000	2-0-2	4.2	3	0	6	0	1	16
11/24	Jacksonville State [^]	W	31	5-9	.556	4-7	.571	7-8	.875	2-1-3	4.0	2	3	2	0	2	21
11/28	North Dakota State [^]	W	27	2-7	.286	2-6	.333	2-2	1.000	2-3-5	4.1	1	0	3	0	1	8
12/2	UT Arlington [^]	W	32	4-12	.333	0-6	.000	3-5	.600	1-2-3	4.0	1	4	0	0	2	11
12/6	at Little Rock	W	12	2-9	.222	1-8	.125	0-0	--	0-3-3	3.9	1	0	1	0	1	5
12/13	at Rice	L	20	1-6	.167	0-4	.000	0-0	--	0-3-3	3.8	1	2	2	0	1	2
12/17	at Texas State*																
12/20	at Southern Miss*																
12/30	Arkansas Tech																
1/3	James Madison*																
1/7	Troy*																
1/10	Texas State*																
1/15	at South Alabama*																
1/17	at Troy*																
1/22	at Georgia Southern*																
1/24	at Georgia State*																
1/28	Old Dominion*																
1/31	Marshall*																
2/4	at Coastal Carolina*																
2/7	MAC-SBC Challenge																
2/11	ULM*																
2/14	South Alabama*																
2/19	at Louisiana*																
2/21	at ULM*																
2/24	Southern Miss*																
2/27	Louisiana*																

[^] - Starter | * - Conference Game | # Neutral Site

CAREER REPORT

				Field Goals		3-Point		F-Throws		Rebounds									Scoring	
SEASON	TEAM	GP-GS	MIN/AVG	FG-FGA	FG%	3FG-3FGA	3FG%	FT-FTA	FT%	OFF	DEF	TOT	AVG	PF-FO	A	TO	BLK	STL	PTS	AVG
2025-26	ASU	11-9	288/26.2	32-100	.320	15-71	.211	18-23	.783	14	28	42	3.8	14-0	23	21	1	13	97	8.8
TOTAL		11-9	288/26.2	32-100	.320	15-71	.211	18-23	.783	14	28	42	3.8	14-0	23	21	1	13	97	8.8



PLAYER NOTES

HIGH SCHOOL

Spent senior season at La Lumiere High School in Indiana ... Helped guide the Lakers to a 19-12 record during the 2024-25 campaign ... Participated in the Nike EYBL Scholastic Conference Tournament ... Averaged 11.6 points, 8.9 rebounds, 1.9 blocks, and 1.1 steals as a junior at Fulshear High School in Houston, Texas ... Earned Texas Association of Basketball Coaches 5A All-Region 3 and First Team All-District honors.

7 GRAYSON BENNETT

FR | FORWARD | 6'9 | HOUSTON, TEXAS | LA LUMIERE (IN)

SEASON HIGHS	CATEGORY	CAREER HIGHS
--	POINTS	--
--	FIELD GOALS MADE	--
--	3PT FIELD GOALS MADE	--
--	FREE THROWS MADE	--
--	REBOUNDS	--
--	ASSISTS	--
--	BLOCKS	--
--	STEALS	--
--	MINUTES	--

MATCH-BY-MATCH STATISTICS

DATE	OPPONENT	W/L	MIN	FGM/A	%	3FG/A	%	FTM/A	%	O-D-T	AVG	PF	AST	T/O	BLK	STL	PTS
11/3	at Ohio	W	--	--	--	--	--	--	--	--	--	--	--	--	--	--	--
11/7	at Stephen F. Austin	L	--	--	--	--	--	--	--	--	--	--	--	--	--	--	--
11/11	at Missouri State	W	--	--	--	--	--	--	--	--	--	--	--	--	--	--	--
11/15	Christian Brothers	W	--	--	--	--	--	--	--	--	--	--	--	--	--	--	--
11/19	at Saint Mary's	L	--	--	--	--	--	--	--	--	--	--	--	--	--	--	--
11/21	at SMU	L	--	--	--	--	--	--	--	--	--	--	--	--	--	--	--
11/24	Jacksonville State	W	--	--	--	--	--	--	--	--	--	--	--	--	--	--	--
11/28	North Dakota State	W	--	--	--	--	--	--	--	--	--	--	--	--	--	--	--
12/2	UT Arlington	W	--	--	--	--	--	--	--	--	--	--	--	--	--	--	--
12/6	at Little Rock	W	--	--	--	--	--	--	--	--	--	--	--	--	--	--	--
12/13	at Rice	L	--	--	--	--	--	--	--	--	--	--	--	--	--	--	--
12/17	at Texas State*																
12/20	at Southern Miss*																
12/30	Arkansas Tech																
1/3	James Madison*																
1/7	Troy*																
1/10	Texas State*																
1/15	at South Alabama*																
1/17	at Troy*																
1/22	at Georgia Southern*																
1/24	at Georgia State*																
1/28	Old Dominion*																
1/31	Marshall*																
2/4	at Coastal Carolina*																
2/7	MAC-SBC Challenge																
2/11	ULM*																
2/14	South Alabama*																
2/19	at Louisiana*																
2/21	at ULM*																
2/24	Southern Miss*																
2/27	Louisiana*																

^ - Starter | * - Conference Game | # Neutral Site

CAREER REPORT



8 WESTON HONEYCUTT

FR | GUARD | 6'4 | JONESBORO, ARK. | WESTSIDE HS

SEASON HIGHS	CATEGORY	CAREER HIGHS
--	POINTS	--
--	FIELD GOALS MADE	--
--	3PT FIELD GOALS MADE	--
--	FREE THROWS MADE	--
--	REBOUNDS	--
--	ASSISTS	--
--	BLOCKS	--
--	STEALS	--
--	MINUTES	--

PLAYER NOTES

HIGH SCHOOL

Two-time 4A All-State and All-Tournament selection ... Helped lead Westside High School to the state tournament in back-to-back seasons ... Scored 48 points in the semifinal of the 4A-2 Regional Tournament, becoming one of just four Westside players to achieve the feat ... Averaged 24 points, nine rebounds, and three assists per game as a junior, earning all-conference honors.

MATCH-BY-MATCH STATISTICS

DATE	OPPONENT	W/L	MIN	FGM/A	%	3FG/A	%	FTM/A	%	O-D-T	AVG	PF	AST	T/O	BLK	STL	PTS
11/3	at Ohio	W	--	--	--	--	--	--	--	--	--	--	--	--	--	--	--
11/7	at Stephen F. Austin	L	--	--	--	--	--	--	--	--	--	--	--	--	--	--	--
11/11	at Missouri State	W	--	--	--	--	--	--	--	--	--	--	--	--	--	--	--
11/15	Christian Brothers	W	--	--	--	--	--	--	--	--	--	--	--	--	--	--	--
11/19	at Saint Mary's	L	--	--	--	--	--	--	--	--	--	--	--	--	--	--	--
11/21	at SMU	L	--	--	--	--	--	--	--	--	--	--	--	--	--	--	--
11/24	Jacksonville State	W	--	--	--	--	--	--	--	--	--	--	--	--	--	--	--
11/28	North Dakota State	W	--	--	--	--	--	--	--	--	--	--	--	--	--	--	--
12/2	UT Arlington	W	--	--	--	--	--	--	--	--	--	--	--	--	--	--	--
12/6	at Little Rock	W	--	--	--	--	--	--	--	--	--	--	--	--	--	--	--
12/13	at Rice	L	--	--	--	--	--	--	--	--	--	--	--	--	--	--	--
12/17	at Texas State*																
12/20	at Southern Miss*																
12/30	Arkansas Tech																
1/3	James Madison*																
1/7	Troy*																
1/10	Texas State*																
1/15	at South Alabama*																
1/17	at Troy*																
1/22	at Georgia Southern*																
1/24	at Georgia State*																
1/28	Old Dominion*																
1/31	Marshall*																
2/4	at Coastal Carolina*																
2/7	MAC-SBC Challenge																
2/11	ULM*																
2/14	South Alabama*																
2/19	at Louisiana*																
2/21	at ULM*																
2/24	Southern Miss*																
2/27	Louisiana*																

^ - Starter | * - Conference Game | # Neutral Site

CAREER REPORT



10 CHUDI DIORAMMA

R-SO | FORWARD | 6'10 | LONDON, ENGLAND | SACRAMENTO ST.

SEASON HIGHS	CATEGORY	CAREER HIGHS
12 vs Christian Brothers 11/15/25	POINTS	19 at Idaho 2/8/25
6 vs Christian Brothers 11/15/25	FIELD GOALS MADE	9 at Idaho 2/8/25
--	3PT FIELD GOALS MADE	--
4 at Saint Mary's 11/19/25	FREE THROWS MADE	4, 2x, last at Saint Mary's 11/19/25
7 vs North Dakota St. 11/28/25	REBOUNDS	10, 2x, last vs Stanislaus St. 12/22/24
3 at Saint Mary's 11/19/25	ASSISTS	3 at Saint Mary's 11/19/25
2 vs North Dakota St. 11/28/25	BLOCKS	3 at Weber State 2/20/25
1 vs North Dakota St. 11/28/25	STEALS	2, 2x, last at Northern Arizona 1/16/25
24 at Saint Mary's 11/19/25	MINUTES	27 at Idaho 2/8/25

PLAYER NOTES

2024-25 | R-FRESHMAN | SACRAMENTO ST.

One of three Hornets to play in all 32 games ... Shot 62 percent from the floor while averaging 5.7 points and 3.7 rebounds per game as a redshirt freshman ... Scored in double figures six times, posting a career high of 19 points on a perfect 9-for-9 shooting performance from the field and 1-for-1 shooting from the charity stripe ... Recorded lone double-double of season versus Stanislaus State, netting 14 points with 10 rebounds.

2023-24 | FRESHMAN | SACRAMENTO STATE

Redshirted in 2023-24.

HIGH SCHOOL

Spent final two seasons of interscholastic career at Haringey Sixth Form in London ... Averaged 26.8 points and 22.4 rebounds as a senior, earning First Team All-College Basketball League honors ... Averaged 29.5 points and 18 rebounds as a junior, earning ABL London Conference MBP, Under-17 ABL Player of the Year, and First Team All-ABL honors ... Hoopsfix All-Star selection in both seasons.

MATCH-BY-MATCH STATISTICS

DATE	OPPONENT	W/L	MIN	FGM/A	%	3FG/A	%	FTM/A	%	O-D-T	AVG	PF	AST	T/O	BLK	STL	PTS
11/3	at Ohio^	W	23	1-4	.250	0-0	--	0-0	--	1-4-5	5.0	2	0	1	0	0	2
11/7	at Stephen F. Austin	L	17	3-6	.500	0-0	--	1-1	1.000	2-2-4	4.5	3	0	1	0	0	7
11/11	at Missouri State	W	10	1-2	.500	0-0	--	0-0	--	1-0-1	3.3	3	0	2	0	0	2
11/15	Christian Brothers	W	17	6-8	.750	0-0	--	1-1	1.000	2-3-5	3.8	1	1	0	0	0	12
11/19	at Saint Mary's	L	24	2-6	.333	0-0	--	4-4	1.000	1-3-4	3.8	1	3	2	0	0	8
11/21	at SMU	L	20	1-4	.250	0-0	--	3-7	.429	3-2-5	4.0	2	0	2	1	0	5
11/24	Jacksonville State	W	8	0-2	.000	0-0	--	0-0	--	0-0-0	3.4	1	0	0	0	0	0
11/28	North Dakota State	W	23	4-7	.571	0-0	--	2-3	.667	2-5-7	3.9	3	1	1	2	1	10
12/2	UT Arlington	W	12	1-3	.333	0-0	--	2-2	1.000	1-2-3	3.8	3	0	1	0	0	4
12/6	at Little Rock^	W	17	1-3	.333	0-0	--	2-2	1.000	1-4-5	3.9	1	1	1	0	0	4
12/13	at Rice	L	13	1-3	.333	0-0	--	2-2	1.000	2-3-5	4.0	1	0	0	1	0	4
12/17	at Texas State*																
12/20	at Southern Miss*																
12/30	Arkansas Tech																
1/3	James Madison*																
1/7	Troy*																
1/10	Texas State*																
1/15	at South Alabama*																
1/17	at Troy*																
1/22	at Georgia Southern*																
1/24	at Georgia State*																
1/28	Old Dominion*																
1/31	Marshall*																
2/4	at Coastal Carolina*																
2/7	MAC-SBC Challenge																
2/11	ULM*																
2/14	South Alabama*																
2/19	at Louisiana*																
2/21	at ULM*																
2/24	Southern Miss*																
2/27	Louisiana*																

^ - Starter | * - Conference Game | # Neutral Site

CAREER REPORT

				Field Goals		3-Point		F-Throws		Rebounds												Scoring	
SEASON	TEAM	GP-GS	MIN/AVG	FG-FGA	FG%	3FG-3FGA	3FG%	FT-FTA	FT%	OFF	DEF	TOT	AVG	PF-FO	A	TO	BLK	STL	PTS	AVG			
2024-25	SacSt	32-0	401/12.5	75-122	.615	0-1	.000	33-51	.647	41	76	117	3.7	41-1	12	36	23	11	183	5.7			
2025-26	ASU	11-2	184/16.8	21-48	.438	0-0	.000	16-21	.762	16	28	44	4.0	21-0	6	11	4	1	58	5.3			
TOTAL FOR ASU		11-2	184/16.8	21-48	.438	0-0	.000	16-21	.762	16	28	44	4.0	21-0	6	11	4	1	58	5.3			
TOTAL		43-2	585/13.6	96-170	.565	0-1	.000	49-72	.681	57	104	161	3.7	62-1	18	47	27	12	241	5.6			



12 JALEN HAMPTON

SR | GUARD | 6'7 | ST. LOUIS, MO. | MISSOURI STATE

SEASON HIGHS	CATEGORY	CAREER HIGHS
19 vs UT Arlington 12/2/25	POINTS	22 vs McNeese 1/12/23
6 vs UT Arlington 12/2/25	FIELD GOALS MADE	9, 2x, last at Belmont 2/8/25
2 vs UT Arlington 12/2/25	3PT FIELD GOALS MADE	2 vs UT Arlington 12/2/25
5 vs UT Arlington 12/2/25	FREE THROWS MADE	6 vs Incarnate Word 3/1/23
13 at Little Rock 12/6/25	REBOUNDS	15 at Central Arkansas 11/26/22
3, 3x, last at Little Rock 12/6/25	ASSISTS	3, 6x, last at Little Rock 12/6/25
1, 3x, last at Little Rock 12/6/25	BLOCKS	2 vs Texas A&M-Corpus Christi 3/8/23
2, 2x, last at Saint Mary's 11/19/25	STEALS	4, 2x, last vs Northern Iowa 2/5/25
32 at Little Rock 12/6/25	MINUTES	39 at Southeastern Louisiana 1/19/23

PLAYER NOTES

2024-25 | JUNIOR | MISSOURI STATE

Made 19 starts over 28 appearances in junior season at Missouri State ... Averaged 7.6 points on a team-high 58.1 percent clip from the field while finishing second on the team with 6.0 rebounds per game ... Swiped 1.2 steals per game, tying for the team lead ... Reached double figures in scoring 11 times and posted a season-high 20 points at Belmont on Feb. 8 ... Recorded 10-plus boards on four occasions, with three contributing to double-doubles.

2023-24 | SOPHOMORE | SOUTH PLAINS COLL.

Averaged 13.1 points, 9.1 rebounds, and 1.9 assists per game in 31 starts and 34 appearances at South Plains College in Texas ... Shot 61.8 percent from the field and scored double figures 23 times ... posted a season high of 27 points in a 72-55 victory over Murray State College ... Finished the season with 12 double-doubles and led the Texans to an appearance in the NJCAA DI Men's Basketball Championship Semifinals.

2022-23 | FRESHMAN | NORTHWESTERN STATE

2023 Southland Conference All-Tournament Team selection and 2023 Louisiana Sports Writers Freshman of the Year ... Made 25 starts over 33 appearances during freshman season at Northwestern State in 2022-23, finishing with a 22-11 record ... Averaged 10.2 points and led the Demons in rebounding with 7.4 per game, ranking second nationally amongst freshman ... Ranked 20th nationally with 3.36 offensive boards ... Shot 65.1 percent from the field and reached double figures 20 times with a career high of 22 points against McNeese on Jan. 23 ... Tallied 10-plus rebounds eight times, including a career high of 15 boards at Central Arkansas on Nov. 26 ... Posted six double-doubles, ranking third in the Southland Conference.

HIGH SCHOOL

Four-year starter under coach Kelvin Lee at University Central High School ... Three-time Suburban Conference Player of the Year, playing for four conference championship teams ... Averaged 19.0 points, 6.9 rebounds, and 1.4 assists during senior campaign in 2021, earning Class 5 First-Team All-State honors en route to surpassing the 1,000 career points milestone ... Led the Lions to a 36-11 record in his junior and senior seasons ... Averaged 16.2 points and 7.7 rebounds as a sophomore ... Established a UCity freshman scoring record in 2021-22 while at Link Year Prep in Branson, averaging 11 points and six rebounds ... Earned MVP honors at the Southwestern Missouri Invitational.

MATCH-BY-MATCH STATISTICS

DATE	OPPONENT	W/L	MIN	FGM/A	%	3FG/A	%	FTM/A	%	O-D-T	AVG	PF	AST	T/O	BLK	STL	PTS
11/3	at Ohio^	W	19	3-3	1.000	0-0	--	1-2	.500	2-3-5	5.0	2	0	0	0	1	7
11/7	at Stephen F. Austin	L	22	3-5	.600	1-2	.500	2-2	1.000	1-2-3	4.0	3	2	2	0	2	9
11/11	at Missouri State	W	--	--	--	--	--	--	--	--	--	--	--	--	--	--	--
11/15	Christian Brothers	W	--	--	--	--	--	--	--	--	--	--	--	--	--	--	--
11/19	at Saint Mary's	L	16	1-2	.500	0-0	--	1-1	1.000	3-2-5	4.3	2	3	2	0	2	3
11/21	at SMU	L	15	0-2	.000	0-1	.000	2-2	1.000	4-5-9	5.5	1	0	1	0	0	2
11/24	Jacksonville State	W	24	1-1	1.000	0-0	--	0-0	--	0-5-5	5.4	2	3	2	1	1	2
11/28	North Dakota State	W	26	3-5	.600	0-0	--	0-0	--	1-10-11	6.3	1	2	1	1	0	6
12/2	UT Arlington	W	25	6-7	.857	2-2	1.000	5-6	.833	2-6-8	6.6	3	1	2	0	1	19
12/6	at Little Rock^	W	32	4-8	.500	0-1	.000	0-0	--	1-12-13	7.4	0	3	1	1	1	8
12/13	at Rice^	L	28	2-2	1.000	0-0	--	0-1	.000	1-4-5	7.1	2	2	1	0	1	4
12/17	at Texas State*																
12/20	at Southern Miss*																
12/30	Arkansas Tech																
1/3	James Madison*																
1/7	Troy*																
1/10	Texas State*																
1/15	at South Alabama*																
1/17	at Troy*																
1/22	at Georgia Southern*																
1/24	at Georgia State*																
1/28	Old Dominion*																
1/31	Marshall*																
2/4	at Coastal Carolina*																
2/7	MAC-SBC Challenge																
2/11	ULM*																
2/14	South Alabama*																
2/19	at Louisiana*																
2/21	at ULM*																
2/24	Southern Miss*																
2/27	Louisiana*																

^ - Starter | * - Conference Game | # Neutral Site

CAREER REPORT

				Field Goals		3-Point		F-Throws		Rebounds											Scoring	
SEASON	TEAM	GP-GS	MIN/AVG	FG-FGA	FG%	3FG-3FGA	3FG%	FT-FTA	FT%	OFF	DEF	TOT	AVG	PF-FO	A	TO	BLK	STL	PTS	AVG		
2022-23	NW	33-25	841/25.5	136-209	.651	0-0	.000	64-108	.593	111	134	245	7.4	82-3	20	55	5	23	336	10.2		
2024-25	MOST	28-19	632/22.6	86-148	.581	6-19	.316	34-55	.618	57	111	168	6.0	56-1	16	33	3	33	212	7.6		
2025-26	ASU	9-3	207/23.0	23-35	.657	3-6	.500	11-14	.786	15	49	64	7.1	16-0	16	12	3	9	60	6.7		
TOTAL FOR ASU		9-3	207/23.0	23-35	.657	3-6	.500	11-14	.786	15	49	64	7.1	16-0	16	12	3	9	60	6.7		
TOTAL		70-47	1680/24.0	245-392	.625	9-25	.360	109-177	.616	183	294	477	6.8	154-4	52	100	11	65	608	8.7		



13 ALY TOUNKARA

SO | FORWARD | 7'0 | CONAKRY, GUINEA | LINDENWOOD

SEASON HIGHS	CATEGORY	CAREER HIGHS
11 vs Christian Brothers 11/15/25	POINTS	15 at Little Rock 2/20/25
4, 2x, last vs Jacksonville State 11/24/25	FIELD GOALS MADE	7 at Little Rock 2/20/25
--	3PT FIELD GOALS MADE	--
3 vs Christian Brothers 11/15/25	FREE THROWS MADE	4 vs Harris-Stowe 12/10/24
7 vs Christian Brothers 11/15/25	REBOUNDS	11 at Little Rock 2/20/25
2 vs vs North Dakota St. 11/28/25	ASSISTS	2, 4x, last at Western Illinois 2/25/25
2, 2x, last vs North Dakota St. 11/28/25	BLOCKS	4 vs Tennessee State 1/9/25
1, 5x, last at Little Rock 12/6/25	STEALS	3, 2x, last at Tennessee Tech 3/1/25
22 vs Christian Brothers 11/15/25	MINUTES	28, 3x, last at Little Rock 2/20/25

PLAYER NOTES

2024-25 | FRESHMAN | LINDENWOOD

Appeared in 29 games and made six starts during freshman campaign, averaging 3.5 points, 4.7 rebounds, and 0.9 blocks over 15 minutes per game ... Shot 60.3 percent from the floor over 73 attempts ... Active on the offensive glass with 2.1 boards per game ... Earned OVC Freshman of the Week honors on Jan. 13 after averaging 8.0 points on 77.8 percent shooting from the floor and 6.5 rebounds while tallying five blocks in back-to-back victories over Tennessee State and UT Martin ... Recorded first collegiate double-double at Little Rock on Feb. 20, posting season highs in points (15) and rebounds (11).

HIGH SCHOOL

Attended Principia High School in St. Louis, Mo. ... Attended the NBA Academy Africa, earning Defensive Player of the Year honors and winning the Award of Excellence in 2022.

MATCH-BY-MATCH STATISTICS

DATE	OPPONENT	W/L	MIN	FGM/A	%	3FG/A	%	FTM/A	%	O-D-T	AVG	PF	AST	T/O	BLK	STL	PTS
11/3	at Ohio	W	16	1-1	1.000	0-0	--	0-0	--	2-3-5	5.0	5	0	1	1	1	2
11/7	at Stephen F. Austin^	L	18	1-2	.500	0-0	--	1-2	.500	1-2-3	4.0	3	0	1	0	1	3
11/11	at Missouri State^	W	16	3-4	.750	0-0	--	2-2	1.000	0-3-3	3.7	3	1	0	2	0	8
11/15	Christian Brothers^	W	22	4-4	1.000	0-0	--	3-8	.375	2-5-7	4.5	3	0	1	0	0	11
11/19	at Saint Mary's^	L	14	1-2	.500	0-0	--	0-0	--	3-2-5	4.6	4	0	1	1	1	2
11/21	at SMU^	L	15	1-1	1.000	0-0	--	0-0	--	0-4-4	4.5	2	1	1	1	0	2
11/24	Jacksonville State^	W	19	4-6	.667	0-0	--	0-0	--	1-3-4	4.4	5	0	4	1	1	8
11/28	North Dakota State^	W	17	1-1	1.000	0-0	--	0-0	--	0-3-3	4.3	1	2	0	2	0	2
12/2	UT Arlington^	W	9	0-0	--	0-0	--	0-0	--	0-1-1	3.9	1	0	0	1	0	0
12/6	at Little Rock	W	8	1-2	.500	0-0	--	0-0	--	3-1-4	3.9	1	0	1	0	1	2
12/13	at Rice	L	5	0-0	--	0-0	--	0-0	--	1-1-2	3.7	0	0	2	0	0	0
12/17	at Texas State*																
12/20	at Southern Miss*																
12/30	Arkansas Tech																
1/3	James Madison*																
1/7	Troy*																
1/10	Texas State*																
1/15	at South Alabama*																
1/17	at Troy*																
1/22	at Georgia Southern*																
1/24	at Georgia State*																
1/28	Old Dominion*																
1/31	Marshall*																
2/4	at Coastal Carolina*																
2/7	MAC-SBC Challenge																
2/11	ULM*																
2/14	South Alabama*																
2/19	at Louisiana*																
2/21	at ULM*																
2/24	Southern Miss*																
2/27	Louisiana*																

^ - Starter | * - Conference Game | # Neutral Site

CAREER REPORT

		Field Goals		3-Point		F-Throws		Rebounds				Scoring						
SEASON	TEAM	GP-GS	MIN/AVG	FG-FGA	FG%	3FG-3FGA	3FG%	FT-FTA	FT%	OFF	DEF	TOT	AVG	PF-FO	A	TO	BLK	STL
2024-25	Linden	29-6	433/14.9	44-73	.603	0-1	.000	13-38	.342	61	74	135	4.7	69-1	10	19	26	18
2025-26	ASU	11-8	158/14.4	17-23	.739	0-0	.000	6-12	.500	13	28	41	3.7	28-2	4	12	9	5
TOTAL FOR ASU		11-8	158/14.4	17-23	.739	0-0	.000	6-12	.500	13	28	41	3.7	28-2	4	12	9	5
TOTAL		40-14	591/14.8	61-96	.635	0-1	.000	19-50	.380	74	102	176	4.4	97-3	14	31	35	23



15 CJ GEATHERS

FR | GUARD | 6'4 | LITHIA SPRINGS, GA. | CHAPEL HILL HS

SEASON HIGHS	CATEGORY	CAREER HIGHS
--	POINTS	--
--	FIELD GOALS MADE	--
--	3PT FIELD GOALS MADE	--
--	FREE THROWS MADE	--
--	REBOUNDS	--
--	ASSISTS	--
--	BLOCKS	--
--	STEALS	--
--	MINUTES	--

PLAYER NOTES

HIGH SCHOOL

Scored over 1,000 points en route to GACA/GABA All-State honors in final season at Chapel Hill High School in Georgia ... Named All-State Honorable Mention by the Atlanta Journal Constitution ... Selected to All-Metro Team by Atlanta Tipoff Club and was tabbed as the AAAAAA Region 2 Player of the Year before receiving a bid to the GBCA Senior All-Star Game ... Helped lead the Panthers to a region runner-up finish and a Sweet 16 appearance in the Class 6A State Tournament ... Netted 30 points against Canarsie (NY) and added 17 more in a 70-66 win over McDonough at the Atlanta Holiday Classic.

MATCH-BY-MATCH STATISTICS

DATE	OPPONENT	W/L	MIN	FGM/A	%	3FG/A	%	FTM/A	%	O-D-T	AVG	PF	AST	T/O	BLK	STL	PTS
11/3	at Ohio	W	--	--	--	--	--	--	--	--	--	--	--	--	--	--	--
11/7	at Stephen F. Austin	L	--	--	--	--	--	--	--	--	--	--	--	--	--	--	--
11/11	at Missouri State	W	--	--	--	--	--	--	--	--	--	--	--	--	--	--	--
11/15	Christian Brothers	W	--	--	--	--	--	--	--	--	--	--	--	--	--	--	--
11/19	at Saint Mary's	L	--	--	--	--	--	--	--	--	--	--	--	--	--	--	--
11/21	at SMU	L	--	--	--	--	--	--	--	--	--	--	--	--	--	--	--
11/24	Jacksonville State	W	--	--	--	--	--	--	--	--	--	--	--	--	--	--	--
11/28	North Dakota State	W	--	--	--	--	--	--	--	--	--	--	--	--	--	--	--
12/2	UT Arlington	W	--	--	--	--	--	--	--	--	--	--	--	--	--	--	--
12/6	at Little Rock	W	--	--	--	--	--	--	--	--	--	--	--	--	--	--	--
12/13	at Rice	L	--	--	--	--	--	--	--	--	--	--	--	--	--	--	--
12/17	at Texas State*																
12/20	at Southern Miss*																
12/30	Arkansas Tech																
1/3	James Madison*																
1/7	Troy*																
1/10	Texas State*																
1/15	at South Alabama*																
1/17	at Troy*																
1/22	at Georgia Southern*																
1/24	at Georgia State*																
1/28	Old Dominion*																
1/31	Marshall*																
2/4	at Coastal Carolina*																
2/7	MAC-SBC Challenge																
2/11	ULM*																
2/14	South Alabama*																
2/19	at Louisiana*																
2/21	at ULM*																
2/24	Southern Miss*																
2/27	Louisiana*																

^ - Starter | * - Conference Game | # Neutral Site

CAREER REPORT



20 JOEY CHAMMAA

R-SO | GUARD | 5'11 | LOS ANGELES, CALIF. | SAN DIEGO

SEASON HIGHS	CATEGORY	CAREER HIGHS
21 at Ohio 11/3/25	POINTS	24 vs Pepperdine 1/30/25
5 at Ohio 11/3/25	FIELD GOALS MADE	7 vs Saint Mary's 1/11/25
4 at Ohio 11/3/25	3PT FIELD GOALS MADE	4 at Ohio 11/3/25
9 at Stephen F. Austin 11/7/25	FREE THROWS MADE	12 vs Pepperdine 1/30/25
4 at Ohio 11/3/25	REBOUNDS	4 at Ohio 11/3/25
1 at Ohio 11/3/25	ASSISTS	9 vs Pepperdine 1/30/25
--	BLOCKS	--
2, 2x, last at Stephen F. Austin 11/7/25	STEALS	4 at Oregon State 1/4/25
26 at Ohio 11/3/25	MINUTES	32 at Pacific 2/6/25

PLAYER NOTES

2024-25 | REDSHIRT FRESHMAN | SAN DIEGO

Averaged 6.5 points and 1.7 assists while swiping 22 steals over 15.8 minutes per game in 31 appearances ... Shot 41.1 percent from the field over 146 attempts and placed second on the team with 63 free throws made ... Shot 19-for-55 (34.5 percent) from three-point range ... Finished third on the team with 54 assists and held an assist-turnover ratio of 1.54 ... Reached double figures in scoring 11 times, posting a career high of 24 while falling one short of a double-double with nine assists versus Pepperdine on Jan. 30.

2023-24 | FRESHMAN | SAN DIEGO

Appeared in seven games, scoring 15 points before redshirting due to injury ... Scored nine points in 2:29 on Nov. 8 against Jackson State, converting three triples in second game of collegiate career.

HIGH SCHOOL

Honor Roll student at Crossroads School for Arts and Sciences in Santa Monica, Calif. ... Earned First Team All-Conference Honors in junior and senior seasons after averaging 21.4 and 22.6 points per game ... Part of a top 15 school in California in 2021, finishing with a 13-2 record.

MATCH-BY-MATCH STATISTICS

DATE	OPPONENT	W/L	MIN	FGM/A	%	3FG/A	%	FTM/A	%	O-D-T	AVG	PF	AST	T/O	BLK	STL	PTS
11/3	at Ohio	W	26	5-11	.455	4-7	.571	7-8	.875	0-4-4	4.0	3	1	2	0	2	21
11/7	at Stephen F. Austin	L	25	3-5	.600	2-3	.667	9-12	.750	0-0-0	2.0	2	0	3	0	2	17
11/11	at Missouri State	W	--	--	--	--	--	--	--	--	--	--	--	--	--	--	--
11/15	Christian Brothers	W	--	--	--	--	--	--	--	--	--	--	--	--	--	--	--
11/19	at Saint Mary's	L	--	--	--	--	--	--	--	--	--	--	--	--	--	--	--
11/21	at SMU	L	--	--	--	--	--	--	--	--	--	--	--	--	--	--	--
11/24	Jacksonville State	W	--	--	--	--	--	--	--	--	--	--	--	--	--	--	--
11/28	North Dakota State	W	--	--	--	--	--	--	--	--	--	--	--	--	--	--	--
12/2	UT Arlington	W	--	--	--	--	--	--	--	--	--	--	--	--	--	--	--
12/6	at Little Rock	W	--	--	--	--	--	--	--	--	--	--	--	--	--	--	--
12/13	at Rice	L	--	--	--	--	--	--	--	--	--	--	--	--	--	--	--
12/17	at Texas State*																
12/20	at Southern Miss*																
12/30	Arkansas Tech																
1/3	James Madison*																
1/7	Troy*																
1/10	Texas State*																
1/15	at South Alabama*																
1/17	at Troy*																
1/22	at Georgia Southern*																
1/24	at Georgia State*																
1/28	Old Dominion*																
1/31	Marshall*																
2/4	at Coastal Carolina*																
2/7	MAC-SBC Challenge																
2/11	ULM*																
2/14	South Alabama*																
2/19	at Louisiana*																
2/21	at ULM*																
2/24	Southern Miss*																
2/27	Louisiana*																

^ - Starter | * - Conference Game | # Neutral Site

CAREER REPORT

				Field Goals		3-Point		F-Throws		Rebounds								Scoring		
SEASON	TEAM	GP-GS	MIN/AVG	FG-FGA	FG%	3FG-3FGA	3FG%	FT-FTA	FT%	OFF	DEF	TOT	AVG	PF-FO	A	TO	BLK	STL	PTS	AVG
2023-24	SD	7-0	21/3.0	5-6	.833	4-5	.800	1-2	.500	0	0	0	0.0	6-0	0	2	0	0	15	2.1
2024-25	SD	31-0	483/15.6	60-146	.411	19-55	.345	63-75	.840	8	19	27	0.9	48-0	54	35	0	22	202	6.5
2025-26	ASU	2-0	51/25.7	8-16	.500	6-10	.600	16-20	.800	0	4	4	2.0	5-0	1	5	0	4	38	19.0
TOTAL FOR ASU		2-0	51/25.7	8-16	.500	6-10	.600	16-20	.800	0	4	4	2.0	5-0	1	5	0	4	38	19.0
TOTAL		40-0	556/13.9	73-168	.435	29-70	.414	80-97	.825	8	23	31	0.8	59-0	55	42	0	26	255	6.4



21

FREDY-SALAM SYLLA

SO | G/F | 6'7 | PARIS, FRANCE | EASTERN FLORIDA STATE COLL.

PLAYER NOTES

2024-25 | FRESHMAN | EASTERN FLA. ST. COLL.
First Team All-Citrus Conference selection ... Tabbed as a Fab 50 Freshman by JUCOREcruiting.com ... Made 26 starts over 28 appearances, logging 29.6 minutes per game ... Averaged 13.4 points on a 44.4 percent clip from the floor and 35.6 percent shooting from three-point range ... Averaged 7.1 rebounds, ranking ninth among NJCAA Region 8 players ... Dished out 50 assists and swiped 28 steals ... Helped lead EFSC to a 23-7 mark and a quarterfinal finish in the FCSAA D1 Men's Basketball Championship.

HIGH SCHOOL

Attended Potter's House Christian High School in Florida ... Listed as a top wing forward in 2024 by FlaVarsity ... Averaged 17 points at the Big Shots Charleston Invitational, leading the Lions to a championship victory while claiming MVP honors and a First Team All-Star selection ... Recorded 24 points, nine rebounds, and five assists in final game, helping lead Potter's House Christian to a 90-65 victory over Process Academy.

SEASON HIGHS	CATEGORY	CAREER HIGHS
16 at Little Rock 12/6/25	POINTS	16 at Little Rock 12/6/25
6 at Little Rock 12/6/25	FIELD GOALS MADE	6 at Little Rock 12/6/25
3 at Little Rock 12/6/25	3PT FIELD GOALS MADE	3 at Little Rock 12/6/25
3 vs Christian Brothers 11/15/25	FREE THROWS MADE	3 vs Christian Brothers 11/15/25
4 at SMU 11/21/25	REBOUNDS	4 at SMU 11/21/25
1 vs UT Arlington 12/2/25	ASSISTS	1 vs UT Arlington 11/21/25
--	BLOCKS	--
1 at Rice 12/13/25	STEALS	1 at Rice 12/13/25
24 at Little Rock 12/6/25	MINUTES	24 at Little Rock 12/6/25

MATCH-BY-MATCH STATISTICS

DATE	OPPONENT	W/L	MIN	FGM/A	%	3FG/A	%	FTM/A	%	O-D-T	AVG	PF	AST	T/O	BLK	STL	PTS
11/3	at Ohio	W	--	--	--	--	--	--	--	--	--	--	--	--	--	--	--
11/7	at Stephen F. Austin	L	2	0-0	--	0-0	--	0-0	--	0-0-0	0	0	0	0	0	0	0
11/11	at Missouri State	W	5	0-1	.000	0-1	.000	0-0	--	0-0-0	0.0	1	0	0	0	0	0
11/15	Christian Brothers	W	19	3-7	.429	0-3	.000	3-3	1.000	0-3-3	1.0	1	0	0	0	0	9
11/19	at Saint Mary's	L	--	--	--	--	--	--	--	--	--	--	--	--	--	--	--
11/21	at SMU	L	13	0-4	.000	0-2	.000	0-0	--	2-2-4	1.8	0	0	2	0	0	0
11/24	Jacksonville State	W	--	--	--	--	--	--	--	--	--	--	--	--	--	--	--
11/28	North Dakota State	W	--	--	--	--	--	--	--	--	--	--	--	--	--	--	--
12/2	UT Arlington	W	8	1-3	.333	0-1	.000	0-2	.000	1-1-2	1.8	1	1	1	0	0	2
12/6	at Little Rock^	W	24	6-7	.857	3-3	1.000	1-1	1.000	2-0-2	1.8	1	0	0	0	0	16
12/13	at Rice^	L	18	3-8	.375	1-4	.250	0-0	--	0-3-3	2.0	1	0	0	0	1	7
12/17	at Texas State*																
12/20	at Southern Miss*																
12/30	Arkansas Tech																
1/3	James Madison*																
1/7	Troy*																
1/10	Texas State*																
1/15	at South Alabama*																
1/17	at Troy*																
1/22	at Georgia Southern*																
1/24	at Georgia State*																
1/28	Old Dominion*																
1/31	Marshall*																
2/4	at Coastal Carolina*																
2/7	MAC-SBC Challenge																
2/11	ULM*																
2/14	South Alabama*																
2/19	at Louisiana*																
2/21	at ULM*																
2/24	Southern Miss*																
2/27	Louisiana*																

^ - Starter | * - Conference Game | # Neutral Site

CAREER REPORT

				Field Goals		3-Point		F-Throws		Rebounds									Scoring	
SEASON	TEAM	GP-GS	MIN/AVG	FG-FGA	FG%	3FG-3FGA	3FG%	FT-FTA	FT%	OFF	DEF	TOT	AVG	PF-FO	A	TO	BLK	STL	PTS	AVG
2025-26	ASU	7-2	90/12.9	13-30	.433	4-14	.286	4-6	.667	5	9	14	2.0	5-0	1	3	0	1	34	4.9
TOTAL		7-2	90/12.9	13-30	.433	4-14	.286	4-6	.667	5	9	14	2.0	5-0	1	3	0	1	34	4.9



22 JAXON ELLINGSWORTH

SR | FORWARD | 6'8 | MOREHEAD CITY, N.C. | UT ARLINGTON

SEASON HIGHS	CATEGORY	CAREER HIGHS
20 vs Christian Brothers 11/15/25	POINTS	20 vs Christian Brothers 11/15/25
9 vs Christian Brothers 11/15/25	FIELD GOALS MADE	9 vs Christian Brothers 11/15/25
2, 4x, last at Little Rock 12/6/25	3PT FIELD GOALS MADE	4 at USC 11/13/24
6, 2x, last vs UT Arlington 12/2/25	FREE THROWS MADE	7 at Missouri State 11/19/24
8, 2x, last vs North Dakota St. 11/28/25	REBOUNDS	9 at ULM 12/2/24
2, 2x, last at Rice 12/13/25	ASSISTS	3 at ULM 12/2/24
1, 2x, last at Little Rock 12/6/25	BLOCKS	1, 10x, last at Little Rock 12/6/25
3 vs Jacksonville State 11/24/25	STEALS	3 vs Jacksonville State 11/24/25
34 at Missouri State 11/11/25	MINUTES	34 at Missouri State 11/11/25

PLAYER NOTES

2024-25 | JUNIOR | UT ARLINGTON

Appeared in 28 games and made one start during junior campaign at UT Arlington, logging 12.4 minutes per game ... Averaged 5.1 points per game on a 49.0 percent clip from the floor and a 33.3 percentage from beyond the arc ... Shot 36-for-47 (76.6 percent) from the free-throw line ... Recorded eight blocks and swiped six steals ... Scored in double figures five times, matching a career high of 19 points at Missouri State on Nov. 19 ... Converted four three-point field goals at USC on Nov. 13 ... Tallied a season-high nine boards at ULM on Dec. 14.

2023-24 | SOPHOMORE | GULF COAST ST. COLL.

Made 23 starts over 25 appearances, averaging 9.0 minutes per game ... Shot 131-for-261 (50.2 percent) from the floor and 158-for-182 (86.8 percent) from the charity stripe ... Ranked 16th among NJCAA Division I players in free-throw percentage ... Averaged 17.0 points and 5.4 rebounds per game ... Averaged 21.0 points, 7.5 rebounds, 2.5 assists, and 2.5 steals to secure FCSAA Player of the Week on Dec. 19 ... Named First Team All-Panhandle Conference after helping guide the Commodores to a 23-10 record culminating in a FCSAA DI Men's Basketball Championship appearance.

2022-23 | FRESHMAN | EAST CAROLINA

Logged 16 minutes over five appearances in freshman season at East Carolina ... Played a season-high six minutes against Temple on Jan. 18.

HIGH SCHOOL

East MVP of the North Carolina Coaches Association East-West All-Star Game ... Averaged 21.9 points, 10.4 rebounds, and 1.7 blocks in senior season at West Carteret High School ... Led the Patriots to a second consecutive regional final appearance and a school-record 26 wins ... Finished with 21.1 points, 10.1 rebounds, and 2.1 blocks during junior campaign to help the Patriots reach their first regional final in 36 years ... Shot over 60 percent from the field in junior and senior seasons.

MATCH-BY-MATCH STATISTICS

DATE	OPPONENT	W/L	MIN	FGM/A	%	3FG/A	%	FTM/A	%	O-D-T	AVG	PF	AST	T/O	BLK	STL	PTS
11/3	at Ohio	W	20	3-4	.750	2-3	.667	6-6	1.000	2-4-6	6.0	4	0	2	0	0	14
11/7	at Stephen F. Austin^	L	23	0-5	.000	0-3	.000	4-4	1.000	0-6-6	6.0	2	0	0	0	2	4
11/11	at Missouri State^	W	34	4-9	.444	1-3	.333	0-1	.000	3-1-4	5.3	5	1	2	0	2	9
11/15	Christian Brothers^	W	28	9-10	.900	1-1	1.000	1-2	.500	1-6-7	5.8	1	0	1	0	2	20
11/19	at Saint Mary's^	L	21	1-6	.167	0-3	.000	2-2	1.000	1-2-3	5.2	4	2	0	1	1	4
11/21	at SMU^	L	27	2-7	.286	1-4	.250	0-0	--	1-7-8	5.7	2	1	1	0	0	5
11/24	Jacksonville State^	W	24	4-10	.400	2-4	.500	4-5	.800	2-5-7	5.9	3	1	1	0	3	14
11/28	North Dakota State^	W	26	3-9	.333	0-2	.000	3-4	.750	4-4-8	6.1	1	1	1	0	0	9
12/2	UT Arlington^	W	29	5-7	.714	2-3	.667	6-9	.667	3-4-7	6.2	3	1	2	0	2	18
12/6	at Little Rock	W	22	2-9	.222	2-7	.286	0-0	--	0-2-2	5.8	2	1	3	1	0	6
12/13	at Rice^	L	28	6-9	.667	1-3	.333	2-3	.667	2-2-4	5.6	3	2	1	0	1	15
12/17	at Texas State*																
12/20	at Southern Miss*																
12/30	Arkansas Tech																
1/3	James Madison*																
1/7	Troy*																
1/10	Texas State*																
1/15	at South Alabama*																
1/17	at Troy*																
1/22	at Georgia Southern*																
1/24	at Georgia State*																
1/28	Old Dominion*																
1/31	Marshall*																
2/4	at Coastal Carolina*																
2/7	MAC-SBC Challenge																
2/11	ULM*																
2/14	South Alabama*																
2/19	at Louisiana*																
2/21	at ULM*																
2/24	Southern Miss*																
2/27	Louisiana*																

^ - Starter | * - Conference Game | # Neutral Site

CAREER REPORT

		Field Goals		3-Point		F-Throws		Rebounds		Scoring	
SEASON	TEAM	GP-GS	MIN/AVG	FG-FGA	FG%	3FG-3FGA	3FG%	FT-FTA	FT%	OFF DEF TOT AVG	PF-FO A TO BLK STL PTS AVG
2022-23	ECU	5-0	15/3.0	1-2	.500	0-1	.000	0-0	.000	1 2 3 0.6	5-0 0 0 0 0 2 0.4
2024-25	UTA	28-1	349/12.5	48-98	.490	11-33	.333	36-47	.766	28 49 77 2.8	49-0 7 16 8 6 143 5.1
2025-26	ASU	11-9	282/25.6	39-85	.459	12-36	.333	28-36	.778	19 43 62 5.6	30-1 10 14 2 13 118 10.7
TOTAL FOR ASU		11-9	282/25.6	39-85	.459	12-36	.333	28-36	.778	19 43 62 5.6	30-1 10 14 2 13 118 10.7
TOTAL		44-10	645/14.7	88-185	.476	23-70	.329	64-83	.771	48 94 142 3.2	84-1 17 30 10 19 263 6.0



ARKANSAS STATE OHIO

NOV. 3, 2025 // ATHENS, OHIO // THE CONVOCATION CENTER

89
85



Official Basketball Box Score - Final
Arkansas St. at Ohio
11/03/25 Convocation Center, Athens
2025-26 Men's Basketball

Game Time: 7:00 PM
Game Duration: 2:22
Attendance: 5,545

Officials: Greg Langsdorf, Jon Campbell, Sutton Simon

Arkansas St. - 89

Record: 1-0

NO. Name	Min	FG	3P	FT	Rebounds	Fouls	TP	AS	TO	ST	Blocks	BS	BA	+/
		M-A	M-A	M-A	OR DR TOT	PF	FD							
10 Chudi Dioramma	F 23:07	1-4	0-0	0-0	1 4 5	2 1	2	0	1	0	0	0	0	-16
0 Chandler Jackson	G 31:52	7-11	1-2	6-7	4 4 8	2 4	21	5	3	0	0	0	0	15
1 Matt Hayman	G 20:08	2-4	0-2	3-3	0 0 0	4 2	7	4	5	1	0	0	0	-2
5 Christian Harmon	G 29:03	0-10	0-7	0-0	1 3 4	2 1	0	3	2	1	1	0	0	-6
12 Jalen Hampton	G 19:21	3-3	0-0	1-2	3 3 5	2 1	7	0	0	1	0	0	0	-16
13 Aly Tounkara	15:34	1-1	0-0	0-0	2 3 5	5 1	2	0	1	1	1	0	0	20
20 Joey Chammas	26:26	5-11	4-7	7-8	0 4 4	3 5	21	1	2	2	0	0	1	9
22 Jaxon Ellingsworth	19:40	3-4	2-3	6-6	2 4 6	4 3	14	0	2	0	0	0	0	18
2 TJ Caldwell	10:32	3-5	2-4	2-2	0 2 2	3 1	10	0	2	0	0	0	0	2
3 Royal Blue Smith	04:16	2-3	1-2	0-0	0 0 0	0 0	5	0	0	0	0	0	0	-4
Team					1 1 2	0	0	0	0	0	0	0	0	
Totals		27-56	10-27	25-28	13 28 41	27 19	89	13	18	6	2	1	4	

Shooting By Period
1st FG% 11-24 45.8%
3PT% 4-13 30.8%
FT% 6-7 85.7%
2nd FG% 16-32 50.0%
3PT% 6-14 42.9%
FT% 19-21 90.5%
GM FG% 27-56 48.2%
3PT% 10-27 37.0%
FT% 25-28 89.3%
Dead Ball Rebounds: 1, 0

Ohio - 85

Record: 0-1

NO. Name	Min	FG	3P	FT	Rebounds	Fouls	TP	AS	TO	ST	Blocks	BS	BA	+/
		M-A	M-A	M-A	OR DR TOT	PF	FD							
1 Javan Simmons	F 23:43	4-9	1-1	5-9	2 2 4	3 10	14	0	1	0	1	0	0	-8
10 Aidan Hadaway	F 35:04	12-16	3-6	1-2	2 4 6	0 5	28	3	1	0	0	0	0	12
0 Ajay Sheldon	G 35:46	2-8	2-7	1-2	1 3 4	2 3	7	2	2	1	0	0	0	-2
6 Elijah Elliott	G 23:58	3-5	0-0	0-0	1 1 3	0 6	2	1	0	0	0	0	0	-12
13 Jackson Paveletzke	G 39:13	5-13	0-4	6-7	1 0 1	4 7	16	2	3	2	0	1	0	-1
3 Dior Connors	17:07	2-6	2-6	2-2	0 1 1	3 1	8	1	2	0	0	1	0	5
22 Jalen Brenth	16:17	3-4	0-0	0-0	2 2 2	2 1	6	1	0	0	1	0	0	4
17 Kilir Kuany	04:56	0-2	0-2	0-0	0 0 0	0 0	0	0	0	0	0	0	0	-16
4 JJ Kelly	03:56	0-0	0-0	0-0	0 1 1	2 0	0	0	0	0	0	0	0	-2
Team					1 4 5	0	0	0	0	0	0	0	0	
Totals		31-63	8-26	15-22	7 18 25	19 27	85	11	10	4	1	2	4	

Shooting By Period
1st FG% 13-33 39.4%
3PT% 5-17 29.4%
FT% 8-10 80%
2nd FG% 18-30 60.0%
3PT% 3-9 33.3%
FT% 7-12 58.3%
GM FG% 31-63 49.2%
3PT% 8-26 30.8%
FT% 15-22 68.2%
Dead Ball Rebounds: 4, 0

Major Fouls: NONE

	ASTATE		OHIO		Points from Turnovers	ASTATE	OHIO	Period by Period Scoring			
Biggest lead	9 (1 st 9:40)		11 (1 st 2:45)					2	15	1st	2nd
Best Scoring Run	12 (1 st 10:33)		20 (1 st 2:45)		Paint	34	42	ASTATE	32	57	89
Lead Changes	9				Second Chance	21	4		OHIO	39	46
Times Tied	7				Fast Breaks	10	7				
Time with Lead	09:43		24:32		Bench	52	14				

@ASTATEMB

2

ARKANSAS STATE STEPHEN F. AUSTIN

NOV. 7, 2025 // NACOGDOCHES, TEXAS // WILLIAM R. JOHNSON COLISEUM

65
90



Official Basketball Box Score - Final
Arkansas St. at SFA
11/07/25 William R. Johnson Coliseum, Nacogdoches
2025-26 Men's Basketball

Game Time: 6:00 PM
Game Duration: 2:31
Attendance: 9,933

Officials: Eric Kronebusch, Bobby Bissant II, Doug George

Arkansas State - 65

Record: 1-1

NO. Name	Min	FG	3P	FT	Rebounds	Fouls	TP	AS	TO	ST	Blocks	BS	BA	+/
		M-A	M-A	M-A	OR DR TOT	PF	FD							
13 Aly Tounkara	F 17:31	1-2	0-0	1-2	1 2 3	3 1	3	0	1	1	0	0	0	-13
22 Jaxon Ellingsworth	F 23:20	0-5	0-3	4-4	0 6 6	2 2	4	0	0	2	0	2	0	-26
0 Chandler Jackson	G 16:15	0-4	0-3	2-2	1 0 1	2 2	2	3	0	0	0	1	0	-11
1 Matt Hayman	G 16:55	3-8	1-3	0-0	1 1 2	2 1	7	3	1	1	0	0	0	-22
5 Christian Harmon	G 20:50	2-9	1-8	3-4	0 1 1	0 2	8	2	2	3	0	0	0	-6
20 Joey Chammas	25:03	3-5	2-3	9-12	0 0 0	2 8	17	0	3	2	0	0	0	-10
2 TJ Caldwell	26:35	1-7	0-3	2-4	1 1 2	0 4	4	0	0	1	0	2	0	-8
10 Chudi Dioramma	17:08	3-6	0-0	1-1	2 2 4	3 2	7	0	1	0	0	0	0	-7
12 Jalen Hampton	21:46	3-5	1-2	2-2	1 2 3	3 2	9	2	2	2	0	1	0	-5
3 Royal Blue Smith	12:25	1-3	0-2	2-2	0 0 4	1 1	4	1	0	0	0	0	0	-14
21 Fredy-Salam Sylla	02:10	0-0	0-0	0-0	0 0 0	1 0	0	0	0	0	0	0	0	-3
Team					3 5 8	0	0	0	1	0	0	0	0	
Totals		17-54	5-27	26-33	10 20 30	19 25	65	10	14	12	0	8	25	

Shooting By Period
1st FG% 9-31 29.0%
3PT% 2-14 14.3%
FT% 11-14 78.6%
2nd FG% 8-23 34.8%
3PT% 3-13 23.1%
FT% 15-19 78.9%
GM FG% 17-54 31.5%
3PT% 5-27 18.5%
FT% 26-33 78.8%
Dead Ball Rebounds: 4, 0

SFA - 90

Record: 2-0

NO. Name	Min	FG	3P	FT	Rebounds	Fouls	TP	AS	TO	ST	Blocks	BS	BA	+/
		M-A	M-A	M-A	OR DR TOT	PF	FD							
1 Chishawn Christmas	F 26:20	3-5	0-0	2-5	7 3 10	2 4	8	1	1	1	0	0	0	36
2 Jerald Colon	F 28:06	3-6	0-0	3-4	6 5 11	3 4	9	1	3	1	6	0	0	19
0 Kam Burton	G 15:16	2-7	2-6	0-0	1 1 2	2 0	6	1	2	0	0	0	0	19
5 Keon Thompson	G 31:52	11-17	3-6	1-1	0 5 5	2 3	26	7	4	1	0	0	0	22
11 Lateef Patrick Jr	G 23:49	6-12	2-4	3-5	0 0 0	4 3	17	2	1	1	0	0	0	26
6 Nant Chotikavarn	23:44	5-14	4-13	0-2	0 3 3	3 3	14	0	0	0	0	0	0	1
12 Ebranon Smith Jr.	12:03	0-2	0-2	0-0	0 4 4	1 0	0	1	0	1	0	0	0	-11
17 Gediminas Alisas	07:18	1-1	0-0	0-0	1 1 2	0 2	0	0	0	0	0	0	0	-17
21 Ahammed Mohammed	18:25	1-3	0-0	0-0	0 1 1	3 1	2	0	2	1	0	0	0	-5
4 Marcus Scurry	03:40	2-3	1-2	0-0	0 0 0	2 0	5	0	0	0	0	0	0	6
7 Tichyque Musaka	04:36	0-0	0-0	1-2	1 1 2	0 1	1	0	0	0	0	0	0	6
3 Christian Green	01:37	0-0	0-0	0-0	0 0 0	0 0	0	0	0	0	0	0	0	3
8 Bryceon Melvin	01:37	0-0	0-0	0-0	0 0 0	0 0	0	0	0	0	0	0	0	3
9 Harris Dar	01:37	0-0	0-0	0-0	0 0 0	1 0	0	0	0	0	0	0	0	3
Team					3 6 9	0	0	0	0	0	0	0	0	
Totals		34-70	12-33	10-19	19 30 49	25 19	90	14	14	5	8	0	25	

Major Fouls: NONE

	ASU	SFA							
Biggest lead	0 (1 st 20:00)	25 (2 nd 0:32)	Points from	ASU	SFA	Period by Period Scoring			
Best Scoring Run	8 (2 nd 13:41)	12 (1 st 17:26)	Turnovers	16	24		1st	2nd	TOT
Lead Changes	0		Paint	20	34	ASU	31	34	65
Times Tied	0		Second Chance	11	26				
Time with Lead	00:00	39:47	Fast Breaks	11	3	SFA	46	44	90
			Bench	41	24				

3

ARKANSAS STATE MISSOURI STATE

NOV. 11, 2025 // SPRINGFIELD, MO. // GREAT SOUTHERN BANK ARENA

86
85



Official Basketball Box Score - Final
Arkansas St. at Missouri St.
11/11/25 Great Southern Bank Arena, Springfield
2025-26 Men's Basketball

Game Time: 7:00 PM
Game Duration: 2:10
Attendance: 2,201

Officials: Jason Baker, Mike Nance, Michael Swoboda

Arkansas St. - 86

Record: 2-1

NO. Name	Min	FG	3P	FT	Rebounds	Fouls	TP	AS	TO	ST	Blocks	BS	BA	+/
		M-A	M-A	M-A	OR DR TOT	PF	FD							
13 Aly Tounkara	F 15:51	3-4	0-0	2-2	0 3 3	3 2	8	1	0	0	2	0	0	6
22 Jaxon Ellingsworth	F 33:41	4-9	1-3	0-1	3 1 4	5 3	9	1	2	2	0	0	0	-6
0 Chandler Jackson	G 27:00	10-11	3-3	10-12	1 3 4	3 7	33	1	3	0	0	1	0	-25
2 TJ Caldwell	G 27:16	6-15	0-3	4-4	4 3 7	5 5	16	1	4	1	0	1	0	6
5 Christian Harmon	G 34:44	2-7	1-6	0-1	3 8 11	1 1	5	4	2	1	0	0	0	-2
10 Chudi Dioramma	10:23	1-2	0-0	0-0	1 0 1	3 0	2	0	2	0	0	0	0	-6
1 Matt Hayman	26:52	2-13	0-5	2-2	1 6 7	4 1	6	1	2	1	0	0	0	-2
3 Royal Blue Smith	19:46	1-3	0-1	5-7	0 1 1	3 4	7	2	0	1	0	0	0	-4
21 Fredy-Salam Sylla	04:27	0-1	0-1	0-0	0 0 0	0 0	0	0	0	0	0	0	0	-3
Team					1 1 2	0	0	0	1	0	0	0	0	
Totals		29-65	5-22	23-29	14 26 40	27 23	86	11	16	6	2	3	1	

Shooting By Period
1st FG% 12-32 37.5%
3PT% 1-11 9.1%
FT% 8-10 80%
2nd FG% 17-33 51.5%
3PT% 4-11 36.4%
FT% 15-19 78.9%
GM FG% 29-65 44.6%
3PT% 5-22 22.7%
FT% 23-29 79.3%
Dead Ball Rebounds: 3, 1

Major Fouls: Smith (F1) 2 nd 0 0 2

Missouri St. - 85

Record: 2-1

NO. Name	Min	FG	3P	FT	Rebounds	Fouls	TP	AS	TO	ST	Blocks	BS	BA	+/-
		M-A	M-A	M-A	OR DR TOT	PF	FD							
11 Keith Palek III	F 21:45	5-11	1-5	2-2	2 0 2	5	2	13	0	2	2	0	0	0
23 Michael Osei-Bonsu	F 24:19	5-7	0-0	11-19	3 7 10	4	12	21	4	5	1	0	1	10
0 Kobi Williams	G 26:22	1-6	0-5	5-6	0 2 2	4	4	7	1	1	0	0	0	9
1 Trey Williams Jr	G 37:09	4-14	2-5	4-4	0 1 1	1	5	14	2	0	0	1	0	-9
13 Zaxton King	G 37:09	7-9	2-3	2-2	0 5 5	3	1	18	0	0	0	0	0	0
10 Darrion Sutton	F 25:13	3-7	1-2	0-0	1 9 10	2	7	7	4	2	3	1	1	-4
2 Tyrique Brooks	06:26	1-1	0-0	1-2	0 0 0	2	2	3	1	0	0	0	0	-6
6 Logan Epes	21:37	0-1	0-1	2-2	1 0 1	2	1	2	2	0	0	0	0	0
Team					0 1 1	0	0	0	1					
Totals		26-56	6-21	23-27	7 25 32	23	27	85	14	12	7	3	2	-1
Major Fouls: NONE														



2025-26 GAME NOTES

5

ARKANSAS STATE SAINT MARY'S

NOV. 19, 2025 // MORAGA, CALIF. // UNIVERSITY CREDIT UNION PAVILION

72
85



Official Basketball Box Score - Final
Arkansas St. at Saint Mary's (CA)
11/19/25 UCU Pavilion, Moraga, Calif.
2025-26 Men's Basketball

Game Time: 7:00 PM
Game Duration: 2:11
Attendance: 3,087

Officials: Marques Pettigrew, Chris Pacci, Justin Shannon

Arkansas St. - 72

Record: 3-2

NO. Name	Min	FG	3P	FT	Rebounds	Fouls	TP	AS	TO	ST	Blocks	+/-
		M-A	M-A	M-A	OR DR TOT	PF FD					BS BA	
13 Aly Tounkara	F 14:17	1-2	0-0	0-0	3 2 5	4 1 2	0	1	1	1	1	-8
22 Jaxon Ellingsworth	F 21:38	1-6	0-3	2-2	1 2 3	4 1 4	2	0	1	1	1	-18
0 Chandler Jackson	G 29:45	2-10	0-2	0-1	0 2 2	3 1 4	6	1	0	0	1	-8
2 TJ Caldwell	G 24:09	2-8	1-4	3-4	0 1 1	2 4 8	1	2	0	0	0	-9
5 Christian Harmon	G 30:14	8-17	4-9	1-1	2 2 4	2 2 21	1	0	0	0	1	-9
10 Chudi Dioramma	24:03	2-6	0-0	4-4	1 3 4	1 3 8	3	2	0	0	2	-5
1 Matt Hayman	21:45	5-13	2-8	0-0	1 5 6	4 0 12	0	0	2	0	0	-10
3 Royal Blue Smith	17:41	4-5	2-3	0-0	1 0 1	1 3 3	10	0	2	2	1	0
12 Jalen Hampton	16:29	1-2	0-0	1-1	3 2 5	2 1 3	3	2	2	0	1	2
Team					4 0 4	0 0 0						
Totals		26-69	9-29	11-13	16 19 35	25 16 72	16	10	8	3	7	13

Shooting By Period		
1st FG%	15-37	40.5%
3PT%	7-19	36.8%
FT%	2-3	66.7%
2nd FG%	11-32	34.4%
3PT%	2-10	20.0%
FT%	9-10	90%
GM FG%	26-69	37.7%
3PT%	9-29	31.0%
FT%	11-13	84.6%
Dead Ball Rebounds: 2, 0		

Major Fouls: NONE

Saint Mary's (CA) - 85

Record: 5-0

NO. Name	Min	FG	3P	FT	Rebounds	Fouls	TP	AS	TO	ST	Blocks	+/-
		M-A	M-A	M-A	OR DR TOT	PF FD					BS BA	
23 Paulius Murauskas	F 35:06	8-15	0-2	8-10	4 5 9	3 7 24	1	3	1	2	0	17
22 Kevin Gad	F 07:28	1-1	1-1	0-0	0 0 0	0 0 3	0	0	0	0	0	3
45 Andrew McKeever	C 32:01	4-9	0-0	8-12	6 11 17	2 7 16	2	1	0	5	1	18
0 Mikey Lewis	G 34:12	6-14	3-5	2-3	0 5 5	0 2 17	6	1	1	0	1	9
7 Joshua Dent	G 37:57	2-5	1-3	4-4	0 0 0	4 4 9	7	2	2	0	1	13
33 Liam Campbell	32:55	5-7	3-4	2-2	0 2 2	2 2 15	0	1	0	0	0	10
1 Harry Wessels	07:30	0-0	0-0	1-2	1 0 1	4 2 1	0	1	1	0	0	0
11 Dillan Shaw	07:20	0-2	0-1	0-0	0 0 0	1 1 0	0	1	1	0	0	-4
9 Rory Hawke	05:31	0-0	0-0	0-0	0 1 1	0 0 0	1	1	0	0	0	2
Team					2 3 5	0 0 2						
Totals		26-53	8-16	25-33	13 27 40	16 25 85	17	13	6	7	3	13

Shooting By Period		
1st FG%	16-30	53.3%
3PT%	6-12	50.0%
FT%	9-14	64.3%
2nd FG%	10-23	43.5%
3PT%	2-4	50.0%
FT%	16-19	84.2%
GM FG%	26-53	49.1%
3PT%	8-16	50.0%
FT%	25-33	75.8%
Dead Ball Rebounds: 3, 0		

Major Fouls: NONE

	ASU	SMC
Biggest lead	6 (1 st 20:00)	15 (2 nd 5:47)
Best Scoring Run	9 (1 st 10:11)	8 (2 nd 5:47)
Lead Changes	11	
Times Tied	8	
Time with Lead	05:59	29:36

major fouls. NONE

Points from	ASU	SMC
Turnovers	13	12
Paint	32	30
Second Chance	14	15
Fast Breaks	14	15
Bench	33	16

Period by Period Scoring			
	1st	2nd	TOT
ASU	39	33	72
SMC	47	38	85

6

ARKANSAS STATE SMU

NOV. 21, 2025 // DALLAS, TEXAS // MOODY COLISEUM

69
100



Official Basketball Box Score - Final
Arkansas St. at SMU
11/21/25 Moody Coliseum, Dallas, Texas
2025-26 Men's Basketball

Game Time: 8:05 PM
Game Duration: 2:03
Attendance: 4,502

Officials: Pat Driscoll, Tony Chiazza, Jeff Pon

Arkansas St. - 69

Record: 3-3

NO. Name	Min	FG	3P	FT	Rebounds	Fouls	TP	AS	TO	ST	Blocks	+/-
		M-A	M-A	M-A	OR DR TOT	PF FD					BS BA	
13 Aly Tounkara	F 15:25	1-1	0-0	0-0	0 4 4	2 0 2	1	1	0	1	0	0
22 Jaxon Ellingsworth	F 26:36	2-7	1-4	0-0	1 7 8	2 2 5	1	1	0	0	1	-14
0 Chandler Jackson	G 19:17	2-6	0-2	0-0	1 2 3	1 0 4	1	4	0	0	0	-4
2 TJ Caldwell	G 30:23	8-16	0-6	4-5	3 1 4	0 4 20	1	5	1	0	1	-30
5 Christian Harmon	G 25:25	6-9	2-5	2-2	2 0 2	3 2 16	0	6	1	0	0	-21
10 Chudi Dioramma	19:56	1-4	0-0	3-7	3 2 5	2 4 5	0	2	0	1	0	-34
1 Matt Hayman	17:58	3-9	1-5	0-0	1 2 3	3 0 7	1	5	0	0	1	-15
12 Jalen Hampton	14:52	0-2	0-1	2-2	4 5 9	1 2 2	2	0	1	0	1	-9
3 Royal Blue Smith	17:23	3-5	2-4	0-0	1 1 2	2 1 8	1	5	2	0	0	-14
21 Fredy-Salam Sylla	12:45	0-4	0-2	0-0	2 2 4	0 0 0	0	2	0	0	0	-14
Team					3 1 4	0 0 0						
Totals		26-63	6-29	11-16	21 27 48	16 15 69	6	32	4	2	4	31

Shooting By Period		
1st FG%	13-29	44.8%
3PT%	1-8	12.5%
FT%	3-5	60%
2nd FG%	13-34	38.2%
3PT%	5-21	23.8%
FT%	8-11	72.7%
GM FG%	26-63	41.3%
3PT%	6-29	20.7%
FT%	11-16	68.8%
Dead Ball Rebounds: 3, 0		

SMU - 100

Record: 6-0

NO. Name	Min	FG	3P	FT	Rebounds	Fouls	TP	AS	TO	ST	Blocks	+/-
		M-A	M-A	M-A	OR DR TOT	PF FD					BS BA	
3 Corey Washington	F 30:32	5-8	2-3	1-1	4 2 6	1 4 13	1	0	4	0	0	16
24 Samet Yigitoglu	C 25:13	7-10	0-0	0-2	2 3 5	3 3 14	1	2	2	0	0	22
0 B.J. Edwards	G 34:24	9-13	3-6	3-4	2 3 5	3 2 24	13	2	10	0	0	31
2 Boopie Miller	G 30:03	6-13	2-6	3-4	0 0 0	2 3 17	6	2	7	0	0	22
5 Jaron Pierre Jr.	G 28:28	6-16	0-6	3-5	0 4 4	0 4 15	3	1	2	0	1	9
13 Mitchell Holmes	14:47	1-3	0-0	0-0	0 2 2	3 0 2	2	2	1	0	1	0
7 Jermaine O'Neal Jr.	18:53	5-9	1-2	0-0	1 2 3	0 0 11	1	0	0	1	0	28
9 B.J. Davis-Ray	10:53	2-3	0-0	0-0	1 0 1	0 4 2	0	0	0	0	1	5
22 Nigel Walls	05:24	0-0	0-0	0-0	0 0 0	3 0 0	0	0	1	0	0	1
1 Chance Puryear	01:23	0-0	0-0	0-0	0 0 0	0 0 0	0	0	0	0	0	8
Team					2 2 4	0 0 0						
Totals		41-75	8-23	10-16	12 18 30	15 16 100	29	8	26	4	2	31

Shooting By Period		
1st FG%	21-37	56.8%
3PT%	4-12	33.3%
FT%	4-7	57.1%
2nd FG%	20-38	52.6%
3PT%	4-11	36.4%
FT%	6-9	66.7%
GM FG%	41-75	54.7%
3PT%	8-23	34.8%
FT%	10-16	62.5%
Dead Ball Rebounds: 1, 0		

	ASU	SMU
Biggest lead	4 (1 st 18:13)	31 (2 nd 0:09)
Best Scoring Run	8 (2 nd 9:12)	10 (2 nd 3:46)
Lead Changes	1	
Times Tied	2	
Time with Lead	02:32	35:34

Points from	ASU	SMU
Turnovers	6	51
Paint	36	50
Second Chance	21	2
Fast Breaks	2	34
Bench	22	17

Period by Period Scoring			
	1st	2nd	TOT
ASU	30	39	69
SMU	50	50	100

7

JACKSONVILLE STATE ARKANSAS STATE

NOV. 24, 2025 // JONESBORO, ARK. // FIRST NATIONAL BANK ARENA

63
74



Official Basketball Box Score - Final
Jacksonville St. at Arkansas State
11/24/25 First National Bank Arena, Jonesboro, Ark.
2025-26 Men's Basketball

Game Time: 7:00 PM
Game Duration: 2:19
Attendance: 3,071

Officials: Chuck Jones, Mike Nance, Stephen Crikus Jr.

Jacksonville St. - 63

Record: 3-2

NO. Name	Min	FG	3P	FT	Rebounds	Fouls	TP	AS	TO	ST	Blocks	+/-
		M-A	M-A	M-A	OR DR TOT	PF FD					BS BA	
5 Bencao Vungo	F 18:21	3-6	0-2	0-0	0 3 3	3 1 6	0	1	0	0	0	-8
99 Iaroslav Niagu	F 22:04	2-3	0-0	0-0	3 3 6	2 2 4	1	0	0	2	0	-11
0 AC Bryant	G 29:39	2-6	2-6	0-0	1 3 4	3 2 6	1	2	3	0	0	-4
2 Jacoby Hill	G 14:02	1-3	0-1	2-2	0 1 1	0 1 4	9	2	6	0	1	-15
3 Jaye Nash	G 19:58	3-5	0-1	3-4	1 1 2	3 4 9	2	2	1	0	0	-6
11 Marcus Fitzgerald Jr.	16:20	0-3	0-3	0-0	0 0 0	1 0 0	0	2	1	0	0	-5
23 Mostapha El Moutaouakkil	25:29	3-11	0-3	10-16	1 5 6	4 9 16	2	1	0	0	1	-4
11 Jamar Franklin	15:34	1-7	1-7	0-0	1 0 1	0 0 3	0	0	0	0	0	-5
13 Emondrek Erkins-Ford	18:32	3-6	1-2	2-5	2 4 6	3 3 1	0	0	1	0	1	0
7 Toby Nnadozie	18:30	2-5	0-0	2-2	3 1 4	4 1 9	0	2	1	0	0	0
14 Connor Loy	01:32	0-0	0-0	0-0	0 0 0	0 0 0	0	0	1	0	0	2
Team					0 4 4	0 0 0						
Totals		20-55	4-25	19-29	12 25 37	23 23 63	9	15	7	3	2	-11

Shooting By Period		
1st FG%	11-26	42.3%
3PT%	3-13	23.1%
FT%	7-13	53.8%
2nd FG%	9-29	31.0%
3PT%	1-12	8.3%
FT%	12-16	75%
GM FG%	20-55	36.4%
3PT%	4-25	16.0%
FT%	19-29	65.5%
Dead Ball Rebounds: 6, 0		

Major Fouls: El Moutaouakkil (TP) 2nd 0:40

Arkansas State - 74

Record: 4-3

Arkansas State - 74				Record: 4-3				Missouri State - 70				Arkansas State - 74			
NO.	NAME	MIN	FG	3P	FT	Rebounds	Fouls	TP	AS	TO	ST	Blocks	+/-		
			M-A	M-A	M-A	OR	DR	TOT	PF	FD		BS	BA		
13	Aly Tounkara	F 19:01	4-6	0-0	0-0	1	3	4	5	1	8	0	4	1	
22	Jaxon Ellingsworth	F 23:57	4-10	2-4	4-5	2	5	7	3	5	14	1	1	3	
0	Chandler Jackson	G 28:49	2-5	0-1	7-8	0	2	2	3	6	11	1	5	3	
3	Royal Blue Smith	G 16:16	1-6	1-4	1-4	0	2	2	1	3	4	0	0	1	
5	Christian Harmon	G 31:12	5-9	4-7	7-8	2	1	3	2	5	21	3	3	2	
1	Matt Hayman	23:34	2-9	1-7	2-2	0	7	7	2	1	7	3	1	0	
2	TJ Caldwell	22:48	2-4	1-3	2-2	2	2	4	5	1	7	2	1	0	
12	Jalen Hampton	24:37	1-1	0-0	0-0	5	5	2	0	2	3	2	1	0	
10	Chudi Dioramma	07:46	0-2	0-0	0-0	0	0	0	1	0	0	0	0	-2	
Team						0	0	0	0	0	1				
Totals			21-52	9-26	23-29	7	27	34	24	22	74	16	11	2	

9

UT ARLINGTON
ARKANSAS STATE

DEC. 2, 2025 // JONESBORO, ARK. // FIRST NATIONAL BANK ARENA

63
83Official Basketball Box Score - Final
UT Arlington at Arkansas State
12/02/25 First National Bank Arena, Jonesboro, Ark.
2025-26 Men's BasketballGame Time: 7:00 PM
Game Duration: 2:03
Attendance: 3,389

Officials: Jason Baker, Shaun Seales, Eric Lowe

UT Arlington - 63

Record: 6-3

NO. Name	Min	FG M-A	3P M-A	FT M-A	Rebounds OR DR TOT	Fouls PF FD	TP AS TO ST	Blocks BS BA +/-
2 Raysean Seamster	F 27:15	5-10	0-0	1-2	3 3 6	3 1	11 1 1 0	0 0 0 -14
34 Cameron Jackson	F 17:14	1-3	0-0	0-0	2 4 6	2 2	2 1 0 1	1 1 0 -8
1 Casmir Chavis	G 33:48	4-11	0-2	7-12	2 3 5	2 6	15 2 1 2	0 0 0 -11
11 Jayden Smoot	G 21:33	1-5	1-5	2-2	1 2 3	2 1	5 0 3 0	0 0 0 -18
42 Marcell McCreary	G 35:37	7-17	0-7	2-2	1 1 2	2 2	16 0 2 4	0 1 -11
5 Miles Goodman	10:47	2-3	0-0	0-0	0 3 3	3 2	4 0 1 1	1 1 0 -7
8 Bahsil Laster	18:22	0-3	0-2	2-5	1 0 1	2 3	2 0 3 1	0 0 0 -12
3 Tyrann Mason	16:15	3-7	0-2	2-3	3 2 5	1 2	8 0 0 2	0 0 0 -7
0 Jordan Lowery	05:16	0-1	0-0	0-0	0 0 0	2 0	0 1 0 0	0 0 0 -5
4 Marcus Rigby Jr.	13:53	0-2	0-1	0-0	2 3 5	2 0	0 0 0 1	0 0 0 -7
Team					0 1 1	0 0	0 0	
Totals		23-62	1-19	16-26	15 22 37	21 19	63 4 12 11	3 1 20

Major Fouls: NONE

Shooting By Period		
1 st FG%	9-25	36.0%
3PT%	0-8	0.0%
FT%	3-5	60%
2 nd FG%	14-37	37.8%
3PT%	1-11	9.1%
FT%	13-21	61.9%
GM FG%	23-62	37.1%
3PT%	1-19	5.3%
FT%	16-26	61.5%

Dead Ball Rebounds: 6, 0

Arkansas State - 83

Record: 6-3

NO. Name	Min	FG M-A	3P M-A	FT M-A	Rebounds OR DR TOT	Fouls PF FD	TP AS TO ST	Blocks BS BA +/-
13 Aly Tounkara	F 08:37	0-0	0-0	0-0	0 1 1	1 0	0 0 0 0	1 0 0 -5
22 Jaxon Ellingsworth	F 28:48	5-7	2-3	6-9	3 4 7	3 5	18 1 2 2	0 1 23
0 Chandler Jackson	G 33:41	4-8	0-0	3-3	1 3 4	1 4	11 7 1 2	0 0 11
2 TJ Caldwell	G 24:05	1-10	0-4	2-2	1 5 6	4 1	4 1 0 0	0 0 22
5 Christian Harmon	G 31:34	4-12	0-6	3-5	1 2 3	1 2	11 4 0 2	0 1 29
10 Chudi Dioramma	12:15	1-3	0-0	2-2	1 2 3	3 1	4 0 1 0	0 0 2
1 Matt Hayman	16:00	6-6	0-0	1-1	0 1 1	1 1	12 0 4 1	0 0 5
3 Royal Blue Smith	11:36	1-4	0-1	0-0	0 2 2	1 1	2 1 3 1	0 0 -6
12 Jalen Hampton	24:53	6-7	2-2	5-6	2 6 8	3 4	19 1 2 1	0 0 18
21 Fredy-Salam Sylla	08:32	1-3	0-1	0-2	1 1 2	1 2	2 1 1 0	0 1 1
Team					3 1 4	0 0	0 0	
Totals		29-60	4-17	21-29	14 27 41	19 21	83 16 14 9	1 3 20

Major Fouls: NONE

Shooting By Period		
1 st FG%	13-27	48.1%
3PT%	3-9	33.3%
FT%	10-14	71.4%
2 nd FG%	16-33	48.5%
3PT%	1-8	12.5%
FT%	11-15	73.3%
GM FG%	29-60	48.3%
3PT%	4-17	23.5%
FT%	21-29	72.4%

Dead Ball Rebounds: 3, 1

	UTA	ASU
Biggest lead	4 (1 st 15:58)	21 (2 nd 0:57)
Best Scoring Run	6 (1 st 8:23)	12 (1 st 3:35)
Lead Changes	4	
Times Tied	3	
Time with Lead	05:40	31:19

Points from		UTA	ASU
Turnovers		11	19
Paint		44	48
Second Chance		17	10
Fast Breaks		14	10
Bench		14	39

Period by Period Scoring			
	1st	2nd	TOT
UTA	21	42	63
ASU	39	44	83

10

ARKANSAS STATE
LITTLE ROCK

DEC. 6, 2025 // LITTLE ROCK, ARK. // JACK STEPHENS CENTER

90
78Official Basketball Box Score - Final
Arkansas St. at Little Rock
12/06/25 Jack Stephens Center, Little Rock
2025-26 Men's BasketballGame Time: 8:00 PM
Game Duration: 1:43
Attendance: 2,691

Officials:

Arkansas St. - 90

Record: 7-3

NO. Name	Min	FG M-A	3P M-A	FT M-A	Rebounds OR DR TOT	Fouls PF FD	TP AS TO ST	Blocks BS BA +/-
10 Chudi Dioramma	F 16:27	1-3	0-0	2-2	1 4 5	1 1	4 1 1 0	0 0 0 14
1 Matt Hayman	G 22:02	5-9	3-7	2-2	1 1 2	1 3	15 4 0 1	0 0 15
3 Royal Blue Smith	G 17:16	5-10	1-4	0-0	0 2 2	2 1	11 1 3 0	0 0 0 -1
12 Jalen Hampton	G 31:42	4-8	0-1	0-0	1 12 13	0 0	8 3 1 1	1 2 13
21 Fredy-Salam Sylla	G 24:26	6-7	3-3	1-1	2 0 2	1 2	16 0 0 0	1 1 -1
22 Jaxon Ellingsworth	22:36	2-9	2-7	0-0	0 2 2	2 0	6 1 3 0	1 1 0
0 Chandler Jackson	22:44	2-3	0-1	0-0	1 1 2	0 0	4 4 1 1	0 0 13
5 Christian Harmon	12:01	2-9	1-8	0-0	0 3 3	1 1	5 0 1 1	0 0 4
2 TJ Caldwell	22:28	6-9	3-6	4-4	2 2 4	2 2	19 1 1 1	3 0 4
13 Aly Tounkara	08:18	1-2	0-0	0-0	3 1 4	1 0	2 0 1 1	0 0 -1
Team					2 1 3	0 0	0 0	
Totals		34-69	13-37	9-9	13 29 42	11 10	90 15 12 6	5 5 12

Major Fouls: Hampton (TF) 2nd 14:53

Little Rock - 78

Record: 2-7

NO. Name	Min	FG M-A	3P M-A	FT M-A	Rebounds OR DR TOT	Fouls PF FD	TP AS TO ST	Blocks BS BA +/-
10 Caleb Pennyfeather	F 22:52	1-4	0-0	0-0	2 3 5	1 0	2 1 1 1	1 1 -2
15 Kachi Nzeh	F 38:03	11-17	2-6	6-8	1 4 5	1 4	30 1 2 0	4 1 -7
0 Braxton Bayless	G 37:50	4-9	2-4	3-4	0 2 2	2 3	13 8 4 2	0 1 -17
5 Christian Hughes	G 33:07	0-4	0-1	0-2	0 0 0	2 2	0 0 0 3	0 2 -10
11 Johnathan Lawson	G 40:00	13-19	6-9	1-2	0 3 3	3 1	33 1 2 0	0 0 -12
24 Cameron Wallace	03:56	0-2	0-0	0-0	0 0 0	0 0	0 1 0 0	0 0 -7
12 Tracy Steele Jr.	23:41	0-2	0-0	0-1	0 3 3	1 1	0 2 0 1	0 0 -5
22 Turren Clayton IV	00:31	0-0	0-0	0-0	0 0 0	0 0	0 0 0 0	0 0 0
Team					0 6 6	0 0	0 1	
Totals		29-57	10-20	10-17	3 21 24	10 11	78 14 9 9	5 5 -12

Major Fouls: NONE

	ASU	LR
Biggest lead	14 (1 st 5:48)	1 (1 st 19:13)
Best Scoring Run	10 (1 st 14:45)	9 (2 nd 4:55)
Lead Changes	2	
Times Tied	1	
Time with Lead	38:42	00:20

Points from	ASU	LR
Turnovers	14	18
Paint	40	30
Second Chance	15	4
Fast Breaks	16	18
Bench	36	0

Period by Period Scoring			
	1st	2nd	TOT
ASU	46	44	90
LR	39	39	78

11

ARKANSAS STATE
RICE

DEC. 13, 2025 // HOUSTON, TEXAS // TUDOR FIELDHOUSE

76
77Official Basketball Box Score - Final
Arkansas St. at Rice
12/13/25 Tudor Fieldhouse, Houston
2025-26 Men's BasketballGame Time: 2:00 PM
Game Duration: 2:06
Attendance: 1,105

Officials: Michael Husted, R.B. Clyburn, Michael Terry

Arkansas St. - 76

Record: 7-4

NO. Name	Min	FG M-A	3P M-A	FT M-A	Rebounds OR DR TOT	Fouls PF FD	TP AS TO ST	Blocks BS BA +/-
22 Jaxon Ellingsworth	F 27:10	6-9	1-3	2-3	2 2 4	3 3	15 2 1 1	0 0 0 3
1 Matt Hayman	G 27:44	6-13	0-2	0-0	1 2 3	3 1	12 1 2 0	1 2 2
3 Royal Blue Smith	G 19:27	4-6	1-3	1-3	2 3 5	1 3	10 2 0 1	0 0 10
12 Jalen Hampton	G 28:13	2-2	0-0	0-1	1 4 5	2 1	4 2 1 1	0 0 5
21 Fredy-Salam Sylla	G 18:36	3-8	1-4	0-0	0 3 3	1 0	7 0 0 1	0 0 11
0 Chandler Jackson	23:28	6-9	0-0	5-8	1 3 4	2 6	17 2 2 1	0 0 -10
2 TJ Caldwell	17:43	1-5	1-2	2-2	1 3 4	3 2	5 0 1 0	0 0 -13
5 Christian Harmon	19:42	1-6	0-4	0-0	0 3 3	1 1	2 2 2 1	0 0 -7
10 Chudi Dioramma	13:02	1-3	0-0	2-2	2 3 5	1 1	4 0 0 0	1 1 -5
13 Aly Tounkara	04:55	0-0	0-0	0-0	1 1 2	0 0	0 2 0 0	0 0 -1
Team					2 3 5	0 0	0 0	
Totals		30-61	4-18	12-19	13 30 43	17 18	76 11 11 6	2 3 -1

Major Fouls: NONE

Shooting By Period		
1 st FG%	13-29	44.8%
3PT%	2-10	20.0%
FT%	7-9	77.8%
2 nd FG%	17-32	53.1%
3PT%	2-8	25.0%
FT%	5-10	50%
GM FG%	30-61	49.2%
3PT%	4-18	22.2%
FT%	12-19	63.2%

Dead Ball Rebounds: 0, 0

Rice - 77

Record: 5-6

NO. Name	Min	FG M-A	3P M-A	FT M-A	Rebounds OR DR TOT	Fouls PF FD	TP AS TO ST	Blocks BS BA +/-
24 Jimmy Oladokun Jr.	F 21:40	4-8	0-0	0-4	5 0 5	2 4	8 0 0 2	0 0 0 5
1 Cam Carroll	G 29:29	1-8	1-5	2-2	1 3 4	3 1	5 1 0 2	1 0 0 -1
2 Jalen Smith	G 32:40	5-9	3-5	0-1	0 1 1	4 1	13 6 0 1	0 0 0 6
12 Trae Broadnax	G 25:38	3-11	1-3	4-4	1 5 6	3 5	11 4 2 0	0 0 0 6
23 Nick Anderson	G 24:20	4-11	3-8	3-3	0 3 3	4 1	14 0 1 1	0 0 2 7
5 Jordan Williams	09:44	0-1	0-0	0-0	0 0 0	0 0	0 0 1 1	0 0 0
32 Stephen Giwa	10:46	2-3	0-0	1-2	3 3 6	0 1	5 1 0 0	1 0 -2
8 Eternity Eguagie	17:27	2-3	1-1	5-7	0 2 2	1 4	10 1 2 1	1 0 2
7 Bodey Howell	18:01	5-10	1-2	0-0	0 0 0	0 0	11 0 1 0	0 0 1
13 Andrew Akuchie	10:15	0-0	0-0	0-0	1 3 4	1 0	0 0 0 0	0 0 1
Team					1 5 6	0 0	0 0	
Totals		26-64	10-24	15-23	12 25 37	18 17	77 13 7 8	3 2 1

Major Fouls: NONE

Shooting By Period		
1 st FG%	12-32	37.5%
3PT%	3-11	27.3%
FT%	6-9	66.7%
2 nd FG%	14-32	43.8%
3PT%	7-13	53.8%
FT%	9-14	64.3%
GM FG%	26-64	40.6%
3PT%	10-24	41.7%
FT%	15-23	65.2%

Dead Ball Rebounds: 4, 0

	ASU	Rice
Biggest lead	16 (2 nd 16:01)	3 (2 nd 0:13)
Best Scoring Run	16 (2 nd 16:01)	8 (2 nd 4:18)
Lead Changes	1	
Times Tied	1	
Time with Lead	38:44	00:29

Points from	ASU	Rice
Turnovers	6	19
Paint	48	32
Second Chance	10	11
Fast Breaks	14	9
Bench	28	26

Period by Period Scoring			
	1st	2nd	TOT
ASU	35	41	76
Rice	33	44	77



2025-26 Arkansas St. Men's Basketball Combined Team Statistics All games

Page 1/1
as of Dec 13, 2025

Game Records

Record	Overall	Home	Away	Neutral
ALL GAMES	7-4	4-0	3-4	0-0
CONFERENCE	0-0	0-0	0-0	0-0
NON-CONFERENCE	7-4	4-0	3-4	0-0

Score by Periods

Team	1st	2nd	OT	TOT
Arkansas St.	407	462	15	884
Opponents	416	447	10	873

Team Box Score

No.	Player				Total		3-Point		F-Throw		Rebounds											
		GP-GS	MIN	AVG	FG-FGA	FG%	3FG-3FGA	3FG%	FT-FTA	FT%	OFF	DEF	TOT	AVG	PF	DQ	A	TO	BLK	STL	PTS	AVG
20	CHAMMAA, Joey	2-0	51:29	25.7	8-16	.500	6-10	.600	16-20	.800	0	4	4	2.0	5	0	1	5	0	4	38	19.0
2	CALDWELL, TJ	11-6	257:50	23.4	41-99	.414	13-44	.295	30-35	.857	15	23	38	3.5	28	2	11	19	4	4	125	11.4
0	JACKSON, Chandler	11-9	293:05	26.6	38-82	.463	4-20	.200	39-47	.830	13	23	36	3.3	22	0	45	23	0	11	119	10.8
22	ELLINGSWORTH, Jaxon	11-9	281:40	25.6	39-85	.459	12-36	.333	28-36	.778	19	43	62	5.6	30	1	10	14	2	13	118	10.7
1	HAYMAN, Matt	11-4	240:47	21.9	44-108	.407	14-56	.250	13-13	1.000	8	28	36	3.3	30	1	26	21	1	12	115	10.5
5	HARMON, Christian	11-9	287:57	26.2	32-100	.320	15-71	.211	18-23	.783	14	28	42	3.8	14	0	23	21	1	13	97	8.8
3	SMITH, Royal Blue	11-3	171:58	15.6	29-59	.492	12-32	.375	10-17	.588	9	14	23	2.1	17	0	11	15	1	9	80	7.3
12	HAMPTON, Jalen	9-3	207:26	23.0	23-35	.657	3-6	.500	11-14	.786	15	49	64	7.1	16	0	16	12	3	9	60	6.7
10	DIORAMMA, Chudi	11-2	184:17	16.8	21-48	.438	0-0	.000	16-21	.762	16	28	44	4.0	21	0	6	11	4	1	58	5.3
21	SYLLA, Fredy-Salam	7-2	90:22	12.9	13-30	.433	4-14	.286	4-6	.667	5	9	14	2.0	5	0	1	3	0	1	34	4.9
13	TOUNKARA, Aly	11-8	158:09	14.4	17-23	.739	0-0	.000	6-12	.500	13	28	41	3.7	28	2	4	12	9	5	40	3.6
Team											20	14	34					4				
Total		11	2225		305-685	.445	83-289	.287	191-244	.783	147	291	438	39.8	216	6	154	160	25	82	884	80.4
Opponents		11	2225		307-679	.452	82-258	.318	177-266	.665	122	260	382	34.7	203	4	145	125	41	96	873	79.4

Team Statistics

	ASU	OPP
Scoring	884	873
Points per game	80.4	79.4
Scoring margin	+1.0	-
Field goals-att	305-685	307-679
Field goal pct	.445	.452
3 point fg-att	83-289	82-258
3-point FG pct	.287	.318
3-pt FG made per game	7.5	7.5
Free throws-att	191-244	177-266
Free throw pct	.783	.665
F-Throws made per game	17.4	16.1
Rebounds	438	382
Rebounds per game	39.8	34.7
Rebounding margin	+5.1	-
Assists	154	145
Assists per game	14.0	13.2
Turnovers	160	125
Turnovers per game	14.5	11.4
Turnover margin	-3.2	-
Assist/turnover ratio	1.0	1.2
Steals	82	96
Steals per game	7.5	8.7
Blocks	25	41
Blocks per game	2.3	3.7
Winning streak	0	-
Home win streak	4	-
Attendance	12809	21074
Home games-Avg/Game	4-3202	7-3011
Neutral site-Avg/Game	-	0-0

Team Results

Date	Opponent		Score	Att.
11/03/2025	at Ohio	W	89-85	5545
11/07/2025	at SFA	L	65-90	1923
11/11/2025	at Missouri St.	W	86-85	2201
11/15/2025	Christian Brothers	W	95-67	3182
11/19/2025	at Saint Mary's (CA)	L	72-85	3087
11/21/2025	at SMU	L	69-100	4502
11/24/2025	Jacksonville St.	W	74-63	3071
11/28/2025	North Dakota St.	Wot	85-80	3167
12/02/2025	UT Arlington	W	83-63	3389
12/06/2025	at Little Rock	W	90-78	2691
12/13/2025	at Rice	L	76-77	1125



2024-25 Arkansas St. Men's Basketball Combined Team Statistics In Conference games

Page 1/1
as of Nov 07, 2025

Game Records

Record	Overall	Home	Away	Neutral
ALL GAMES	13-5	7-2	6-3	0-0
CONFERENCE	13-5	7-2	6-3	0-0
NON-CONFERENCE	0-0	0-0	0-0	0-0

Score by Periods

Team	1st	2nd	OT	TOT
Arkansas St.	699	734	0	1433
Opponents	549	658	0	1207

Team Box Score

No.	Player				Total		3-Point		F-Throw		Rebounds											
		GP-GS	MIN	AVG	FG-FGA	FG%	3FG-3FGA	3FG%	FT-FTA	FT%	OFF	DEF	TOT	AVG	PF	DQ	A	TO	BLK	STL	PTS	AVG
6	TODD, Taryn	18-18	528:24	29.4	95-233	.408	26-87	.299	41-59	.695	17	65	82	4.6	40	2	59	32	13	17	257	14.3
5	PINION, Joseph	18-16	510:58	28.4	82-191	.429	50-137	.365	30-34	.882	21	52	73	4.1	41	1	27	18	11	25	244	13.6
35	NELSON, Izaiyah	18-16	434:58	24.2	84-139	.604	1-10	.100	32-45	.711	67	113	180	10.0	43	1	9	19	27	12	201	11.2
8	JULIEN, Kobe	14-13	383:51	27.4	48-129	.372	14-52	.269	38-54	.704	24	52	76	5.4	43	1	20	25	12	21	148	10.6
11	FORD JR., Terrance	18-16	606:57	33.7	60-132	.455	25-57	.439	35-42	.833	4	53	57	3.2	42	0	113	37	0	31	180	10.0
3	FORD, Derrian	17-5	344:38	20.3	39-105	.371	21-63	.333	21-24	.875	20	36	56	3.3	18	0	13	7	1	6	120	7.1
45	DOMINGUEZ, Dyondre	16-1	217:19	13.6	28-65	.431	11-38	.289	21-27	.778	13	26	39	2.4	27	0	14	9	6	3	88	5.5
0	MARSHALL, Rashaud	18-4	283:07	15.7	35-61	.574	0-0	.000	23-33	.697	33	51	84	4.7	32	0	5	8	8	4	93	5.2
1	HILL, Josh	8-0	52:26	6.6	14-28	.500	10-23	.435	2-5	.400	1	8	9	1.1	8	0	0	1	0	0	40	5.0
2	JOHNSON, Justin	6-0	18:46	3.1	3-8	.375	0-2	.000	6-7	.857	0	7	7	1.2	1	0	0	0	0	2	12	2.0
10	FELTS, Avery	17-1	145:55	8.6	10-30	.333	10-30	.333	0-0	.000	6	8	14	0.8	7	0	10	3	1	5	30	1.8
30	ST. CLAIR, Jacob	5-0	09:29	1.9	2-4	.500	1-2	.500	0-0	.000	0	2	2	0.4	1	0	0	0	0	0	5	1.0
13	JOHNSON, Kameron	5-0	18:11	3.6	2-4	.500	0-0	.000	0-0	.000	2	4	6	1.2	2	0	0	1	0	0	4	0.8
4	HEAD, Cody	7-0	23:15	3.3	1-8	.125	0-3	.000	3-4	.750	1	2	3	0.4	3	0	3	0	0	0	5	0.7
7	BUTLER, Zane	9-0	21:48	2.4	2-4	.500	2-3	.667	0-0	.000	0	1	1	0.1	1	0	2	1	0	1	6	0.7
Team											22	20	42					12				
Total		18	3600		505-1141	.443	171-507	.337	252-334	.754	231	500	731	40.6	309	5	275	173	79	127	1433	79.6
Opponents		18	3600		430-1077	.399	108-368	.293	239-342	.699	210	437	647	35.9	264	3	216	205	63	103	1207	67.1

Team Statistics

	ASU	OPP
Scoring	1433	1207
Points per game	79.6	67.1
Scoring margin	+12.6	-
Field goals-att	505-1141	430-1077
Field goal pct	.443	.399
3 point fg-att	171-507	108-368
3-point FG pct	.337	.293
3-pt FG made per game	9.5	6.0
Free throws-att	252-334	239-342
Free throw pct	.754	.699
F-Throws made per game	14.0	13.3
Rebounds	731	647
Rebounds per game	40.6	35.9
Rebounding margin	+4.7	-
Assists	275	216
Assists per game	15.3	12.0
Turnovers	173	205
Turnovers per game	9.6	11.4
Turnover margin	+1.8	-
Assist/turnover ratio	1.6	1.1
Steals	127	103
Steals per game	7.1	5.7
Blocks	79	63
Blocks per game	4.4	3.5
Winning streak	3	-
Home win streak	1	-
Attendance	51425	26709
Home games-Avg/Game	9-5714	9-2968
Neutral site-Avg/Game	-	0-0

Team Results

Date	Opponent		Score	Att.
12/21/2024	Coastal Carolina	W	97-67	5035
01/02/2025	at Old Dominion	W	78-59	3918
01/04/2025	at James Madison	L	62-67	5079
01/09/2025	at South Alabama	L	62-76	2208
01/11/2025	at Troy	W	84-78	3456
01/16/2025	Louisiana	W	83-63	5248
01/18/2025	Georgia St.	W	85-59	5617
01/23/2025	App State	W	65-55	6212
01/25/2025	Texas St.	W	80-65	5791
01/29/2025	at Southern Miss.	W	81-68	3089
02/01/2025	at Texas St.	W	85-74	1441
02/05/2025	at Marshall	L	72-77	4309
02/12/2025	Southern Miss.	W	101-67	5089
02/15/2025	Troy	L	70-71	7036
02/19/2025	South Alabama	L	56-60	5124
02/22/2025	ULM	W	95-70	6273
02/26/2025	at Louisiana	W	83-64	1635
02/28/2025	at ULM	W	94-67	1574