

ARKANSAS STATE FOOTBALL

CENTENNIAL BANK STADIUM



2024 MEDIA GUIDE



HEAD COACH

Butch Jones

15 SEASONS AS HEAD COACH



95 CAREER VICTORIES

89+ PLAYERS IN THE NFL

33 TOTAL NFL DRAFT PICKS

#15 MOST WINS BY CURRENT FBS HEAD COACHES

10 BOWL GAME APPEARANCES

7 BOWL GAME WINS

7 8+ WIN SEASONS

6 TOP 25 FINISHES

5 2+ WIN SEASONS

5 ALL-AMERICANS COACHED

4 PROGRAMS LED TO A BOWL GAME

4 TOP 5 NATIONAL RECRUITING CLASSES

4 CONFERENCE CHAMPIONSHIPS

2 CONFERENCE COACH OF THE YEAR AWARDS

2 10+ WIN SEASONS

2 FIRST ROUND NFL DRAFT PICKS





TABLE OF CONTENTS



INTRODUCTION **1-4**

- 1-2** Table of Contents
- 3-4** Quick Facts

THIS IS A-STATE **5-27**

- 5-6** Centennial Bank Stadium
- 7** Centennial Bank Athletics Operations Center
- 8** Heritage Hall
- 9** Auditorium
- 10** Locker Room
- 11** Players Lounge
- 12** Recruiting Room
- 13** Athletics Performance
- 14** Sports Medicine
- 15** South End Zone Complex
- 16** Student Activity Center
- 17** Academics
- 18-19** Community Service
- 20** Ring of Honor
- 21** Larry Lacewell MVP Award
- 22-23** Game Day at A-State
- 24-25** Nine Consecutive Bowl Games
- 26-27** Five-Time Sun Belt Champions

PLAYERS **28-77**

- 28-30** Alphabetical Roster
- 31-33** Numerical Roster
- 34-77** Meet the Red Wolves

STAFF **78-105**

- 78-81** Head Coach Butch Jones
- 82-83** Rob Harley
- 84-85** Keith Heckendorf
- 86-87** Marquase Lovings
- 88-89** Josh Conklin
- 90-91** Nick Grimes
- 92-93** Andy Kwon
- 94-95** Derrick Lett

- 96-97** Vinson Reynolds
- 98-99** Jay Simpson
- 100** Griffin McCarley
- 101-105** Support Staff

2023 REVIEW **106-141**

- 106** Game 1: Oklahoma
- 107** Game 2: Memphis
- 108** Game 3: Stony Brook
- 109** Game 4: Southern Miss
- 110** Game 5: UMass
- 111** Game 6: Troy
- 112** Game 7: Coastal Carolina
- 113** Game 8: ULM
- 114** Game 9: Louisiana
- 115** Game 10: South Alabama
- 116** Game 11: Texas State
- 117** Game 12: Marshall
- 118** Game 13: Northern Illinois
- 119** 2023 Results
- 120-122** Team Statistics
- 123-133** Individual Statistics
- 134-135** Team/Individual Game Highs
- 136** Red Zone Results
- 137** 3rd & 4th Down Conversions
- 138** Game-by-Game Comparison
- 139-141** 2023 Sun Belt Conference Review

RESULTS **142-189**

- 142-147** Results vs All Opponents
- 148-161** All-Time Series Results
- 162-183** Year-by-Year Results
- 184-186** Yearly Results
- 187** By the Decade
- 188** Homecoming Results
- 189** Results vs AP Ranked Opponents



TABLE OF CONTENTS



RECORDS 190-241

- 190-193** Total Offense Records
- 194-198** Rushing Records
- 199-203** Passing Records
- 204-206** Receiving Records
- 207-212** Scoring Records
- 213-214** Punting Records
- 215-216** Punt Return Records
- 217-219** Kickoff Return Records
- 220-225** Defensive Records
- 226** Miscellaneous Records
- 227-230** Opponent Records
- 231-233** Postseason Records
- 234-235** Centennial Bank Stadium Records
- 236-237** Attendance Records
- 238** Coaching Records
- 239** Assistant Coaches
- 240-241** Yearly Statistics

HISTORY 242-309

- 242-245** All-Americans
- 246-247** Watch List Honorees
- 248-259** Honors & Awards
- 260-261** Red Wolves in the NFL
- 262** Red Wolves in the Super Bowl
- 263** Red Wolves in the Pro Bowl
- 264-265** Red Wolves in the NFL Draft
- 266-268** Postseason History
- 269-279** Bowl History
- 280-286** All-Time Conference Standings
- 287-306** All-Time Lettermen
- 307-309** A-State Hall of Honor

CAMPUS 310-321

- 310-311** Arkansas State University
- 312** University Administration
- 313** President Dr. Brendan Kelly
- 314-315** Chancellor Dr. Todd Shields
- 316-319** VC for Intercollegiate Athletics Jeff Purinton
- 320-321** Athletic Facilities
- 322** City of Jonesboro

CREDITS

The 2024 Arkansas State football reference guide is a publication of the Arkansas State University Athletics Media Relations Office. Copy, design and layout by Assistant AD for Media Relations, Mark Taylor, and Jen Hannah. Cover design by Ashlynn Cash and Spencer Kelley. Editorial assistance from Senior Associate AD for External Relations Jerry Scott, Director of Media Relations Caleb Garner and Graduate Assistant David Stinchcomb.

Photos courtesy of Carla Wehmeyer, Travis Clayton, Justin Manning, Nelson Chenault, Joe Murphy, Jonesboro Sun, Jonesboro Regional Chamber of Commerce, City of Jonesboro, Sun Belt Conference, John Bunch, A-State Media Relations.



QUICK FACTS

UNIVERSITY INFORMATION

Location: Jonesboro, Ark.
Nickname: Red Wolves
Enrollment : 13,896
Colors: Scarlet & Black
Founded: 1909
Stadium: Centennial Bank Stadium
Field: Allison Field
Capacity: 30,382
Affiliation: NCAA FBS
Conference: Sun Belt
President: Dr. Brendan Kelly
Chancellor: Dr. Todd Shields
VC for Intercollegiate Athletics: Jeff Purinton
Athletic Department Phone: 870-972-3880
Athletics Web Site: AStateRedWolves.com
Athletics Twitter/Facebook: @AStateRed-Wolves
Football Twitter: @AStateFB
Football Facebook: AStateRedWolvesFootball

A-STATE FOOTBALL HISTORY

First Year of Football: 1911
All-Time Record: 496-526-37
All-Time Bowl & Playoff Record: 13-14-1
All-Time Bowl Record: 8-9-1
All-Time Bowl Games by Season:
 Camellia Bowl (2017, 2019, 2023)
 Arizona Bowl (2018)
 Cure Bowl (2016)
 New Orleans Bowl (2005, 2015)
 GoDaddy Bowl (2011, 2012, 2013, 2014)
 Pecan Bowl (1968, 1969, 1970)
 Tangerine Bowl (1951, 1953)
 Refrigerator Bowl (1951, 1952)
Last Postseason Appearance:
 2023, Camellia Bowl
 NIU 21, Arkansas State 19
All-Time Conference Championships: 12
 Sun Belt (5) - 2011, 2012, 2013, 2015, 2016
 Southland (7) - 1968, 1969, 1970, 1975, 1978, 1985, 1986

2024 TEAM INFORMATION

2023 Record: 6-7
Conference Record/Finish: 4-4 (T2nd West)
Lettermen Returning: 55
 29 offense | 22 defense | 4 special teams
Lettermen Lost: 28
 11 offense | 15 defense | 2 special teams

Starters Returning: 15 (10 offense | 5 defense)
Offense (10): Jacob Bayer (Sr., OL), Mehki Butler (rSr., OL), Ja'Quez Cross (rJr., RB), Reagan Ealy (Sr., WR), Courtney Jackson (rSr., WR), Jaylen Raynor (So., QB), Corey Rucker (rJr., WR), Emmanuel Stevenson (Sr., TE), Makilan Thomas (rJr., OL), Elijah Zollicoffer (Jr. OL)
Defense (5): Tim Hardiman (rJr., DT), Nate Martey (Sr., DT), Justin Parks (Sr., S), Trevian Thomas (Sr., S), Charles Willikes (rSr., LB)
Starters Lost: 7 (1 offense | 6 defense)
Offense (1): Jalen Cunningham (OL)
Defense (6): Keyron Crawford (DE), Samy Johnson (CB), Thurman Geathers (DE), Javante Mackey (LB), Leon Jones (CB), Melique Straker (LB)

COACHING STAFF

Head Coach:
 Butch Jones (Ferris State, 1990)
Record at A-State (Yrs): 11-26 (3)
Career Record (Yrs): 95-79 (14)
Associate HC/RBs: Marquase Lovings
Assistant HC/Defensive Coordinator: Rob Harley
Offensive Coordinator/QBs: Keith Heckendorf
Offensive Line: Andy Kwon
Wide Receivers: Derrick Lett
Tight Ends: Nick Grimes
Defensive Run Game Coord./DL: Vinson Reynolds
Linebackers: Griffin McCarley
Defensive Pass Game Coord./DBs: Jay Simpson
Special Teams Coord./Safeties: Josh Conklin
Offensive Grad Assistant: Ryan Favre
Offensive Grad Assistant: Rylan Stamm
Defensive Grad Assistant: Gabe Torres
Defensive Grad Assistant: Jordan Williams

SUPPORT STAFF

Assistant AD Football Operations: Jake Manning
Assistant AD Athletics Performance: Jeff Jones
Assistant AD for Player Personnel: Jack Mullen
Assistant AD Sports Medicine: Eric Ennis
Director of Scouting: Kevin Cohn
Director of Creative Video: Caleb Gullahorn
Director of Graphic Design: Spencer Kelley
Director of Player Development: Bronte Zlomek
Head Equipment Manager: John Cromer
Offensive Quality Control: Alex Jones
Offensive Quality Control: Hunter Todd
Defensive Quality Control: Matt Galambos
Defensive Quality Control: Zack Robertson
Special Asst. to the Head Coach: Jeff Eberhardt
Asst. Director Football Operations: Sam Brody
Defensive Scouting Coordinator: Grant Bonnette



QUICK FACTS



MEDIA RELATIONS

SID Main Phone: 870-972-2541
Fax: 870-972-3367
Press Box Phone: 870-972-2541
Senior Associate AD/External Relations: Jerry Scott
Office Phone: 870-972-3405
Cell Phone: 870-243-6021
E-Mail: jscott@astate.edu

Assistant AD/SID: Mark Taylor
Office Phone: 870-972-3547
Cell Phone: 870-219-5705
E-Mail: martaylor@astate.edu

Director: Caleb Garner
Office Phone: 870-972-2707
Cell Phone: 870-316-3382
E-Mail: rgarner@astate.edu

Graduate Assistant: Davey Stinchcomb
Office Phone: 870-972-2541
Cell Phone: 334-538-9042
E-Mail: dstinchcomb@astate.edu

Director of Creative Content: Ashlynn Cash
Asst. Dir. of Creative Media: Payton Burr
Director of Broadcasting: Ryan Ivey
Engineer: Chase Weeks

IMPORTANT NUMBERS

Athletics Department: 870-972-3880
Football Office: 870-972-2082
Football Fax: 870-972-2797
Sun Belt Office: 504-299-9066
Sun Belt Fax: 504-299-9068
Football Video Footage: 870-972-8004

RADIO INFORMATION

Radio: EAB Red Wolves Sports Network
 Jonesboro, Ark. | KFIN 107.9 FM (Flagship)
Play-by-Play: Matt Stolz
Cell Phone: 870-273-5028
E-Mail: mattstolz@eabjonesboro.com
Analyst: Darion Griswold
Sideline: JC Cox

EAB RED WOLVES SPORTS NETWORK

KFIN 107.9 FM	Jonesboro (Flagship)
KARV 93.1 FM	Russellville
KRLW 100.1 FM	Walnut Ridge/Pocahontas
KTRQ 100.1 FM	Colt/Memphis
KARV 101.3 FM	Russellville
KDPX 101.3 FM	Pine Bluff
KCTT 101.7 FM	Mountain Home
KQEW 102.3 FM	Fordyce
KTRQ 102.3 FM	Colt/Memphis
KOTN 102.5 FM	Gould/Monticello
KWYN 102.9 FM	Wynne/West Memphis
KRLW 103.1 FM	Walnut Ridge/Pocahontas
KOOU 104.7 FM	Hardy
KWAK 105.5 FM	Stuttgart
KBZU 106.7 FM	Benton/Little Rock
KWYN 106.9 FM	Wynne/West Memphis
KARV 610 AM	Russellville
KRLW 1320 AM	Walnut Ridge/Pocahontas
KFFA 1360 AM	Helena
KWYN 1400 AM	Wynne/West Memphis





CENTENNIAL BANK STADIUM

A-STATE



Thanks to one of two \$5 million gifts - the largest individual donation in A-State Athletics history - by alumnus Johnny Allison, a “Centennial Expansion” construction and renovation project to Centennial Bank Stadium’s press box and west-side concourse took place prior to the 2015 season.

The entire project, including the press box and concourse, covered 40,000 square feet. The Centennial Expansion project included a complete overhaul to the stadium press box, expanding it from 7,120 to 36,000 square feet.

The face of the stadium has been redesigned to include 42 loge boxes, 20 suites, a club area covering close to 8,000 square feet and 344 club seats in its revenue-generating areas.

Not only has depth been added to the press box, it now spans from approximately the 15-to-15 yard lines, allowing for enhanced media, coaching, broadcasting, control booth and camera areas.

The project also called for major improvements and additions to the concourse bathrooms, concessions, official gear and apparel shop and gating and ticketing areas that have improved the game-day experience for all A-State fans.

A-State partnered with Daktronics Inc. prior to the start of the 2014 season to install an approximately 1,600-square foot LED video display scoreboard in Centennial Bank Stadium’s south end zone, along with a custom audio system, play clocks and locker room clocks.

The south end zone display measures approximately 32 feet high by 50 feet wide and features a 15HD pixel layout. A Daktronics standard fixed-digit scoreboard measuring eight feet high by 32 feet wide was installed in the north end zone at the same time.





CENTENNIAL BANK STADIUM

A-STATE



A-State's first game at Centennial Bank Stadium was played Sept. 28, 1974. The stadium, which now seats 30,382, has undergone several renovations since then.

Most recently, construction of the two-level 66,500 square foot Centennial Bank Athletics Operations Center in the north end zone was completed prior to the start of the 2019 season. As part of the same project, new premium seating areas were built and in place for the 2018 season.

A-State originally transitioned from a grass field to an artificial playing surface prior to the 2006 season and upgraded to a state-of-the-art GEO Surfaces field turf in 2010. A new field was installed the summer prior to the start of the 2016 season. The multi-use surface provides year-round training opportunities for other A-State sports in addition to the school's football program.

A three-story football complex was built in the stadium's south end zone in 2002, which followed a stadium expansion in 1991 that raised the seating from 16,343 to 30,406.

Facts and Figures

- Opened:** 1974
- Original Cost:** \$2,500,000
(\$1.4 million raised by friends and alumni)
- Original Capacity:** 16,343
(revised to 18,709 in 1980)
- Current Capacity:** 30,382
(enlargement completed in 1991)
- Surface:** Field turf installed in 2006, 2010 and 2016; formerly bermuda grass through 2005 season
- Seasons Played:** 50 *(through 2023)*
- Games Played:** 264
- A-State Record:** 171-92-1
- Total Cumulative Attendance:** 4,030,510
- Largest Crowd:** 31,243 *(Dec. 1, 2012 vs MTSU)*
- Best Average Attendance (season):** 26,398 *(2012)*
- First Game:** Sept. 28, 1974
(Louisiana Tech 21, Arkansas State 7)
- First Arkansas State Victory:** 2nd game
(Oct. 5, 1974; A-State 14 Eastern Michigan 7)
- Dedication Game:** Nov. 2, 1974
(A-State 17, ULM 14)
- First Game on ProGreen Turf:** Sept. 2, 2006
(Arkansas State 14, Army 6)
- First Score:** Sept. 28, 1974 *(opening game);*
TE Mike Barber 13-yd TD catch from Steve Haynes *(Louisiana Tech)*
- First A-State Score:** Sept. 28, 1974
(opening game); fullback Stan Winfrey one-yard TD run vs Louisiana Tech



CENTENNIAL BANK ATHLETICS OPERATIONS CENTER

A-STATE



Construction on a two-level 66,500-square foot football facility in Centennial Bank Stadium's north end zone was completed prior to the start of the 2019 season.

The Arkansas State Athletics Department is committed to providing its student-athletes, coaches and loyal fan base with the best facilities and amenities within the conference and across the country. The renovation to the north end zone enhances its fan game day experience and assists in the Red Wolves' ability to recruit and train the best student-athletes to Arkansas State University.

First and foremost, the facility enhances the Arkansas State student-athlete experience. The building features a new weight room and training/rehabilitation area, new team locker room, position meeting rooms, players' lounge, academic rooms and team-theater meeting area.

The Red Wolves Den, A-State's new outdoor premium seating options, has created a unique experience for fans; comprised of loge boxes and terrace seating with premium food and access to two cash bars.

The Arkansas State University Board of Trustees voted on Dec. 11, 2017, to name A-State's football field "Allison Field" and the north end zone facility "Centennial Bank Athletics Operations Center" in recognition of a combined \$10 million from the Johnny Allison family and Centennial Bank to the Red Wolves Foundation.

Honoring the former A-State letterman who played on the 1968 football team, served on the ASU Board of Trustees from 1979-84 and was named an Arkansas State University Distinguished Alumni in 1998, "Allison Field" is proudly displayed at multiple locations on the field as well as the tunnel entrance into the Centennial Bank Athletics Operations Center.





LETTERMEN'S CLUB HERITAGE HALL


A-STATE



One of the many focal points of the new Centennial Bank Athletics Operations Center is the A-State Lettermen's Club Heritage Hall, which welcomes both student-athletes and guests at the main entrance to the facility.

The spacious foyer features not only numerous aesthetic aspects, but is also highlighted by full uniforms worn by the A-State football team, a large video display, championship rings, names of members of the Lettermen's Club and displays that include both a photo and historical information about each of Arkansas State's all-time football conference championships.

The area brings together both A-State's rich history and current elements to give those passing through an overall glance at the Red Wolves' football program.





AUDITORIUM

A-STATE



The Centennial Bank Athletics Operations Center's auditorium, located near the main entrance to the facility, features theater-style seating accommodating 201 people.

A large "Arkansas State Red Wolves" graphic covers the entire north wall and accents the black theatre chairs featuring A-State logos. State-of-the-art sound and video systems have been installed, making the area not only a space that can be utilized for team meetings, but also for multi-purpose events for the entire athletics department.

Wooden paneling used throughout both the north end zone facility and the Johnny Allison Tower covers a large portion of the east wall and acts as a backdrop behind a raised stage at the front of the room.





CHUCK AND TINA MITCHELL LOCKER ROOM

A-STATE





The Red Wolves moved into a new state-of-the-art locker room inside the Centennial Bank Stadium Athletics Operations Center prior to the start of the 2019 season.

Each student-athlete has a large customized locker with the latest amenities while enjoying a spacious area with multiple media centers in the locker room featuring a design and logos unique to A-State.

Each locker has numerous storage areas, including a space for shoulder pads that is attached to a ventilation system. The locker room bears the name of long-time A-State supporters Chuck and Tina Mitchell.

Among the amenities new to the facility is a barber shop, located adjacent to the locker room.





BILL TEMPLETON PLAYERS LOUNGE

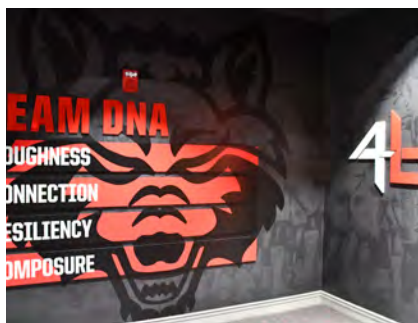
A-STATE



The Bill Templeton Players Lounge is housed in the Centennial Bank Athletics Operations Center, providing players a large area to gather, enjoy interaction with teammates, relax or take part in the entertainment amenities provided within the room.

The location includes, but is not limited to, a fueling station, multiple televisions, video-gaming systems, a ping pong table, a pool table and shuffleboard.

The room is named after the late Bill Templeton, who was associated with A-State Athletics as a student-athlete, coach and administrator for 53 years. He leaves a lasting legacy of loyalty and love for his beloved A-State.





J-TOWN'S GRILL RECRUITING ROOM


A-STATE



A glass wall on the east side of the J-Town's Grill Recruiting Room fills this area inside the Centennial Bank Athletics Operations Center with plenty of natural light and serves as a warm welcome for guests while overlooking Red Wolf Boulevard.

Not only are there displays featuring some of A-State's former and current NFL players, the spacious area is primarily utilized as a recruiting area where potential student-athletes can take pictures in front of a green screen and meet with staff and administration.

At the same time, the room is large enough that it can be used for meetings, gatherings and additional functions as needed. The recruiting room also connects to office space, including an area for NFL scouts to watch film of Arkansas State players.





ATHLETICS PERFORMANCE


A-STATE



One of the many impressive aspects of the Centennial Bank Stadium Athletics Operations Center is the athletics performance program and the approximate 10,000 square-foot weight room.

The area features 18 new powerlift racks, inlaid platforms, a designated nutrition center, new weights and cardio equipment, media (TV, audio, etc.) and direct access to the Student Activity Center, among much more.

The athletics performance staff offices are also located in the weight room and behind their efforts, led by Assistant Athletics Director for Athletics Performance Jeff Jones, the area is in full use to help Red Wolves student-athletes become bigger, stronger and faster.





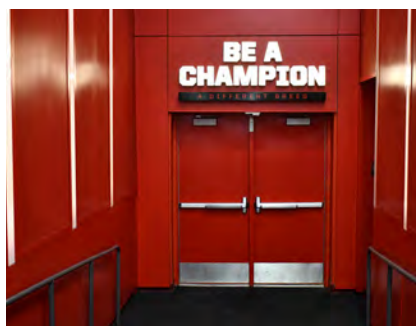


RON CARROLL SPORTS MEDICINE CENTER

A-STATE



The Centennial Bank Athletics Operations Center houses an enhanced sports medicine, training and rehabilitation area. The Ron Carroll Sports Medicine Center allows student-athletes, who already receive great medical care, additional space and quality surroundings.

Carroll joined the A-State staff in 1976 as the school's first certified athletic trainer, and he has since been inducted into the A-State Athletics Hall of Honor while also being tabbed an honorary member of the Arkansas State All-Centennial Team. Other training centers in First National Bank Arena, Tomlinson Stadium, Track & Field Complex and Women's Tennis & Soccer Facility serve to compliment this primary space and provide front line care for practices and events.





SOUTH END ZONE COMPLEX

A-STATE



In 2002, players and coaches moved into a new three-story facility which featured office space for coaches, dressing rooms, meeting rooms and a players' lounge all the way through the 2018 season.

With the construction of a new football operations center in the north end zone, the facility has been re-purposed to currently house athletics department administration and the visiting team locker room.

The old visitors locker room has been renovated to now house a new state-of-the-art television broadcast control room and studio, complete with the latest technology and fibered to produce games at both Centennial Bank Stadium and First National Bank Arena.

Plans are in place to further renovate the administrative areas located in the building, as well as academic and student services areas.

A-State's former home locker room remains in place on the ground floor and now serve as the visitors locker room. However, between the 2002-18 seasons it also housed on the ground floor a player lounge area, a weight room and athletic training areas.

Athletics administration offices comprise the second and third floors of the facility.

The original football facility, now known as the Charles Luter Family Academic Success Center and connected to the south end zone complex, houses academic and student services.





STUDENT ACTIVITY CENTER

A-STATE



Arkansas State University began construction on a 78,000-square foot Student Activity Center (SAC), which also serves as an indoor practice facility for the A-State football team, in spring of 2014.

Located on the northeast corner of campus near Centennial Bank Stadium, the approximately 78,000-square foot building provides a new venue for multiple programs across the university. The SAC was designed by Brackett Krennerich Architects of Jonesboro and Sparks Reed Architecture and Interiors of Tulsa, Okla.

The Student Activity Center was the first part of a university master plan for the eastern side of campus that continued with the “North End Zone Expansion” project, a separate 66,500-square foot project being funded independently of the SAC.





CHARLES LUTER FAMILY ACADEMIC SUCCESS CENTER

A-STATE




The Arkansas State University Athletics Department announced a \$400,000 gift from Charles Luter that was used to enhance the athletics' academic facility, at a press conference held at the newly named Charles Luter Family Academic Success Center in September of 2008.

The Academic Success Center serves as a foundation for structure, discipline and organization for the education of all A-State student-athletes. The facility, coupled with innovative programs and equipment, currently houses the academic support staff, tutors, computer labs, a resource room, study areas, tutorial rooms, small group study centers and a large conference room.

Among the most recent and noticeable modifications to the Charles Luter Family Academic Success Center is a new foyer housed in a brick and rock exterior that, along with new landscaping, gives the entrance to the building a modern look and creates a stronger image. The actual foyer has a large Red Wolves logo embedded in a terrazzo flooring that greets visitors as they enter the building. A receptionist office now also connects to the lobby area, which holds all-new furniture and a plaque recognizing Charles and his wife, Kay.

A restructuring of the academic resource center, now known as Dawson's Den, has occurred, including a wallwrap celebrating academic success that is clearly visible for student-athletes working in the computer lab. Additionally, tutorial rooms and computer-work stations have been upgraded in this area, which also displays pictures of the most recent A-State graduates.

The names of the latest members of the Athletic Director's Honor Roll are also showcased in Dawson's Den. The area is named after Scott and Kay Dawson, longtime supporters of Red Wolves' athletics.





COMMUNITY SERVICE

A-STATE

The “Champions in the Community” initiative provides an opportunity for student-athletes to gain rewarding growth as individuals in A-State’s football program. At the same time, it goes hand-in-hand with Head Coach Butch Jones’ conviction that the football program and community are inherently linked together as integral parts necessary to develop a winning culture. The Red Wolves community-service efforts are backing up something Jones has been vocal about since his arrival in Northeast Arkansas – the support the football program and community provide each other are extremely important, so giving back is going to be a priority for A-State’s football program.

“I’m proud of the way our players and the community have both embraced this outreach, service and involvement,” said Jones. “We’re doing things weekly in Jonesboro and the surrounding areas, so we’re excited our players are getting out there and embedding themselves in our community.”

Since the program’s formation, the Red Wolves have been involved with community-service projects with people of all ages, visiting local schools, senior citizens and working with organizations such as Special Olympics.

A-State student-athletes have visited the A-State Child Development and Research Center to sanitize toys, read and spend time on the playground with children, and assist with landscaping. They have also visited the Visual and Performing Arts Magnet school to read to the kids and participate in “Recess with the Red Wolves.”

Players spent time at University Heights Elementary during parent drop-off to visit with students as they entered the school, and they provided a tour of the A-State football facilities for students from the Westside school district.

Including participating in two Special Olympics track meets at Valley View, the Red Wolves have spent time with multiple school districts in the area. They visited Blessed Sacrament Catholic School as part of a community-service event as well.

The Red Wolves enjoyed an ice-cream social with South Wind Heights, a senior-living community. They took part in a food drive for the Food Bank of Northeast Arkansas and signed autographs and visited with fans on Allison Field at Centennial Bank Stadium following their annual spring game.

While the football program has taken part in additional community-service projects and plans to continue visiting the same locations, they are working to expand their outreach in the future.





COMMUNITY SERVICE

A-STATE





RING OF HONOR

A-STATE

Nothing symbolizes Arkansas State football more than the Ring of Honor. The Ring, which recognizes the greatness of Red Wolves football through the induction of the school's finest players and coaches, is located on the facade of the west side of Centennial Bank Stadium.



The late Calvin Harrell was the Ring's first inductee in 1996.



Former A-State and NFL great Bill Bergey, pictured with fellow Ring inductee Bill Templeton, was inducted in 1997.



Maurice Carthon (right) and Larry Laceywell have joined the Ring of Honor.

A-STATE RING OF HONOR

Name	Induction Year
Calvin Harrell (RB 1968-71)	1996
Bill Bergey (LB 1965-68)	1997
Bill Templeton (RB 1954-56, AC 1965-79) ..	1997
Harry Larche (player, 1946-48)	1998
J.A. "Ike" Tomlinson (HC, 1945, AD)	1998
Bill Davidson (1954-56, HC 1971-78).....	1999
Bennie Ellender (HC, 1963-70)	2000
Frank Farella (OL, 1954-57)	2001
Larry Laceywell (HC, 1979-89).....	2001
Maurice Carthon (RB, 1979-82).....	2002
Bill Phillips (OL, 1968-71).....	2003
Terry Gwin (QB/RB, 1965-66)	2006
Ray Brown (OL/TE, 1983-85)	2007
Tim Langford (QB, 1980-83)	2007
Jerry Muckensturm (LB, 1972-75)	2020



Former coach and A-State Director of Major Gifts Bill Phillips and Larry Laceywell welcomed Bill Phillips into the Ring.



Tim Langford (above) and Ray Brown were two of the most recent A-State greats inducted into the Ring of Honor.



LARRY LACEWELL MVP AWARD

A-STATE

The Larry Lacewell Most Valuable Player Award was created in 2018 and named in honor of former Head Coach Larry Lacewell.

Lacewell coached and was athletic director at Arkansas State for 11 years.

Coach Lacewell continued to be a tremendous ambassador for A-State Athletics following his days with the program.

The annual award goes to the most valuable player on the team whose performance best exhibits the pursuit of excellence on the football field and in the classroom, the utmost character and integrity on and off the field, demonstrated leadership with a strong work ethic and commitment to his teammates and the undying will for victory.

Lacewell guided A-State to the NCAA Division I-AA playoffs four straight years, including the 1986 National Championship game. A-State won two Southland Conference Championships under Lacewell's guidance and he coached five first-team All-Americans and 24 all-conference players.



Warren Wand
2018



Omar Bayless
2019



Jonathan Adams Jr.
2020



Joe Ozougwu
2021



Johnnie Lang
2022



Jacob Bayer
2023





A-STATE GAMEDAY

A-STATE





A-STATE GAMEDAY

A-STATE





NINE CONSECUTIVE BOWL GAMES

A-STATE

Including 2023, the Red Wolves have been bowl eligible 14 of the last 19 seasons and made a school-record nine consecutive postseason appearances from 2011-19.

Following the 2012 season, A-State received votes in both the Associated Press and USA Today Coaches top-25 polls, while also ranking 23rd in the nation in the final CBSSports.com Power Poll.

A-State's nine consecutive bowl game appearances accounted for not only the 14th longest streak in the nation among all FBS programs, but also the third longest among the Group of 5.

The Red Wolves faced Northern Illinois in 2012, Kent State in 2013, Ball State in 2014 and Toledo in 2015 at the GoDaddy Bowl. The Red Wolves topped No.25-ranked Kent State 17-13 and Ball State 23-20 for its two GoDaddy Bowl wins.

Arkansas State played Louisiana Tech in the 2015 New Orleans Bowl, one year before defeating UCF 31-13 in the 2016 Cure Bowl. A-State faced Middle Tennessee and Florida International in the 2017 and 2019 Camellia Bowl games, respectively, most recently topping the Panthers 34-26. The Red Wolves also caught Nevada in the 2018 Arizona Bowl.



2019 Camellia Bowl Champs



2016 Cure Bowl Champs



2014 GoDaddy Bowl Champs



2013 GoDaddy Bowl Champs



NINE CONSECUTIVE BOWL GAMES

A-STATE



OMAR BAYLESS
2019 Camellia Bowl MVP



KENDALL SANDERS
2016 Cure Bowl MVP



FREDI KNIGHTEN
2014 GoDaddy Bowl MVP




RYAN APLIN
2013 GoDaddy Bowl MVP



JD MCKISSIC
'13 & '14 GoDaddy Bowl Offensive MVP



QUSHAUN LEE
'13 & '14 GoDaddy Bowl Defensive MVP



BRIAN DAVIS
2014 GoDaddy Bowl Special Teams MVP



RYAN WILBOURN
2013 GoDaddy Bowl Special Teams MVP




FIVE-TIME SUN BELT CHAMPIONS

A-STATE

Arkansas State has won the Sun Belt Conference five of the last 13 years, most recently claiming the 2016 title with a 7-1 record. A-State also won the 2011-13 and 2015 championships and owns a 63-39 league record since 2011.

During that span, A-State also saw players named the Sun Belt Player of the Year (6 times), Defensive Player of the Year (twice), Offensive Player of the Year (twice), Freshman of the Year (3 times) and Newcomer of the Year, while also gaining 157 all-conference selections.

Arkansas State is one of just two programs to ever win at least five Sun Belt Conference championships. Additionally, it is the only SBC program to ever go 8-0 in league play during multiple seasons (2015 and 2011). Along the same lines, it is just the second all-time Sun Belt program with multiple undefeated seasons in league play (2015 and 2011) -- the other is North Texas (2002-04).



2011 Sun Belt Conference Champions (8-0)



FIVE-TIME SUN BELT CHAMPIONS

A-STATE



2012 Sun Belt Conference Champions (7-1)



2013 Sun Belt Conference Champions (5-2)



2015 Sun Belt Conference Champions (8-0)



2016 Sun Belt Conference Champions (7-1)



ALPHABETICAL ROSTER

PLAYERS

No.	Name	Pos.	Ht.	Wt.	Cl.	Hometown/Previous School
30	Andrew Agapos	LB	6-0	228	rJr.	Cordova, Tenn. / Evangelical Christian School
94	Brian Alston	DT	6-2	264	rFr.	Birmingham, Ala. / Spain Park HS
25	Clayton Amaya	K	5-10	194	Fr.	Spring Branch, Texas / Smithson Valley HS
58	Cameron Ambrose	OL	6-4	294	rSo.	Pinson, Ala. / Pinson Valley HS
47	Lucas Banks	DT	6-2	287	Jr.	Houston, Texas / Mississippi Valley State
8	Brandon Barnes	S	6-1	180	Fr.	Dallas, Texas / Skyline HS
70	Royce Baucom	OL	6-5	305	Fr.	Guntersville, Ala. / Guntersville HS
73	Jacob Bayer	OL	6-3	310	Sr.	Grandview, Texas / Lamar
37	AJ Beale	LB	5-11	200	rSo.	Cherry Valley, Ark. / Cross County HS
23	Jaylen Boardley	RB	6-0	183	Fr.	Texarkana, Texas / Pleasant Grove HS
43	Chase Bogle	LB	6-2	207	Fr.	Lucas, Texas / Lovejoy HS
1	Marcus Bradley	DE	6-3	242	rJr.	Gaithersburg, Md. / UMass / Vanderbilt
72	Tobias Braun	OL	6-7	325	rSr.	Freiburg im Breisgau, Germany / Ole Miss
10	Tennel Bryant	WR	5-7	163	So.	Cincinnati, Ohio / Archbishop Moeller HS
38	Jack Bullard	DS	5-11	211	Sr.	Chandler, Ariz. / Corona Del Sol HS
82	Ezra Burgess	TE	6-4	253	Fr.	Rabun Gap, Ga. / Rabun Gap-Nacoochee HS
28	Jourdyn Burruss	LB	6-0	225	Fr.	Cookeville, Tenn. / Cookeville HS
17	Jabari Bush	TE	6-4	218	Fr.	Katy, Texas / Paetow HS
71	Mehki Butler	OL	6-3	320	rSr.	Omaha, Neb. / Iowa Western CC
89	CJ Cage	WR	5-11	185	rJr.	Fort Lauderdale, Fla. / University School of NSU
16	Chauncy Cobb	WR	5-6	161	rFr.	Clewiston, Fla. / Clewiston HS
3	Adrian Cole	CB	5-11	192	rSr.	Plantation, Fla. / FIU / Syracuse
11	Drew Collins	DE	6-4	230	Fr.	Adamsville, Ala. / Minor HS
50	Noah Collins	DE	6-5	248	Sr.	Loganville, Ga. / Georgia Tech
2	Ja'Quez Cross	RB	5-9	197	rJr.	Hampton, Ark. / Purdue
54	Walker Davis	OL	6-3	293	rFr.	Benton, Ark. / Benton HS
40	Jaxson Dunn	P	6-1	173	Fr.	Bensalem, Pa. / Bensalem HS
15	Reagan Ealy	WR	5-9	178	Sr.	Plant City, Fla. / Plant City HS
32	Aidan Ellison	K	5-11	189	rJr.	Naperville, Ill. / Naperville Central HS
12	Websley Etienne	S	5-11	191	rSo.	Fort Lauderdale, Fla. / Western HS
8	Josh Flowers	QB	6-3	205	Fr.	Mobile, Ala. / Baker HS
15	Brandon Greil	S	5-11	180	So.	Little Rock, Ark. / Joe T. Robinson HS
34	Timothy Gully	DT	6-1	298	rFr.	Pensacola, Fla. / Pensacola Catholic HS
42	Magnus Haines	P	5-11	193	rJr.	Massillon, Ohio / Kent State
5	Marvin Ham	LB	6-1	231	rSr.	Belleville, Mich. / Colorado
5	Reginald Harden Jr.	WR	6-5	196	rJr.	Jacksonville, Fla. / Benedict College (S.C.)
90	Tim Hardiman	DT	5-11	294	rJr.	Spring, Texas / Westfield HS
32	Ethan Hassler	DE	6-2	245	Sr.	Collierville, Tenn. / Collierville HS
22	Cedric Hawkins	RB	5-7	196	So.	Stuttgart, Ark. / Stuttgart HS
47	Ryan Heicher	P	6-4	226	sr.	Walled Lake, Mich. / Saginaw Valley State
52	Gideon Herbert	DE	6-3	239	Fr.	Rabun Gap, Ga. / Rabun Gap-Nacoochee HS
25	TJ Hill	LB	6-2	196	Fr.	Bradenton, Fla. / IMG Academy
0	Justin Hodges	CB	6-2	184	Sr.	Fort Lauderdale, Fla. / UCF
86	Brook Honore	P	6-0	190	rSo.	Manvel, Texas / Texas Tech
16	Deaubry Hood	CB	5-11	185	rFr.	Harker Heights, Texas / Harker Heights HS

ALPHABETICAL ROSTER



PLAYERS

No.	Name	Pos.	Ht.	Wt.	Cl.	Hometown/Previous School
4	Malik Hornsby	WR	6-2	198	rJr.	Missouri City, Texas / Texas State/Arkansas
76	Trason Hunt	OL	6-5	290	Fr.	Bentonville, Ark. / Bentonville HS
48	Ryan Isenhardt	DE	6-4	226	Fr.	Mission Viejo, Calif. / Capistrano Valley HS
21	Braden Jackson	CB	6-0	181	Fr.	Gulf Shores, Ala. / Gulf Shores HS
9	Courtney Jackson	WR	5-11	189	rSr.	Monroeville, Pa. / Syracuse
33	Cam Jeffery	LB	5-11	199	Sr.	Tuscaloosa, Ala. / American Christian Academy
40	Ian Jeffries	DT	6-4	288	rFr.	Southaven, Miss. / Southaven HS
41	Jerrold Johnson	S	5-10	175	rFr.	Lakeland, Fla. / Lakeland HS
11	Adam Jones	WR	6-2	187	rSr.	Knoxville, Tenn. / Central Michigan
22	Jayden Jones	DE	6-5	262	rJr.	Dallas, Texas / SMU
6	Dontay Joyner	CB	6-0	174	So.	Lakeland, Fla. / Lakeland HS
44	Ben Karlsson	TE	6-5	243	Fr.	Southlake, Texas / Southlake Carroll HS
31	RJ Kelly	LB	6-1	234	rFr.	Lakeland, Fla. / Lakeland HS
39	Kanon LaRusso	S	6-2	182	Fr.	Eads, Tenn. / Briarcrest Christian School
84	Reed Linder	WR	5-10	181	So.	Memphis, Tenn. / Briarcrest Christian HS
81	Takare Lipscomb	WR	6-0	179	So.	Carrollton, Ga. / Carrollton HS
87	Tyler Little	TE	6-4	242	So.	Galena, Kan. / Galena HS
7	Jordan Mahoney	CB	6-0	183	Sr.	Rock Hill, S.C. / UMass
35	Spencer Makell	CB	6-2	165	Fr.	Charlotte, N.C. / Providence HS
45	Nate Martey	DT	6-1	288	Sr.	Ottawa, Ontario / Princeton
98	Alex Martin	DT	6-2	291	Fr.	Little Rock, Ark. / Parkview HS
6	Timmy McClain	QB	6-1	192	rJr.	Sanford, Fla. / UCF / South Florida
13	Miller McCrumby	TE	6-3	238	Jr.	Mount Pleasant, Texas / Mount Pleasant HS
78	Riley McGehee	OL	6-6	298	Fr.	New Hope, Ala. / New Hope HS
0	Aaron McLaughlin	QB	6-5	234	rJr.	Cumming, Ga. / Jacksonville State / NC State
67	Graham McLelland	OL	6-3	270	Fr.	Rabun Gap, Ga. / Rabun Gap-Nacoochee HS
19	Ty Miller	QB	6-1	200	Fr.	Mocksville, N.C. / Davie County HS
80	Jaden Milliner	WR	5-10	192	rJr.	Pensacola, Fla. / Escambia HS
23	Dane Motley	LB	5-11	221	rSr.	Alpharetta, Ga. / Alpharetta HS
52	Mason Myers	OL	6-4	293	rFr.	Moody, Ala. / Moody HS
75	EJ Ndoma-Ogar	OL	6-3	323	rJr.	Allen, Texas / Missouri/Oklahoma
41	Drew Nicolson	DS	6-0	226	So.	Tempe, Ariz. / Akron
26	Kemari Nix	S	6-1	208	Fr.	Kennesaw, Ga. / Kell HS
79	Baker North	OL	6-3	307	Fr.	Mission, Kan. / Bishop Miege HS
95	Micaiah Overton	DT	6-4	304	Sr.	Bessemer, Ala. / Texas A&M/Liberty
29	Justin Parks	S	6-0	197	Sr.	Gardendale, Ala. / Gardendale HS
2	Chris Pearson	LB	6-2	201	So.	Orange Beach, Ala. / Houston
62	Jacob Pequeno	OL	6-3	278	Fr.	Dallas, Texas / Parish Episcopal HS
88	Calen Presser	DE	6-7	215	rFr.	Liberty, Mo. / Liberty North HS
42	Thomas Puhek	DE	6-2	248	rFr.	Zephyrhills, Fla. / Carrollwood Day HS
86	Skylar Purifoy	TE	6-5	224	Fr.	Hot Springs, Ark. / Lakeside HS
1	Jaylen Raynor	QB	6-0	201	So.	Kernersville, N.C. / East Forsyth HS
6	Montez Redding	WR	6-2	182	Fr.	Jonesboro, Ga. / Jonesboro HS
19	James Reed III	S	5-10	192	Jr.	Nashville, Tenn. / Father Ryan HS
18	James Rexroat	TE	6-4	235	Fr.	Republic, Mo. / Republic HS



ALPHABETICAL ROSTER

PLAYERS

No.	Name	Pos.	Ht.	Wt.	Cl.	Hometown/Previous School
31	Xavier Ross	DS	6-0	210	Fr.	Reidsville, Ga. / Tattnall County HS
7	Corey Rucker Jr.	WR	6-0	214	rJr.	Benton, Miss. / Yazoo County HS
28	Carter Salzman	WR	5-10	157	rFr.	Platte City, Mo. / Platte County HS
10	Jordan Sample	LB	6-2	214	rFr.	Missouri City, Texas / Fort Bend Marshall HS
20	Mike Sharpe	RB	5-11	194	Jr.	Pinson, Ala. / Pinson Valley HS
88	Jayvion Showers	WR	6-2	184	Fr.	Pensacola, Fla. / Pensacola Catholic HS
64	Brock Simmons	OL	6-3	286	Fr.	Harrison, Ark. / Harrison HS
30	Damon Sisa	RB	5-8	169	Fr.	Germantown, Tenn. / Houston HS
65	Noah Smith	OL	6-7	316	rJr.	Locust Fork, Ala. / Locust Fork HS
68	Tristian Smith	OL	6-3	315	rJr.	Crossett, Ark. / Trinity Valley (TX) CC
24	Devin Spencer	RB	5-8	183	Fr.	Riverview, Fla. / Summer HS
85	TJ Starks	WR	6-1	170	Fr.	Jonesboro, Ark. / Valley View HS
80	Kamari Stephens	DE	6-3	251	rSr.	Jacksonville, Fla. / Jacksonville State/Florida A&M
12	Manny Stevenson Jr.	TE	6-3	243	Sr.	Honolulu, Hawai'i / Eufala (Ala.) HS
24	Josh Stone	CB	6-0	181	Fr.	Atlanta, Ga. / Carver HS
3	Hunter Summers	WR	6-3	170	rFr.	Prosper, Texas / Tulane
20	Kyle Taylor	LB	6-1	240	rJr.	The Colony, Texas / Tarleton State
26	Kiandre Terry	WR	6-0	171	Fr.	Byram, Miss. / Jackson Academy
33	Kameron Thomas	RB	5-10	186	Fr.	Zachary, La. / Zachary HS
77	Makilan Thomas	OL	6-3	315	rJr.	Little Rock, Ark. / Central HS
9	Trevian Thomas	S	5-11	196	Sr.	Americus, Ga. / Americus Sumter County South HS
17	Blayne Toll	DT	6-6	270	Sr.	Hazen, Ark. / Hazen HS/Colorado/Arkansas
92	Obi Udom	DT	6-3	275	Fr.	Frisco, Texas / Heritage HS
34	Clune Van Andel	K	6-0	202	So.	Grand Rapids, Mich. / Forest Hills Eastern HS
14	AJ Wallace	S	6-1	177	Fr.	Chattanooga, Tenn. / South Pittsburg HS
21	Zak Wallace	RB	6-0	226	rSr.	Benton, Ark. / UT Martin
55	Aleric Watson	OL	6-4	312	rSo.	Murfreesboro, Tenn. / Middle Tennessee Christian
4	Bryan Whitehead	DE	6-1	252	Sr.	Bartlett, Tenn. / Liberty
36	Charles Willekes	LB	6-1	225	rSr.	Rockford, Mich. / Michigan State
27	Jamil Williams	LB	5-11	223	So.	Palmetto, Fla. / Palmetto HS
18	Kyle Williams	CB	6-0	184	Fr.	Slidell, La. / Northshore HS
50	Austin Woods	OL	6-5	302	rJr.	Claremore, Okla. / Verdigris HS
74	Elijah Zollicoffer	OL	6-5	345	Jr.	Covington, Ga. / Newton HS

NUMERICAL ROSTER



PLAYERS

No.	Name	Pos.	Ht.	Wt.	Cl.	Hometown/Previous School
0	Justin Hodges	CB	6-2	184	Sr.	Fort Lauderdale, Fla. / UCF
0	Aaron McLaughlin	QB	6-5	234	rJr.	Cumming, Ga. / Jacksonville State / NC State
1	Marcus Bradley	DE	6-3	242	rJr.	Gaithersburg, Md. / UMass / Vanderbilt
1	Jaylen Raynor	QB	6-0	201	So.	Kernersville, N.C. / East Forsyth HS
2	Ja'Quez Cross	RB	5-9	197	rJr.	Hampton, Ark. / Purdue
2	Chris Pearson	LB	6-2	201	So.	Orange Beach, Ala. / Houston
3	Adrian Cole	CB	5-11	192	rSr.	Plantation, Fla. / FIU / Syracuse
3	Hunter Summers	WR	6-3	170	rFr.	Prosper, Texas / Tulane
4	Malik Hornsby	WR	6-2	198	rJr.	Missouri City, Texas / Texas State/Arkansas
4	Bryan Whitehead	DE	6-1	252	Sr.	Bartlett, Tenn. / Liberty
5	Marvin Ham	LB	6-1	231	rSr.	Belleville, Mich. / Colorado
5	Reginald Harden Jr.	WR	6-5	196	rJr.	Jacksonville, Fla. / Benedict College (S.C.)
6	Dontay Joyner	CB	6-0	174	So.	Lakeland, Fla. / Lakeland HS
6	Timmy McClain	QB	6-1	192	rJr.	Sanford, Fla. / UCF / South Florida
7	Jordan Mahoney	CB	6-0	183	Sr.	Rock Hill, S.C. / UMass
7	Corey Rucker Jr.	WR	6-0	214	rJr.	Benton, Miss. / Yazoo County HS
8	Brandon Barnes	S	6-1	180	Fr.	Dallas, Texas / Skyline HS
8	Josh Flowers	QB	6-3	205	Fr.	Mobile, Ala. / Baker HS
9	Courtney Jackson	WR	5-11	189	rSr.	Monroeville, Pa. / Syracuse
9	Trevian Thomas	S	5-11	196	Sr.	Americus, Ga / Americus Sumter County South HS
10	Tennel Bryant	WR	5-7	163	So.	Cincinnati, Ohio / Archbishop Moeller HS
10	Jordan Sample	LB	6-2	214	rFr.	Missouri City, Texas / Fort Bend Marshall HS
11	Drew Collins	DE	6-4	230	Fr.	Adamsville, Ala. / Minor HS
11	Adam Jones	WR	6-2	187	rSr.	Knoxville, Tenn. / Central Michigan
12	Websley Etienne	S	5-11	191	rSo.	Fort Lauderdale, Fla. / Western HS
12	Manny Stevenson Jr.	TE	6-3	243	Sr.	Honolulu, Hawai'i / Eufala (Ala.) HS
13	Miller McCrumby	TE	6-3	238	Jr.	Mount Pleasant, Texas / Mount Pleasant HS
14	Montez Redding	WR	6-2	182	Fr.	Jonesboro, Ga. / Jonesboro HS
14	AJ Wallace	S	6-1	177	Fr.	Chattanooga, Tenn. / South Pittsburg HS
15	Reagan Ealy	WR	5-9	178	Sr.	Plant City, Fla. / Plant City HS
15	Brandon Greil	S	5-11	180	So.	Little Rock, Ark. / Joe T. Robinson HS
16	Chauncy Cobb	WR	5-6	161	rFr.	Clewiston, Fla. / Clewiston HS
16	Deaubry Hood	CB	5-11	185	rFr.	Harker Heights, Texas / Harker Heights HS
17	Jabari Bush	TE	6-4	218	Fr.	Katy, Texas / Paetow HS
17	Blayne Toll	DT	6-6	270	Sr.	Hazen, Ark. / Hazen HS/Colorado/Arkansas
18	James Rexroat	TE	6-4	235	Fr.	Republic, Mo. / Republic HS
18	Kyle Williams	CB	6-0	184	Fr.	Slidell, La. / Northshore HS
19	Ty Miller	QB	6-1	200	Fr.	Mocksville, N.C. / Davie County HS
19	James Reed III	S	5-10	192	Jr.	Nashville, Tenn. / Father Ryan HS
20	Mike Sharpe	RB	5-11	194	Jr.	Pinson, Ala. / Pinson Valley HS
20	Kyle Taylor	LB	6-1	240	rJr.	The Colony, Texas / Tarleton State
21	Braden Jackson	CB	6-0	181	Fr.	Gulf Shores, Ala. / Gulf Shores HS
21	Zak Wallace	RB	6-0	226	rSr.	Benton, Ark. / UT Martin
22	Cedric Hawkins	RB	5-7	196	So.	Stuttgart, Ark. / Stuttgart HS
22	Jayden Jones	DE	6-5	262	rJr.	Dallas, Texas / SMU



NUMERICAL ROSTER

PLAYERS

No.	Name	Pos.	Ht.	Wt.	Cl.	Hometown/Previous School
23	Jaylen Boardley	RB	6-0	183	Fr.	Texarkana, Texas / Pleasant Grove HS
23	Dane Motley	LB	5-11	221	rSr.	Alpharetta, Ga / Alpharetta HS
24	Devin Spencer	RB	5-8	183	Fr.	Riverview, Fla. / Summer HS
24	Josh Stone	CB	6-0	181	Fr.	Atlanta, Ga. / Carver HS
25	Clayton Amaya	K	5-10	194	Fr.	Spring Branch, Texas / Smithson Valley HS
25	TJ Hill	LB	6-2	196	Fr.	Bradenton, Fla. / IMG Academy
26	Kemari Nix	S	6-1	208	Fr.	Kennesaw, Ga. / Kell HS
26	Kiaandre Terry	WR	6-0	171	Fr.	Byram, Miss. / Jackson Academy
27	Jamil Williams	LB	5-11	223	So.	Palmetto, Fla. / Palmetto HS
28	Jourdyn Burruss	LB	6-0	225	Fr.	Cookeville, Tenn. / Cookeville HS
28	Carter Salzman	WR	5-10	157	rFr.	Platte City, Mo. / Platte County HS
29	Justin Parks	S	6-0	197	Sr.	Gardendale, Ala. / Gardendale HS
30	Andrew Agapos	LB	6-0	228	rJr.	Cordova, Tenn. / Evangelical Christian School
30	Damon Sisa	RB	5-8	169	Fr.	Germantown, Tenn. / Houston HS
31	RJ Kelly	LB	6-1	234	rFr.	Lakeland, Fla. / Lakeland HS
31	Xavier Ross	DS	6-0	210	Fr.	Reidsville, Ga. / Tattnall County HS
32	Aidan Ellison	K	5-11	189	rJr.	Naperville, Ill. / Naperville Central HS
32	Ethan Hassler	DE	6-2	245	Sr.	Collierville, Tenn. / Collierville HS
33	Cam Jeffery	LB	5-11	199	Sr.	Tuscaloosa, Ala. / American Christian Academy
33	Kameron Thomas	RB	5-10	186	Fr.	Zachary, La. / Zachary HS
34	Timothy Guley	DT	6-1	298	rFr.	Pensacola, Fla. / Pensacola Catholic HS
34	Clune Van Andel	K	6-0	202	So.	Grand Rapids, Mich. / Forest Hills Eastern HS
35	Spencer Makell	CB	6-2	165	Fr.	Charlotte, N.C. / Providence HS
36	Charles Willekes	LB	6-1	225	rSr.	Rockford, Mich. / Michigan State
37	AJ Beale	LB	5-11	200	rSo.	Cherry Valley, Ark. / Cross County HS
38	Jack Bullard	DS	5-11	211	Sr.	Chandler, Ariz. / Corona Del Sol HS
39	Kanon LaRusso	S	6-2	182	Fr.	Eads, Tenn. / Briarcrest Christian School
40	Jaxson Dunn	P	6-1	173	Fr.	Bensalem, Pa. / Bensalem HS
40	Ian Jeffries	DT	6-4	288	rFr.	Southaven, Miss. / Southaven HS
41	Jerrold Johnson	S	5-10	175	rFr.	Lakeland, Fla. / Lakeland HS
41	Drew Nicolson	DS	6-0	226	So.	Tempe, Ariz. / Akron
42	Magnus Haines	P	5-11	193	rJr.	Massillon, Ohio / Kent State
42	Thomas Puhek	DE	6-2	248	rFr.	Zephyrhills, Fla. / Carrollwood Day HS
43	Chase Bogle	LB	6-2	207	Fr.	Lucas, Texas / Lovejoy HS
44	Ben Karlsson	TE	6-5	243	Fr.	Southlake, Texas / Southlake Carroll HS
45	Nate Martey	DT	6-1	288	Sr.	Ottawa, Ontario / Princeton
47	Lucas Banks	DT	6-2	287	Jr.	Houston, Texas / Mississippi Valley State
47	Ryan Heicher	P	6-4	226	Sr.	Walled Lake, Mich. / Saginaw Valley State
48	Ryan Isenhardt	DE	6-4	226	Fr.	Mission Viejo, Calif. / Capistrano Valley HS
50	Noah Collins	DE	6-5	248	Sr.	Loganville, Ga. / Georgia Tech
50	Austin Woods	OL	6-5	302	rJr.	Claremore, Okla. / Verdigris HS
52	Gideon Herbert	DE	6-3	239	Fr.	Rabun Gap, Ga. / Rabun Gap-Nacoochee HS
52	Mason Myers	OL	6-4	293	rFr.	Moody, Ala. / Moody HS
54	Walker Davis	OL	6-3	293	rFr.	Benton, Ark. / Benton HS
55	Aleric Watson	OL	6-4	312	rSo.	Murfreesboro, Tenn. / Middle Tennessee Christian

NUMERICAL ROSTER




PLAYERS

No.	Name	Pos.	Ht.	Wt.	Cl.	Hometown/Previous School
58	Cameron Ambrose	OL	6-4	294	rSo.	Pinson, Ala. / Pinson Valley HS
62	Jacob Pequeno	OL	6-3	278	Fr.	Dallas, Texas / Parish Episcopal HS
64	Brock Simmons	OL	6-3	286	Fr.	Harrison, Ark. / Harrison HS
65	Noah Smith	OL	6-7	316	rJr.	Locust Fork, Ala. / Locust Fork HS
67	Graham McLelland	OL	6-3	270	Fr.	Rabun Gap, Ga. / Rabun Gap-Nacoochee HS
68	Tristian Smith	OL	6-3	315	rJr.	Crossett, Ark. / Trinity Valley (TX) CC
70	Royce Baucom	OL	6-5	305	Fr.	Guntersville, Ala. / Guntersville HS
71	Mehki Butler	OL	6-3	320	rSr.	Omaha, Neb. / Iowa Western CC
72	Tobias Braun	OL	6-7	325	rSr.	Freiburg im Breisgau, Germany / Ole Miss
73	Jacob Bayer	OL	6-3	310	Sr.	Grandview, Texas / Lamar
74	Elijah Zollicoffer	OL	6-5	345	Jr.	Covington, Ga. / Newton HS
75	EJ Ndoma-Ogar	OL	6-3	323	rJr.	Allen, Texas / Missouri/Oklahoma
76	Trason Hunt	OL	6-5	290	Fr.	Bentonville, Ark. / Bentonville HS
77	Makilan Thomas	OL	6-3	315	rJr.	Little Rock, Ark. / Central HS
78	Riley McGehee	OL	6-6	298	Fr.	New Hope, Ala. / New Hope HS
79	Baker North	OL	6-3	307	Fr.	Mission, Kan. / Bishop Miege HS
80	Jaden Milliner	WR	5-10	192	rJr.	Pensacola, Fla. / Escambia HS
80	Kamari Stephens	DE	6-3	251	rSr.	Jacksonville, Fla. / Jacksonville State/Florida A&M
81	Takare Lipscomb	WR	6-0	179	So.	Carrollton, Ga. / Carrollton HS
82	Ezra Burgess	TE	6-4	253	Fr.	Rabun Gap, Ga. / Rabun Gap-Nacoochee HS
84	Reed Linder	WR	5-10	181	So.	Memphis, Tenn. / Briarcrest Christian HS
85	TJ Starks	WR	6-1	170	Fr.	Jonesboro, Ark. / Valley View HS
86	Brook Honore	P	6-0	190	rSo.	Manvel, Texas / Texas Tech
86	Skylar Purifoy	TE	6-5	224	Fr.	Hot Springs, Ark. / Lakeside HS
87	Tyler Little	TE	6-4	242	So.	Galena, Kan. / Galena HS
88	Calen Presser	DE	6-7	215	rFr.	Liberty, Mo. / Liberty North HS
88	Jayvion Showers	WR	6-2	184	Fr.	Pensacola, Fla. / Pensacola Catholic HS
89	CJ Cage	WR	5-11	185	rJr.	Fort Lauderdale, Fla. / University School of NSU
90	Tim Hardiman	DT	5-11	294	rJr.	Spring, Texas / Westfield HS
92	Obi Udom	DT	6-3	275	Fr.	Frisco, Texas / Heritage HS
94	Brian Alston	DT	6-2	264	rFr.	Birmingham, Ala. / Spain Park HS
95	Micaiah Overton	DT	6-4	304	Sr.	Bessemer, Ala. / Texas A&M/Liberty
98	Alex Martin	DT	6-2	291	Fr.	Little Rock, Ark. / Parkview HS



MEET THE RED WOLVES

PLAYERS



#30 LINEBACKER
ANDREW AGAPOS
R-JUNIOR • 2L
6-0 • 228
CORDOVA, TENN.
EVANGELICAL CHRISTIAN SCHOOL

2023

Appeared in 12 games, primarily on special teams ... Registered a tackle against Texas State.

2022

Made six appearances, primarily on special teams ... Saw first action of the season against James Madison.

2021

Did not see game action ... Redshirted.

HIGH SCHOOL

State championship MVP ... First team all-state selection ... Twice named all-region ... Helped lead the Eagles to the 2019 state championship with a 13-1 overall record ... Named to the Commercial Appeal's 2020 All-Metro team as a second team selection.

AGAPOS' CAREER DEFENSIVE STATISTICS											
YR	GP	UT	AT	TOT	PD	FR	FF	TFL	SK	INT	QBH
2022	6	0	0	0	0	0	0	0.0	0.0	0	0
2023	12	1	0	1	0	0	0	0.0	0.0	0	0
Total	18	1	0	1	0	0	0	0.0	0.0	0	0



#94 DEFENSIVE LINEMAN
BRIAN ALSTON
R-FRESHMAN • RS
6-2 • 264
BIRMINGHAM, ALA.
SPAIN PARK HS


2023

Made first career appearance against Texas State ... Did not record any stats ... Redshirted.

HIGH SCHOOL

Three-star recruit by 247Sports, On3, ESPN and Rivals ... Ranked as the No. 69 Edge player in the nation and the No. 34 overall player in the state of Alabama by 247 Sports ... Listed as the No. 39 overall player in the state of Alabama by Rivals ... ESPN's No. 109 defensive end in the country and No. 32 overall player in the state ... Ranked by On3 as the No. 149 defensive lineman in the nation and No. 55 overall player in Alabama ... Selected to play in the AHSAA North-South All-Star Football Game in Mobile's Hancock Whitney

Stadium as a senior ... Named to the Starnes Media All-South Metro Football Team as an honorable mention selection in 2022 ... Recorded 61 tackles, 18 tackles for loss, 21 quarterback pressures and 4.5 sacks as a junior ... Received Power 5 offers from Arkansas, Auburn, Georgia Tech, Louisville, Miami, Michigan, Mississippi State and West Virginia.



#25 KICKER
CLAYTON AMAYA
FRESHMAN • HS
5-10 • 194
SPRING BRANCH, TEXAS
SMITHSON VALLEY HS

HIGH SCHOOL

Prepped at Smithson Valley High School ... Kicked for a program that finished as a state finalist in 2023 ... Earned three First-Team All-District honors (two kicker, one punter) and two Second-Team All-District honors (one kicker, one punter) ... Was 66-for-67 in PATs as a senior and 8-for-11 in field goal attempts ... A multi-sport athlete, he was also named honorable mention All-District on the soccer team.



#58 OFFENSIVE LINEMAN
CAMERON AMBROSE
R-SOPHOMORE • 2L
6-4 • 294
PINSON, ALA.
PINSON VALLEY HS

2023

Arkansas State Athletic Directors Honor Roll member...Appeared in 12 games ... Finished with 11 snaps combined at left tackle and center ... Majority of playing time came on special teams.

2022

Did not see game action ... Redshirted.

HIGH SCHOOL

Won two state championships at Pinson Valley ... Named to the 6A All-ASWA First Team in 2021 ... Earned Second-Team All-State honors as a senior ... First-Team All-South Metro selection by Starnes Media.



MEET THE RED WOLVES

#47 DEFENSIVE TACKLE

LUCAS BANKS
 JUNIOR • TR
 6-2 • 287

HOUSTON, TEXAS
 MISSISSIPPI VALLEY STATE

MISSISSIPPI VALLEY STATE

Was a three-year letterwinner at Mississippi Valley State, appearing in 25 games including a career-high 11 contests in 2023 ... Posted 50 career tackles and 22 solo stops ... Had a career-high 6.0 TFL and 2.0 sacks as a junior ... During the 2023 season, finished with six games with at least three tackles ... Also threw discus for Mississippi Valley State ... Attended North Shore Senior High School.

BANKS' CAREER DEFENSIVE STATISTICS											
YR	GP	UT	AT	TOT	PD	FR	FF	TFL	SK	INT	QBH
2021	5	1	2	3	0	0	0	0.0	0	0	0
2022	9	9	11	20	0	0	0	2.0	0	0	0
2023	11	12	15	27	0	0	0	6.0	2.0	0	0
Total	25	22	28	50	0	0	0	8.0	2.0	0	0

#8 SAFETY

BRANDON BARNES
 FRESHMAN • HS
 6-1 • 180

DALLAS, TEXAS
 SKYLINE HS

HIGH SCHOOL

Two-time second-team all-district ... Rated by On3, 247Sports.com and Rivals as a 3-star recruit ... Displayed versatility by playing both wide receiver and defensive back for Skyline High School in Dallas, while also seeing time at quarterback in 2023 ... Defensively, had 43 tackles and two interceptions as a junior ... Offensively, rushed for 234 yards and three touchdowns, while completing 45 of 79 passes for 423 yards and three scores ... Also competes in track and field as a long and triple jumper ... Committed to the Red Wolves over Arizona State.

#70 OFFENSIVE LINE

ROYCE BAUCOM
 FRESHMAN • HS
 6-5 • 305

GUNTERSVILLE, ALA.
 GUNTERSVILLE HS

HIGH SCHOOL

Tabbed by 247Sports.com and On3 as a 3-star offensive lineman ... Earned second-team All-Region 7 honors as a senior, helping Guntersville go 11-2 and reach the fifth round of the state playoffs ... Defending Class 5A state champion in the shot put ... Chose A-State over offers from Georgia State, Georgia Southern, Marshall, Navy, Middle Tennessee and others.

#73 OFFENSIVE LINEMAN

JACOB BAYER
 SENIOR • 1L
 6-3 • 310

GRANDVIEW, TEXAS
 LAMAR

2024

Named All-Sun Belt, Phil Steele's, and Athlon Sports Preseason First Team Offensive.

2023

Arkansas State Athletic Directors Honor Roll member...Sun Belt Conference First Team All-Conference as an offensive lineman ... Named to the PFF Team of the Week at center on November 6 ... Earned Phil Steele Preseason All-SBC Team recognition ... Named CSC Academic All-District ... Was graded the highest offensive player by PFF, twice, against Memphis and Louisiana ... Was the top-rated center in the SBC and Group of Five and second in the FBS per PFF with a PFF grade of 82.9 ... Run blocking grade of 82.1 ranked second nationally ... Allowed eight pressures in 757 snaps on the season and just one sack. ... Per PFF, offensive line ranked second in the Sun Belt Conference, eighth in the Group of Five and 18th nationally in run blocking ... Ranking 18th nationally is the highest ranking since PFF began ranks in 2014 (previous high was 53rd in 2015) ... Per PFF, the Red Wolves allowed 135 quarterback pressures on the season, an average of 10.4 per game, fewest since the 2018 team allowed 8.0 per outing ... A-State allowed 2.4 sacks and 5.9 tackles for loss per game, compared to 3.2 sacks and 8.9 tackles for loss in 2022 ... The Red Wolves rushed for 2.8 yards per carry in 2022, but averaged 4.2 yards per rush in 2023 ... A-State

PLAYERS



MEET THE RED WOLVES

PLAYERS

rushed for 20 touchdowns on the ground, four more than a season ago and the same amount as the previous two seasons combined.

LAMAR

Midyear signee who participated in A-State's 2023 spring camp ... Started at center in all 22 games of his two-year career at Lamar ... Helped Lamar average nearly 350 yards of total offense per game in 2022, including a 174.8 rushing average that ranked fourth in the league.

HIGH SCHOOL

Varsity football letterman at Grandview (Texas) High School ... Ranked among the top 400 recruits in the state of Texas ... Received first-team all-county and all-state honors as a junior ... Named 2019 District 9 Offensive Lineman of the Year ... 2019 Johnson County Co-Offensive Lineman of the Year ... Led Grandview to back-to-back state titles (2018 and 2019) ... Guided his prep squad to a near perfect 11-1 (.917) overall record and a perfect 5-0 district mark as a senior ... The district title came on the heels of a 2019 state championship ... Invited to the Rivals Combine ... Also, Standout in the classroom Earned Academic All-District honors ... Also recruited by schools such as Air Force, Wyoming and Texas State, Columbia and Dartmouth.



#37	LINEBACKER
AJ BEALE	
R-SOPHOMORE • 1L 5-11 • 200	
CHERRY VALLEY, ARK. CROSS COUNTY HS	

2023

Saw action in 11 games ... Posted eight total tackles including five solo stops ... Had a career-high three tackles against Louisiana ... Saw a lot of action on special teams.

2022

Did not see game action ... Redshirted.

HIGH SCHOOL

A multi-sport student-athlete from Cross County High School ... Earned all-state honors and was a three-time all-conference selection ... Posted over 3,500 all-purpose yards his last two seasons with 36 touchdowns ... Selected to play in the Arkansas All-Star game ... Was also an all-state

and all-conference selection in basketball where he scored over 2,000 points in his career.

BEALE'S CAREER DEFENSIVE STATISTICS												
YR	GP	UT	AT	TOT	PD	FR	FF	TFL	SK	INT	QBH	
2023	11	5	3	8	0	0	0	0.0	0	0	0	



#23	RUNNING BACK
JAYLEN BOARDLEY	
FRESHMAN • HS 6-10 • 183	
TEXARKANA, TEXAS PLEASANT GROVE HS	

HIGH SCHOOL

Two-way standout for Pleasant Grove High School ... Rated as a consensus 3-star recruit by On3, ESPN, 247Sports.com and Rivals ... Ranked as the No. 23 ATH nationally by On3 ... First-team all-district honoree who rushed for 1,219 yards and 20 touchdowns while catching 23 passes for 428 yards and four more scores as a senior ... As a junior, rushed for 625 yards and four touchdowns and added five more touchdowns receiving on 304 yards ... Held offers from Arkansas, Auburn, Baylor, LSU, Oklahoma State, Texas Tech and others.



#43	LINEBACKER
CHASE BOGLE	
FRESHMAN • HS 6-2 • 207	
LUCAS, TEXAS LOVEJOY HS	

HIGH SCHOOL

Rated by On3 as a 3-star linebacker ... Racked up 126 tackles, including 26 TFLs and 11 sacks as a senior in 2023 ... First Team All-District 7-5A honoree ... Helped the Leopards to a 12-2 overall mark and unblemished 7-0 record in district play en route to a district title ... Aided his team to a quarterfinal finish in the UIL 5A state playoffs ... Earned honorable mention academic all-state honors ... Also competes in lacrosse and track and field for Lovejoy ... Offered by Colgate, Davidson, Stetson and UTEP.



MEET THE RED WOLVES



#1 DEFENSIVE END

MARCUS BRADLEY

R-JUNIOR • TR
6-3 • 242

GAITHERSBURG, MD.
UMASS/VANDERBILT

2023 (UMass)

Competed in 10 games, totaling 27 tackles (11 solo) with three tackles for loss, a sack and a QB hurry ... Tallied a career-high six tackles twice - at New Mexico State (8/26) and at Eastern Michigan (9/16) ... Had a season-best five solo tackles at New Mexico State.

2022 (UMass)

Appeared in 11 games, tallying 26 tackles (10 solo) with 3.5 tackles for loss and 2.5 sacks along with four QB hurries ... Had a season-high five tackles against Liberty (10/8).

2021 (Vanderbilt)

Played in two games as a true freshman, recording two tackles including one for loss.

HIGH SCHOOL

Consensus four-star prospect by ESPN.com, 247Sports.com and Rivals.com out of Quince Orchard High School ... Rated the No. 170 prospect nationally by ESPN.com and No. 188 by 247Sports.com ... Maryland's No. 7 prospect as ranked by ESPN.com, No. 8 by 247Sports.com and No. 12 by Rivals.com ... Named to the All-DMV Team and All-Defensive Team by NBC Sports Washington ... Earned a place on the 2019 Washington Post All-Met Defense Team ... Under Armour All-America Game invitee ... Helped the Cougars to a 12-1 record and Maryland 4A final four appearance as a junior in 2019; the Cougars did not play in 2020 ... Booked 41 tackles, including 7.0 tackles for loss and 3.5 sacks, in 2019 ... Spent freshman and sophomore seasons at DeMatha Catholic High School.

BRADLEY'S CAREER DEFENSIVE STATISTICS

YR	GP	UT	AT	TOT	PD	FR	FF	TFL	SK	INT	QBH
2021	2	2	0	2	0	0	0	1.0	0.0	0	0
2022	11	10	16	26	1	0	0	3.5	2.5	0	0
2023	10	11	16	27	0	0	0	3.0	1.0	0	0
Total	23	23	32	55	1	0	0	7.5	3.5	0	0

*2021 stats from Vanderbilt; 2022-23 stats from UMass



#72 OFFENSIVE LINE

TOBIAS BRAUN

R-SENIOR • 1L
6-7 • 325

FREIBURG IM BREISGAU, GERMANY
OLE MISS

2023

Had one appearance against Stony Brook ... Finished with seven snaps at right tackle.

OLE MISS

Midyear signee who participated in A-State's 2023 spring camp ... Member of the Ole Miss football program from 2020-22 before transferring to Arkansas State ... Played in one game in 2022 versus Central Arkansas after redshirting the 2021 season ... Athletics Director's Honor Roll member and named SEC First-Year Honor Roll in 2020-21.

HIGH SCHOOL

Ranked a 3-star prospect by 247Sports and Rivals ... Rated the 58th offensive tackle and No. 10 player in German by the 247Sports composite ranking ... Played at Salisbury School in Salisbury, Connecticut, as a senior, earning all-league and All-New England honorable mention honors ... Originally came to the United States as a junior in high school and played at Brook Hill (Texas) High School ... Chose Ole Miss over offers from Arkansas, Missouri, Michigan, Florida State, Oregon, Oklahoma State, Minnesota, Indiana, Arizona State, Kansas State, Iowa State, Texas Tech and Rutgers.



#10 WIDE RECEIVER

TENNYSON BRYANT

SOPHOMORE • 1L
5-7 • 163

CINCINNATI, OHIO
ARCHBISHOP MOELLER HS

2023

Appeared in nine games as a true freshman ... Finished with 39 receiving yards on five receptions ... Had a long reception of 20 yards at Oklahoma...Arkansas State Athletic Directors Honor Roll member.

HIGH SCHOOL

Three-star recruit by 247Sports, which lists him as the No. 157 wide receiver in the nation and No. 36 overall player in the state of Ohio ... Two-star prospect by Rivals ... Helped lead his senior

PLAYERS



MEET THE RED WOLVES

PLAYERS

squad to a 13-2 overall record and a final four finish in the Division I state playoffs ... Played in 14 games as a senior and registered 664 receiving yards for six touchdowns ... Had a long run of 70 yards ... Recorded 80 rushing yards on nine carries ... Finished with 199 kick return yards as a senior with a long return of 63 yards ... Received offers from Air Force, Army, Central Michigan, Massachusetts, Navy, and Toledo.

BRYANT'S CAREER RECEIVING STATISTICS

YR	GP	NO	YDS	AVG/C	TD	LG	REC/G	AVG/G
2023	9	5	39	7.8	0	20	0.6	4.3



#38 DEEP SNAPPER

JACK BULLARD

SENIOR • 4L
5-11 • 211

CHANDLER, ARIZ.
CORONA DEL SOL HS

2024

Named Phil Steele's Preseason First Team Specialists.

2023

Arkansas State Athletic Directors Honor Roll member ... Saw action in all 13 games as the team's long snapper ... Did not have an errant snap all year on punts or field goal attempts ... Made a tackle at Oklahoma.

2022

Arkansas State Athletics Director's Honor Roll member ... An A-State Scholar Athlete ... Appeared in 12 games ... Recorded a tackle at Southern Miss and at Texas State ... Saw action primarily on special teams.

2021

Saw action in all 12 games handling deep snapping duties ... Tallied two total tackles, finishing with one in back-to-back games against Washington and Tulsa ... Arkansas State Athletic Director's Honor Roll member.

2020

Saw action in two games, versus Kansas State and Coastal Carolina, handling deep snapping duties ... Arkansas State Athletics Director's Honor Roll member.

HIGH SCHOOL

Varsity letterman at Coronal Del Sol, which

rebounded from a 1-9 season his junior year to the 6A playoffs as a senior ... Rated as a 4-star prospect with Rubio Long Snapping ... Represented Arizona high school football at the Hammer Kicking Academy Top 40 camp ... Also was a starting tight end for the Aztecs and played in a reserve role at the defensive end position.



#82 TIGHT END

EZRA BURGESS

FRESHMAN • HS
6-4 • 253

RABUN GAP, GA.
RABUN GAP-NACOOCHEE HS

HIGH SCHOOL

Prepped at Rabun Gap-Nacoochee High School, playing both sides of the ball and at long snapper ... Earned first team all-state and all-conference honors as a senior ... Helped his team go 13-1 in 2023 and finished ranking among the top 55 nationally, with the lone loss coming in the NCISAA state title game.



#28 LINEBACKER

JOURDYN BURRUSS

FRESHMAN • HS
6-0 • 225

COOKEVILLE, TENN.
COOKEVILLE HS

HIGH SCHOOL

Two-time All-Region selection ... Team captain ... First Team All-Region 4-6A in 2023 ... Helped Cookeville to 8-4 record in 2023 as linebacker and running back ... Finished eighth in tackles for loss in school history ... Also wrestled in high school ... Offered by Charlotte, East Tennessee State and Tennessee Tech.



#17 TIGHT END

JABARI BUSH

FRESHMAN • HS
6-4 • 218

KATY, TEXAS
PAETOW HS

HIGH SCHOOL

Ranked as a 3-star wideout by 247Sports and On3, while rated as a 2-star recruit by Rivals ... Second-Team All-District 19-6A selection ... Academic all-district honoree ... Versatile TE/WR hybrid playing running back, tight end, wide receiver and special teams ... Totaled 25 catches



MEET THE RED WOLVES

PLAYERS

for 358 yards in 2023 ... Also fielded offers from Hawaii, UAB and others.



#71	OFFENSIVE LINEMAN
MEKHI BUTLER	
R-SENIOR • 2L 6-3 • 320	
OMAHA, NEB. IOWA WESTERN	

2024

Named Athlon Sports Preseason Third Team Offense.

2023

Started in all 13 contests for Arkansas State ... Rated third in the Sun Belt Conference, 10th in the Group of Five and 20th nationally among guards with PFF grade of 68.8 ... Rated third in Sun Belt Conference, 10th in the Group of Five and 18th nationally with a run blocking grade of 68.8 ... Finished season with 16 pressures allowed, only three sacks, in 841 snaps played ... Per PFF, offensive line ranked second in the Sun Belt Conference, eighth in the Group of Five and 18th nationally in run blocking ... Ranking 18th nationally is the highest ranking since PFF began ranks in 2014 (previous high was 53rd in 2015) ... Per PFF, the Red Wolves allowed 135 quarterback pressures on the season, an average of 10.4 per game, fewest since the 2018 team allowed 8.0 per outing ... A-State allowed 2.4 sacks and 5.9 tackles for loss per game, compared to 3.2 sacks and 8.9 tackles for loss in 2022 ... The Red Wolves rushed for 2.8 yards per carry in 2022, but averaged 4.2 yards per rush in 2023.

2022

Started in all 12 games at left guard for the Red Wolves ... Blocked for an offense that averaged 314.8 yards per game and 226.6 passing yards per game ... Against Grambling in the season-opener, the Red Wolves ran for a season-high 339 yards and compiled a season-high total of 572 yards ... Blocked for a program that racked up over 350 total yards four times.

2021

Did not see game action ... Redshirted.


IOWA WESTERN

Two-year letterman at Iowa Western, earning NJCAA First Team All-America recognition in 2020 ... Helped lead the Reivers to a 7-1 record and No. 4 position in the final NJCAA football rankings in 2020 ... Paved the way on the offensive line for Iowa Western to rank third and

11th in the nation in scoring and total offense, averaging 42.5 points and 403.1 yards per game.

HIGH SCHOOL

Varsity letterman at Omaha North High School ... Named First Team Super-State as a junior and senior ... Also played defense, recording 23 tackles and 4.0 tackles for loss his senior season ... Tabbed to USA Today's All-USA Nebraska Football Team as a first-team pick ... Led the Vikings to a state championship.



#89	WIDE RECEIVER
CJ CAGE	
R-JUNIOR • 1L 5-11 • 185	
FORT LAUDERDALE, FLA. UNIVERSITY SCHOOL OF NSU	

2022

Appeared in two games on special teams ... Saw his first action against Ohio State ... Redshirted.

2021

Did not see game action ... Redshirted.

HIGH SCHOOL

Varsity football letterman at University School of NSU.

PERSONAL

Born Oct. 4, 2002.



#16	WIDE RECEIVER
CHAUNCY COBB	
R-FRESHMAN • 1L 5-6 • 161	
CLEWISTON, FLA. CLEWISTON HS	

2023

Arkansas State Athletic Directors Honor Roll member ... Made his first appearance as a true freshman against Coastal Carolina ... Had one carry for eight yards against the Chanticleers ... Redshirted.

HIGH SCHOOL

Midyear signee who participated in A-State's 2023 spring camp ... Three-star recruit by 247Sports.com and On3, which lists Cobb as the No. 290 wide receiver in the nation ... Rivals 2-star prospect ... As a senior in 2022, he finished with 1,246 yards on the ground with 14 touchdowns and five games of at least 100 yards rushing ... Added 115 receiving yards as a senior and had a pick six ... In 2021, caught




MEET THE RED WOLVES

PLAYERS

38 passes for 723 yards and 11 touchdowns ... Also added 114 rushing yards and a pair of touchdowns ... On defense, totaled 15 tackles and two interceptions ... Averaged 31.0 yards on the punt return team ... Helped lead Clewiston to the Florida 4A playoffs ... Responsible for 31 touchdowns in high school ... Also received offers from Air Force and Navy, among others.

COBB'S CAREER RECEIVING STATISTICS

YR	GP	NO	YDS	AVG/C	TD	LG	REC/G	AVG/G
2023	1	1	8	8.0	0	8	1.0	8.0



#3

CORNERBACK

ADRIAN COLE

R-SENIOR • TR
5-11 • 192

PLANTATION, FLA.
FIU/SYRACUSE

2023 (FIU)

Appeared in 10 games, totaling 30 tackles (16 solo) ... Had 2.5 tackles for loss and a pair of pass break-ups ... Logged a career-high eight tackles with 1.5 stops for loss against UTEP (10/11).

2022 (FIU)

Saw action in all 12 games with six starts in the defensive backfield ... Registered 36 tackles (28 solo) and three TFLs with a sack ... Recorded one interception and five pass break-ups, while forcing a fumble ... Notched a season-best six tackles with an interception at North Texas (9/10).

2021 (SYRACUSE)

Played in nine games with two starts at corner ... Had 17 tackles and three pass break-ups ... Posted a season-high three solo stops against Rutgers (9/11).

2020 (SYRACUSE)

Appeared in five games as a reserve defensive back, making 10 tackles ... Had a season-high five tackles at Louisville (11/20).

2019 (SYRACUSE)

Redshirted but made two appearances.

HIGH SCHOOL


Prepped at Plantation HS ... Ranked No. 149 by ESPN and No. 197 in the 247Sports.com composite index among Class of 2019 cornerbacks ... Rated the No. 34 player in Broward County by the Sun Sentinel ... 2018 Broward 8A-6A All-County First Team selection

... PrepStar All-Southeast honoree ... As a senior captain, recorded 35 tackles, 10 pass breakups, six interceptions, one sack, one forced fumble and a touchdown to lead Plantation to a 10-2 record and an appearance in the FHSAA 8A state playoffs ... Logged 50 tackles, 24 pass breakups and 11 interceptions in his prep career.

COLE'S CAREER DEFENSIVE STATISTICS

YR	GP	UT	AT	TOT	PD	FR	FF	TFL	SK	INT	QBH
2019	2	0	0	0	0	0	0	0.0	0.0	0	0
2020	5	7	3	10	0	0	0	0.0	0.0	0	0
2021	9	13	4	17	3	0	0	0.5	0.0	0	0
2022	12	28	8	36	6	0	1	3.0	1.0	1	0
2023	10	16	14	30	2	1	0	2.5	0.0	0	0
Total	38	64	29	93	11	1	1	6.0	1.0	1	0

*2019-21 stats from Syracuse; 2022-23 stats from FIU



#11

DEFENSIVE END

DREW COLLINS

FRESHMAN • HS
6-4 • 230

ADAMSVILLE, ALA.
MINOR HS

HIGH SCHOOL

Graded a 3-star recruit by 247Sports.com, who tabbed him as the No. 66 player in the state of Alabama and No. 115 at his position ... Had five sacks, two of which resulted in fumbles, eight tackles for loss and 54 total tackles this past season ... Also played tight end and had four catches for 70 yards and a touchdown ... Also offered by Austin Peay, Georgia Southern, Georgia State, Troy, UAB and Western Kentucky.



#50

DEFENSIVE END

NOAH COLLINS

SENIOR • TR
6-5 • 248

LOGANVILLE, GA.
GEORGIA TECH

2021-23 (GEORGIA TECH)

Appeared in 27 games over three seasons played at Georgia Tech ... Logged 30 career tackles, 17 solo, 4.5 tackles for loss and one sack ... In 2023, played in nine games and finished with nine total tackles, including a sack in a 30-17 win over UCF in the Gasparilla Bowl ... Played in 11 games and made one start in the 2022 campaign ... Posted 16 tackles, including 2.5 sacks, two fumble recoveries and a blocked kick ... As a true freshman in 2021, played in seven games contributing on defense and special teams ... Finished freshman year with five tackles coming over the last five games of the season.



MEET THE RED WOLVES

PLAYERS

HIGH SCHOOL

Rated a three-star prospect by Rivals, 247Sports and ESPN out of Grayson High School ... Tabbed as the No. 31-ranked weakside defensive end nationally by Rivals and the No. 42-ranked player in the state of Georgia by ESPN ... In his senior season at Grayson, led team to a 14-0 record and the Georgia 7-A state championship ... As a junior, helped Grayson to a first-place region finish and Georgia 7-A state quarterfinal appearance ... Recorded 65 tackles (30 solo), 9.0 tackles for loss and 5.0 sacks during his prep career ... Also blocked two kicks and recovered a fumble.

COLE'S CAREER DEFENSIVE STATISTICS											
YR	GP	UT	AT	TOT	PD	FR	FF	TFL	SK	INT	QBH
2021	7	2	3	5	0	0	0	1.0	0.0	0	0
2022	11	10	6	16	1	0	0	2.5	0.0	0	0
2023	9	5	4	9	0	0	0	1.0	1.0	0	0
Total	27	17	13	30	1	0	0	4.5	1.0	0	0

*Stats from Georgia Tech



#2 RUNNING BACK

JA'QUEZ CROSS

R-JUNIOR • 2L
5-9 • 197

FORDYCE, ARK.
FORDYCE HS / PURDUE

2024

Named Athlon Sports and Phil Steele's Preseason First Team Specialists, All-Sun Belt Conference Second Team Offense and Specialists, Athlon Sports Preseason Second Team Offense, and Phil Steele's Preseason Third Team Offense.

2023

Sun Belt Conference Third Team All-Conference as a return specialist ... Was named the Sun Belt Conference Offensive and Special Teams Player of the Week following a career performance in Arkansas State's 77-45 victory against Texas State ... Became the first player in league history to earn the offensive and special teams weekly honor in the same week ... Cross finished the contest against the Bobcats with a career-high 320 all-purpose yards including 13 carries for 139 yards and three touchdowns ... Added a 93-yard touchdown return against the Bobcats ... Finished the year with a team-leading 738 rushing yards on 128 carries and seven touchdowns ... His 66 yard rush against Stony Brook was the team's longest rush of the year ... Also contributed 161 receiving yards on 24

catches ... Was the team's leading kick return specialist, finishing the year with 654 kickoff return yards and one touchdown ... Ranked second in the league in kick return yards ... Had six games with 100-plus all-purpose yards.

2022

Appeared in eight contests with a start at Louisiana ... Responsible for 92 rushing yards ... Finished with a career-high 33 rushing yards at Louisiana ... Had a long run of 12 yards in the win against Grambling ... Had 56 receiving yards with a career-high of 21 in the season-finale against Troy.

PURDUE

Saw action in three games and redshirted his true freshman season at Purdue in 2021 ... Recorded 13 rushing attempts for 27 yards with a long run of five yards ... Caught one pass covering six yards.

HIGH SCHOOL

Helped guide Fordyce (Ark.) HS to a 2020 state title and 15-0 record with a 5-0 2A Region 8 record ... As a senior in 2020, paced the team with 872 rushing yards on 100 carries with a team-best 20 touchdowns and added a squad-leading 751 receiving yards on 35 catches with nine touchdowns, also the most on the team, to total 2,002 all-purpose yards and 1,656 total yards ... 3-star recruit by 247Sports ... No. 11-ranked overall recruit in the state of Arkansas by 247Sports.com.

CROSS' CAREER RUSHING STATISTICS

YR	GP	NO	YDS	AVG/R	TD	LG	AVG/G
2021	3	13	27	2.1	0	5	9.0
2022	8	24	92	3.8	0	12	11.5
2023	13	128	716	5.6	7	66	55.1
Total	24	165	835	5.1	7	66	34.8

*2021 Stats from Purdue

CROSS' CAREER RECEIVING STATISTICS

YR	GP	NO	YDS	AVG/C	TD	LG	REC/G	AVG/G
2021	3	1	6	6.0	0	6	0.3	2.0
2022	8	10	56	5.6	0	15	1.3	7.0
2023	13	24	161	6.7	0	18	1.8	12.4
Total	24	35	223	6.4	0	18	1.5	9.3

*2021 Stats from Purdue


CROSS' CAREER KICK RETURN STATISTICS

YR	GP	NO	YDS	TD	LG	AVG/R	AVG/G
2022	8	0	0	0	0	0.0	0.0
2023	13	23	654	1	93	28.4	50.3
Total	21	23	654	1	93	28.4	31.1



MEET THE RED WOLVES

PLAYERS



#54	OFFENSIVE LINE
WALKER DAVIS	
R-FRESHMAN • RS 6-3 • 293	
BENTON, ARK. BENTON HS	

2023

Saw action in two games as a true freshman, against Stony Brook and Texas State ... Recorded 16 snaps at center ... Redshirted.

HIGH SCHOOL

Midyear signee who participated in A-State's 2023 spring camp ... Listed as a 3-star recruit by 247Sports and On3 and as the No. 8 and No. 13 overall player in the state by each, respectively ... 247Sports' No. 152 interior offensive lineman in the nation and On3's No. 190 defensive lineman in the country ... Played on both sides of the ball at Benton ... Named Class 6A All-State as senior, helping lead the Panthers to a 9-3 overall record, 8-1 mark in the 6-A East and to the semifinal round of the state playoffs ... Earned all-conference in 2021 while helping lead the Panthers to the 6A West title ... Also received offers from Georgia Southern Liberty and Middle Tennessee, among others.



#40	PUNTER
JAXSON DUNN	
FRESHMAN • HS 6-1 • 173	
BENSALEM, PA. BENSALEM HS	

HIGH SCHOOL

Rated as one of the nation's top 100 punters out of Bensalem High School near Philadelphia ... As a senior, punted 41 times for 1,742 yards - an average of 42.5 yards per punt ... Owned a net punt average of 41.7 yards ... Landed 16 punts inside the 20 yards line ... Boasted six punts of 50 yards or more, including three over 60 yards.



#15	WIDE RECEIVER
REAGAN EALY	
SENIOR • 2L 5-9 • 178	
PLANT CITY, FLA. PLANT CITY HS	

2023

Appeared in all 13 games for the Red Wolves as a receiver and kick return specialist ... Hauled in 198 receiving yards on 19 catches for the year with a touchdown at UMass ... Was fourth on the

team in receiving yards ... Had a long reception of 33 yards against the Minutemen ... Recorded 107 kick return yards on seven attempts with a long return of 26 yards.

2022

Arkansas State Athletics Director's Honor Roll member ... Saw action in all 12 contests with one start at Old Dominion ... Was one of the team's kick return specialist, responsible for 171 kickoff return yards in 10 attempts ... Had a long return of 33 yards at Memphis ... Also recorded one punt return for 15 yards against Troy ... Hauled in seven catches for 46 yards ... Finished with two multi-catch performances including a career-high three receptions at Old Dominion.

2021

Appeared in 11 games for the Red Wolves ... Tallied 136 receiving yards on 11 catches ... Had a career-long reception of 42 yards and a career-high 60 receiving yards against Georgia Southern ... Recorded three multi-catch games.

HIGH SCHOOL

Three-year varsity football letterman at Plant High School ... During his varsity career, recorded 93 catches for 1,428 yards and 11 touchdowns ... Posted 45 receptions for 850 yards and seven touchdowns as a senior, while also accumulating 182 kickoff return yards ... Tabbed all-state following his senior season after helping lead the Raiders to the No. 3 ranked offense in Class 7A.

EALY'S CAREER RECEIVING STATISTICS

YR	GP	NO	YDS	AVG/C	TD	LG	REC/G	AVG/G
2021	11	11	136	12.4	0	42	1.0	12.4
2022	12	7	46	6.6	0	15	0.6	3.8
2023	13	19	198	10.4	1	33	1.5	15.2
Total	36	37	380	10.3	1	42	1.0	10.6

EALY'S CAREER KICK RETURN STATISTICS

YR	GP	NO	YDS	TD	LG	AVG/R	AVG/G
2021	11	0	0	0	0	0.0	0.0
2022	12	10	171	0	33	17.1	14.3
2023	13	7	107	0	26	15.3	8.2
Total	36	17	278	0	33	16.4	7.7

EALY'S CAREER PUNT RETURN STATISTICS

YR	GP	NO	YDS	TD	LG	AVG/R	AVG/G
2021	11	0	0	0	0	0.0	0.0
2022	12	1	15	0	15	15.0	1.3
2023	13	0	0	0	0	0.0	0.0
Total	36	1	15	0	15	15.0	0.4



MEET THE RED WOLVES

PLAYERS

	#32	KICKER
	AIDAN ELLISON	
	R-JUNIOR • 2L 5-11 • 189	
	NAPERVILLE, ILL. NAPERVILLE CENTRAL HS	

2023

Arkansas State Athletic Directors Honor Roll member...Appeared in two games for two kickoffs against Oklahoma and Memphis.

2022

Arkansas State Athletics Director's Honor Roll member ... An A-State Scholar Athlete ... Appeared in one game for one PAT against Grambling.

2021

Arkansas State Athletic Director's Honor Roll member ... Did not see game action ... Redshirted.

HIGH SCHOOL

Varsity football letterman at Naperville Central High School ... Named to the News-Gazette All-State football team as a senior ... Made all four of his field goal attempts and made 29-of-30 extra points ... Tabbed all-area as a kicker by the Sun-Times ... Started seven games at safety as a sophomore, posting four interceptions and five touchdowns while handling all kicking duties ... Started at cornerback all nine games during his freshman season and posted one interception ... Handled all kicking duties and connected on 32-of-34 extra point attempts.

	#12	SAFETY
	WEBSLEY ETIENNE	
	R-SOPHOMORE • 1L 5-11 • 191	
	FORT LAUDERDALE, FLA. WESTERN HS	

2023

Arkansas State Athletic Directors Honor Roll member...Saw action in 12 games for the Red Wolves ... Registered 10 tackles ... Had a career-high five stops at Oklahoma ... Ended the season with two tackles against Northern Illinois in the Camellia Bowl.

2022

Appeared in four games with one tackle ... Saw his first collegiate action against ULM ... Redshirted.

HIGH SCHOOL

Consensus 3-star prospect by 247Sports.com, Rivals.com and ESPN.com ... Listed as the No. 101 safety in the nation and No. 167 overall player in the state of Florida per 247Sports' composite ratings ... ESPN.com's No. 78 safety in the nation and No. 159 overall player in Florida ... Per MaxPreps, posted 56 tackles, 4.5 tackles for loss, one interception and 8 pass break-ups as a senior ... Four-year varsity letterman who recorded 168 tackles, 9.0 TFL, 3 interceptions, 25 pass break-ups, 2 fumble recoveries and 3 forced fumbles during his high school career ... Helped lead Western to a 9-3 record and the second round of the state playoffs as a senior in 2021 ... Also recruited by schools such as Kentucky, Indiana, Mississippi State, Syracuse, Utah, Florida Atlantic, Buffalo, Ole Miss, Charlotte, North Carolina, Middle Tennessee, UConn, Yale, UAB and Marshall.

ETIENNE'S CAREER DEFENSIVE STATISTICS												
YR	GP	UT	AT	TOT	PD	FR	FF	TFL	SK	INT	QBH	
2022	4	0	1	1	0	0	0	0.0	0.0	0	0	
2023	12	4	6	10	0	0	0	0.0	0.0	0	0	
Total	16	4	7	11	0	0	0	0.0	0.0	0	0	

	#8	QUARTERBACK
	JOSH FLOWERS	
	FRESHMAN • HS 6-3 • 205	
	MOBILE, ALA. BAKER HS	

HIGH SCHOOL


Graded a 4-star recruit by ESPN, 3-star recruit by 247Sports.com, On3 and Rivals ... ESPN lists him as the No. 7 dual-threat quarterback in the class and the No. 18 player from the state of Alabama ... ESPN ranks him as the No. 288 player in the ESPN300, the first ESPN300 recruit in program history and fourth among all Sun Belt Conference programs since ESPN300 began in 2009 ... 247Sports composite ranks him as the No. 31 player in the state of Alabama ... In high school career, 350-of-526 (.665) passing for 5,571 yards and 50 touchdowns while rushing 432 times for 3,661 yards and 41 scores ... In 33 varsity games played, had 19 outings with 100 or more rush yards ... As a senior, accounted for 3,561 total yards ... Was 134-of-198 passing for 2,126 yards, 20 touchdowns and six interceptions ... Rushed 159 times for 1,435 yards and 14 scores ... As a junior, accounted for 2,820 yards of offense ... Completed 108-of-169 passes (.639) with 10 touchdowns and



MEET THE RED WOLVES

PLAYERS

two interceptions ... Rushed 158 times for 1,367 yards and 15 scores ... Led Baker to a 4-2 record in Alabama 7A regional play and a home playoff game, just the second home postseason contest in the school's history ... Started as a sophomore, leading Baker to a 7-4 record ... Completed 108-of-159 pass attempts (.680) for 1,992 yards with 20 TD and two interceptions ... Rushed for 895 yards and 12 touchdowns on 115 carries.



#15	SAFETY
BRANDON GREIL	
SOPHOMORE • 1L 5-11 • 180	
LITTLE ROCK, ARK. JOE T. ROBINSON HS	

2023

Saw action in 11 games ... Registered five tackles with a season-high of two against Texas State ... Primarily saw action on special teams.

HIGH SCHOOL

Three-star recruit by 247Sports, On3 ... Garnered Arkansas Activities Association 5A All-State honors at wide receiver ... Totaled 905 all-purpose yards in his senior season, with 12 scores – five receiving and seven rushing ... Racked up 55 tackles (5.5 TFL) and an interception as a senior, while also forcing a fumble ... Helped the Senators to a 11-2 ledger in 2022 and unbeaten 8-0 mark in 5A Central play, reaching the 5A state semifinals ... As a junior, wrapped up 69 tackles, including 14 for loss with two sacks and an interception ... Tabbed as the No. 159 safety and No. 10 player in the state of Arkansas by 247Sports ... On3's No. 190 safety in the nation and 15th-ranked recruit in state ... Also offered by Navy and Central Arkansas.

GREIL'S CAREER DEFENSIVE STATISTICS

YR	GP	UT	AT	TOT	PD	FR	FF	TFL	SK	INT	QBH
2023	11	2	3	5	0	0	0	0	0	0	0




#34	DEFENSIVE LINE
TIMOTHY GULLEY	
R-FRESHMAN • RS 6-1 • 298	
PENSACOLA, FLA. PENSACOLA CATHOLIC HS	

2023

Participated against Texas State in 11 snaps ... Redshirted.

HIGH SCHOOL

Three-star recruit by 247Sports and On3 ... Rivals 2-star prospect ... Ranked by 247Sports as the No. 191 defensive lineman nationally and No. 181 by On3 ... Helped Pensacola Catholic to a 10-2 mark and the second round of the state playoffs ... Racked up 13.0 tackles for loss, 5.0 sacks and 10 QB hurries as a senior ... 2021 All-Pensacola News Journal Second Team honoree ... District qualifier in track and field as a junior in the shot put and discus ... Held offers from Coastal Carolina, Georgia Southern, Georgia State, Louisiana Tech and Troy.



#42	PUNTER
MAGNUS HAINES	
R-JUNIOR • 1L 5-11 • 193	
MASSILLON, OHIO KENT STATE	

2023

Arkansas State Athletic Director's Honor Roll member...Saw action at ULM on special teams.

2022

Arkansas State Athletics Director's Honor Roll member ... Did not see game action ... Redshirted.

2021 (KENT STATE)

Made his collegiate debut in the home opener against VMI with one punt for 48 yards ... Appeared in two games.

HIGH SCHOOL

Kicked for four seasons for Massillon, earning All-Ohio honors in his junior and senior seasons ... Averaged 41.6 yards per punt as a senior with a long of 60 and 11 punts inside the opponent's 20-yard line ... Recorded 11 touchbacks while handling kickoff duties.



MEET THE RED WOLVES

PLAYERS

	#5	LINEBACKER
	MARVIN HAM	
	R-SENIOR • TR	
	6-1 • 231	
BELLEVILLE, MICH. COLORADO		

2023 (COLORADO)

Appeared in 11 games with five starts, including starting the first three games of the season ... Recorded 36 total tackles (24 solo), 1.5 tackles for loss and a sack ... Totaled 10 tackles against TCU.

2022 (COLORADO)

Played in 12 games as a redshirt sophomore with 13 total tackles and a pair of QB hurries ... Tallied four tackles and a third-down stop against Air Force.

2021 (COLORADO)

Played in all 12 games as a redshirt freshman ... Registered 20 total tackles (14 solo) and one for a loss ... Had five tackles with four solo stops against Washington in Week 11.

2020 (COLORADO)

Saw action in one game on special teams against Utah.

2019 (COLORADO)

Made four appearances as a true freshman, making his debut against Oregon before playing in the final three games of the season, earning a redshirt season ... Saw action on the kick coverage, punt return and field-goal block units.

HIGH SCHOOL

Ranked by 247Sports as a 4-star prospect out of Belleville High School and the No. 12 inside linebacker in America, including the No. 5 player in Michigan and top linebacker ... Named to the All-Dream Team, All-State and All-League teams as a senior at Belleville ... Had 108 tackles, including eight for a loss and five sacks, helping Belleville to a 12-1 record, including a league, district and regional championship while making it to the semifinals of the state championship ... Belleville compiled a 10-1 record and district championship his junior season when he was All-Dream Team, All-State and All-League after compiling 115 tackles, including 12 for a loss with eight sacks ... Also had two interceptions,

one he returned for a touchdown, five forced fumbles and two fumble recoveries ... As a sophomore, earned All-League honors with 75 tackles, including seven for a loss and four sacks to go along with two forced fumbles and one fumble recovery ... Spent his freshman season at Cardinal Stritch High School and earned All-Conference honors with 54 tackles and one interception playing safety on defense and also caught 45 passes for 608 yards and four scores as a receiver on offense.

HAM'S CAREER DEFENSIVE STATISTICS

YR	GP	UT	AT	TOT	PD	FR	FF	TFL	SK	INT	QBH
2019	4	0	0	0	0	0	0	0.0	0.0	0	0
2020	1	0	0	0	0	0	0	0.0	0.0	0	0
2021	12	14	5	19	0	0	0	1.0	0.0	0	1
2022	12	5	5	10	0	0	0	0.0	0.0	0	2
2023	11	24	12	36	1	0	0	1.5	1.0	0	0
Total	40	43	22	65	1	0	0	2.5	1.0	0	3

*Stats from Colorado

	#5	WIDE RECEIVER
	REGINALD HARDEN JR.	
	R-JUNIOR • TR	
	6-5 • 196	
JACKSONVILLE, FLA. BENEDICT COLLEGE (S.C.)		

2022-23 (BENEDICT COLLEGE)

Played two seasons at Division-II Benedict College ... Totaled 23 receptions for 564 yards and six scores with an average reception covering 24.5 yards ... Played in 10 games in 2023 and caught 17 passes for 424 yards and four touchdowns ... Had three receptions of 50 or more yards, including an 87 yard reception against Lenoir-Rhyne ... Finished the season finale against Lenoir-Rhyne with six catches for 230 yards and three touchdowns ... Played in two games in 2022 at Benedict College and had six catches for 140 yards and two scores.

2021 (FLORIDA STATE)

Began his career as a walk-on at Florida State ... Converted to wide receiver from defensive end ... Played in one game while with the Seminoles

HIGH SCHOOL

Prepped at Raines High School where he played basketball, football and ran track ... Helped lead the Vikings to back-to-back Class 4A state titles in 2017 and 2018 and a regional semifinal appearance in Class 5A in 2019 ... Recorded 50 tackles and seven sacks as a senior ... Earned All-State and All-Class 5A honors as a senior.



MEET THE RED WOLVES

PLAYERS



#90	DEFENSIVE LINEMAN
TIM HARDIMAN	
R-JUNIOR • 2L 5-11 • 294	
SPRING, TEXAS WESTFIELD HS	

2024

Named Athlon Sports Preseason Fourth Team Defense.

2023

Saw action in all 13 games and had 11 starts at defensive tackle ... Ranked 15th in the Sun Belt Conference by PFF among defensive tackles with a defensive grade of 63.6 ... Part of a defensive line that made significant strides from a year ago, improving from 12.7 to 14.5 pressures per game, 19 to 42 hits per game and 102 to 121 pass rushes per game ... His 18 quarterback pressures ranked seventh in the league and 34th among the Group of Five ... Registered 28 tackles ... Finished fifth on the team with 7.0 TFL for 25 yards ... Also added 1.5 sacks for 11 yards for the year ... Had three quarterback hurries and two pass breakups.

2022

Saw action in 10 games with a start at Texas State ... Recorded a career-high four tackles and 1.5 TFL at Texas State ... Also recorded his first career sack for three yards against the Bobcats ... Finished the year with 12 total tackles including six solo stops.

2021

Appeared in two games, against Washington and Appalachian State, on defense ... Recorded his first career tackle at Washington ... Redshirted.

HIGH SCHOOL

Varsity football letterman at Westfield High School ... Posted 33 tackles, 3.0 sacks, four forced fumbles and one interception as a senior ... Helped lead the Mustangs to the state semifinals ... Rivals two-star prospect ... All-District 16-6A pick ... Academic all-district selection ... Originally signed with Navy and spent one year the Naval Academy Preparatory School in Newport, R.I.

HARDIMAN'S CAREER DEFENSIVE STATISTICS

YR	GP	UT	AT	TOT	PD	FR	FF	TFL	SK	INT	QBH
2021	2	1	0	1	0	0	0	0.0	0.0	0	0
2022	10	6	6	12	0	0	0	2.0	1.0	0	0
2023	13	14	14	28	2	0	0	7.0	1.5	0	0
Total	25	21	20	41	2	0	0	9.0	2.5	0	0



#32	DEFENSIVE END
ETHAN HASSLER	
SENIOR • 3L 6-2 • 245	
COLLIERVILLE, TENN. COLLIERVILLE HS	

2023

Appeared in eight contests with 229 snaps and earned two starts at defensive end against Oklahoma and Memphis ... Part of a defensive line that made significant strides from a year ago, improving from 12.7 to 14.5 pressures per game, 19 to 42 hits per game and 102 to 121 pass rushes per game ... Finished with 17 total tackles including a career-high seven tackles against Coastal Carolina.

2022

Played in 12 games with starts in five games ... Had his first career start at Louisiana ... Responsible for 26 stops including 12 solo tackles ... Had 5.0 TFL for 22 yards including a 10-yard TFL at Old Dominion ... Finished the year with 3.0 sacks for 19 yards ... Had two quarterback hurries against UMass and back-to-back pass breakups at Louisiana and against South Alabama ... Had a career-high six tackles against UMass.

2021

Saw action in nine games on defense and special teams ... Posted first career tackle versus Louisiana.

HIGH SCHOOL

Named First Team Region 7-6A and Defensive Player of the Year in 2020 ... As a senior, recorded 47 tackles, 10.0 tackles for loss, 2.0 sacks and 3 passes defended ... Finished 2019 with 69 tackles, 10.0 tackles for loss, 7.0 sacks, one forced fumble and an interception ... ESPN 3-star recruit listed as the No. 131 defensive end in the nation and No. 37 overall player in the state ... 247Sports 3-star prospect ranked as the No. 66 weak-side defensive end in the nation and the No. 28 overall player in Tennessee ... Rivals 3-star prospect listing him as the No. 37 overall player in the state ... Also recruited by



MEET THE RED WOLVES

teams such as Southern Miss, Colorado, Indiana, Kansas, Liberty, Louisville, Memphis, Tulsa and Wake Forest.

HASSLER'S CAREER DEFENSIVE STATISTICS												
YR	GP	UT	AT	TOT	PD	FR	FF	TFL	SK	INT	QBH	
2021	9	1	0	1	0	0	0	0.0	0.0	0	0	0
2022	12	12	14	26	2	0	0	5.0	3.0	0	2	
2023	8	6	11	17	0	0	0	0.0	0.0	0	1	
Total	29	19	25	44	2	0	0	5.0	3.0	0	3	



#22 **RUNNING BACK**
CEDRIC HAWKINS
 SOPHOMORE • 1L
 5-7 • 196
 STUTT GART, ARK.
 STUTT GART HS

2023

Appeared in eight games as a true freshman for Arkansas State ... Accumulated 156 rushing yards with two touchdowns ... Recorded both touchdowns in the win against Arkansas State ... Had a season-high 52 rushing yards on six carries against Stony Brook ... Also against Stony Brook, broke out for a career-long 28 yard rush ... Added two receptions for 32 yards.

HIGH SCHOOL

Three-star recruit by 247Sports, On3 ... On3's 10th-ranked player in the state of Arkansas and 131st-ranked running back nationally ... Rated by 247Sports as the 11th-ranked player in the state and No. 181 running back in the class of 2023 ... Rivals 2-star prospect ... 2022 Arkansas Activities Association 4A All-State selection ... Part of a Stuttgart program that went 32-6 over its last three seasons, including back-to-back conference titles in 2020 and 2021, as well as two state quarterfinal trips and one semifinal bid ... Rushed for over 4,000 yards in those three seasons for the Ricebirds ... Four-sport standout, also competing in baseball, basketball and track and field ... 2022 Class 4A Offensive Player of the Year finalist, helping the Ricebirds to the second round of the state playoffs ... Churned out 222 yards on 24 carries with three scores, along with a 78-yard kickoff return for a touchdown on Oct. 28, helping Stuttgart battle back from a 14-0 deficit to oust Lonoke 35-32 ... Rushed for 1,199 yards as a junior with 15 touchdowns in 2021,

while also compiling 511 receiving yards and seven scores ... Also offered by Central Arkansas.

HAWKINS' CAREER RUSHING STATISTICS							
YR	GP	NO	YDS	AVG/R	TD	LG	AVG/G
2023	8	31	156	5.0	2	28	19.5

HAWKINS' CAREER RECEIVING STATISTICS								
YR	GP	NO	YDS	AVG/C	TD	LG	REC/G	AVG/G
2023	8	2	32	16.0	0	21	0.3	4.0



#47 **PUNTER**
RYAN HEICHER
 SENIOR • TR
 6-4 • 226
 WALLED LAKE, MICH.
 SAGINAW VALLEY STATE

2024

Named Phil Steele's Preseason Fourth Team Specialist.

2023 (SAGINAW VALLEY STATE)

Played in 11 games as a junior at Saginaw Valley State ... Punted 47 times for 1,898 yards - an average of 40.4 yards per punt ... Boasts a career-long punt of 69 yards and booted 21 punts inside the 20-yard line.

2022 (SAGINAW VALLEY STATE)

Punted 18 times in 11 games for the Cardinals, totaling 650 yards and averaging 36.1 yards per kick ... Recorded a season-long punt of 57 yards while punting five balls inside the 20.

2021 (SAGINAW VALLEY STATE)

Appeared in all 11 games as a true freshman, primarily at punter ... Had 20 punts for 750 yards for an average of 37.5 yards ... His longest punt of the year was 50 yards, while he landed three punts inside the 20.

HIGH SCHOOL

Prepped at Walled Lake Northern High School in Commerce, Mich. ... Earned all-state honorable mention, first-team all-region and first-team all-conference honors as a senior in 2021.

PLAYERS



MEET THE RED WOLVES

PLAYERS



#52 DEFENSIVE END


GIDEON HERBERT

FRESHMAN • HS
6-3 • 239

RABUN GAP, GA.
RABUN GAP-NACOCHEE HS

HIGH SCHOOL

Graded a 3-star recruit by 247Sports and ESPN ... Led high school squad to a 13-1 record and runner-up finish at the conference championship in 2023 ... As a senior, played in five games and totaled 11 tackles, including five for a loss ... As a junior, led the conference in sacks and tackles for loss ... Earned all-conference honors after recording seven sacks, 13 tackles for loss and 17 quarterback hurries ... Also played soccer, ran track and wrestled over his prep career ... His cousin, Chris Ezeala, played in the NFL for the Baltimore Ravens ... Offered by Appalachian State, Austin Peay, Charlotte, Coastal Carolina, Columbia, Eastern Kentucky, Eastern Michigan, Georgia State, James Madison, Liberty, Miami (OH), Middle Tennessee, Princeton, Samford, South Alabama, Southern Illinois, Troy, Tulane, Western Kentucky and Yale.



#25 LINEBACKER

TJ HILL

FRESHMAN • HS
6-2 • 196

BRADENTON, FLA.
IMG ACADEMY

HIGH SCHOOL

Prepped at IMG Academy in Florida ... Saw time on both sides of the ball as a nickel back defensively and wideout on offense ... Tallied 37 tackles as a senior, including 3.0 sacks.



#0 CORNERBACK

JUSTIN HODGES

SENIOR • 1L
6-2 • 184

FORT LAUDERDALE, FLA.
UCF

2024

Named Phil Steele's Preseason Fourth Team Defense.

2023 (A-STATE)

Saw action in all 13 games in his first season in Jonesboro and earned six starts at cornerback ... Registered 26 tackles with 20 solo stops ... Contributed 1.5 TFL for three

yards including 1.0 TFL against Stony Brook ... Forced first career fumble against Troy that resulted in an Arkansas State recovery.

2022 (UCF)

Racked up 40 tackles in 2022-23 solo ... Recovered a pair of fumbles and secured one interception ... Recorded a season-best five tackles at East Carolina (10/22) and against Georgia Tech (9/24).

2021 (UCF)

Appeared and started the final 10 games of the season at cornerback ... second on the team with seven pass breakups ... totaled 35 tackles, 2.5 tackles for loss, two sacks, and one interception ... Had first career interception, a sack and four tackles against UConn (11/26).

2020 (UCF)

Appeared in seven games with one start at cornerback ... made 3 tackles, 1 tackle for loss, and 4 pass break ups during the regular season ... made collegiate debut against Georgia Tech (9/19) and first career start at cornerback against Memphis (10/17) ... Earned AAC All-Academic Team honors.

HIGH SCHOOL

Had 41 tackles, 26 solo, 6 interceptions and 2 fumble recoveries as a senior in 2019 for Western High School in Fort Lauderdale, Florida ... Led Wildcats to final 9-3 record and Florida 8A regional final before loss to eventual 2019 state champion, Columbus ... Helped Western to No. 7 final regular-season 8A ranking by Associated Press ... Rated No. 14 Broward County senior in preseason South Florida Sun-Sentinel rankings ... Second-team Broward 8A-6A pick in 2018 as junior by Sun-Sentinel ... Made 34 tackles, 27 solo, with 4 interceptions in 2018.

HODGES' CAREER DEFENSIVE STATISTICS

YR	GP	UT	AT	TOT	PD	FR	FF	TFL	SK	INT	QBH
2020	5	3	0	3	4	0	0	1.0	0.0	0	0
2021	10	26	9	35	7	0	0	2.5	2.0	1	0
2022	14	23	17	40	5	2	0	3.0	1.0	1	0
2023	13	20	6	26	5	0	1	1.5	0.0	0	0
Total	42	72	32	104	21	2	1	8.0	3.0	2	0

*2020-22 stats from UCF



MEET THE RED WOLVES

	#86	PUNTER
	BROOK HONORE	
	R-SOPHOMORE • TR 6-0 • 190 MANVEL, TEXAS TEXAS TECH	

HIGH SCHOOL

Transfer from Texas Tech ... Did not see game action in Lubbock ... Selected to the Class 5A All-State second team by the Texas Sports Writers Association (TSWA) ... Was an All-State first team pick by SBLive.com ... Garnered first team All-East Texas honors ... All-Greater Houston first team selection ... Had 38 punts for 1,583 yards (41.7 average) with 20 kicks that landed inside the 20-yard line during senior season ... Manvel was a combined 32-7 overall during his prep career, claiming two regional titles and an area crown during that time.

	#16	CORNERBACK
	DEAUBRY HOOD	
	R-FRESHMAN • 1L 5-11 • 185 HARKER HEIGHTS, TEXAS HARKER HEIGHTS HS	

2023

Arkansas State Athletic Director's Honor Roll member ... Appeared in one game against Texas State ... Redshirted.

HIGH SCHOOL

Three-star recruit by 247Sports, which ranks him as the No. 132 cornerback nationally ... Played primarily at corner, but also provided help in the return game and on offense ... Helped Harker Heights to a 12-2 record and the Texas 6A D-II Region I championship game ... Racked up 79 tackles (5 for loss), three interceptions, a forced fumble and a blocked punt as a senior ... Finished his junior year with 43 tackles and four picks, helping the Knights to a 9-2 mark and Texas 6A D-I first-round playoff appearance ... Track and field standout who was a Texas 6A regional qualifier in the 100 meters as a junior with a time of 10.33 ... Also offered by Navy.

	#4	WIDE RECEIVER
	MALIK HORNSBY	
	R-JUNIOR • TR 6-2 • 198 MISSOURI CITY, TEXAS TEXAS STATE/ARKANSAS	

2023 (TEXAS STATE)

As a junior with Texas State, played in seven games as a backup quarterback ... Was 8-of-15 passing for 83 yards ... Had 35 rush attempts for 229 yards and six scores.

2020-22 (ARKANSAS)

Over his three-year career at Arkansas, played in 16 games, including a start against LSU in 2022 ... Was 18-of-39 passing for 314 yards and one touchdown in his time at Arkansas ... Also rushed for 307 yards on 57 attempts with one rushing score.

HIGH SCHOOL

Four-star prospect out of Fort Bend Marshall High School according to 247Sports and ESPN ... Slotted at No. 228 in ESPN's Top 300 ... Rated as the No. 5 dual-threat quarterback in the country and 14th overall player in the state of Texas by 247 ... Led team to back-to-back state championship games in 2018 and 2019 ... 25-3 record as a starting quarterback in high school ... Totaled more than 5,000 yards of total offense in two years and scored 82 touchdowns against four interceptions in his time at Fort Bend Marshall.

	#76	OFFENSIVE LINE
	TRASON HUNT	
	FRESHMAN • HS 6-5 • 290 BENTONVILLE, ARK. BENTONVILLE HS	

HIGH SCHOOL

Finalist for the 2023 Farm Bureau Offensive Lineman of the Year ... Two-time 7A All-State ... Helped Bentonville finish as 7A State Runner-Up the last two seasons ... Named Brandon Bulsworth Foundation Player of the Game in the 2023 state title contest ... Also offered by Central Arkansas, Colorado State, Missouri State and North Texas.

PLAYERS



MEET THE RED WOLVES

PLAYERS



#48	DEFENSIVE END
RYAN ISENHART	
FRESHMAN • HS	
6-4 • 226	
MISSION VIEJO, CALIF.	
CAPISTRANO VALLEY HS	

HIGH SCHOOL

Prepped at Capistrano Valley High School ... Earned Division 4 All-CIF Southern Section honors as a senior in 2023 ... Tallied 40 tackles and 8.5 sacks ... Registered 11 QB hurries along with three pass deflections ... On offense, scored a pair of touchdowns receiving ... Invited to the Offense-Defense All-American Bowl in Bradenton, Fla.



#21	CORNERBACK
BRADEN JACKSON	
FRESHMAN • HS	
6-0 • 181	
GULF SHORES, ALA.	
GULF SHORES HS	

HIGH SCHOOL

Rated as a 3-star cornerback by 247Sports and Rivals ... Helped lead the Dolphins to a 15-0 record and 5A state title ... Tallied 35 tackles, including 3.0 tackles for loss in 2023 ... Picked off six passes, returning three for touchdowns, and blocked three punts ... On offense, tallied 378 yards receiving and five touchdowns ... As a junior, recorded 47 stops (34 solo) with a 91-yard interception returned for a touchdown, while racking up 449 yards and four scores as a receiver ... Chose A-State over offers from Indiana, Liberty, N.C. State, Troy and Tulane.



#9	WIDE RECEIVER
COURTNEY JACKSON	
R-SENIOR • 1L	
5-11 • 189	
MONROEVILLE, PA.	
SYRACUSE	

2024

Named Athlon Sports Preseason First Team Offense, All-Sun Belt Conference and Phil Steele's Preseason Second Team Offense, and Phil Steele's and Athlon Sports Preseason Second Team Specialists.

2023

Sun Belt Conference Honorable Mention at wide receiver ... Hauled in 689 receiving yards on 39 catches with a team-leading seven touchdowns

... Had a long catch of 60 yards against Southern Miss ... Also scored two touchdowns against the Golden Eagles ... Posted first 100-plus yard receiving game at Arkansas State against Texas State ... Was also the team's punt return specialist, finishing the year with 16 punt returns for 161 yards including a 60 yard touchdown at Marshall ... The 60 yard punt return was the longest for Arkansas State this season ... Tallied one tackle at South Alabama. Arkansas State Athletic Director's Honor Roll member.

SYRACUSE

Saw action in 36 career games over four seasons for Syracuse, earning a redshirt in 2019 ... Hauled in 63 career catches for 662 yards ... Caught 15 passes for 201 yards in 2021, averaging 13.4 yards per reception ... Led the Orange in receptions in 2021 with 37 for 389 yards, earning a spot on Pro Football Focus' All-ACC Team ... The team's primary return man for the last four weeks, returning three punts for 110 yards (36.7/return) and one touchdown ... Appeared in all 11 games as a slot receiver in 2020, catching 10 balls for 69 yards ... Three-time SU Athletic Director's Honor Roll selection.

HIGH SCHOOL

Rated as ESPN's No. 67 wide receiver in the class of 2019 and 5th-best overall prospect from Pennsylvania ... No. 100 athlete in the country and 25th-best player in Pennsylvania by 247Sports ... Ranked by Rivals as the No. 26 prospect in the state ... Three-time First Team All-WPIAL 5A Big East Conference pick ... Two-time all-state selection ... Twice named to the Post-Gazette's "Fabulous 22" list ... Named to the 2018 American Family Insurance All-USA Pennsylvania Second Team by USA Today as a defensive back ... Helped Gateway High School to a combined 26-3 record in his final two seasons ... Caught 153 passes for 3,015 yards (19.7 per catch) and 47 touchdowns in his career ... Had 96 grabs for 1,916 yards and a state-best 24 scores as a junior, including 15 catches for 264 yards and three TDs in the PIAA state semifinal game ... Hauled in 40 passes for 925 yards and 20 touchdowns as a senior ... Two-time team captain ... Also played basketball, earning first-team all-conference honors at guard, and ran track.



MEET THE RED WOLVES

JACKSON'S CAREER RECEIVING STATISTICS

YR	GP	NO	YDS	AVG/C	TD	LG	REC/G	AVG/G
2019	1	1	3	3.0	0	3	1.0	3.0
2020	11	10	69	6.9	0	15	0.9	6.3
2021	12	37	389	10.5	3	29	3.1	32.4
2022	12	15	201	13.4	1	25	1.2	16.7
2023	13	39	689	17.7	7	60	3.0	53.0
Total	49	102	1351	13.2	11	89	2.1	27.6

*2019-22 stats from Syracuse



#33 **LINEBACKER**

CAM JEFFERY

SENIOR • 2L
5-11 • 199

TUSCALOOSA, ALA.
AMERICAN CHRISTIAN ACADEMY

2023

Appeared in eight games ... Finished the year with 35 total tackles including a season-high nine tackles at Marshall ... Contributed 4.0 TFL for 17 yards and 1.0 sacks for six yards ... Registered his sack against Louisiana ... Had at least 0.5 TFL in five games ... Posted three quarterback hurries.

2022

Appeared in all 12 games with starts in three of them ... Tallied 24 total tackles with 14 solo stops ... Responsible for 0.5 TFL for one yard ... Had a pass breakup in the season opener against Grambling ... Had a career-high nine tackles against James Madison ... Recorded 21 tackles in a three-game stretch from ULM to at Southern Miss ... Led the Red Wolves in tackles against James Madison.

2021

Appeared in all 12 games as a true freshman for Arkansas State ... Finished with three tackles, including a season-high two against South Alabama.

HIGH SCHOOL

Alabama high-school all-state product who helped lead American Christian Academy to a 12-1 record and the Class 4A semifinals in 2020 ... Finished his senior season with 125 tackles while playing in the secondary ... Saw action on both sides of the ball as a junior, catching 34 passes for 800 yards and 15 touchdowns while also posting 29 tackles and four interceptions ... Listed as a 3-star prospect by Rivals, which also ranks him as the No. 59 safety in the nation and No. 31 overall player in the state of Alabama ... 3-star recruit by 247Sports, listing him as the No. 36 athlete in the country and No. 19 overall

JEFFERY'S CAREER DEFENSIVE STATISTICS

YR	GP	UT	AT	TOT	PD	FR	FF	TFL	SK	INT	QBH
2021	12	1	2	3	0	0	0	0.0	0.0	0	0
2022	12	14	10	24	1	0	0	0.5	0.0	0	0
2023	8	18	17	35	0	0	0	4.0	1.0	0	3
Total	32	33	29	62	1	0	0	4.5	1.0	0	3



#40 **DEFENSIVE LINE**

IAN JEFFRIES

R-FRESHMAN • RS
6-4 • 288

SOUTHAVEN, MISS.
SOUTHAVEN HS

2023

Arkansas State Athletic Director's Honor Roll member...Participated in three games with 32 total snaps ... Redshirted.

HIGH SCHOOL

Three-star prospect by On3, 247Sports and ESPN, while being rated as a 2-star by Rivals ... Tabbed by ESPN as the No. 102 defensive tackle and 31st-ranked player in the state of Mississippi ... Rated as the No. 32 overall player in the Magnolia State by 247Sports and the 154th-ranked defensive lineman nationally ... On3's 33rd-ranked Mississippi prospect and No. 191 defensive tackle ... 2022 Commercial Appeal Dandy Dozen member ... Helped Southaven to a 10-0 regular-season mark and district title ... Owned Power-5 offers from Illinois and Indiana, as well as offers from Liberty and Georgia State.

PLAYERS



MEET THE RED WOLVES

PLAYERS



#41	SAFETY
JERROD JOHNSON	
R-FRESHMAN • RS 5-10 • 175	
LAKELAND, FLA. LAKELAND HS	

2023

Arkansas State Athletic Director's Honor Roll member...Did not see game action.

HIGH SCHOOL

Two-way player getting snaps at DB and RB ... Totaled 78 tackles, 6 INT, 4 PBU and 4 FF on defense while racking up 816 yards of offense (705 rushing, 111 receiving) and 13 rushing touchdowns in 2021 ... Also returned a pick for a score and blocked a field goal ... Helped Bloodhounds go 9-4 and make Florida's 6A playoffs as a junior.



#11	WIDE RECEIVER
ADAM JONES	
R-SENIOR • 2L 6-2 • 187	
KNOXVILLE, TENN. CENTRAL MICHIGAN	

2023

Arkansas State Athletic Director's Honor Roll member...Appeared in 11 games ... Earned his first career start against Memphis ... Posted his first career 100-plus yard receiving game with 105 yards on three catches and a touchdown at UMass .. Finished the year with 195 receiving yards on 11 catches ... Had a season-high three catches, twice, at UMass and at South Alabama ... Averaged 17.7 yards per reception.

2022

Arkansas State Athletics Director's Honor Roll member ... Appeared in 10 games for the Red Wolves with four starts ... Hauled in 167 yards on 16 receptions ... Responsible for multiple catches in five games with a career-high four receptions at Old Dominion for 39 yards ... Had a long reception of 25 yards at Ohio State.

2021

Saw action in 10 games for Arkansas State ... Pulled in 194 receiving yards on 14 catches ... Had a long reception of 32 yards at ULM ... Finished with a season-high 47 receiving yards at Georgia Southern ... Had three multi-catch games ... Scored a touchdown against Memphis ... Mid-year transfer who participated in A-State's

2021 spring camp ... Arkansas State Athletics Director's Honor Roll member.

CENTRAL MICHIGAN

Spent two seasons at Central Michigan before transferring to Arkansas State ... Appeared in all six of the team's games in 2020, but didn't record any stats ... Saw action in four games as a true freshman in 2019 before redshirting the season . . . Caught one pass for eight yards.

HIGH SCHOOL

Varsity football letterman at Knoxville Catholic HS.

PERSONAL

Son of Arkansas State Head Football Coach Butch Jones and Barb Jones.

JONES' CAREER RECEIVING STATISTICS								
YR	GP	NO	YDS	AVG/C	TD	LG	REC/G	AVG/G
2019	4	1	8	8.0	0	8	0.3	2.0
2020	6	0	0	0.0	0	0	0.0	0.0
2021	10	14	194	13.9	1	32	1.4	19.4
2022	10	16	167	10.4	0	25	1.6	16.7
2023	11	11	195	17.7	1	55	1.0	17.7
Total	41	42	564	13.4	2	55	1.0	13.8

*2019-20 Stats from Central Michigan



#22	DEFENSIVE END
JAYDEN JONES	
R-JUNIOR • TR 6-5 • 262	
DALLAS, TEXAS SMU	

2023 (SMU)

Appeared in 10 games as a sophomore ... Recorded five total tackles (2 solo).

2022 (SMU)

Played in 10 games his rookie season ... Registered 11 tackles (7 solo), including two tackles for loss ... Added a forced fumble and three QB hurries.

HIGH SCHOOL

Three-star recruit by 247Sports, Rivals and ESPN ... First Team All-State ... Helped Paris Episcopal to a TAPPS Division I state title in 2020 ... First Team All-State selection as a defensive end and second-team performer at tight end at Arlington Pantego Christian in 2019 ... Registered 82 tackles, including 21 TFLs and 15 sacks ... Added a pair of fumble recoveries ... Named second-team All-State and honorable mention All-State in basketball and competed in track and field.



MEET THE RED WOLVES

JONES' CAREER DEFENSIVE STATISTICS

YR	GP	UT	AT	TOT	PD	FR	FF	TFL	SK	INT	QBH
2022	10	2	3	5	0	0	0	0.0	0	0	0
2023	10	7	4	11	0	0	1	2.0	0	0	3
Total	20	9	7	16	0	0	1	2.0	0	0	3

*Stats from SMU



#6 CORNERBACK

DONTAY JOYNER

SOPHOMORE • HS
6-0 • 174

LAKELAND, FLA.
LAKELAND HS

2023

Played in 12 games as a true freshman ... Finished the year with 19 tackles ... Had three tackles at Oklahoma in his collegiate debut ... Recorded a career-high five tackles at Marshall.

HIGH SCHOOL

Three-star recruit by 247Sports, On3 and ESPN ... Rated by Rivals as a 2-star prospect ... Helped Lakeland High School to a state title as a senior in Florida's second-highest classification, leading the Dreadnaughts to a perfect 14-0 ledger ... Rated by ESPN as the 130th-ranked safety in the nation and 230th overall in the state of Florida ... Ranked as the No. 138 safety nationally by 247Sports ... Tabbed by On3 as the No. 167 safety in the country ... No. 11 in The Ledger's Super 16 selections in 2022 ... Totaled 79 tackles, seven interceptions and four pass break-ups in 2021 at safety for Lakeland ... Received offers from Coastal Carolina, FIU, James Madison, Marshall, Toledo, USF and others.

JOYNER'S CAREER DEFENSIVE STATISTICS

YR	GP	UT	AT	TOT	PD	FR	FF	TFL	SK	INT	QBH
2023	12	12	7	19	0	0	0	0	0	0	0



#44 TIGHT END

BEN KARLSSON

FRESHMAN • HS
6-5 • 243

SOUTHLAKE, TEXAS
SOUTHLAKE CARROLL HS

HIGH SCHOOL

Prepped at Southlake Carroll High School ... Second Team District 4-6A selection ... Helped the Dragons go 14-2 in 2023 and reach the state semifinals ... In the classroom, garnered UIL Academic All-State honorable mention.



#31 LINEBACKER

RJ KELLY

R-FRESHMAN • RS
6-1 • 234

LAKELAND, FLA.
LAKELAND HS

2023

Did not see game action ... Redshirted.

HIGH SCHOOL

Three-star recruit by 247Sports, On3 and Rivals ... Ranked by 247Sports as the No. 145 linebacker nationally and No. 245 overall in the state of Florida ... Helped Lakeland High School to a state title and unbeaten 14-0 record in Florida's second-highest classification ... Played his junior season at Lakeland Kathleen High School, totaling 84 tackles with two interceptions and a sack, earning first-team All-County by The Ledger ... Also held offers from Eastern Michigan, Charlotte, Florida Atlantic, James Madison, Marshall, Navy, Wake Forest and others.



#39 SAFETY


KANON LARUSSO

FRESHMAN • HS
6-2 • 182

EADS, TENN.
BRIARCREST CHRISTIAN SCHOOL

HIGH SCHOOL

Prepped at Briarcrest Christian School ... Named All-Metro by the Daily Memphian ... Tabbed TSSAA Division 2AAA All-Region.



#84 WIDE RECEIVER

REED LINDER

SOPHOMORE • HS
5-10 • 181

MEMPHIS, TENN.
BRIARCREST CHRISTIAN HS

2023

Arkansas State Athletic Director's Honor Roll member...Appeared in 12 games on special teams ... Recorded a punt return for three yards against Southern Miss ... Finished with three tackles, one against Memphis, at UMass and against Texas State ... Blocked a punt in the first quarter vs. Southern Miss.

HIGH SCHOOL

Three-sport athlete from Briarcrest Christian High School, competing in football, baseball, and lacrosse ... A member of the varsity squad all four years ... Had a career-high 890 receiving

PLAYERS



MEET THE RED WOLVES

PLAYERS

yards as a junior and finished his season campaign with 884 receiving yards ... Had 14 touchdowns during his career and a long reception of 78 yards ... Finished varsity career with 1,881 receiving yards on 121 receptions ... Was also a return specialist as a senior, tallying 12 punt returns for 184 yards and 354 kickoff return yards.




#23 WIDE RECEIVER
TAKARE LIPSCOMB
SOPHOMORE • HS
6-0 • 179
CARROLLTON, GA.
CARROLLTON HS

2023

Arkansas State Athletic Director's Honor Roll member...Saw action in 12 games as a true freshman, primarily on special teams ... Recorded two tackles, one at UMass and at Marshall.

HIGH SCHOOL

Consensus 3-star recruit by the four major recruiting sites ... Ranked by ESPN as the No. 185 wide receiver in the nation ... Helped Carrollton to the state final in 2022, being named First Team All-Region by The Atlanta Journal-Constitution ... Part of four region championship squads ... Hauled in 46 catches for 775 yards and eight touchdowns as a senior ... Caught 45 passes for 727 yards and seven touchdowns as a junior in 2021, helping Carrollton go 12-2 in Georgia's 6A classification ... Offered by Appalachian State, Coastal Carolina, Georgia Southern, Georgia State, Pittsburgh, Western Kentucky and others.



#87 TIGHT END
TYLER LITTLE
SOPHOMORE • 1L
6-4 • 242
GALENA, KAN.
GALENA HS

2023

Appeared in 12 games, seeing action at tight end and on various special teams units ... Did not record any statistics.

HIGH SCHOOL

Three-star prospect by 247Sports, listed as the 13th-ranked player in the state of Kansas and No. 78 tight end nationally ... Multiple-time all-

state honoree ... Unanimous first-team All-CNC wide receiver as a senior ... Versatile player who started at offensive line as a freshman before seeing time at tight end, wide receiver, fullback, running back, defensive end and linebacker throughout his tenure ... Helped the Bulldogs reach the second round of the state playoffs ... Also offered by Eastern Michigan, Air Force, Buffalo, New Mexico State, UTEP and others.



#7 CORNERBACK
JORDAN MAHONEY
SENIOR • TR
6-0 • 183
ROCK HILL, S.C.
UMASS

2024

Named Athlon Sports Preseason Fourth Team Defense.

2023 (UMass)

Saw action in eight games as a junior ... Had 20 solo tackles, 29 total tackles, 1.5 TFL for two yards, a forced fumble and three pass breakups.

2022 (UMass)

Played in 12 games as a sophomore, recording 42 tackles, 3.0 TFL, three forced fumbles, three fumble recoveries, three interceptions and six pass breakups ... Was named to Phil Steele's 2022 All-Independent Team as a first team cornerback ... Earned Pro Football Network All-Independent Team honors as a second team cornerback ... One of five FBS players with a pick six and a scoop-and-score in 2022.

2021 (UMass)

Appeared in 11 games as a true freshman ... finished the 2021 campaign with 29 total tackles and three pass breakups.

HIGH SCHOOL

Rated a 3-star defensive back according to ESPN out of high school ... Was also rated a top-50 recruit in the state of South Carolina by 247Sports.com ... As a senior, had 33 tackles, nine pass breakups, two interceptions and two forced fumbles ... Originally fielded offers from Akron and Benedict College.



MEET THE RED WOLVES

MAHONEY'S CAREER DEFENSIVE STATISTICS												
YR	GP	UT	AT	TOT	PD	FR	FF	TFL	SK	INT	QBH	
2021	11	16	13	29	3	0	0	0.0	0.0	0	0	
2022	12	28	14	42	6	3	3	3.0	0.0	3	0	
2023	8	20	8	29	3	0	1	1.5	0.0	0	0	
Total	31	64	35	100	12	3	4	4.5	0.0	3	3	

*Stats from UMass



#35 CORNERBACK

SPENCER MAKELL

FRESHMAN • HS

6-2 • 165

CHARLOTTE, N.C.

PROVIDENCE HS

HIGH SCHOOL

Prepped at Providence High School ... Selected to play in the Queen City Senior Bowl on the East team ... Named SW4A All-Conference in 2023 ... Tallied 32 tackles (17 solo) and 2.5 tackles for loss, while intercepting a pair of passes with one returned for a touchdown ... Broke up 26 passes as a senior, only allowing seven catches all season to opposing wideouts.



#45 DEFENSIVE TACKLE

NATE MARLEY

SENIOR • TR

6-1 • 288

ORLEANS, ONTARIO, CANADA

PRINCETON

2024

Named All-Sun Belt Preseason First Team Defense, and Athlon Sports Preseason Second Team Defense.

2023

Saw action in all 13 games in his first season in Jonesboro with 10 starts at defensive tackle ... Ranked 17th in the Sun Belt Conference by PFF among defensive tackles with a defensive grade of 61.2 ... Ranked sixth in the PFF rankings among SBC players, 44th among the Group of Five, with a pass rush grade of 65.0 ... His 17 quarterback pressures ranked ninth among SBC players and 38th among the Group of Five ... Among defensive tackles, his six sacks ranked third in the SBC, tied for sixth-most in the Group of Five and 13th nationally ... Part of a defensive line that made significant strides from a year ago, improving from 12.7 to 14.5 pressures per game, 19 to 42 hits per game and 102 to 121 pass rushes per game ... Was third on the team with 9.0 TFL for 34 yards and second on the squad with 6.0 sacks for 29 yards ... Posted

37 tackles with 14 solo stops ... Had a career-high eight tackles at ULM ... Finished with a career-high 3.5 TFL and 2.0 sacks at South Alabama ... Recorded four total quarterback hurries including a season-high three at ULM.

PRINCETON

Appeared in every game in 2022 ... Contributed 25 tackles, 4.5 for loss and 2.5 sacks ... Corralled five stops vs. Harvard ... Contributed seven tackles vs. Brown ... Recovered a fumble at Stetson ... Snagged a sack vs. Lehigh ... As a true freshman, appeared in four games ... Had eight tackles ... Recorded a season-best four tackles vs. Stetson.

HIGH SCHOOL

First-Team All-New England and All-Central New England ... Team Defensive Player of the Year ... Senior captain ... Nabbed eight sacks as a junior ... Honors in English and History.

MARTEY'S CAREER DEFENSIVE STATISTICS												
YR	GP	UT	AT	TOT	PD	FR	FF	TFL	SK	INT	QBH	
2023	13	14	23	37	0	0	0	9.0	6.0	0	4	



#98 DEFENSIVE TACKLE

ALEX MARTIN

FRESHMAN • HS

6-2 • 291

LITTLE ROCK, ARK.

PARKVIEW HS

HIGH SCHOOL


Graded a 3-star recruit by 247Sports.com and On3 ... Tabbed the No. 19 defensive lineman in the state of Arkansas ... Also offered by UAPB, Austin Peay, Cincinnati, Jackson State, Kansas State, Memphis and others ... Two-time Class 5A state champion in 2022 and 2023 ... Collected four solo stops against Shiloh Christian in the Class 5A State Championship game ... As a junior, hauled in 51 tackles, nine TFL, five sacks, two forced fumbles and a recovered fumble on defense ... Two-time Class 5A all-state selection as an offensive and defensive lineman ... Three-year starter at Parkview High School.

PLAYERS



MEET THE RED WOLVES

PLAYERS



#6 QUARTERBACK

TIMMY MCCLAIN

R-JUNIOR • TR
6-1 • 192

SANFORD, FLA.
UCF / USF

2023 (UCF)

Played in seven games with three starts, completing 64 of 102 passes (62.7 percent) for 1,065 yards ... Tossed nine touchdowns to just three interceptions ... Completed a season-best 20 of 28 for a career-high 321 yards against Villanova (9/16) ... Threw a career-best three touchdown passes at Kansas State (9/23).

2022 (UCF)

Redshirted after transferring from South Florida.

2021 (SOUTH FLORIDA)

2021 Pro Football Network All-AAC Honorable Mention ... Earned the starting QB job in game 3 and went on to start nine games in 11 games played as a true freshman ... Led USF in passing with 1,888 yards on 145 of 262 (55.3 percent) with a 116.8 rating ... Threw five touchdown passes ... Led the Bulls with 32 explosive plays (29 passing, 3 rushing) ... Fourth on the team in rushing with 238 yards and four scores ... Won his first career start against Florida A&M (9/18), passing for 163 yards and a touchdown along with 51 yards rushing ... Passed for a season-high 289 yards on 22-of-46 with two touchdowns through the air and 46 yards with a score on the ground against Houston (11/6) ... Threw for 245 yards and recorded a career-long 80-yard touchdown strike versus second-ranked Cincinnati (11/12).

HIGH SCHOOL

Rated as a three-star recruit by 247Sports, Rivals and Scout out of Seminole High School ... No. 21 on the Rivals.com 2021 dual-threat quarterback list ... Ranked No. 30 on the ESPN 300 2021 top dual-threat quarterbacks list ... Ranked No. 39 on 247Sports' top dual-threat quarterbacks list for 2021 ... Threw for more than 6,351 yards and 68 touchdowns completing 64 percent of his passes and ran for 940 yards and 17 touchdowns, starting every game in his four seasons of high school ... Helped SHS go undefeated (12-0) to the Class 8A state championship and become the first undefeated state championship team in Orlando area history ... Capped his four-year tenure as a starter with a 40-5 record ... As a

senior in 2020, totaled 1,529 passing yards and 16 touchdowns along with 577 rushing yards and 10 touchdowns ... As a junior, led his team to an undefeated regular season and a third-round appearance in the state playoffs ... Completed 64 percent of his passes for 2,314 yards and 25 touchdowns in 11 games as a junior in addition to rushing for 175 yards and five touchdowns ... As a sophomore, threw for 985 yards and 13 touchdowns through six games ... As a freshman, threw for 1,523 yards and 14 touchdowns with just one interception in 150 attempts.

MCCLAIN'S CAREER PASSING STATISTICS

YR	GP	EFF	C-A-I	YDS	TD	LG	PCT	AVG/G
2021	11	116.83	145-262-7	1888	5	80	.553	171.6
2022	0	0.0	0-0-0	0	0	-	.000	0.0
2023	7	173.7	64-102-3	1065	9	69	.623	152.1
Total	18	132.76	209-364-10	2953	14	80	.574	164.1

MCCLAIN'S CAREER RUSHING STATISTICS

YR	GP	NO	YDS	AVG/R	TD	LG	AVG/G
2021	11	123	238	1.9	4	27	21.64
2022	0	0	0	0.0	0	-	0.0
2023	7	42	104	2.5	1	39	14.9
Total	18	165	341	2.1	5	39	18.94

*2021 stats from USF, 2023 stats from UCF



#13 TIGHT END

MILLER MCCRUMBY

JUNIOR • 2L
6-3 • 228

MOUNT PLEASANT, TEXAS
MOUNT PLEASANT HS

2023

Arkansas State Athletic Director's Honor Roll member...Saw action in 12 games with starts in the final five games ... Hauled in 129 yards on 14 catches ... Had a season-high 30 receiving yards at Marshall ... Finished with three multi-catch performances.

2022

Arkansas State Athletics Director's Honor Roll member ... Appeared in five games ... Had one catch for nine yards at Ohio State.

HIGH SCHOOL

Midyear signee who participated in A-State's 2022 spring camp ... Consensus 3-star prospect by 247Sports.com, Rivals.com and ESPN.com ... Listed as the No. 36 tight end in the nation and No. 104 overall player in the state of Texas according to 247Sports' composite ratings ... Tabbed First Team All-District 9-5A




MEET THE RED WOLVES

PLAYERS

and Academic All-State as a senior ... Helped lead Mount Pleasant to the Texas high school state playoffs in 2021 ... As a junior, posted 25 receptions for 375 yards and 4 TDs ... Finished sophomore season with six receptions for 140 yards ... Three-sport athlete who also lettered in basketball and track & field ... Also recruited by schools such as Texas Tech, Colorado State, Kansas, Louisiana, Rice and New Mexico.

McCRUMB'S CAREER RECEIVING STATISTICS								
YR	GP	NO	YDS	AVG/C	TD	LG	REC/G	AVG/G
2022	5	1	9	9.0	0	9	0.2	1.8
2023	12	14	129	9.2	0	21	1.2	10.8
Total	17	15	138	9.2	0	21	0.9	8.1



#78 OFFENSIVE LINE
RILEY MCGEHEE
 FRESHMAN • HS
 6-6 • 298
 NEW HOPE, ALA.
 NEW HOPE HS

HIGH SCHOOL

Named honorable mention Class 4A All-State, the first player from New Hope to earn such accolades since 2018 ... Tabbed Region 8 offensive lineman of the year ... Also played basketball in high school ... Chose A-State over Cornell, Navy, Samford and Troy.



#0 QUARTERBACK
AARON MCLAUGHLIN
 R-JUNIOR • TR
 6-5 • 234
 CUMMING, GA.
 JACKSONVILLE STATE/NC STATE

2023 (JACKSONVILLE STATE)

Did not see action.

2022 (JACKSONVILLE STATE)

Appeared in eight games, completing 11-of-22 passes for 149 yards.

2021 (NC STATE)

Saw reserve action in a pair of games as a true freshman for North Carolina State, redshirting.

HIGH SCHOOL

Four-star prospect by 247Sports and ESPN out of Denmark High School in Cumming, Ga. ... Ranked No. 51 in ESPN's top 300 recruits ... Rated as the No. 9 quarterback nationally by ESPN and the No. 6 recruit in Georgia ... Ranked as the No. 19 QB nationally and No. 39 player in Georgia by

247Sports.com ... Finished his career with 7,637 yards, 101 touchdowns and a record of 33-11 as a starting quarterback ... In nine games as a senior, completed 107-of-184 passes for 1,505 yards and 21 scores ... Also rushed 131 times for 652 yards and six scores ... His junior season saw him complete 134-of-220 passes for 2,018 yards and 17 touchdowns.

MCLAUGHLIN'S CAREER PASSING STATISTICS

YR	GP	EFF	C-A-I	YDS	TD	LG	PCT	AVG/G
2022	8	88.7	11-22-2	149	0	40	.50	18.6

MCLAUGHLIN'S CAREER RUSHING STATISTICS


YR	GP	NO	YDS	AVG/R	TD	LG	AVG/G
2022	8	24	74	3.1	0	23	9.3



#67 OFFENSIVE LINE
GRAHAM MCELLELAND
 FRESHMAN • HS
 6-3 • 270
 RABUN GAP, GA.
 RABUN GAP-NACOCHEE HS

HIGH SCHOOL

Prepped at Rabun Gap-Nacoochee High School ... 2023 First Team All-Conference ... Helped his team go 13-1 on the year and finish ranked among the top 55 nationally, with the lone loss coming in the NCISAA state championship game.



#19 QUARTERBACK
TY MILLER
 FRESHMAN • HS
 6-1 • 200
 MOCKSVILLE, N.C.
 DAVIE COUNTY HS

HIGH SCHOOL

Prepped at Davie County High School ... Two-time all-conference selection ... Totaled 40 touchdowns (30 passing, 10 rushing) as a senior ... Complete 229 of 385 passes for 3,131 yards ... As a junior, passed for 2,187 yards and completed 182 of 310 passes with 24 touchdowns ... Also rushed for 518 yards and four scores as a junior.



MEET THE RED WOLVES

PLAYERS



#80 WIDE RECEIVER

JADEN MILLINER

R-JUNIOR • 1L
5-10 • 192

PENSACOLA, FLA.
ESCAMBIA HS

2022

Arkansas State Athletics Director's Honor Roll member ... Saw action in three games ... Pulled in two catches for 26 yards ... Had a long reception of 18 yards at Ohio State.

2021

Arkansas State Athletic Director's Honor Roll member ... Did not see game action ... Redshirted.

HIGH SCHOOL

Varsity football letterman at Escambia High School, helping lead the team to a 9-1 record his senior season ... Recorded 42 receptions for 586 yards and six touchdowns in 2020 ... Class 6A All-State selection as an honorable mention pick.

MILLINER'S CAREER RECEIVING STATISTICS

YR	GP	NO	YDS	AVG/C	TD	LG	REC/G	AVG/G
2023	3	2	26	13.0	0	18	0.7	8.7



#23 LINEBACKER

DANE MOTLEY

R-SENIOR • 4L
5-11 • 221

ALPHARETTA, GA.
ALPHARETTA HS

2023

Appeared in all 13 games ... Had a career-high 11 tackles in the Camellia Bowl against Northern Illinois ... Finished the season with 26 tackles ... Had his first career interception against Texas State and returned it for a 50 yard touchdown ... Recorded a pass break up at Marshall.

2022

Played in 12 games for the Red Wolves ... Finished the year with 19 tackles including six solo stops ... Had back-to-back games with 0.5 TFL, bringing his season total to 1.0 TFL for four yards ... Registered 0.5 sacks against Memphis ... Recovered a fumble and returned it for a touchdown at Louisiana ... Had six multi-tackle performances with a career-high six tackles at Southern Miss.

2021

Appeared in nine games with five starts ... Finished the season with 13 tackles ... Posted first TFL of the season at Tulsa for eight yards ... Had five multi-tackle games with a career-high four tackles at Tulsa.

2020

Played in three games on special teams and in a reserve role at linebacker, posting two tackles (one solo) on the year ... Both tackles, including a half-tackle for loss, were recorded against South Alabama ... Arkansas State Athletics Director's Honor Roll member.

2019

Redshirted ... Athletics Director's Honor Roll member.

HIGH SCHOOL

Four-year varsity letterman ... North Georgia Touchdown Club's Alpharetta HS Player of the Year ... Named 1st Team 7-6A All-Region at linebacker as a senior and claimed 2nd Team honors as a junior ... Received the team's "Outstanding Defensive Player Award" ... Team captain ... Selected to the GACA North/South All-Star Classic ... Recorded 77 tackles, 4 fumble recoveries, 1 interception and 13 pass break-ups during his senior season ... Helped lead the Raiders to the state playoffs three times in 2016, 2017 and 2018 ... The 2017 team were region champions and state quarterfinalists ... 3-star recruit by both 247Sports and ESPN ... ESPN's No. 112 safety in the nation and No. 146 player in the state of Georgia ... 247Sports' composite rankings list Motley as the No. 168 outside linebacker in the nation and No. 214 overall player in Georgia ... 2-star recruit by Rivals ... Also recruited by school such as Appalachian State, North Carolina, NC State, Ball State, Buffalo, Georgia Southern, Georgia State and Coastal Carolina.

MOTLEY'S CAREER DEFENSIVE STATISTICS

YR	GP	UT	AT	TOT	PD	FR	FF	TFL	SK	INT	QBH
2020	3	1	1	2	0	0	0	0.5	0.0	0	0
2021	9	3	10	13	0	0	0	0.5	0.0	0	0
2022	11	6	13	19	0	1	1	1.0	0.5	0	0
2023	13	13	13	26	1	0	0	0.0	0.0	1	1
Total	36	23	37	60	1	1	1	2.0	0.5	1	1



MEET THE RED WOLVES

	#52	OFFENSIVE LINE
	MASON MYERS	
	R-FRESHMAN • RS 6-4 • 293 MOODY, ALA. MOODY HS	

2023

Made an appearance against Texas State ... Recorded six snaps at left guard ... Redshirted.

HIGH SCHOOL

Unanimous 3-star recruit by On3, 247Sports, ESPN and Rivals ... Ranked by On3 as the No. 60 player in the state of Alabama and No. 129 offensive tackle in the nation ... Played in the North/South All-Star Game ... Tabbed Second Team 5A All-State by the Alabama Sports Writers Association ... Helped offense shatter the school's single-season scoring record by 110 points and win the program's first playoff game since 2004 ... Tabbed by ESPN as the 53rd-ranked player in Alabama and No. 130 offensive tackle ... Offered by Army, Georgia Tech and Tulane.

	#75	OFFENSIVE LINE
	EJ NDOMA-OGAR	
	R-JUNIOR • TR 6-3 • 323 ALLEN, TEXAS MISSOURI/OKLAHOMA	

2020-23 (MISSOURI/OKLAHOMA)

Has 19 career appearances, including two starts, playing at Missouri (2021-23) and Oklahoma (2019) ... Per PFF, has allowed three quarterback pressures in 283 career snaps ... In 2023, made appearances in five games for Missouri playing at left guard and right guard ... Played 104 snaps primarily at right guard over six games and two starts in 2022 for the Tigers ... Logged 130 snaps at right guard in 2021 at Missouri in four appearances ... In 2019 with Oklahoma, played in four games at left guard.

HIGH SCHOOL

4-star recruit by 247Sports.com and ESPN in the class of 2020 ... 3-star prospect by Rivals ... All-American Bowl selection ... Rated the No. 217 overall prospect in the 2019 class by 247Sports.com and No. 225 by ESPN ... Touted as the No. 9 offensive guard in the country by ESPN, No. 13 by 247Sports and No. 19 by Rivals ... Ranked as the No. 25 prospect in Texas by 247Sports, No. 31 by ESPN and No. 66 by Rivals ... Two-time first-team All-American.

	#41	DEEP SNAPPER
	DREW NICOLSON	
	SOPHOMORE • TR 6-0 • 226 TEMPE, ARIZ. AKRON	

2023 (AKRON)

Played in 12 games as a freshman at long snapper ... Recorded a solo tackle against Northern Illinois (10/7).

HIGH SCHOOL

Two-year letterwinner at Corona Del Sol High School, where he played long snapper, defensive end and offensive guard ... Two-time all-state honoree in wrestling with one state title.

	#26	SAFETY
	KEMARI NIX	
	FRESHMAN • HS 6-1 • 208 KENNESAW, GA. KELL HS	

HIGH SCHOOL

Rated by 247Sports.com, ESPN and On3 as a 3-star recruit ... Earned a Scout Grade of 75 by ESPN ... Named First Team All-Region as a senior defensive back ... Tallied 21 total tackles with 2.0 TFL ... Had two interceptions in two years including a pick six for 75 yards in 2022 ... Also a dual-threat quarterback for Kell High School ... Threw for 2,133 yards and 21 touchdowns his junior and senior seasons ... Also rushed for 27 touchdowns and 1,367 yards ... Had four 100-plus yard rushing games in 2022 with a fifth one tacked on as a senior in 2023 ... Owned a .742 completion percentage as a senior ... Had a career-long pass of 80 yards in 2023 ... Selected A-State over Liberty, UMass, Missouri, South Carolina and West Virginia.

PLAYERS



MEET THE RED WOLVES

PLAYERS



#79 OFFENSIVE LINE

BAKER NORTH
FRESHMAN • HS
6-3 • 307
MISSION, KAN.
BISHOP MIEGE HS

HIGH SCHOOL

Graded as a 3-star recruit by 247Sports.com ... Versatile member of the offensive and defensive line ... Was a second team Sports in Kansas pick as a junior ... Part of a squad that finished the 2023 campaign with an 8-2 record ... Also was a member of the Bishop Miege wrestling program ... Also received an offer from Fort Hays State and Western Illinois.



#95 DEFENSIVE TACKLE

MICAHIAH OVERTON
SENIOR • TR
6-4 • 304
BEESEMER, ALA.
TEXAS A&M/LIBERTY

2021-23 (TEXAS A&M/LIBERTY)

Spent the last two seasons at Texas A&M appearing in two games for the Aggies ... Earned the Defensive Scout Team award during the 2022 season ... Began collegiate career at Liberty, where he was recruited as a tight end.

HIGH SCHOOL

Rated a 3-star recruit by 247Sports.com out of Bessemer Academy ... Tallied 55 tackles, including 18.0 for loss, and 3.0 sacks as a senior ... Added 16 receptions for 368 yards and five touchdowns in his final season ... Helped Bessemer Academy to a state runner-up title as a sophomore.



#29 SAFETY

JUSTIN PARKS
SENIOR • 2L
6-0 • 197
GARDENDALE, ALA.
GARDENDALE HS

2024

Named Athlon Sports Preseason Fourth Team Defense.

2023

Named to the Wuerffel Trophy Watch List ... Posted 44 tackles for the season ... Recorded a career-high 10 tackles against Coastal Carolina after posting nine tackles at Troy the week prior

... Had four games with at least five tackles ... Finished three pass breakups, one against Stony Brook, Southern Miss and Louisiana.

2022

Arkansas State Athletics Director's Honor Roll member ... Appeared in 11 games with three starts ... Tallied 34 total tackles with 24 solo stops ... Responsible for 1.5 TFL for one yard ... Recorded a TFL in back-to-back games, at Louisiana and South Alabama ... Had eight multi-tackle performances ... Had a career-high six tackles in back-to-back games against UMass and Troy ... Recorded four pass breakups.

2021

Saw action in 10 games ... Registered seven tackles including six solo stops, all in the final four games of the season ... Recovered a fumble against Louisiana ... Had a season-high three tackles, twice, against Appalachian State and at ULM ... Mid-year signee who participated in A-State's spring camp ... Arkansas State Athletics Director's Honor Roll member.

HIGH SCHOOL

3-star recruit by 247Sports and Rivals ... Listed as the No. 68 overall player in the state of Alabama and No. 133 cornerback in the 247Sports composite rankings ... Also recruited by schools such as Appalachian State, FAU, Georgia State, Liberty, Louisiana, Memphis, Middle Tennessee, Southern Miss, South Alabama, Toledo, Troy and UAB.

PARKS' CAREER DEFENSIVE STATISTICS

YR	GP	UT	AT	TOT	PD	FR	FF	TFL	SK	INT	QBH
2021	10	6	1	7	0	1	0	0.0	0.0	0	0
2022	11	24	10	34	4	0	0	1.5	0.0	0	0
2023	12	24	20	44	3	0	0	0.0	0.0	0	0
Total	33	54	31	85	7	1	0	1.5	0.0	0	0



MEET THE RED WOLVES



#2 LINEBACKER
CHRIS PEARSON
SOPHOMORE • TR
6-2 • 201
ORANGE BEACH, ALA.
HOUSTON

2023 (HOUSTON)

Played in 11 games at Houston in 2023 as a true-freshman ... Finished season with four tackles, including two against Oklahoma State.

HIGH SCHOOL

Rated a 3-star prospect out of Orange Beach HS ... Posted 72 tackles and nine sacks as a senior ... Racked up 1,100 return yards on special teams as a senior ... Logged 21 touchdowns and 2,000 all-purpose yards ... Had a 93-yard punt return touchdown against Bayside Academy ... As a junior, helped Orange Beach to the 2A playoffs in the program's second varsity season ... Registered 65 tackles in 2021 with three forced fumbles ... Intercepted four passes and scored three defensive touchdowns ... Totaled 1,095 rushing yards on 120 carries and had 21 total touchdowns as a junior.

PEARSON'S CAREER DEFENSIVE STATISTICS

YR	GP	UT	AT	TOT	PD	FR	FF	TFL	SK	INT	QBH
2023	11	1	3	4	0	0	0	0.0	0.0	0	0



#62 OFFENSIVE LINE
JACOB PEQUENO
FRESHMAN • HS
6-3 • 278
DALLAS, TEXAS
PARISH EPISCOPAL HS

HIGH SCHOOL

Prepped at Parish Episcopal School in Dallas, where he was part of three state championship teams ... Earned TAPPS 6A-Division I Second Team All-District honors on offense as a senior ... Versatile lineman who also played right guard, right tackle and left guard on offense as well as nose tackle on defense.



#93 DEFENSIVE END
CALEN PRESSER
R-FRESHMAN • RS
6-7 • 215
LIBERTY, MO.
LIBERTY NORTH HS

2023

Arkansas State Athletic Director's Honor Roll member ... Did not see game action.

HIGH SCHOOL

Prepped at Liberty North High School ... Racked up 30 tackles (20 solo) and eight tackles for loss in 2023, to go along with three sacks ... Saw time on the offensive side of the ball as a tight end ... Standout javelin thrower for the Eagles in track and field ... Also received interest from Army West Point.



#42 DEFENSIVE END
THOMAS PUHEK
R-FRESHMAN • RS
6-2 • 248
ZEPHYRHILLS, FLA.
CARROLLWOOD DAY HS

2023

Did not see game action.

HIGH SCHOOL

Played his junior and senior seasons at Carrollwood Day High School in the Tampa area ... Selected for the 2022 Hillsborough County All-Star game ... Tallied 23 tackles, including eight for loss, in seven games played as a senior ... Racked up 48 tackles and eight sacks in 2021 ... Also offered by Florida Atlantic, FIU and Utah.



#86 TIGHT END
SKYLAR PURIFOY
FRESHMAN • HS
6-5 • 224
HOT SPRINGS, ARK.
LAKESIDE HS


HIGH SCHOOL

Played wide receiver at Lakeside High School in Hot Springs ... 2023 Class 5A All-State honoree ... Helped the Rams reach the quarterfinals of the 5A state playoffs ... Caught 45 passes for 667 yards and eight touchdowns as a senior, averaging 14.8 yards per reception and 55.6 yards per contest ... Added 482 yards on 38 grabs and five scores as a junior in 2022.



MEET THE RED WOLVES

PLAYERS



#1 QUARTERBACK

JAYLEN RAYNOR

SOPHOMORE • 1L
6-0 • 201

KERNERSVILLE, N.C.
EAST FORSYTH HS

2024

Named All-Sun Belt Conference Preseason Second Team Offense, Phil Steele's and Athlon Sports Preseason Third Team Offense.

2023

Sun Belt Conference Freshman of the Year at quarterback, the first true-freshman quarterback since 2007 to earn the award ... Named to the On3 True-Freshman All-America Team ... Was named to the Davey O'Brien Award Midseason Watch List ... Was the Sun Belt Conference Offensive Player of the Week and earned recognition from multiple national outlets (Davey O'Brien Great 8, Manning Award Star of the Week, 247Sports' True Freshman of the Week and College Football Network's Freshman of the Week) after going 20-for-25 for 383 yards and six touchdowns in the 52-28 win at UMass ... His six touchdown passes tied Justice Hansen's school record and marked the most by a true-freshman since Caleb Williams (Oklahoma) did so in 2021 ... His 287.89 pass efficiency against UMass was the highest of any Sun Belt Conference quarterback over the last 11 seasons against an FBS opponent ... Ranked fourth among Group of 5 quarterbacks and 15th nationally with 8.9 yards per attempt ... Made his debut against Stony Brook and finished with nine rushes for 57 yards ... Earned his first start against Southern Miss, becoming the first A-State true-freshman quarterback starter since 2001 ... He is the only A-State true-freshman quarterback to lead the program to a win in his first career start ... Finished the season going 166-for-285 with 17 touchdowns and a long completion of 68 yards ... Only through seven interceptions for the year ... Also recorded 380 rushing yards on 123 carries with five touchdowns ... Had a long rush of 62 yards against Southern Miss ... Arkansas State Athletic Director's Honor Roll member.

HIGH SCHOOL

Midyear signee who participated in A-State's 2023 spring camp ... Received 3 stars from On3 and 2 stars from Rivals ... Ranked by On3 as the No. 18 player in North Carolina and 26th-best dual-threat quarterback ... Led East Forsyth to a 12-1 record and the third round of the NCHSAA


4A playoffs ... Honorable Mention all-state pick ... Mr. North Carolina Football finalist ... Completed 186 of 285 passes for 2,944 yards with 40 touchdowns to just three interceptions in 2022 ... Also rushed for 1,259 yards on 145 carries and 17 scores ... Scored 32 total touchdowns (19 passing, 13 rushing) as a junior, throwing for 2,304 yards and adding 973 more on the ground ... Earned journalnow.com All-Area First Team and All-Central Piedmont 4A honors ... Offered by Army, Air Force, Navy, UMass and Miami (Ohio).

RAYNOR'S CAREER PASSING STATISTICS

YR	GP	EFF	C-A-1	YDS	TD	LG	PCT	AVG/G
2023	11	325.7	166-285-7	2543	17	68	.58	231.2

RAYNOR'S CAREER RUSHING STATISTICS

YR	GP	NO	YDS	AVG/R	TD	LG	AVG/G
2023	11	123	380	3.1	5	62	34.5



#14 WIDE RECEIVER

MONTEZ REDDING

FRESHMAN • HS
6-2 • 182

JONESBORO, GA.
JONESBORO HS

HIGH SCHOOL

Named to Born to Compete 6A All-State team ... Finished 2023 season with 908 receiving yards on 41 catches and 12 touchdowns ... Recorded 1,133 total all-purpose yards as a senior ... Also added a pick six and one forced fumble ... Selected Arkansas State over Toledo, Troy and USF ... A member of the varsity basketball team earning all-state honors ... Averages nearly 18 points per game as a senior.



#14 SAFETY

JAMES REED III

JUNIOR • 2L
5-11 • 192

NASHVILLE, TENN.
FATHER RYAN HS

2023

Appeared in 12 games with two starts ... Finished with 20 tackles and a TFL ... Registered his tackle for loss in the bowl game against Northern Illinois ... Had a career-high eight tackles at Marshall ... Finished with three multi-tackle performances. Arkansas State Athletic Director's Honor Roll member.

2022

Appeared in 10 games ... Finished with six



MEET THE RED WOLVES

tackles including three in the final two contests ... Recorded four solo stops.

HIGH SCHOOL

Earned D2 AAA All-Region honors as a senior ... Helped lead Father Ryan High School to the state playoffs ... Rated as a two-star cornerback by Rivals ... Speedy defensive back who is also a standout on the track for Father Ryan HS ... Finished fifth in the 100 meters at the 2021 TSSAA State Track Championships ... Also recruited by schools such as Northwestern, Middle Tennessee, Liberty, Western Kentucky and Marshall.


REED III'S CAREER DEFENSIVE STATISTICS											
YR	GP	UT	AT	TOT	PD	FR	FF	TFL	SK	INT	QBH
2022	10	4	2	6	0	0	0	0.0	0.0	0	0
2023	12	8	12	20	0	0	0	1.0	0.0	0	0
Total	22	12	14	26	0	0	0	1.0	0.0	0	0



#18 **TIGHT END**
JAMES REXROAT
 FRESHMAN • HS
 6-4 • 235
 REPUBLIC, MO.
 REPUBLIC HS

HIGH SCHOOL

Graded a 3-star prospect by the On3 and 247Sports Composite rankings ... Finished runner-up in Class 5A state title game, the first appearance title game appearance in school history ... Earned Class 5A All-State recognition ... Recorded 25 catches for 604 yards and nine touchdowns in junior season ... Chose A-State over Memphis, Missouri State, Murray State, Northern Iowa, Southeast Missouri and UT Martin.



#31 **DEEP SNAPPER**
XAVIER ROSS
 FRESHMAN • HS
 6-0 • 210
 REIDSVILLE, GA.
 TATTNALL COUNTY HS

HIGH SCHOOL

Prepped at Tattnall County High School ... Earned First Team All-Region 3-AAA honors in 2023.



#7 **WIDE RECEIVER**
COREY RUCKER JR.
 R-JUNIOR • 2L
 6-0 • 214
 BENTONIA, MISS.
 SOUTH CAROLINA

2024

Named Sun Belt Conference and Athlon Sports Preseason Second Team Offense.

2023

Played and started in all 13 games in his return back to Jonesboro ... Led the team with 705 receiving yards and 36 catches ... Hauled in a pair of touchdowns against Northern Illinois in the Camellia Bowl ... Had a long reception of 68 yards against Coastal Carolina ... Finished with three 100-plus yard receiving performances including a season-high 160 yards at ULM ... Also recorded a rush for six yards ... Arkansas State Athletic Director's Honor Roll member.

SOUTH CAROLINA

Midyear signee who participated in A-State's 2023 spring camp ... Appeared in just two games at South Carolina in 2022 before going down to injury, recording one catch for 52 yards against Charlotte (Sept. 24), going for a touchdown.

2021 (A-STATE)

FWAA Freshman All-America ... Second Team All-Sun Belt Conference ... Phil Steele Second Team All-Sun Belt ... CoSIDA First Team Academic All-District 6 ... SBC Offensive Player of the Week (S. 6) ... CSM Sun Belt Conference Offensive Player of the Week (S. 7) ... Athlon Sports Preseason Fourth Team All-Sun Belt Conference ... PFF Preseason Second Team All-Sun Belt Conference ... During A-State's spring camp, earned the team's offensive "consistency in performance" award ... Arkansas State Athletic Director's Honor Roll member ... Led the team and ranked fifth in the Sun Belt with 826 receiving yards on 59 catches ... Scored nine receiving touchdowns, leading the team and ranking second in the league ... Finished with three 100-plus yard receiving games including a career-high 138 yards receiving against Central Arkansas in the season opener ... Recorded a long reception of 37 yards at Tulsa, a game where he also finished with 115 receiving yards ... Had four games with at least seven catches ... Scored a season-high three touchdowns against Central Arkansas ... Had two multi-touchdown games ... Finished

PLAYERS



MEET THE RED WOLVES

PLAYERS

with two carries for 20 yards and a touchdown ... Recorded one solo tackle versus Georgia Southern.

2020

Saw action in eight games as a true freshman, including one as a starter ... Completed the season with 16 receptions for 453 yards and five touchdowns ... Named the Sun Belt Conference Offensive Player of the Week, College Football Performance (CFPA) National Performer of the Week and College Sports Madness National Player of the Week, while also earning an ESPN College Football Helmet Sticker for his performance in A-State's season finale against ULM ... Broke the NCAA FBS record for single-game receiving yards by a freshman during the ULM contest, recording a school-record 310 yards and four touchdowns on nine receptions ... His 310 yards against the Warhawks were also the second most in Sun Belt Conference history and the most by an FBS player since 2016 ... Tied the school record for touchdown receptions in a game with four, which also matched the second most ever by a Sun Belt player ... Averaged 34.4 yards per catch in the contest for the fifth-best average in SBC history ... Caught at least one pass in six games, including three with multiple receptions ... In addition to his 310-yard outburst against ULM, posted 56 receiving yards versus Central Arkansas, 40 against Georgia State and 39 at Kansas State ... Also posted one touchdown reception against UCA ... Arkansas State Athletics Director's Honor Roll member.

HIGH SCHOOL

Completed his senior season at Yazoo County with 56 receptions for 996 yards and 14 total touchdowns ... Averaged 76.6 yards per game and almost 18 yards per catch ... Named Class 3A First Team All-State by the Mississippi Association of Coaches ... Played in the All-Star Football Classic game, helping lead the North squad to a 28-7 victory ... Played his junior year at Madison Central, catching 21 passes for 324 yards and four touchdowns ... Listed as a 3-star prospect by 247Sports, which tabs him as the No. 38 overall player in the state and No. 213 wide receiver in the nation ... ESPN 3-star prospect rated as the No. 27 player in the state and No. 151 wide receiver in the country ... Rivals two-star prospect ... Also recruited by schools such as South Alabama and ULM.

RUCKER'S CAREER RUSHING STATISTICS

YR	GP	NO	YDS	AVG/R	TD	LG	AVG/G
2020	8	0	0	0.0	0	0	0.0
2021	12	2	20	10.0	1	11	1.7
2022	2	0	0	0.0	0	0	0.0
2023	13	1	6	6.0	0	6	0.5
Total	35	3	26	8.7	1	11	0.7

*2022 Stats from South Carolina

RUCKER'S CAREER RECEIVING STATISTICS

YR	GP	NO	YDS	AVG/C	TD	LG	REC/G	AVG/G
2020	8	16	453	28.3	5	69	2.0	56.6
2021	12	59	826	14.0	9	11	4.9	68.8
2022	2	1	52	52.0	1	52	0.5	26.0
2023	13	36	705	19.6	2	68	2.8	54.2
Total	35	112	2036	18.2	17	69	3.2	58.2

*2022 Stats from South Carolina



#28 WIDE RECEIVER

CARTER SALZMAN

R-FRESHMAN • RS
5-10 • 157

PLATTE CITY, MO.
PLATTE COUNTY HS

2023

Arkansas State Athletic Director's Honor Roll member ... Did not see game action.

HIGH SCHOOL

Recorded 1,146 all-purpose yards to go along with five touchdowns and 48 receptions as a junior en route to all-conference honors ... Also a track and field standout for the Pirates.



#10 LINEBACKER

JORDAN SAMPLE

R-FRESHMAN • HS
6-2 • 214

MISSOURI CITY, TEXAS
FORT BEND MARSHALL HS

2023

Saw action in one game ... Redshirted.

HIGH SCHOOL

Three-star recruit by On3, 247Sports and ESPN, while rated as a 2-star by Rivals ... Ranked by ESPN as the No. 90 linebacker in the nation and No. 228 overall player in Texas ... Tabbed by 247Sports as the 124th-ranked linebacker nationally and No. 232 overall in Texas ... Helped lead Fort Bend Marshall to a 12-2 overall record and unbeaten 7-0 mark in district play, reaching



MEET THE RED WOLVES

the state quarterfinals ... Part of two district-championship squads at Fort Bend Marshall ... Totaled 167 tackles over the last two seasons, including 104 as a senior in 2022 ... Tallied 27 total tackles for loss, including 18.0 this past season ... Also offered by Missouri, Marshall, Memphis, Texas State and Wyoming, among others.



#20 RUNNING BACK

MIKE SHARPE II

SOPHOMORE • 1L
5-11 • 194

PINSON, ALA.
PINSON VALLEY HS

2023

Appeared in eight contests ... Had nine carries on the year for 34 yards ... Had a long run of 13 yards and season-high 26 rushing yards against Texas State ... Registered one tackle against Louisiana.

2022

Arkansas State Athletics Director's Honor Roll member ... Saw action in all 12 games ... Had 54 rushing yards on 17 carries with a touchdown ... Scored his touchdown in the win against Grambling ... Had a long run of 12 yards against Grambling ... Registered a tackle at Old Dominion on special teams.

HIGH SCHOOL

Midyear signee who participated in A-State's 2022 spring camp ... Listed as a 3-star prospect by 247Sports.com and ESPN.com ... Per 247Sports' composite ratings, listed as the No. 122 running back in the nation and No. 64 overall player in the state of Alabama ... Helped lead Pinson Valley to a pair of state titles in 2018 and 2020, as well as a 9-4 record and another trip to the state playoffs in 2021 ... Also recruited by schools such as Memphis, Marshall, New Mexico, South Alabama, Western Kentucky, Air Force, Charlotte, Georgia Southern, East Carolina, Georgia State, Middle Tennessee, Army and Mississippi State.

SHARPE II'S CAREER RUSHING STATISTICS

YR	GP	NO	YDS	AVG/R	TD	LG	AVG/G
2022	12	17	54	3.2	1	12	4.5
2023	8	9	34	3.8	0	13	4.25
Total	20	26	88	3.4	1	13	4.4



#88 WIDE RECEIVER


JAYVION SHOWERS

FRESHMAN • HS
6-2 • 184

LOCUST FORK, ALA.
LOCUST FORK HS

HIGH SCHOOL

Rated a 3-star recruit by On3 and 247Sports.com ... Tallied 1,750 receiving yards on 113 catches from 2021-2023 with 24 touchdowns ... Had a career-high 874 receiving yards and 15 touchdowns as a junior ... Played a role during kickoff returns, tallying a total of 260 yards as a junior and senior ... A Good Apple Sportsmanship Award winner ... Also played baseball for Pensacola Catholic High School ... Received offers from Akron, Alabama State, Army, Charlotte, Florida Atlantic, Southern Miss and Western Michigan.



#64 OFFENSIVE LINE

BROCK SIMMONS

FRESHMAN • HS
6-3 • 286

HARRISON, ARK.
HARRISON HS

HIGH SCHOOL

Prepped at Harrison High School ... Named to the AHSCA All-Star Game ... Helped the Goblins reach the 5A state playoffs.



#30 RUNNING BACK

DAMON SISA

FRESHMAN • HS
5-8 • 169

GERMANTOWN, TENN.
HOUSTON HS

HIGH SCHOOL


Prepped at Houston High School, where he helped the team to its first-ever state title in 2023 ... MVP of the Class 6A state championship game ... TSWA 6A all-state honoree ... Rushed for 1,445 yards and 23 touchdowns as a senior ... Added 309 yards receiving to total 1,940 all-purpose yards ... Played in the TACA East vs West All-Star Classic ... As a junior, racked up 1,784 all-purpose yards, including 1,374 on the ground, with 25 touchdowns en route to being named Region 8-6A MVP.

PLAYERS



MEET THE RED WOLVES

PLAYERS



#65 OFFENSIVE LINEMAN

NOAH SMITH

R-JUNIOR • 2L
6-7 • 316

LOCUST FORK, ALA.
LOCUST FORK HS

2023

Named CSC Academic All-District ... Appeared in 12 games with six starts at left tackle ... Had 495 total snaps at left and right tackle combined ... Per PFF, offensive line ranked second in the Sun Belt Conference, eighth in the Group of Five and 18th nationally in run blocking ... Ranking 18th nationally is the highest ranking since PFF began ranks in 2014 (previous high was 53rd in 2015) ... Per PFF, the Red Wolves allowed 135 quarterback pressures on the season, an average of 10.4 per game, fewest since the 2018 team allowed 8.0 per outing ... A-State allowed 2.4 sacks and 5.9 tackles for loss per game, compared to 3.2 sacks and 8.9 tackles for loss in 2022 ... The Red Wolves rushed for 2.8 yards per carry in 2022, but averaged 4.2 yards per rush in 2023 ... Arkansas State Athletic Director's Honor Roll member.

2022

Arkansas State Athletics Director's Honor Roll member ... An A-State Scholar Athlete ... Appeared in 11 games with a pair of starts at Old Dominion and against ULM ... Saw action on the offensive line and on special teams.

2021

Did not see any game action ... Redshirted ... Arkansas State Athletic Director's Honor Roll.

HIGH SCHOOL

Two-time first team all-region selection ... First team all-county offense ... Second team all-county defense ... Also a varsity track & field letterman ... 3-star prospect by 247Sports, which lists him as the No. 103 player in the state of Alabama and No. 221 offensive tackle in the nation ... Rated a 3-star prospect by ESPN, listing him as the No. 86 overall player in the state and No. 203 offensive tackle in the country ... Rivals 2-star prospect.



#68 OFFENSIVE LINE

TRISTIAN SMITH

R-JUNIOR • 1L
6-3 • 315

CROSSETT, ARK.
TRINITY VALLEY (TEXAS) CC

2023

Saw action in 11 games primarily on special teams on the field goal unit ... Recorded 20 snaps at right guard.

2022

Did not see game action ... Redshirted.

TRINITY VALLEY CC

Played in two games during the 2021 season as a true freshman.

HIGH SCHOOL

Varsity football letterman at Crossett High School.



#24 RUNNING BACK

DEVIN SPENCER

FRESHMAN • HS
5-8 • 183

RIVERVIEW, FLA.
SUMMER HS

HIGH SCHOOL

Rated a 3-star recruit by 247Sports.com and On3 ... All-Conference performer ... Led Sumner High School to an 11-2 overall record in 2023 ... Rushed for over 1,000 yards as a senior ... Had four 100-plus yard rushing performances ... Had a career-high 193 rushing yards against Durant ... Recorded back-to-back 100-plus yard performances against Durant and Lennard ... Rushed for 13 touchdowns in 2023 ... Also had one receiving touchdown ... As a junior, had 85 rushes 724 yards and six touchdowns in 11 games ... Also played on defense as a junior totaling 19 tackles and three pass break-ups ... Also competes in track and field events ... Selected A-State over Howard, Middle Tennessee, Tennessee Tech and Towson.



MEET THE RED WOLVES



#85 WIDE RECEIVER

TJ STARKS

FRESHMAN • HS
6-1 • 170

JONESBORO, ARK.
VALLEY VIEW HS

HIGH SCHOOL

Prepped at Valley View High School ... Totaled 720 yards on 41 catches (17.6 yards per catch) with 10 touchdowns as a senior, helping the Blazers to the quarterfinals of the 5A state playoffs ... Scored four times on 16 receptions as a junior in 2022.



#80 DEFENSIVE END

KAMARI STEPHENS

R-SENIOR • TR
6-3 • 251

JACKSONVILLE, FLA.
JACKSONVILLE STATE/FLORIDA A&M

2023 (JACKSONVILLE STATE)

In 2023, appeared in 12 games for Jacksonville State ... Had 12 tackles on the season, including 5.5 for a loss and 3.5 sacks ... Forced two fumbles and totaled 18 quarterback pressures, including 14 hurries.

2019-22 (FLORIDA A&M)

Spent four seasons at Florida A&M (2019-22) ... Earned BOXTOROW HBCU All-American honors in 2022 ... First Team All-SWAC in 2022 with 10 sacks and 13 tackles for loss.

HIGH SCHOOL

Prepped at Sandalwood High School.

STEPHENS' CAREER DEFENSIVE STATISTICS											
YR	GP	UT	AT	TOT	PD	FR	FF	TFL	SK	INT	QBH
2019	2	0	0	0	0	0	0	0.0	0.0	0	0
2021	11	0	3	3	0	0	0	1.0	0.5	0	0
2022	11	15	5	20	2	1	4	12.5	10.0	1	1
2023	12	6	6	12	1	0	2	5.5	3.5	0	14
Total	36	21	14	35	3	1	6	19.0	14.0	1	15

*2019-22 stats from Florida A&M; 2023 stats from Jacksonville State.



#12 TIGHT END

MANNY STEVENSON JR.

SENIOR • 3L
6-3 • 243

HONOLULU, HAWAII
EUFALA (ALA.) HS

2023

Started in eight games ... Finished the year with 129 receiving yards on 18 catches with two touchdowns ... Had a season-high 44 receiving yards with a long reception of 17 yards at UMass with a touchdown ... Scored his second touchdown of the year against Coastal Carolina.

2022

Arkansas State Athletics Director's Honor Roll member ... Started in six of the 12 games played ... Responsible for 74 receiving yards on 13 catches ... Had a season-long catch of 15 yards against Troy ... Finished with multiple catches four times and a season-high three catches at Ohio State.

2021

Honorable Mention All-Sun Belt Conference ... Appeared in 10 games with seven starts at tight end ... Earned his first start against Tulsa ... Hauled in 193 receiving yards with two touchdowns ... Recorded a season-high 39 receiving yards against Memphis ... Had six multi-catch contests with a season-high of four catches against Tulsa and Appalachian State ... Arkansas State Athletic Director's Honor Roll.

HIGH SCHOOL

Posted 72 career receptions for 878 yards and nine touchdowns ... Caught 39 passes for 416 yards and four touchdowns in 2020 season ... Registered 462 receiving yards and five scores in 2019 ... Helped Eufaula to 9-3 record in 2020 as the Tigers advanced to the second round of the 6A playoffs ... 3-star recruit by ESPN ... Listed in ESPN rankings as No. 60 tight end and No. 83 overall player from the state of Alabama ... Listed in 247Sports composite rankings as No. 110 tight end and No. 94 overall player in the state of Alabama ... Also recruited by schools such as Coastal Carolina and South Alabama.

STEVENSON'S CAREER RECEIVING STATISTICS								
YR	GP	NO	YDS	AVG/C	TD	LG	REC/G	AVG/G
2021	10	22	193	8.8	2	25	2.2	19.3
2022	12	13	74	5.7	0	15	1.1	6.2
2023	8	18	129	7.2	2	17	2.3	16.1
Total	30	53	396	7.5	4	25	1.8	13.2

PLAYERS



MEET THE RED WOLVES

PLAYERS



#24 **CORNERBACK**

JOSH STONE
FRESHMAN • HS
6-0 • 181
ATLANTA, GA.
CARVER HS

HIGH SCHOOL

Rated a 3-star recruit by 247Sports.com and On3 ... Appeared in nine games as a senior with 23 solo stops and a career-high 42 tackles ... Also posted 4.0 TFL in 2023 ... Had seven career interceptions including three as a senior for 125 return yards ... Had six career pass deflections and one fumble recovery ... Had a total of 81 career tackles ... Recorded 2.0 sacks for six yards as a sophomore ... Member of the 2022 program that finished with a 9-4 overall record ... Had offers from Arkansas, Coastal Carolina, James, Madison, Kansas, Louisville, Mississippi State, UAB, Wake Forest and Western Kentucky.



#3 **WIDE RECEIVER**

HUNTER SUMMERS
R-FRESHMAN • TR
6-3 • 170
PROSPER, TEXAS
TULANE

2023 (TULANE)

Did not see action.

HIGH SCHOOL

Two-way standout at Prosper High School ... Recorded 56 catches for 1,001 yards and 17 touchdowns as a senior ... Defensively, registered an interception and a forced fumble ... Earned All-District 5-6A first team praise as a wideout in 2022, helping lead Prosper to a berth in the 6A semifinals.



#20 **LINEBACKER**

KYLE TAYLOR
R-JUNIOR • TR
6-1 • 240
THE COLONY, TEXAS
TARLETON STATE

2022-23 (TARLETON STATE)

Appeared in 22 games in two seasons at Tarleton State ... Finished with 109 career tackles, 46 solo stops, 8.5 TFL, 4.5 sacks for 37 yards, two forced fumbles and five pass deflections ... Had the fourth most tackles on the team in 2022 and 2023 ... Had a career-high eight tackles, along

with his fumble recovery, at Stephen F. Austin on Oct. 15, 2022.

HIGH SCHOOL

At The Colony High School, was the team's Most Valuable Player and Defensive Player of the Year his senior year ... First Team All-District as a linebacker, the Defensive Player of the Year runner-up ... Had 79 tackles, four sacks and an interception in eight games ... Team Defensive Player of the Year, conference Defensive Player of the Year runner-up and Academic All-State his junior year ... Had 151 tackles, 20 sacks, 28 tackles for loss, 38 quarterback hurries and two pass breakups ... First Team All-District and All-District Academic First Team as a sophomore ... Played three years of varsity football ... Co-captain his senior year ... Was a three-year letterman for baseball ... Has three professional athletes in the family – Bobby Taylor of the Philadelphia Eagles and Seattle Seahawks, Jordan Evans of the Cincinnati Bengals, Trey Burke of the Dallas Mavericks.

TAYLOR'S CAREER DEFENSIVE STATISTICS

YR	GP	UT	AT	TOT	PD	FR	FF	TFL	SK	INT	QBH
2022	11	18	30	48	0	1	0	3.5	1.5	0	0
2023	11	28	33	61	5	1	0	5.0	3.0	0	0
Total	22	46	63	109	5	2	0	8.5	4.5	0	0



#26 **WIDE RECEIVER**

KIANDRE TERRY
FRESHMAN • HS
6-0 • 171
BYRAM, MISS.
JACKSON ACADEMY

HIGH SCHOOL

Named a 3-star recruit by 247Sports.com, On3 and rivals.com ... Tabbed as the 49th best wide receiver in Mississippi by On3 ... Named to the 6A All-MAIS Football Team ... Was a MAIS All-Star ... Hauled in over 100 yards on eight receptions with a touchdown and a two point conversion in the MAIS All-Star game ... Recorded over 1,000 receiving yards during his high school career with six touchdowns and a long reception of 69 yards as a junior ... Also recorded punt and kickoff returns, combining for 14 returns and 185 yards ... Had a career-long kickoff return of 69 yards as a junior ... Received offers from Campbell, Kent State, Miami (Ohio) and North Alabama.



MEET THE RED WOLVES



#33 RUNNING BACK


KAMERON THOMAS

FRESHMAN • HS
5-10 • 186

ZACHARY, LA.
ZACHARY HS

HIGH SCHOOL

Prepped at Zachary High School ... Helped the Broncos to the state championship game as a senior ... Racked up 1,579 all-purpose yards, including 1,470 on the ground ... Totaled 17 touchdowns ... Earned LFCA all-state and first-team all-district honors.



#77 OFFENSIVE LINEMAN

MAKILAN THOMAS

R-JUNIOR • 1L
6-3 • 315

LITTLE ROCK, ARK.
CENTRAL HS

2024

Named All-Sun Belt, Phil Steele's, and Athlon Sports Preseason First Team Offense.

2023

Sun Belt Conference Second Team All-Conference ... Rated third in the Sun Belt Conference and 16th in the Group of Five, among tackles with a PFF grade of 67.8 ... Led Sun Belt Conference tackles, third in the Group of Five and 25th nationally, with pass blocking rating of 81.2 ... Allowed 21 pressures in 836 snaps played with only one sack allowed ... Per PFF, offensive line ranked second in the Sun Belt Conference, eighth in the Group of Five and 18th nationally in run blocking ... Ranking 18th nationally is the highest ranking since PFF began ranks in 2014 (previous high was 53rd in 2015) ... Per PFF, the Red Wolves allowed 135 quarterback pressures on the season, an average of 10.4 per game, fewest since the 2018 team allowed 8.0 per outing ... A-State allowed 2.4 sacks and 5.9 tackles for loss per game, compared to 3.2 sacks and 8.9 tackles for loss in 2022 ... The Red Wolves rushed for 2.8 yards per carry in 2022, but averaged 4.2 yards per rush in 2023.

2022

An A-State Scholar Athlete ... Started in all 12 games, primarily at left tackle with a start at right guard and right tackle ... Blocked for an offense that averaged 314.8 yards per game and 226.6

passing yards per game ... Against Grambling in the season-opener, the Red Wolves ran for a season-high 339 yards and compiled a season-high total of 572 yards ... Blocked for a program that racked up over 350 total yards four times.

2021

Appeared in three games with snaps on the offensive line as well as time on special teams ... Started in the season finale against Texas State ... Redshirted ... Arkansas State Athletic Director's Honor Roll member.

HIGH SCHOOL

Played at right guard for Little Rock Central High School ... Selected to the Arkansas 7A All-State Team as a senior ... Helped Tigers to second round of the 7A state playoffs ... Earned All-Conference honors in 2019 ... 3-star recruit by 247Sports and ESPN ... 2-star recruit by Rivals ... Listed as No. 16 overall player in the state of Arkansas and No. 80 offensive guard in 247Sports composite rankings ... Listed as the No. 10 overall player in the state of Arkansas and No. 78 offensive guard by ESPN.



#9 SAFETY

TREVIAN THOMAS

SENIOR • 3L
5-11 • 196

AMERICUS, GA.
AMERICUS SUMTER COUNTY SOUTH HS

2024

Named Phil Steele's and Athlon Sports Preseason Third Team Defense.

2023

Appeared in all 13 games with 11 starts ... Led the team with 91.0 tackles and 58 solo stops ... Finished with 2.5 TFL for eight years ... Also led the team with two interceptions and two fumble recoveries ... Had a season-high 11 tackles at South Alabama ... Recovered a fumble against Texas State and returned it 91 yards for a touchdown, the longest fumble return of the season for Arkansas State ... Forced a fumble at South Alabama ... Finished the year with six pass break-ups.

2022

Appeared in all 12 games with starts in every contest but one ... Finished fourth on the team with 71 total tackles and led the team with 41 solo stops ... Had a career-high 13 tackles at Louisiana ... Finished with at least two tackles

PLAYERS



MEET THE RED WOLVES

PLAYERS

in all 12 contests and had at least nine tackles in three games ... Was responsible for a pair of TFL for three yards ... Was the only Arkansas State player with at least one interception, one forced fumble, and one fumble recovery ... Had his first career interception go for a 27 yard pick six against UMass ... Recovered a fumble in the win against ULM ... Forced a fumble at Louisiana.

2021

Competed in all 12 games ... Recorded seven tackles, including a season-high three tackles versus Coastal Carolina ... six of his tackles were solo stops.

2020

Saw action in 11 games on special teams and in a reserve role in the secondary ... Completed the season with nine tackles (seven solo) ... Recorded one tackle in five games before posting a season-high four against Louisiana-Monroe in the season finale.

HIGH SCHOOL

Two-year varsity letterman at Americus Sumter ... Completed his senior season with 63 tackles, 2.0 tackles for loss, a pair of interceptions and two pass break-ups ... Earned first team all-region honors as both a return specialist and defensive back while leading Americus-Sumter to a 6-6 record and the second round of the state Class 4A playoffs ... 3-star recruit ranked as the No. 195 overall player in Georgia and No. 184 safety in the nation by 247Sports ... ESPN.com 3-star prospect and the web site's No. 196-ranked player in the state and No. 194 safety in the country ... Also recruited by schools such as Arkansas, Georgia Southern, Akron, Liberty, Western Kentucky and Georgia State.

T. THOMAS' CAREER DEFENSIVE STATISTICS

YR	GP	UT	AT	TOT	PD	FR	FF	TFL	SK	INT	QBH
2020	11	7	2	9	0	0	0	0.0	0.0	0	0
2021	12	6	1	7	0	0	0	0.0	0.0	0	0
2022	12	41	30	71	2	1	1	2.0	0.0	1	0
2023	13	58	33	91	6	2	1	2.5	0.0	2	0
Total	47	112	66	178	8	3	2	4.5	0.0	3	0



#17

DEFENSIVE LINE

BLAYNE TOLL

SENIOR • 2L
6-6 • 270

HAZEN, ARK.
COLORADO/ARKANSAS

2023

Appeared in all 13 games with a start against Louisiana and 222 total snaps at defensive tackle and defensive end ... Part of a defensive line that made significant strides from a year ago, improving from 12.7 to 14.5 pressures per game, 19 to 42 hits per game and 102 to 121 pass rushes per game ... Posted 19 tackles, 11 solo tackles, 4.5 TFL for 17 yards and 2.0 sacks for 11 yards during the year ... Had a season-high 1.5 TFL at Troy ... Recorded a TFL in four out of five games from Memphis to Troy ... Had multiple tackles six times ... Also recorded a quarterback hurry against Coastal Carolina.

2022

Arkansas State Athletics Director's Honor Roll member ... Appeared in all 12 games ... Recorded seven tackles with a career-high three stops against UMass ... Also recorded 0.5 TFL against the Minutemen for a loss of two yards and a quarterback hurry.

COLORADO

Transferred to Arkansas State from Colorado and participated in the Red Wolves' 2022 spring camp ... Saw action in three games in 2021 at Colorado, recording three tackles (all solo).

ARKANSAS

Bounced between tight end and defensive end in his one season at Arkansas, moving positions four times from the start of spring practices through bowl game practices at the end of the season ... Played in six games, mostly on special teams for the Razorbacks, and finished the season with one tackle.

HIGH SCHOOL

Coming out of high school, was a four-star prospect by ESPN and three-star by Rivals, 247Sports and the 247Sports Composite ... ESPN ranked him as the No. 19 athlete in the class, No. 3 player from Arkansas and No. 119 player in the south region ... Came in at No. 268 on the ESPN 300 ... Rivals ranked him as the No. 4 player from Arkansas and No. 37 athlete in the class ... The 247Sports Composite lists him as the



MEET THE RED WOLVES

No. 3 player from Arkansas, No. 16 strongside defensive end and No. 447 overall player in the class ... 247Sports ranked him as the No. 5 player from Arkansas and No. 22 strongside defensive end in the country ... Participated in The Opening Regional and National Combine in 2019, that's when he became more highly regarded in the recruiting world, putting up a time of 4.88 seconds in the 40-yard dash, 4.49 seconds in the shuttle, a power ball throw of 41 feet, and a 31.3 inch vertical jump ... Lettered four times in football at Hazen and played on both sides of the ball, lining up at quarterback, tight end and defensive end ... Put up monster numbers in his career, compiling 177 tackles including 77 tackles for loss, 37.5 sacks, seven forced fumbles, two fumble recoveries and an interception on defense ... Offensively in his career, he had 1,316 passing yards with 14 touchdowns, 1,396 rushing yards and 19 touchdowns and 304 receiving yards and three touchdowns ... In all he had 2,712 yards of total offense, 1,700 yards from scrimmage and 3,016 all-purpose yards and scoring 36 touchdowns ... Hazen went far in the playoffs in both his junior and senior season, compiling a 10-2 record his senior season and appearance in the quarterfinals of the state playoffs ... That season he had 60 tackles, including 35 for a loss with 16 sacks, adding two forced fumbles and two fumble recoveries, one of which he returned for a touchdown ... On offense as a senior, he had 178 rushing yards and five touchdowns and 203 receiving yards and two touchdowns ... His junior season Hazen advanced to the state championship game, falling just short of a 2A state championship ... That season he had 75 tackles on defense, including 18 for a loss with 12.5 sacks, two forced fumbles and an interception ... Offensively, he had 756 rushing yards and eight touchdowns, 601 passing yards and six touchdowns, and five receptions for 101 yards and a touchdown ... Sophomore season he tallied 42 tackles, including 24 tackles for loss including nine sacks, also adding three forced fumbles on defense ... Offensively that season, he had 465 rushing yards with six touchdowns threw for 715 yards and eight touchdowns ... Played freshman football until the playoffs where he appeared on varsity and scored the team's only touchdown that game on a six-yard bootleg run ... Also played baseball and lettered every season since his freshman season.

TOLL'S CAREER DEFENSIVE STATISTICS

YR	GP	UT	AT	TOT	PD	FR	FF	TFL	SK	INT	QBH
2020	6	0	1	1	0	0	0	0.0	0.0	0	0
2021	3	3	0	3	0	0	0	0.0	0.0	0	0
2022	12	1	6	7	0	0	0	0.5	0.0	0	1
2023	13	11	8	19	0	0	0	4.5	2.0	0	1
Total	34	15	15	30	0	0	0	5.0	2.0	0	2

*2020 Stats from Arkansas; 2021 Stats from Colorado



#92 DEFENSIVE TACKLE

OBI UDOM

FRESHMAN • HS
6-3 • 275

FRISCO, TEXAS
HERITAGE HS

HIGH SCHOOL

Rated a 3-star prospect by 247Sports.com and On3 ... The No. 146 ranked defensive lineman in Texas and No. 208 ranked player overall in the state ... Earned unanimous First Team All-District 6-5A honors as a senior ... Named the 2022 District 6-5A Newcomer of the Year ... Had 71 total tackles and 22.5 TFL as a senior ... Had a career-high 4.0 TFL against Reedy ... Recorded double-digit tackle performances three times in 2023 and two more times in 2022 ... Finished his career with 39.5 TFL and 140 total tackles ... Had 7.0 sacks, nine quarterback hurries, three forced fumbles, two blocked kicks and a fumble recovery during his breakout season in 2022 ... Also a member of the varsity basketball program ... Received offers from Air Force, Army, Grambling State and Navy.

PLAYERS



MEET THE RED WOLVES

PLAYERS

	#34	KICKER
	CLUNE VAN ANEL	
	SOPHOMORE • 1L 6-0 • 202	
GRAND RAPIDS, MICH. FOREST HILLS EASTERN HS		

2023

Appeared in eight games as a kickoff specialist ... Recorded 44 kickoffs for 2,535 yards and seven touchbacks ... Had a season-high nine kickoffs, twice, against Southern Miss and at UMass ... Also added a tackle at UMass.

HIGH SCHOOL

Attended Forest Hills Eastern High School ... Ranked the No. 12 kicker for the Class of '23 at Chris Sailer Kicking ... A Division 4 MHSFCA First Team All-State selection in 2022 ... Named to the Chris Sailer Award 2022 Preseason Watch List ... Ranked a five star kicker per Chris Sailer Kicking ... Field goal range is over 55 yards ... Was a member of his high school soccer team.

VAN ANEL'S CAREER KICKOFF STATISTICS

YR	GP	ATT	YDS	AVG	TB	OB
2023	8	44	2535	57.6	7	3

	#14	SAFETY
	AJ WALLACE	
	FRESHMAN • HS 6-1 • 177	
CHATTANOOGA, TENN. SOUTH PITTSBURG HS		

HIGH SCHOOL

Graded a 3-star prospect by 247Sports and Rivals ... Helped South Pittsburg to the 2023 Class 1A state title ... All-State selection ... Played in the 2023 TACA East vs West All-Star Classic ... Chose A-State over Central Michigan, Chattanooga, Eastern Kentucky, Kentucky, Louisville, Miami (FL), Michigan State, Mississippi State, Ole Miss, Toledo and Virginia Tech.

	#21	RUNNING BACK
	ZAK WALLACE	
	R-SENIOR • 1L 6-0 • 226	
BENTON, ARK. UT MARTIN		

2024

Named Athlon Sports Preseason Fourth Team Offense.

2023

Was second on the team with 594 rushing yards on 126 carries and six touchdowns ... Had a season-high performance of 118 rushing yards at ULM ... Scored two rushing touchdowns, twice, at ULM and vs. Texas State ... Had a long run of 41 yards against the Bobcats ... Also hauled in six catches for 23 yards with a long reception of 11 yards against Memphis ... Appeared in 12 games ... Arkansas State Athletic Director's Honor Roll member.

UT MARTIN

Midyear signee who participated in A-State's 2023 spring camp ... Two-time All-Ohio Valley Conference first team honoree (2021, 2022) ... Four-time OVC Offensive Player of the Week, three times in 2022 ... Rushed for 1,012 yards on 169 carries (6.0 yards/carry) and 16 touchdowns for UT Martin in 2022, averaging 92.0 yards per game ... Preseason All-OVC, while also being named to Phil Steele's Preseason All-OVC first team ... Played in 13 games in 2021, helping the Skyhawks to the OVC Championship and second round in the NCAA FCS Playoffs ... Rushed for 807 yards on 148 carries (5.5 yards/carry) and 15 touchdowns, which led the OVC and ranked sixth in the FCS ... Led the OVC in scoring with 90 points ... Garnered Freshman All-American honors from Phil Steele and HERO Sports, while also being billed second-team All-OVC by Steele ... Played in seven games for the Skyhawks in 2020-21, tallying 113 yards on 39 carries with a score ... Redshirted in 2019 as a true freshman.

HIGH SCHOOL

Prepped at Benton High School ... Posted 1,438 yards and 21 touchdowns as a senior, averaging 10.5 yards per carry ... Tallied 171 carries for 1,260 yards and 17 touchdowns as a junior ... Tabbed to the 6A All-State squad ... Named the top running back in 6-A West ... Honored as the Tri-Lakes Edition Offensive Player of the Year and to All-Area team ... Named to AHSCA All-



MEET THE RED WOLVES

Star Game ... Won 6A/7A State Weight Lifting championship ... Ranked as a two-star prospect by 247Sports and Rivals.

WALLACE'S CAREER RUSHING STATISTICS

YR	GP	NO	YDS	AVG/R	TD	LG	AVG/G
2019	4	10	28	2.8	0	8	7.0
2020	7	39	113	2.9	1	16	16.1
2021	13	148	807	5.5	15	75	62.1
2022	11	167	1012	6.0	16	97	92.0
2023	12	126	575	4.6	6	41	47.9
Total	47	492	2535	5.2	38	97	53.9

WALLACE'S CAREER RECEIVING STATISTICS

YR	GP	NO	YDS	AVG/C	TD	LG	REC/G	AVG/G
2019	4	2	36	18.0	0	21	0.5	9.0
2020	7	3	39	13.0	0	30	0.4	5.6
2021	13	6	11	1.8	0	7	0.5	0.8
2022	11	18	105	5.8	0	17	1.6	9.5
2023	12	6	23	3.8	0	11	0.5	1.9
Total	47	35	214	6.1	0	30	0.7	4.6

*2019-22 stats from UT Martin



#55 OFFENSIVE LINE
ALERIC WATSON
 R-SOPHOMORE • 1L
 6-4 • 312
 MURFREESBORO, TENN.
 MIDDLE TN CHRISTIAN SCHOOL

2023

Appeared in one game against Texas State ... Registered nine snaps all at right tackle.

2022

Appeared in four games ... Did not record any stats ... Redshirted.

HIGH SCHOOL

Rated by Rivals.com as a 2-star offensive tackle ... Named the District II-A East Offensive Lineman of the Year ... Helped Middle Tennessee Christian School to a region crown and the semifinals of the state playoffs ... Tabbed All-State by the Tennessee Football Coaches Association in 2020 ... Also recruited by schools such as Memphis, Austin Peay, Eastern Kentucky, Jacksonville State and Murray State.



#4 DEFENSIVE END
BRYAN WHITEHEAD
 SENIOR • TR
 6-1 • 252
 BARTLETT, TENN.
 LIBERTY

2023 (LIBERTY)

Played in 13 games for Liberty in 2023 totaling 14 total tackles, including 0.5 sacks and 3.0 TFLs ... Per PFF, totaled 17 pressures off the edge with 11 hurries, five quarterback hits and 0.5 sacks ... Had two or more pressures in seven of 13 games played.

2021-22 (PEARL RIVER CC)

Prior to his one season at Liberty, played at Pearl River CC and was a NJCAA Second Team All-American ... Played in 10 games during the 2021 and 2022 seasons ... Totaled 39 tackles, 19.0 tackles for loss and 11.5 sacks in 2022 ... Added three fumble recoveries, two forced fumbles and an interception ... Added MACCC South Division Defensive Player of the Year and First Team All-Conference honors to his 2022 accolades.

HIGH SCHOOL

Prepped at Bartlett (Tenn.) HS where he finished career with 61 tackles, seven sacks, an interception and a forced fumble.

WHITEHEAD'S CAREER DEFENSIVE STATISTICS

YR	GP	UT	AT	TOT	PD	FR	FF	TFL	SK	INT	QBH
2023	13	5	9	14	0	0	0	3.0	0.5	0	3

*2023 stats from Liberty

PLAYERS



MEET THE RED WOLVES

PLAYERS



#36	LINEBACKER
CHARLES WILLEKES	
R-SENIOR • 2L 6-1 • 225	
ROCKFORD, MICH. MICHIGAN STATE	

2024

Named All-Sun Belt Conference and Phil Steele's Preseason First Team Defense and Athlon Sports Preseason Second Team Defense.

2023

Sun Belt Conference Honorable Mention at Linebacker ... Was a Burlsworth Trophy Nominee ... Started in all 13 games for Arkansas State ... Ranked second on the team with 89 tackles ... Finished fourth on the team with 8.0 TFL ... Also added 1.5 sacks for 10 yards ... Responsible for a pass breakup and a quarterback hurry ... Finished with a career-high 12 tackles at ULM ... Had back-to-back games with double-digit tackle performances against Coastal Carolina and at ULM ... Finished with at least seven tackles seven times ... His first career sack came at ULM for a loss of eight yards.

2022

Arkansas State Athletics Director's Honor Roll member ... Appeared in all 12 games ... Had a season-high five tackles at Louisiana ... Finished the season with 17 total tackles and three solo stops ... Registered 2.5 TFL including a career-high 1.5 TFL for two yards at Louisiana ... Had one quarterback hurry in the win against UMass.

2021

Saw action in nine games on defense ... Recorded 18 total tackles and 10 solo tackles ... Registered his first career TFL in the win at ULM ... Tallied a career-high 10 tackles at Georgia State ... Had three multi-tackle games.

MICHIGAN STATE

Redshirted his true freshman season in 2019 ... made his collegiate debut on special teams at Michigan ... Did not play in any games during the 2020 season.

HIGH SCHOOL

Played linebacker and running back at NorthPointe Christian High School ... earned first-team All-Lake Area Division 5-6 honors at linebacker as a junior after helping NorthPointe Christian to the state semifinals for the second

straight season after winning the Division 6 regional title ... scored the game-winning TD with 44 seconds left to lead NorthPointe Christian to thrilling 31-28 win over Montague in Division 6 district championship showdown in battle of pair of unbeaten ... collected 126 tackles his junior season ... also played rugby.

PERSONAL

Older brother, Kenny, was an All-American defensive end for Michigan State.

WILLEKES' CAREER DEFENSIVE STATISTICS

YR	GP	UT	AT	TOT	PD	FR	FF	TFL	SK	INT	QBH
2019	1	0	0	0	0	0	0	0.0	0.0	0	0
2021	11	10	8	18	0	0	0	0.5	0.0	0	0
2022	12	3	14	17	0	0	0	2.5	0.0	0	1
2023	13	31	58	89	1	0	0	8.0	1.5	0	1
Total	37	44	80	124	1	0	0	11.0	1.5	0	2

*2019 Stats from Michigan State



#27	LINEBACKER
JAMIL WILLIAMS	
SOPHOMORE • 1L 5-11 • 223	
PALMETTO, FLA. PALMETTO HS	

2023

Appeared in seven games with one tackle ... Primarily saw action on special teams.

HIGH SCHOOL

Three-star recruit by On3, 247Sports and ESPN, while being tabbed a 2-star player by Rivals ... Ranked by ESPN AS THE No. 133 safety in the class of 2023 and No. 227 overall player in Florida ... No. 169 safety by On3 and No. 272 in the Sunshine State ... Has seen time at safety and as an edge rusher ... All-District selection ... Totaled 17.0 tackles for loss and four sacks as a senior, helping Palmetto to a playoffs bid and 6-4 record in 2022 ... As a junior in 2021, tallied 60 tackles, 11 for loss, with four forced fumbles (3 recoveries) and a pair of interceptions ... Boasts Power-5 offers from Tennessee and Duke, along with offers from Charlotte and Florida Atlantic.



MEET THE RED WOLVES



#18 CORNERBACK


KYLE WILLIAMS

FRESHMAN • HS
6-0 • 184

SLIDELL, LA.
NORTHSHORE HS

HIGH SCHOOL

Rated a 3-star recruit by 247Sports.com, ESPN and On3 ... Was the 2023 District 6-5A Defensive Most Valuable Player and earned First Team District 6-5A honors at defensive back and returner ... Totaled 42 tackles and three interceptions his senior season ... Had 382 punt return yards and two punts returned for touchdowns ... Received offers from Louisiana Tech, Marshall, Ole Miss, Southeastern Louisiana, Southern Miss, Texas State and West Virginia ... Also a member of the baseball program.



#50 OFFENSIVE LINEMAN

AUSTIN WOODS

R-JUNIOR • 2L
6-5 • 302

CLARMORE, OKLA.
VERDIGRIS HS

2023

Saw action in 12 games ... Had a combined 24 snaps at left and right guard ... Majority of playing time on special teams.

2022

Participated in all 12 games ... Did not record any stats.

2021

Arkansas State Athletic Director's Honor Roll member ... Participated in one contest.

2020

Played in one game, versus Central Arkansas, in a reserve role on the offensive line ... Helped lead A-State to 573 yards total offense during its 50-27 victory over the Bears ... Arkansas State Athletics Director's Honor Roll member.

HIGH SCHOOL

Four-year varsity starter on both the offensive and defensive line ... Helped lead Verdigris to a 10-3 record and the state playoffs as a senior ... Listed at No. 27 in The Oklahoman's Super 30 players in the state ... Ranked as the No. 18 overall player in Oklahoma and the No. 106 offensive tackle in the nation by 247Sports,



#74 OFFENSIVE LINEMAN

ELIJAH ZOLLICOFFER

JUNIOR • 2L
6-5 • 345

COVINGTON, GA.
NEWTON HS

2023

Saw action in nine games with six starts as a left tackle ... Combined for 340 snaps at left and right tackle ... Per PFF, offensive line ranked second in the Sun Belt Conference, eighth in the Group of Five and 18th nationally in run blocking ... Ranking 18th nationally is the highest ranking since PFF began ranks in 2014 (previous high was 53rd in 2015) ... Per PFF, the Red Wolves allowed 135 quarterback pressures on the season, an average of 10.4 per game, fewest since the 2018 team allowed 8.0 per outing ... A-State allowed 2.4 sacks and 5.9 tackles for loss per game, compared to 3.2 sacks and 8.9 tackles for loss in 2022 ... The Red Wolves rushed for 2.8 yards per carry in 2022, but averaged 4.2 yards per rush in 2023.

2022

Appeared in six games on the offensive line and on special teams ... Assisted blocking for an offense that averaged 314.8 yards per game and 226.6 passing yards per game.

HIGH SCHOOL

Consensus 3-star prospect by 247Sports.com, Rivals.com and ESPN.com ... Two-way player who is tabbed by ESPN as the No. 79 offensive tackle nationally and the No. 96 overall player in the state of Georgia ... Rivals' No. 98 player in Georgia ... 247Sports Composite's No. 78 overall player in Georgia and No. 107 defensive tackle nationally ... Also recruited by schools such as Auburn, Florida, Georgia Tech, Kentucky, Maryland, UCF, Tennessee, Mississippi State, Florida State, West Virginia, South Carolina, Georgia, Minnesota and Virginia.

PLAYERS



HEAD COACH BUTCH JONES



Butch Jones was announced as the Red Wolves' 31st all-time head football coach on December 12, 2020.

Jones not only brought 11 years of head-coaching experience at the NCAA FBS level with him to Jonesboro after previous stops leading the football programs at Tennessee (2013-17), Cincinnati (2010-12) and Central Michigan (2007-09), but he also spent three seasons (2018-20) working as part of Nick Saban's staff at national-power Alabama.

One of just six active and 14 all-time FBS head coaches to lead four different programs to a bowl game, he owns 95 career victories that stand tied for the 16th most in the nation among the same group. Jones enters the 2024 season needing just five wins to become the 15th active FBS head coach with 100 victories.

During Jones' 14 seasons serving as a head coach, his teams have combined to win four conference championships, play in nine bowl games and finish ranked in the AP Top 25 six times. He has coached a total of 105 all-conference honorees, over 89 NFL players and 33 NFL Draft picks, including All-Pro selections Alvin Kamara, Jalen Reeves-Maybin, Jason and Travis Kelce, Nick Bellore and Antonio Brown.

The Red Wolves win total has increased each of Jones' first three seasons at the helm, including 2023 when they claimed six victories and were among seven FBS teams that made a bowl appearance after winning three or fewer games in 2022.

The squad ended the year tied for second in the Sun Belt's West Division after being picked to finish sixth in the league's preseason coaches poll.

Led by nine all-conference picks, including quarterback and Sun Belt Freshman of the Year Jaylen Raynor, A-State won six of its final 10 regular-season games on its way to the Camellia Bowl. The Red Wolves became bowl eligible after knocking off Texas State 77-31, establishing a Sun Belt record for most points scored in a game between conference opponents. It was also the third-most points scored in a conference matchup in FBS history.

Jones saw eight players combine for nine all-conference selections in 2022, including

COACHING CAREER

Year	School	Position
1987-89	Tampa Bay (NFL)	Intern
1990-92	Rutgers	Graduate Assistant
1993-94	Wilkes Univ.	Offensive Coordinator
1995	Ferris State	Running Backs
1996-97	Ferris State	Offensive Coordinator
1998	Central Michigan	Tight Ends
1999	Central Michigan	Wide Receivers
2000	Central Michigan	Running Backs
2001-03	Central Michigan	Offensive Coordinator
2004	Central Michigan	Running Backs
2005-06	West Virginia	Wide Receivers
2007-09	Central Michigan	Head Coach
2010-12	Cincinnati	Head Coach
2013-17	Tennessee	Head Coach
2018-19	Alabama	Offensive Analyst
2020	Alabama	Special Asst. to HC
2021-cur.	Arkansas State	Head Coach



HEAD COACH BUTCH JONES

four offensive players, two defensive players and two specialists. The squad boasted a Lou Groza Award semifinalist at kicker and ranked among the top 35 teams in the country in kickoff returns, kickoff return defense and net punting.

Jones guided 10 players to 11 all-conference selections in 2021, led by Alan Lamar's first team selection as a kick returner after posting a school and Sun Belt Conference-record 1,333 kickoff return yards. Among the 11 All-Sun Belt picks were five offensive players who helped the Red Wolves rank 11th in the country in passing yards per game.

Since his arrival in Jonesboro, Jones has made an immediate impact on the recruiting trail. The last three recruiting classes, 2022-24, not only ranked among the four best in school history, but was also listed No. 1 in the Sun Belt by both 247Sports and Rivals and among the top-10 in the Group of Five all three years. The 2024 class was the first in school history to include multiple ESPN300 recruits.

In 2020, Jones served as the Special Assistant to the Head Coach at Alabama, helping the Crimson Tide post an unblemished 13-0 record on their way to claiming the National Championship. He was also an offensive analyst for the program in 2018 and 2019 as it compiled a combined 25-3 record. The 2018 team played in the CFP national championship game, while the 2019 squad capped off the year with a 35-16 win over Michigan in the Citrus Bowl to finish ranked No. 8 in the final AP Top 25 poll.

Prior to Alabama, Jones spent a five-year stint at the University of Tennessee, collecting 34 wins and leading the Volunteers to bowl wins three times. He inherited a program that hadn't won a bowl game since 2007 and proceeded to direct the Vols to three consecutive bowl game victories for the first time in over 20 years (1994-96).

While Tennessee didn't have any Top-25 finishes the five seasons prior to Jones' arrival, he led the program to a pair of Top-25 rankings in both the final AP Poll and Coaches Poll in 2015 and 2016. Following the 2016 campaign, which saw Tennessee defeat both Florida and Georgia in the same season for the first time in 15 years, the Vols had six NFL Draft selections taken within the

first four rounds for the first time since the 2001 season.

During his time in Knoxville, Jones was one of just three SEC head coaches to post back-to-back seasons with at least nine victories. Heading into his final season at Tennessee, he had the second most wins by a head coach in the conference behind only Saban.

Focusing on the complete student-athlete, Jones helped mentor over 200 academic all-conference winners and 100-plus academic honor roll recipients while in Knoxville. Under his direction, every academic record in Tennessee history was broken with 85-plus players earning their degrees. In addition to Tennessee, both Cincinnati and Central Michigan also posted

STAFF

RECORD AS A HEAD COACH

Year	Team	Record
2007	Central Michigan	8-6
2008	Central Michigan	8-5
2009	Central Michigan	11-2
2010	Cincinnati	4-8
2011	Cincinnati	10-3
2012	Cincinnati	9-3
2013	Tennessee	5-7
2014	Tennessee	7-6
2015	Tennessee	9-4
2016	Tennessee	9-4
2017	Tennessee	4-6
2021	Arkansas State	2-10
2022	Arkansas State	3-9
2023	Arkansas State	6-7
Totals	14 Seasons	95-60

BY THE NUMBERS

- 4** Conference Championships
- 2** Conference Coach of the Year Awards
- 9** Bowl game appearances (6 wins)
- 6** Top 25 finishes
- 2** Seasons winning 10+ games
- 5** Seasons winning 9+ games
- 7** Seasons winning 8+ games
- 210** Academic All-Conference Award winners
- 105** All-Conference selections
- 33** NFL Draft picks
- 7** All-Americans
- 6** Freshman All-Americans
- 3** Programs with highest grad rates and GPAs



HEAD COACH BUTCH JONES

the highest graduation rates and team GPAs in school history while under Jones' leadership as head coach.

Jones took over the Tennessee program after spending the 2010-12 seasons as Cincinnati's head coach. The Bearcats compiled a 23-14 record in his three seasons while also winning the Big East title in 2011 and 2012. Jones was named the league's Coach of the Year after Cincinnati's 10-win season in 2011, while also earning the same honor from CBSsports.com in 2012 after his squad captured its second consecutive bowl victory and finished in the Top 25.

Jones was also the head coach at Central Michigan from 2007-09, winning 27 contests and leading the Chippewas to the 2007 and 2009 Mid-American Conference (MAC) titles. His three-year stint in Mount Pleasant saw Central Michigan compile a 22-3 MAC record, make three consecutive bowl-game appearances and post a No. 23 postseason ranking in 2009. Jones was the only head coach to lead the program to consecutive bowl games, as well as the first in the history of the MAC to do so in his first three seasons.

Prior to making his second stop at Central Michigan, Jones was the wide receivers coach at West Virginia from 2005-06. While coaching in Morgantown, WVU combined to post a 22-3 record, including a Sugar Bowl win over Georgia and Gator Bowl victory against Georgia Tech.

Jones served as an assistant at Central Michigan for seven years from 1998-2004. During that time, he served as offensive coordinator (2002-04), running backs coach (1999-2004) and as tight ends coach (1998).

He was also the offensive coordinator at his alma mater, Ferris State, from 1995-97 and at Wilkes University from 1993-94 while also serving as an assistant at Rutgers from 1990-92. His original entry into the coaching ranks was as an intern with the Tampa Bay Buccaneers from 1987-89.

Jones is a 1990 graduate of Ferris State University in Michigan. Jones and his wife, Barb, are the parents of three sons – Alex, Adam and Andrew.

AT A GLANCE ...

Tennessee (HC, 2013-17)

- Three consecutive bowl victories (1st time in 20 years)
- Three consecutive winning seasons (1st time in 20 years)
- Two consecutive 9-win seasons (1st time in 12 years)
- Two national top-five-ranked recruiting classes
- Defeated Florida and Georgia in the same season (1st time in 12 years)
- Tennessee achieved its highest ever GPA, single-year and multi-year APR, and Graduation Success Rate (GSR) in first 4 seasons
- Six NFL Draft choices in first four rounds in 2016 (1st time in 15 years)
- Never lost a game to a non-bowl eligible team
- Tennessee had its most prolific offense in history during the 2016 season, setting school records for most points scored (473) and most touchdowns (63) while posting the second most yards of total offense (5,768)
- Entering the 2017 season, Tennessee was one of just three SEC teams to win at least nine games the previous two years and one of just nine teams in the nation to win bowl games three consecutive seasons

Cincinnati (HC, 2010-12)

- Two conference championships
- Two consecutive bowl-game victories
- Finished ranked among the Top 25 teams in two of three seasons
- Two-time Big East Conference Coach of the Year

Central Michigan (HC, 2007-09)

- 22-3 Mid-American Conference record in 3 seasons as Central Michigan HC
- Two conference championships
- Three consecutive bowl game appearances as Central Michigan HC (1st time in school history)
- Central Michigan ranked in the Top 25



HEAD COACH BUTCH JONES



The Jones Family; Alex, Camille, Barb, Adam, Butch and Andrew

STAFF

NATIONAL CITY CHAMPIONSHIP AND BOWL EXPERIENCE

 2023	 COLLEGE FOOTBALL PLAYOFF 2020 Champions	 2020 Champions	 2019 Champions	 COLLEGE FOOTBALL PLAYOFF 2018 Championship Game
 2018 Champions	 2016 Champions	 2015 Champions	 2014 Champions	 2011 Champions
 2011 Champions	 2009 Champions	 2008	 2007	 2006 Champions
 2005 Champions				



ASSISTANT HC/DEFENSIVE COORDINATOR ROB HARLEY



Rob Harley is in his fourth season as the Red Wolves' assistant head coach and defensive coordinator in 2024.

Among many highlights for the defense in 2023 was a return to bowl season for the first time since 2019. Harley's defense was 5-0 on the season when registering 14 or more pressures on the opposing quarterback and continued to be an opportunistic unit. The Red Wolves were among 14 teams with four or more defensive touchdowns, scoring three of those against Texas State. A-State improved in the red zone defense by 82 spots in the national rankings improving from 91.7 percent in 2022 to 80.7 percent in 2023. A-State ranked 20th nationally with 6.8 tackles for loss per game, most for any A-State team since 2018.

Defensively, three players earned conference honors in 2023 headlined by third team all-conference selection Thurman Geathers. Geathers ranked second in the league with 42 pressures and was credited with 12 tackles for loss, most by any A-State player since 2021. Cornerback Samy Johnson and linebacker Charles Willekes were honorable mention all-conference picks.

In year two under Harley's guidance, the A-State defense saw improvement in many

statistical categories. Among the advances was the Red Wolves allowing seven fewer points per game, 100 total fewer yards per game to improve 40 spots in the national rankings, third down percentage defense improving from 41.4 percent to 36.4 percent to rank top-50 nationally, and 100 fewer yards per game of total offense. A-State showed the most improvement of any team in the nation last season, allowing 98.7 fewer rush yards per game than the previous season.

The Red Wolves proved to have a much more aggressive and opportunistic defense under Harley's direction, posting six more turnovers gained than the previous season. The Red Wolves increased their interceptions total from six in 2020 to seven in 2021, while also recording one more fumble recovery.

A-State also showed a marked improvement on the defensive side of the ball in the second half of the season, allowing 157 fewer yards per game and 16.0 less points per contest over the last six outings in comparison to the first six. The Red Wolves also allowed 2.4 yards less per play during that stretch, which included a win over ULM that was clinched on an A-State interception.

During his first season at Arkansas State, Harley helped guide three defensive players to all-conference honors, led by defensive lineman Kivon Bennett's second-team selection. Bennett ranked among the top five players in the league in both tackles for loss and sacks.

Prior to his arrival in Jonesboro, Harley spent six seasons as linebackers coach at Pitt while also serving as the Panthers' recruiting coordinator during his final four years.

The 2020 Pitt defense allowed just 93.5 yards rushing and 339.5 yards total offense per game to rank fifth and 24th in the nation, respectively. The Panthers also led all FBS teams in total sacks (46) and tackles for loss (111), while posting 20 turnovers gained in 11 games for the 10th most in the country. Under Harley's direction,

COACHING CAREER

Year	School	Position
2010-11	Ohio Dominican	DBs/Linebackers/Asst. Special Teams Coordinator
2012	Michigan State	Graduate Assistant (Offense/Special Teams)
2013	Michigan State	Graduate Assistant (Linebackers/Special Teams)
2014	FIU	Linebackers
2015-17	Pittsburgh	Linebackers
2017-20	Pittsburgh	Linebackers/Recruiting Coordinator
2021-cur.	Arkansas State	Assistant Head Coach/Defensive Coordinator

ASSISTANT HC/DEFENSIVE COORDINATOR ROB HARLEY



linebacker SirVocea Dennis was tabbed All-ACC after recording 57 tackles, 14.5 tackles for loss and 4.0 sacks on the year. The sophomore's 14.5 stops behind the line of scrimmage are tied for the seventh most in the nation.

Harley's linebackers were also highly instrumental for a Pitt defense in 2019 that yielded only 312.9 yards per contest, ranking 15th nationally. The group combined for 16.5 sacks, helping the Panthers lead the nation in that category (3.92 per game, 51 total). The linebackers' production was even more impressive considering the starting lineup was fully retooled from 2018.

Under Harley's watch, graduate transfer Kylan Johnson enjoyed the finest season of his career with 10.5 tackles for loss, 6.5 sacks and two forced fumbles. Johnson received Honorable Mention All-ACC recognition and signed as a free agent with the Miami Dolphins. Phil Campbell and Cam Bright combined for nearly 120 tackles and 17 TFLs.

Another example of Harley's ability to develop playmakers is Oluwaseun Idowu, who concluded his collegiate career in 2018 as one of the most prolific tacklers in recent Pitt history. Originally a walk-on, Idowu became a three-year starter, collecting 250 tackles during that span, and was an All-ACC honoree.

In 2016, the Panthers' linebackers helped key a rush defense that finished 16th nationally, yielding just 119.6 yards per game. Matt Galambos enjoyed the best production of his career over the 2015-16 seasons, achieving personal bests in every category under Harley's watch. Another productive linebacker from that 2016 squad, Bam Bradley, went on to play for the Baltimore Ravens.

In Harley's initial season at Pitt, he oversaw the development of Nicholas Grigsby, a 2015 All-ACC performer who spent time with the Detroit Lions, New England Patriots and Los Angeles Rams.

Harley joined Pitt after spending the 2014 season as the linebackers coach at FIU, where he helped the Golden Panthers rank among the most disruptive defenses in college football. FIU ranked first nationally in fumble recoveries (19), second in defensive touchdowns (six), fourth in turnovers gained (33), eighth in turnover margin (plus-11 overall; 0.92 margin per game) and 35th in total defense (363.8 yards per game).

While at FIU, Harley recruited and coached linebacker Anthony Wint, who would go on to earn All-Conference USA honors and finish his



collegiate career second in school history with 336 tackles. Wint went on to sign with the New York Jets.

Harley's Pitt appointment served as a reunion with Pat Narduzzi. Harley was a graduate assistant at Michigan State for two seasons (2012-13) when Narduzzi was the Spartans' defensive coordinator.

At Michigan State, Harley gained experience on both sides of the ball. In 2013, he worked with the linebackers and special teams, helping the Spartans to a 13-1 record, the Big Ten title and a 24-20 victory over Stanford in the Rose Bowl. Michigan State's defense yielded just 252.2 yards per game to rank second nationally.

In 2012, Harley worked with the Spartans' offense and special teams. Behind 1,793-yard rusher Le'Veon Bell, Michigan State earned a berth in the Buffalo Wild Wings Bowl, where it defeated TCU, 17-16.

During the 2010 and 2011 seasons, Harley served as the defensive backs/linebackers coach and assistant special teams coordinator at Ohio Dominican University, an NCAA Division II program.

A former safety at Ohio State (2001-05), Harley earned three letters with the Buckeyes and was a member of their 2002 national championship team. In Harley's final three seasons, Ohio State posted a 29-8 record, including two victories in the Fiesta Bowl (2003 and 2005 seasons).

A 2006 graduate of Ohio State, Harley has deep roots with the Buckeyes. His great uncle is the legendary Chic Harley, the first three-time All-American in Ohio State history.

Harley earned his bachelor's in business administration from Ohio State. He additionally owns a master's degree in kinesiology from Michigan State.

Harley and his wife, Danielle, have two sons, Paxton and Nash.

STAFF



OFFENSIVE COORDINATOR/QBs KEITH HECKENDORF

STAFF



Keith Heckendorf begins his sixth season in 2024 as the Red Wolves' offensive coordinator and quarterbacks coach.

Heckendorf has guided a Red Wolves' offense that has put up impressive numbers while featuring numerous All-Sun Belt Conference selections and a pair of wide receivers in Omar Bayless and Jonathan Adams Jr. who earned multiple All-America accolades.

Last season, Heckendorf coached the Sun Belt Conference Freshman of the Year and three All-Sun Belt Conference picks. True-freshman quarterback Jaylen Raynor debuted against Stony Brook and made his first start in the league opener against Southern Miss helping A-State to a 6-5 record along the way. Raynor was the first true-freshman quarterback to be named SBC Freshman of the Year since 2007 and the second in the league's history. He was the fifth A-State standout to earn the honor. Raynor finished the year with 2,543 passing yards and 17 scores to go with 380 rush yards and five touchdowns becoming just the second FBS freshman quarterback to record at least 2,500 passing yards, 350 rushing yards and five or more rushing touchdowns in just 11 games played.

Center Jacob Bayer was the top-rated center in the Sun Belt Conference, ranked second in the Group of Five and third in FBS according to rankings by Pro Football Focus. Bayer earned First Team All-Sun Belt honors, the first offensive lineman for A-State to do so since 2018. Offensive lineman Makilan Thomas was a Second Team All-Sun Belt choice giving the Red Wolves two or more offensive linemen on the first or second teams since 2016.

In 2022, four players on offense earned All-Sun Belt accolades. Quarterback James Blackman, running back Johnnie Lang Jr., wide receiver Champ Flemings and offensive lineman Jordan Rhodes were selected All-Sun Belt at their respective positions.

In the 2021 season alone, Arkansas State ranked 11th in the nation in passing offense (313.9 ypg) and averaged nearly 400 yards total offense per game to rank fourth in the Sun Belt. The Red Wolves put up over 500 yards in a game four times, including 680 against Memphis for the fourth most in school history.

The year prior, in 2020, Arkansas State ranked second in the nation in passing offense (364.4 ypg) and averaged 488.9 yards total offense that was not only the 14th highest in the country, but also the second best ever by an A-State team.

The Red Wolves' prolific passing offense put up 39 touchdowns, which broke both the school and Sun Belt Conference records. The offense averaged 6.3 yards per play for the second-highest mark ever by an A-State squad and averaged 32.9 points per game to rank 35th in FBS.

Heckendorf's initial season at A-State saw the offense ranked 26th and 33rd in the country in scoring offense and total offense, respectively, to help the Red Wolves' post an 8-5 record and Camellia Bowl victory over Florida International.

The 2019 team ranked No. 10 in the country in passing offense (312.1 ypg) and No. 14 in team passing efficiency (157.55) as well.

COACHING CAREER

Year	School	Position
2004	Mosinee HS	Assistant Coach
2005	Nebraska	Offensive Quality Control
2006-07	Nebraska	Offensive Graduate Assistant
2008-10	Western Carolina	Offensive Coordinator/QBs Coach
2011-13	North Carolina	Player Development
2014-15	North Carolina	Quarterbacks Coach/Recruiting Coordinator
2016-18	North Carolina	Passing Game Coordinator/QBs Coach
2019-cur.	Arkansas State	Offensive Coordinator/QBs Coach

OFFENSIVE COORDINATOR/QB's KEITH HECKENDORF



STAFF

Also overseeing the quarterbacks position each of the last five years, Heckendorf mentored a pair of quarterbacks named 2020 All-Sun Belt Conference Honorable Mention in Logan Bonner and Layne Hatcher. The duo combined for 3,921 passing yards that, when combined, would have ranked as the third most in the nation among any single quarterback despite A-State playing just 11 games.

The quarterback position wasn't the only one to flourish in Heckendorf's high-powered offense as wideouts Bayless and Adams were named the Sun Belt's 2019 Player of the Year and 2020 Offensive Player of the Year, respectively. All said, A-State has had 17 players tabbed all-conference between the quarterback, running back, tight end, wide receiver and offensive line positions.

Bayless, along with fellow wide receiver Kirk Merritt, signed NFL free agent contracts with the Carolina Panthers and Miami Dolphins, respectively, following the 2019 campaign.

Heckendorf came to A-State after spending the previous eight seasons in multiple roles with the North Carolina football program, including the last five as quarterbacks coach. He also served as the Tar Heels' passing coordinator the last three years and as the recruiting coordinator in 2014 and 2015.

The Mosinee, Wis., native also spent the 2011-13 seasons in a player development position at North Carolina.

His time at North Carolina saw the football program play in five bowl games and appear in the 2015 Atlantic Coast Conference (ACC) championship game, the same year the Tar Heels won 11 games for their best season in nearly two decades.

North Carolina won 19 combined games in 2015 and 2016, which were the most in Chap-

el Hill since the 1996 and 1997 seasons. The Tar Heels finished 15th in the country in the top 25 polls in 2015 when it led the nation in yards per play and ranked ninth in scoring offense with a school-record 40.7 points per game.

North Carolina's passing game was among the nation's best under Heckendorf's leadership, while the Tar Heels also set the school record for passing yards three of the last five seasons. During that time Heckendorf tutored some of the most successful quarterbacks in school history, including the 2017 NFL Draft's No. 2 overall pick in Mitch Trubisky.

Prior to his tenure at North Carolina, Heckendorf spent three seasons as the offensive coordinator and quarter-backs coach at Western Carolina. He also spent three seasons at Nebraska that included trips to the 2005 Alamo Bowl and 2007 Cotton Bowl.

Heckendorf had a standout career as a quarterback at St. Cloud State (Minn.) from 2000-03. He was a two-time finalist for the Harlon Hill Trophy, which is given annually to the top player in NCAA Division II football, finishing second and third in the voting. He was also a consensus American Football Coaches Association (AFCA) All-America pick, and a two-time Academic All-America choice.

He was the Division II recipient of the prestigious National Football Foundation (NFF) Scholar-Athlete Award. He earned his bachelor's degree in elective studies from St. Cloud State University in 2004, and he completed his master's in education administration from the University of Nebraska in 2014.

A native of Mosinee, Wis., Heckendorf is married to the former Ms. Mia Mauer of Saint Paul, Minn. They have twin sons Ethan and Elliott.



ASSOCIATE HC/RUNNING BACKS MARQUASE LOVINGS



Marquase Lovings enters his third season at Arkansas State in 2024 as the Red Wolves' associate head coach and running backs coach.

Returning to a bowl game for the first time since 2019, A-State's rushing attack was key to success in 2023. The Red Wolves had eight games of 100-plus rushing yards, going 6-2 in those games, after totaling seven total the previous two seasons combined. The 'Natural State Run Game' featuring Ja'Quez Cross, Zak Wallace and Cedric Hawkins totaled 1,447 rush yards and 15 scores on the year.

Lovings guided Johnnie Lang Jr. to All-Sun Belt accolades in 2022. Lang registered 419 rushing yards and three rushing touchdowns to go with 24 catches for 238 yards and three more scores. Brian Snead rushed for six touchdowns on the season, two more than A-State had total during the 2021 season.

Lovings came to A-State after most recently spending the 2021 season as the defensive line coach at Nicholls State, but also returns to the sideline as an assistant coach of a Sun Belt Conference program for the second time after previously serving as Louisiana's running backs coach

for six seasons from 2011-16 and defensive line coach for one other in 2017. He has been part of seven bowl games and two FCS playoff appearances during his coaching career.

Returning to Nicholls State for his second stint as defensive line coach in 2021, he helped the Colonels defense rank No. 2 in the Southland Conference in total defense while posting the program's fifth consecutive winning season. He was also a member of the Nicholls State coaching staff in 2018, when the Colonels collected the first of back-to-back conference championships.

Between his two stints at Nicholls State, Lovings spent the 2019 and 2020 campaigns at Austin Peay. He was named interim head coach in the fall of 2020 after serving as associate head coach for the Governors in 2019, when he oversaw the defensive line. Under his leadership, Austin Peay concluded the 2020 year by winning four of its final five games, including a 34-31 victory over No. 13 Murray State in its season finale.

Austin Peay posted one of the best defensive seasons in program history in 2019, ranking among the FCS' top 20 in rushing defense (No. 8), total defense (No. 12), scoring defense (No. 15) and third-down defense (No. 16). Josephus Smith and Shaun Whittinghill each earned All-Ohio Valley Conference honors and John Wesley Whiteside was named to the league's All-Newcomer team.

During Lovings' seven seasons at Louisiana, including his first six as running backs coach, the Ragin' Cajuns played in the New Orleans Bowl five times, winning four of those contests. He was a 2014 nominee for the Broyles Award, which is awarded to the nation's top assistant coach, and in 2018, he was a recipient of the 35 Under 35 AFCA Coaches Leadership Institute.

Under his direction, former Ragin' Cajuns running backs Elijah McGuire and Alonzo Harris

COACHING CAREER

Year	School	Position
2007-08	Mississippi State	Defensive Quality Control
2009-10	Mississippi State	Defensive Graduate Assistant
2011-16	Louisiana	Running Backs
2017	Louisiana	Defensive Line
2018	Nicholls	Defensive Line
2019	Austin Peay	Defensive Line
2020	Austin Peay	Interim Head Coach
2021	Nicholls	Defensive Line
2022-cur.	Arkansas State	Running Backs

ASSOCIATE HC/RUNNING BACKS MARQUASE LOVINGS



STAFF

combined to rush for over 3,800 yards and 48 touchdowns during a two-year span (2013-14) that saw each earn All-Sun Belt honors. In 2014, McGuire earned Player of the Year and Offensive Player of the Year honors for the league. McGuire went on to rush for over 4,300 yards and 42 touchdowns while at Louisiana and was a sixth-round NFL Draft pick by the New York Jets.

During the 2013 season, the duo each combined for over 1,800 yards and 22 rushing touchdowns and each earned First Team All-Sun Belt recognition. Louisiana finished second in the Sun Belt and 26th nationally in rushing offense with 204.5 yards per game. In 2011, Lovings helped Harris rush for 700 yards and eight touchdowns to earn the Sun Belt Freshman of the Year award.

Before joining the Ragin' Cajuns, Lovings spent four seasons at Mississippi State (2007-10), first as a defensive quality control coach before taking over as a defensive graduate assistant for his final two seasons. The Bulldogs had several standout defensive linemen, including Titus Brown and Fletcher Cox. Brown went on to play with the Cleveland Browns from 2008-12, and Cox went on to become the 12th pick of the 2012 NFL Draft by the Philadelphia Eagles.

A graduate and former walk-on tight end at Howard University, Lovings also has high school coaching on his resume with stints at Dunbar High in Washington, D.C., and his alma mater, P.K. Yonge High in Gainesville, Fla.

Lovings earned his masters in sports administration from Mississippi State University in 2008 and is currently pursuing his doctorate in education at Mississippi State.

Lovings and his wife, Krystal, have a son, EJ, and a daughter, Khloe.



SPECIAL TEAMS COORDINATOR/SAFETIES

JOSH CONKLIN



Josh Conklin, a former head coach at the FCS level and defensive coordinator at multiple FBS schools, enters his second season in 2024 as the Red Wolves' special teams coordinator and safeties coach.

In his first year in Jonesboro, Conklin saw safety Trevian Thomas lead the defense in tackles (91) and interceptions (2) while his specialists group shined. A-State ranked ninth nationally in kickoff return at 25.37 yards per return and blocked three kicks to lead the conference. Punter William Przystup was a First Team All-Sun Belt pick leading the conference with an average punt of 42.9 yards and a league-best 15 punts of 50-plus yards. Ja'Quez Cross, the first player in Sun Belt history named SBC Offensive and Special Teams Player of the Week the same week, was a Third Team All-Sun Belt pick after ranking seventh nationally with 28.1 yards per kickoff return.

Conklin came to A-State after most recently spending the last five years as the head coach at Wofford, where he led the Terriers to a pair of Southern Conference titles and was named the league's Coach of the Year in 2019.

Prior to Wofford, he served as the defensive coordinator at Pittsburgh for three seasons (2015-17) after spending the previous two years (2013-14) in the same role at Florida International. He moved into the FBS coaching ranks in 2012 as the safeties

coach at Tennessee.

Conklin was the defensive coordinator at The Citadel from 2010-11, and his path to Jonesboro also included his first stop at Wofford (2007-09) and a two-year stint (2005-06) at South Dakota State as a defensive backs coach and special teams coordinator at both schools.

During Conklin's time as a head coach, defensive coordinator, special teams coordinator and position coach, he has been a part of 91 victories, helped lead his teams to either a bowl game or playoffs appearance in six different seasons and mentored over 50 all-conference selections.

Conklin's first two seasons at Wofford saw him lead the Terriers to back-to-back Southern Conference championships while reaching the NCAA FCS playoffs in 2018 and 2019. At the conclusion of the 2019 season, he was named the conference's Coach of the Year by the media.

The 2019 squad dropped its first two games of the season before winning the next five in a row. Following a setback to Clemson, Wofford claimed wins over Mercer, Furman and The Citadel to finish its conference slate with a 6-1 record and advance to the playoffs.

A total of nine players earned All-Southern Conference honors, including quarterback and Offensive Player of the Year Joe Newman. Offensive lineman Blake Jeresaty earned the Jacobs Blocking Trophy, along with multiple All-America honors. The Terriers were ranked No. 17 by the FCS Coaches and No. 16 in the STATS FCS poll at the end of the season. Overall, the team led the conference in rushing offense, rushing defense, total defense, sacks and sacks allowed.

The 2018 campaign began with SoCon wins over The Citadel and VMI, and the team held a 6-2 record heading into the month of November. A win over Western Carolina on Nov. 10 secured a 6-2 mark in league play, which was good for a share of the Southern Conference title. The Terriers went on to defeat Elon, 17-9, in the first round of the playoffs before falling 13-10 against No. 4-ranked Kennesaw State.

Wofford had 11 players earn all-conference recognition following the season. Additionally, Miles

COACHING CAREER

Year	School	Position
2003-04	South Dakota State	Graduate Assistant
2005-06	South Dakota State	Secondary/Special Teams
2007-09	Wofford	Defensive Backs
2010-11	The Citadel	Defensive Coordinator
2012	Tennessee	Safeties
2013-14	Florida International	Defensive Coordinator
2015-17	Pittsburgh	Defensive Coordinator
2018-22	Wofford	Head Coach
2023-cur.	Arkansas State	Special Teams Coordinator/Safeties

SPECIAL TEAMS COORDINATOR/SAFETIES JOSH CONKLIN



Brown, Justus Basinger and Andre Stoddard were selected as All-Americans. The squad ended the year ranked No. 12 by the FCS Coaches and No. 13 in the STATS FCS poll, while leading the SoCon in total defense, scoring defense, rush defense, pass defense and rushing offense.

Conklin took his first head coaching position after serving three seasons as Pitt's defensive coordinator. Under Conklin's watch, Pitt featured one of the most productive pass rushes in the country, compiling 111 sacks during his time with the program. The Panthers ranked sixth nationally in sacks in 2016, averaging 3.31 per contest.

In 2017, the Panthers ended the season with a 24-14 upset of undefeated and No. 2-ranked Miami. Pitt had four sacks in the game and held the Hurricanes to 45 rushing yards. Senior cornerback Avonte Maddox was recognized as a Third Team All-ACC selection, while junior linebacker Oluwaseun Idowu and junior safety Jordan Whitehead received Honorable Mention All-ACC honors.

Conklin's 2016 unit also boasted lofty national rankings in rush defense (16th, 119.6 yards per game) and defensive touchdowns (eighth, four TDs). The Panthers collected a 43-42 win over eventual national champion Clemson in Death Valley to highlight an 8-5 season that culminated in a trip to the PinStripe Bowl. In his first season as defensive coordinator, Pitt posted an 8-5 record and earned a berth in the Military Bowl.

Defensive end Ejuan Price enjoyed the finest two years of his career playing in Conklin's defense. Price racked up 24.5 sacks over the 2015-16 seasons and was twice selected First Team All-ACC. As a senior, he led the conference and ranked second in the country in tackles for loss (1.8 per game) en route to Second Team All-America honors. Price was selected by the Los Angeles Rams in the 2017 NFL Draft. In the secondary, safety Jordan Whitehead was an All-ACC selection each of his first two seasons and was the league's 2015 Rookie of the Year.

Conklin joined Pitt after building an impressive resume as FIU's defensive coordinator for two years. In his final season, he was nominated for the prestigious Broyles Award after overseeing a unit that ranked first nationally in fumble recoveries (19), second in defensive touchdowns (6), fourth in turnovers gained (33), eighth in turnover margin (plus-11 overall; 0.92 margin per game) and 35th in total defense (363.8 ypg).

Prior to FIU, Conklin was the safeties coach at the University of Tennessee and defensive coordinator and safeties coach at The Citadel. During his lone season in Knoxville, he coached safety LaDarell McNeil, who was named to the SEC All-Freshman Team. Cornerback Byron Moore also finished the season with five interceptions, the fifth most in the country.

While at The Citadel, Conklin coached cornerback Cortez Allen, a member of the Pittsburgh Steelers from 2011-15. Conklin's defenses at The Citadel ranked among the best in the Southern Con-



ference. The Bulldogs were especially stingy in scoring defense in 2011, holding their opponents under 20 points in seven of 11 contests.

From 2007-09, Conklin coached the defensive backs at Wofford. He added special teams to his responsibilities in his final season working with the Terriers.

During Conklin's initial two years, Wofford had 33 interceptions. The Terriers led the Southern Conference in 2007 with 20 interceptions and ranked second in 2008 with 13. Wofford advanced to the FCS Playoffs in each of those seasons.

In 2007, the Terriers won the second Southern Conference title in school history and led the league in scoring defense. After a historic win at Montana in the first round of the playoffs, the Terriers were defeated in the quarterfinals by Richmond. Cornerback Brian Kemp was named Second Team All-Southern Conference.

The 2008 team advanced to the first round of the playoffs before ending the year with a 9-3 record. Safety Jason Leventis and cornerback Mychal Johnson earned Second Team All-Southern Conference honors as the squad was second in the league in interceptions. While working with the special-ists in 2009, punter Chris Tommie was named First Team All-Southern Conference with a 43.8 average.

Conklin's coaching career was launched at South Dakota State, where he served as a graduate assistant in 2003 and 2004. He was then promoted to a full-time post with the Jackrabbits, coaching the secondary and special teams in 2005 and 2006. In 2006, SDSU finished 21st in the nation and ranked second in the conference in pass defense.

During his two seasons as the special teams coordinator, he coached kicker and Great West Conference Special Teams MVP Parker Douglass.

Conklin, native of Gillette, Wyoming, is a 2003 graduate of Dakota State University. He was a starting linebacker and Academic All-American for the Trojans. In addition to his bachelor's in physical education from DSU, Conklin also earned a master's in sport administration from South Dakota State.

Conklin and his wife, Molly, have three children – sons Clark and Davis and daughter Millie.

STAFF



TIGHT ENDS NICK GRIMES



Nick Grimes enters his second season at Arkansas State in 2024 as the Red Wolves' tight ends coach.

In his first season with A-State, Grimes helped the Red Wolves rush offense nearly double its production to 184.8 yards per game. A-State returned to a bowl game for the first time since 2019 and had the top-ranked recruiting class in the league for the third-straight season. Tight ends accounted for 35 receptions, 285 yards and two touchdowns.

Grimes comes to A-State after most recently spending the 2022 season coaching the tight ends position at UAB, but his path to Jonesboro also included a five-year stop at Campbell and three-year stint at Cincinnati. Grimes brings 12 years of coaching experience with him to Jonesboro, including the last eight at the FBS and FCS levels.

"Nick brings a wealth of experience with him as both a coach and former student-athlete," said Jones. "The son of coach J.B. Grimes, Nick has been around football his entire life and has a strong overall knowledge of the game, specifically on the offensive side of the ball after previously working as an offensive coordinator in addition to his strong background coaching the tight ends position. We're excited to welcome him and his wife Cortney, daughter Tatum and

son Gus to our Red Wolves family."

Grimes helped lead UAB to a 7-6 record and 24-20 victory over Miami (OH) in the Bahamas Bowl last year. The Blazers ended the season ranked eighth in the nation in rushing offense (235.6 ypg), 26th in third-down conversion (.452) and 32nd in total offense (438.2 ypg) while averaging 30.1 points per game.

Under Grimes direction, four different UAB tight ends combined for 28 receptions for 282 yards and three touchdowns. Following the 2022 season, Grimes briefly served as an offensive analyst on the SMU football staff before joining A-State.

"I am blessed and excited to be joining the Arkansas State family," said Grimes. "Coach Jones has put together a great staff. They have created a phenomenal culture on and off the field. I could feel the energy and enthusiasm when walking into the team room for the first time and look forward to working with these players and competing this fall. Wolves up!"

Grimes spent the 2017 through 2021 seasons at Campbell, including the last three years as the Fighting Camels' offensive coordinator. He also coached tight ends during his entire tenure at Campbell and was the special teams coordinator in 2017 and 2018.

His final season in Buies Creek, N.C., saw Campbell rank 30th in the nation in passing efficiency and 51st in total offense. Three offensive players were tabbed First Team All-Big South Conference, including tight end Julian Hill, wide receiver Caleb Snead and offensive lineman Tyler McClellan.

With a four-game, all-FBS schedule in 2020, the Campbell offense ranked No. 4 among FCS programs in total offense, No. 3 in rushing offense, No. 5 in passing offense and No. 1 in third down conversions at season's end.

Quarterback Hajj-Malik Williams, the Preseason Big South Offensive Player of the Year, was named Stats Perform FCS Player of the Week following the Camels' season opener at Georgia Southern after posting 310 yards total offense

COACHING CAREER

Year	School	Position
2014	Cincinnati	Graduate Assistant
2015-16	Cincinnati	Tight Ends/Fullbacks
2017-18	Campbell	Tight Ends
2017-21	Campbell	Offensive Coordinator
2022	UAB	Tight Ends
2023-cur.	Arkansas State	Tight Ends



TIGHT ENDS NICK GRIMES

(237 pass, 73 rush) with three touchdowns. Additionally, two Camels on the offensive side of the ball were named Second Team All-Big South despite not playing a league schedule in 2020, including Hill and McLellan.

During his first season as offensive coordinator, Grimes led one of the most balanced attacks in the Big South. The Camels posted at least 200 rushing yards and 200 passing yards in the same game six different times in 2019. Campbell rushed for a season-high 269 yards at North Alabama, while passing for a season-best 266 yards on its way to 515 yards total offense in a win at Mercer. The Camels also rushed for 100 or more yards six times on the season.

Four offensive players earned Big South post-season honors for Campbell, including Offensive Freshman of the Year Malik Williams. Offensive linemen Jacob Cuddington and McLellan were tabbed first and second team all-conference, respectively, while tight end Michael Wooten garnered Big South All-Academic accolades.

Williams, also named First Team Freshman All-America (HERO Sports), was a four-time Big South Freshman of the Week in 2019, earning honorable mention FCS Freshman of the Week nods five times. A STATS Jerry Rice Award finalist, the quarterback became the second Camel and first CU freshman to pass for more than 2,000 yards in a single season.

In 2018 as Campbell's tight ends coach, the Camels ranked ninth nationally in sacks allowed, clearing the way for six individual 100-yard rushing games. Campbell own the Big South's second-ranked passing offense, standing No. 2 in pass completions, passing yards and pass touchdowns, as well as third-ranked totals in scoring offense, touchdowns, total offense, rushing yards and rushing touchdowns. Wooten was named to the Big South's All-Academic team, as well as second team all-conference by Phil Steele.

In Grimes' first season on the Campbell staff in 2017, the Camels' offense became the PFL's top offensive unit, averaging 436.5 yards per game – a school record. CU was also one of two squads in the PFL to average more than 33 points per game, adding the league's second highest rushing yards per game total with a 228.7 average.

Campbell also set school records for passing touchdowns (21) and passing yards per game (207.8), while hitting the 50 touchdown mark for the second time in the program's 10 seasons.

Grimes moved to Campbell after three seasons at Cincinnati under head coach Tommy Tu-



STAFF

berville, who was an assistant coach at A-State in 1983 and 1984. He served as the Bearcats' tight ends and fullbacks coach in 2015 and 2016. In 2014, Grimes' first season at Cincinnati, he was a graduate assistant for tight ends and special teams.

During his time at Cincinnati, the Bearcats participated in the 2015 Hawaii Bowl, as well as the 2014 Military Bowl after claiming a share of the American Athletic Conference title.

Grimes has a wealth of experience at the prep level in Texas, coaching three seasons at Navasota High School from 2010-12 and at Howe High School in 2013, where he was the offensive coordinator and strength and conditioning coordinator.

After lettering one season as a defensive lineman at Tulsa, Grimes transferred to Sam Houston State, where he lettered three seasons, earning honorable mention All-Southland Conference accolades and also taking a SHSU offensive lineman of the year nod. He was a team captain as well.

Grimes graduated from Sam Houston State University in 2009 with a degree in kinesiology and a minor in history.

Originally from College Station, Texas, Grimes finished his high school career at J.H. Rose High School in Greenville, N.C., where he was an all-district performer, state championship defensive player of the game and a Shrine Bowl participant.

He and his wife, Cortney, have two children – daughter Tatum and son Gus.



OFFENSIVE LINE ANDY KWON

STAFF



Andy Kwon enters his fourth season on the Red Wolves coaching staff after joining the program in 2021. After spending his first season as the tight ends coach, Kwon's coaching duties shifted to the offensive line in 2022.

Year two in the trenches saw a massive improvement for the Red Wolves. Center Jacob Bayer was the top-rated center in the Sun Belt Conference, ranked second in the Group of Five and third in FBS according to rankings by Pro Football Focus. Bayer earned First Team All-Sun Belt honors, the first offensive lineman for A-State to do so since 2018. Offensive lineman Makilan Thomas was a Second Team All-Sun Belt choice giving the Red Wolves two or more offensive linemen on the first or second teams since 2016. Jalen Cunningham, a participant at the Kansas City Chiefs mini-camp, was an Honorable Mention All-Sun Belt pick giving A-State three offensive linemen on the all-conference awards list last year. Bayer was also recognized for his work in the classroom becoming A-State football's first Academic All-American since 2013.

Statistically, A-State nearly doubled its rush offense from 88.2 yards per game in 2022 to 162.1 yards per game in 2023. After finding the endzone just four times via the ground game in 2021, the Red Wolves have 35 rushing touchdowns over the last two seasons, 16 in 2022 and 19 in 2023. The offense allowed 48 sacks in 2021, but brought the number down to 27 in

2023 after allowing 38 in 2022.

In his first season working with the offensive line, A-State produced 16 rushing touchdowns, most since having 18 back in 2018. Kwon guided Jordan Rhodes to All-Sun Belt recognition with Rhodes making 11 starts at right guard. Rhodes was invited to minicamp with the New Orleans Saints becoming the first A-State offensive lineman since Lanard Bonner (2019) to have an NFL opportunity.

While working with the tight ends, Kwon helped guide freshman Emmanuel Stevenson to Sun Belt Conference Honorable Mention honors last year. Stevenson ended his true freshman season with 22 receptions for 193 yards and a pair of scores.

Four tight ends contributed in the passing game for A-State last season by recording a combined 37 receptions for 325 yards and three scores, while also playing a role in the Red Wolves' rushing attack that featured running back Alan Lamar, a Second Team All-Sun Belt Conference selection as an all-purpose player.

Kwon comes to Arkansas State after most recently spending three seasons working with Jones at Alabama as an offensive line graduate assistant coach, helping the Crimson Tide post an 11-0 record and No. 1 spot in the College Football Playoff (CFP) rankings in 2020.

His first two seasons with the program in 2018 and 2019 saw it compile a combined 25-3 record. The 2018 team played in the CFP national championship game, while the 2019 squad capped off the year with a 35-16 win over Michigan in the Citrus Bowl to finish ranked No. 8 in the final AP Top 25 poll.

Kwon also completed a "Bill Walsh Minority Internship" with the Cleveland Browns in May of 2019.

Prior to his time at Alabama, Kwon served as an offensive graduate assistant coach at Akron during the 2017 season. That year, the program soared to first place in the MAC East with huge victories over Ohio and Kent State to claim the division title and a spot in the MAC Championship game for the second time in program history and first time since 2005. Akron also advanced

COACHING CAREER

Year	School	Position
2017	Akron	Offensive Graduate Assistant
2018-20	Alabama	Offensive Line Graduate Assistant
2021	Arkansas State	Tight Ends
2022-cur.	Arkansas State	Offensive Line



OFFENSIVE LINE ANDY KWON



STAFF

to an FBS bowl for the second time in three years, another program first.

A two-year team captain and two-time All-Sun Belt Conference selection as an offensive lineman at Georgia Southern, Kwon participated in an undrafted free agent tryout for the NFL's Arizona Cardinals following his collegiate playing career. He was also a member of the Rimington Trophy Watch List during his time with the Eagles.

Kwon earned his bachelor's degree in Sports Management in 2017 from Georgia Southern University before going on to receive his Master of Science in Human Environmental Sciences from the University of Alabama in 2020.

Kwon and his wife, Tessa, were married in December 2022.



WIDE RECEIVERS DERRICK LETT



Derrick Lett is in his fourth season overseeing the wide receivers unit for Arkansas State in 2024. Prior to his arrival in Jonesboro, Lett spent eight years (2013-20) coaching at the collegiate level, including stops at Tennessee (2013-14) and Yale (2015-20).

Lett helped A-State to a bowl game for the first time since 2019 and the top-ranked recruiting class in the league for the third consecutive season. Jeff Foreman closed out his A-State career as the seventh player in program history to top 2,000 career receiving yards. Courtney Jackson was named Honorable Mention All-Sun Belt with a team-high 39 receptions for seven scores and 689 yards.

Lett guided Champ Flemings, the first A-State receiver with back-to-back 100-yard receiving games since 2020, to All-Sun Belt recognition. Nine different receivers logged receptions during the year, led by Flemings with 41 catches for 492 yards. Jeff Foreman led the team with four receiving touchdowns while having 491 yards on 30 total receptions.

In 2021, second-year freshman Corey Rucker and junior Te'Vailance Hunt earned All-Sun Belt Conference Second Team and Third Team honors, respectively, under Lett's watch. Rucker also earned FWAA Freshman All-America honors, posting a team-leading 826 receiving yards on 59 catches. His nine touchdowns ranked second

in the league.

The Red Wolves saw 11 different wide receivers get involved in A-State's passing game that ranked 11th in the nation with 313.9 yards per game. Hunt accounted for 51 receptions covering 740 yards and six touchdowns, while Jeff Foreman added 31 catches for 556 yards to give him a 17.9 yards-per-catch average.

Prior to A-State, Lett coached running backs at Yale six years while also serving as the Bulldogs assistant head coach from 2019-20. Lett, who was also Yale's recruiting coordinator, helped lead the program to Ivy League championships in both 2017 and 2019 with identical 9-1 records each of those seasons.

He regularly helped sign FCS recruiting classes that were ranked among the top five nationally while overseeing a running backs unit that excelled under his direction. He coached three running backs who earned All-Ivy League honors at least once, including Alan Lamar, Deshawn Salter and Zane Dudek.

Dudek was also tabbed an FCS All-America selection, while Lamar was named to the Freshman All-America Team in 2016. He also coached former Yale running back Austin Reuland, who played in the CFL.

An offensive quality control assistant at Tennessee under Jones for two seasons prior to Yale, Lett worked with the running backs, wide receivers and punt return group while assisting the recruiting coordinator.

He helped lead the 2014 Volunteers to their first bowl-game victory since 2010. Working mainly with the wide receivers, the unit had four members record at least 30 catches. As a group, they caught 19 touchdown passes in 12 games.

Prior to his time at Tennessee, Lett spent four years as an assistant at Bowling Green (Ohio) High School. He was in charge of the secondary his first two years before becoming the passing game coordinator, primarily in charge of quarterbacks and wide receivers. He implemented a new offense that more than doubled passing production, helping three of his players earn college scholarships. In addition to his coaching

COACHING CAREER

Year	School	Position
2009-12	Bowing Green HS	QBs/WRs/Secondary
2013-14	Tennessee	Offensive Quality Control
2013-20	Yale	Running Backs/Recruiting Coordinator
2019-20	Yale	Asst. HC/Recruiting Coordinator/Running Backs
2021-cur.	Arkansas State	Wide Receivers Coach



WIDE RECEIVERS DERRICK LETT



STAFF

duties with football, he also coached the varsity track team.

A four-year letter winner at Bowling Green State University from 2001-05, Lett appeared in 49 consecutive games, helping the Falcons to two bowl-game victories, and at one point, a No. 16 ranking in the country. He was part of a wide receiver corps that ranked third in the country by Athlon Sports, as well as an offense that finished fourth in the nation in scoring.

Lett, who earned the school's Coaches Award, graduated with a Bachelor of Science in Business Administration in 2006.

Lett and his wife, Andi, have two daughters, Jaela and Alise.



DEFENSIVE RUN GAME COORD./DEFENSIVE LINE VINSON REYNOLDS



Owning over 15 years of collegiate coaching experience, Vinson Reynolds begins his third season at Arkansas State in 2024 as the Red Wolves' defensive line coach and defensive run game coordinator.

Last season, Reynolds helped the defense post 6.8 tackles per loss per game, most for an A-State team since 2018. Defensive end Thurman Geathers earned Third Team All-Sun Belt honors after ranking second in the league with 42 pressures. Geathers finished the year with 12 tackles for loss, most by an A-State player since 2021. A-State was 5-0 when the squad accumulated 14 or more pressures and had a season-high 25 pressures at ULM.

In 2022, Reynolds helped the A-State defense become the most improved rush defense in the country allowing nearly 100 fewer rushing yards per game than the previous season. The Red Wolves allowed seven fewer points per game, 100 total fewer yards per game to improve 40 spots in the national rankings, their third down percentage defense improved from 41.4 percent to 36.4 percent to rank top-50 nationally. He

guided Kivon Bennett to a second consecutive all-conference selection while TW Ayers was honorable mention all-conference at defensive tackle.

Reynolds spent the six seasons as the defensive line (2016, 2020-21) and defensive tackles (2017-19) coach at Syracuse, but his career path to A-State also included coaching positions at Western Michigan, Central Michigan, Central Oklahoma, Oklahoma State and Wisconsin-Platteville. He was part of at least one bowl game at all four of his FBS stops.

When Reynolds arrived at Syracuse in 2016, he molded a young defensive line that featured future NFL Draft selection Chris Slayton and two freshman starters at defensive end. The results showed the following season, as his group of interior lineman contributed to a Syracuse defense that allowed 6.4 fewer points, 28.3 fewer rushing yards and 57.1 fewer total yards per game than the year before.

The growth of the Orange's defensive line continued under Reynolds direction, helping the squad rank among the top 16 teams in the country in sacks during two different seasons. Their 2018 defense actually ranked in the top 10 nationally in five defensive categories, including turnovers gained (3rd), fumbles recovered (5th) and sacks (6th).

The performance helped spur Syracuse to a 10-3 record, a Camping World Bowl victory over West Virginia and a No. 15 ranking in the final AP Top 25 and AFCA Coaches Polls. Slayton flourished as the anchor of the front seven, earning an invitation to the East-West Shrine Bowl after the season before being drafted by the New York Giants.

In 2021, Syracuse ranked third in the Atlantic Coast Conference (ACC) and 16th nationally with over six sacks per game. Cody Roscoe was se-

COACHING CAREER

Year	School	Position
2006-07	Wisconsin-Platteville	Defensive Line
2008	Oklahoma State	Defensive Graduate Assistant
2009	Oklahoma State	Defensive Quality Control
2010	Central Oklahoma	Defensive Line
2011-12	Central Michigan	Defensive Line
2013-15	Western Michigan	Defensive Line
2016	Syracuse	Defensive Line
2017-19	Syracuse	Defensive Tackles
2020-21	Syracuse	Defensive Line
2022-cur.	Arkansas State	Defensive Line

DEFENSIVE RUN GAME COORD./DEFENSIVE LINE VINSON REYNOLDS



STAFF

lected to the All-ACC First Team, while Josh Black earned honorable mention honors.

Reynolds joined the Orange after serving as the defensive line coach at Western Michigan from 2013-15. At WMU, he was part of a staff that engineered one of the most impressive turnarounds in FBS history. Reynolds and the WMU coaches transformed the Broncos from a 1-11 team in 2012 into a program that earned consecutive bowl berths in 2014 and 2015. The 2015 Broncos were 8-5 and defeated Middle Tennessee 45-31 in the Bahamas Bowl, the first bowl victory in school history.

In 2014, Reynolds directed a Western Michigan defensive line that recorded 17 of the team's 29 sacks. The unit was part of a Bronco defense that finished third in the Mid-American Conference (MAC) in points allowed per game. Reynolds also was recognized for his recruiting prowess that year. Rivals.com named him to its list of the top 10 recruiters from schools outside the Power Five and American Athletic Conference. That year Reynolds helped solidify, what was at the time, the website's highest ranked class (No. 58) in MAC history.

Prior to his stint in Kalamazoo, Reynolds mentored the defensive linemen at Central Michigan where he helped the Chippewas to a win over Western Kentucky in the 2012 Little Caesars Pizza Bowl. The group included Pittsburgh Steelers and Buffalo Bills defensive end Leterrius Walton, who was selected in the sixth round of the 2015 NFL Draft.

Before making the move to CMU, Reynolds was the defensive line coach at Central Oklahoma in 2010. He also previously worked as a graduate assistant and defensive quality control

coach at Oklahoma State for head coach Mike Gundy. Oklahoma State made appearances in the 2008 Holiday Bowl and 2010 Cotton Bowl while Reynolds was on the OSU staff.

Reynolds started his coaching career in 2006 as the defensive line coach at Division III University of Wisconsin-Platteville.

In addition to his collegiate experience, Reynolds has completed two NFL internships. In 2015, he gained critical coaching skills and perspective with the Baltimore Ravens under John Harbaugh. During the summer of 2016, Reynolds worked with head coach Chuck Pagano and the staff of the Indianapolis Colts.

A Detroit, Michigan, native, Reynolds played his college football at Northern Illinois from 2000-03. He was named to the All-MAC First Team at defensive end as a senior after totaling 76 tackles, including 15 for a loss, and six sacks.

Reynolds earned his undergraduate degree from Northern Illinois in 2004. He received his master's degree in adult education from Wisconsin-Platteville in 2007.

Reynolds and his wife, Cynthia, have three sons – Eric Coley, Josiah Reynolds and Jeremiah Reynolds.



DEF. BACKS/DEF. PASS GAME COORDINATOR JAY SIMPSON



Jay Simpson begins his third season at Arkansas State in 2024 as the Red Wolves' defensive backs coach and defensive pass game coordinator.

Year two with the Red Wolves saw the team return to a bowl game for the first time since 2019 and A-State landed the top-ranked recruiting class in the league for the third consecutive season. Cornerback Samy Johnson ranked fifth on the team with 57 tackles and earned Honorable Mention All-Sun Belt Conference honors following the season.

In his first season with A-State, Trevian Thomas and Eddie Smith were among the leading tacklers on the team out of the safety positions. Smith led the team with two interceptions to go with his 58 tackles while Thomas ranked fourth on the team with 76 tackles. The Red Wolves allowed seven fewer points per game, 100 total fewer yards per game to improve 40 spots in the national rankings, their third down percentage defense improved from 41.4 percent to 36.4 percent to rank top-50 nationally.

Simpson came to A-State after spending the last six seasons in multiple roles on the UAB football staff, including the last three as the Blazers cornerbacks coach. He helped UAB win three straight C-USA West Division titles in 2018, 2019, and 2020, along with winning the 2018

and 2020 Conference USA Championships. The championships were led in part by defenses that finished top 10 nationally in total defense for three straight years (2018-2020).

Most recently, Simpson helped guide UAB to a 9-4 overall record and 6-2 mark in C-USA play in 2021 as the defense excelled once again, ranking 16th in the country in total defense. Under Simpson's guidance, Starling Thomas was named All-Conference USA after leading the team in pass break ups (8) and total passes defended (10) while Dacarrion McWilliams was a Freshman All-Conference selection.

In 2020, UAB finished seventh nationally in passing yards allowed per game, allowing just 173.2. The Blazers also ranked seventh in total defense, allowing opponents to gain 311.1 yards per game. UAB continued to excel in third down defense. The Green and Gold ranked seventh in the country after boasting a 3rd down conversion defense of .298.

Simpson's group was led by Second Team All-Conference USA members Brontae Harris and TD Marshall.

In 2019, UAB finished eighth nationally in total defense and Simpson's unit ranked eighth nationally in passing yards allowed (183.6).

Leading the charge was Honorable Mention All-Conference USA performer Marshall. After moving from wide receiver to cornerback midway through fall camp, Marshall became a full-time starter midway through the season and quickly established himself a shutdown corner.

Marshall finished the year 28 tackles and seven pass breakups. His most impactful play was a 76-yard pick-six which was the game-winning touchdown in UAB's 26-21 victory over North Texas in the season finale to secure the C-USA West Division title.

UAB finished the year with 56 total pass breakups and seven interceptions, leading the league in pass defense efficiency (117.0).

Simpson joined UAB in 2016 and spent two seasons (2016, 2017) as a graduate assistant working with defensive backs. He transitioned into his role as defensive analyst for UAB's re-

COACHING CAREER

Year	School	Position
2014-15	South Alabama	Defensive Quality Control
2016-17	UAB	Defensive Graduate Assistant
2018	UAB	Defensive Analyst
2019-21	UAB	Defensive Backs
2022-cur.	Arkansas State	Defensive Backs

DEF. BACKS/DEF. PASS GAME COORDINATOR JAY SIMPSON



STAFF

cord-setting 2018 season in which the Blazers finished ninth nationally in total defense.

Working alongside defensive backs coach Blake Shrader, Simpson helped the Blazers become one of the most dominant defenses in the country as their unit finished the season ranked 14th nationally in passing yards allowed and 21st in passing efficiency defense.

Prior to UAB, Simpson began his coaching career at South Alabama and spent the 2014-15 seasons with the Jags where he was quality control and worked with linebackers in 2014, and defensive backs in 2015.

Simpson played his college football at South Alabama from 2009-11 and was a two-year starter at corner. He graduated from South Alabama in 2011 with a business degree.

Simpson and his wife, Kelsey, have three daughters, Khodi, Kamden and Kassidy.



LINEBACKERS GRIFFIN MCCARLEY



Griffin McCarley begins his first season as the Arkansas State linebackers coach in 2024.

McCarley comes to A-State after most recently spending the 2023 season as an analyst for Ole Miss, but his path to Jonesboro also included stops at Northern Iowa, Kansas State, Troy and West Alabama.

During the 2023 campaign with Ole Miss, McCarley oversaw the inside linebackers. He assisted in the implementation of a new defensive scheme under defensive coordinator Pete Golding and helped Ole Miss to a program-best 11 wins, including a Peach Bowl victory over Penn State.

The Haleyville, Ala., native went to Ole Miss after spending the 2022 season as linebackers coach at Northern Iowa. Under his direction, linebackers Spencer Cuvelier and Korby Sander earned All-Missouri Valley Football Conference (MVFC) recognition. Cuvelier and Sander each ranked inside the top 15 nationally in tackles.

Prior to his time at Northern Iowa, McCarley helped Kansas State's defense in 2021 trim 12.2 points per game off its average from the previous season. The Wildcats' mark of 21.0 points allowed per game was their best mark since 2003 and ranked 23rd nationally. Additionally, Kansas State surrendered its fewest yards allowed per game since 2009 (344.7), while its 129.5 rush-

ing yards allowed per game was its best effort in four years.

Owning experience in the Sun Belt Conference, McCarley spent three years at Troy working with the Trojans' inside and outside linebackers. With his assistance, Troy's defense posted one of the best turnarounds in the nation in 2020 with the Trojans improving 63 spots nationally in scoring defense from 2019 to 2020 and 38 spots in total defense.

McCarley began his coaching career as a student assistant at his alma mater West Alabama, helping coach the linebackers and defensive line. He also played linebacker collegiately at North Alabama, winning a pair of Gulf South Conference titles. McCarley graduated with a bachelor's degree in interdisciplinary studies with a focus in sport management/physical education in 2018. He is married to the former Allison Purifull and the couple has a daughter, Kennedy.



COACHING CAREER

Year	School	Position
2015-18	West Alabama	Student Assistant
2018-20	Troy	Inside and Outside Linebackers
2021	Kansas State	Defensive Analyst
2022	Northern Iowa	Linebackers
2023	Ole Miss	Analyst
2024-cur.	Arkansas State	Linebackers



SUPPORT STAFF



JEFF JONES

Assistant AD
Athletics Performance

Owning over 15 years of coaching experience at the collegiate level, including prior stops at Arkansas State, Boise State, Auburn and Appalachian State, Jeff Jones enters his fourth year in 2024 as the Red Wolves' Assistant Athletics Director for Athletics Performance.

Jones came to Arkansas State owning previous Sun Belt Conference championships with both the Mountaineers (2019) and Red Wolves (2012), while also collecting an SEC title at Auburn in 2013 and WAC championships at Boise State in 2006, 2008 and 2009. During his time at the four schools, they combined to play in 11 bowl games.

Jones arrived at Arkansas State after most recently spending the 2020 season as the director of athletic performance at Fairfield (Iowa) High School, which followed a one-year stint in the same role at Appalachian State when the Mountaineers claimed the 2019 New Orleans Bowl championship.

Prior to his time in Boone, N.C., Jones spent three seasons (2016-18) overseeing the athletics performance program for Luther College in Decorah, Iowa.

Jones was the lead assistant athletic performance coach at Auburn for three seasons (2013-15) as well, working with a Tigers football program that appeared in the 2013 BCS National Championship Game and three consecutive bowl games.

Making his second stop in Jonesboro, Jones also spent the 2012 season in the top assistant position for the athletics performance staff at A-State. His initial year at A-State saw the Red Wolves win 10 games while claiming a second straight Sun Belt championship.

Jones began his coaching career at Boise State, working as a graduate assistant on the athletic performance staff in 2006 before taking over a full-time assistant position with the Broncos from 2007-11.

Jones earned his bachelor's degree in exercise science-health promotion from Central College in Pella, Iowa, in 2006 before going on to earn his master's degree in curriculum and instruction in foundational studies from Boise State University in 2011.

Jeff and his wife, Rachel, have one son, Colt.



JAKE MANNING

Assistant AD
Football Operations

Jake Manning enters his first season in 2024 at Arkansas State as Director of Football Operations after joining the program ahead of spring practice.

Manning was a football operations assistant at Illinois in 2023. His day-to-day duties included assisting in all aspects of team travel, planning camps and creation of weekly travel schedules for coaches and staff.

An Iowa alum, Manning spent four seasons in operations roles at Iowa from 2019-22. He coordinated travel arrangements for bowl games in 2021 and 2022 among other various duties.



JACK MULLEN

Assistant AD
Player Personnel

Jack Mullen is in his first season with Arkansas State as assistant athletics director for player personnel.

Mullen most recently spent the 2022 season at A-State as a defensive backs quality control coach, helping coach the most improved total defense in the Football Bowl Subdivision (FBS). He also worked heavily with the Red Wolves' special teams units, which included PFF Second Team All-American kick returner Johnnie Lang.

Prior to joining Jones' staff, Mullen was an assistant defensive backs coach and graduate assistant at Central Oklahoma in 2021 after spending the 2020 campaign at Northeastern State, where he tutored the defensive backs. While at UCO, he also assisted in many other program roles, including in travel and equipment operations.

During his stint at Northeastern State, he led positional meetings along with recruiting NSU's 2021 signing class.

Mullen began his coaching career as a student assistant at Bowling Green, helping with the Falcons' linebacker corps from 2016-20.

STAFF



SUPPORT STAFF



KEVIN COHN

Director of Scouting

Kevin Cohn is in his first season as the Director of Scouting.

Cohn joins the A-State support staff after spending the 2023 season as a recruiting assistant at Boston College. Prior to his time with Boston College, Cohn was an NFL scout for The 33rd Team. Cohn spent the 2021 season as the assistant director of player personnel at UConn coming off a two-year stint as a scouting assistant with the Jacksonville Jaguars.

Cohn graduated from Michigan State University in 2018.



JEFFERY EBERHART

Special Assistant
to the Head Coach

Jeffery Eberhart is in his first season as the special assistant to the head coach at Arkansas State.

Eberhart arrives in Jonesboro after three seasons in multiple roles at Stetson. In 2023, Eberhart was the safeties coach and video coordinator after coaching cornerbacks and free safeties in 2022. In his first season at Stetson, Eberhart was a quality control analyst.

Eberhart spent two seasons at Seminole (Fla.) High School coaching defensive backs in 2020. In 2019, he coached wide receivers and running backs. He began his coaching career at Florida State University School coaching the wide receivers in the spring of 2019.

Eberhart graduated from UCF in 2021.



ERIC ENNIS

Assistant AD for
Sports Medicine

Eric Ennis was elevated to head athletic trainer at Arkansas State in July of 2021 after serving the previous seven years as an assistant athletics trainer working with the Red Wolves' football program.

Ennis originally came to Jonesboro prior to the start of the 2014 season, taking on duties that included providing medical care through

recognition, assessment, treatment and rehabilitation for the football team.

His eight seasons with the program has seen the Red Wolves' claim two Sun Belt Conference championships while making six bowl-game appearances.

Prior to his time at Arkansas State, Ennis served as an athletic training intern for the NFL's Washington Commanders from June 2013 to 2014. His duties included assisting in the management of care, prevention, recognition, and evaluation of injuries, treatment and rehabilitation of all players and team personnel in consultation with, and under the supervision of, a team physician and/or consultants.

Other duties included uploading information into the NFL Injury Surveillance System (ISS) as required by the NFL, and assisting with the maintenance of the Impact Concussion Testing Database in compliance with NFL policy. He also assisted with documentation of daily injury and rehabilitation notes and maintained hydration tracking/reporting.

Ennis received his bachelor's degree in exercise science/athletic training from Murray State University in 2011 and a master's degree in higher education administration/athletic administration from Southeast Missouri State University in 2013.

During his time at Southeast Missouri State, Ennis served as a graduate assistant athletic trainer for the school's FCS football team, women's softball team, and baseball team.

In the summer of 2012, Ennis was a training camp intern for the NFL's St. Louis Rams. He was responsible for prevention, rehabilitation, documentation, and daily field set up. He also assisted full time with the athletic training staff with hydration, treatments, supply stock, and inventory during mini camps throughout the duration of training camp.

While at Murray State as an athletic training student, he volunteered with the football, soccer, and basketball teams.

His certifications include being a BOC certified athletic trainer, Blood Flow Restriction Therapy, Integrative Dry Needling Certified, American Red Cross First Aid and CPR, and HIV Infection and Disease Control.

He and his wife, Dani, have one daughter, Willow, and a son, Wyatt.



SUPPORT STAFF



BRONTE ZLOMEK

Director of
Player Development

Bronte Zlomek enters her third season at Arkansas State, this season as the Director of Player Development after serving as the Red Wolves' Director of On-Campus Recruiting and Events in 2022.

Zlomek joined A-State in 2022 after spending the previous three years working with the Wake Forest football program in multiple capacities, including the 2021 season as a recruiting and player personnel intern. She also worked with the Demon Deacons as student assistant during 2019 and 2020.

Her internship with the Demon Deacons saw her coordinate and create itineraries for all official and unofficial visits while serving as a host for prospects and their families during all visits. She was responsible for creating and distributing weekly graphics while also assisting the director of on-campus recruiting with preparation and organization of all game days and visit activities.

The Carlsbad, Calif., native was a member of the Wake Forest volleyball team as both a student-athlete and student coach for three seasons from 2017-19, when she gained experience in the recruiting process and in team settings.

Zlomek earned her bachelor's degree in communications from Wake Forest University in May of 2021.



RYAN FAVRE

Offensive Graduate Assistant

Ryan Favre enters his second season at Arkansas State in 2024 as a graduate assistant on the offensive side of the football. He joined the program after one season as tight ends and fullbacks coach at Stetson in DeLand, Fla.

Prior to his season with the Hatters, he was an offensive graduate assistant at Georgia Southern from 2018-21. With the Eagles, he gained experience coaching offensive linemen (2018), tight ends (2019) and quarterbacks (2020-21).

Favre owns a bachelor's degree in health and physical education from Georgia Southern, where he is also completing his master's of education in coaching.



RYLAN STAMN

Offensive Graduate Assistant

Rylan Stamn is entering his first season at Arkansas State in 2024 as a graduate assistant with the Red Wolves' offensive unit.

A graduate of Liberty University, Stamn comes to Jonesboro after spending the previous year in a defensive quality control position at Syracuse.

Stamn also holds experience in a defensive quality control role at Long Island University, as well as defensive coordinator from 2019-21 at Liberty Christian Academy (Va.).

He played collegiately at Frostburg State at quarterback, leading the squad to the 2018 NJAC championship.



GABE TORRES

Defensive Graduate Assistant

Gabe Torres enters his second season at Arkansas State in 2024 as a defensive graduate assistant. He joined the Red Wolves after three seasons at Charleston Southern as a defensive graduate assistant (2020-21) and cornerbacks coach (2022).

After two seasons as a GA for the Buccaneers, he was elevated to a full-time role coaching defensive backs. Under his watch, two players earned All-Big South honors in 2022 and finished inside the top 15 nationally in pass defense.

Prior to his stint at Charleston Southern, he was a defensive undergraduate assistant at North Texas during the 2019 season after two seasons (2018-19) as a recruiting student assistant.

Torres owns a bachelor's degree in recreation, event and sport management from North Texas and completed his master's in human resource management from Charleston Southern in 2022.

STAFF



SUPPORT STAFF



JORDAN WILLIAMS

Defensive Graduate Assistant

Jordan Williams enters his first season in 2024 at Arkansas State as a graduate assistant coach working on the defensive side of the ball.

Prior to Arkansas State, Williams spent the 2022 and 2023 seasons as the defensive line coach and special teams coordinator at IMG Academy. He helped the squad to back-to-back NPGAA National Championships.

Williams served in an offensive quality control position in 2021 at Alabama State after spending the 2020 season at Faulkner University as the defensive line graduate assistant.

Williams played collegiately at Alabama State from 2015-19 on the offensive line.



ALEX JONES

Offensive Quality Control

Alex Jones begins his fourth season in 2024 at Arkansas State, working in an offensive quality control position with the Red Wolves.

His first season at A-State saw the Red Wolves' offense rank 11th in the nation in passing offense (313.9 ypg) and averaged nearly 400 yards total offense per game to rank fourth in the Sun Belt Conference. The Red Wolves put up over 500 yards in a game four times, including 680 against Memphis for the fourth most in school history.

Jones came to A-State after spending the last three seasons as an offensive assistant with the Alabama football program. His final season (2020) with team saw the Crimson Tide post an unblemished 13-0 record on their way to claiming the National Championship.

Alabama compiled a combined 25-3 record Jones' first two years at the school in 2018 and 2019. The 2018 team played in the CFP National Championship game, while the 2019 squad capped off the year with a 35-16 win over Michigan in the Citrus Bowl to finish ranked No. 8 in the final AP Top 25 poll.

Prior to Alabama, Jones spent the 2017 season at his alma mater, the University of Tennessee, as a special teams student assistant. He was a football student-athlete playing for the Volunteers during the 2015 and 2016 seasons, serving as one of the team's kickers and holders.

Playing for his father, current A-State head coach Butch Jones, the Volunteers posted back-to-back 9-4 seasons capped with bowl game victories in 2015 and 2016. It was the first time 12 years that Tennessee put together two consecutive nine-win seasons. Jones was named to the Southeastern Conference (SEC) Football Honor Roll each of his two seasons as a student-athlete.

Jones earned his bachelor's degree in education, recreation and sport management from the University of Tennessee in 2018. He was a member of the National Society of Collegiate Scholars (NSCS) and National Society of Leadership and Success.



HUNTER TODD

Offensive Quality Control

Hunter Todd enters his second season at Arkansas State in 2024, serving in an offensive quality control role. He comes to Jonesboro after a stint as offensive coordinator at NAIA John Melvin University.

Prior to John Melvin, Todd spent one season as inside wide receivers coach and specialists coach at Stetson University, where he mentored a trio of all-conference wideouts and aided in the FCS' eighth-ranked passing offense.

Todd spent the 2021 season as coaching receivers and running backs at Central Methodist University, coaching an All-American. He coached receivers at Seminole High School in 2020 following his graduation from Florida State University.



MATT GALAMBOS

Defensive Quality Control

Matt Galambos is in his first year in the role of defensive quality control.

Galambos most recently coaches linebackers for the past two seasons at The Haverford School in Philadelphia, Pa. Prior to coaching at the high school level, Galambos was in sales and personal training.

After a standout career at Pittsburgh (2013-16), Galambos spent two seasons with the Pittsburgh Steelers practice squad.



SUPPORT STAFF



ZACK ROBERTSON

Defensive Quality Control

Zack Robertson enters his second season at Arkansas State in 2024, serving in a defensive quality control role, primarily at the safety position.

Robertson joined A-State in the spring after two seasons as a defensive backs graduate assistant at Midwestern State, coaching two All-Lone Star Conference picks in 2021.

During the 2019 and 2020 seasons, he coached at Northeastern State in Oklahoma, serving as assistant defensive line coach (2019) and nickels coach (2020).

Robertson graduated with honors in 2021 with a degree in nutritional sciences from Northeastern State, and is set to finish with his master's of education in sports administration from Midwestern State in 2024.



DAKOTA TILLMAN

Special Teams
Quality Control

Dakota Tillman is set to begin his second season in 2024 at Arkansas State in a special teams quality control role.

Tillman spent the 2022 season as special teams coordinator and outside linebackers coach at Wayne County High School in Jesup, Ga., helping the Yellow Jackets improve from 0-9 in 2021 to 10-3 and a state quarterfinal run in 2022. Under his guidance, WCHS boasted one of the best special teams units in Class AAAA and finished third in the state among all classifications for punts inside the 20.

Prior to his season in Jesup, Tillman served as special teams coordinator and defensive backs coach at Tattnall County High School (Reidsville, Ga.) for the 2021 season after three seasons as Co-Offensive Coordinator and special teams coordinator at Claxton High School (2018-20).

Tillman owns a bachelor's degree in computer science from Limestone University and master's of education in instructional technology from Georgia Southern.



SAM BRODY

Assistant Director of
Football Operations



JOHN CROMER

Head Equipment Manager



CAMERON CRUICKSHANK

Assistant Equipment Manager



JOEL BARON

Video Coordinator



LEY MCFADDEN

Director of On-Campus
Recruiting



GRANT BONNETTE

Defensive Scouting
Coordinator



CALEB GULLAHORN

Director of Creative Video



SPENCER KELLY

Director of Graphic Design



ROBERT SPEER

Head of Team Security



MICHAEL EXUM

Team Escort

STAFF



GAME 1 OKLAHOMA

REVIEW



SCORING	1	2	3	4	OT	F
Arkansas State	0	0	0	0	-	0
#20 Oklahoma	28	17	21	7	-	73



GAYLOR FAMILY-OKLAHOMA MEMORIAL STADIUM
NORMAN, OKLA. • SEPT. 2, 2023

NORMAN, Okla. – Arkansas State football dropped a 73-0 season-opening decision at 20th-ranked Oklahoma Saturday afternoon at Gaylord Family-Oklahoma Memorial Stadium.

Melique Straker and Javante Mackey led A-State (0-1) with 11 tackles apiece, marking Straker's fourth straight outing with 10 or more tackles and sixth of his career. The Sooners (1-0) outgained the Red Wolves 642-208 and recorded 36 first downs while going 11-for-14 on third down.

J.T. Shrout completed 12 of 26 passes for 148 yards in his A-State debut at quarterback, while Courtney Jackson hauled in three receptions for a team-high 66 yards.

Dillon Gabriel tossed a pair of touchdowns for OU, completing 19 of 22 passes for 308 yards. In the second half, Jackson Arnold completed all 11 of his pass attempts for 114 yards and a score.

Oklahoma scored six rushing touchdowns, including two by Tawee Walker. Arnold and Gabriel also scored on the ground, as did Marcus Major and Kalib Hicks.

SCORING PLAYS

1st - 13:41	OU: Stoops 10 yd pass (Schmit PAT GOOD)
1st - 12:38	OU: Freeman 82 yd punt return (Schmit PAT GOOD)
1st - 7:50	OU: Major 2 yd run (Schmit PAT GOOD)
1st - 0:31	OU: Freeman 7 yd pass (Schmit PAT GOOD)
2nd - 12:21	OU: Walker 1 yd run (Schmit PAT GOOD)
2nd - 8:33	OU: Gabriel 5 yd run (Schmit PAT GOOD)
2nd - 0:37	OU: Schmit 21 yd field goal
3rd - 9:46	OU: Walker 1 yd run (Schmit PAT GOOD)
3rd - 6:29	OU: Gibson 21 yd pass (Schmit PAT GOOD)
3rd - 3:45	OU: Arnold 7 yd run (Marshall PAT GOOD)
4th - 9:43	OU: Hicks 6 yd run (Marshall PAT GOOD)

TEAM STATS

	ASU	OU
First Downs	10	36
Rushing Yards	48	220
Comp-Att-Int	13-27-0	30-33-0
Passing Yards	160	422
Punt Return Yards	0-0	3-90
Punts-Avg.	7-47.6	1-50
Fumbles-Lost	1-1	1-0
Penalties-Yards	14-111	6-65
Time of Possession	23:04	36:56

INDIVIDUAL STATS

RUSHING - Dailey 3-11-0; Cross 4-10-0; Shrout 1-10-0; Wallace 7-10-0; Snead 4-4-0; Hawkins 4-3-0

PASSING (COMP-ATT-TD-INT) - Shrout 12-26-0-0; Dailey 1-1-0-0

RECEIVING - Jackson 3-66-0; Bryant 3-33-0; Rucker 1-28-0; Jones 2-19-0; McCrumby 1-12-0; Snead 1-7-0; Stevenson 1-1-0; Cross 1-6-0



GAME 2 MEMPHIS



SCORING	1	2	3	4	OT	F
Memphis	3	21	7	0	-	37
Arkansas State	0	3	0	0	-	3



CENTENNIAL BANK STADIUM
JONESBORO, ARK. • SEPT. 9, 2023

JONESBORO, Ark. - Turnovers plagued the Arkansas State football team on Saturday night in a 37-3 loss to Memphis at Centennial Bank Stadium.

The Red Wolves (0-2) could not overcome a 24-0 deficit, against the Tigers (2-0), who forced four turnovers that resulted in 16 points. Memphis outgained A-State 389-235 while both teams gained 18 first downs.

Ja'quez Cross rushed for a career-high 57 yards on nine carries, while totaling 149 all-purpose yards. Reagan Ealy led the Scarlet and Black with a career-best five receptions for 34 yards.

Defensively, Thurman Geathers tallied a career-high eight tackles and tied for the team lead with Eddie Smith, Melique Straker and Javante Mackey. Keyron Crawford recorded 2.5 tackles for loss and a sack.

Tiger quarterback Seth Henigan completed 21 of 29 passes for 239 yards and two scores to Joe Scates and Tauskie Dove, along with a rushing score. Blake Watson led Memphis in rushing with 51 yards on 20 carries. down attempts. Ohio State racked up 538 yards – 370 passing, 168 rushing.

SCORING PLAYS

1st - 5:53	MEM: Morgan 47 yd field goal
2nd - 8:20	MEM: Scates 4 yd pass (Morgan PAT GOOD)
2nd - 7:34	MEM: DJ Bell 36 yd interception return (Morgan PAT GOOD)
2nd - 3:34	MEM: Dove 52 yd pass (Morgan PAT GOOD)
2nd - 0:04	ASU: Zvada 34 yd field goal
3rd - 8:51	MEM: Henigan 7 yd run (Morgan PAT GOOD)
4th - 0:00	MEM: Hargrove 17 yd run

TEAM STATS

MEM ASU

First Downs	18	18
Rushing Yards	150	64
Comp-Att-Int	21-29-0	22-41-2
Passing Yards	239	166
Punt Return Yards	1--1	2-18
Punts-Avg.	6-42.5	6-43.1
Fumbles-Lost	1-0	0-0
Penalties-Yards	8-45	4-40
Time of Possession	32:00	28:00

INDIVIDUAL STATS

RUSHING - Cross 9-57-0; Wallace 13-33-0; Snead 2-7-0; Dailey 3--11-0; Shrout 3--22-0

PASSING (COMP-ATT-TD-INT) - Shrout 12-25-0-2; Dailey 9-15-0-0; Begeal 1-1-0-0

RECEIVING - Rucker 3-40-0; Ealy 5-34-0; Stevenson 5-29-0; Shrout 1-24-0; Cross 2-16-0; Wallace 3-10-0; Mc-Crumby 1-7-0; Jackson 2-6-0

REVIEW



GAME 3 STONY BROOK



SCORING	1	2	3	4	OT	F
Stony Brook	0	0	0	7	-	7
Arkansas State	17	0	7	7	-	31



CENTENNIAL BANK STADIUM JONESBORO, ARK. • SEPT. 16, 2023

JONESBORO, Ark. - Ja'Quez Cross rushed for a career-high 164 yards on 15 carries, as the Arkansas State football team defeated Stony Brook 31-7 Saturday night at Centennial Bank Stadium.

Cross' career night included two touchdowns as A-State (1-2) totaled 345 yards on the ground – its most since Nov. 29, 2014 (469 versus New Mexico State). The Red Wolves out-gained the Seawolves (0-3) 485-311 and owned a 24-14 advantage in first downs.

Zak Wallace added 57 yards on 10 attempts while Jaylen Raynor ran for 57 yards in his collegiate debut. Raynor also completed 4 of 6 passes for 78 yards and a touchdown pass to Courtney Jackson in the fourth quarter. Freshman Cedric Hawkins carried the ball six times for 52 yards in the second half.

Casey Case completed 21 of 33 pass attempts for 221 yards and a fourth-quarter touchdown to Rahmon Hart, Jr. Anthony Johnson was the Seawolves' leading receiver, hauling in nine passes for 127 yards.

The Red Wolves jumped out to a 17-0 lead within the first 10 minutes and held that lead at the half.

Dominic Zvada capped A-State's opening drive with a 22-yard field goal, and then Wallace plunged across for a 1-yard rushing touchdown to make it 10-0. Less than two minutes later, Cross dashed 66 yards for the score, giving the Scarlet and Black a three-score lead after the opening quarter.

Raynor completed his first career touchdown pass early in the fourth quarter, hitting Jackson from 8 yards out to make it 31-0. The Seawolves scored their lone touchdown on the ensuing drive when Case found Hart for an 11-yard strike.

SCORING PLAYS

1st - 12:17	ASU: Zvada 22 yd field goal
1st - 8:03	ASU: Wallace 1 yd run (Zvada PAT GOOD)
1st - 6:14	ASU: Cross 66 yd run (Zvada PAT GOOD)
3rd - 1:45	ASU: Cross 5 yd run (Zvada PAT GOOD)
4th - 12:24	ASU: Jackson 8 yd pass (Zvada PAT GOOD)
4th - 9:14	SBU: Hart Jr. 11 yd pass (Kirby PAT GOOD)

TEAM STATS

	SBU	ASU
First Downs	14	25
Rushing Yards	90	345
Comp-Att-Int	21-33-0	11-23-0
Passing Yards	221	140
Punt Return Yards	1-0	1-0
Punts-Avg.	5-44.6	5-42
Fumbles-Lost	0-0	2-2
Penalties-Yards	3-40	3-40
Time of Possession	35:32	24:28

INDIVIDUAL STATS

RUSHING - Cross 15-164-2; Raynor 9-57-0; Wallace 10-57-1; Hawkins 6-52-0; Sharpe II 2-8-0; Dailey 4-7-0

PASSING (COMP-ATT-TD-INT) - Raynor 4-6-1-0; Dailey 7-17-0-0

RECEIVING - Foreman 1-42-0; Jackson 2-33-1; Ealy 2-29-0; Rucker 3-17-0; Stevenson 1-13-0; Bryant 2-6-0



GAME 4 SOUTHERN MISS



SCORING	1	2	3	4	OT	F
Southern Miss	7	10	10	10	-	37
Arkansas State	14	6	14	10	-	44



CENTENNIAL BANK STADIUM • JONESBORO, ARK. • SEPT. 23, 2023

JONESBORO, Ark. - Jaylen Raynor's electric performance in his first career start led the Arkansas State football team to a 44-37 victory over Southern Miss Saturday night at Centennial Bank Stadium.

Raynor accounted for 330 yards of total offense and five touchdowns (3 passing, 2 rushing) as the program's first true freshman starting quarterback since 2001. With the win, A-State (2-2, 1-0 SBC) won its first Sun Belt Conference opener since 2019. USM (1-3, 0-1) edged the Scarlet and Black in total offense, 449-425.

The Kernersville, N.C., native completed 11 of 21 passes for 233 yards while rushing for a team-best 97 yards, including a 62-yard scamper late in the fourth quarter. Courtney Jackson hauled in a pair of those touchdown passes, recording three catches for 97 yards, with Jeff Foreman racking up 77 yards on three catches and a score.

The Red Wolves wasted no time in adding to their score after the half, with Jackson scoring on a 60-yard pass from Raynor, who added an 8-yard rushing touchdown to his tally on the next drive to expand the lead to 34-17.

Southern Miss responded with 17 unanswered points to level the score at 34-all on a 59-yard rush by Clark, followed by a 42-yard field goal by Stein and a 22-yard touchdown pass from Wiles to Caston.

With 3:50 remaining, Zvada added his third field goal of the night – a 21-yard kick to put A-State ahead 37-34 before Raynor broke loose for a 62-yard rushing touchdown to push the lead back out to 10. The Golden Eagles added a 37-yard field goal by Stein with 16 seconds left, but were unable to recover the onside kick.

SCORING PLAYS

- 1st - 9:10** USM: Gore 2 yd run (Stein PAT GOOD)
- 1st - 6:03** ASU: Foreman 33 yd pass (Zvada PAT GOOD)
- 1st - 3:40** ASU: Jackson 5 yd pass (Zvada PAT GOOD)
- 2nd - 14:51** ASU: Zvada 36 yd field goal
- 2nd - 11:06** USM: Jones 28 yd pass (Stein PAT GOOD)
- 2nd - 10:13** ASU: Zvada 53 yd field goal
- 2nd - 6:23** USM: Stein 23 yd field goal
- 3rd - 14:46** ASU: Jackson 60 yd pass (Zvada PAT GOOD)
- 3rd - 9:47** ASU: Raynor 8 yd run (Zvada PAT GOOD)
- 3rd - 6:28** USM: Clark 59 yd run (Stein PAT GOOD)
- 3rd - 3:10** USM: Stein 42 yd field goal
- 4th - 14:00** USM: Caston 22 yd pass (Stein PAT GOOD)
- 4th - 3:50** ASU: Zvada 21 yd field goal
- 4th - 2:28** ASU: Raynor 62 yd run (Zvada PAT GOOD)
- 4th - 0:16** USM: Stein 37 yd field goal

TEAM STATS

	USM	ASU
First Downs	20	18
Rushing Yards	234	192
Comp-Att-Int	20-36-2	11-21-1
Passing Yards	215	233
Punt Return Yards	0-0	1-3
Punts-Avg.	4-30.2	4-42
Fumbles-Lost	0-0	0-0
Penalties-Yards	5-45	3-15
Time of Possession	30:28	29:32

INDIVIDUAL STATS

RUSHING - Raynor 17-97-2; Cross 10-58-0; Wallace 15-33-0; Jackson 1-5-0

PASSING (COMP-ATT-TD-INT) - Raynor 11-21-3-1

RECEIVING - Jackson 3-94-2; Foreman 3-77-1; Rucker 1-38-0; McCrumby 1-13-0; Cross 2-8-0; Ealy 1-3-0

REVIEW



GAME 5 UMASS

REVIEW



SCORING	1	2	3	4	OT	F
Arkansas State	17	14	14	7	-	52
UMass	0	10	10	8	-	28



MCQUIRK ALUMNI STADIUM • AMHURST, MASS. • SEPT. 30, 2023

AMHURST, Mass. - A potent passing offense paved the way to the Arkansas State football team's third consecutive win in a 52-28 rout at UMass Saturday at McGuirk Alumni Stadium.

A-State (3-2) got off to a roaring start, taking an early 17-0 lead after one quarter against the Minutemen (1-5), and racked up 556 yards of total offense, including 383 through the air by quarterback Jaylen Raynor.

Raynor completed 20 of 25 passes for six touchdowns – tying the single-game school record and becoming just the fourth FBS true freshman since 2013 with six touchdown passes in a game, joining Caleb Williams (Oklahoma vs Texas Tech, 2021), Justin Herbert (Oregon at California, 2016) and Patrick Mahomes (Texas Tech vs Baylor, 2014) as FBS true-freshman quarterbacks since 2013 with six or more touchdown passes in a game.

Nine different receivers caught passes, with five finding the end zone. Adam Jones led the way with a career-high 105 yards on three receptions, while both of Jeff Foreman's catches resulted in scores.

Zac Wallace led A-State's ground game with 11 carries for 54 yards. Ja'Quez Cross also took 11 carries for 48 yards and a score, while Raynor added 35 yards on 10 attempts to run his total offense yardage to 418 yards.

SCORING PLAYS

1st - 11:56	ASU: Cross 11 yd run (Zvada PAT GOOD)
1st - 9:04	ASU: Stevenson 5 yd pass (Zvada PAT GOOD)
1st - 4:43	ASU: Zvada 44 yd field goal
2nd - 14:48	UMA: Desrosiers 60 yd run (Carson PAT GOOD)
2nd - 13:31	ASU: Foreman 39 yd pass (Zvada PAT GOOD)
2nd - 7:36	ASU: Jackson 4 yd pass (Zvada PAT GOOD)
2nd - 2:45	UMA: Carson 22 yd field goal
3rd - 11:36	UMA: Carson 24 yd field goal
3rd - 9:55	ASU: Ealy 33 yd pass (Zvada PAT GOOD)
3rd - 3:04	UMA: Desrosiers 5 yd pass (Carson PAT GOOD)
3rd - 1:12	ASU: Foreman 26 yd pass (Zvada PAT GOOD)
4th - 13:57	ASU: Jones 55 yd pass (Zvada PAT GOOD)
4th - 10:52	UMA: Adams 2 yd run (Simpson pass)

TEAM STATS

ASU

UMASS

First Downs	32	22
Rushing Yards	173	112
Comp-Att-Int	20-25-0	29-38-1
Passing Yards	383	269
Punt Return Yards	2-28	1-4
Punts-Avg.	1-50	4-44.5
Fumbles-Lost	0-0	0-0
Penalties-Yards	10-104	12-127
Time of Possession	29:58	30:02

INDIVIDUAL STATS

RUSHING - Wallace 11-54-0; Cross 11-48-1; Raynor 10-35-0

PASSING (COMP-ATT-TD-INT) - Raynor 20-25-6-0

RECEIVING - Jones 3-105-1; Jackson 4-75-1; Foreman 2-65-2, Ealy 2-47-1; Stevenson 4-44-1



SCORING	1	2	3	4	OT	F
Arkansas State	0	0	0	3	-	3
Troy	7	13	3	14	-	37



VETERANS MEMORIAL STADIUM • TROY, ALA. • OCT. 7, 2023

TROY, Ala. - On Saturday afternoon at Veterans Memorial Stadium, the Arkansas State football team dropped a 37-3 decision at Troy.

The Red Wolves (3-3, 1-1 SBC) were limited to just 203 yards of total offense, while the Trojans (4-2, 2-1) racked up 587 yards – 351 on the ground.

Javante Mackey and Justin Parks led all players defensively with nine tackles apiece, with Trevian Thomas recording eight tackles and a fumble recovery – the second of his career.

Jaylen Raynor passes for 156 yards, completing 15 of his 27 pass attempts. Jeff Foreman hauled in a team-high four receptions for 76 yards.

With 3:51 remaining, Dominic Zvada put A-State on the board by drilling a 45-yard field goal, making him 7-of-10 on the season and 24-of-28 for his career.

SCORING PLAYS

1st - 9:50	TROY: Vidal 1 yd run (Renfro PAT GOOD)
2nd - 12:11	TROY: Vidal 1 yd run (Renfro PAT GOOD)
2nd - 3:47	TROY: Renfro 27 yd field goal
2nd - 0:00	TROY: Renfro 28 yd field goal
3rd - 7:59	TROY: Renfro 39 yd field goal
4th - 12:46	TROY: Lewis 64 yd pass (Renfro PAT GOOD)
4th - 8:13	TROY: Vidal 69 yd run (Renfro PAT GOOD)
4th - 3:51	ASU: Zvada 45 yd field goal

TEAM STATS

	ASU	TROY
First Downs	11	20
Rushing Yards	47	351
Comp-Att-Int	15-27-0	12-21-0
Passing Yards	156	236
Punt Return Yards	0-0	1-5
Punts-Avg.	7-39.4	3-42.7
Fumbles-Lost	0-0	1-1
Penalties-Yards	2-22	8-75
Time of Possession	25:56	34:04

REVIEW

INDIVIDUAL STATS

RUSHING - Wallace 9-28-0; Cross 6-16-0; Raynor 14-5-0; Snead 3--2-0

PASSING (COMP-ATT-TD-INT) - Raynor 15-27-0-0

RECEIVING - Foreman 4-76-0; Rucker 3-51-0; Ealy 3-15-0; Jackson 1-6-0; Jones 1-5-0; Stevenson 1-5-0; Cross 2--2-0



GAME 7 COASTAL CAROLINA

REVIEW



SCORING	1	2	3	4	OT	F
Coastal Carolina	3	14	0	10	-	27
Arkansas State	0	3	7	7	-	17



CENTENNIAL BANK STADIUM • JONESBORO, ARK. • OCT. 21, 2023

JONESBORO, Ark. - Arkansas State football outscored Coastal Carolina 14-10 in the second half, but could not close the gap in a 27-17 loss to the Chanticleers Saturday night at Centennial Bank Stadium.

The Red Wolves (3-4, 1-2 SBC) totaled 422 yards of offense, including 306 through the air by Jaylen Raynor, who completed 19 of 35 passes for two touchdowns while rushing for a team-high 52 yards. Raynor linked up with Courtney Jackson five times for 99 yards and a score, while Corey Rucker led all players with 104 yards receiving on four grabs.

Three A-State defenders recorded double-digit tackles, led by Melique Straker's 11 stops (8 solo). Justin Parks and Charles Willekes both registered 10 tackles, with Parks notching a career-best and Willekes matching his previous career high.

Coastal Carolina got on the board with 24 seconds remaining in the first quarter when Kade Hensley drilled a 38-yard field goal to give the visitors a 3-0 lead after one. A-State looked to answer on its next drive and had a touchdown nullified by a penalty before a 23-yard field goal flew wide right.

A-State limited Coastal scoreless in the third quarter, while scoring on a 10-yard pass from Raynor to Emmanuel Stevenson to make it 17-10 entering the fourth.

With 2:49 remaining, Raynor found Jackson for a 20-yard touchdown pass to trim the margin back down to 10, but the Red Wolves could not close the gap on their final drive.

SCORING PLAYS

1st - 0:24	CCU: Hensley 38 yd field goal
2nd - 6:16	CCU: Pinckney 8 yd pass (Hensley PAT GOOD)
2nd - 4:46	ASU: Zvada 34 yd field goal
2nd - 0:30	CCU: Karr 7 yd pass (Hensley PAT GOOD)
3rd - 10:09	ASU: Stevenson 10 yd pass (Zvada PAT GOOD)
4th - 9:54	CCU: Hensley 22 yd field goal
4th - 3:54	CCU: Guest 3 yd run (Hensley PAT GOOD)
4th - 2:49	ASU: Jackson 20 yd pass (Zvada PAT GOOD)

TEAM STATS

	CCU	ASU
First Downs	20	16
Rushing Yards	186	116
Comp-Att-Int	25-30-0	19-35-2
Passing Yards	250	306
Punt Return Yards	2-9	2-15
Punts-Avg.	5-44.8	5-48.4
Fumbles-Lost	1-1	0-0
Penalties-Yards	4-35	9-103
Time of Possession	36:38	23:22

INDIVIDUAL STATS

RUSHING - Raynor 11-52-0; Cross 6-41-0; Wallace 5-14-0; Cobb 1-8-0; Hawkins 1-1-0

PASSING (COMP-ATT-TD-INT) - Raynor 19-35-2-2

RECEIVING - Rucker 4-104-0; Jackson 5-99-1; Stevenson 5-37-1; Foreman 2-28-0; Ealy 1-22-0; Cross 2-16-0



SCORING	1	2	3	4	OT	F
Arkansas State	7	3	7	17	-	34
ULM	3	6	7	8	-	24



MALONE STADIUM • MONROE, LA. • OCT. 28, 2023

MONROE, La. - A second-half offensive surge on Saturday afternoon carried the Arkansas State football team past ULM, 34-24, at Malone Stadium.

A-State (4-4, 2-2 SBC) earned its 14th consecutive win over the Warhawks (2-6, 0-5) and scored 24 points in the second half. The Red Wolves out-gained ULM 457-448, including 298 passing and 159 rushing, marking their second straight game of 400-plus yards.

Zak Wallace rushed 18 times for 118 yards and two scores, averaging 6.6 yards per carry, while Corey Rucker hauled in six receptions for a season-high 160 yards – his third time recording 100-plus receiving yards against the Warhawks.

McCormick added a pair of field goals from 30 and 20 yards out to give the hosts a 9-7 lead with 5:32 left in the first half, but Dominic Zvada booted a 49-yard kick through the uprights with just over 2 minutes left in the half to give the Red Wolves a 10-9 lead at the break.

A-State then scored 24 unanswered points to lead 34-16, beginning with a 5-yard touchdown pass from Raynor to Courtney Jackson to cap a 13-play drive that made it 17-16 after three.

Wallace then found the end zone twice early in the fourth quarter, scoring on rushes of 34 yards and 1 yard to push the Red Wolves' lead out to 31-16. Zvada tacked on a 42-yard field goal with 2:08 left to cap A-State's scoring. With 22 seconds remaining, Murphy connected with NyNy Davis for a score, followed by a successful 2-point conversion, but the onside kick was recovered by the Red Wolves to seal the win.

REVIEW

SCORING PLAYS

1st - 3:26	ULM: McCormick 50 yd field goal
1st - 1:36	ASU: Raynor 2 yd run (Zvada PAT GOOD)
2nd - 10:45	ULM: McCormick 30 yd field goal
2nd - 5:27	ULM: McCormick 20 yd field goal
2nd - 2:02	ASU: Zvada 49 yd field goal
3rd - 9:27	ULM: Quinlan 32 yd pass (McCormick PAT GOOD)
3rd - 4:10	ASU: Jackson 5 yd pass (Zvada PAT GOOD)
4th - 12:41	ASU: Wallace 34 yd run (Zvada PAT GOOD)
4th - 9:28	ASU: Wallace 1 yd run (Zvada PAT GOOD)
4th - 2:08	ASU: Zvada 42 yd field goal
4th - 0:22	ULM: Davis 12 yd pass (Murphy 2PT GOOD)

TEAM STATS

	ASU	ULM
First Downs	21	21
Rushing Yards	159	148
Comp-Att-Int	15-30-1	25-45-0
Passing Yards	298	300
Punt Return Yards	2--2	2-11
Punts-Avg.	5-44.4	6-38.3
Fumbles-Lost	0-0	0-0
Penalties-Yards	3-40	9-75
Time of Possession	26:37	33:23

INDIVIDUAL STATS

RUSHING - Wallace 18-118-2; Raynor 8-25-1; Cross 9-18-0

PASSING (COMP-ATT-TD-INT) - Raynor 15-30-1-1

RECEIVING - Rucker 6-160-0; Jackson 3-54-1; Foreman 2-53-0; Jones 1-12-0; McCrumby 1-11-0; Diaz 1-8-0; Stevenson 1-0-0



GAME 9 LOUISIANA



SCORING	1	2	3	4	OT	F
Louisiana	7	3	7	0	-	17
Arkansas State	14	6	7	10	-	37



CENTENNIAL BANK STADIUM • JONESBORO, ARK. • NOV. 4, 2023

JONESBORO, Ark. - A stingy defense and balanced offense led the Arkansas State football team to a 37-17 rout over Louisiana Saturday afternoon at Centennial Bank Stadium.

The Red Wolves (5-4, 3-2 SBC) limited the Ragin' Cajuns (5-4, 2-3) – the league's top rushing offense (11th nationally) entering the day – to just 64 yards rushing, the team's fewest in a conference game since rushing for 50 against A-State in 2016. The win marked A-State's first over the Cajuns since 2017.

A-State totaled 426 yards of offense – 232 on the ground and 194 through the air – and held Louisiana to 327 while converting all six of its red-zone trips. The Red Wolves also controlled possession a season-high 34:53.

Quarterback Jaylen Raynor and running back Ja'Quez Cross presented a formidable 1-2 punch, combining for 305 yards of offense. Raynor passed for 194 yards and rushed for 53 yards with two touchdowns, while Cross ran for 58 yards on 13 carries and led the team in receiving with six catches for 66 yards.

Zak Wallace, who led A-State with 88 yards rushing on 15 attempts, put the Red Wolves on the board first with an 18-yard touchdown, but the Cajuns answered on their next play from scrimmage with an 87-yard strike from Zeon Chriss to Peter LeBlanc. A-State then responded with an 11-play scoring drive capped by a 2-yard rushing TD by Raynor to give the Scarlet and Black a 14-7 lead after one quarter.

The Ragin' Cajuns turned to the ground game on their first drive of the second half, churning up 77 yards in 11 plays to make it 20-17 following a 2-yard rushing score by Chriss, who also completed 12 of 17 passes for 171 yards. A-State promptly answered with another 10-plus play scoring drive, capped by Raynor's 2-yard rush to put the score at 27-17 after three.

Zvada later tacked on a 30-yard field goal with 1:16 left to make it a 30-17 affair, followed by Mackey's 16-yard fumble recovery just 14 seconds later to close out the scoring.

SCORING PLAYS

1st - 9:14	ASU: Wallace 18 yd run (Zvada PAT GOOD)
1st - 8:59	LA: LeBlanc 87 yd pass (Almendares PAT GOOD)
1st - 4:14	ASU: Raynor 2 yd run (Zvada PAT GOOD)
2nd - 11:30	ASU: Zvada 41 yd field goal
2nd - 4:26	ASU: Zvada 20 yd field goal
2nd - 0:57	LA: Almdares 24 yd field goal
3rd - 6:25	LA: Chriss 1 yd run (Almdares PAT GOOD)
3rd - 2:08	ASU: Raynor 2 yd run (Zvada PAT GOOD)
4th - 1:16	ASU: Zvada 30 yd field goal
4th: 1:02	ASU: Mackey 16 yd fumble recovery (Zvada PAT GOOD)

TEAM STATS

	LA	ASU
First Downs	20	26
Rushing Yards	64	232
Comp-Att-Int	22-34-1	18-28-0
Passing Yards	263	194
Punt Return Yards	2-9	0-0
Punts-Avg.	4-40.2	3-46.7
Fumbles-Lost	1-1	1-0
Penalties-Yards	4-25	7-78
Time of Possession	25:07	34:53

INDIVIDUAL STATS

RUSHING - Wallace 15-88-1; Cross 13-58-0; Raynor 15-53-2; Hawkins 6-34-0; Burns 1-1-0

PASSING (COMP-ATT-TD-INT) - Raynor 18-28-0-0

RECEIVING - Cross 6-66-0; Jackson 2-47-0; Foreman 3-26-0; Jones 1-24-0; Hawkins 1-11-0; Ealy 2-7-0; Diaz 1-5-0; McCrumby 1-4-0; Wallace 1-4-0



GAME 10 SOUTH ALABAMA



SCORING	1	2	3	4	OT	F
Arkansas State	3	0	3	8	-	14
South Alabama	7	7	7	0	-	21



HANCOCK WHITNEY STADIUM • MOBILE, Ala. • NOV. 11, 2023

MOBILE, Ala. - The Arkansas State football team scored a late touchdown to pull within one score, but South Alabama fended off the comeback to earn a 21-14 win Saturday at Hancock Whitney Stadium.

The Red Wolves (5-5, 3-3 SBC) rallied from a 21-6 deficit to score on a 46-yard strike from Jaylen Raynor to Jeff Foreman, followed by a successful 2-point conversion. However, USA (5-5, 3-3) held possession for the final 3 minutes, 39 seconds to end the contest.

A-State totaled 302 yards of offense to South Alabama's 344 and recorded 19 first downs. Raynor completed 15 of 28 pass attempts for 186 yards a touchdown while Zak Wallace was the team's leading rusher with 56 yards on 11 carries. Jeff Foreman hauled in three catches for 61 yards.

Defensively, Trevian Thomas racked up a game-high 11 tackles (6 solo) and forced a fumble in the fourth quarter. Nate Martey registered career highs in tackles (6), tackles for loss (3.5) and sacks (2), while Charles Willekes had nine tackles and matched his career high with 1.5 tackles for loss.

Dominic Zvada put the Red Wolves on the board first with a 36-yard field goal, but La'Damian Webb scored on a 13-yard rush to put the hosts ahead 7-3. Webb rushed 28 times for 163 yards.

With seven seconds remaining in the first half, Carter Bradley gave the Jaguars a 14-3 halftime lead by finding Jamaal Pritchett for a 20-yard strike. Bradley completed 19 of 25 passes for 145 yards and a pair of touchdowns to Pritchett, who caught three passes for 50 yards.

Zvada drilled a 44-yard kick through the uprights with 12:55 to go in the third, but Bradley and Pritchett linked up again on the next drive for a 24-yard touchdown pass to make it 21-6 entering the fourth quarter.

Raynor found Foreman for their 46-yard score with 3:39 left in the game, followed by a Raynor plunge up the middle for the 2-point try to make it 21-14. The Jaguars then maintained possession to run out the clock.

SCORING PLAYS

1st - 9:18	ASU: Zvada 36 yd field goal
1st - 7:21	USA: Webb 13 yd run (Guajardo PAT GOOD)
2nd - 0:07	USA: Pritchett 20 yd pass (Guajardo PAT GOOD)
3rd - 12:55	ASU: Zvada 44 yd field goal
3rd - 8:01	USA: Pritchett 24 yd pass (Guajardo PAT GOOD)
4th - 3:39	ASU: Foreman 46 yd pass (Raynor 2PT GOOD)

TEAM STATS

	ASU	USA
First Downs	19	15
Rushing Yards	116	199
Comp-Att-Int	15-28-1	19-25-0
Passing Yards	186	145
Punt Return Yards	2-2	0-0
Punts-Avg.	4-26.2	6-35.3
Fumbles-Lost	1-0	2-1
Penalties-Yards	3-15	8-71
Time of Possession	27:08	32:52

INDIVIDUAL STATS

RUSHING - Wallace 11-56-0; Cross 13-52-0; Raynor 10-9-0; Hawkins 1-0-0

PASSING (COMP-ATT-TD-INT) - Raynor 15-28-1-1

RECEIVING - Foreman 3-61-1; Jones 3-30-0; Jackson 2-23-0; Hawkins 1-21-0; Rucker 2-18-0; McCrumby 2-15-0; Ealy 1-14-0; Wallace 1-4-0

REVIEW



GAME 11 TEXAS STATE

REVIEW



SCORING	1	2	3	4	OT	F
Texas State	10	7	7	7	-	31
Arkansas State	14	21	28	14	-	77



CENTENNIAL BANK STADIUM • JONESBORO, ARK. • NOV. 18, 2023

JONESBORO, Ark. - Arkansas State football scored early and often en route to becoming bowl-eligible for the first time since 2019, routing Texas State 77-31 on Saturday at Centennial Bank Stadium.

A-State (6-5, 4-3 SBC) scored seven times on the ground before piling on three defensive scores and a kickoff return touchdown, and scored its most points ever in a conference game. The 77 points against the Bobcats (6-5, 3-4) set the Sun Belt Conference record for points scored by a team in a league contest, while being the second-most in Centennial Bank Stadium history.

Three players rushed for multiple touchdowns, led by Ja'Quez Cross' three scores. Cross rushed 13 times for 139 yards (10.7 per carry), while adding 156 kickoff return yards and a touchdown to go along with 15 yards receiving for 310 all-purpose yards. Zak Wallace scored twice on seven carries for 65 yards, while Cedric Hawkins found the endzone twice in the second half.

Trevian Thomas accounted for the first of A-State's three defensive scores, picking up a third-quarter fumble and returning it 91 yards. Melique Straker piled up a dozen stops and added an 87-yard pick-six early in the fourth quarter. Dane Motley followed less than two minutes later by returning an interception 50 yards for a touchdown.

The Red Wolves made it 42-unanswered points on Thomas' 91-yard fumble return touchdown, putting the count at 56-17. Finley then broke the scoring drought with a 7-yard toss to Kole Wilson, making it 56-24 with 12 seconds to go in the third period, but Cross took the ensuing kickoff the other way for a 93-yard score – his fourth of the day – to make it 63-24 after three.

Straker and Motley then moved the Scarlet and Black past the 70-point mark with their interception returns of 87 and 50 yards, pushing the score out to 77-24 with 10:39 left.

SCORING PLAYS

1st - 10:17	TXST: Mahdi 4 yd run (Shipley PAT GOOD)
1st - 8:45	ASU: Wallace 41 yd run (Zvada PAT GOOD)
1st - 6:50	TXST: Shipley 43 yd field goal
1st - 2:03	ASU: Wallace 8 yd run (Zvada PAT GOOD)
2nd - 12:16	TXST: Hobert 18 yd pass (Shipley PAT GOOD)
2nd - 9:14	ASU: Cross 42 yd run (Zvada PAT GOOD)
2nd - 4:01	ASU: Cross 15 yd run (Zvada PAT GOOD)
2nd - 1:52	ASU: Cross 57 yd run (Zvada PAT GOOD)
3rd - 12:39	ASU: Hawkins 9 yd run (Zvada PAT GOOD)
3rd - 8:20	ASU: Hawkins 7 yd run (Zvada PAT GOOD)
3rd - 5:57	ASU: Thomas 91 fumble recovery (Zvada PAT GOOD)
3rd - 0:12	TXST: Wilson 7 yd pass (Shipley PAT GOOD)
3rd - 0:00	ASU: Cross 93 kickoff return (Zvada PAT GOOD)
4th - 12:20	ASU: Straker 87 yd interception (Zvada PAT GOOD)
4th - 10:39	ASU: Motley 50 yd interception (Zvada PAT GOOD)
4th - 6:19	TXST: Wilson 3 yd pass (Shipley PAT GOOD)

TEAM STATS

	TXST	ASU
First Downs	32	23
Rushing Yards	173	291
Comp-Att-Int	37-55-2	14-17-0
Passing Yards	366	196
Punt Return Yards	1-31	2-27
Punts-Avg.	4-41	2-54.5
Fumbles-Lost	2-2	0-0
Penalties-Yards	6-56	9-87
Time of Possession	33:54	26:01

INDIVIDUAL STATS

RUSHING - Cross 13-139-3; Wallace 7-65-2; Hawkins 5-35-2; Sharpe II 7-26-0; Dailey 1-22-0; Raynor 6-7-0

PASSING (COMP-ATT-TD-INT) - Raynor 14-17-0-0

RECEIVING - Jackson 7-107-0; Rucker 2-50-0; Cross 2-15-0; Foreman 1-12-0; Ealy 1-11-0; McCrumby 1-1-0



GAME 12 MARSHALL



SCORING	1	2	3	4	OT	F
Arkansas State	0	7	7	7	-	21
Marshall	14	14	7	0	-	35



JOAN C. EDWARDS STADIUM • HUNTINGTON, W.VA. • NOV. 25, 2023

HUNTINGTON, W.Va. – The Arkansas State football team could not overcome an early four-touchdown deficit, falling 35-21 at Marshall on Saturday at Joan C. Edwards Stadium.

The Red Wolves (6-6, 4-4 SBC) scored on special teams for the second consecutive week and trimmed the deficit in half, but could not complete the comeback in the regular-season finale against the Thundering Herd (6-6, 3-5). Marshall out-gained A-State 493-305 and owned possession for nearly 37 minutes.

Jaylen Raynor completed 19 of 38 pass attempts for 263 yards and a fourth-quarter touchdown to Courtney Jackson, who caught four passes for 48 yards and also scored on a 60-yard punt return in the third quarter.

Defensively, James Reed III drew the start and tallied a career-high eight tackles to match Cam Jeffery and Charles Willekes for the team lead in stops.

Marshall held possession for over 10 minutes in the first quarter scoring twice on touchdown passes from Cam Fancher to Charles Montgomery from 9 and 15 yards out to own a 14-0 lead after the opening period. Fancher completed 16 of his 22 passes for 214 yards and three touchdowns.

After an interception pinned the Herd on their own 1-yard line, Fancher capped a 99-yard scoring drive with a 7-yard rush to make it 21-0 with 11:31 left in the half. Marshall added another touchdown at the 6:15 mark when Fancher found Caleb McMillan for a 21-yard strike to push its lead to 28-0.

A-State fought back near the end of the half when Ja'Quez Cross scored on a 3-yard rush to make it a 28-7 halftime deficit.

Fancher tacked his second rushing touchdown of the day with 6:58 to go in the third quarter, pushing the lead out to 35-7. The Marshall signal-caller was one of two 100-yard rushers, rushing 18 times for 100 yards, while Ethan Payne churned out 113 yards on 19 rush attempts.

The Scarlet and Black answered with 2:50 remaining in the third when Jackson broke loose for his 60-yard punt return TD – his second of his career. He then pulled the Red Wolves to within two touchdowns with 2:54 left in the contest, hauling in a 2-yard pass from Raynor, but Marshall would hold strong defensively to end the comeback attempt.

SCORING PLAYS

1st - 8:05	MAR: Montgomery 9 yd pass (Verhoff PAT GOOD)
1st - 1:28	MAR: Montgomery 15 yd pass (Verhoff PAT GOOD)
2nd - 11:31	MAR: Fancher 7 yd run (Verhoff PAT GOOD)
2nd - 6:15	MAR: McMillian 21 yd pass (Verhoff PAT GOOD)
2nd - 1:19	ASU: Cross 3 yd run (Zvada PAT GOOD)
3rd - 6:58	MAR: Fancher 3 yd run (Verhoff PAT GOOD)
3rd - 2:50	ASU: Jackson 60 yd punt return (Zvada PAT GOOD)
4th - 2:54	ASU: Jackson 2 yd pass (Zvada PAT GOOD)

TEAM STATS

	ASU	MAR
First Downs	20	24
Rushing Yards	42	279
Comp-Att-Int	19-38-1	16-22-0
Passing Yards	263	214
Punt Return Yards	3-73-1	0-0
Punts-Avg.	7-41.4	6-42
Fumbles-Lost	1-1	2-2
Penalties-Yards	7-89	8-98
Time of Possession	23:04	36:56

INDIVIDUAL STATS

RUSHING - Cross 11-27-1; Hawkins 7-26-0; Raynor 10--9-0

PASSING (COMP-ATT-TD-INT) - Raynor 19-38-1-1

RECEIVING - Rucker 5-87-0; Foreman 4-81-0; Jackson 4-48-1; McCrumby 3-30-0; Diaz 1-14-0; Cross 2-3-0

REVIEW



GAME 13 NORTHERN ILLINOIS



SCORING	1	2	3	4	OT	F
Arkansas State	7	6	0	6	-	19
Northern Illinois	13	8	0	0	-	21



CRAMTON BOWL STADIUM • MONTGOMERY, ALA. • DEC. 23, 2023

MONTGOMERY, Ala. - A 13-yard touchdown pass from Jaylen Raynor to Corey Rucker made it a two-point game with just over a minute left, but the Arkansas State football team could not complete the comeback in a 21-19 loss to Northern Illinois in the Camellia Bowl.

A-State (6-7) rallied from a two-touchdown deficit on Saturday in the historic Cramton Bowl Stadium, but the Huskies (7-6) recovered an onside kick and ran out the final minute. NIU outgained the Red Wolves 421-351 and owned nearly a 20-minute advantage in time of possession.

Raynor passed for 250 yards and completed both of his touchdown strikes to Rucker, who hauled in five catches for a game-high 107 yards. Rucker moved to fourth all-time in career touchdown receptions (16), while racking up his seventh career game with 100-plus receiving yards.

Husky quarterback Rocky Lombardi passed for 200 yards on 18-of-29 with a touchdown, but Trevian Thomas and Samy Johnson picked off a pair of passes in the first half. Running back Antario Brown racked up 132 yards on 25 carries to help NIU tally 189 rushing yards.

NIU scored on the game's opening drive with Lombardi finding Grayson Barnes in the back of the end zone to cap a 10-play, 75-yard drive, but the two-point conversion try was stopped.

Lombardi then put the Huskies ahead 13-7 after one quarter, scoring on a 6-yard rush up the middle. NIU later upped its lead to 21-7 on a fake field goal toss from holder Tom Foley to kicker Kanon Woodill, who scampered 32 yards for the score. Lombardi then linked up with Trayvon Rudolph for a successful two-point conversion.

Dominic Zvada drilled two field goals from 28 and 45 yards out to cut the halftime deficit to 21-13, with the latter set up by Johnson's interception.

After the teams traded possession to start the fourth, Raynor and the A-State offense set up on their own 14 with 3:52 left in the contest. Seven plays later, Rucker caught Raynor's pass at the 10 and muscled his way across the goal line, but the two-point pass to Reagan Ealy was incomplete.

The Red Wolves recovered their initial onside kick attempt, but a re-kick was issued after an offside penalty. Northern Illinois then recovered the ensuing kick before running out the clock.

SCORING PLAYS

1st - 9:09	NIU: Barnes 18 yd pass (PAT NO GOOD)
1st - 5:59	ASU: Rucker 42 yd pass (Zvada PAT GOOD)
1st - 1:24	NIU: Lombardi 6 yd run (Woodill PAT GOOD)
2nd - 9:42	NIU: Woodill 32 yd pass (Rudolph 2PT GOOD)
2nd - 6:30	ASU: Zvada 28 yd field goal
2nd - 0:00	ASU: Zvada 45 yd field goal
4th - 1:14	ASU: Rucker 13 yd pass (2PT NO GOOD)

TEAM STATS

	ASU	NIU
First Downs	18	26
Rushing Yards	101	189
Comp-Att-Int	16-30-1	19-30-2
Passing Yards	250	232
Punt Return Yards	0-0	1-7
Punts-Avg.	5-46.2	3-39.3
Fumbles-Lost	0-0	0-0
Penalties-Yards	6-48	3-25
Time of Possession	19:35	40:25

INDIVIDUAL STATS

RUSHING - Raynor 13-49-0; Cross 8-28-0; Wallace 5-19-0; Hawkins 1-5-0

PASSING (COMP-ATT-TD-INT) - Raynor 16-30-2-1

RECEIVING - Rucker 5-107-2; Foreman 4-52-0; Jackson 1-31-0; Cross 3-29-0; Ealy 1-16-0; McCrumby 2-15-0



2023 RESULTS

[OVERALL: 6-7 | SUN BELT: 4-4 | HOME: 4-2 | AWAY: 2-4 | NEUTRAL: 0-1]

Date	Opponent	Result	Attendance
Sept. 2	at Oklahoma	L 0-73	83,221
Sept. 9	Memphis	L 3-37	18,724
Sept. 16	Stony Brook	W 31-7	14,327
Sept. 23	Southern Miss*	W 44-37	16,601
Sept. 30	at UMass	W 52-28	9,494
Oct. 7	at Troy*	L 3-37	26,957
Oct. 21	Coastal Carolina*	L 17-27	18,228
Oct. 28	at ULM*	W 34-24	14,006
Nov. 4	Louisiana*	W 37-17	15,881
Nov. 11	at South Alabama*	L 14-21	15,242
Nov. 18	Texas State*	W 77-31	16,721
Nov. 25	at Marshall*	L 21-35	18,763
Dec. 23	vs Northern Illinois	L 19-21	11,310
Total:			279,404/21,493

Opponent	Top Passer	Top Rusher	Top Receiver	Top Tackler
at Oklahoma	Shrout (12-26-148)	Dailey (3-11)	Jackson (3-66)	Two tied (11)
Memphis	Shrout (12-25-79)	Cross (9-57)	Rucker (3-40)	Four tied (8)
Stony Brook	Raynor (4-6-78)	Cross (15-164)	Foreman (1-42)	Straker (9)
Southern Miss*	Raynor (11-21-233)	Raynor (17-97)	Jackson (3-94)	Straker (9)
at UMass	Raynor (20-25-383)	Wallace (11-54)	Jones (3-105)	Mackey (8)
at Troy*	Raynor (15-27-156)	Wallace (9-28)	Foreman (4-76)	Two tied (9)
Coastal Carolina*	Raynor (19-35-306)	Raynor (11-52)	Rucker (4-104)	Straker (11)
at ULM*	Raynor (15-30-298)	Wallace (18-118)	Rucker (6-160)	Willekes (12)
Louisiana*	Raynor (18-28-194)	Wallace (15-88)	Cross (6-66)	Thomas (8)
at South Alabama*	Raynor (15-28-186)	Wallace (11-56)	Foreman (3-61)	Thomas (11)
Texas State*	Raynor (14-17-196)	Cross (13-139)	Jackson (7-107)	Straker (12)
at Marshall*	Raynor (19-38-263)	Cross (11-27)	Rucker (5-87)	Three tied (8)
vs Northern Illinois	Raynor (16-30-250)	Raynor (13-49)	Rucker (5-107)	Two tied (11)

Team	1st	2nd	3rd	4th	OT	Total
Arkansas State	93	69	94	96	0	352
Opponents	102	130	86	77	0	395

REVIEW



2023 TEAM STATISTICS

	ASU	OPP
SCORING		
Points Per Game	27.08	30.38
Total	352	395
FIRST DOWNS		
Rushing	101	123
Passing	130	132
Penalty	26	33
Total	257	288
RUSHING		
Yards Gained	2234	2679
Yards Lost	308	284
Attempts	459	505
Average Per Attempt	4.2	4.7
Avg. Per Game	148.2	184.2
Touchdowns	20	22
Total	1926	2395
PASSING		
Att-Comp-Int	370-208-9	431-296-8
Avg. Per Attempt	7.92	7.82
Avg. Per Game	225.46	259.38
Touchdowns	17	25
Total	2931	3372
TOTAL OFFENSE		
Total Plays	829	936
Avg. Per Play	5.9	6.2
Avg. Per Game	373.6	443.6
Total Yards	4857	5767
Touchdowns	43	49
RETURNS		
Kickoff: Average	25.37	18.97
Kickoff: Total	30-761	34-645
Punt: Average	9.65	10.47
Punt: Total	17-164	15-157
INT: Average	24.25	9.67
INT: Total	8-194	9-87
KICKING		
Punt: Avg. Yards Per Game	43.20	40.63
Punt: Net Average	38.66	36.35
Punt: Total Yards	61-2635	57-2316
FG: Good-Attempts	17-22	17-26
Onside Kicks	0-3	1-4
PENALTIES		
Avg. Per Game (YDS)	60.92	60.15
Total-Yards	80-792	84-782
TIME OF POSSESSION		
Avg. Per Game	26:17	33:43
Total	05:41:38	07:18:17
MISCELLANEOUS		
3rd Down Conversions	60-169 (35.50 %)	79-195 (40.51 %)
4th Down Conversions	7-20 (35.00 %)	19-25 (76.00 %)
Fumbles-Lost	6-4	11-8
Sacks-Yards Lost	24-139	31-198
PAT: Good-Attempts	41-41	44-44
Misc. Yards	6	0
Red Zone: Attempts-Scores	34-45	46-57
Red Zone: Touchdowns	23-45	34-57



2023 TEAM STATISTICS

	Score	1st Downs	Rushing- No-Yds-TD	Passing C-A-I-Yds-TD	Total Offense (Plays-Yds)	Punts No.-Avg.	Fumbles No.-Lost
Arkansas State	0	10	23-48-0	13-27-0-160-0	50-208	7-47.6	1-1
Oklahoma	73	36	49-220-6	30-33-0-422-3	82-642	1-50.0	1-0
Memphis	37	18	41-150-2	21-29-0-239-2	70-389	6-42.5	0-0
Arkansas State	3	18	30-64-0	22-41-2-166-0	71-230	6-43.2	2-2
Stony Brook	7	14	29-90-0	21-33-0-221-1	62-311	5-44.6	1-0
Arkansas State	31	25	46-345-3	11-23-0-140-1	69-485	5-42.0	0-0
Southern Miss	37	20	34-234-2	20-36-2-215-2	70-449	4-30.2	0-0
Arkansas State	44	18	44-192-2	11-21-1-233-3	65-425	4-42.0	0-0
Arkansas State	52	32	40-173-1	20-25-0-383-6	65-556	1-50.0	0-0
UMass	28	22	25-112-2	29-38-1-269-1	63-381	4-44.5	0-0
Arkansas State	3	11	32-47-0	15-27-0-156-0	59-203	7-39.4	0-0
Troy	37	20	50-351-3	12-21-0-236-1	71-587	3-42.7	1-1
Coastal Carolina	27	20	42-186-1	25-30-0-250-2	72-436	5-44.8	1-1
Arkansas State	17	16	24-116-0	19-35-2-306-2	59-422	5-48.4	0-0
Arkansas State	34	21	36-159-3	15-30-1-298-1	66-457	5-44.4	0-0
ULM	24	21	35-148-0	25-45-0-300-2	80-448	6-38.3	0-0
Louisiana	17	20	27-64-1	22-34-1-263-1	61-327	4-40.2	1-1
Arkansas State	37	26	52-232-3	18-28-0-194-0	80-426	3-46.7	1-0
Arkansas State	14	19	36-116-0	15-28-1-186-1	64-302	4-38.5	1-0
South Alabama	21	15	40-199-0	19-25-0-145-2	65-344	6-35.3	2-1
Texas State	31	32	38-173-1	37-55-2-366-3	93-539	4-41.0	2-2
Arkansas State	77	23	40-291-7	14-17-0-196-0	57-487	2-54.5	0-0
Arkansas State	21	20	29-42-1	19-38-1-263-1	67-305	7-41.4	1-1
Marshall	35	24	53-279-2	16-22-0-214-3	75-493	6-42.0	2-2
Arkansas State	19	18	27-101-0	16-30-1-250-2	57-351	5-46.2	0-0
Northern Illinois	21	26	42-189-1	19-30-2-232-2	72-421	3-39.3	0-0

REVIEW

	Penalties No.-Yds	KD Ret. No.-Yds	Punt Ret. No.-Yds	Int. Ret. No.-Yds	3rd-Down Conv.	Time of Poss.
Arkansas State	14-111	2-42	0-0	0-0	2-12	23:04
Oklahoma	6-65	0-0	3-90	0-0	11-14	36:56
Memphis	3-40	2-25	1-(-1)	2-36	5-16	35:32
Arkansas State	3-40	4-76	2-18	0-0	3-14	24:28
Stony Brook	8-45	3-40	1-0	0-0	5-15	32:00
Arkansas State	4-40	1-41	1-0	0-0	7-14	28:00
Southern Miss	5-45	4-87	0-0	1-0	7-15	30:28
Arkansas State	3-15	6-146	1-3	2-6	7-14	29:32
Arkansas State	10-104	4-91	2-28	1-23	6-9	29:58
UMass	12-127	6-142	1-(-4)	0-0	5-13	30:02
Arkansas State	2-22	2-66	0-0	0-0	4-16	25:56
Troy	8-75	0-0	1-5	0-0	6-13	34:04
Coastal Carolina	4-35	3-33	2-9	2-38	4-14	36:38
Arkansas State	9-103	0-0	2-15	0-0	2-11	23:22
Arkansas State	3-40	2-9	2-(-2)	0-0	4-13	26:15
ULM	9-75	2-43	2-11	1-0	6-19	33:23
Louisiana	4-25	6-106	2-9	0-0	3-11	25:07
Arkansas State	7-78	0-0	0-0	1-0	9-16	34:53
Arkansas State	3-15	2-30	2-2	0-0	2-13	27:08
South Alabama	8-71	1-40	0-0	1-13	5-15	32:52
Texas State	6-56	4-93	1-31	0-0	7-16	33:54
Arkansas State	9-87	4-190	2-27	2-137	4-8	26:01
Arkansas State	7-89	2-34	3-73	0-0	3-14	23:04
Marshall	8-98	2-36	0-0	1-0	8-18	36:56
Arkansas State	6-48	1-36	0-0	2-28	7-14	19:35
Northern Illinois	3-25	0-0	1-7	1-0	7-16	40:25



2023 TEAM STATISTICS

REVIEW

GIVEAWAYS/TAKEAWAYS

Game	Giveaways			Takeaways			Dif.
	Fum	Int	Tot	Fum	Int	Tot	
at Oklahoma	1	0	1	0	0	0	-1
Memphis	2	2	4	0	0	0	-4
Stony Brook	0	0	0	0	0	0	0
Southern Miss	0	1	1	0	2	2	+1
at UMass	0	0	0	0	1	1	+1
at Troy	0	0	0	1	0	1	+1
Coastal Carolina	0	2	2	1	0	1	-1
at ULM	0	1	1	0	0	0	-1
Louisiana	0	0	0	1	1	2	+2
at South Alabama	0	1	1	1	0	1	0
Texas State	0	0	0	2	2	4	+4
at Marshall	1	1	2	2	0	2	0
vs Northern Illinois	0	1	1	0	2	2	+1

INTERCEPTIONS

Opponent	No.	Yds	Avg	TD	Long
at Oklahoma	0	-	-	-	-
Memphis	0	-	-	-	-
Stony Brook	0	-	-	-	-
Southern Miss	2	6	3.0	0	6
at UMass	1	23	23.0	0	23
at Troy	0	-	-	-	-
Coastal Carolina	0	-	-	-	-
at ULM	0	-	-	-	-
Louisiana	1	0	0.0	0	0
at South Alabama	0	-	-	-	-
Texas State	2	137	68.5	2	87
at Marshall	0	-	-	-	-
vs Northern Illinois	2	28	14.0	0	28

A-STATE UNIFORM COMBOS

Game	Helmet	Logo	Jersey	Pants
at Oklahoma	White	Red Wolf	White	White
Memphis	Black	Red Wolf	Black	Black
Stony Brook	Black	Red Wolf	Black	Black
Southern Miss	Black	Red Wolf	Black	Black
at UMass	Black	Red Wolf	White	White
at Troy	Black	Red Wolf	White	White
Coastal Carolina	Black	A-State	Black	Black
at ULM	White	Red Wolf	White	Black
Louisiana	Black	Red Wolf	Black	Black
at South Alabama	White	Red Wolf	White	Black
Texas State	Black	Red Wolf	Black	Black
at Marshall	Black	Red Wolf	White	Black
vs Northern Illinois	White	Red Wolf	White	Black

OPENING OFFENSIVE DRIVES

Game	1st Half	2nd Half
at Oklahoma	PUNT	PUNT
Memphis	PUNT	PUNT
Stony Brook	FIELD GOAL	PUNT
Southern Miss	TD	TD
at UMass	TD	TD
at Troy	PUNT	DOWNNS
Coastal Carolina	PUNT	PUNT
at ULM	PUNT	TD
Louisiana	TD	PUNT
at South Alabama	FG	FG
Texas State	TD	TD
at Marshall	PUNT	PUNT
vs Northern Illinois	INT	PUNT

OPENING DEFENSIVE DRIVES

Game	1st Half	2nd Half
at Oklahoma	TD	TD
Memphis	PUNT	TD
Stony Brook	PUNT	MISSED FG
Southern Miss	TD	PUNT
at UMass	INT	FG
at Troy	TD	FG
Coastal Carolina	PUNT	PUNT
at ULM	PUNT	TD
Louisiana	PUNT	TD
at South Alabama	PUNT	TD
Texas State	TD	PUNT
at Marshall	PUNT	MISSED FG
vs Northern Illinois	TD	PUNT

A-STATE ON COIN FLIPS

Game	Result	Score
at Oklahoma	Lost	0-73
Memphis	Won	3-37
Stony Brook	Lost	31-7
Southern Miss	Won	44-37
at UMass	Lost	52-28
at Troy	Won	3-37
Coastal Carolina	Won	17-27
at ULM	Lost	34-24
Louisiana	Won	37-17
at South Alabama	Won	14-21
Texas State	Lost	77-31
at Marshall	Won	21-35
vs Northern Illinois	Won	19-21



2023 INDIVIDUAL STATISTICS

RUSHING

#	NAME	GP	ATT	GAIN	LOSS	NET	AVG.	TD	LONG	AVG/G
2	Ja'Quez Cross	13	128	738	22	716	5.6	7	66	55.1
21	Zak Wallace	12	126	594	19	575	4.6	6	41	47.9
1	Jaylen Raynor	11	123	574	201	373	3.0	5	62	33.9
22	Cedric Hawkins	8	31	161	5	156	5.0	2	28	19.5
4	Brian Snead	4	16	44	5	39	2.4	0	8	9.8
20	Mike Sharpe II	8	9	35	1	34	3.8	0	13	4.3
15	Jaxon Dailey	5	11	58	29	29	2.6	0	22	5.8
16	Chauncy Cobb	1	1	8	0	8	8.0	0	8	8.0
7	Corey Rucker	13	1	6	0	6	6.0	0	6	0.5
9	Courtney Jackson	13	1	5	0	5	5.0	0	5	0.4
85	DeAndra Burns Jr.	12	1	1	0	1	1.0	0	1	0.1
5	J.T. Shrout	2	4	10	22	-12	-3.0	0	10	-6.0
	Team	13	7	0	11	-11	-1.6	0	0	-0.8
	Total	13	459	2234	315	1919	4.2	20	66	147.6
	Opponents	13	505	2679	284	2395	4.7	22	69	184.2

PASSING

#	NAME	GP	RATING	COMP	ATT	INT	PCT.	YDS	TD	LONG	AVG/G
1	Jaylen Raynor	11	148.2	166	285	7	58.2	2550	17	68	231.8
5	J.T. Shrout	2	76.6	24	51	2	47.1	227	0	47	113.5
15	Jaxon Dailey	5	86.4	17	33	0	51.5	137	0	25	27.4
15	Wyatt Begeal	1	301.6	1	1	0	100.0	24	0	24	24.0
	Total	13	133.2	208	370	9	56.2	2938	17	68	226.0
	Opponents	13	149.8	296	431	8	68.7	3372	25	87	259.4

REVIEW

RECEIVING

#	NAME	GP	NO	YDS	AVG	TD	LONG	AVG/G
9	Courtney Jackson	13	39	689	17.7	7	60	53
7	Corey Rucker	13	36	705	19.6	2	68	54.2
14	Jeff Foreman	13	29	573	19.8	4	46	44.1
2	Ja'Quez Cross	13	24	161	6.7	0	18	12.4
28	Reagan Ealy	13	19	205	10.8	1	33	15.8
12	Emmanuel Stevenson	8	18	129	7.2	2	17	16.1
13	Miller McCrumby	12	14	129	9.2	0	21	10.8
11	Adam Jones	11	11	195	17.7	1	55	17.7
21	Zak Wallace	12	6	23	3.8	0	11	1.9
10	Tennel Bryant	9	5	39	7.8	0	20	4.3
18	Kevin Diaz	13	3	27	9	0	14	2.1
22	Cedric Hawkins	8	2	32	16	0	21	4
4	Brian Snead	4	1	7	7	0	7	1.8
5	J.T. Shrout	2	1	24	24	0	24	12
	Total	13	208	2938	14.1	17	68	226
	Opponents	13	296	3372	11.4	25	87	259.4

PUNTING

#	NAME	NO	YDS	AVG	LONG	TB	FC	I20	50+	BLK
92	William Przystup	61	2635	43.2	67	6	14	22	16	0
	Total	61	2635	43.2	67	6	14	22	16	0
	Opponents	57	2316	40.6	57	4	22	14	6	1



2023 INDIVIDUAL STATISTICS

REVIEW

SCORING

#	NAME	TD	FGs	PAT Kick	PAT Rush	PAT Rcv	PAT Pass	DXP	SAF	Points
33	Dominic Zvada	-	17-22	41-41	-	-	-	-	-	92
9	Courtney Jackson	8	-	-	-	-	-	-	-	48
2	Ja'Quez Cross	8	-	-	-	-	-	-	-	48
21	Zak Wallace	6	-	-	-	-	-	-	-	36
1	Jaylen Raynor	5	-	-	1	-	-	-	-	32
14	Jeff Foreman	4	-	-	-	-	-	-	-	24
7	Corey Rucker	2	-	-	-	-	-	-	-	12
12	Emmanuel Stevenson	2	-	-	-	-	-	-	-	12
22	Cedric Hawkins	2	-	-	-	-	-	-	-	12
9	Trevian Thomas	1	-	-	-	-	-	-	-	6
23	Dane Motley	1	-	-	-	-	-	-	-	6
11	Adam Jones	1	-	-	-	-	-	-	-	6
21	Reagan Ealy	1	-	-	-	-	-	-	-	6
28	Melique Straker	1	-	-	-	-	-	-	-	6
24	Javante Mackey	1	-	-	-	-	-	-	-	6
Total		43	17-22	41-41	1	0	0	0	0	352
Opponents		49	17-26	44-44	1	2	2	0	0	395

ALL-PURPOSE YARDS

#	NAME	G	Rush	Rec	PR	KOR	IR	TOT	Avg/G
2	Ja'Quez Cross	13	716	161	0	654	0	1531	117.8
9	Courtney Jackson	13	5	689	161	0	0	855	65.8
7	Corey Rucker	13	6	705	0	0	0	711	54.7
21	Zak Wallace	12	575	23	0	0	0	598	49.8
14	Jeff Foreman	13	0	573	0	0	0	573	44.1
1	Jaylen Raynor	11	373	0	0	0	0	373	33.9
28	Reagan Ealy	13	0	205	0	107	0	312	24
11	Adam Jones	11	0	195	0	0	0	195	17.7
22	Cedric Hawkins	8	156	32	0	0	0	188	23.5
12	Emmanuel Stevenson	8	0	129	0	0	0	129	16.1
13	Miller McCrumby	12	0	129	0	0	0	129	10.8
21	Melique Straker	12	0	0	0	0	93	93	7.8
23	Dane Motley	13	0	0	0	0	50	50	3.8
4	Brian Snead	4	39	7	0	0	0	46	11.5
10	Tennel Bryant	9	0	39	0	0	0	39	4.3
15	Mike Sharpe II	8	34	0	0	0	0	34	4.3
18	Jaxon Dailey	5	29	0	0	0	0	29	5.8
8	Samy Johnson	13	0	0	0	0	28	28	2.2
5	Kevin Diaz	13	0	27	0	0	0	27	2.1
16	Eddie Smith	13	0	0	0	0	23	23	1.8
5	J.T. Shrout	2	-12	24	0	0	0	12	6
16	Chauncy Cobb	1	8	0	0	0	0	8	8
85	DeAndra Burns Jr.	12	1	0	0	0	0	1	0.1
Total		13	1919	2938	161	761	194	5973	459.5
Opponents		13	2395	3372	157	645	87	6656	512



2023 INDIVIDUAL STATISTICS

TOTAL OFFENSE

#	NAME	G	Plays	Rush	Pass	Total	Avg/G
1	Jaylen Raynor	11	408	373	2550	2923	265.7
2	Ja'Quez Cross	13	128	716	0	716	55.1
21	Zak Wallace	12	126	575	0	575	47.9
5	J.T. Shrout	2	55	-12	227	215	107.5
15	Jaxon Dailey	5	44	29	137	166	33.2
22	Cedric Hawkins	8	31	156	0	156	19.5
4	Brian Snead	4	16	39	0	39	9.8
15	Mike Sharpe II	8	9	34	0	34	4.3
6	Wyatt Begeal	1	1	0	24	24	24
16	Chauncy Cobb	1	1	8	0	8	8
7	Corey Rucker	13	1	6	0	6	0.5
9	Courtney Jackson	13	1	5	0	5	0.4
85	DeAndra Burns Jr.	12	1	1	0	1	0.1
	Team	13	0	-11	0	-11	-0.8
	Total	13	829	1919	2938	4857	373.6
	Opponents	13	936	2395	3372	5767	443.6

PUNT RETURNS

#	NAME	NO	YDS	AVG	TD	LONG
9	Courtney Jackson	16	161	10.1	1	60
	Total	16	161	10.1	1	60
	Opponents	14	150	10.7	1	82

FUMBLE RETURNS

#	NAME	NO	YDS	AVG	TD	LONG
24	Javante Mackey	1	16	16	1	16
92	Thurman Geathers	1	5	5	0	5
25	Keyron Crawford	2	0	0	0	0
8	Eddie Smith	1	0	0	0	0
1	Jaylen Raynor	1	0	0	0	0
	Total	8	18	2.3	2	16
	Opponents	4	8	2	0	8

FIELD GOALS BY PLAYER

NAME	FGM-FGA	PCT	1-19	20-29	30-39	40-49	50+	LG	BLK
Dominic Zvada	17-22	77.3	0-0	4-5	5-7	7-9	1-1	53	0
Opponents	17-26	65.4	0-0	9-11	4-9	3-5	1-1	50	2

FIELD GOALS SEQUENCE

	Arkansas State	Opponents
Oklahoma	44, 43	(21)
Memphis	(34)	(47), 29
Stony Brook	(22)	35, 37, 40
Southern Miss	(36), (53), (21)	(23), (42), (37)
UMass	(44), 34	(22), (24)
Troy	(45)	(27), (28), (39)
Coastal Carolina	23, (34)	(38), (22), 43
ULM	(49), (42)	(50), (30), (20)
Louisiana	(41), (20), (30)	(24)
South Alabama	(36), 39, (44)	
Texas State		(43)
Marshall		39, 36

Numbers in (parentheses) indicate field goal was made

KICK RETURNS

#	NAME	NO	YDS	AVG	TD	LONG
2	Ja'Quez Cross	23	654	28.4	1	93
28	Reagan Ealy	7	107	15.3	0	26
	Total	30	761	25.4	1	93
	Opponents	34	645	19.0	0	42

INTERCEPTIONS

#	NAME	NO	YDS	AVG	TD	LONG
8	Eddie Smith	2	23	11.5	0	23
9	Trevian Thomas	2	0	0	0	0
21	Melique Straker	2	93	46.5	1	87
23	Dane Motley	1	50	50	1	50
1	Samy Johnson	1	28	28	0	28
	Total	8	194	24.3	2	87
	Opponents	9	87	9.7	1	38

KICKOFFS

#	NAME	NO	YDS	AVG	TB	OB
34	Clune Van Andel	45	2535	56.3	7	3
33	Dominic Zvada	19	926	48.7	1	2
47	Noah Grant	5	270			0
32	Aidan Ellison	2	74			
	Total	71	3805	53.6	8	6
	Opponents	75	4453	59.4	36	3

REVIEW



2023 INDIVIDUAL STATISTICS

REVIEW

OFFENSIVE GAME-BY-GAME

PASSING

#1 Jaylen Raynor	Att	Comp	INT	Pct	Yards	TD	Long	Sack	Yds	Rating
Stony Brook	4	6	0	66.7	78	1	42	0-0	230.9	230.9
Southern Miss.	11	21	1	52.4	233	3	60	4-34	183.2	183.2
Massachusetts	20	25	0	80.0	383	6	55	1-4	287.9	287.9
Troy	15	27	0	55.6	156	0	38	5-34	104.1	104.1
Coastal Carolina	19	35	2	54.3	306	2	68	2-11	135.2	135.2
ULM	15	30	1	50.0	298	1	58	1-2	137.8	137.8
Louisiana	18	28	0	64.3	194	0	24	1-4	122.5	122.5
South Alabama	15	28	1	53.6	186	1	46	4-23	114.0	114.0
Texas St.	14	17	0	82.4	203	0	43	3-22	182.7	179.2
Marshall	19	38	1	50.0	263	1	40	3-22	111.6	111.6
NIU	16	30	1	53.3	250	2	42	1-6	138.7	138.7

#5 J.T. Shrout	Att	Comp	INT	Pct	Yards	TD	Long	Sack	Yds	Rating
at #20 Oklahoma	26	12	0	46.2	148	0	47	0	0	94.0
Memphis	25	12	2	48.0	79	0	16	1	17	58.5

#15 Jaxon Dailey	Att	Comp	INT	Pct	Yards	TD	Long	Sack	Yds	Rating
at #20 Oklahoma	1	1	0	100.0%	12	0	12	1	2	200.8
Memphis	15	9	0	60.0%	63	0	18	2	17	95.3
Stony Brook	17	7	0	41.2%	62	0	25	2	10	71.8

RUSHING

Player	No-Yds/TD	OU	MEM	SB	USM	UMASS	TROY	CCU
Ja'Quez Cross	128-716/7	4-10/0	9-57/0	15-164/2	10-58/0	11-48/1	6-16/0	6-41/0
Zak Wallace	126-575/6	7-10/0	13-33/0	10-57/1	15-33/0	11-54/0	9-28/0	5-14/0
Jaylen Raynor	123-373/5	DNP	DNP	9-57/0	17-97/2	10-35/0	14-5/0	11-52/0
Cedric Hawkins	31-156/2	4-3/0	DNP	6-52/0	DNP	DNP	DNP	1-1/0
Brian Snead	16-39/0	4-4/0	2-7/0	DNP	DNP	7-30/0	3--2/0	DNP
Jaxon Dailey	11-29/0	3-11/0	3--11/0	4-7/0	DNP	-	DNP	DNP
Mike Sharpe II	9-34/0	-	-	2-8/0	DNP	DNP	DNP	DNP
J.T. Shrout	4--12/0	1-10/0	3--22/0	DNP	DNP	DNP	DNP	DNP
Chauncy Cobb	1-8/0	DNP	DNP	DNP	DNP	DNP	DNP	1-8/0
Corey Rucker	1-6/0	-	-	-	-	1-6/0	-	-
Courtney Jackson	1-5/0	-	-	-	1-5/0	-	-	-
DeAndrea Burns Jr.	1-1/0	-	-	-	-	-	-	-

Player	No-Yds/TD	ULM	LA	USA	TXST	MAR	NIU
Ja'Quez Cross	128-716/7	9-18/0	13-58/0	13-52/0	13-139/3	11-27/1	8-28/0
Zak Wallace	126-575/6	18-118/2	15-88/1	11-56/0	7-65/2	DNP	5-19/0
Jaylen Raynor	123-373/5	8-25/1	15-53/2	10-9/0	6-0/0	10--9/0	13-49/0
Cedric Hawkins	31-156/2	DNP	6-34/0	1-0/0	5-35/2	7-26/0	1-5/0
Brian Snead	16-39/0	DNP	DNP	DNP	DNP	DNP	DNP
Jaxon Dailey	11-29/0	DNP	DNP	DNP	1-22/0	DNP	DNP
Mike Sharpe II	9-34/0	-	-	-	7-26/0	-	DNP
J.T. Shrout	4--12/0	DNP	DNP	DNP	DNP	DNP	DNP
Chauncy Cobb	1-8/0	DNP	DNP	DNP	DNP	DNP	DNP
Corey Rucker	1-6/0	-	-	-	-	-	-
Courtney Jackson	1-5/0	-	-	-	-	-	-
DeAndrea Burns Jr.	1-1/0	-	1-1/0	-	-	-	DNP



2023 INDIVIDUAL STATISTICS

OFFENSIVE GAME-BY-GAME

RECEIVING

Player	No-Yds/TD	OU	MEM	SB	USM	UMASS	TROY	CCU
Ja'Quez Cross	128-716/7	4-10/0	9-57/0	15-164/2	10-58/0	11-48/1	6-16/0	6-41/0
Zak Wallace	126-575/6	7-10/0	13-33/0	10-57/1	15-33/0	11-54/0	9-28/0	5-14/0
Jaylen Raynor	123-373/5	DNP	DNP	9-57/0	17-97/2	10-35/0	14-5/0	11-52/0
Cedric Hawkins	31-156/2	4-3/0	DNP	6-52/0	DNP	DNP	DNP	1-1/0
Brian Snead	16-39/0	4-4/0	2-7/0	DNP	DNP	7-30/0	3--2/0	DNP
Jaxon Dailey	11-29/0	3-11/0	3--11/0	4-7/0	DNP	-	DNP	DNP
Mike Sharpe II	9-34/0	-	-	2-8/0	DNP	DNP	DNP	DNP
J.T. Shrout	4--12/0	1-10/0	3--22/0	DNP	DNP	DNP	DNP	DNP
Chauncy Cobb	1-8/0	DNP	DNP	DNP	DNP	DNP	DNP	1-8/0
Corey Rucker	1-6/0	-	-	-	-	1-6/0	-	-
Courtney Jackson	1-5/0	-	-	-	1-5/0	-	-	-
DeAndra Burns Jr.	1-1/0	-	-	-	-	-	-	-
J.T. Shrout	1-24/0	-	1-24/0	DNP	DNP	DNP	DNP	DNP
Brian Snead	1-7/0	1-7/0	-	DNP	DNP	-	-	DNP

Player	No-Yds/TD	ULM	LA	USA	TXST	MAR	NIU
Ja'Quez Cross	128-716/7	9-18/0	13-58/0	13-52/0	13-139/3	11-27/1	8-28/0
Zak Wallace	126-575/6	18-118/2	15-88/1	11-56/0	7-65/2	DNP	5-19/0
Jaylen Raynor	123-373/5	8-25/1	15-53/2	10-9/0	6-0/0	10--9/0	13-49/0
Cedric Hawkins	31-156/2	DNP	6-34/0	1-0/0	5-35/2	7-26/0	1-5/0
Brian Snead	16-39/0	DNP	DNP	DNP	DNP	DNP	DNP
Jaxon Dailey	11-29/0	DNP	DNP	DNP	1-22/0	DNP	DNP
Mike Sharpe II	9-34/0	-	-	-	7-26/0	-	DNP
J.T. Shrout	4--12/0	DNP	DNP	DNP	DNP	DNP	DNP
Chauncy Cobb	1-8/0	DNP	DNP	DNP	DNP	DNP	DNP
Corey Rucker	1-6/0	-	-	-	-	-	-
Courtney Jackson	1-5/0	-	-	-	-	-	-
DeAndra Burns Jr.	1-1/0	-	1-1/0	-	-	-	DNP
J.T. Shrout	1-24/0	DNP	DNP	DNP	DNP	DNP	DNP
Brian Snead	1-7/0	DNP	DNP	DNP	DNP	DNP	DNP

REVIEW

SPECIAL TEAMS GAME-BY-GAME

PUNT RETURNS

Player	No-Yds/TD	OU	MEM	SB	USM	UMASS	TROY	CCU
Courtney Jackson	16-161	-	2-18	1-0	-	2-28	-	2-15

Player	No-Yds/TD	ULM	LA	USA	TXST	MAR	NIU
Courtney Jackson	16-161	2--2	-	2-2	2-27	3-73	-

KICK RETURNS

Player	No-Yds/TD	OU	MEM	SB	USM	UMASS	TROY	CCU
Ja'Quez Cross	23-654	2-42	4-76	1-41	5-125	3-78	1-40	-
Reagan Ealy	7-107	-	-	-	1-21	1-13	1-26	-

Player	No-Yds/TD	ULM	LA	USA	TXST	MAR	NIU
Ja'Quez Cross	23-654	-	-	1-16	3-166	2-34	1-36
Reagan Ealy	7-107	2-9	-	1-14	1-24	-	-



2023 INDIVIDUAL STATISTICS

REVIEW

DEFENSIVE LEADERS

#	NAME	GP	UA	ASST	TOT	TFL-YDS	SCK-YDS	INT	BU	QBH	FR	FF	KICK	SAF
9	Trevian Thomas	13	58	33	91	2.5-8	.	2-0	4	.	2--3	1	.	.
36	Charles Willekes	13	31	59	90	8.5-26	2-11	.	1	1
21	Melique Straker	12	45	40	85	6.5-17	.	2-93
24	Javante Mackey	12	52	32	84	7-23	2-16	.	1	2	1-16	.	.	.
1	Samy Johnson	13	37	20	57	3-7	.	1-28	15
92	Thurman Geathers	13	26	23	49	13-38	3.5-15	.	.	12	1-5	1	.	.
29	Justin Parks	12	24	20	44	.	.	.	3
25	Keyron Crawford	13	22	22	44	10.5-48	5.5-38	.	1	7	2-0	2	1	.
8	Eddie Smith	13	23	18	41	1-5	.	2-23	1	.	1-0	.	.	.
45	Nate Martey	13	14	23	37	9-34	6-29	.	.	4
33	Cam Jeffery	8	17	17	34	4-17	1-6	.	.	3
90	Tim Hardiman	13	14	14	28	7-25	1.5-11	.	2	3
23	Dane Motley	13	13	13	26	.	.	1-50	.	1
0	Justin Hodges	13	20	6	26	1.5-3	.	.	5	.	.	1	.	.
2	Leon Jones	13	18	8	26	.	.	.	6
55	Micah Bland	8	3	22	25	1.5-1
13	Gavin Potter	11	11	10	21	4-8	.	.	.	3
19	James Reed III	13	8	12	20	1-5
17	Blayne Toll	13	11	8	19	4.5-17	2-11	.	.	1
6	Dontay Joyner	12	12	7	19
32	Ethan Hassler	8	6	12	18	0.5-2	0.5-2	.	.	1
96	Kadan Lewis	12	6	7	13	0.5-2	.	.	.	3
18	Dennard Flowers	12	3	9	12	1.5-5	.	.	.	3	.	.	1	.
12	Websley Etienne	12	4	6	10
22	Sam Graham	7	6	4	10	1-2
37	AJ Beale	11	5	3	8
15	Brandon Greil	11	2	3	5
7	Terion Sugick	2	1	3	4
84	Reed Linder	12	3	.	3	1	.
14	Jeff Foreman	13	2	.	2
21	Zak Wallace	12	1	1	2
81	Takare Lipscomb	12	.	2	2
4	Taylon Doss	3	.	1	1
38	Jack Bullard	13	1	.	1
9	Courtney Jackson	13	1	.	1	1	.	.
2	Ja'Quez Cross	13	1	.	1
73	Jacob Bayer	12	1	.	1
30	Andrew Agapos	12	1	.	1
28	Reagan Ealy	13	1	.	1
47	Noah Grant	2	1	.	1
13	Miller McCrumby	12	1	.	1	1	.	.
20	Mike Sharpe II	8	1	.	1
91	Ashtin Rustemeyer	11	1	.	1
5	Donte Thompson	3	.	1	1
34	Clune Van Andel	8	.	1	1
34	Timothy Gulley	2	1	.	1
27	Jamil Williams	7	1	.	1
1	Jaylen Raynor	11	1-0	.	.	.
Totals		13	510	460	970	88-293	24-139	8-194	39	44	8-18	7	3	0
Opponents		13	445	392	837	76-301	31-205	9-87	47	43	4-8	5	0	0



2023 INDIVIDUAL STATISTICS

DEFENSIVE GAME-BY-GAME

INTERCEPTION RETURNS

Player	No-Yds/TD	OU	MEM	SB	USM	UMASS	TROY	CCU
Melique Straker	2-93	-	-	-	1-6	-	DNP	-
Eddie Smith	2-23	-	-	-	-	1-23	-	-
Trevian Thomas	2-0	-	-	-	1-0	-	-	-
Dane Motley	1-50	-	-	-	-	-	-	-
Samy Johnson	1-28	-	-	-	-	-	-	-

Player	No-Yds/TD	ULM	LA	USA	TXST	MAR	NIU
Melique Straker	2-93	-	-	-	1-87	-	-
Eddie Smith	2-23	-	1-0	-	-	-	-
Trevian Thomas	2-0	-	-	-	-	-	1-0
Dane Motley	1-50	-	-	-	1-50	-	-
Samy Johnson	1-28	-	-	-	-	-	1-28

FUMBLE RETURNS

Player	No-Yds/TD	OU	MEM	SB	USM	UMASS	TROY	CCU
Keyron Crawford	2-0	-	-	-	-	-	-	-
Trevian Thomas	2-3	-	-	-	-	-	1-3	-
Javante Mackey	1-16	-	-	-	-	-	-	-
Thurman Geathers	1-5	-	-	-	-	-	-	1-5
Jaylen Raynor	1-0	DNP	DNP	-	-	-	-	-
Eddie Smith	1-0	-	-	-	-	-	-	-

Player	No-Yds/TD	ULM	LA	USA	TXST	MAR	NIU
Keyron Crawford	2-0	-	-	-	1-0	1-0	-
Trevian Thomas	2-3	-	-	-	1-0	-	-
Javante Mackey	1-16	-	1-16	-	-	-	DNP
Thurman Geathers	1-5	-	-	-	-	-	-
Jaylen Raynor	1-0	-	-	-	-	1-0	-
Eddie Smith	1-0	-	-	1-0	-	-	-

REVIEW

DEFENSIVE GAME-BY-GAME

SACKS

Player	UA-A	TOTAL	OU	MEM	SB	USM	UMASS	TROY
Nate Martey	5-2	6	-	-	1-5	-	1-12	-
Keyron Crawford	5-1	5.5	-	1-4	0.5-1	-	-	-
Thurman Geathers	2-3	3.5	-	0.5-0	1.5-8	-	1-5	-
Blayne Toll	2-0	2	-	-	1-4	-	1-7	-
Javante Mackey	2-0	2	-	-	-	-	2-16	-
Charles Willekes	1-2	2	-	-	-	-	-	-
Tim Hardiman	1-1	1.5	-	0.5-1	-	1-10	-	-
Cam Jeffery	1-0	1	DNP	DNP	DNP	DNP	-	-
Ethan Hassler	0-1	0.5	-	-	DNP	DNP	DNP	DNP

Player	UA-A	TOTAL	CCU	ULM	LA	USA	TXST	MAR	NIU
Nate Martey	5-2	6	-	-	-	2-8	1-2	1-2	-
Keyron Crawford	5-1	5.5	1-9	-	2-16	-	-	1-8	-
Thurman Geathers	2-3	3.5	-	-	-	-	0.5-2	-	-
Blayne Toll	2-0	2	-	-	-	-	-	-	-
Javante Mackey	2-0	2	-	-	-	-	-	-	DNP
Charles Willekes	1-2	2	-	1-8	-	-	0.5-2	0.5-1	-
Tim Hardiman	1-1	1.5	-	-	-	-	-	-	-
Cam Jeffery	1-0	1	-	-	1-6	-	-	-	DNP
Ethan Hassler	0-1	0.5	-	-	-	-	-	0.5-2	DNP



2023 INDIVIDUAL STATISTICS

REVIEW

DEFENSIVE GAME-BY-GAME

TACKLES FOR LOSS

Player	UA-A	TOTAL	OU	MEM	SB	USM	UMASS	TROY
Thurman Geathers	9-8	13.0	1.0-4	1.5-2	2.0-9	-	1.5-6	2.0-7
Keyron Crawford	8-5	10.5	-	2.5-8	0.5-1	-	2.5-3	-
Nate Martey	7-4	9.0	-	-	1.0-5	-	1.0-12	-
Charles Willekes	3-11	8.5	-	1.0-1	1.0-2	0.5-2	-	-
Javante Mackey	7-0	7.0	-	-	1.0-1	-	2.0-16	-
Tim Hardiman	5-4	7.0	0.5-3	1.5-3	-	1.0-10	-	-
Melique Straker	6-1	6.5	-	-	1.0-2	-	-	DNP
Blayne Toll	4-1	4.5	-	1.0-1	1.0-4	-	1.0-7	1.5-5
Gavin Potter	4-0	4.0	2.0-5	-	2.0-3	-	-	-
Cam Jeffery	3-2	4.0	DNP	DNP	DNP	DNP	0.5-0	-
Samy Johnson	3-0	3.0	-	-	-	-	-	-
Trevian Thomas	0-5	2.5	-	0.5-1	0.5-1	-	-	0.5-1
Justin Hodges	1-1	1.5	-	-	1.0-1	-	-	-
Micah Bland	1-1	1.5	1.0-1	-	-	DNP	DNP	-
Dennard Flowers	0-3	1.5	0.5-3	-	-	-	0.5-1	-
Eddie Smith	1-0	1.0	-	-	-	-	-	-
James Reed III	1-0	1.0	-	-	-	-	-	-
Sam Graham	1-0	1.0	1.0-2	-	-	-	DNP	DNP
Ethan Hassler	0-1	0.5	-	-	DNP	DNP	DNP	DNP
Kadan Lewis	0-1	0.5	-	-	-	0.5-2	-	-

Player	UA-A	TOTAL	CCU	ULM	LA	USA	TXST	MAR	NIU
Thurman Geathers	9-8	13.0	1.0-2	-	-	-	2.5-6	0.5-1	1.0-1
Keyron Crawford	8-5	10.5	1.0-9	-	3.0-19	-	-	1.0-8	-
Nate Martey	7-4	9.0	0.5-1	-	-	3.5-9	1.0-2	1.0-2	1.0-3
Charles Willekes	3-11	8.5	1.5-5	1.0-8	-	1.5-3	1.0-3	1.0-2	-
Javante Mackey	7-0	7.0	1.0-2	-	1.0-1	1.0-1	1.0-2	-	DNP
Tim Hardiman	5-4	7.0	-	1.0-1	-	-	-	2.0-6	1.0-2
Melique Straker	6-1	6.5	1.0-1	-	-	-	1.5-4	1.0-4	2.0-6
Blayne Toll	4-1	4.5	-	-	-	-	-	-	-
Gavin Potter	4-0	4.0	DNP	-	-	-	-	-	DNP
Cam Jeffery	3-2	4.0	-	1.0-1	1.0-6	0.5-1	-	1.0-9	DNP
Samy Johnson	3-0	3.0	1.0-1	-	-	-	1.0-1	-	1.0-5
Trevian Thomas	0-5	2.5	-	-	-	0.5-3	-	0.5-2	-
Justin Hodges	1-1	1.5	-	-	-	0.5-2	-	-	-
Micah Bland	1-1	1.5	-	-	DNP	DNP	-	0.5-0	-
Dennard Flowers	0-3	1.5	-	-	-	0.5-1	-	-	DNP
Eddie Smith	1-0	1.0	-	-	-	-	-	-	1.0-5
James Reed III	1-0	1.0	-	-	-	-	-	-	1.0-5
Sam Graham	1-0	1.0	DNP	DNP	DNP	DNP	-	-	-
Ethan Hassler	0-1	0.5	-	-	-	-	-	0.5-2	DNP
Kadan Lewis	0-1	0.5	-	-	-	-	-	DNP	-



2023 INDIVIDUAL STATISTICS

DEFENSIVE GAME-BY-GAME

TACKLES

Player	UA-A	TOTAL	OU	MEM	SB	USM	UMASS	TROY
Trevian Thomas	58-33	91	4-2	1-1	3-3	5-0	5-1	5-3
Charles Willekes	31-59	90	2-1	2-4	1-4	3-4	4-3	2-4
Melique Straker	45-40	85	5-6	5-3	3-6	4-5	1-1	DNP
Javante Mackey	52-32	84	8-3	6-2	3-2	3-3	7-1	4-5
Samy Johnson	37-20	57	2-0	2-2	3-1	1-0	2-0	0-1
Thurman Geathers	26-23	49	2-0	4-4	1-3	4-3	1-3	2-1
Justin Parks	24-20	44	DNP	1-0	2-1	4-1	3-3	5-4
Keyron Crawford	22-22	44	4-2	2-4	1-1	1-1	4-2	0-2
Eddie Smith	23-18	41	1-2	5-3	3-0	-	0-1	3-1
Nate Martey	14-23	37	0-1	1-1	0-3	2-0	1-1	1-1
Cam Jeffery	17-17	34	DNP	DNP	DNP	DNP	2-2	5-3
Tim Hardiman	14-14	28	1-2	2-1	1-0	1-0	-	1-2
Justin Hodges	20-6	26	2-0	-	4-1	0-1	0-1	2-0
Leon Jones	18-8	26	3-0	4-0	1-1	1-1	-	2-3
Dane Motley	13-13	26	-	0-2	-	0-1	-	-
Micah Bland	3-22	25	2-2	1-3	DNP	DNP	DNP	0-4
Gavin Potter	11-10	21	2-2	-	4-3	1-3	2-1	1-1
James Reed III	8-12	20	2-1	2-2	-	0-1	0-1	-
Dontay Joyner	12-7	19	3-0	-	-	1-1	1-2	2-0
Blayne Toll	11-8	19	2-0	1-1	1-1	-	1-0	2-1
Ethan Hassler	6-12	18	0-1	-	DNP	DNP	DNP	DNP
Kadan Lewis	6-7	13	0-1	-	0-1	1-2	1-1	0-2
Dennard Flowers	3-9	12	3-1	-	0-1	0-1	0-3	-
Sam Graham	6-4	10	3-2	0-1	1-0	-	DNP	DNP
Websley Etienne	4-6	10	2-3	-	-	0-1	0-1	-
AJ Beale	5-3	8	DNP	0-1	-	0-1	-	-
Brandon Greil	2-3	5	DNP	DNP	-	-	-	-
Terion Sugick	1-3	4	0-1	1-2	DNP	DNP	DNP	DNP
Reed Linder	3-0	3	-	1-0	-	-	1-0	-
Jeff Foreman	2-0	2	-	-	1-0	-	-	-
Zak Wallace	1-1	2	-	-	-	-	-	-
Takare Lipscomb	0-2	2	-	-	-	-	0-1	-
Ja'Quez Cross	1-0	1	-	-	-	-	-	-
Courtney Jackson	1-0	1	-	-	-	-	-	-
Miller McCrumby	1-0	1	-	-	-	-	-	-
Mike Sharpe II	1-0	1	-	-	-	DNP	DNP	DNP
Jamil Williams	1-0	1	DNP	DNP	DNP	DNP	DNP	-
Reagan Ealy	1-0	1	-	-	-	-	-	-
Andrew Agapos	1-0	1	-	-	-	-	-	-
Timothy Gulley	1-0	1	DNP	DNP	DNP	DNP	DNP	DNP
Jack Bullard	1-0	1	1-0	-	-	-	-	-
Noah Grant	1-0	1	DNP	-	1-0	DNP	DNP	DNP
Jacob Bayer	1-0	1	-	-	-	-	-	-
Ashtin Rustemeyer	1-0	1	-	-	-	1-0	-	-
Taylor Doss	0-1	1	-	0-1	-	DNP	DNP	DNP
Donte Thompson	0-1	1	0-1	-	-	DNP	DNP	DNP
Clune Van Andel	0-1	1	DNP	DNP	-	-	0-1	-

REVIEW



2023 INDIVIDUAL STATISTICS

REVIEW

DEFENSIVE GAME-BY-GAME

TACKLES

Player	UA-A	TOTAL	CCU	ULM	LA	USA	TXST	MAR	NIU
Trevian Thomas	58-33	91	4-3	5-3	5-3	6-5	5-4	1-5	9-0
Charles Willekes	31-59	90	5-5	1-11	2-4	3-6	5-4	0-8	1-1
Melique Straker	45-40	85	8-3	1-6	2-0	0-2	9-4	3-2	4-2
Javante Mackey	52-32	84	5-0	3-8	5-1	2-1	4-4	2-2	DNP
Samy Johnson	37-20	57	3-1	2-5	3-1	2-1	6-3	3-2	8-3
Thurman Geathers	26-23	49	2-0	1-3	3-1	-	3-1	1-4	2-0
Justin Parks	24-20	44	6-4	1-3	1-2	0-1	0-1	1-0	-
Keyron Crawford	22-22	44	2-1	0-1	5-2	1-3	1-1	1-2	-
Eddie Smith	23-18	41	1-0	0-1	1-0	3-2	0-3	3-4	3-1
Nate Martey	14-23	37	0-2	1-7	0-2	4-2	1-0	1-3	2-0
Cam Jeffery	17-17	34	2-1	1-1	3-1	2-2	1-0	1-7	DNP
Tim Hardiman	14-14	28	1-2	1-1	1-1	1-1	-	1-4	3-0
Justin Hodges	20-6	26	-	1-1	1-0	5-2	3-0	1-0	1-0
Leon Jones	18-8	26	2-1	0-2	2-0	-	1-0	2-0	-
Dane Motley	13-13	26	-	1-1	0-1	0-1	1-1	2-4	9-2
Micah Bland	3-22	25	-	0-5	DNP	DNP	0-1	0-6	0-1
Gavin Potter	11-10	21	DNP	-	1-0	-	-	-	DNP
James Reed III	8-12	20	-	0-1	-	-	0-1	3-5	1-0
Dontay Joyner	12-7	19	0-1	-	-	-	2-1	3-2	DNP
Blayne Toll	11-8	19	0-1	-	0-1	2-1	1-0	1-2	-
Ethan Hassler	6-12	18	5-2	0-3	0-2	-	1-0	0-4	DNP
Kadan Lewis	6-7	13	1-0	-	-	1-0	1-0	DNP	1-0
Dennard Flowers	3-9	12	-	0-1	-	0-2	-	-	DNP
Sam Graham	6-4	10	DNP	DNP	DNP	DNP	1-0	0-1	1-0
Websley Etienne	4-6	10	1-0	-	-	-	DNP	-	1-1
AJ Beale	5-3	8	-	0-1	3-0	1-0	1-0	-	DNP
Brandon Greil	2-3	5	0-1	0-1	1-0	-	1-1	-	-
Terion Sugick	1-3	4	DNP	DNP	DNP	DNP	DNP	DNP	DNP
Reed Linder	3-0	3	-	-	-	-	1-0	-	DNP
Jeff Foreman	2-0	2	1-0	-	-	-	-	-	-
Zak Wallace	1-1	2	-	-	-	-	-	DNP	1-1
Takare Lipscomb	0-2	2	-	-	-	-	-	0-1	DNP
Ja'Quez Cross	1-0	1	-	-	-	1-0	-	-	-
Courtney Jackson	1-0	1	-	-	-	1-0	-	-	-
Miller McCrumby	1-0	1	DNP	-	-	-	-	1-0	-
Mike Sharpe II	1-0	1	DNP	-	1-0	-	-	-	DNP
Jamil Williams	1-0	1	-	-	-	-	1-0	-	DNP
Reagan Ealy	1-0	1	1-0	-	-	-	-	-	-
Andrew Agapos	1-0	1	-	-	-	-	1-0	-	DNP
Timothy Gulley	1-0	1	DNP	DNP	DNP	DNP	-	1-0	DNP
Jack Bullard	1-0	1	-	-	-	-	-	-	-
Noah Grant	1-0	1	DNP	DNP	DNP	DNP	DNP	DNP	DNP
Jacob Bayer	1-0	1	1-0	-	-	-	-	DNP	-
Ashtin Rustemeyer	1-0	1	-	-	-	-	-	DNP	DNP
Taylor Doss	0-1	1	DNP	DNP	DNP	DNP	DNP	DNP	DNP
Donte Thompson	0-1	1	DNP	DNP	DNP	DNP	DNP	DNP	DNP
Clune Van Andel	0-1	1	-	-	-	-	DNP	DNP	DNP



2023 INDIVIDUAL STATISTICS

MISCELLANEOUS

FUMBLES

Player	No-Lost	OU	MEM	SB	USM	UMASS	TROY	CCU
Jaylen Raynor	3-1	DNP	DNP	-	-	-	-	-
Brian Snead	1-1	-	1-1	DNP	DNP	-	-	DNP
J.T. Shrout	1-1	1-1	-	DNP	DNP	DNP	DNP	DNP
Jaxon Dailey	1-1	-	1-1	-	DNP	-	DNP	DNP

Player	No-Lost	ULM	LA	USA	TXST	MAR	NIU
Jaylen Raynor	3-1	-	1-0	1-0	-	1-1	-
Brian Snead	1-1	DNP	DNP	DNP	DNP	DNP	DNP
J.T. Shrout	1-1	DNP	DNP	DNP	DNP	DNP	DNP
Jaxon Dailey	1-1	DNP	DNP	DNP	-	DNP	DNP

FUMBLES FORCED

Player	No	OU	MEM	SB	USM	UMASS	TROY	CCU	ULM	LA	USA	TXST	MAR	NIU
Keyron Crawford	2	-	-	-	-	-	-	1	-	1	-	-	-	-
Justin Hodges	1	-	-	-	-	-	1	-	-	-	-	-	-	-
Trevian Thomas	1	-	-	-	-	-	-	-	-	-	1	-	-	-
Courtney Jackson	1	-	-	-	-	-	-	-	-	-	1	-	-	-
Miller McCrumby	1	-	-	-	-	-	-	DNP	-	-	-	-	1	-
Thurman Geathers	1	-	-	-	-	-	-	-	-	-	-	1	-	-

FUMBLES RECOVERED

Player	No	OU	MEM	SB	USM	UMASS	TROY	CCU	ULM	LA	USA	TXST	MAR	NIU
Trevian Thomas	2	-	-	-	-	-	1	-	-	-	-	1	-	-
Keyron Crawford	2	-	-	-	-	-	-	-	-	-	-	1	1	-
Jaylen Raynor	1	DNP	DNP	-	-	-	-	-	-	-	-	-	1	-
Eddie Smith	1	-	-	-	-	-	-	-	-	-	1	-	-	-
Javante Mackey	1	-	-	-	-	-	-	-	-	1	-	-	-	DNP
Thurman Geathers	1	-	-	-	-	-	-	1	-	-	-	-	-	-

REVIEW



TEAM/INDIVIDUAL GAME HIGHS

REVIEW

ARKANSAS STATE TEAM GAME HIGHS

RUSHES	52	Louisiana (11/04/2023)
YARDS RUSHING	345	Stony Brook (09/16/2023)
YARDS PER RUSH	7.5	Stony Brook (09/16/2023)
TD RUSHES	7	Texas St. (11/18/2023)
PASS ATTEMPTS	41	Memphis (09/09/2023)
PASS COMPLETIONS	22	Memphis (09/09/2023)
YARDS PASSING	383	at Massachusetts (09/30/2023)
YARDS PER PASS	15.3	at Massachusetts (09/30/2023)
TD PASSES	6	at Massachusetts (09/30/2023)
TOTAL PLAYS	80	Louisiana (11/04/2023)
TOTAL OFFENSE	556	at Massachusetts (09/30/2023)
YARDS PER PLAY	8.6	at Massachusetts (09/30/2023)
POINTS	77	Texas St. (11/18/2023)
SACKS BY	5	at Massachusetts (09/30/2023)
FIRST DOWNS	32	at Massachusetts (09/30/2023)
PENALTIES	14	at Oklahoma (09/02/2023)
PENALTY YARDS	111	at Oklahoma (09/02/2023)
TURNOVERS	4	Memphis (09/09/2023)
PUNTS	7	at Marshall (11/25/2023), at Troy (10/07/2023), at Oklahoma (09/02/2023)
PUNTING AVG	54.5	Texas St. (11/18/2023)
LONG PUNT	67	Texas St. (11/18/2023)
PUNTS INSIDE 20	5	at Marshall (11/25/2023)
LONG PUNT RETURN	60	at Marshall (11/25/2023)

ARKANSAS STATE INDIVIDUAL GAME HIGHS

RUSHES	18	Zak Wallace at ULM (10/28/2023)
YARDS RUSHING	164	Ja'Quez Cross vs Stony Brook (09/16/2023)
TD RUSHES	3	Ja'Quez Cross vs Texas St. (11/18/2023)
LONG RUSH	66	Ja'Quez Cross vs Stony Brook (09/16/2023)
PASS ATTEMPTS	38	Jaylen Raynor at Marshall (11/25/2023)
PASS COMPLETIONS	20	Jaylen Raynor at Massachusetts (09/30/2023)
YARDS PASSING	383	Jaylen Raynor at Massachusetts (09/30/2023)
TD PASSES	6	Jaylen Raynor at Massachusetts (09/30/2023)
LONG PASS	68	Jaylen Raynor vs Coastal Carolina (10/21/2023)
RECEPTIONS	7	Courtney Jackson vs Texas St. (11/18/2023)
YARDS RECEIVING	160	Corey Rucker at ULM (10/28/2023)
TD RECEPTIONS	2	Corey Rucker vs NIU (N) (12/23/2023)
	2	Jeff Foreman at Massachusetts (09/30/2023)
	2	Courtney Jackson vs Southern Miss. (09/23/2023)
LONG RECEPTION	68	Corey Rucker vs Coastal Carolina (10/21/2023)
PUNTS	7	William Przystup at Marshall (11/25/2023)
	7	William Przystup at Troy (10/07/2023)
	7	William Przystup at Oklahoma (09/02/2023)
PUNTING AVG	54.5	William Przystup vs Texas St. (11/18/2023)
LONG PUNT	67	William Przystup vs Texas St. (11/18/2023)
PUNTS INSIDE 20	5	William Przystup at Marshall (11/25/2023)
LONG PUNT RETURN	60	Courtney Jackson at Marshall (11/25/2023)
LONG KICKOFF RETURN	93	Ja'Quez Cross vs Texas St. (11/18/2023)
TACKLES	13	Melique Straker vs Texas St. (11/18/2023)
SACKS	2	Nate Martey at South Alabama (11/11/2023)
	2	Keyron Crawford vs Louisiana (11/04/2023)
	2	Javante Mackey at Massachusetts (09/30/2023)
TACKLES FOR LOSS	3.5	Nate Martey at South Alabama (11/11/2023)



TEAM/INDIVIDUAL GAME HIGHS

OPPONENT TEAM GAME HIGHS

RUSHES	53	at Marshall (11/25/2023)
YARDS RUSHING	351	at Troy (10/07/2023)
YARDS PER RUSH	7	at Troy (10/07/2023)
TD RUSHES	6	at Oklahoma (09/02/2023)
PASS ATTEMPTS	55	Texas St. (11/18/2023)
PASS COMPLETIONS	37	Texas St. (11/18/2023)
YARDS PASSING	422	at Oklahoma (09/02/2023)
YARDS PER PASS	12.8	at Oklahoma (09/02/2023)
TD PASSES	3	3x, MR at Marshall (11/25/2023)
TOTAL PLAYS	93	Texas St. (11/18/2023)
TOTAL OFFENSE	642	at Oklahoma (09/02/2023)
YARDS PER PLAY	8.3	at Troy (10/07/2023)
POINTS	73	at Oklahoma (09/02/2023)
SACKS BY	5	at Troy (10/07/2023)
FIRST DOWNS	36	at Oklahoma (09/02/2023)
PENALTIES	12	at Massachusetts (09/30/2023)
PENALTY YARDS	127	at Massachusetts (09/30/2023)
TURNOVERS	4	Texas St. (11/18/2023)
PUNTS	6	4x, MR at Marshall (11/25/2023)
PUNTING AVG	50.0	at Oklahoma (09/02/2023)
LONG PUNT	57	at Massachusetts (09/30/2023)
PUNTS INSIDE 20	3	vs NIU (N) (12/23/2023)
LONG PUNT RETURN	82	at Oklahoma (09/02/2023)

OPPONENT INDIVIDUAL GAME HIGHS

RUSHES	28	2x, MR by La'Damian Webb at South Alabama (11/11/2023)
YARDS RUSHING	245	Kimani Vidal at Troy (10/07/2023)
TD RUSHES	3	Kimani Vidal at Troy (10/07/2023)
LONG RUSH	69	Kimani Vidal at Troy (10/07/2023)
PASS ATTEMPTS	55	TJ Finley vs Texas St. (11/18/2023)
PASS COMPLETIONS	37	TJ Finley vs Texas St. (11/18/2023)
YARDS PASSING	366	TJ Finley vs Texas St. (11/18/2023)
TD PASSES	3	2x, MR by Cam Fancher at Marshall (11/25/2023)
LONG PASS	87	Zeon Chriss vs Louisiana (11/04/2023)
RECEPTIONS	10	Kole Wilson vs Texas St. (11/18/2023)
YARDS RECEIVING	165	Ashtyn Hawkins vs Texas St. (11/18/2023)
TD RECEPTIONS	2	3x, MR by Charles Montgomery at Marshall (11/25/2023)
LONG RECEPTION	87	Peter LeBlanc vs Louisiana (11/04/2023)
FIELD GOALS	3	3x, MR by Derek McCormick at ULM (10/28/2023)
LONG FIELD GOALS	50	Derek McCormick at ULM (10/28/2023)
PUNTS	6	4x, MR by John McConnell at Marshall (11/25/2023)
PUNTING AVG	50.0	Josh Plaster at Oklahoma (09/02/2023)
LONG PUNT	57	CJ Kolodziey at Massachusetts (09/30/2023)
PUNTS INSIDE 20	3	Tom Foley vs NIU (N) (12/23/2023)
LONG PUNT RETURN	82	Gavin Freeman at Oklahoma (09/02/2023)
LONG KICKOFF RETURN	42	Ismail Mahdi vs Texas St. (11/18/2023)
TACKLES	11	Dylan Lawrence vs Southern Miss. (09/23/2023)
SACKS	2.5	Quentin Wilfawn at South Alabama (11/11/2023)
TACKLES FOR LOSS	3	Quentin Wilfawn at South Alabama (11/11/2023)
INTERCEPTIONS	1	9x, MR by JaVaughn Byrd vs NIU (N) (12/23/2023)

REVIEW



RED ZONE RESULTS

REVIEW

ARKANSAS STATE IN OPPONENTS RED ZONE

Opponent	Score	SUCCESSFUL RED ZONE TRIP							FAILED TO SCORE			
		Times In RZ	Times Scored	Total Pts	TDs	Rush TDs	Pass TDs	FGM	FGA	Down	INT	FUMB
at Oklahoma	L 0-73	0	0	0	0	0	0	0	0	0	0	0
Memphis	L 3-37	3	1	3	0	0	0	1	1	1	0	1
Stony Brook	W 31-7	4	4	24	3	2	1	1	1	0	0	0
Southern Miss.	W 44-37	4	4	20	2	1	1	2	2	0	0	0
at UMass	W 52-28	4	3	21	3	1	2	0	1	0	0	0
at Troy	L 3-37	2	1	3	0	0	0	1	1	1	0	0
Coastal Carolina	L 17-27	4	3	17	2	0	2	1	2	0	0	0
at ULM	W 34-24	3	3	21	3	2	1	0	0	0	0	0
Louisiana	W 37-17	6	6	30	3	3	0	3	3	0	0	0
at South Ala.	L 14-21	2	1	3	0	0	0	1	2	0	0	0
Texas St.	W 77-31	4	4	30	4	4	0	0	0	0	0	0
at Marshall	L 21-35	5	2	14	2	1	1	0	0	1	1	1
vs NIU	L 19-21	4	2	9	1	0	1	1	1	1	1	0
Totals 34 of 45 (75.6%)		45	34	195	23	14	9	11	14	4	2	2

OPPONENTS IN ARKANSAS STATE RED ZONE

Opponent	Score	SUCCESSFUL RED ZONE TRIP							FAILED TO SCORE			
		Times In RZ	Times Scored	Total Pts	TDs	Rush TDs	Pass TDs	FGM	FGA	Down	INT	FUMB
Oklahoma	L 0-73	9	9	59	8	6	2	1	1	0	0	0
Memphis	L 3-37	4	3	20	3	2	1	0	1	0	0	0
Stony Brook	W 31-7	4	1	7	1	0	1	0	3	0	0	0
Southern Miss.	W 44-37	3	3	13	1	1	0	2	2	0	0	0
Massachusetts	W 52-28	4	4	21	2	1	1	2	2	0	0	0
Troy	L 3-37	4	4	20	2	2	0	2	2	0	0	0
Coastal Carolina	L 17-27	5	5	27	3	1	2	2	2	0	0	0
ULM	W 34-24	3	3	14	1	0	1	2	2	0	0	0
Louisiana	W 37-17	2	2	10	1	1	0	1	1	0	0	0
South Alabama	L 14-21	2	2	14	2	1	1	0	0	0	0	0
Texas St.	W 77-31	6	4	28	4	1	3	0	0	0	1	1
Marshall	L 21-35	6	4	28	4	2	2	0	2	0	0	0
NIU	L 19-21	5	2	13	2	1	1	0	2	0	0	0
Totals 46 of 57 (80.7%)		57	46	274	34	19	15	12	20	0	1	1



3RD & 4TH DOWN CONVERSIONS

3rd DOWN CONVERSIONS

Opponent	Score	Overall		1st Quarter		2nd Quarter		3rd Quarter		4th Quarter	
at Oklahoma	L 0-73	2-12	16.7	0-3	0.0	1-4	25.0	0-3	0.0	1-2	50.0
Memphis	L 3-37	3-14	21.4	0-1	0.0	2-6	33.3	1-4	25.0	0-3	0.0
Stony Brook	W 31-7	7-14	50.0	2-4	50.0	1-3	33.3	1-3	33.3	3-4	75.0
Southern Miss.	W 44-37	7-14	50.0	2-2	100.0	1-4	25.0	1-2	50.0	3-6	50.0
at UMass	W 52-28	6-10	60.0	3-5	60.0	3-3	100.0	0-0	0.0	0-2	0.0
at Troy	L 3-37	4-16	25.0	1-3	33.3	1-5	20.0	1-4	25.0	1-4	25.0
Coastal Carolina	L 17-27	2-11	18.2	0-2	0.0	2-4	50.0	0-2	0.0	0-3	0.0
at ULM	W 34-24	4-13	30.8	0-3	0.0	1-4	25.0	2-3	66.7	1-3	33.3
Louisiana	W 37-17	9-16	56.3	4-4	100.0	2-5	40.0	2-3	66.7	1-4	25.0
at South Ala.	L 14-21	2-13	15.4	1-4	25.0	0-2	0.0	0-3	0.0	1-4	25.0
Texas St.	W 77-31	4-8	50.0	2-3	66.7	0-2	0.0	1-1	100.0	1-2	50.0
at Marshall	L 21-35	3-14	21.4	0-2	0.0	1-4	25.0	0-3	0.0	2-5	40.0
vs NIU	L 19-21	7-14	50.0	1-1	100.0	3-6	50.0	0-3	0.0	3-4	75.0
Arkansas St.		60-169	35.5	16-37	43.2	18-52	34.6	9-34	26.5	17-46	37.0
Opponents		79-193	40.9	22-47	46.8	22-52	42.3	22-52	42.3	13-42	31.0

4th DOWN CONVERSIONS

Opponent	Score	Overall		1st Quarter		2nd Quarter		3rd Quarter		4th Quarter	
at Oklahoma	L 0-73	0-1	0.0	0-0	0.0	0-0	0.0	0-1	0.0	0-0	0.0
Memphis	L 3-37	1-3	33.3	0-0	0.0	1-1	100.0	0-1	0.0	0-1	0.0
Stony Brook	W 31-7	1-1	100.0	0-0	0.0	0-0	0.0	1-1	100.0	0-0	0.0
Southern Miss.	W 44-37	0-0	0.0	0-0	0.0	0-0	0.0	0-0	0.0	0-0	0.0
at UMass	W 52-28	0-1	0.0	0-0	0.0	0-0	0.0	0-0	0.0	0-1	0.0
at Troy	L 3-37	1-4	25.0	0-0	0.0	0-2	0.0	0-1	0.0	1-1	100.0
Coastal Carolina	L 17-27	0-1	0.0	0-0	0.0	0-0	0.0	0-0	0.0	0-1	0.0
at ULM	W 34-24	0-0	0.0	0-0	0.0	0-0	0.0	0-0	0.0	0-0	0.0
Louisiana	W 37-17	1-1	100.0	0-0	0.0	1-1	100.0	0-0	0.0	0-0	0.0
at South Ala.	L 14-21	1-3	33.3	0-0	0.0	0-0	0.0	0-0	0.0	1-3	33.3
Texas St.	W 77-31	2-2	100.0	1-1	100.0	0-0	0.0	0-0	0.0	1-1	100.0
at Marshall	L 21-35	0-2	0.0	0-0	0.0	0-1	0.0	0-0	0.0	0-1	0.0
vs NIU	L 19-21	0-1	0.0	0-0	0.0	0-1	0.0	0-0	0.0	0-0	0.0
Arkansas St.		7-20	35.0	1-1	100.0	2-6	33.3	1-4	25.0	3-9	33.3
Opponents		19-25	76.0	0-0	0.0	7-8	87.5	7-8	87.5	5-9	55.6

REVIEW

TIME OF POSSESSION

Opponent	Score	Overall	1st Quarter	2nd Quarter	3rd Quarter	4th Quarter
at Oklahoma	L 0-73	23:04	5:13	5:21	5:00	7:30
Memphis	L 3-37	24:28	4:06	7:26	6:24	6:32
Stony Brook	W 31-7	28:00	9:09	4:52	5:32	8:27
Southern Miss.	W 44-37	29:32	4:29	7:46	4:18	12:59
at UMass	W 52-28	29:58	8:13	8:20	3:33	9:52
at Troy	L 3-37	25:56	4:59	8:07	5:28	7:22
Coastal Carolina	L 17-27	23:22	4:15	7:59	4:56	6:12
at ULM	W 34-24	26:37	6:06	5:35	7:01	7:55
Louisiana	W 37-17	34:53	8:45	11:07	7:12	7:49
at South Ala.	L 14-21	27:08	7:00	7:38	6:11	6:19
Texas St.	W 77-31	26:01	6:19	8:22	5:01	6:19
at Marshall	L 21-35	23:04	3:23	8:42	6:07	4:52
vs NIU	L 19-21	19:35	1:38	7:12	3:36	7:09
Arkansas St.		341:38/26:17	73:35/5:40	98:27/7:34	70:19/5:25	99:17/7:38
Opponents		438:17/33:42	104:02/8:00	113:56/8:46	111:29/8:35	108:50/8:22



TEAM GAME-BY-GAME COMPARISON

REVIEW

TEAM GAME-BY-GAME COMPARISON

Opp.	Score	First Downs				Rushing	Passing			Return	
		Total	Rush	Pass	Pen	Num/Yd	Comp-Att-Int	Yards	Plays-Yards	Yards	TD
at OU	0-73	10/36	3/13	5/18	2/5	23-48/49-220	13-27-0/30-33-0	160/422	50-208/82-642	42/90	1/0
Memphis	3-37	18/18	5/7	11/9	2/2	30-64/41-150	22-41-2/21-29-0	166/239	71-230/70-389	94/60	4/0
SBU	31-7	25/14	15/6	8/7	2/1	46-345/29-90	11-23-0/21-33-0	140/221	69-485/62-311	41/40	0/0
USM	44-37	18/20	10/10	8/9	0/1	44-192/34-234	11-21-1/20-36-2	233/215	65-425/70-449	152/87	1/2
at UMass	52-28	32/22	9/6	18/12	5/4	40-173/25-112	20-25-0/29-38-1	383/269	65-556/63-381	142/138	0/1
at Troy	3-37	11/20	3/13	7/5	1/2	32-47/50-351	15-27-0/12-21-0	156/236	59-203/71-587	63/5	0/1
CCU	17-27	16/20	5/9	11/10	0/1	24-116/42-186	19-35-2/25-30-0	306/250	59-422/72-436	20/80	2/1
at ULM	34-24	21/21	9/8	10/12	2/1	36-159/35-148	15-30-1/25-45-0	298/300	66-457/80-448	7/54	1/0
Louisiana	37-17	26/20	14/4	12/12	0/4	52-232/27-64	18-28-0/22-34-1	194/263	80-426/61-327	16/115	0/2
at USA	14-21	19/15	7/10	8/5	4/0	36-116/40-199	15-28-1/19-25-0	186/145	64-302/65-344	32/53	1/1
Texas St.	77-31	23/32	13/13	9/15	1/4	40-284/38-173	14-17-0/37-55-2	203/366	57-487/93-539	354/124	0/4
at Marsh.	21-35	20/24	2/11	12/9	6/4	29-42/53-279	19-38-1/16-22-0	263/214	67-305/75-493	107/44	2/2
vs NIU	19-21	18/26	6/13	11/9	1/4	27-101/42-189	16-30-1/19-30-2	250/232	57-351/72-421	64/7	1/2
Total		257 / 288	101 / 123	130 / 132	26 / 33	459-1919 / 505-2395	208-370-9 / 2938	296-431-8 / 3372	829-4857 / 936-5767	1134 / 897	13 / 16

TEAM GAME-BY-GAME COMPARISON

Opp.	3rd Down	4th Down	Time of Possession	TOP Margin	Avg. Yds/Rush	Avg. Yds/Pass	Avg. Yds/Play	Punting No.-Avg.	Penalties No.-Yards	Sack
	Conv.	Conv.								
at OU	2-12 / 11-13	0-1 / 0-0	23:04 / 36:56	-13:52	2.1 / 4.5	5.9 / 12.8	4.2 / 7.8	7-47.6 / 1-50.0	14-111.0 / 6-65.0	0 / 1
Memphis	3-14 / 5-16	1-3 / 3-3	24:28 / 35:32	-11:04	2.1 / 3.7	4.0 / 8.2	3.2 / 5.6	6-43.2 / 6-42.5	3-40.0 / 3-40.0	2 / 3
SBU	7-14 / 5-15	1-1 / 1-2	28:00 / 32:00	-04:00	7.5 / 3.1	6.1 / 6.7	7.0 / 5.0	5-42.0 / 5-44.6	4-40.0 / 8-45.0	4 / 2
USM	7-14 / 7-15	0-0 / 2-2	29:32 / 30:28	-00:56	4.4 / 6.9	11.1 / 6.0	6.5 / 6.4	4-42.0 / 4-30.3	3-15.0 / 5-45.0	1 / 4
at UMass	6-10 / 5-13	0-1 / 0-0	29:58 / 30:02	-00:04	4.3 / 4.5	15.3 / 7.1	8.6 / 6.0	1-50.0 / 4-44.5	10-104.0 / 12-127.0	5 / 1
at Troy	4-16 / 6-13	1-4 / 0-1	25:56 / 34:04	-08:08	1.5 / 7.0	5.8 / 11.2	3.4 / 8.3	7-39.4 / 3-42.7	2-22.0 / 8-75.0	0 / 5
CCU	2-11 / 4-14	0-1 / 2-2	23:22 / 36:38	-13:16	4.8 / 4.4	8.7 / 8.3	7.2 / 6.1	5-48.4 / 5-44.8	9-103.0 / 4-35.0	1 / 2
at ULM	4-13 / 6-19	0-0 / 3-4	26:37 / 33:23	-06:46	4.4 / 4.2	9.9 / 6.7	6.9 / 5.6	5-44.4 / 6-38.3	3-40.0 / 9-75.0	1 / 1
Louisiana	9-16 / 3-11	1-1 / 1-2	34:53 / 25:07	09:46	4.5 / 2.4	6.9 / 7.7	5.3 / 5.4	3-46.7 / 4-40.3	7-78.0 / 4-25.0	3 / 1
at USA	2-13 / 5-15	1-3 / 2-3	27:08 / 32:52	-05:44	3.2 / 5.0	6.6 / 5.8	4.7 / 5.3	4-26.3 / 6-35.3	3-15.0 / 8-71.0	2 / 4
Texas St.	4-8 / 7-16	2-2 / 3-4	26:01 / 33:54	-07:53	7.1 / 4.6	11.9 / 6.7	8.5 / 5.8	2-54.5 / 4-41.0	9-87.0 / 6-56.0	2 / 3
at Marsh.	3-14 / 8-17	0-2 / 0-0	23:04 / 36:56	-13:52	1.4 / 5.3	6.9 / 9.7	4.6 / 6.6	7-41.4 / 6-42.0	7-89.0 / 8-98.0	3 / 3
vs NIU	7-14 / 7-16	0-1 / 2-2	19:35 / 40:25	-20:50	3.7 / 4.5	8.3 / 7.7	6.2 / 5.8	5-46.2 / 3-39.3	6-48.0 / 3-25.0	0 / 1
Total	60-169 / 79-193	7-20 / 19-25	341:38 / 438:17	-96:39	4.2 / 4.7	7.9 / 7.8	5.9 / 6.2	61-43.2 / 57-40.6	80-792.0 / 84-782.0	24 / 31



2023 SUN BELT REVIEW

STANDINGS

Team	Overall	Pct.	Conf.	Pct.	PF	PA	Home	Away	Neutral	Streak
James Madison	11-2	0.846	7-1	0.875	443	253	5-1	6-0	0-1	L 1
Troy	11-3	0.786	7-1	0.875	415	240	6-1	5-1	0-1	L 1
App State	9-5	0.643	6-2	0.750	465	378	5-1	3-4	1-0	W 1
Coastal Carolina	8-5	0.615	5-3	0.625	360	310	4-2	3-3	1-0	W 1
Old Dominion	6-7	0.462	5-3	0.625	310	353	4-2	2-4	0-1	L 1
Texas St.	8-5	0.615	4-4	0.500	477	427	5-1	2-4	1-0	W 2
South Alabama	7-6	0.538	4-4	0.500	430	273	5-2	2-4	0-0	W 1
Arkansas St.	6-7	0.462	4-4	0.500	352	395	4-2	2-4	0-1	L 2
Georgia St.	7-6	0.538	3-5	0.375	354	391	3-3	3-3	1-0	W 1
Ga. Southern	6-7	0.462	3-5	0.375	392	396	5-1	1-5	0-1	L 5
Louisiana	6-7	0.462	3-5	0.375	418	372	4-2	2-4	0-1	L 1
Marshall	6-7	0.462	3-5	0.375	296	373	5-1	1-5	0-1	L 1
Southern Miss.	3-9	0.250	2-6	0.250	278	429	2-4	1-5	0-0	L 2
ULM	2-10	0.167	0-8	0.000	208	419	2-4	0-6	0-0	L 10

2023 ALL-SUN BELT CONFERENCE TEAMS

First Team Offense

QB	Jordan McCloud	James Madison
RB	Kimani Vidal	Troy
RB	Marcus Carroll	Georgia State
OL	Isaiah Helms	Appalachian State
OL	Bucky Williams	Appalachian State
OL	Travis Glover	Georgia State
OL	Khalil Crowder	Georgia State
OL	Jacob Bayer	Arkansas State
TE	Zach Horton	James Madison
WR	Caulin Lacy	South Alabama
WR	Elijah Sarratt	James Madison
WR	Reggie Brown	James Madison

First Team Defense

DL	Jalen Green	James Madison
DL	Javon Solomon	Troy
DL	Richard Jibunor	Troy
DL	Jamree Kromah	James Madison
DL	Owen Porter	Marshall
LB	Jason Henderson	Old Dominion
LB	Andrew Parker Jr.	Appalachian State
LB	Marques Watson-Trent	Georgia Southern
DB	Micah Abraham	Marshall
DB	Reddy Steward	Troy
DB	Jaden Voisin	South Alabama
DB	Tyrek Funderburk	Appalachian State

First Team Special Teams

K	Mason Shipley	Texas State
P	William Przystup	Arkansas State
RS	Jayden Harrison	Marshall
AP	Ismail Mahdi	Texas State

Second Team Offense

QB	Joey Aguilar	Appalachian State
RB	Rasheen Ali	Marshall
RB	Frank Gore Jr.	Southern Miss
OL	Daniel King	Troy
OL	Tyler Stephens	James Madison
OL	Makilan Thomas	Arkansas State
OL	Rasheed Miller	Georgia Southern
OL	Grant Betts	Troy
TE	Eli Wilson	Appalachian State
WR	Khaleb Hood	Georgia Southern
WR	Sam Pinckney	Coastal Carolina
WR	Joey Hobert	Texas State

Second Team Defense

DL	James Carpenter	James Carpenter
DL	Adin Huntington	ULM
DL	Ben Bell	Texas State
DL	Mikail Kamara	James Madison
DL	TJ Jackson	Troy
LB	Brian Holloway	Texas State
LB	Nate Johnson	Appalachian State
LB	Quentin Wilfawn	South Alabama
DB	Shemar Bartholomew	Appalachian State
DB	Dell Pettus	Troy
DB	Ethan Johnson	Appalachian State
DB	D'Angelo Ponds	James Madison

Second Team Special Teams

K	Michael Hughes	Appalachian State
P	Ryan Hanson	James Madison
RS	Ismail Mahdi	Texas State
AP	Frank Gore Jr.	Southern Miss

REVIEW



2023 SUN BELT REVIEW



Third Team Offense

QB	Gunnar Watson	Troy
RB	La'Damian Webb	South Alabama
RB	Jalen White	Georgia Southern
OL	AJ Gillie	Louisiana
OL	Jack Murphy	Appalachian State
OL	Ethan Driskell	Marshall
OL	Will McDonald	Coastal Carolina
OL	Brey Walker	Texas State
TE	Neal Johnson	Louisiana
WR	Robert Lewis	Georgia State
WR	Jabre Barber	Troy
WR	Chris Lewis	Troy

Third Team Defense

DL	Thurman Geathers	Arkansas State
DL	Isaac Walker	Georgia Southern
DL	Elijah Alston	Marshall
DL	Wy'Kevious Thomas	South Alabama
LB	Eli Neal	Marshall
LB	Jontrey Hunter	Georgia State
LB	Aiden Fisher	James Madison
DB	Wayne Matthews	Old Dominion
DB	Yam Banks	South Alabama
DB	Clayton Isbell	Coastal Carolina
DB	Gavin Pringle	Georgia State
DB	Irshaad Davis	Troy

Third Team Special Teams

K	Camden Wise	James Madison
P	John McConnell	Marshall
RS	Ja'Quez Cross	Arkansas State
AP	Caullin Lacy	South Alabama

Honorable Mention

RB	Kanye Roberts	Appalachian State
WR	Kaedin Robinson	Appalachian State
DL	Santana Hopper	Appalachian State
DB	Jordan Favors	Appalachian State
OL	Jalen Cunningham	Arkansas State
WR	Courtney Jackson	Arkansas State
LB	Charles Willekes	Arkansas State
DB	Samy Johnson	Arkansas State
OL	Nick Del Grande	Coastal Carolina
WR	Jared Brown	Coastal Carolina
DL	Michael Mason	Coastal Carolina
DB	Matthew McDoom	Coastal Carolina
QB	Davis Brin	Georgia Southern
TE	Jjay McAfee	Georgia Southern
WR	Derwin Burgess Jr.	Georgia Southern
DB	TJ Smith	Georgia Southern
QB	Darren Grainger	Georgia State
WR	Tailique Williams	Georgia State
LB	Kevin Swint	Georgia State

DB	Jeremiah Johnson	Georgia State
WR	Phoenix Sproles	James Madison
LB	Jailin Walker	James Madison
DB	Chauncey Logan	James Madison
DB	Francis Meehan	James Madison
OL	Nathan Thomas	Louisiana
WR	Peter LeBlanc	Louisiana
LB	Kendre' Gant	Louisiana
LB	K.C. Ossai	Louisiana
OL	Elijah Fisher	ULM
OL	Zarian McGill	ULM
WR	Tyrone Howell	ULM
DL	Kenard Snyder	ULM
OL	Logan Osburn	Marshall
OL	Dalton Tucker	Marshall
DL	Sam Burton	Marshall
DB	J.J. Roberts	Marshall
DL	Denzel Lowry	Old Dominion
DB	Shawn Asbury II	Old Dominion
DB	LaMareon James	Old Dominion
DB	Terry Jones	Old Dominion
QB	Carter Bradley	South Alabama
OL	Reggie Smith	South Alabama
WR	Jamaal Pritchett	South Alabama
LB	Trey Kiser	South Alabama
WR	Jakarius Caston	Southern Miss
DL	Quentin Bivens	Southern Miss
LB	Swayze Bozeman	Southern Miss
DB	Jay Stanley	Southern Miss
QB	TJ Finley	Texas State
WR	Ashtyn Hawkins	Texas State
WR	Kole Wilson	Texas State
DB	Shawn Holton	Texas State
DL	Buddha Jones	Troy
DB	O'shai Fletcher	Troy
DB	Caleb Ransaw	Troy
LS	Quentin Skinner	Troy

Player of the Year

QB	Jordan McCloud	James Madison
----	----------------	---------------

Offensive Player of the Year

RB	Kimani Vidal	Troy
----	--------------	------

Defensive Player of the Year

DL	Jalen Green	James Madison
----	-------------	---------------

Freshman of the Year

QB	Jaylen Raynor	Arkansas State
----	---------------	----------------

Newcomer of the Year

QB	Joey Aguilar	Appalachian State
----	--------------	-------------------

Coach of the Year

	Curt Cignetti	James Madison
--	---------------	---------------



2023 SUN BELT REVIEW

Offensive Player of the Week

- Week 1 – TJ Finley, Texas State (RS So., QB)
- Week 2 – Davis Brin, Georgia Southern (6th Yr., QB)
- Week 3 – Darren Grainger, Georgia State (RS Sr., QB)
- Week 4 – Rasheen Ali, Marshall (Jr., RB)
- Week 5 – Jaylen Raynor, Arkansas State (Fr., QB)
- Week 6 – Kimani Vidal, Troy (Jr., RB)
- Week 7 – Grayson McCall, Coastal Carolina (RS Sr., QB)
- Week 8 – Jalen White, Georgia Southern (Sr., RB)
- Week 9 – Gunnar Watson, Troy (Sr., QB – Butler, Ga.)
- Week 10 – Jordan McCloud, James Madison (RS Sr., QB)
- Week 11 – Jordan McCloud, James Madison (RS Sr., QB)
- Week 12 – Ja'Quez Cross, Arkansas State (RS So., RB)
- Week 13 – Jordan McCloud, James Madison (RS Sr., QB)

Defensive Player of the Week

- Week 1 – Clayton Isbell, Coastal Carolina (Super Sr., S)
- Week 2 – Jason Henderson, Old Dominion (Jr., LB)
- Week 3 – LaMareon James, Old Dominion (Jr., CB)
- Week 4 – Brian Holloway, Texas State (RS Sr., LB)
- Week 5 – Marques Watson-Trent, Georgia Southern (RS Jr., LB)
- Week 6 – Jason Henderson, Old Dominion (Jr., LB)
- Week 7 – Richard Jibunor, Troy (Sr., BAN)
- Week 8 – Jalen Green, James Madison (Sr., DL)
- Week 9 – Cameron Whitfield, Louisiana (RS So., LB)
- Week 10 – Jason Henderson, Old Dominion (Jr., LB)
- Week 11 – Javon Solomon, Troy (Jr., DE)
- Week 12 – Ethan Johnson, App State (So., CB)
- Week 13 – Tyrek Funderburk, App State (RS Sr., CB)

Special Teams Player of the Week

- Week 1 – Andrew Stein, Southern Miss (RS Jr., K)
- Week 2 – Aiden Fisher, James Madison (So., LB)
- Week 3 – Camden Wise, James Madison (RS Sr., K)
- Week 4 – Dominic Zvada, Arkansas State (So., K)
- Week 5 – Michael Hughes, App State (Jr., K)
- Week 6 – Dalen Cambre, Louisiana (RS Jr., WR)
- Week 7 – Scott Taylor Renfro, Troy (So., K)
- Week 8 – Ryan Hanson, James Madison (RS Jr., P)
- Week 9 – Michael Lantz, Georgia Southern (RS Sr., K)
- Week 10 – Dominic Zvada, Arkansas State (So., K)
- Week 11 – Jayden Harrison, Marshall (RS Jr., WR)
- Week 12 – Ja'Quez Cross, Arkansas State (RS So., RB)
- Week 13 – Kole Wilson, Texas State (So., WR)



REVIEW



ALL OPPONENTS RESULTS

RESULTS

Opponent	First Game	Last Game	Overall			Scoring	
			W	L	T	A-State	Opponent
Abilene Christian	1953	1973	9	2	1	302	236
Akron	1988	1991	1	1	0	36	40
Alabama	1982	2018	0	3	0	14	126
Alcorn State	2012	2012	1	0	0	56	0
Alumni (A-State)	1923	1931	2	0	1	30	0
Appalachian State	2014	2021	1	4	0	112	192
Arkansas-Monticello	1922	1947	9	7	2	182	214
Arkansas-Pine Bluff	2013	2017	2	0	0	110	14
Arkansas Tech	1919	1958	3	4	0	149	153
Army	2005	2006	0*	1	0	24	44
Auburn	2006	2016	0	4	0	49	168
Austin (Tex.) College	1954	1955	1	1	0	60	80
Austin Peay	1940	1996	5	2	0	100	75
Ball State	2013	2013	1	0	0	23	20
Baylor	2001	2001	0	1	0	3	24
Bethel (Ky.) College	1931	1931	1	0	0	13	0
Bethel (Tenn.) College	1921	1931	2	0	0	41	0
Boise State	1999	2000	0	2	0	24	105
Bowling Green	1974	1974	0	1	0	0	17
Bradley	1946	1946	0	1	0	2	26
BYU	1996	1996	0	1	0	9	58
Camp Breckinridge (Ky.)	1951	1951	1	0	0	46	12
Camp Pike (Ark.)	1919	1920	1	1	0	25	28
Caruthersville (Mo.) JC	1930	1930	0	0	1	0	0
Centenary Freshman	1929	1929	1	0	0	27	14
Central Arkansas	1916	2021	12	13	2	460	527
Central Michigan	1981	1981	1	0	0	26	23
Central Missouri	1959	1970	2	0	0	92	27
Centre (Ky.)	1946	1947	2	0	0	59	0
Christian Brothers	1912	1914	1	1	1	54	20
Cincinnati	1975	1988	1	1	0	21	60
Coastal Carolina	2017	2023	3	3	0	183	191
Colorado State	1991	1994	0	2	0	27	86
Citadel	1960	1970	3	5	0	105	108
Concordia	1956	1956	1	0	0	56	0



ALL OPPONENTS RESULTS

Opponent	First Game	Last Game	Overall			Scoring	
			W	L	T	A-State	Opponent
Corning (Ark.) HS	1912	1912	1	0	0	6	0
Corry Field (Fla.)	1951	1951	1	0	0	53	0
Delaware	1986	1986	1	0	0	55	14
Delta State	1936	1988	4	4	1	131	167
Drake	1968	1978	4	0	1	137	85
East Carolina	1992	1996	0	2	0	34	69
Eastern Kentucky	1986	1986	1	0	0	24	10
Eastern Michigan	1968	1976	2	1	0	70	46
Eastern New Mexico	1969	1972	2	0	0	92	27
East Texas State	1953	1987	4	0	1	170	60
Ellington (Il.) AFB	1952	1952	1	0	0	48	0
Emporia State	1952	1953	2	0	0	79	26
Evansville	1946	1946	0	0	1	6	6
Florida	1958	1993	0	2	0	13	95
Florida Atlantic	2005	2010	3*	3	0	153	149
FIU	2005	2019	5*	2	0	201	149
Georgia	1997	2019	0	3	0	24	138
Georgia Southern	1986	2021	3	3	0	183	219
Georgia State	2013	2021	6	2	0	334	260
Grambling	1985	2022	2	0	0	68	10
Hawaii	1998	1998	1	0	0	20	0
Henderson State	1914	1951	5	1	2	133	46
Hendrix	1913	1939	1	10	1	13	301
Idaho	1975	2015	7	4	0	354	345
Illinois	1999	2011	0	3	0	25	133
Illinois State	1973	1989	4	0	0	125	42
Illinois Wesleyan	1945	1946	1	1	0	26	27
Indiana	2010	2010	0	1	0	34	36
Indiana State	1973	1976	1	1	0	30	34
Iowa	2009	2009	0	1	0	21	24
Jackson State	1987	1987	1	0	0	35	32
Jacksonville State	1995	2001	1	1	0	65	37
James Madison	2022	2022	0	1	0	20	42
Kansas	1981	1981	0	1	0	16	17
Kansas State	1948	2020	1	2	0	48	99

RESULTS



ALL OPPONENTS RESULTS

RESULTS

Opponent	First Game	Last Game	Overall			Scoring	
			W	L	T	A-State	Opponent
Lamar	1964	1989	15	10	1	586	352
Lambuth	1926	1928	3	0	0	55	6
Lewis (Ill.)	1952	1955	4	0	0	142	13
Little Rock	1921	1934	1	2	1	6	51
Louisiana	1953	2023	21*	29	1	1158	1129
Louisiana College	1919	1929	1	0	0	6	0
LSU	1991	2004	0	3	0	23	165
Louisiana Tech	1956	2015	12	26	0	639	945
Louisville	2009	2010	0	2	0	37	55
Lyon College	1913	1934	7	7	2	163	236
Marshall	2023	2023	0	1	0	21	35
Mayfield (Ky.)	1924	1927	2	0	0	25	7
McNeese State	1972	1989	8	8	1	296	284
Memphis	1914	2023	23*	32	5	874	1220
Memphis All-Stars	1913	1913	1	0	0	67	0
Memphis Navy	1949	1952	2	1	0	87	20
Memphis Univ. School	1913	1913	1	0	0	21	0
Miami (Fla.)	1997	2014	0	2	0	30	83
Middle Tennessee	1948	2017	5	10	0	311	406
Millsaps	1929	1929	0	1	0	0	46
Minnesota	1995	1998	0	2	0	21	72
Mississippi College	1948	1987	4	1	0	115	31
Mississippi Delta JC	1940	1941	0	1	1	7	75
Mississippi State	1950	1994	0	16	1	129	646
Mississippi Valley	1995	2009	2	0	0	116	3
Missouri	2004	2015	0	4	0	76	164
Missouri S&T	1939	1941	0	3	0	18	129
Missouri State	1991	2015	3	1	0	153	95
Missouri Valley	1949	1950	2	0	0	28	26
Montana State	1960	2014	1	3	0	63	77
Mountain Home Coll.	1928	1928	1	0	0	59	0
Murray State	1955	1966	9	3	0	297	189
Navy	2010	2010	0	1	0	19	35
Nebraska	2009	2017	0	3	0	58	123
Nebraska-Kearney			1	0	0	32	0



ALL OPPONENTS RESULTS

Opponent	First Game	Last Game	Overall			Scoring	
			W	L	T	A-State	Opponent
Nevada	1985	2018	2	4	0	117	173
New Mexico State	1993	2017	6	6	0	383	330
Nicholls	2001	2001	0	1	0	22	28
North Alabama	1950	1966	12	4	1	325	190
North Carolina State	2000	2000	0	1	0	31	38
North Dakota	1970	1970	1	0	0	23	18
North Dakota State	1968	1968	0	1	0	14	23
North Texas	1983	2012	13*	8	0	525	513
Northern Illinois	1990	2023	1	8	0	141	260
Northern Iowa	1987	1987	0	1	0	28	49
Northwestern State	1948	1992	5	5	0	170	202
Northwest Miss. JC	1932	1940	2	0	1	79	6
Ohio Northern	1952	1952	1	0	0	47	0
Ohio State	2022	2022	0	1	0	12	45
Oklahoma	1992	2023	0	3	0	7	179
Oklahoma State	2005	2006	0	2	0	17	55
Old Dominion	2022	2022	0	1	0	26	29
Ole Miss	1914	2004	1	20	2	236	683
Oregon	2012	2012	0	1	0	34	57
Ouachita Baptist	1915	1950	3	7	0	68	178
Pacific	1993	1994	0	2	0	22	50
Paragould Buisness Coll.	1915	1915	1	0	0	26	0
Paragould (Ark.) HS	1911	1912	3	1	0	39	11
Pensacola Navy	1947	1947	1	0	0	7	6
Pittsburg State	1951	1989	2	1	0	74	41
Richmond	1979	2000	1	2	0	71	57
Sam Houston	1986	1999	2	0	0	93	27
San Diego State	1976	1976	0	1	0	14	24
San Jose State	1995	2002	1	1	0	35	40
St. Louis	1923	1935	0	2	0	7	85
St. Mary (Kan.)	1962	1963	2	0	0	102	21
South Alabama	2012	2023	6	6	0	312	286
South Dakota	1961	1962	2	0	0	39	9
South Dakota State	1952	1963	1	1	0	23	24
Southeast Missouri	1916	2018	5	8	1	145	206
Southeastern La.	1954	1970	3	1	0	50	73

RESULTS



ALL OPPONENTS RESULTS

RESULTS

Opponent	First Game	Last Game	Overall			Scoring	
			W	L	T	A-State	Opponent
Southeastern Okla.	1957	1957	1	0	0	32	7
Southern Arkansas	1924	1958	7	10	0	241	212
Southern Illinois	1915	2019	29	9	1	895	497
SMU	2006	2019	1	3	0	105	164
Southern Miss	1960	2023	3	10	0	164	288
Southern Utah	1997	2002	1	1	0	62	50
Southwestern (Tenn.)	1914	1937	0	5	0	12	182
Stephen F. Austin	1964	1965	2	0	0	20	6
Stetson	1951	1951	0	1	0	20	35
Stony Brook	2023	2023	1	0	0	31	7
Tampa	1958	1959	0	2	0	27	34
Tennessee	2007	2014	0	2	0	46	82
UT Chattanooga	1972	1984	5	2	0	144	60
UT Martin	1930	2005	9*	3	1	301	145
Tennessee Tech	1933	1969	8	10	0	237	340
Texarkana JC	1929	1929	0	1	0	6	16
Texas	2007	2007	0	1	0	13	21
Texas A&M	1983	2008	1	3	0	50	100
UT Arlington	1964	1985	13	8	1	461	385
TCU	1999	2000	0	2	0	24	76
Texas Southern	2008	2008	1	0	0	83	10
Texas State	2013	2023	7	4	0	304	248
Texas Tech	1995	1995	0	1	0	25	63
Toledo	1990	2016	0	5	0	89	223
Trinity (Tex.)	1964	1972	6	3	0	194	150
Troy	1951	2023	9*	9	0	454	506
Tulsa	1978	2021	3	3	0	142	162
UAB	1996	1997	0	2	0	24	55
UCF	1991	2016	1	1	0	51	44
ULM	1959	2023	31*	14	0	1250	958
UMass	2022	2023	2	0	0	87	61
UNLV	1995	2019	2	1	0	93	65
Utah State	1995	2016	3	4	0	123	185
Union (Tenn.)	1916	1950	5	5	0	121	150
Virginia Tech	1994	2011	0	4	0	21	173



ALL OPPONENTS RESULTS

Opponent	First Game	Last Game				Scoring	
						A-State	Opponent
Washington	2021	2021	0	1	0	3	52
Washington (Mo.)	1947	1947	0	1	0	14	40
Western Illinois	1959	1959	0	1	0	19	22
Western Kentucky	1947	2013	3	4	1	175	198
Western Michigan	1967	1968	1	1	0	21	28
Wichita State	1970	1973	2	2	0	81	48
UW Whitewater	1961	1961	0	1	0	7	8
Wyoming	1979	1990	0	2	0	41	51
Xavier	1946	1973	1	1	0	37	26

* 1 victory vs. Army, UT Martin, Louisiana, ULM, Florida Atlantic, Memphis, North Texas and Troy, and 2 victories vs. FIU later vacated due to NCAA sanctions.

MOST PLAYED RIVALRIES

Opponent	First Game	Last Game				Total Games
Memphis	1914	2023	23*	32	5	61
Louisiana	1953	2022	21*	29	1	52
ULM	1959	2022	31*	14	0	46
Southern Illinois	1915	2019	29	9	1	39
Louisiana Tech	1956	2015	12	26	0	38
Central Arkansas	1916	2021	12	13	2	27
Lamar	1964	1989	15	10	1	26
Ole Miss	1914	2004	1	20	2	23
UT Arlington	1964	1985	13	8	1	22
North Texas	1983	2012	13*	8	0	22

* 1 victory vs. Louisiana, ULM, Memphis and North Texas later vacated due to NCAA sanctions.



ALL-TIME SERIES RESULTS

RESULTS

ABILENE CHRISTIAN 9-2-1

H: 5-1 | A: 3-1-1 | N: 0-0

9/26/1953	Jonesboro, Ark.	W, 19-7
11/20/1954	Jonesboro, Ark.	L, 0-53
10/24/1964	Abilene, Texas	W, 21-7
10/23/1965	Jonesboro, Ark.	W, 35-13
10/22/1966	Abilene, Texas	W, 33-22
10/21/1967	Jonesboro, Ark.	W, 24-14
10/26/1968	Abilene, Texas	T, 17-17
10/25/1969	Jonesboro, Ark.	W, 34-22
10/24/1970	Abilene, Texas	W, 28-23
10/23/1971	Little Rock, Ark.	W, 35-9
10/21/1972	Abilene, Texas	L, 0-3
9/8/1973	Jonesboro, Ark.	W, 56-46

AKRON 1-1

H: 0-0 | A: 1-1 | N: 0-0

10/8/1988	Akron, Ohio	W, 13-12
10/19/1991	Akron, Ohio	L, 23-28

ALABAMA 0-3

H: 0-0 | A: 0-3 | N: 0-0

10/2/1982	Tuscaloosa, Ala.	L, 7-34
11/1/2008	Tuscaloosa, Ala.	L, 0-35
9/8/2018	Tuscaloosa, Ala.	L, 7-57

ALCORN STATE 1-0

H: 1-0 | A: 0-0 | N: 0-0

9/22/2012	Jonesboro, Ark.	W, 56-0
-----------	-----------------	---------

APPALACHIAN STATE 1-4

H: 0-3 | A: 1-1 | N: 0-0

11/15/2014	Jonesboro, Ark.	L, 32-37
11/5/2015	Boone, N.C.	W, 40-27
10/9/2018	Jonesboro, Ark.	L, 9-35
10/22/2020	Boone, N.C.	L, 17-45
11/6/2021	Jonesboro, Ark.	L, 14-48

ARKANSAS-MONTICELLO 9-7-2

H: 6-6-2 | A: 3-1 | N: 0-0

10/14/1922	Jonesboro, Ark.	L, 0-42
11/16/1923	Jonesboro, Ark.	L, 0-27
11/11/1924	Monticello, Ark.	W, 19-12
11/13/1925	Jonesboro, Ark.	W, 1-0
11/19/1926	Monticello, Ark.	W, 26-6
11/30/1927	Jonesboro, Ark.	W, 19-0
11/11/1930	Jonesboro, Ark.	T, 0-0
11/11/1931	Jonesboro, Ark.	L, 6-22
11/11/1932	Jonesboro, Ark.	L, 0-13
11/10/1933	Jonesboro, Ark.	L, 0-14
11/9/1934	Jonesboro, Ark.	W, 19-0
11/1/1935	Monticello, Ark.	L, 0-28
10/30/1936	Jonesboro, Ark.	W, 7-6
11/26/1937	Jonesboro, Ark.	L, 0-19
11/5/1938	Monticello, Ark.	W, 27-6
11/11/1938	Jonesboro, Ark.	W, 18-6
10/12/1946	Jonesboro, Ark.	T, 13-13
10/11/1947	Jonesboro, Ark.	W, 28-0

ARKANSAS-PINE BLUFF 2-0

H: 2-0 | A: 0-0 | N: 0-0

8/31/2013	Jonesboro, Ark.	W, 62-11
9/16/2017	Jonesboro, Ark.	W, 48-3

ARKANSAS TECH 3-4

H: 1-2 | A: 2-2 | N: 0-0

10/28/1919	Jonesboro, Ark.	L, 0-19
11/4/1922	Russellville, Ark.	L, 0-69
9/29/1951	Russellville, Ark.	W, 46-6
11/24/1955	Russellville, Ark.	W, 33-6
11/23/1956	Russellville, Ark.	L, 7-25
11/22/1957	Jonesboro, Ark.	L, 13-21
11/22/1958	Russellville, Ark.	W, 50-7

ARMY 0-1*

H: 0-0 | A: 0-1 | N: 0-0

11/19/2005	West Point, N.Y.	L, 10-38
9/2/2006	Jonesboro, Ark.	W, 14-6*

* win (s) later vacated due to NCAA sanctions

AUBURN 0-4

H: 0-0 | A: 0-4 | N: 0-0

11/4/2006	Auburn, Ala.	L, 0-27
9/4/2010	Auburn, Ala.	L, 26-52
9/7/2013	Auburn, Ala.	L, 9-38
9/10/2016	Auburn, Ala.	L, 14-51

AUSTIN COLLEGE 1-1

H: 0-1 | A: 1-0 | N: 0-0

11/6/1954	Jonesboro, Ark.	L, 20-61
11/5/1955	Sherman, Texas	W, 40-19

AUSTIN PEAY 5-2

H: 5-0 | A: 0-2 | N: 0-0

10/26/1940	Jonesboro, Ark.	W, 13-0
10/24/1941	Clarksville, Tenn.	L, 0-34
11/19/1955	Clarksville, Tenn.	L, 6-19
11/17/1956	Jonesboro, Ark.	W, 27-13
10/25/1958	Jonesboro, Ark.	W, 16-0
11/22/1980	Jonesboro, Ark.	W, 14-9
9/7/1996	Jonesboro, Ark.	W, 24-0

BALL STATE 1-0

H: 0-0 | A: 0-0 | N: 1-0

1/5/2014	Mobile, Ala.	W, 23-20
----------	--------------	----------

BAYLOR 0-1

H: 0-0 | A: 0-1 | N: 0-0

9/8/2001	Waco, Texas	L, 3-24
----------	-------------	---------

BETHEL (KY.) COLLEGE 1-0

H: 1-0 | A: 0-0 | N: 0-0

9/25/1931	Jonesboro, Ark.	W, 34-0
-----------	-----------------	---------



ALL-TIME SERIES RESULTS

BETHEL (TENN.) COLLEGE 2-0

H: 2-0 A: 0-0 N: 0-0		
10/15/1921	Jonesboro, Ark.	W, 7-0
9/25/1931	Jonesboro, Ark.	W, 34-0

BOISE STATE 0-2

H: 0-1 A: 0-1 N: 0-0		
11/6/1999	Boise, Idaho	L, 10-63
11/4/2000	Jonesboro, Ark.	L, 14-42

BOWLING GREEN 0-1

H: 0-0 A: 0-1 N: 0-0		
11/9/1974	Bowling Green, Ky.	L, 0-17

BRADLEY 0-1

H: 0-1 A: 0-0 N: 0-0		
10/5/1946	Jonesboro, Ark.	L, 2-26

BYU 0-1

H: 0-0 A: 0-1 N: 0-0		
8/31/1996	Provo, Utah	L, 9-58

CAMP BRECKINRIDGE (KY.) 1-0

H: 0-0 A: 0-0 N: 1-0		
12/2/1951	Evansville, Ind.	W, 46-12

CAMP PIKE (ARK.) 0-1

H: 0-1 A: 0-0 N: 0-0		
4/2/1905	Jonesboro, Ark.	L, 7-16

CARUTHERSVILLE (MO.) JC 0-0-1

H: 0-0-1 A: 0-0 N: 0-0		
9/26/1930	Jonesboro, Ark.	T, 0-0

CENTRAL ARKANSAS 12-13-2

H: 9-6-1 A: 3-7-1 N: 0-0		
10/28/1916	Conway, Ark.	L, 0-19
11/2/1917	Jonesboro, Ark.	W, 101-0
10/24/1919	Jonesboro, Ark.	L, 0-8
11/18/1921	Conway, Ark.	L, 7-13
10/20/1922	Jonesboro, Ark.	L, 0-82
10/19/1923	Conway, Ark.	L, 0-40
10/10/1924	Jonesboro, Ark.	L, 0-14
11/11/1925	Conway, Ark.	W, 12-6
11/10/1926	Conway, Ark.	T, 0-0
10/17/1930	Conway, Ark.	L, 0-6
10/16/1931	Jonesboro, Ark.	L, 6-18
10/7/1932	Jonesboro, Ark.	W, 26-0
10/6/1933	Conway, Ark.	W, 13-6
10/27/1934	Conway, Ark.	L, 0-25
11/9/1935	Conway, Ark.	L, 0-27
10/20/1936	Conway, Ark.	L, 7-14
11/19/1937	Monticello, Ark.	L, 0-95
10/11/1945	Conway, Ark.	W, 18-0
11/16/1945	Jonesboro, Ark.	W, 21-0
11/28/1946	Jonesboro, Ark.	W, 30-12
10/25/1947	Jonesboro, Ark.	T, 0-0
10/5/1996	Jonesboro, Ark.	W, 17-7

9/13/1997	Jonesboro, Ark.	W, 36-35
9/24/2011	Jonesboro, Ark.	W, 53-24
9/24/2016	Jonesboro, Ark.	L, 23-28
10/10/2020	Jonesboro, Ark.	W, 50-27
9/4/2021	Jonesboro, Ark.	W, 40-21

CENTRAL MICHIGAN 1-0

H: 0-0 A: 1-0 N: 0-0		
9/26/1981	Mount Pleasant, Mich.	W, 26-23

CENTRAL MISSOURI 2-0

H: 2-0 A: 0-0 N: 0-0		
11/21/1959	Jonesboro, Ark.	W, 54-6
12/12/1970	Jonesboro, Ark.	W, 38-21

CENTRE (KY.) 2-0

H: 2-0 A: 0-0 N: 0-0		
11/23/1946	Jonesboro, Ark.	W, 14-0
11/22/1947	Jonesboro, Ark.	W, 45-0

CHATTANOOGA 5-2

H: 4-1 A: 1-1 N: 0-0		
10/7/1972	Chattanooga, Tenn.	L, 3-21
11/1/1975	Jonesboro, Ark.	W, 48-0
10/17/1981	Jonesboro, Ark.	L, 2-3
9/18/1982	Jonesboro, Ark.	W, 13-12
9/10/1983	Jonesboro, Ark.	W, 27-14
9/8/1984	Chattanooga, Tenn.	W, 16-0
11/24/1984	Jonesboro, Ark.	W, 37-10

CHRISTIAN BROTHERS 1-1-1

H: 1-1-1 A: 0-0 N: 0-0		
9/1/1912	Jonesboro, Ark.	L, 6-20
9/15/1913	Jonesboro, Ark.	T, 0-0
10/25/1914	Jonesboro, Ark.	W, 48-0

CINCINNATI 1-1

H: 0-1 A: 1-0 N: 0-0		
10/18/1975	Cincinnati, Ohio	W, 14-9
11/21/1998	Jonesboro, Ark.	L, 7-51

COASTAL CAROLINA 3-3

H: 2-2 A: 1-1 N: 0-0		
10/14/2017	Jonesboro, Ark.	W, 51-17
11/10/2018	Conway, S.C.	W, 44-16
11/16/2019	Jonesboro, Ark.	W, 28-27
10/3/2020	Conway, S.C.	L, 23-52
10/7/2021	Jonesboro, Ark.	L, 20-52
10/21/2023	Jonesboro, Ark.	L, 17-27

COLORADO STATE 0-2

H: 0-0 A: 0-2 N: 0-0		
8/31/1991	Fort Collins, Colo.	L, 24-38
11/12/1994	Fort Collins, Colo.	L, 3-48

CITADEL 3-5

H: 1-1 A: 0-1 N: 2-3		
11/19/1960	Jonesboro, Ark.	L, 21-22

RESULTS



ALL-TIME SERIES RESULTS

RESULTS

11/18/1961	San Antonio, Texas	L, 6-28
10/20/1962	Jonesboro, Ark.	W, 14-7
10/19/1963	San Antonio, Texas	L, 9-10
10/16/1965	San Antonio, Texas	W, 14-0
10/7/1967	Little Rock, Ark.	L, 7-20
9/27/1969	Charleston, S.C.	L, 10-14
10/3/1970	Little Rock, Ark.	W, 24-7

CONCORDIA 1-0

H: 1-0 | A: 0-0 | N: 0-0

9/29/1956	Jonesboro, Ark.	W, 56-0
-----------	-----------------	---------

CORNING (ARK.) HS 1-0

H: 1-0 | A: 0-0 | N: 0-0

3/26/1905	Jonesboro, Ark.	W, 6-0
-----------	-----------------	--------

CORRY FIELD (FLA.) 1-0

H: 0-0 | A: 0-0 | N: 1-0

10/27/1951	Blytheville, Ark.	W, 53-0
------------	-------------------	---------

DELAWARE 1-0

H: 0-0 | A: 0-1 | N: 0-0

12/6/1986	Newark, Del.	W, 55-14
-----------	--------------	----------

DELTA STATE 4-4-1

H: 2-3 | A: 2-1-1 | N: 0-0

10/2/1936	Jonesboro, Ark.	L, 6-53
9/25/1937	Cleveland, Miss.	L, 0-28
10/2/1948	Cleveland, Miss.	T, 13-13
10/22/1949	Cleveland, Miss.	W, 7-6
10/8/1950	Jonesboro, Ark.	L, 6-19
10/6/1951	Cleveland, Miss.	W, 43-0
11/9/1963	Jonesboro, Ark.	L, 21-27
11/7/1964	Jonesboro, Ark.	W, 7-6
9/3/1988	Jonesboro, Ark.	W, 28-15

DRAKE 4-0-1

H: 1-0-1 | A: 2-0 | N: 1-0

9/21/1968	Des Moines, Iowa	W, 46-14
11/8/1969	Jonesboro, Ark.	T, 21-21
12/13/1969	Arlington, Texas	W, 29-21
9/10/1977	Des Moines, Iowa	W, 31-29
9/23/1978	Jonesboro, Ark.	W, 10-0

EAST CAROLINA 0-2

H: 0-0 | A: 0-2 | N: 0-0

11/14/1992	Greenville, N.C.	L, 18-35
11/2/1996	Greenville, N.C.	L, 16-34

EASTERN KENTUCKY 1-0

H: 1-0 | A: 0-0 | N: 0-0

12/13/1986	Jonesboro, Ark.	W, 24-10
------------	-----------------	----------

EASTERN MICHIGAN 2-1

H: 2-0 | A: 0-1 | N: 0-0

9/28/1968	Jonesboro, Ark.	W, 26-7
-----------	-----------------	---------

10/5/1974	Jonesboro, Ark.	W, 14-7
10/9/1976	Ypsilanti, Mich.	L, 30-32

EASTERN NEW MEXICO 2-0

H: 1-0 | A: 1-0 | N: 0-0

9/20/1969	Jonesboro, Ark.	W, 53-20
9/16/1972	Portales, N.M.	W, 39-7

ELLINGTON (ILL.) AFB 1-0

H: 1-0 | A: 0-0 | N: 0-0

9/27/1952	Jonesboro, Ark.	W, 48-0
-----------	-----------------	---------

EMPORIA STATE 2-0

H: 1-0 | A: 1-0 | N: 0-0

11/15/1952	Jonesboro, Ark.	W, 41-7
10/3/1953	Emporia, Kan.	W, 38-19

EVANSVILLE 0-0-1

H: 0-0-1 | A: 0-0 | N: 0-0

11/16/1946	Jonesboro, Ark.	T, 6-6
------------	-----------------	--------

FLORIDA 0-2

H: 0-0 | A: 0-2 | N: 0-0

11/15/1958	Gainesville, Fla.	L, 7-51
9/4/1993	Gainesville, Fla.	L, 6-44

FLORIDA ATLANTIC 3-3*

H: 2-0 | A: 1-3 | N: 0-0

10/22/2005	Jonesboro, Ark.	W, 3-0 ^{OT} *
10/28/2006	Fort Lauderdale, Fla.	L, 0-29
11/10/2007	Boca Raton, Fla.	L, 31-34
11/22/2008	Jonesboro, Ark.	W, 28-14
11/14/2009	Boca Raton, Fla.	L, 18-35
10/23/2010	Jonesboro, Ark.	W, 37-16
11/5/2011	Boca Raton, Fla.	W, 39-21

* win (s) later vacated due to NCAA sanctions

FLORIDA INTERNATIONAL 5-2*

H: 3-0 | A: 1-2 | N: 1-0

9/24/2005	Jonesboro, Ark.	W, 66-24*
9/30/2006	Miami, Fla.	W, 31-6*
11/3/2007	Jonesboro, Ark.	W, 27-24
11/8/2008	Miami, Fla.	L, 21-22
10/24/2009	Jonesboro, Ark.	W, 27-10
11/27/2010	Miami, Fla.	L, 24-31
10/18/2011	Jonesboro, Ark.	W, 34-16
10/4/2012	Miami, Fla.	W, 34-20
12/21/2019	Montgomery, Ala.	W, 34-26

* win (s) later vacated due to NCAA sanctions

GEORGIA 0-3

H: 0-0 | A: 0-3 | N: 0-0

8/30/1997	Athens, Ga.	L, 7-38
9/1/2001	Athens, Ga.	L, 17-45
9/14/2019	Athens, Ga.	L, 0-55



ALL-TIME SERIES RESULTS

GEORGIA SOUTHERN 3-3

H: 2-0 A: 1-2 N: 0-1		
12/20/1986	Tacoma, Wash.	L, 21-48
10/5/2016	Jonesboro, Ark.	W, 27-26
10/4/2017	Statesboro, Ga.	W, 43-25
9/29/2018	Statesboro, Ga.	L, 21-28
11/23/2019	Jonesboro, Ark.	W, 38-33
10/2/2021	Statesboro, Ga.	L, 33-59

GEORGIA STATE 6-2

H: 4-0 A: 2-2 N: 0-0		
11/23/2013	Jonesboro, Ark.	W, 35-33
10/11/2014	Atlanta, Ga.	W, 52-10
10/31/2015	Jonesboro, Ark.	W, 48-34
11/3/2016	Atlanta, Ga.	W, 31-16
10/18/2018	Jonesboro, Ark.	W, 51-35
10/5/2019	Atlanta, Ga.	L, 38-52
10/15/2020	Jonesboro, Ark.	W, 59-52
11/20/2021	Atlanta, Ga.	L, 20-28

GRAMBLING 2-0

H: 2-0 A: 0-0 N: 0-0		
11/30/1985	Jonesboro, Ark.	W, 10-7
9/3/2022	Jonesboro, Ark.	W, 58-3

HAWAII 1-0

H: 0-0 A: 1-0 N: 0-0		
9/26/1998	Manoa, Hawai'i	W, 20-0

HENDERSON STATE 5-1-2

H: 3-1-2 A: 2-0 N: 0-0		
10/25/1914	Jonesboro, Ark.	W, 7-0
10/22/1915	Jonesboro, Ark.	T, 0-0
10/25/1945	Jonesboro, Ark.	L, 0-13
11/9/1946	Jonesboro, Ark.	T, 0-0
11/6/1948	Jonesboro, Ark.	W, 34-14
11/5/1949	Arkadelphia, Ark.	W, 28-6
11/18/1950	Jonesboro, Ark.	W, 27-13
11/17/1951	Arkadelphia, Ark.	W, 37-0

HENDRIX 1-10-1

H: 1-8 A: 0-2-1 N: 0-0		
10/1/1913	Jonesboro, Ark.	L, 0-30
10/24/1914	Jonesboro, Ark.	L, 0-48
10/23/1925	Jonesboro, Ark.	L, 0-46
10/3/1930	Conway, Ark.	L, 0-19
9/30/1932	Jonesboro, Ark.	L, 0-26
9/22/1933	Conway, Ark.	T, 0-0
10/19/1934	Jonesboro, Ark.	W, 6-0
10/18/1935	Jonesboro, Ark.	L, 0-27
10/16/1936	Conway, Ark.	L, 7-28
10/9/1937	Jonesboro, Ark.	L, 0-51
10/22/1938	Jonesboro, Ark.	L, 0-6
10/19/1939	Jonesboro, Ark.	L, 0-20

IDAHO 7-4

H: 5-2 A: 2-2 N: 0-0		
9/13/1975	Jonesboro, Ark.	W, 23-6

10/10/1998	Jonesboro, Ark.	L, 14-52
10/16/1999	Jonesboro, Ark.	L, 24-30 ^{OT}
10/14/2000	Moscow, Idaho	L, 25-42
10/27/2001	Jonesboro, Ark.	W, 34-31
11/16/2002	Moscow, Idaho	W, 38-29
11/8/2003	Jonesboro, Ark.	W, 24-23
11/6/2004	Moscow, Idaho	L, 31-45
10/12/2013	Jonesboro, Ark.	W, 48-24
11/1/2014	Moscow, Idaho	W, 44-28
10/3/2015	Jonesboro, Ark.	W, 49-35

ILLINOIS 0-3

H: 0-0 A: 0-3 N: 0-0		
9/4/1999	Champaign, Ill.	L, 3-41
9/14/2002	Champaign, Ill.	L, 7-59
9/3/2011	Champaign, Ill.	L, 15-33

ILLINOIS STATE 4-0

H: 2-0 A: 2-0 N: 0-0		
11/3/1973	Jonesboro, Ark.	W, 38-20
10/12/1974	Normal, Ill.	W, 38-0
11/5/1988	Jonesboro, Ark.	W, 28-10
11/11/1989	Normal, Ill.	W, 21-12

ILLINOIS WESLEYAN 1-1

H: 1-1 A: 0-0 N: 0-0		
11/23/1945	Jonesboro, Ark.	L, 6-27
11/2/1946	Jonesboro, Ark.	W, 20-0

INDIANA 0-1

H: 0-0 A: 0-1 N: 0-0		
10/16/2010	Bloomington, Ind.	L, 34-36

INDIANA STATE 1-1

H: 1-0 A: 0-1 N: 0-0		
9/29/1973	Jonesboro, Ark.	W, 9-3
9/18/1976	Terre Haute, Ind.	L, 21-31

IOWA 0-1

H: 0-0 A: 0-1 N: 0-0		
10/3/2009	Iowa City, Iowa	L, 21-24

JACKSON STATE 1-0

H: 0-0 A: 1-0 N: 0-0		
11/28/1987	Jackson, Miss.	W, 35-32

JACKSONVILLE STATE 1-1

H: 1-1 A: 0-0 N: 0-0		
10/28/1995	Jonesboro, Ark.	W, 37-6
9/22/2001	Jonesboro, Ark.	L, 28-31

JAMES MADISON 0-1

H: 0-1 A: 0-0 N: 0-0		
10/8/2022	Jonesboro, Ark.	L, 20-42

KANSAS 0-1

H: 0-0 A: 0-1 N: 0-0		
10/3/1981	Lawrence, Kan.	L, 16-17

RESULTS



ALL-TIME SERIES RESULTS

RESULTS

KANSAS STATE 1-2

H: 0-0 | A: 1-2 | N: 0-0

10/9/1948	Manhattan, Kan.	L, 6-37
9/27/1980	Manhattan, Kan.	L, 7-31
9/12/2020	Manhattan, Kan.	W, 35-31

LAMAR 15-10-1

H: 7-5-1 | A: 8-5 | N: 0-0

11/14/1964	Jonesboro, Ark.	T, 7-7
10/9/1965	Beaumont, Texas	L, 7-20
10/29/1966	Jonesboro, Ark.	L, 0-17
10/28/1967	Beaumont, Texas	L, 23-28
11/2/1968	Jonesboro, Ark.	W, 48-17
11/1/1969	Beaumont, Texas	W, 20-0
10/31/1970	Jonesboro, Ark.	W, 69-7
11/27/1971	Beaumont, Texas	L, 13-24
10/28/1972	Jonesboro, Ark.	L, 24-26
10/27/1973	Beaumont, Texas	L, 7-10
10/19/1974	Jonesboro, Ark.	L, 6-10
10/25/1975	Beaumont, Texas	W, 17-0
10/30/1976	Jonesboro, Ark.	W, 31-0
10/8/1977	Beaumont, Texas	W, 10-6
11/18/1978	Jonesboro, Ark.	W, 6-3
10/27/1979	Jonesboro, Ark.	L, 10-20
11/8/1980	Beaumont, Texas	L, 22-23
11/7/1981	Jonesboro, Ark.	W, 16-9
11/6/1982	Beaumont, Texas	W, 20-19
11/12/1983	Beaumont, Texas	W, 24-14
11/10/1984	Jonesboro, Ark.	W, 37-13
11/16/1985	Beaumont, Texas	W, 21-0
11/15/1986	Jonesboro, Ark.	W, 56-7
11/14/1987	Beaumont, Texas	W, 34-20
10/22/1988	Jonesboro, Ark.	L, 17-21
10/7/1989	Beaumont, Texas	W, 41-31

LAMBUTH 3-0

H: 3-0 | A: 0-0 | N: 0-0

10/29/1926	Jonesboro, Ark.	W, 13-0
10/20/1928	Jonesboro, Ark.	W, 20-6
10/12/1929	Jonesboro, Ark.	W, 22-0

LEWIS 4-0

H: 3-0 | A: 1-0 | N: 0-0

10/25/1952	Jonesboro, Ark.	W, 42-0
10/24/1953	Romeoville, Ill.	W, 34-0
9/25/1954	Jonesboro, Ark.	W, 25-7
9/24/1955	Jonesboro, Ark.	W, 41-6

LITTLE ROCK 1-2-1

H: 1-2-1 | A: 0-0 | N: 0-0

10/8/1921	Jonesboro, Ark.	L, 0-13
11/18/1922	Jonesboro, Ark.	L, 0-38
11/29/1928	Jonesboro, Ark.	W, 6-0
11/2/1934	Jonesboro, Ark.	T, 0-0

LOUISIANA 21-29-1*

H: 12-11-1 | A: 8-18 | N: 1-0

10/17/1953	Jonesboro, Ark.	W, 13-12
------------	-----------------	----------

10/16/1954	Lafayette, La.	L, 2-36
11/5/1966	Lafayette, La.	W, 17-14
11/4/1967	Jonesboro, Ark.	L, 6-7
11/9/1968	Lafayette, La.	L, 9-20
10/18/1969	Little Rock, Ark.	W, 26-0
11/6/1971	Jonesboro, Ark.	T, 10-10
9/30/1972	Lafayette, La.	W, 21-18
9/15/1973	Jonesboro, Ark.	W, 27-13
11/30/1974	Lafayette, La.	W, 28-6
10/4/1975	Jonesboro, Ark.	W, 39-17
11/6/1976	Lafayette, La.	L, 14-23
11/5/1977	Jonesboro, Ark.	W, 17-15
11/4/1978	Lafayette, La.	W, 16-6
9/29/1979	Jonesboro, Ark.	L, 9-13
10/11/1980	Lafayette, La.	L, 0-3
10/10/1981	Jonesboro, Ark.	W, 14-3
10/9/1982	Lafayette, La.	W, 20-13
11/19/1988	Lafayette, La.	W, 38-21
11/18/1989	Lafayette, La.	L, 28-29
11/10/1990	Jonesboro, Ark.	L, 16-17
11/16/1991	Jonesboro, Ark.	L, 13-17
11/21/1992	Lafayette, La.	W, 20-7
10/16/1993	Jonesboro, Ark.	L, 3-19
10/8/1994	Lafayette, La.	L, 0-26
10/7/1995	Jonesboro, Ark.	L, 9-33
10/12/1996	Lafayette, La.	L, 31-42
10/4/1997	Jonesboro, Ark.	L, 38-41
10/17/1998	Lafayette, La.	L, 19-21
10/30/1999	Jonesboro, Ark.	W, 31-27
10/13/2001	Jonesboro, Ark.	W, 26-20
11/9/2002	Lafayette, La.	L, 10-13
10/23/2004	Lafayette, La.	L, 24-27
10/13/2005	Jonesboro, Ark.	W, 39-36*
11/25/2006	Lafayette, La.	L, 13-28
10/13/2007	Jonesboro, Ark.	W, 52-21
10/18/2008	Lafayette, La.	L, 23-28
11/7/2009	Jonesboro, Ark.	L, 18-21
9/11/2010	Lafayette, La.	L, 24-31
11/12/2011	Jonesboro, Ark.	W, 30-21
10/23/2012	Lafayette, La.	W, 50-27
10/22/2013	Jonesboro, Ark.	L, 7-23
10/21/2014	Lafayette, La.	L, 40-55
10/20/2015	Jonesboro, Ark.	W, 37-27
11/26/2016	Lafayette, La.	L, 19-24
10/19/2017	Jonesboro, Ark.	W, 47-3
10/27/2018	Lafayette, La.	L, 43-47
10/17/2019	Jonesboro, Ark.	L, 20-37
11/7/2020	Lafayette, La.	L, 20-27
10/21/2021	Jonesboro, Ark.	L, 27-28
10/22/2022	Lafayette, La.	L, 18-38
11/4/2023	Jonesboro, Ark.	W, 37-17

* win (s) later vacated due to NCAA sanctions

LSU 0-3

H: 0-0 | A: 0-3 | N: 0-0

10/12/1991	Baton Rouge, La.	L, 14-70
9/12/1998	Baton Rouge, La.	L, 6-42
9/11/2004	Baton Rouge, La.	L, 3-53



ALL-TIME SERIES RESULTS

LOUISIANA TECH 12-26

H: 8-11 | A: 4-13 | N: 0-2

10/13/1956	Jonesboro, Ark.	W, 21-13
10/26/1957	Ruston, La.	L, 19-25
9/27/1958	Jonesboro, Ark.	L, 7-14
9/26/1959	Ruston, La.	L, 0-35
9/24/1960	Jonesboro, Ark.	W, 7-3
9/23/1961	Ruston, La.	L, 8-47
10/8/1966	Jonesboro, Ark.	W, 26-13
10/14/1967	Ruston, La.	L, 3-6
10/17/1970	Jonesboro, Ark.	W, 38-17
10/16/1971	Jonesboro, Ark.	L, 27-28
10/14/1972	Little Rock, Ark.	L, 17-38
10/13/1973	Ruston, La.	L, 7-23
9/28/1974	Jonesboro, Ark.	L, 7-20
11/29/1975	Ruston, La.	W, 30-13
9/25/1976	Jonesboro, Ark.	L, 13-27
10/15/1977	Jonesboro, Ark.	L, 7-20
11/11/1978	Ruston, La.	L, 10-24
10/13/1979	Ruston, La.	W, 14-7
11/1/1980	Jonesboro, Ark.	L, 0-28
11/14/1981	Ruston, La.	L, 0-32
10/30/1982	Jonesboro, Ark.	L, 14-24
10/15/1983	Jonesboro, Ark.	W, 21-7
10/13/1984	Ruston, La.	L, 10-20
10/19/1985	Jonesboro, Ark.	W, 31-13
10/18/1986	Ruston, La.	W, 20-17
10/17/1987	Jonesboro, Ark.	W, 37-3
10/29/1988	Ruston, La.	W, 31-22
10/21/1989	Jonesboro, Ark.	L, 37-40
9/22/1990	Ruston, La.	L, 7-40
9/28/1991	Jonesboro, Ark.	L, 10-42
10/31/1992	Ruston, La.	L, 0-23
10/2/1993	Ruston, La.	L, 3-17
11/19/1994	Jonesboro, Ark.	L, 14-20
9/23/1995	Ruston, La.	L, 25-28
11/9/1996	Jonesboro, Ark.	W, 55-38
10/18/1997	Ruston, La.	L, 14-42
11/7/1998	Jonesboro, Ark.	L, 21-69
12/19/2015	New Orleans, La.	L, 28-47

LOUISVILLE 0-2

H: 0-1 | A: 0-1 | N: 0-0

10/31/2009	Louisville, Ky.	L, 13-21
10/2/2010	Jonesboro, Ark.	L, 24-34

LYON COLLEGE (ARK.) 7-7-2

H: 7-6-2 | A: 0-1 | N: 0-0

9/1/1913	Jonesboro, Ark.	W, 69-0
10/25/1914	Jonesboro, Ark.	W, 6-0
10/13/1916	Jonesboro, Ark.	W, 6-0
11/29/1917	Jonesboro, Ark.	W, 20-0
10/18/1920	Jonesboro, Ark.	L, 12-19
9/30/1921	Jonesboro, Ark.	W, 14-7
9/30/1922	Jonesboro, Ark.	L, 0-51
11/9/1923	Jonesboro, Ark.	L, 0-46
11/18/1924	Jonesboro, Ark.	L, 0-7
11/5/1925	Jonesboro, Ark.	T, 0-0

11/25/1926	Jonesboro, Ark.	W, 14-7
11/9/1928	Jonesboro, Ark.	T, 6-6
11/8/1929	Jonesboro, Ark.	L, 13-54
11/27/1930	Jonesboro, Ark.	L, 0-27
12/1/1933	Jonesboro, Ark.	W, 3-0
11/30/1934	Batesville, Ark.	L, 0-12

MARSHALL 0-1

H: 0-0 | A: 0-1 | N: 0-0

11/25/2023	Huntington, WV.	L, 21-35
------------	-----------------	----------

MAYFIELD COLLEGE 2-0

H: 2-0 | A: 0-0 | N: 0-0

9/17/1924	Jonesboro	W, 12-0
11/24/1927	Jonesboro	W, 13-7

MCNEESE 8-8-1

H: 4-4-1 | A: 4-4 | N: 0-0

9/9/1972	Jonesboro, Ark.	L, 17-27
11/17/1973	Lake Charles, La.	W, 26-23
11/23/1974	Jonesboro, Ark.	W, 22-20
9/20/1975	Lake Charles, La.	W, 24-7
10/23/1976	Jonesboro, Ark.	L, 21-24
10/22/1977	Lake Charles, La.	L, 14-17
10/21/1978	Jonesboro, Ark.	W, 6-3
10/20/1979	Lake Charles, La.	L, 7-10
10/25/1980	Jonesboro, Ark.	L, 28-36
10/24/1981	Lake Charles, La.	L, 7-21
10/23/1982	Jonesboro, Ark.	L, 10-21
10/22/1983	Lake Charles, La.	W, 24-14
10/20/1984	Jonesboro, Ark.	T, 16-16
9/28/1985	Lake Charles, La.	L, 13-15
10/25/1986	Jonesboro, Ark.	W, 23-14
10/3/1987	Lake Charles, La.	W, 17-0
10/14/1989	Jonesboro, Ark.	W, 21-16

MEMPHIS 23-32-5*

H: 11-8-1 | A: 12-24-4 | N: 0-0

10/27/1914	Jonesboro, Ark.	W, 18-6
10/8/1915	Memphis, Tenn.	W, 41-0
11/30/1916	Memphis, Tenn.	W, 27-0
10/19/1917	Memphis, Tenn.	W, 19-0
10/17/1919	Memphis, Tenn.	W, 6-0
10/11/1920	Jonesboro, Ark.	W, 13-0
11/11/1921	Jonesboro, Ark.	W, 19-0
11/24/1922	Memphis, Tenn.	L, 0-68
10/27/1923	Jonesboro, Ark.	L, 0-6
10/9/1925	Jonesboro, Ark.	W, 19-0
10/9/1926	Memphis, Tenn.	W, 7-0
11/5/1927	Jonesboro, Ark.	W, 9-6
11/3/1928	Memphis, Tenn.	L, 14-19
11/1/1929	Jonesboro, Ark.	L, 0-6
11/1/1930	Memphis, Tenn.	W, 13-6
10/30/1931	Jonesboro, Ark.	W, 14-6
11/2/1932	Jonesboro, Ark.	W, 12-6
11/24/1933	Jonesboro, Ark.	T, 0-0
10/13/1934	Memphis, Tenn.	L, 0-18

RESULTS



ALL-TIME SERIES RESULTS

RESULTS

10/4/1935	Jonesboro, Ark.	W, 18-0
10/1/1938	Jonesboro, Ark.	L, 2-38
9/29/1939	Memphis, Tenn.	W, 7-6
11/17/1947	Memphis, Tenn.	T, 19-19
11/19/1948	Memphis, Tenn.	L, 13-34
11/12/1949	Jonesboro, Ark.	L, 7-61
11/12/1950	Memphis, Tenn.	L, 7-60
11/7/1953	Memphis, Tenn.	W, 20-0
10/30/1954	Memphis, Tenn.	L, 7-26
10/29/1955	Memphis, Tenn.	W, 21-20
11/3/1956	Memphis, Tenn.	L, 0-34
11/9/1957	Memphis, Tenn.	L, 0-34
9/27/1975	Memphis, Tenn.	W, 29-10
10/4/1980	Memphis, Tenn.	L, 3-24
11/27/1982	Memphis, Tenn.	L, 0-12
11/19/1983	Memphis, Tenn.	T, 14-14
9/1/1984	Memphis, Tenn.	L, 2-17
9/13/1986	Memphis, Tenn.	W, 30-10
10/31/1987	Memphis, Tenn.	T, 21-21
9/10/1988	Memphis, Tenn.	L, 7-9
9/9/1989	Memphis, Tenn.	W, 17-13
9/1/1990	Memphis, Tenn.	T, 24-24
9/21/1991	Memphis, Tenn.	L, 21-31
10/17/1992	Memphis, Tenn.	L, 7-37
10/9/1993	Memphis, Tenn.	L, 3-45
10/15/1994	Memphis, Tenn.	L, 6-15
10/11/1997	Memphis, Tenn.	L, 9-38
10/31/1998	Memphis, Tenn.	L, 19-35
9/18/1999	Memphis, Tenn.	L, 26-31
9/16/2000	Jonesboro, Ark.	L, 17-19
9/27/2003	Memphis, Tenn.	L, 16-38
9/18/2004	Jonesboro, Ark.	L, 35-47
10/14/2006	Memphis, Tenn.	W, 26-23*
9/27/2007	Jonesboro, Ark.	W, 35-31
9/27/2008	Memphis, Tenn.	L, 17-29
9/10/2011	Jonesboro, Ark.	W, 47-3
9/8/2012	Jonesboro, Ark.	W, 33-28
9/21/2013	Memphis, Tenn.	L, 7-31
9/5/2020	Memphis, Tenn.	L, 24-37
9/11/2021	Jonesboro, Ark.	L, 50-55
9/17/2022	Memphis, Tenn.	L, 32-44
9/9/2023	Jonesboro, Ark.	L, 3-37

* win (s) later vacated due to NCAA sanctions

MEMPHIS ALL-STARS 1-0

H: 1-0 | A: 0-0 | N: 0-0

1913	Jonesboro, Ark.	W, 67-0
------	-----------------	---------

MEMPHIS NAVY 2-1

H: 1-1 | A: 1-0 | N: 0-0

10/1/1949	Jonesboro, Ark.	L, 14-20
9/15/1951	Jonesboro, Ark.	W, 34-0
9/13/1952	Memphis, Tenn.	W, 39-0

MEMPHIS UNIVERSITY SCHOOL 1-0

H: 1-0 | A: 0-0 | N: 0-0

1913	Jonesboro, Ark.	W, 21-0
------	-----------------	---------

MIAMI (FLA.) 0-2

H: 0-0 | A: 0-2 | N: 0-0

11/1/1997	Miami, Fla.	L, 10-42
9/13/2014	Miami Gardens, Fla.	L, 20-41

MIDDLE TENNESSEE 5-10

H: 4-3 | A: 1-6 | N: 0-0

10/16/1948	Murfreesboro, Tenn.	L, 7-14
10/15/1949	Jonesboro, Ark.	L, 14-25
11/3/2001	Murfreesboro, Tenn.	L, 6-54
10/5/2002	Jonesboro, Ark.	W, 13-7
11/20/2003	Jonesboro, Ark.	L, 14-24
10/9/2004	Murfreesboro, Tenn.	L, 17-45
11/5/2005	Murfreesboro, Tenn.	L, 7-45
11/11/2006	Jonesboro, Ark.	L, 10-38
10/20/2007	Murfreesboro, Tenn.	L, 7-24
9/20/2008	Jonesboro, Ark.	W, 31-14
11/21/2009	Murfreesboro, Tenn.	L, 14-38
11/2/2010	Jonesboro, Ark.	W, 51-24
11/19/2011	Murfreesboro, Tenn.	W, 45-19
12/1/2012	Jonesboro, Ark.	W, 45-0
12/16/2017	Montgomery, Ala.	L, 30-35

MINNESOTA 0-2

H: 0-0 | A: 0-0 | N: 0-0

9/30/1995	Minneapolis, Minn.	L, 7-55
9/5/1998	Minneapolis, Minn.	L, 14-17

MISSISSIPPI COLLEGE 4-1

H: 4-1 | A: 0-0 | N: 0-0

9/25/1948	Jonesboro, Ark.	W, 12-0
9/24/1949	Jonesboro, Ark.	L, 7-18
10/13/1962	Jonesboro, Ark.	W, 20-0
9/16/1985	Jonesboro, Ark.	W, 41-13
9/12/1987	Jonesboro, Ark.	W, 35-0

MISSISSIPPI DELTA JC 0-1-1

H: 0-1-1 | A: 0-0 | N: 0-0

10/4/1940	Jonesboro, Ark.	T, 7-7
10/3/1941	Jonesboro, Ark.	L, 0-68

MISSISSIPPI STATE 0-16-1

H: 0-0 | A: 0-16-1 | N: 0-0

10/18/1945	Starkville, Miss.	L, 0-43
9/23/1950	Starkville, Miss.	L, 0-67
9/22/1951	Starkville, Miss.	L, 0-32
10/4/1952	Starkville, Miss.	L, 14-41
10/2/1954	Starkville, Miss.	L, 13-46
10/20/1956	Starkville, Miss.	L, 9-19
10/12/1957	Starkville, Miss.	L, 13-47
10/18/1958	Starkville, Miss.	L, 0-38
10/10/1959	Starkville, Miss.	L, 14-49
10/8/1960	Starkville, Miss.	L, 9-29
10/14/1961	Starkville, Miss.	L, 0-38
9/11/1982	Starkville, Miss.	L, 10-31
9/7/1985	Starkville, Miss.	L, 14-22
10/11/1986	Starkville, Miss.	L, 9-24
10/24/1992	Starkville, Miss.	L, 6-56



ALL-TIME SERIES RESULTS

10/23/1993	Starkville, Miss.	T, 15-15
10/1/1994	Starkville, Miss.	L, 3-49

MISSISSIPPI VALLEY 2-0

H: 2-0 A: 0-0 N: 0-0		
11/18/1995	Jonesboro, Ark.	W, 55-3
9/5/2009	Jonesboro, Ark.	W, 61-0

MISSOURI 0-4

H: 0-1 A: 0-2 N: 0-1		
9/4/2004	Columbia, Mo.	L, 20-52
9/3/2005	Kansas City, Mo.	L, 17-44
9/28/2013	Columbia, Mo.	L, 19-41
9/12/2015	Jonesboro, Ark.	L, 20-27

MISSOURI SGT 0-3

H: 0-3 A: 0-0 N: 0-0		
10/7/1939	Jonesboro, Ark.	L, 6-39
9/28/1940	Jonesboro, Ark.	L, 12-44
9/20/1941	Jonesboro, Ark.	L, 0-46

MISSOURI STATE 3-1

H: 3-1 A: 0-0 N: 0-0		
10/26/1991	Jonesboro, Ark.	L, 20-37
11/8/1997	Jonesboro, Ark.	W, 35-27
9/19/1998	Jonesboro, Ark.	W, 28-24
9/19/2015	Jonesboro, Ark.	W, 70-7

MISSOURI VALLEY 2-0

H: 1-0 A: 1-0 N: 0-0		
11/18/1949	Jonesboro, Ark.	W, 7-6
11/5/1950	Marshall, Mo.	W, 21-20

MONTANA STATE 1-3

H: 1-1 A: 0-2 N: 0-0		
10/22/1960	Bozeman, Mont.	L, 6-27
10/7/1961	Jonesboro, Ark.	L, 6-9
12/1/1984	Boseman, Mont.	L, 14-31
8/30/2014	Jonesboro, Ark.	W, 37-10

MOUNTAIN HOME COLLEGE 1-0

H: 1-0 A: 0-0 N: 0-0		
9/28/1928	Jonesboro, Ark.	W, 59-0

MURRAY STATE 9-3

H: 4-2 A: 5-1 N: 0-0		
10/15/1955	Jonesboro, Ark.	L, 6-13
10/27/1956	Murray, Ky.	W, 28-27
11/2/1957	Jonesboro, Ark.	W, 27-20
11/1/1958	Murray, Ky.	W, 20-14
10/31/1959	Jonesboro, Ark.	W, 36-18
10/29/1960	Murray, Ky.	W, 27-14
10/28/1961	Jonesboro, Ark.	W, 22-14
10/27/1962	Murray, Ky.	L, 9-14
11/2/1963	Jonesboro, Ark.	L, 33-34
10/31/1964	Murray, Ky.	W, 17-8
10/30/1965	Jonesboro, Ark.	W, 27-13
10/15/1966	Murray, Ky.	W, 44-0

NAVY 0-1

H: 0-0 A: 0-1 N: 0-0		
11/20/2010	Annapolis, Md.	L, 19-35

NEBRASKA 0-3

H: 0-0 A: 0-3 N: 0-0		
9/12/2009	Lincoln, Neb.	L, 9-38
9/15/2012	Lincoln, Neb.	L, 13-42
9/2/2017	Lincoln, Neb.	L, 36-43

NEBRASKA-KEARNEY 1-0

H: 1-0 A: 0-0 N: 0-0		
11/21/1953	Jonesboro, Ark.	W, 32-0

NEVADA 2-4

H: 2-0 A: 0-3 N: 0-1		
12/6/1985	Reno, Nev.	L, 23-24
11/20/1993	Jonesboro, Ark.	W, 23-21
9/10/1994	Reno, Nev.	L, 0-18
11/16/1996	Reno, Nev.	L, 14-66
11/13/1999	Jonesboro, Ark.	W, 44-28
12/29/2018	Tucson, Ariz.	L, 13-16 ^{OT}

NEW MEXICO STATE 6-6

H: 3-3 A: 3-3 N: 0-0		
9/11/1993	Jonesboro, Ark.	L, 19-22
9/24/1994	Las Cruces, N.M.	L, 17-24
10/25/1997	Las Cruces, N.M.	L, 20-34
10/3/1998	Jonesboro, Ark.	W, 34-31 ^{OT}
10/21/2000	Jonesboro, Ark.	L, 29-35 ^{OT}
11/10/2001	Las Cruces, N.M.	L, 17-28
10/26/2002	Jonesboro, Ark.	L, 21-26
11/1/2003	Las Cruces, N.M.	W, 28-24
11/29/2014	Jonesboro, Ark.	W, 68-35
11/28/2015	Las Cruces, N.M.	W, 52-28
11/12/2016	Jonesboro, Ark.	W, 41-22
10/28/2017	Las Cruces, N.M.	W, 37-21

NICHOLLS 0-1

H: 0-1 A: 0-0 N: 0-0		
11/22/2001	Jonesboro, Ark.	L, 22-28

NORTH ALABAMA 12-4-1

H: 6-2-1 A: 6-2 N: 0-0		
10/15/1950	Jonesboro, Ark.	W, 27-0
10/13/1951	Jonesboro, Ark.	W, 35-13
10/11/1952	Florence, Ala.	W, 28-7
10/10/1953	Jonesboro, Ark.	T, 13-13
10/9/1954	Florence, Ala.	L, 7-26
10/8/1955	Jonesboro, Ark.	L, 7-12
10/6/1956	Florence, Ala.	W, 39-13
10/5/1957	Jonesboro, Ark.	W, 15-13
10/4/1958	Florence, Ala.	L, 0-19
10/3/1959	Jonesboro, Ark.	L, 14-16
10/1/1960	Florence, Ala.	W, 19-0
9/30/1961	Jonesboro, Ark.	W, 14-6
9/29/1962	Florence, Ala.	W, 23-14
9/28/1963	Jonesboro, Ark.	W, 14-12

RESULTS



ALL-TIME SERIES RESULTS

RESULTS

9/26/1964	Florence, Ala.	W, 10-7
9/25/1965	Jonesboro, Ark.	W, 33-12
9/24/1966	Florence, Ala.	W, 27-7

NC STATE 0-1

H: 0-0 A: 0-1 N: 0-1		
9/2/2000	Raleigh, N.C.	L, 31-38 ^{20T}

NORTH DAKOTA 1-0

H: 1-0 A: 0-0 N: 0-0		
11/7/1970	Jonesboro, Ark.	W, 23-18

NORTH DAKOTA STATE 0-1

H: 0-0 A: 0-0 N: 0-1		
12/14/1968	Florence, Ala.	L, 14-23

NORTH TEXAS 13-8*

H: 7-3 A: 6-4 N: 0-1		
10/8/1983	Little Rock, Ark.	L, 0-17
10/6/1984	Jonesboro, Ark.	W, 14-9
10/12/1985	Jonesboro, Ark.	W, 56-0
11/8/1986	Denton, Texas	W, 43-21
11/7/1987	Denton, Texas	W, 27-20
9/17/1988	Denton, Texas	L, 21-49
9/23/1989	Jonesboro, Ark.	L, 17-20
11/2/1990	Denton, Texas	L, 26-35
10/23/1999	Denton, Texas	W, 14-10
11/11/2000	Jonesboro, Ark.	W, 53-28
10/20/2001	Denton, Texas	L, 0-45
10/19/2002	Jonesboro, Ark.	L, 10-13
11/15/2003	Denton, Texas	L, 14-58
11/18/2004	Jonesboro, Ark.	L, 7-31
11/26/2005	Denton, Texas	W, 31-24
10/21/2006	Jonesboro, Ark.	W, 29-10*
11/15/2007	Jonesboro, Ark.	W, 31-27
11/29/2008	Denton, Texas	W, 33-28
11/28/2009	Jonesboro, Ark.	W, 30-26
10/9/2010	Denton, Texas	W, 24-19
10/29/2011	Jonesboro, Ark.	W, 37-14
11/3/2012	Denton, Texas	W, 37-19

* win (s) later vacated due to NCAA sanctions

NORTHERN ILLINOIS 1-8

H: 0-3 A: 1-3 N: 0-2		
10/13/1990	DeKalb, Ill.	L, 0-35
9/14/1991	DeKalb, Ill.	L, 21-22
9/19/1992	Jonesboro, Ark.	L, 0-31
9/18/1993	DeKalb, Ill.	L, 7-23
11/5/1994	Jonesboro, Ark.	L, 16-38
11/11/1995	DeKalb, Ill.	W, 28-21
9/21/1996	Jonesboro, Ark.	L, 30-31
1/8/2012	Mobile, Ala.	L, 20-38
12/23/2023	Montgomery, Ala.	L, 19-21

NORTHERN IOWA 0-1

H: 0-0 A: 0-1 N: 0-0		
12/5/1987	Cedar Falls, Iowa	L, 28-49

NORTHWESTERN STATE 5-5

H: 4-4 A: 1-1 N: 0-0		
11/13/1948	Jonesboro, Ark.	L, 6-41
10/2/1976	Jonesboro, Ark.	W, 44-24
9/17/1977	Natchitoches, La.	L, 7-30
10/7/1978	Jonesboro, Ark.	W, 23-14
8/31/1985	Natchitoches, La.	W, 12-10
9/6/1986	Jonesboro, Ark.	W, 21-0
9/5/1987	Jonesboro, Ark.	L, 20-23
10/6/1990	Jonesboro, Ark.	W, 16-8
9/7/1991	Jonesboro, Ark.	L, 3-28
10/3/1992	Jonesboro, Ark.	L, 18-24

NORTHWEST MISSISSIPPI JC 2-0-1

H: 2-0-1 A: 0-0 N: 0-0		
9/24/1932	Jonesboro, Ark.	W, 60-0
9/23/1939	Jonesboro, Ark.	W, 13-0
9/20/1940	Jonesboro, Ark.	T, 6-6

OHIO NORTHERN 1-0

H: 1-0 A: 0-0 N: 0-0		
9/20/1952	Jonesboro, Ark.	W, 47-0

OHIO STATE 0-1

H: 0-0 A: 0-1 N: 0-0		
9/10/2022	Columbus, Ohio	L, 12-45

OKLAHOMA 0-3

H: 0-0 A: 0-3 N: 0-0		
9/12/1992	Norman, Okla.	L, 0-61
9/9/2000	Norman, Okla.	L, 7-45
9/2/2023	Norman, Okla.	L, 0-73

OKLAHOMA STATE 0-2

H: 0-0 A: 0-1 N: 0-1		
9/17/2005	Stillwater, Okla.	L, 10-20
9/9/2006	Little Rock, Ark.	L, 7-35

OLD DOMINION 0-1

H: 0-0 A: 0-1 N: 0-0		
9/24/2022	Norfolk, Va.	L, 26-29

OLE MISS 1-20-2

H: 0-1-1 A: 1-19-1 N: 0-0		
10/3/1914	Oxford, Miss.	L, 0-20
10/1/1915	Oxford, Miss.	W, 10-0
10/7/1916	Oxford, Miss.	L, 0-20
10/6/1917	Jonesboro, Ark.	T, 0-0
10/4/1919	Oxford, Miss.	L, 0-32
10/2/1920	Oxford, Miss.	L, 0-33
10/4/1924	Oxford, Miss.	L, 7-10
9/26/1925	Oxford, Miss.	L, 0-53
9/25/1926	Oxford, Miss.	L, 0-28
9/21/1985	Oxford, Miss.	L, 16-18
9/20/1986	Oxford, Miss.	T, 10-10
9/19/1987	Oxford, Miss.	L, 10-47
10/15/1988	Oxford, Miss.	L, 22-25



ALL-TIME SERIES RESULTS

9/16/1989	Oxford, Miss.	L, 31-34
10/20/1990	Oxford, Miss.	L, 13-42
10/28/1996	Oxford, Miss.	L, 21-38
10/24/1998	Oxford, Miss.	L, 17-30
9/11/1999	Oxford, Miss.	L, 14-38
10/7/2000	Oxford, Miss.	L, 10-35
10/6/2001	Jonesboro, Ark.	L, 17-35
10/12/2002	Oxford, Miss.	L, 17-52
10/11/2003	Oxford, Miss.	L, 0-55
10/2/2004	Oxford, Miss.	L, 21-28

OREGON 0-1

H: 0-0 | A: 0-1 | N: 0-0

9/1/2012	Eugene, Ore.	L, 34-57
----------	--------------	----------

OUACHITA BAPTIST 3-7

H: 2-7 | A: 1-0 | N: 0-0

11/5/1915	Jonesboro, Ark.	L, 7-13
11/20/1916	Jonesboro, Ark.	L, 7-12
11/16/1917	Jonesboro, Ark.	L, 0-40
10/25/1919	Jonesboro, Ark.	W, 14-13
11/13/1920	Jonesboro, Ark.	L, 0-27
10/15/1927	Jonesboro, Ark.	L, 0-26
11/18/1932	Jonesboro, Ark.	L, 0-13
11/17/1933	Jonesboro, Ark.	L, 6-34
10/8/1949	Jonesboro, Ark.	W, 14-0
10/1/1950	Arkadelphia, Ark.	W, 20-0

PACIFIC 0-2

H: 0-1 | A: 0-1 | N: 0-0

11/13/1993	Forest Grove, Ore.	L, 6-20
10/22/1994	Jonesboro, Ark.	L, 16-30

PARAGOULD BUSINESS COLLEGE 1-0

H: 1-0 | A: 0-0 | N: 0-0

1915	Jonesboro, Ark.	W, 26-0
------	-----------------	---------

PARAGOULD (ARK.) HS 3-1

H: 3-1 | A: 0-0 | N: 0-0

1911	Jonesboro, Ark.	L, 6-11
1911	Jonesboro, Ark.	W, 6-0
1912	Jonesboro, Ark.	W, 7-0
1912	Jonesboro, Ark.	W, 20-0

PENSACOLA NAVY 1-0

H: 1-0 | A: 0-0 | N: 0-0

11/8/1947	Jonesboro, Ark.	W, 7-6
-----------	-----------------	--------

PITTSBURG STATE 2-1

H: 1-1 | A: 1-0 | N: 0-0

11/11/1951	Jonesboro, Ark.	W, 35-0
11/8/1952	Pittsburg, Kan.	W, 26-7
11/4/1989	Jonesboro, Ark.	L, 13-34

RICHMOND 1-2

H: 0-2 | A: 1-0 | N: 0-0

10/6/1979	Richmond, Va.	W, 24-3
-----------	---------------	---------

9/19/1981	Jonesboro, Ark.	L, 20-24
9/30/2000	Jonesboro, Ark.	L, 27-30

SAINT LOUIS 0-2

H: 0-2 | A: 0-0 | N: 0-0

10/6/1923	Jonesboro, Ark.	L, 0-39
10/25/1935	Jonesboro, Ark.	L, 7-46

SAM HOUSTON 2-0

H: 2-0 | A: 0-0 | N: 0-0

11/29/1986	Jonesboro, Ark.	W, 48-7
10/2/1999	Jonesboro, Ark.	W, 45-20

SAN DIEGO STATE 0-1

H: 0-0 | A: 0-1 | N: 0-0

9/12/1976	San Diego, Calif.	L, 14-24
-----------	-------------------	----------

SAN JOSE STATE 1-1

H: 1-0 | A: 0-0 | N: 0-1

11/4/1995	Jonesboro, Ark.	W, 21-7
8/31/2002	Little Rock, Ark.	L, 14-33

ST. MARY (KAN.) 2-0

H: 2-0 | A: 0-0 | N: 0-0

10/6/1962	Jonesboro, Ark.	W, 34-14
10/5/1963	Jonesboro, Ark.	W, 68-7

SOUTH ALABAMA 6-6

H: 4-2 | A: 2-4 | N: 0-0

10/13/2012	Jonesboro, Ark.	W, 36-29
11/2/2013	Mobile, Ala.	W, 17-16
11/8/2014	Jonesboro, Ark.	W, 45-10
10/13/2015	Mobile, Ala.	W, 49-31
10/15/2016	Jonesboro, Ark.	W, 17-7
11/11/2017	Mobile, Ala.	L, 19-24
11/3/2018	Jonesboro, Ark.	W, 38-14
11/29/2019	Mobile, Ala.	L, 30-34
11/28/2020	Jonesboro, Ark.	L, 31-38
10/30/2021	Mobile, Ala.	L, 13-31
10/29/2022	Jonesboro, Ark.	L, 3-31
11/11/2023	Mobile, Ala.	L, 14-21

SOUTH DAKOTA 2-0

H: 1-0 | A: 1-0 | N: 0-0

9/16/1961	Vermillion, S.D.	W, 21-9
11/17/1962	Jonesboro, Ark.	W, 18-0

SOUTH DAKOTA STATE 1-1

H: 0-1 | A: 1-0 | N: 0-0

9/22/1962	Brookings, S.D.	W, 9-7
11/16/1963	Jonesboro, Ark.	L, 14-17

SOUTHEAST MISSOURI 5-8-1

H: 5-6-1 | A: 0-2 | N: 0-0

11/10/1916	Jonesboro, Ark.	W, 13-0
10/26/1917	Jonesboro, Ark.	L, 0-14
11/24/1921	Jonesboro, Ark.	T, 0-0
11/30/1922	Jonesboro, Ark.	L, 0-51

RESULTS



ALL-TIME SERIES RESULTS

RESULTS

11/29/1923	Jonesboro, Ark.	L, 0-6
11/27/1924	Jonesboro, Ark.	L, 0-13
11/27/1928	Jonesboro, Ark.	L, 0-12
11/16/1929	Jonesboro, Ark.	L, 0-25
9/26/1941	Cape Girardeau, Mo.	L, 0-44
9/27/1946	Cape Girardeau, Mo.	L, 0-8
9/27/1947	Jonesboro, Ark.	W, 25-0
10/19/1996	Jonesboro, Ark.	W, 38-9
9/13/2003	Jonesboro, Ark.	W, 21-3
9/1/2018	Jonesboro, Ark.	W, 48-21

SOUTHEASTERN LOUISIANA 3-1

H: 1-1 | A: 1-0 | N: 1-0

10/23/1954	Jonesboro, Ark.	L, 0-51
10/22/1955	Hammond, La.	W, 21-12
10/12/1968	Jonesboro, Ark.	W, 17-7
9/26/1970	Memphis, Tenn.	W, 12-3

SOUTHEASTERN OKLAHOMA 1-0

H: 1-0 | A: 0-0 | N: 0-0

10/19/1957	Jonesboro, Ark.	W, 32-7
------------	-----------------	---------

SOUTHERN ARKANSAS 7-10

H: 3-8 | A: 4-2 | N: 0-0

10/24/1924	Magnolia, Ark.	W, 33-0
10/31/1925	Jonesboro, Ark.	W, 27-0
10/15/1926	Jonesboro, Ark.	L, 0-20
10/28/1927	Jonesboro, Ark.	L, 0-13
10/26/1928	Jonesboro, Ark.	L, 0-22
10/26/1929	Jonesboro, Ark.	L, 0-39
11/21/1930	Jonesboro, Ark.	L, 0-19
11/20/1931	Jonesboro, Ark.	W, 13-7
10/28/1932	Magnolia, Ark.	L, 0-15
10/27/1933	Jonesboro, Ark.	L, 12-13
11/23/1934	Magnolia, Ark.	L, 6-19
11/15/1935	Jonesboro, Ark.	L, 6-7
11/13/1936	Magnolia, Ark.	W, 13-6
10/31/1941	Jonesboro, Ark.	L, 0-19
11/1/1952	Magnolia, Ark.	W, 34-0
10/31/1953	Magnolia, Ark.	W, 49-0
11/8/1958	Jonesboro, Ark.	W, 48-13

SOUTHERN ILLINOIS 29-9-1

H: 15-6-1 | A: 13-3 | N: 1-0

11/27/1915	Jonesboro, Ark.	W, 16-0
10/22/1926	Jonesboro, Ark.	L, 0-10
10/21/1927	Jonesboro, Ark.	W, 14-0
9/28/1935	Carbondale, Ill.	W, 7-0
9/26/1936	Carbondale, Ill.	W, 7-3
10/15/1938	Jonesboro, Ark.	L, 0-6
10/14/1939	Jonesboro, Ark.	W, 7-0
10/12/1940	Jonesboro, Ark.	L, 0-7
10/11/1941	Jonesboro, Ark.	L, 0-27
9/22/1945	Jonesboro, Ark.	L, 0-6
10/6/1945	Jonesboro, Ark.	T, 6-6
10/19/1946	Carbondale, Ill.	W, 14-12
11/1/1947	Carbondale, Ill.	L, 7-12
10/30/1948	Carbondale, Ill.	W, 27-21

10/22/1950	Jonesboro, Ark.	W, 46-0
11/24/1951	Carbondale, Ill.	W, 68-0
9/28/1957	Carbondale, Ill.	W, 13-6
11/21/1970	Jonesboro, Ark.	W, 27-3
10/9/1971	Carbondale, Ill.	L, 14-21
10/26/1974	Carbondale, Ill.	W, 41-16
11/8/1975	Little Rock, Ark.	W, 35-12
10/16/1976	Carbondale, Ill.	W, 41-10
9/24/1977	Jonesboro, Ark.	W, 21-6
10/14/1978	Carbondale, Ill.	W, 26-24
9/22/1979	Jonesboro, Ark.	W, 24-16
9/25/1982	Carbondale, Ill.	W, 35-30
10/1/1983	Jonesboro, Ark.	L, 28-35
9/22/1984	Carbondale, Ill.	W, 19-0
11/9/1985	Jonesboro, Ark.	W, 41-12
8/30/1986	Jonesboro, Ark.	W, 22-7
10/24/1987	Carbondale, Ill.	W, 33-9
10/1/1988	Carbondale, Ill.	L, 43-45
9/30/1989	Jonesboro, Ark.	W, 28-23
9/29/1990	Carbondale, Ill.	W, 20-17
9/26/1992	Jonesboro, Ark.	W, 42-38
9/25/1993	Jonesboro, Ark.	W, 27-6
9/17/1994	Jonesboro, Ark.	W, 41-14
9/16/1995	Jonesboro, Ark.	W, 14-9
9/21/2019	Jonesboro, Ark.	W, 41-28

SMU 1-3

H: 1-1 | A: 0-2 | N: 0-0

9/23/2006	Dallas, Texas	L, 9-55
9/15/2007	Jonesboro, Ark.	W, 45-28
9/23/2017	Dallas, Texas	L, 21-44
8/31/2019	Jonesboro, Ark.	L, 30-37

SOUTHERN MISS 3-10

H: 2-3 | A: 1-6 | N: 0-1

11/5/1960	Jonesboro, Ark.	W, 14-13
10/21/1961	Hattiesburg, Miss.	L, 0-20
11/3/1962	Jonesboro, Ark.	L, 7-20
10/26/1963	Hattiesburg, Miss.	L, 0-25
11/19/1977	Hattiesburg, Miss.	W, 14-10
9/9/1978	Jonesboro, Ark.	L, 6-21
11/17/1979	Hattiesburg, Miss.	L, 6-14
10/18/1980	Hattiesburg, Miss.	L, 0-35
12/20/2005	Lafayette, La.	L, 19-31
11/24/2007	Hattiesburg, Miss.	L, 10-16
9/13/2008	Jonesboro, Ark.	L, 24-27
10/15/2022	Hattiesburg, Miss.	L, 19-20
9/23/2023	Jonesboro, Ark.	W, 44-37

SOUTHERN UTAH 1-1

H: 1-1 | A: 0-0 | N: 0-0

9/20/1997	Jonesboro, Ark.	L, 24-34
11/2/2002	Jonesboro, Ark.	W, 38-16

SOUTHWESTERN (TENN.) 0-5

H: 0-5 | A: 0-0 | N: 0-0

10/25/1914	Jonesboro, Ark.	L, 6-20
10/17/1925	Jonesboro, Ark.	L, 6-13



ALL-TIME SERIES RESULTS

9/21/1935	Jonesboro, Ark.	L, 0-38
9/19/1936	Jonesboro, Ark.	L, 0-44
9/18/1937	Jonesboro, Ark.	L, 0-67

STEPHEN F. AUSTIN 2-0

H: 1-0 | A: 1-0 | N: 0-0

10/3/1964	Nacogdoches, Texas	W, 17-6
10/2/1965	Jonesboro, Ark.	W, 3-0

STETSON 0-1

H: 0-0 | A: 0-0 | N: 0-1

1/1/1952	Hattiesburg, Miss.	L, 20-35
----------	--------------------	----------

STONY BROOK 1-0

H: 1-0 | A: 0-0 | N: 0-0

9/30/2023	Jonesboro, Ark.	W, 31-7
-----------	-----------------	---------

TAMPA 0-2

H: 0-1 | A: 0-1 | N: 0-0

10/11/1958	Jonesboro, Ark.	L, 14-20
11/7/1959	Tampa, Fla.	L, 13-14

TENNESSEE 0-2

H: 0-0 | A: 0-2 | N: 0-0

9/22/2007	Knoxville, Tenn.	L, 27-48
9/6/2014	Knoxville, Tenn.	L, 19-34

UT MARTIN* 9-3-1*

H: 8-3-1 | A: 1-0 | N: 0-0

10/10/1930	Jonesboro, Ark.	T, 7-7
10/9/1931	Jonesboro, Ark.	W, 6-0
10/11/1935	Jonesboro, Ark.	L, 0-25
10/9/1936	Jonesboro, Ark.	L, 7-34
10/2/1937	Jonesboro, Ark.	W, 16-7
10/7/1938	Martin, Tenn.	W, 7-6
11/11/1939	Jonesboro, Ark.	W, 26-13
11/8/1940	Jonesboro, Ark.	L, 7-14
9/6/1980	Jonesboro, Ark.	W, 29-9
9/3/1983	Jonesboro, Ark.	W, 31-0
9/15/1984	Jonesboro, Ark.	W, 72-14
9/28/2002	Jonesboro, Ark.	W, 30-10
9/6/2003	Jonesboro, Ark.	W, 63-6
9/10/2005	Jonesboro, Ark.	W, 56-7*

* win (s) later vacated due to NCAA sanctions

TENNESSEE TECH 8-10

H: 3-6 | A: 5-4 | N: 0-0

10/13/1933	Jonesboro, Ark.	L, 0-12
9/29/1934	Cookeville, Tenn.	L, 0-6
10/18/1952	Jonesboro, Ark.	L, 13-21
11/14/1953	Cookeville, Tenn.	W, 14-7
11/13/1954	Jonesboro, Ark.	L, 0-47
11/12/1955	Cookeville, Tenn.	W, 27-20
11/10/1956	Jonesboro, Ark.	L, 6-26
11/16/1957	Cookeville, Tenn.	L, 6-7
11/14/1959	Cookeville, Tenn.	L, 6-54
11/12/1960	Jonesboro, Ark.	L, 6-17
11/10/1962	Cookeville, Tenn.	L, 12-20

9/21/1963	Jonesboro, Ark.	L, 0-42
9/19/1964	Jonesboro, Ark.	W, 27-0
9/18/1965	Cookeville, Tenn.	W, 12-7
9/17/1966	Jonesboro, Ark.	W, 49-13
9/30/1967	Cookeville, Tenn.	W, 15-7
10/5/1968	Jonesboro, Ark.	W, 15-12
10/4/1969	Cookeville, Tenn.	W, 29-22

TEXAS 0-1

H: 0-0 | A: 0-0 | N: 0-0

9/1/07	Austin, Texas	L, 13-21
--------	---------------	----------

TEXAS A&M 1-3

H: 0-0 | A: 1-3 | N: 0-0

9/17/83	College Station, Texas	L, 0-38
9/29/84	College Station, Texas	L, 21-22
8/30/03	College Station, Texas	L, 11-26
8/30/08	College Station, Texas	W, 18-14

TEXAS A&M-COMMERCE 4-0-1

H: 4-0 | A: 0-0 | N: 0-0-1

1/1/1954	Oxford, Miss.	T, 7-7
10/1/1977	Jonesboro, Ark.	W, 18-17
9/8/1979	Jonesboro, Ark.	W, 24-14
9/27/1986	Jonesboro, Ark.	W, 44-0
9/26/1987	Jonesboro, Ark.	W, 77-22

UT ARLINGTON 13-8-1

H: 6-5 | A: 7-3-1 | N: 0-0

10/10/1964	Arlington, Texas	T, 7-7
11/13/1965	Jonesboro, Ark.	L, 12-27
11/12/1966	Arlington, Texas	L, 6-16
11/11/1967	Jonesboro, Ark.	L, 14-16
11/16/1968	Arlington, Texas	W, 22-21
11/15/1969	Jonesboro, Ark.	W, 13-3
11/14/1970	Arlington, Texas	W, 27-7
11/13/1971	Jonesboro, Ark.	W, 28-7
11/25/1972	Arlington, Texas	L, 6-7
11/10/1973	Jonesboro, Ark.	W, 30-14
11/16/1974	Arlington, Texas	W, 42-12
11/22/1975	Jonesboro, Ark.	W, 54-7
11/13/1976	Arlington, Texas	W, 14-13
11/12/1977	Jonesboro, Ark.	L, 14-44
10/28/1978	Arlington, Texas	W, 27-7
11/3/1979	Jonesboro, Ark.	L, 18-56
11/15/1980	Arlington, Texas	L, 14-36
10/31/1981	Arlington, Texas	W, 10-7
11/13/1982	Jonesboro, Ark.	W, 20-17
10/29/1983	Jonesboro, Ark.	L, 19-28
10/27/1984	Arlington, Texas	W, 51-21
11/2/1985	Jonesboro, Ark.	W, 13-12

TCU 0-2

H: 0-1 | A: 0-1 | N: 0-0

9/25/1999	Jonesboro, Ark.	L, 21-24
9/23/2000	Fort Worth, Texas	L, 3-52

RESULTS



ALL-TIME SERIES RESULTS

RESULTS

TEXAS SOUTHERN 1-0

H: 1-0 | A: 0-0 | N: 0-0

9/6/2008 Jonesboro, Ark. W, 83-10

TEXAS STATE 7-4

H: 5-1 | A: 2-3 | N: 0-0

11/16/2013 Jonesboro, Ark. W, 38-21
 11/20/2014 San Marcos, Texas L, 27-45
 12/5/2015 Jonesboro, Ark. W, 55-17
 12/3/2016 San Marcos, Texas W, 36-14
 11/18/2017 Jonesboro, Ark. W, 30-12
 11/24/2018 San Marcos, Texas W, 33-7
 10/26/2019 Jonesboro, Ark. W, 38-14
 11/21/2020 San Marcos, Texas L, 45-47
 11/27/2021 Jonesboro, Ark. L, 22-24
 11/19/2022 San Marcos, Texas L, 13-16
 11/18/2023 Jonesboro, Ark. W, 77-31

TEXAS TECH 0-1

H: 0-0 | A: 0-1 | N: 0-0

10/14/1995 Lubbock, Texas L, 25-63

TOLEDO 0-5

H: 0-1 | A: 0-3 | N: 0-1

11/17/1990 Toledo, Ohio L, 28-43
 9/5/1992 Toledo, Ohio L, 0-49
 1/4/2015 Mobile, Ala. L, 44-63
 9/26/2015 Toledo, Ohio L, 7-37
 9/2/2016 Jonesboro, Ark. L, 10-31

TRINITY (TEXAS) 6-3

H: 3-1 | A: 2-2 | N: 1-0

10/17/1964 Jonesboro, Ark. W, 35-13
 11/20/1965 San Antonio, Texas L, 14-15
 11/19/1966 Jonesboro, Ark. W, 20-7
 11/18/1967 San Antonio, Texas W, 13-10
 10/19/1968 Little Rock, Ark. W, 31-14
 11/22/1969 San Antonio, Texas W, 27-17
 10/10/1970 Jonesboro, Ark. W, 21-14
 11/20/1971 San Antonio, Texas L, 11-28
 11/18/1972 Jonesboro, Ark. L, 22-32

TROY 9-9*

H: 5-6 | A: 4-3 | N: 0-0

10/20/1951 Troy, Ala. W, 39-0
 11/9/1991 Jonesboro, Ark. W, 20-17
 10/10/1992 Jonesboro, Ark. L, 7-41
 10/16/2004 Jonesboro, Ark. W, 13-9
 11/12/2005 Jonesboro, Ark. W, 9-3
 11/18/2006 Troy, Ala. W, 33-26*
 10/27/2007 Jonesboro, Ark. L, 0-27
 12/6/2008 Troy, Ala. L, 9-35
 9/26/2009 Jonesboro, Ark. L, 27-30
 9/25/2010 Troy, Ala. L, 28-35
 12/3/2011 Jonesboro, Ark. W, 45-14
 11/17/2012 Troy, Ala. W, 41-34
 9/12/2013 Jonesboro, Ark. W, 41-34

11/17/2016 Troy, Ala. W, 35-3
 12/2/2017 Jonesboro, Ark. L, 25-32
 9/28/2019 Troy, Ala. W, 50-43
 10/31/2020 Jonesboro, Ark. L, 10-38
 11/26/2022 Jonesboro, Ark. L, 19-48
 10/7/2023 Troy, Ala. L, 3-37

* win (s) later vacated due to NCAA sanctions

TULSA 3-3

H: 2-0 | A: 1-3 | N: 0-0

9/2/1978 Tulsa, Okla. L, 20-21
 11/21/1981 Jonesboro, Ark. W, 31-7
 9/7/2002 Jonesboro, Ark. W, 21-19
 9/20/2003 Tulsa, Okla. L, 7-54
 9/15/2017 Tulsa, Okla. W, 29-20
 9/25/2021 Tulsa, Okla. L, 34-41

UAB 0-2

H: 0-1 | A: 0-1 | N: 0-0

9/14/1996 Birmingham, Ala. L, 17-42
 11/22/1997 Jonesboro, Ark. L, 7-13

UCF 1-1

H: 0-1 | A: 0-0 | N: 1-0

10/5/1991 Jonesboro, Ark. L, 20-31
 12/17/2016 Orlando, Fla. W, 31-13

ULM 31-14*

H: 17-5 | A: 13-9 | N: 0-0

9/19/1959 Jonesboro, Ark. W, 15-0
 9/17/1960 Monroe, La. L, 7-13
 9/25/1971 Jonesboro, Ark. W, 20-6
 11/4/1972 Monroe, La. W, 14-13
 11/2/1974 Jonesboro, Ark. W, 17-14
 9/6/1975 Jonesboro, Ark. W, 42-0
 9/4/1976 Jonesboro, Ark. W, 31-13
 10/29/1977 Monroe, La. W, 31-20
 9/16/1978 Monroe, La. L, 13-21
 9/15/1979 Monroe, La. L, 17-18
 9/20/1980 Jonesboro, Ark. L, 12-35
 9/12/1981 Monroe, La. W, 35-13
 10/16/1982 Jonesboro, Ark. L, 21-31
 9/24/1983 Monroe, La. L, 7-45
 11/17/1984 Jonesboro, Ark. W, 38-14
 11/23/1985 Monroe, La. W, 31-23
 11/22/1986 Jonesboro, Ark. W, 26-21
 11/21/1987 Monroe, La. L, 21-31
 9/24/1988 Jonesboro, Ark. L, 13-16
 10/28/1989 Monroe, La. L, 7-13
 9/8/1990 Jonesboro, Ark. W, 23-18
 11/6/1093 Jonesboro, Ark. L, 10-42
 11/14/1998 Jonesboro, Ark. W, 17-13
 11/17/2001 Jonesboro, Ark. L, 7-16
 9/21/2002 Monroe, La. W, 33-21
 10/4/2003 Little Rock, Ark. W, 44-41
 9/25/2004 Monroe, La. W, 28-21
 10/1/2005 Monroe, La. L, 27-31
 10/7/2006 Jonesboro, Ark. W, 10-6*



ALL-TIME SERIES RESULTS

10/6/2007	Monroe, La.	L, 13-30
10/11/2008	Jonesboro, Ark.	W, 37-29
10/13/2009	Monroe, La.	L, 10-16
9/18/2010	Jonesboro, Ark.	W, 34-20
10/8/2011	Monroe, La.	W, 24-19
11/8/2012	Jonesboro, Ark.	W, 45-23
11/9/2013	Monroe, La.	W, 42-14
10/4/2014	Jonesboro, Ark.	W, 28-14
11/14/2015	Monroe, La.	W, 59-21
10/29/2016	Jonesboro, Ark.	W, 51-10
11/25/2017	Monroe, La.	W, 67-50
11/17/2018	Jonesboro, Ark.	W, 31-17
11/2/2019	Monroe, La.	W, 48-41
12/5/2020	Jonesboro, Ark.	W, 48-15
11/13/2021	Monroe, La.	W, 27-24
10/1/2022	Jonesboro, Ark.	W, 45-28
10/28/2023	Monroe, La.	W, 34-24

UMASS 2-0

H: 1-0 | A: 1-0 | N: 0-0

11/12/2022	Jonesboro, Ark.	W, 35-33
9/30/2023	Amherst, Mass.	W, 52-28

UNLV 2-1

H: 1-0 | A: 0-0 | N: 0-0

9/9/1995	Las Vegas, Nev.	L, 23-28
9/22/2018	Jonesboro, Ark.	W, 27-20
9/7/2019	Las Vegas, Nev.	W, 43-17

UTAH STATE 3-4

H: 3-0 | A: 0-4 | N: 0-0

9/2/1995	Jonesboro, Ark.	W, 21-17
10/9/1999	Logan, Utah	L, 14-20
10/28/2000	Logan, Utah	L, 31-44
10/25/2003	Logan, Utah	L, 0-49
11/11/2004	Jonesboro, Ark.	W, 16-7
9/20/2014	Jonesboro, Ark.	W, 21-14 ^{OT}
9/16/2016	Logan, Utah	L, 20-34

UNION (TENN.) 5-5

H: 4-5 | A: 1-0 | N: 0-0

11/3/1916	Jonesboro, Ark.	W, 19-0
10/12/1917	Jonesboro, Ark.	W, 18-0
10/27/1919	Jonesboro, Ark.	L, 0-13
11/20/1920	Jonesboro, Ark.	W, 13-6
10/8/1927	Jonesboro, Ark.	L, 6-14
11/4/1939	Jonesboro, Ark.	L, 6-20
11/2/1940	Jonesboro, Ark.	L, 0-20
10/18/1941	Jonesboro, Ark.	L, 0-70
11/24/1949	Jonesboro, Ark.	W, 13-7
11/24/1950	Jackson, Tenn.	W, 46-0

VIRGINIA TECH 0-4

H: 0-0 | A: 0-4 | N: 0-0

9/3/1994	Blacksburg, Va.	L, 7-34
9/27/1997	Blacksburg, Va.	L, 0-50
8/25/2002	Blacksburg, Va.	L, 7-63
9/17/2011	Blacksburg, Va.	L, 7-26

WASHINGTON 0-1

H: 0-0 | A: 0-1 | N: 0-0

9/18/2021	Seattle, Wash.	L, 3-52
-----------	----------------	---------

WASHINGTON (MO.) 0-1

H: 0-0 | A: 0-1 | N: 0-0

10/18/1947	St. Louis, Mo.	L, 14-40
------------	----------------	----------

WESTERN ILLINOIS 0-1

H: 0-1 | A: 0-0 | N: 0-0

10/24/1959	Jonesboro, Ark.	L, 19-22
------------	-----------------	----------

WESTERN KENTUCKY 3-4-1

H: 1-2 | A: 2-1-1 | N: 0-1

10/4/1947	Bowling Green, Ky.	T, 14-14
10/2/1948	Jonesboro, Ark.	W, 13-12
12/2/1952	Evansville, Ind.	L, 19-34
12/3/2009	Bowling Green, Ky.	W, 24-20
11/13/2010	Jonesboro, Ark.	L, 35-36 ^{OT}
10/1/2011	Bowling Green, Ky.	W, 26-22
9/29/2012	Jonesboro, Ark.	L, 13-26
11/30/2013	Bowling Green, Ky.	L, 31-34

WESTERN MICHIGAN 1-1

H: 1-0 | A: 0-1 | N: 0-0

9/23/1967	Jonesboro, Ark.	W, 21-8
9/14/1968	Kalamazoo, Mich.	L, 0-20

WICHITA STATE 2-2

H: 0-1 | A: 2-1 | N: 0-0

9/19/1970	Wichita, Kan.	W, 53-14
9/18/1971	Wichita, Kan.	W, 16-14
9/23/1972	Jonesboro, Ark.	L, 0-6
9/22/1973	Wichita, Kan.	L, 12-14

UW-WHITEWATER 0-1

H: 0-1 | A: 0-0 | N: 0-0

11/11/1961	Jonesboro, Ark.	L, 7-8
------------	-----------------	--------

WYOMING 0-2

H: 0-0 | A: 0-2 | N: 0-0

11/10/1979	Laramie, Wyo.	L, 14-17
9/15/1990	Laramie, Wyo.	L, 27-34

XAVIER 1-1

H: 0-1 | A: 0-0 | N: 1-0

10/26/1946	Jonesboro, Ark.	L, 0-26
10/20/1973	Little Rock, Ark.	W, 37-0

RESULTS



YEAR-BY-YEAR RESULTS

RESULTS

1911 1-1

Head Coach: F.T. Parks

Paragould H.S.	6-11, L
Paragould H.S.	6-0, W

1912 3-1

Head Coach: F.T. Parks

Memphis CBC	6-20, L
Paragould H.S.	7-0, W
Corning H.S.	6-0, W
Paragould H.S.	20-0, W

1913 3-1-1

Head Coach: Clint Young

Lyon College	69-0, W
Memphis CBC	0-0, T
Hendrix	0-30, L
Memphis U School	21-0, W
Memphis All-Stars	67-0, W

1914 4-3

Head Coach: E.W. Brannon

O3 at Ole Miss	0-20, L
O24 Hendrix	0-48, L
Lyon College	6-0, W
Henderson State	7-0, W
Memphis CBC	48-0, W
Southwestern	6-20, L
O27 Memphis	18-6, W

1915 4-1-1

Head Coach: E.W. Brannon

O1 at Ole Miss	10-0, W
O8 at Memphis	41-0, W
Paragould Bus.	26-0, W ⁺
O22 Henderson State	0-0, T
N5 Ouachita Baptist	7-13, L
N27 Southern Illinois	16-0, W

+ game called at end of 1st Qtr

1916 4-3

Head Coach: E.W. Brannon

O7 at Ole Miss	0-20, L
O13 Lyon College	6-0, W
O28 at Central Arkansas	0-19, L
N3 Union	19-0, W
Southeast Missouri	13-0, W
N20 Ouachita Baptist	7-12, L
N30 at Memphis	27-0, W

1917 4-2-1

Head Coach: E.W. Brannon

O6 Ole Miss	0-0, T
O12 Union	18-0, W
O19 at Memphis	19-0, W
Southeast Missouri	0-14, L
N2 Central Arkansas	101-0, W
N16 Ouachita Baptist	0-40, L
N29 Lyon College	20-0, W

1918 No Team

1919 2-5

Head Coach: Foy Hammons

O4 at Ole Miss	0-32, L
O17 at Memphis	6-0, W
O24 Central Arkansas	0-8, L
Ouachita Baptist	14-13, W
Camp Pike	7-16, L
Union	0-13, L
Arkansas Tech	0-19, L

1920 3-3

Head Coach: Foy Hammons

O2 at Ole Miss	0-33, L
O11 Memphis	13-0, W
Lyon College	12-19, L
N13 Ouachita Baptist	0-27, L
Union	13-6, W
Camp Pike	18-12, W



YEAR-BY-YEAR RESULTS



1921 Team

1921 3-2-1

Head Coach: Foy Hammons

S30	Lyon College	14-7, W
O8	Little Rock	0-13, L
	Bethel	7-0, W
N11	Memphis	19-0, W
N18	at Central Arkansas	7-13, L
N24	Southeast Missouri	0-0, T

1922 0-7

Head Coach: Tom Dandeleit

S30	Lyon College	0-51, L
O14	Arkansas-Monticello	0-42, L
O20	Central Arkansas	0-82, L
N4	at Arkansas Tech	0-69, L
N18	Little Rock	0-38, L
N24	at Memphis	0-68, L
N30	Southeast Missouri	0-51, L

1923 0-6-1

Head Coach: Tom Dandeleit

S29	Alumni	0-0, T
O6	Saint Louis	0-39, L
O19	at Central Arkansas	0-40, L
O27	Memphis	0-6, L
N9	Lyon College	0-46, L
N16	Arkansas-Monticello	0-27, L
N29	Southeast Missouri	0-6, L

1924 4-4

Head Coach: Bill Stanley

	Alumni	24-0, W
	Mayfield College	12-0, W
O4	at Ole Miss	7-10, L
O10	Central Arkansas	0-14, L
O24	at Southern Arkansas	33-0, W
	at Arkansas-Monticello	19-12, W
N18	Lyon College	0-7, L
N27	Southeast Missouri	0-13, L

1925 4-3-1

Head Coach: Herbert Schwartz

S26	at Ole Miss	0-53, L
O9	Memphis	19-0, W
O17	Rhodes	6-13, L
O23	Hendrix	0-46, L
O31	Southern Arkansas	27-0, W
N5	Lyon College	0-0, T
N11	at Central Arkansas	12-6, W
N13	Arkansas-Monticello	1-0, W ^F

F - Win by Forfeit

RESULTS



YEAR-BY-YEAR RESULTS

RESULTS

1926 4-3-1

Head Coach: Herbert Schwartz

S25	at Ole Miss	0-28, L
O9	at Memphis	7-0, W
O15	Southern Arkansas	0-20, L
O22	Southern Illinois	0-10, L
O29	Lambuth	13-0, W
N10	at Central Arkansas	0-0, T
N19	at Arkansas-Monticello	26-6, W
N25	Lyon College	14-7, W

1927 4-3

Head Coach: Herbert Schwartz

	Union	6-14, L
	Ouachita Baptist	0-26, L
O21	Southern Illinois	14-0, W
	Southern Arkansas	0-13, L
N5	Memphis	9-6, W
N24	Mayfield College	13-7, W
	Arkansas-Monticello	19-0, W

1928 3-3-1

Head Coach: Herbert Schwartz

S28	ASU Mountain Home	59-0, W
O20	Lambuth	20-6, W
O26	Southern Arkansas	0-22, L
N3	at Memphis	14-19, L
N9	Lyon College	6-6, T
N27	Southeast Missouri	0-12, L
N29	Little Rock	6-0, W

1929 2-5

Head Coach: Herbert Schwartz

S27	Mayfield College	14-0, W
O12	Lambuth	22-0, W
O19	Caruthersville JC	12-13, L
O26	Southern Arkansas	0-39, L
N1	Memphis	0-6, L
N8	Lyon College	13-54, L
N16	Southeast Missouri	0-25, L

1930 1-4-3

Head Coach: Herbert Schwartz

S26	Caruthersville JC	0-0, T
	at Hendrix	0-19, L
O10	UT Martin	7-7, T
O17	at Central Arkansas	0-6, L
N1	at Memphis	13-6, W
N11	Arkansas-Monticello	0-0, T
N21	Southern Arkansas	0-19, L
N27	Lyon College	0-27, L

1931 6-2

Head Coach: Jack Dale

S19	Alumni	6-0, W
S25	Bethel (Tenn.)	34-0, W
O2	Bethel (Ky.)	13-0, W
O9	UT Martin	6-0, W
O16	Central Arkansas	6-18, L
O30	Memphis	14-6, W
N11	Arkansas-Monticello	6-22, L
N20	Southern Arkansas	13-7, W

1932 3-4

Head Coach: Jack Dale

S24	NW Mississippi JC	60-0, W
S30	Hendrix	0-26, L
O7	Central Arkansas	26-0, W
O28	at Southern Arkansas	0-15, L
N2	Memphis	12-6, W
N11	Arkansas-Monticello	0-13, L
N18	Ouachita Baptist	0-13, L

1933 2-4-2

Head Coach: E.T. Renfro

S22	at Hendrix	0-0, T
O6	at Central Arkansas	13-6, W
	Tennessee Tech	0-12, L
O27	Southern Arkansas	12-13, L
N10	Arkansas-Monticello	0-14, L
N17	Ouachita Baptist	6-34, L
N24	Memphis	0-0, T
	Lyon College	3-0, W



YEAR-BY-YEAR RESULTS

1934 2-5-1

Head Coach: Tommie Mills

S29	at Tennessee Tech	0-6, L
O13	at Memphis	0-18, L
O19	Hendrix	6-0, W
O27	at Central Arkansas	0-25, L
N2	Little Rock	0-0, T
N9	Arkansas-Monticello	19-0, W
N23	at Southern Arkansas	6-19, L
N30	at Lyon College	0-12, L

1935 2-7

Head Coach: Tommie Mills

S21	Rhodes	0-38, L
S28	at Southern Illinois	7-0, W
O4	Memphis	18-0, W
O11	UT Martin	0-25, L
O18	Hendrix	0-27, L
O25	Saint Louis	7-46, L
N1	at Arkansas-Monticello	0-28, L
N9	at Central Arkansas	0-27, L
N15	Southern Arkansas	6-7, L

1936 3-5

Head Coach: Leslie Speck

S19	Rhodes	0-44, L
S26	at Southern Illinois	7-3, W
O2	Delta State	6-53, L
O9	UT Martin	7-34, L
O16	at Hendrix	7-28, L
O30	Arkansas-Monticello	7-6, W
N13	at Southern Arkansas	13-6, W
N20	at Central Arkansas	7-14, L

1937 1-5

Head Coach: Leslie Speck

S18	Rhodes	0-67, L
S25	at Delta State	0-28, L
O2	UT Martin	16-7, W
O9	Hendrix	0-51, L
N19	Central Arkansas	0-95, L
	Arkansas-Monticello	0-19, L

1938 3-3

Head Coach: Leslie Speck

O1	Memphis	2-38, L
O7	at UT Martin	7-6, W
O15	Southern Illinois	0-6, L
O22	Hendrix	0-6, L
N5	at Arkansas-Monticello	27-6, W
N11	Arkansas-Monticello	18-6, W

1939 4-3

Head Coach: Bill Adams

S23	NW Mississippi JC	13-0, W
S29	at Memphis	7-6, W
O7	Missouri-Rolla	6-39, L
O14	Southern Illinois	7-0, W
O19	Hendrix	0-20, L
N4	Union	6-20, L
N11	UT Martin	26-13, W

1940 1-4-2

Head Coach: Bill Adams

S20	NW Mississippi JC	6-6, T
S28	Missouri-Rolla	12-44, L
O4	Mississippi Delta CC	7-7, T
O12	Southern Illinois	0-7, L
O26	Austin Peay	13-0, W
N2	Union	0-20, L
N8	UT Martin	7-14, L

1941 0-7

Head Coach: Bill Adams

S26	at Southeast Missouri	0-44, L
S20	Missouri-Rolla	0-46, L
O3	Mississippi Delta JC	0-68, L
O11	Southern Illinois	0-27, L
	Union	0-70, L
O24	at Austin Peay	0-34, L
O31	Southern Arkansas	0-19, L

1942 No Team

1943 No Team

1944 No Team



YEAR-BY-YEAR RESULTS

RESULTS



A-State Hall of Honor member John Koldus on the rush in 1950

1945 2-4-1

Head Coach: J.A. 'Ike' Tomlinson

S22	Southern Illinois	0-6, L
O6	Southern Illinois	6-6, T
O11	at Central Arkansas	18-0, W
	at Mississippi State 'B'	0-43, L
	Henderson State	0-13, L
N16	Central Arkansas	21-0, W
	Illinois Wesleyan	6-27, L

1946 4-3-3

Head Coach: Forrest England

S27	at Southeast Missouri	0-8, L
O5	Bradley	2-26, L
O12	Arkansas-Monticello	13-13, T
O19	at Southern Illinois	14-12, W
O26	Xavier	0-26, L
N2	Illinois Wesleyan	20-0, W
N9	Henderson State	0-0, T
N16	Evansville	6-6, T
N23	Centre College	14-0, W
N28	Central Arkansas	30-12, W

1947 4-2-3

Head Coach: Forrest England

S27	Southeast Missouri	25-0, W
O4	at Western Kentucky	14-14, T
O11	Arkansas-Monticello	28-0, W
O18	at Washington Univ.	14-40, L
O25	Central Arkansas	0-0, T
N1	at Southern Illinois	7-12, L
N8	Pensacola Navy	7-6, W
N17	at Memphis	19-19, T
N22	Centre College	45-0, W

1948 4-4-1

Head Coach: Forrest England

S25	Mississippi College	12-0, W
O2	Western Kentucky	13-12, W
O2	at Delta State	13-13, T
O9	at Kansas State	6-37, L
O16	at Middle Tennessee	7-14, L
O30	at Southern Illinois	27-21, W
N6	Henderson State	34-14, W
N13	Northwestern State	6-41, L
N19	at Memphis	13-34, L



YEAR-BY-YEAR RESULTS

1949 5-4

Head Coach: Forrest England

S24	Mississippi College	7-18, L
O1	Memphis Navy	14-20, L
O8	Ouachita Baptist	14-0, W
O15	Middle Tennessee	14-25, L
O22	at Delta State	7-6, W
N5	at Henderson State	28-6, W
N12	Memphis	7-61, L
N18	Missouri Valley	7-6, W
N24	Union	13-7, W

1950 6-3

Head Coach: Forrest England

Home: 3-1 | Away: 3-2

S23	at Mississippi State	0-67, L
O7	at Ouachita State	20-0, W
O14	Delta State	6-19, L
O21	North Alabama	27-0, W
O28	Southern Illinois	46-0, W
N3	at Missouri Valley	21-20, W
N11	at Memphis	7-60, L
N18	Henderson State	27-13, W
N23	at Union	46-0, W

1951 10-2

Head Coach: Forrest England

Home: 4-0 | Away: 5-1 | Neutral: 1-1

S15	Memphis Navy	34-0, W
S22	at Mississippi State	0-32, L
S29	at Arkansas Tech	46-6, W
O6	at Delta State	43-0, W
O13	North Alabama	35-13, W
O20	at Troy	39-0, W
O27	Corry Field^	53-0, W
N11	Pittsburg State	35-0, W
N17	at Henderson State	37-0, W
N24	at Southern Illinois	68-0, W

Refrigerator Bowl (Evansville, Ind.)

D2 Camp Breckinridge 46-12, W

Tangerine Bowl (Hattiesburg, Miss.)

J1 Stetson 20-35, L

[^] game played in Blytheville, Ark.

1952 8-3

Head Coach: Forrest England

Home: 4-1 | Away: 4-1 | Neutral: 0-1

S13	at Memphis Navy	39-0, W
S20	Ohio Northern	47-0, W
S27	Ellington AFB	48-0, W
O4	at Mississippi State	14-41, L
O11	at North Alabama	28-7, W
O18	Tennessee Tech	13-21, L
O25	Lewis College	42-0, W
N1	at Southern Arkansas	34-0, W
N8	at Pittsburg State	26-7, W
N15	Emporia State	41-7, W

Refrigerator Bowl (Evansville, Ind.)

D2 Western Kentucky 19-34, L

1953 8-0-2

Head Coach: Forrest England

Home: 4-0-1 | Away: 4-0 | Neutral: 0-0-1

S26	Abilene Christian	19-7, W
O3	at Emporia State	38-19, W
O10	North Alabama	13-13, T
O17	Louisiana	13-12, W
O24	at Lewis College	34-0, W
O31	at Southern Arkansas	49-0, W
N7	at Memphis	20-0, W
N14	at Tennessee Tech	14-7, W
N21	Nebraska-Kearney	32-0, W

Tangerine Bowl (Oxford, Miss.)

J1 Texas A&M-Commerce 7-7, T

1954 1-8

Head Coach: Glenn Harmeson

Home: 1-4 | Away: 0-4

S25	Lewis College	25-7, W
O2	at Mississippi State	13-46, L
O9	at North Alabama	7-26, L
O16	at Louisiana	2-36, L
O23	Southeastern	0-51, L
O30	at Memphis	7-26, L
N6	Austin College	20-61, L
N13	Tennessee Tech	0-47, L
N20	Abilene Christian	0-53, L



YEAR-BY-YEAR RESULTS

RESULTS



Kays Field in 1959; home of A-State football until 1974

1955 6-3

Head Coach: Gene Harlow

Home: 2-2 | Away: 4-1

S24	Lewis College	41-6, W
O8	North Alabama	7-12, L
O15	Murray State	6-13, L
O22	at Southeastern	21-12, W
O29	at Memphis	21-20, W
N5	at Austin College	40-19, W
N12	at Tennessee Tech	27-20, W
N19	at Austin Peay	6-19, L
N24	Arkansas Tech	33-6, W

1956 5-4

Head Coach: Gene Harlow

Home: 3-1 | Away: 2-3

S29	Concordia (Neb.)	56-0, W
O6	at North Alabama	39-13, W
O13	Louisiana Tech	21-13, W
O20	at Mississippi State	9-19, L
O27	at Murray State	28-27, W
N3	at Memphis	0-34, L
N10	Tennessee Tech	6-26, L
N17	Austin Peay	27-13, W
N23	at Arkansas Tech	7-25, L

1957 4-5

Head Coach: Gene Harlow

Home: 3-1 | Away: 1-4

S28	at Southern Illinois	13-6, W
O5	North Alabama	15-13, W
O12	at Mississippi State	13-47, L
O19	SE Oklahoma	32-7, W
O26	at Louisiana Tech	19-25, L
N2	Murray State	27-20, W
N9	at Memphis	0-34, L
N16	at Tennessee Tech	6-7, L
N22	Arkansas Tech	13-21, L

1958 4-5

Head Coach: Hugh Taylor

Home: 2-2 | Away: 2-3

S27	Louisiana Tech	7-14, L
O4	at North Alabama	0-19, L
O11	Tampa	14-20, L
O18	at Mississippi State	0-38, L
O25	Austin Peay	16-0, W
N1	at Murray State	20-14, W
N8	Southern Arkansas	48-13, W
N15	at 18 Florida	7-51, L
N22	at Arkansas Tech	50-7, W



YEAR-BY-YEAR RESULTS

1959 3-6

Head Coach: Hugh Taylor

Home: 3-2 | Away: 0-4

S19	ULM	15-0, W
S26	at Louisiana Tech	0-35, L
O3	North Alabama	14-16, L
O10	at Mississippi State	14-49, L
O24	Western Illinois	19-22, L
O31	Murray State	36-18, W
N7	at Tampa	13-14, L
N14	at Tennessee Tech	6-54, L
N21	Central Missouri	54-6, W

1960 4-5

Head Coach: King Block

Home: 2-2 | Away: 2-3

S17	at ULM	7-13, L
S24	Louisiana Tech	7-3, W
O1	at North Alabama	19-0, W
O8	at Mississippi State	9-29, L
O22	at Montana State	6-27, L
O29	at Murray State	27-14, W
N5	Southern Miss	14-13, W
N12	Tennessee Tech	6-17, L
N19	The Citadel	21-22, L

1961 3-6

Head Coach: King Block

Home: 2-2 | Away: 1-4

S16	at South Dakota	21-9, W
S23	at Louisiana Tech	8-47, L
S30	North Alabama	14-6, W
O7	Montana State	6-9, L
O14	at Mississippi State	0-38, L
O21	at Southern Miss	0-20, L
O28	Murray State	22-14, W
N11	UW-Whitewater	7-8, L
N18	at The Citadel	6-28, L

1962 6-3

Head Coach: King Block

Home: 4-1 | Away: 2-2

S22	at South Dakota State	9-7, W
S29	at North Alabama	23-14, W
O6	St. Mary (Kan.)	34-14, W
O13	Mississippi College	20-0, W
O20	The Citadel	14-7, W
O27	at Murray State	9-14, L
N3	Southern Miss	7-20, L
N10	at Tennessee Tech	12-20, L
N17	South Dakota	18-0, W

1963 2-6

Head Coach: Bennie Ellender

Home: 2-4 | Away: 0-2

S21	Tennessee Tech	0-42, L
S28	North Alabama	14-12, W
O5	St. Mary (Kan.)	68-7, W
O19	at The Citadel	9-10, L
O26	at Southern Miss	0-25, L
N2	Murray State	33-34, L
N9	Delta State	21-27, L
N16	South Dakota State	14-17, L

1964 7-0-2 / 2-0-2 Southland

Head Coach: Bennie Ellender

Home: 3-0-1 | Away: 4-0-1

S19	Tennessee Tech	27-0, W
S26	at North Alabama	10-7, W
O3	at Stephen F. Austin	17-6, W
O10	at UT Arlington*	7-7, T
O17	Trinity*	35-13, W
O24	at Abilene Christian*	21-7, W
O31	at Murray State	17-8, W
N7	Delta State	7-6, W
N14	Lamar*	7-7, T



YEAR-BY-YEAR RESULTS

RESULTS



The 1968 team was the first squad to compete in three consecutive bowl games

1965 6-3 / 1-3 Southland

Head Coach: Bennie Ellender

Home: 4-1 | Away: 2-2

S18	at Tennessee Tech	12-7, W
S25	North Alabama	33-12, W
O2	Stephen F. Austin	3-0, W
O9	at Lamar*	7-20, L
O16	at The Citadel	14-0, W
O23	Abilene Christian*	35-13, W
O30	Murray State	27-13, W
N13	UT Arlington*	12-27, L
N20	at Trinity*	14-15, L

1966 7-2 / 2-2 Southland

Head Coach: Bennie Ellender

Home: 3-1 | Away: 4-1

S17	Tennessee Tech	49-13, W
S24	at North Alabama	27-7, W
O8	Louisiana Tech	26-13, W
O15	at Murray State	44-0, W
O22	at Abilene Christian*	33-22, W
O29	Lamar*	0-17, L
N5	at Louisiana	17-14, W
N12	at UT Arlington*	6-16, L
N19	Trinity*	20-7, W

1967 4-5 / 2-2 Southland

Head Coach: Bennie Ellender

Home: 2-2 | Away: 2-2 | Neutral: 0-1

S23	Western Michigan	21-8, W
S30	at Tennessee Tech	15-7, W
O7	The Citadel^	7-20, L
O14	at Louisiana Tech	3-6, L
O21	Abilene Christian*	24-14, W
O28	at Lamar*	23-28, L
N4	Louisiana	6-7, L
N11	UT Arlington*	14-16, L
N18	at Trinity*	13-10, W

^ game played in Little Rock, Ark.

1968 7-3-1 / 3-0-1 Southland

Head Coach: Bennie Ellender

Home: 4-1 | Away: 2-2

S14	at Western Michigan	0-20, L
S21	at Drake	46-14, W
S28	Eastern Michigan	26-7, W
O5	Tennessee Tech	15-12, W
O12	Southeastern	17-7, W
O19	Trinity*^	31-14, W
O26	at Abilene Christian*	17-17, T
N2	Lamar*	48-17, W
N9	at Louisiana	9-20, L
N16	at UT Arlington*	22-21, W

Pecan Bowl (Florence, Ala.)

D14	North Dakota State	14-23, L
-----	--------------------	----------

^ game played in Little Rock, Ark.



YEAR-BY-YEAR RESULTS



The 1970 team went undefeated on its way to a college division national championship

1969 8-1-1 / 4-0 Southland

Head Coach: Bennie Ellender

Home: 3-0-1 | Away: 3-1 | Neutral: 2-0

S20	Eastern New Mexico	53-20, W
S27	at The Citadel	10-14, L
O4	at Tennessee Tech	29-22, W
O18	Louisiana [^]	26-0, W
O25	Abilene Christian*	34-22, W
N1	at Lamar*	20-0, W
N8	Drake	21-21, T
N15	UT Arlington*	13-3, W
N22	at Trinity*	27-17, W

Pecan Bowl (Arlington, Texas)

D13	Drake	29-21, W
-----	-------	----------

[^] game played in Little Rock, Ark.

1970 11-0 / 4-0 Southland

Head Coach: Bennie Ellender

Home: 5-0 | Away: 4-0 | Neutral: 2-0

S19	at Wichita State	53-14, W
S26	at Southeastern	12-3, W
O3	The Citadel [^]	24-7, W
O10	Trinity*	21-14, W
O17	Louisiana Tech	38-17, W
O24	at Abilene Christian*	28-23, W
O31	Lamar*	69-7, W
N7	North Dakota	23-18, W
N14	at UT Arlington*	27-7, W
N21	Southern Illinois	27-3, W

Pecan Bowl (Arlington, Texas)

D12	Central Missouri	38-21, W
-----	------------------	----------

[^] game played in Little Rock, Ark.

1971 4-4-1 / 1-3-1 Southland

Head Coach: Bill Davidson

Home: 2-1-1 | Away: 1-3 | Neutral: 1-0

S18	at Wichita State	16-14, W
S25	ULM	20-6, W
O9	at Southern Illinois	14-21, L
O16	Louisiana Tech*	27-28, L
O23	Abilene Christian* [^]	35-9, W
N6	Louisiana*	10-10, T
N13	UT Arlington*	28-7, W
N20	at Trinity	11-28, L
N27	at Lamar*	13-24, L

[^] game played in Little Rock, Ark.

1972 3-8 / 1-4 Southland

Head Coach: Bill Davidson

Home: 0-4 | Away: 3-3 | Neutral: 0-1

S9	McNeese State	17-27, L
S16	at Eastern New Mexico	39-7, W
S23	Wichita State	0-6, L
S30	at Louisiana*	21-18, W
O7	at Chattanooga	3-21, L
O14	Louisiana Tech* [^]	17-38, L
O21	at Abilene Christian*	0-3, L
O28	Lamar*	24-26, L
N4	at ULM	14-13, W
N18	Trinity	22-32, L
N25	at UT Arlington*	6-7, L

[^] game played in Little Rock, Ark.

RESULTS



YEAR-BY-YEAR RESULTS

RESULTS



Centennial Bank Stadium during the 1974 season

1973 7-3 / 3-2 Southland

Head Coach: Bill Davidson

Home: 5-0 | Away: 3-3 | Neutral: 1-0

S8	Abilene Christian	56-46, W
S15	Louisiana*	27-13, W
S22	at Wichita State	12-14, L
S29	Indiana State	9-3, W
O13	at Louisiana Tech*	7-23, L
O20	Xavier^	37-0, W
O27	at Lamar*	7-10, L
N3	Illinois State	38-20, W
N10	UT Arlington*	30-14, W
N17	at McNeese State*	26-23, W

^ game played in Little Rock, Ark.

1974 7-3 / 3-2 Southland

Head Coach: Bill Davidson

Home: 5-0 | Away: 1-3 | Neutral: 1-0

S28	Louisiana Tech*	7-20, L
O5	Eastern Michigan	14-7, W
O12	at Illinois State	38-0, W
O19	Lamar*	6-10, L
O26	at Southern Illinois	41-16, W
N2	ULM	17-14, W
N9	at Bowling Green	0-17, L
N16	at UT Arlington*	42-12, W
N23	McNeese State*	22-20, W
N30	at Louisiana*	28-6, W

1975 11-0 / 5-0 Southland

Head Coach: Bill Davidson

Home: 5-0 | Away: 5-0 | Neutral: 1-0

S6	ULM	42-0, W
S13	Idaho	23-6, W
S20	at McNeese State*	24-7, W
S27	at Memphis	29-10, W
O4	Louisiana*	39-17, W
O18	at Cincinnati	14-9, W
O25	at Lamar*	17-0, W
N1	Chattanooga	48-0, W
N8	Southern Illinois^	35-12, W
N22	UT Arlington*	54-7, W
N29	at Louisiana Tech*	30-13, W

^ game played in Little Rock, Ark.

1976 5-6 / 2-3 Southland

Head Coach: Bill Davidson

Home: 3-2 | Away: 2-4

S4	ULM	31-13, W
S12	at San Diego State	14-24, L
S18	at Indiana State	21-31, L
S25	Louisiana Tech*	13-27, L
O2	Northwestern State	44-24, W
O9	at Eastern Michigan	30-32, L
O16	at Southern Illinois	41-10, W
O23	McNeese State*	21-24, L
O30	Lamar*	31-0, W
N6	at Louisiana*	14-23, L
N13	at UT Arlington*	14-13, W



YEAR-BY-YEAR RESULTS

RESULTS

1977 7-4 / 2-3 Southland

Head Coach: Bill Davidson

Home: 3-2 | Away: 4-2

S10	at Drake	31-29, W
S17	at Northwestern State	7-30, L
S24	Southern Illinois	21-6, W
O1	Texas A&M-Commerce	18-17, W
O8	at Lamar*	10-6, W
O15	Louisiana Tech*	7-20, L
O22	at McNeese State*	14-17, L
O29	at ULM	31-20, W
N5	Louisiana*	17-15, W
N12	UT Arlington*	14-44, L
N19	at Southern Miss	14-10, W

1978 7-4 / 4-1 Southland

Head Coach: Bill Davidson

Home: 4-0 | Away: 3-3 | Neutral: 0-1

S2	at Tulsa	20-21, L
S9	Southern Miss^	6-21, L
S16	at ULM	13-21, L
S23	Drake	10-0, W
O7	Northwestern State	23-14, W
O14	at Southern Illinois	26-24, W
O21	McNeese State*	6-3, W
O28	at UT Arlington*	27-7, W
N4	at Louisiana*	16-6, W
N11	at Louisiana Tech*	10-24, L
N18	Lamar*	6-3, W

^ game played in Little Rock, Ark.

1979 4-7 / 1-4 Southland

Head Coach: Larry Lacewell

Home: 2-3 | Away: 2-4

S8	Texas A&M-Commerce	24-14, W
S15	at ULM	17-18, L
S22	Southern Illinois	24-16, W
S29	Louisiana*	9-13, L
O6	at Richmond	24-3, W
O13	at Louisiana Tech*	14-7, W
O20	at McNeese State*	7-10, L
O27	Lamar	10-20, L
N3	UT Arlington*	18-56, L
N10	at Wyoming	14-17, L
N17	at Southern Miss	6-14, L

1980 2-9 / 0-5 Southland

Head Coach: Larry Lacewell

Home: 2-3 | Away: 0-6

S6	UT Martin	29-9, W
S20	ULM	12-35, L
S27	at Kansas State	7-31, L
O4	at Memphis	3-24, L
O11	at Louisiana*	0-3, L
O18	at Southern Miss	0-35, L
O25	McNeese State*	28-36, L
N1	Louisiana Tech*	0-28, L
N8	at Lamar*	22-23, L
N15	at UT Arlington*	14-36, L
N22	Austin Peay	14-9, W

1981 6-5 / 3-2 Southland

Head Coach: Larry Lacewell

Home: 3-2 | Away: 3-3

S12	at ULM	35-13, W
S19	Richmond	20-24, L
S26	at Central Michigan	26-23, W
O3	at Kansas	16-17, L
O10	Louisiana*	14-3, W
O17	Chattanooga	2-3, L
O24	at McNeese State*	7-21, L
O31	at UT Arlington*	10-7, W
N7	Lamar*	16-9, W
N14	at Louisiana Tech*	0-32, L
N21	Tulsa	31-7, W

1982 5-6 / 2-3 Southland

Head Coach: Larry Lacewell

Home: 2-3 | Away: 3-3

S11	at Mississippi State	10-31, L
S18	Chattanooga	13-12, W
S25	at Southern Illinois	35-30, W
O2	at Alabama	7-34, L
O9	at Louisiana	20-13, W
O16	ULM*	21-31, L
O23	McNeese State*	10-21, L
O30	Louisiana Tech*	14-24, L
N6	at Lamar*	20-19, W
N13	UT Arlington*	20-17, W
N27	at Memphis	0-12, L



YEAR-BY-YEAR RESULTS

RESULTS

1983 5-5-1 / 3-3 Southland

Head Coach: Larry Lacewell

Home: 3-2 | Away: 2-2-1 | Neutral: 0-1

S3	UT Martin	31-0, W
S10	Chattanooga	27-14, W
S17	at Texas A&M	0-38, L
S24	at ULM*	7-45, L
O1	Southern Illinois	28-35, L
O8	North Texas*^	0-17, L
O15	Louisiana Tech*	21-7, W
O22	at McNeese State*	24-14, W
O29	UT Arlington*	19-28, L
N12	at Lamar*	24-14, W
N19	at Memphis	14-14, T

^ game played in Little Rock, Ark.

1984 8-4-1 / 4-1 Southland

Head Coach: Larry Lacewell

Home: 5-0-1 | Away: 3-4

S1	at Memphis	2-17, L
S8	at Chattanooga	16-0, W
S15	UT Martin	72-14, W
S22	at Southern Illinois	19-0, W
S29	at Texas A&M	21-22, L
O6	North Texas*	14-9, W
O13	at Louisiana Tech*	10-20, L
O20	McNeese State*	16-16, T
O27	at UT Arlington*	51-21, W
N10	Lamar*	37-13, W
N17	ULM*	38-14, W

I-AA Playoffs

N24	Chattanooga	37-10, W
D1	at Montana State	14-31, L

1985 9-4 / 5-1 Southland

Head Coach: Larry Lacewell

Home: 6-0 | Away: 3-4

A31	at Northwestern State	12-10, W
S7	at Mississippi State	14-22, L
S16	Mississippi College	41-13, W
S21	at Ole Miss	16-18, L
S28	at McNeese State*	13-15, L
O12	North Texas*	56-0, W
O19	Louisiana Tech*	31-13, W
N2	UT Arlington*	13-12, W
N9	Southern Illinois	41-12, W
N16	at Lamar*	21-0, W
N23	at ULM*	31-23, W

I-AA Playoffs

N30	Grambling	10-7, W
D6	at Nevada	23-24, L

1986 12-2-1 / 5-0 Southland

Head Coach: Larry Lacewell

Home: 8-0 | Away: 4-1-1 | Neutral: 0-1

A30	Southern Illinois	22-7, W
S6	Northwestern State	21-0, W
S13	at Memphis	30-10, W
S20	at Ole Miss	10-10, T
S27	Texas A&M-Commerce	44-0, W
O11	at 19 Mississippi State	9-24, L
O18	at Louisiana Tech*	20-17, W
O25	McNeese State*	23-14, W
N8	at North Texas*	43-21, W
N15	Lamar*	56-7, W
N22	ULM*	26-21, W


I-AA Playoffs

N29	Sam Houston State	48-7, W
D6	at Delaware	55-14, W
D13	Eastern Kentucky	24-10, W
D20	Georgia Southern^	21-48, L

^ game played in Tacoma, Wash.



YEAR-BY-YEAR RESULTS



1986 I-AA championship game program and A-State's national runner-up trophy

1987 8-4-1

Head Coach: Larry Lacewell

Home: 4-1 | Away: 4-3-1

S5	Northwestern State	20-23, L
S12	Mississippi College	35-0, W
S19	at Ole Miss	10-47, L
S26	Texas A&M-Commerce	77-22, W
O3	at McNeese State	17-0, W
O17	Louisiana Tech	37-3, W
O24	at Southern Illinois	33-9, W
O31	at Memphis	21-21, T
N7	North Texas	27-20, W
N14	at Lamar	34-20, W
N21	at ULM	21-31, L

I-AA Playoffs

N28	at Jackson State	35-32, W
D5	at Northern Iowa	28-49, L

1988 5-6

Head Coach: Larry Lacewell

Home: 2-2 | Away: 3-4

S3	Delta State	28-15, W
S10	at Memphis	7-9, L
S17	at North Texas	21-49, L
S24	ULM	13-16, L
O1	at Southern Illinois	43-45, L
O8	at Akron	13-12, W
O15	at Ole Miss	22-25, L
O22	Lamar	17-21, L
O29	at Louisiana Tech	31-22, W
N5	Illinois State	28-10, W
N19	at Louisiana	38-21, W

1989 5-6

Head Coach: Larry Lacewell

Home: 2-3 | Away: 3-3

S9	at Memphis	17-13, W
S16	at Ole Miss	31-34, L
S23	North Texas	17-20, L
S30	Southern Illinois	28-23, W
O7	at Lamar	41-31, W
O14	McNeese State	21-16, W
O21	Louisiana Tech	37-40, L
O28	at ULM	7-13, L
N4	Pittsburg State	13-34, L
N11	at Illinois State	21-12, W
N18	at Louisiana	28-29, L

1990 3-7-1

Head Coach: Al Kincaid

Home: 2-1 | Away: 1-6-1

S1	at Memphis	24-24, T
S8	ULM	23-18, W
S15	at Wyoming	27-34, L
S22	at Louisiana Tech	7-40, L
S29	at Southern Illinois	20-17, W
O6	Northwestern State	16-8, W
O13	at Northern Illinois	0-35, L
O20	at 18 Ole Miss	13-42, L
N2	at North Texas	26-35, L
N10	Louisiana	16-17, L
N17	at Toledo	28-43, L

RESULTS



YEAR-BY-YEAR RESULTS

RESULTS

1991 1-10

Head Coach: Al Kincaid

Home: 1-5 | Away: 0-5

A31	at Colorado State	24-38, L
S7	Northwestern State	3-28, L
S14	at Northern Illinois	21-22, L
S21	at Memphis	21-31, L
S28	Louisiana Tech	10-42, L
O5	UCF	20-31, L
O12	at LSU	14-70, L
O19	at Akron	23-28, L
O26	Missouri State	20-37, L
N9	Troy	20-17, W
N16	Louisiana	13-17, L

1992 2-9

Head Coach: Ray Perkins

Home: 1-3 | Away: 1-6

S5	at Toledo	0-49, L
S12	at 13 Oklahoma	0-61, L
S19	Northern Illinois	0-31, L
S26	Southern Illinois	42-38, W
O3	Northwestern State	18-24, L
O10	Troy	7-41, L
O17	at Memphis	7-37, L
O24	at 25 Mississippi State	6-56, L
O31	at Louisiana Tech	0-23, L
N14	at East Carolina	18-35, L
N21	at Louisiana%	20-7, W

% called in 4th Qtr due to lightning

1993 2-8-1 / 1-5 Big West

Head Coach: John Bobo

Home: 2-3 | Away: 0-5-1

S4	at 8 Florida	6-44, L
S11	New Mexico State*	19-22, L
S18	at Northern Illinois*	7-23, L
S25	Southern Illinois	27-6, W
O2	at Louisiana Tech*	3-17, L
O9	at Memphis	3-45, L
O16	Louisiana*	3-19, L
O23	at Mississippi State	15-15, T
N6	ULM	10-42, L
N13	at Pacific*	6-20, L
N20	Nevada*	23-21, W

1994 1-10 / 0-6 Big West

Head Coach: John Bobo

Home: 1-3 | Away: 0-7

S3	at 21 Virginia Tech	7-34, L
S10	at Nevada*	0-18, L
S17	Southern Illinois	41-14, W
S24	at New Mexico State*	17-24, L
O1	at Mississippi State	3-49, L
O8	at Louisiana*	0-26, L
O15	at Memphis	6-15, L
O22	Pacific*	16-30, L
N5	Northern Illinois*	16-38, L
N12	at 10 Colorado State	3-48, L
N19	Louisiana Tech*	14-20, L

1995 6-5 / 3-3 Big West

Head Coach: John Bobo

Home: 5-1 | Away: 1-4

S2	Utah State*	21-17, W
S9	at UNLV*	23-28, L
S16	Southern Illinois	14-9, W
S23	at Louisiana Tech*	25-28, L
S30	at Minnesota	7-55, L
O7	Louisiana*	9-33, L
O14	at 25 Texas Tech	25-63, L
O28	Jacksonville State	37-6, W
N4	San Jose State*	21-7, W
N11	at Northern Illinois*	28-21, W
N18	Mississippi Valley State	55-3, W

1996 4-7

Head Coach: John Bobo

Home: 4-1 | Away: 0-6

A31	at 19 BYU	9-58, L
S7	Austin Peay	24-0, W
S14	at UAB	17-42, L
S21	Northern Illinois	30-31, L
O5	Central Arkansas	17-7, W
O12	at Louisiana	31-42, L
O19	Southeast Missouri	38-9, W
O26	at Ole Miss	21-38, L
N2	at East Carolina	16-34, L
N9	Louisiana Tech	55-38, W
N16	at Nevada	14-66, L



YEAR-BY-YEAR RESULTS

RESULTS

1997 2-9

Head Coach: Joe Hollis

Home: 2-3 | Away: 0-6

A30	at Georgia	7-38, L
S13	Central Arkansas	36-35, W
S20	Southern Utah	24-34, L
S27	at 14 Virginia Tech	0-50, L
O4	Louisiana	38-41, L
O11	at Memphis	9-38, L
O18	at Louisiana Tech	14-42, L
O25	at New Mexico State	20-34, L
N1	at Miami (Fla.)	10-42, L
N8	Missouri State	35-27, W
N22	UAB	7-13, L

1998 4-8

Head Coach: Joe Hollis

Home: 3-3 | Away: 1-5

S5	at Minnesota	14-17, L
S12	at 7 LSU	6-42, L
S19	Missouri State	28-24, W
S26	at Hawaii	20-0, W
O3	New Mexico State	34-31 ^{OT} , W
O10	Idaho	14-52, L
O17	at Louisiana	19-21, L
O24	at Ole Miss	17-30, L
O31	at Memphis	19-35, L
N7	Louisiana Tech	21-69, L
N14	ULM	17-13, W
N21	Cincinnati	7-51, L

1999 4-7 / 2-3 Big West

Head Coach: Joe Hollis

Home: 3-2 | Away: 1-5

S4	at Illinois	3-41, L
S11	at Ole Miss	14-38, L
S18	at Memphis	26-31, L
S25	TCU	21-24, L
O2	Sam Houston State	45-20, W
O9	at Utah State*	14-20, L
O16	Idaho*	24-30 ^{OT} , L
O23	at North Texas*	14-10, W
O30	Louisiana*	31-27, W
N6	at Boise State*	10-63, L
N13	Nevada	44-28, W

2000 1-10 / 1-4 Big West

Head Coach: Joe Hollis

Home: 4-1 | Away: 4-3-1

S2	at NC State	31-38 ^{2OT} , L
S9	at 20 Oklahoma	7-45, L
S16	Memphis	17-19, L
S23	at 18 TCU	3-52, L
S30	Richmond	27-30, L
O7	at Ole Miss	10-35, L
O14	at Idaho*	25-42, L
O21	New Mexico State*	29-35 ^{OT} , L
O28	at Utah State*	31-44, L
N4	Boise State*	14-42, L
N11	North Texas*	53-28, W

2001 2-9 / 2-4 Sun Belt

Head Coach: Joe Hollis

Home: 2-4 | Away: 0-5

S1	at Georgia	17-45, L
S8	at Baylor	3-24, L
S22	Jacksonville State	28-31, L
O6	Ole Miss	17-35, L
O13	Louisiana*	26-20, W
O20	at North Texas*	0-45, L
O27	Idaho*	34-31, W
N3	at Middle Tennessee*	6-54, L
N10	at New Mexico State*	17-28, L
N17	ULM*	7-16, L
N22	Nicholls	22-28, L

2002 6-7 / 3-3 Sun Belt

Head Coach: Steve Roberts

Home: 4-2 | Away: 2-4 | Neutral: 0-1

A25	at 16 Virginia Tech	7-63, L
A31	San Jose State [^]	14-33, L
S7	Tulsa	21-19, W
S14	at Illinois	7-59, L
S21	at ULM*	33-21, W
S28	UT Martin	30-10, W
O5	Middle Tennessee*	13-7, W
O12	at 25 Ole Miss	17-52, L
O19	North Texas*	10-13, L
O26	New Mexico State*	21-26, L
N2	Southern Utah	38-16, W
N9	at Louisiana*	10-13, L
N16	at Idaho*	38-29, W

[^] game played in Little Rock, Ark.



YEAR-BY-YEAR RESULTS

RESULTS

2003 5-7 / 3-3 Sun Belt

Head Coach: Steve Roberts

Home: 3-1 | Away: 1-6 | Neutral: 1-0

A30	at Texas A&M	11-26, L
S6	UT Martin	63-6, W
S13	Southeast Missouri	21-3, W
S20	at Tulsa	7-54, L
S27	at Memphis	16-38, L
O4	ULM* [^]	44-41, W
O11	at Ole Miss	0-55, L
O25	at Utah State*	0-49, L
N1	at New Mexico State*	28-24, W
N8	Idaho*	24-23, W
N15	at North Texas*	14-58, L
N20	Middle Tennessee*	14-24, L

[^] game played in Little Rock, Ark.

2004 3-8 / 3-4 Sun Belt

Head Coach: Steve Roberts

Home: 2-2 | Away: 1-6

S4	at 18 Missouri	20-52, L
S11	at 6 LSU	3-53, L
S18	25 Memphis	35-47, L
S25	at ULM*	28-21, W
O2	at Ole Miss	21-28, L
O9	at Middle Tennessee*	17-45, L
O16	Troy*	13-9, W
O23	at Louisiana*	24-27, L
N6	at Idaho*	31-45, L
N11	Utah State*	16-7, W
N18	North Texas*	7-31, L

2005 6-6* / 5-2* Sun Belt

Head Coach: Steve Roberts

Home: 5-0 | Away: 1-4 | Neutral: 0-2

S3	Missouri [^]	17-44, L
S10	UT Martin	56-7, W*
S17	at Oklahoma State	10-20, L
S24	FIU*	66-24, W*
O1	at ULM*	27-31, L
O13	Louisiana*	39-36, W*
O22	Florida Atlantic*	3-0 ^{OT} , W*
N5	at Middle Tennessee*	7-45, L
N12	Troy*	9-3, W
N19	at Army	10-38, L
N26	at North Texas	31-24, W

New Orleans Bowl (Lafayette, La.)

D20 Southern Miss 19-31, L

[^] game played in Kansas City, Mo.

* Win(s) later vacated due to NCAA sanctions

2006 6-6* / 4-3* Sun Belt

Head Coach: Steve Roberts

Home: 3-1 | Away: 3-4 | Neutral: 0-1

S2	Army	14-6, W*
S9	Oklahoma State [^]	7-35, L
S23	at SMU	9-55, L
S30	at FIU*	31-6, W*
O7	ULM*	10-6, W*
O14	at Memphis	26-23, W*
O21	North Texas*	29-10, W*
O28	at Florida Atlantic*	0-29, L
N4	at 6 Auburn	0-27, L
N11	Middle Tennessee*	10-38, L
N18	at Troy	33-26, W*
N25	at Louisiana*	13-28, L

[^] game played in Little Rock, Ark.

* Win(s) later vacated due to NCAA sanctions.



YEAR-BY-YEAR RESULTS



Playing in its first game as Red Wolves, A-State defeated Texas A&M in 2008

2007 5-7 / 3-4 Sun Belt

Head Coach: Steve Roberts

Home: 5-1 | Away: 0-6

S1	at 4 Texas	13-21, L
S15	SMU	45-28, W
S22	at Tennessee	27-48, L
S27	Memphis	35-31, W
O6	at ULM*	13-30, L
O13	Louisiana*	52-21, W
O20	at Middle Tennessee*	7-24, L
O27	Troy*	0-27, L
N3	FIU*	27-24, W
N10	at Florida Atlantic*	31-34, L
N15	North Texas*	31-27, W
N24	at Southern Miss	10-16, L

2008 6-6 / 4-3 Sun Belt

Head Coach: Steve Roberts

Home: 4-1 | Away: 2-5

A30	at Texas A&M	18-14, W
S6	Texas Southern	83-10, W
S13	Southern Miss	24-27, L
S20	Middle Tennessee*	31-14, W
S27	at Memphis	17-29, L
O11	ULM*	37-29, W
O18	at Louisiana*	23-28, L
N1	at 2 Alabama	0-35, L
N8	at FIU*	21-22, L
N22	Florida Atlantic*	28-14, W
N29	at North Texas*	33-28, W
D6	at Troy*	9-35, L

RESULTS



YEAR-BY-YEAR RESULTS

RESULTS

2009 4-8 / 3-5 Sun Belt

Head Coach: Steve Roberts

Home: 3-2 | Away: 1-6

S5	Mississippi Valley State	61-0, W
S12	at 22 Nebraska	9-38, L
S26	Troy*	27-30, L
O3	at 13 Iowa	21-24, L
O13	at ULM*	10-16, L
O24	FIU*	27-10, W
O31	at Louisville	13-21, L
N7	Louisiana*	18-21, L
N14	at Florida Atlantic*	18-35, L
N21	at Middle Tennessee*	14-38, L
N28	North Texas*	30-26, W
D3	at Western Kentucky*	24-20, W

2010 4-8 / 4-4 Sun Belt

Head Coach: Steve Roberts

Home: 3-2 | Away: 1-6

S4	at 21 Auburn	26-52, L
S11	at Louisiana*	24-31, L
S18	ULM*	34-20, W
S25	at Troy*	28-35, L
O2	Louisville	24-34, L
O9	at North Texas*	24-19, W
O16	at Indiana	34-36, L
O23	Florida Atlantic*	37-16, W
N2	Middle Tennessee*	51-24, W
N13	Western Kentucky*	35-36 ^{OT} , L
N20	at Navy	19-35, L
N27	at FIU*	24-31, L

2011 10-3 / 8-0 Sun Belt

Head Coach: Hugh Freeze

Home: 6-0 | Away: 4-2 | Neutral: 0-1

S3	at Illinois	15-33, L
S10	Memphis	47-3, W
S17	at 13 Virginia Tech	7-26, L
S24	Central Arkansas	53-24, W
O1	at Western Kentucky*	26-22, W
O8	at ULM*	24-19, W
O18	FIU*	34-16, W
O29	North Texas*	37-14, W
N5	at Florida Atlantic*	39-21, W
N12	Louisiana*	30-21, W
N19	at Middle Tennessee*	45-19, W
D3	Troy*	45-14, W

GoDaddy.com Bowl (Mobile, Ala.)

J8 Northern Illinois 20-38, L

2012 10-3 / 7-1 Sun Belt

Head Coach: Gus Malzahn

Home: 5-1 | Away: 4-2 | Neutral: 1-0

S1	at 5 Oregon	34-57, L
S8	Memphis	33-28, W
S15	at Nebraska	13-42, L
S22	Alcorn State	56-0, W
S29	Western Kentucky*	13-26, L
O4	at FIU*	34-20, W
O13	South Alabama*	36-29, W
O23	at Louisiana*	50-27, W
N3	at North Texas*	37-19, W
N8	ULM*	45-23, W
N17	at Troy*	41-34, W
D1	Middle Tennessee*	45-0, W

GoDaddy.com Bowl (Mobile, Ala.)

J6 25 Kent State 17-13, W



YEAR-BY-YEAR RESULTS

2013 8-5 / 5-2 Sun Belt

Head Coach: Bryan Harsin

Home: 6-0 | Away: 4-2 | Neutral: 0-1

A31	Arkansas-Pine Bluff	62-11, W
S7	at Auburn	9-38, L
S12	Troy*	41-34, W
S21	at Memphis	7-31, L
S28	at Missouri	19-41, L
O12	Idaho*	48-24, W
O22	Louisiana*	7-23, L
N2	at South Alabama*	17-16, W
N9	at ULM*	42-14, W
N16	Texas State*	38-21, W
N23	Georgia State*	35-33, W
N30	at Western Kentucky*	31-34, L

GoDaddy.com Bowl (Mobile, Ala.)

J5	Ball State	23-20, W
----	------------	----------

2014 7-6 / 5-3 Sun Belt

Head Coach: Blake Anderson

Home: 5-1 | Away: 2-4 | Neutral: 0-1

A30	Montana State	37-10, W
S6	at Tennessee	19-34, L
S13	at Miami (Fla.)	20-41, L
S20	Utah State	21-14 ^{OT} , W
O4	ULM*	28-14, W
O11	at Georgia State*	52-10, W
O21	at Louisiana*	40-55, L
N1	at Idaho*	44-28, W
N8	South Alabama*	45-10, W
N15	Appalachian State*	32-37, L
N20	at Texas State*	27-45, L
N29	New Mexico State*	68-35, W

GoDaddy.com Bowl (Mobile, Ala.)

J4	Toledo	44-63, L
----	--------	----------

2015 9-4 / 8-0 Sun Belt

Head Coach: Blake Anderson

Home: 5-1 | Away: 4-2 | Neutral: 0-1

S5	at 8 USC	6-55, L
S12	21 Missouri	20-27, L
S19	Missouri State	70-7, W
S26	at Toledo	7-37, L
O3	Idaho*	49-35, W
O13	at South Alabama*	49-31, W
O20	Louisiana*	37-27, W
O31	Georgia State*	48-34, W
N5	at Appalachian State*	40-27, W
N14	at ULM*	59-21, W
N28	at New Mexico State*	52-28, W
D5	Texas State*	55-17, W

New Orleans Bowl (New Orleans, La.)

D19	Louisiana Tech	28-47, L
-----	----------------	----------

2016 8-5 / 7-1 Sun Belt

Head Coach: Blake Anderson

Home: 5-1 | Away: 2-4 | Neutral: 1-0

S2	Toledo	10-31, L
S10	at Auburn	14-51, L
S16	at Utah State	20-34, L
S24	Central Arkansas	23-28, L
O5	Georgia Southern*	27-26, W
O15	South Alabama*	17-7, W
O29	ULM*	51-10, W
N3	at Georgia State*	31-16, W
N12	New Mexico State*	41-22, W
N17	at 25 Troy*	35-3, W
N26	at Louisiana*	19-24, L
D3	at Texas State*	36-14, W

Cure Bowl (Orlando, Fla.)

D17	UCF	31-13, W
-----	-----	----------

RESULTS



YEAR-BY-YEAR RESULTS

RESULTS

2017 7-5 / 6-2 Sun Belt

Head Coach: Blake Anderson

Home: 4-1 | Away: 3-3 | Neutral: 0-1

S2	at Nebraska	36-43, L
S16	Arkansas-Pine Bluff	48-3, W
S23	at SMU	21-44, L
O4	at Georgia Southern*	43-25, W
O14	Coastal Carolina*	51-17, W
O19	Louisiana*	47-3, W
O28	at New Mexico State*	37-21, W
N11	at South Alabama*	19-24, L
N18	Texas State*	30-12, W
N25	at ULM*	67-50, W
D2	Troy*	25-32, L

Camellia Bowl (Montgomery, Ala.)

D16	Middle Tennessee	30-35, L
-----	------------------	----------

2018 8-5 / 5-3 Sun Belt

Head Coach: Blake Anderson

Home: 5-1 | Away: 3-3 | Neutral: 0-1

S1	Southeast Missouri	48-21, W
S8	at 1 Alabama	7-57, L
S15	at Tulsa	29-20, W
S22	UNLV	27-20, W
S29	at Georgia Southern*	21-28, L
O9	Appalachian State*	9-35, L
O18	Georgia State*	51-35, W
O27	at Louisiana*	43-47, L
N3	South Alabama*	38-14, W
N10	at Coastal Carolina*	44-16, W
N17	ULM*	31-17, W
N24	at Texas State*	33-7, W

Arizona Bowl (Tucson, Ariz.)

D29	Nevada	13-16 ^{OT} , L
-----	--------	-------------------------

2019 8-5 / 5-3 Sun Belt

Head Coach: Blake Anderson

Home: 4-2 | Away: 3-3 | Neutral: 1-0

A31	SMU	30-37, L
S7	at UNLV	43-17, W
S14	at 3 Georgia	0-55, L
S21	Southern Illinois	41-28, W
S28	at Troy*	50-43, W
O5	at Georgia State*	38-52, L
O17	Louisiana*	20-37, L
O26	Texas State*	38-14, W
N2	at ULM*	48-41, W
N16	Coastal Carolina*	28-27, W
N23	Georgia Southern*	38-33, W
N29	at South Alabama*	30-34, L

Camellia Bowl (Montgomery, Ala.)

D21	FIU	34-26, W
-----	-----	----------

2020 4-7 / 2-6 Sun Belt

Head Coach: Blake Anderson

Home: 3-2 | Away: 1-5

S5	at Memphis	24-37, L
S12	at Kansas State	35-31, W
O3	at Coastal Carolina*	23-52, L
O10	Central Arkansas	50-27, W
O15	Georgia State*	59-52, W
O22	at Appalachian State*	17-45, L
O31	Troy*	10-38, L
N7	at Louisiana*	20-27, L
N21	at Texas State*	45-47, L
N28	South Alabama*	31-38, L
D5	ULM*	48-15, W



YEAR-BY-YEAR RESULTS

2021 2-10 / 1-7 Sun Belt

Head Coach: Butch Jones

Home: 1-5 | Away: 1-5

S4	Central Arkansas	40-21, W
S11	Memphis	50-55, L
S18	at Washington	3-52, L
S25	at Tulsa	34-41, L
O2	at Georgia Southern*	33-59, L
O7	15 Coastal Carolina*	20-52, L
O21	Louisiana*	27-28, L
O30	at South Alabama*	13-31, L
N6	Appalachian State*	14-48, L
N13	at ULM*	27-24, W
N20	at Georgia State*	20-28, L
N27	Texas State*	22-24, L

2022 3-9 / 1-7 Sun Belt

Head Coach: Butch Jones

Home: 3-3 | Away: 0-6

S3	Grambling	58-3, W
S10	at 3 Ohio State	12-45, L
S17	at Memphis	32-44, L
S24	at Old Dominion*	26-29, L
O1	ULM*	45-28, W
O8	James Madison*	20-52, L
O15	at Southern Miss*	19-20, L
O22	at Louisiana*	18-38, L
O29	South Alabama*	3-31, L
N12	UMass	35-33, W
N19	at Texas State*	13-16, L
N26	Troy*	19-48, L

2023 6-7 / 4-4 Sun Belt

Head Coach: Butch Jones

Home: 4-2 | Away: 2-4 | Neutral: 0-1

S2	at 20 Oklahoma	0-73, L
S9	Memphis	3-37, L
S16	Stony Brook	31-7, W
S23	Southern Miss	44-37, W
S30	at UMass	52-28, W
O7	at Troy	3-37, L
O21	Coastal Carolina	17-27, L
O28	at ULM	34-24, W
N4	Louisiana	37-17, W
N11	at South Alabama	14-21, L
N18	Texas State	77-31, W
N25	at Marshall	21-35, L
D23	vs Northern Illinois	19-21, L

RESULTS



YEARLY RESULTS

RESULTS

Year	Head Coach	W-L-T	Pts	Opp.	H	A	N	Conf.
1911	F.T. Parks	1-1-0	12	11	-	-	-	-
1912	F.T. Parks	3-1-0	39	20	-	-	-	-
1913	Clint Young	3-1-1	157	30	-	-	-	-
1914	E.W. Brannon	4-3-0	85	94	-	-	-	-
1915	E.W. Brannon	4-1-1	100	13	-	-	-	-
1916	E.W. Brannon	4-3-0	72	15	-	-	-	-
1917	E.W. Brannon	4-2-1	158	54	-	-	-	-
1918	No Team							
1919	Foy Hammons	2-5-0	27	101	-	-	-	-
1920	Foy Hammons	3-3-0	56	97	-	-	-	-
1921	Foy Hammons	3-2-1	47	33	-	-	-	-
1922	Tom Dandeleit	0-7-0	0	401	-	-	-	-
1923	Tom Dandeleit	0-6-1	0	164	-	-	-	-
1924	Bill Stanley	4-4-0	95	56	-	-	-	-
1925	Herbert Schwartz	4-3-1	65	118	-	-	-	-
1926	Herbert Schwartz	4-3-1	60	71	-	-	-	-
1927	Herbert Schwartz	4-3-0	61	66	-	-	-	-
1928	Herbert Schwartz	3-3-1	105	65	-	-	-	-
1929	Herbert Schwartz	2-5-0	61	137	-	-	-	-
1930	Herbert Schwartz	1-4-3	20	84	-	-	-	-
1931	Jack Dale	6-2-0	98	53	-	-	-	-
1932	E.T. Renfro	3-4-0	98	73	-	-	-	-
1933	E.T. Renfro	2-4-2	34	79	-	-	-	-
1934	Tommie Mills	2-5-1	31	80	-	-	-	-
1935	Tommie Mills	2-7-0	38	198	-	-	-	-
1936	Leslie Speck	3-5-0	54	188	-	-	-	-
1937	Leslie Speck	1-5-0	16	267	-	-	-	-
1938	Leslie Speck	3-3-0	54	68	-	-	-	-
1939	Bill Adams	4-3-0	65	98	-	-	-	-
1940	Bill Adams	1-4-2	45	98	-	-	-	-
1941	Bill Adams	0-7-0	0	308	-	-	-	-
1942	No Team							
1943	No Team							
1944	No Team							
1945	J.A. Tomlinson	2-4-1	51	95	-	-	-	-
1946	Forrest England	4-3-3	99	103	-	-	-	-
1947	Forrest England	4-2-3	159	91	-	-	-	-
1948	Forrest England	4-4-1	131	186	-	-	-	-
1949	Forrest England	5-4-0	111	149	-	-	-	-
1950	Forrest England	6-3-0	200	179	3-1-0	3-2-0	-	-
1951	Forrest England	10-2-0	456	98	4-0-0	5-1-0	1-1-0	-
1952	Forrest England	8-3-0	351	117	4-1-0	4-1-0	0-1-0	-
1953	Forrest England	8-0-2	239	65	4-0-1	4-0-0	0-0-1	-
1954	Glenn Harmeson	1-8-0	74	349	1-4-0	0-4-0	-	-
1955	Gene Harlow	6-3-0	202	127	2-2-0	4-1-0	-	-



YEARLY RESULTS

Year	Head Coach	W-L-T	Pts	Opp.	H	A	N	Conf.
1956	Gene Harlow	5-4-0	193	170	3-1-0	2-3-0	-	-
1957	Gene Harlow	4-5-0	138	180	3-1-0	1-4-0	-	-
1958	Hugh Taylor	4-5-0	162	176	2-2-0	2-3-0	-	-
1959	Hugh Taylor	3-6-0	171	214	3-2-0	0-4-0	-	-
1960	King Block	4-5-0	116	138	2-2-0	2-3-0	-	-
1961	King Block	3-6-0	84	179	2-2-0	1-4-0	-	-
1962	King Block	6-3-0	146	96	4-1-0	2-2-0	-	-
1963	Bennie Ellender	2-6-0	159	174	2-4-0	0-2-0	-	-

Southland Conference

1964	Bennie Ellender	7-0-2	148	61	3-0-1	4-0-1	-	2-0-2
1965	Bennie Ellender	6-3-0	157	107	4-1-0	2-2-0	-	1-3-0
1966	Bennie Ellender	7-2-0	222	109	3-1-0	4-1-0	-	2-2-0
1967	Bennie Ellender	4-5-0	126	116	2-2-0	2-2-0	0-1-0	2-2-0
1968	Bennie Ellender	7-3-1	245	172	4-0-0	2-2-1	1-1-0	3-0-1
1969	Bennie Ellender	8-1-1	262	140	3-0-1	3-1-0	2-0-0	4-0-0
1970	Bennie Ellender	11-0-0	360	134	5-0-0	4-0-0	2-0-0	4-0-0
1971	Bill Davidson	4-4-1	174	147	2-1-1	1-3-0	1-0-0	1-3-1
1972	Bill Davidson	3-8-0	163	198	0-4-0	3-3-0	0-1-0	1-4-0
1973	Bill Davidson	7-3-0	249	166	5-0-0	1-3-0	1-0-0	3-2-0
1974	Bill Davidson	7-3-0	215	122	5-0-0	1-3-0	1-0-0	3-2-0
1975	Bill Davidson	11-0-0	355	81	5-0-0	5-0-0	1-0-0	5-0-0
1976	Bill Davidson	5-6-0	274	221	3-2-0	2-4-0	-	2-3-0
1977	Bill Davidson	7-4-0	184	214	3-2-0	4-2-0	-	2-3-0
1978	Bill Davidson	7-4-0	163	144	4-0-0	3-3-0	0-1-0	4-1-0
1979	Larry Lacewell	4-7-0	167	188	2-3-0	2-4-0	-	1-4-0
1980	Larry Lacewell	2-9-0	129	269	2-3-0	0-6-0	-	0-5-0
1981	Larry Lacewell	6-5-0	177	159	3-2-0	3-3-0	-	3-2-0
1982	Larry Lacewell	5-6-0	170	244	2-3-0	3-3-0	-	2-3-0
1983	Larry Lacewell	5-5-1	195	226	3-2-0	2-2-1	0-1-0	3-3-0
1984	Larry Lacewell	8-4-1	347	187	5-0-1	3-4-0	-	4-1-0
1985	Larry Lacewell	9-4-0	322	169	6-0-0	3-4-0	-	5-1-0
1986	Larry Lacewell	12-2-1	452	210	8-0-0	4-1-1	0-1-0	5-0-0

Independent

1987	Larry Lacewell	8-4-1	395	277	4-1-0	4-3-1	-	-
1988	Larry Lacewell	5-6-0	261	245	2-2-0	3-4-0	-	-
1989	Larry Lacewell	5-6-0	261	265	2-3-0	3-3-0	-	-
1990	Al Kincaid	3-7-1	200	313	2-1-0	1-6-1	-	-
1991	Al Kincaid	1-10-0	189	361	1-5-0	0-5-0	-	-
1992	Ray Perkins	2-9-0	118	402	1-3-0	1-6-0	-	-

Big West Conference

1993	John Bobo	2-8-1	122	274	2-3-0	0-5-1	-	1-5-0
1994	John Bobo	1-10-0	123	316	1-3-0	0-7-0	-	0-6-0
1995	John Bobo	6-5-0	265	270	5-1-0	1-4-0	-	3-3-0

Independent

1996	John Bobo	4-7	246	332	4-1	0-6	-	-
------	-----------	-----	-----	-----	-----	-----	---	---



YEARLY RESULTS

RESULTS

Year	Head Coach	W-L-T	Pts	Opp.	H	A	N	Conf.
1997	Joe Hollis	2-9	201	394	2-3	0-6	-	-
1998	Joe Hollis	4-8	216	385	3-3	1-5	-	-
Big West Conference								
1999	Joe Hollis	4-7	246	332	3-2	1-5	-	2-3
2000	Joe Hollis	1-10	247	410	1-4	0-6	-	1-4
Sun Belt Conference								
2001	Joe Hollis	2-9	177	357	2-4	0-5	-	2-4
2002	Steve Roberts	6-7	259	361	4-2	2-4	0-1	3-3
2003	Steve Roberts	5-7	242	401	3-1	1-6	0-1	3-3
2004	Steve Roberts	3-8	215	365	2-2	1-6	-	3-4
2005	Steve Roberts	6-6*	294	303	5-0*	1-4*	0-2	5-2*
2006	Steve Roberts	6-6*	182	289	3-1*	3-4*	0-1	4-3*
2007	Steve Roberts	5-7	291	331	5-1	0-6	-	3-4
2008	Steve Roberts	6-6	182	289	4-1	2-5	-	4-3
2009	Steve Roberts	4-8	272	279	3-2	1-6	-	3-5
2010	Steve Roberts	4-8	360	369	3-2	1-6	-	4-4
2011	Hugh Freeze	10-3	422	270	6-0	4-2	0-1	8-0
2012	Gus Malzahn	10-3	454	318	5-1	4-2	1-0	7-1
2013	Bryan Harsin	8-5	379	340	5-1	2-4	1-0	5-2
2014	Blake Anderson	7-6	477	396	5-1	2-4	0-1	5-3
2015	Blake Anderson	9-4	520	393	5-1	4-2	0-1	8-0
2016	Blake Anderson	8-5	355	279	4-2	3-3	1-0	7-1
2017	Blake Anderson	7-5	454	309	4-1	3-3	0-1	6-2
2018	Blake Anderson	8-5	394	333	4-2	3-3	1-0	5-3
2019	Blake Anderson	8-5	438	444	4-2	3-3	1-0	5-3
2020	Blake Anderson	4-7	362	409	3-2	1-5	0-0	2-6
2021	Butch Jones	2-10	303	463	1-5	1-5	0-0	1-7
2022	Butch Jones	3-9	300	377	3-3	0-6	0-0	1-7
2023	Butch Jones	6-7	352	395	4-2	2-4	0-1	4-4
Totals		496-526-37*						

* 4 wins in 2005 and 6 wins in 2006 later vacated due to NCAA sanctions.
Shading reflects conference champion



BY THE DECADE RESULTS

1911-1919 (25-17-3, .589) Points

Home: N/A	Less than 10: 7-17-3
Away: N/A	10-20: 10-0-0
Neutral: N/A	21-30: 3-0-0
	31-40: 0-0-0
	More than 40: 5-0-0

1920-29 (27-39-5, .416) Points

Home: N/A	Less than 10: 5-35-5
Away: N/A	10-20: 16-4-0
Neutral: N/A	21-30: 4-0-0
	31-40: 1-0-0
	More than 40: 1-0-0

1930-39 (27-42-6, .400) Points

Home: N/A	Less than 10: 10-41-6
Away: N/A	10-20: 12-1-0
Neutral: N/A	21-30: 3-0-0
	31-40: 1-0-0
	More than 40: 1-0-0

1940-49 (20-28-10, .431) Points

Home: N/A	Less than 10: 3-23-6
Away: N/A	10-20: 9-5-4
Neutral: N/A	21-30: 6-0-0
	31-40: 1-0-0
	More than 40: 1-0-0

1950-59 (55-39-2, .590) Points

Home: 29-14-1	Less than 10: 0-25-1
Away: 25-23-0	10-20: 10-14-1
Neutral: 1-2-1	21-30: 13-0-0
	31-40: 15-0-0
	More than 40: 17-0-0

1960-69 (54-34-4, .609) Points

Home: 29-13-2	Less than 10: 4-23-2
Away: 22-19-2	10-20: 21-7-1
Neutral: 3-2-0	21-30: 17-3-1
	31-40: 7-1-0
	More than 40: 6-0-0

1970-79 (66-39-1, .627) Points

Home: 34-12-1	Less than 10: 3-15-0
Away: 26-25-0	10-20: 16-17-1
Neutral: 6-2-0	21-30: 24-7-0
	31-40: 13-0-0
	More than 40: 10-0-0

1980-89 (65-51-4, .558) Points

Home: 37-16-1	Less than 10: 1-18-0
Away: 28-33-3	10-20: 17-18-3
Neutral: 0-2-0	21-30: 19-12-1
	31-40: 16-2-0
	More than 40: 12-1-0

1990-99 (29-80-2, .270) Points

Home: 24-25-0	Less than 10: 0-33-0
Away: 5-55-2	10-20: 9-28-1
Neutral: 0-0-0	21-30: 8-17-1
	31-40: 6-2-0
	More than 40: 6-0-0

2000-09 (34-74-0*, .315) Points

Home: 25-18-0	Less than 10: 1-23-0
Away: 8-52-0	10-20: 4-31-0
Neutral: 1-4-0	21-30: 12-15-0
	31-40: 10-5-0
	More than 40: 7-0-0

** 10 wins (4 in 2005, 6 in 2006) vacated due to NCAA sanctions. Actual on-field record for decade is 44-74-0 (.373). Actual on-field H/A/N record for decade is 32-18-0 (Home), 11-52-0 (Away) and 1-4-0 (Neutral)*

2010-19 (79-49-0, .617) Points

Home: 46-12	Less than 10: 0-9-0
Away: 29-32	10-20: 3-16-0
Neutral: 4-5	21-30: 12-14-0
	31-40: 25-8-0
	More than 40: 39-2-0

2020-23 (15-33, .312) Points

Home: 11-12	Less than 10: 0-5-0
Away: 4-20	10-20: 0-15-0
Neutral: 0-1	21-30: 1-6-0
	31-40: 6-4-0
	More than 40: 8-2-0



HOMECOMING GAME RESULTS

RESULTS

Year	Opponent	Result	Queen
1921	Central Arkansas	6-13, L	
1922	Arkansas Tech	0-69, L	AG McGill*
1923	ASU Alumni	0-0, T	Jewell Smith*
1924	ASU Alumni	24-0, W	Mae Nichols*
1925	Central Arkansas	12-6, W	Amelia Griffin*
1926	Lyon College	14-7, W	
1927	Mayfield College	12-0, W	Elizabeth Altman
1928	Little Rock	6-0, W	
1929	Lyon College	13-54, L	Martha Little
1930	Lyon College	0-27, L	Eila McElyea
1931	Southern Arkansas	13-7, W	GM Graves
1932	Arkansas-Monticello	0-13, L	Dorothy Matthews
1933			
1934			Nina Crockett
1935	Arkansas-Monticello	10-0, W	M. McGlasson
1936	Southern Arkansas	13-6, W	Lucie Mai Weaver
1937	UT Martin	7-16, L	Arlene Bullard
1938	Hendrix	0-6, L	Maggie Hogue
1939	Southern Illinois	7-0, W	Mildred Hout
1940	Austin Peay	13-0, W	B. Lawhon, H. Sturdivant
1946	Illinois Wesleyan	20-0, W	Doris Harding
1947	Central Arkansas	0-0, T	Betty Blackwood
1948	Henderson State	32-14, W	Jonny Bogess
1949	Delta State	7-6, W	Shirley Swaim
1950	Henderson State	27-13, W	Mary Dean
1951	North Alabama	35-13, W	Sue Tyler
1952	Lewis College	42-0, W	Nancy Cunningham
1953	Southern Arkansas	49-0, W	Mary Ann Donaldson
1954	Southeastern	0-51, L	Carolyn Bollinger
1955	Murray State	7-13, L	Ina Lee Wiles
1956	Louisiana Tech	21-13, W	Sue Fitzgerald
1957	SE Oklahoma	32-7, W	Nancy Hubbell
1958	Austin Peay	16-0, W	Gaylene Houck
1959	Murray State	36-18, W	Carol Carr
1960	Southern Miss	14-13, W	Sue Cato
1961	Murray State	22-14, W	Carolyn Cheek
1962	Southern Miss	7-20, L	Betty Dee Keith
1963	Murray State	33-34, L	Pat Warneke
1964	Delta State	7-6, W	Sue Stewart
1965	Murray State	27-13, W	Betty Steinsiek
1966	Lamar	0-17, L	Lynn Valenteen
1967	Abilene Christian	24-14, W	Ann Smithwick
1968	Lamar	48-17, W	Jennifer Ware
1969	Drake	21-21, T	Maria Stewart
1970	North Dakota	23-18, W	Holly Dodd
1971	UT Arlington	28-7, W	Phoebe Cyrus
1972	Trinity	22-32, L	Tonya Hottel
1973	Illinois State	38-20, W	Veda Bunch
1974	ULM	17-14, W	Marilyn Broadway
1975	Chattanooga	48-0, W	Rene Scaife
1976	Lamar	31-0, W	LaDoris Speights
1977	Louisiana	17-15, W	Christi Flynn
1978	Lamar	6-3, W	Lee Ann Longinotti
1979	Lamar	10-20, L	Debbie Shumaker
1980	McNeese State	28-36, L	Becky Grace
1981	Louisiana	14-3, W	Sandy Statler
1982	McNeese State	10-21, L	Jennifer Green
1983	Louisiana Tech	21-7, W	Brooke Breeding

Year	Opponent	Result	Queen
1984	Lamar	37-10, W	Traci Carlson
1985	UT Arlington	13-12, W	Paula Gibson
1986	Lamar	56-7, W	Leith Mills
1987	North Texas	27-20, W	Fayeth Williams
1988	Illinois State	28-10, W	Kathy Desgranges
1989	Pittsburg State	13-34, L	Michelle Weser
1990	Northwestern State	16-8, W	Michelle Sample
1991	Missouri State	20-37, L	Tammy Thomas
1992	Northwestern State	18-24, L	Mitzi Talkington
1993	Louisiana	3-19, L	Marci Lawrence
1994	Pacific	16-30, L	Molly Mayer
1995	Jacksonville State	37-6, W	Angela Moore
1996	Southeast Missouri	38-9, W	Heather Harrison
1997	Louisiana	38-41, L	Sonja Reddick
1998	New Mexico State	34-31 ^{OT} , W	Jill Babb
1999	Idaho	24-30 ^{OT} , L	Andrea Hyman
2000	Richmond	27-30, L	Lorna Scaife
2001	Jacksonville State	28-31, L	Ellen Morgan
2002	North Texas	10-13, L	Shantell Jackson
2003	Southeast Missouri	21-3, W	Shelley Lumeck
2004	Troy	13-9, W	Lauren Davis
2005	Florida Atlantic	3-0, W	Tiffany Frazier
2006	North Texas	29-10, W	Lacey Hawkins
2007	Louisiana	52-21, W	Amy Smith
2008	Middle Tennessee	31-14, W	Anna Callaway
2009	FIU	27-10, W	Sharnea Diggs
2010	Louisville	24-34, L	Sydney Olinger
2011	North Texas	37-14, W	Candice Biggers
2012	South Alabama	36-29, W	Becca Hutchison
2013	Idaho	48-34, W	Stevie Oberrey
2014	ULM	28-24, W	Ellen Hakenwerth
2015	Idaho	49-35, W	Kaily Nix
2016	South Alabama	17-7, W	Hannah Aldridge
2017	Coastal Carolina	51-17, W	Jasmine Okafor
2018	South Alabama	38-14, W	Stacey Mott
2019	Texas State	38-14, W	Kynlee Cunningham
2020	Central Arkansas	50-27, W	Alexa Floyd
2021	Appalachian State	14-48, L	Maddyson Lamb
2022	ULM	45-28, W	Sydney Stauffer
2023	Coastal Carolina	17-27, L	Alandria Maddox

Totals 64-31-3



TOP-25 RESULTS

Rank	Record	Last	Rank	Record	Last
1	0-1	2018	14	0-1	2004
2	0-1	2008	15	0-1	2021
3	0-2	2022	16	0-1	2002
4	0-1	2007	17	--	--
5	0-1	2012	18	0-4	2004
6	0-2	2006	19	0-2	1996
7	0-1	1998	20	0-2	2023
8	0-2	2015	21	0-2	2015
9	0-1	1994	22	0-2	2010
10	--	--	23	--	--
11	--	--	24	--	--
12	--	--	25	2-4	2016
13	0-3	2011	Total	2-33	

No. 1		
Date	Opponent	Result
9/8/2018	at Alabama	7-57, L

No. 2		
Date	Opponent	Result
11/1/2008	at Alabama	0-35, L

No. 3		
Date	Opponent	Result
9/14/2019	at Georgia	0-55, L
9/10/2022	at Ohio State	12-45, L

No. 4		
Date	Opponent	Result
9/1/2007	at Texas	13-21, L

No. 5		
Date	Opponent	Result
9/1/2012	at Oregon	34-57, L

No. 6		
Date	Opponent	Result
9/11/2004	at LSU	3-53, L
11/4/2006	at Auburn	0-27, L

No. 7		
Date	Opponent	Result
9/12/1998	at LSU	6-42, L

No. 8		
Date	Opponent	Result
9/4/1993	at Florida	6-44, L
9/5/2015	at USC	6-55, L

No. 10		
Date	Opponent	Result
11/12/1994	at Colorado State	3-48, L

No. 13		
Date	Opponent	Result
9/12/1992	at Oklahoma	0-61, L
10/3/2009	at Iowa	21-24, L
9/17/2011	at Virginia Tech	7-26, L

No. 14		
Date	Opponent	Result
9/27/2004	at Virginia Tech	0-50, L

No. 15		
Date	Opponent	Result
10/7/2021	Coastal Carolina	20-52, L

No. 16		
Date	Opponent	Result
8/25/2002	at Virginia Tech	7-63, L

No. 18		
Date	Opponent	Result
11/15/1958	at Florida	7-51, L
10/20/1990	at Ole Miss	13-42, L
9/23/2000	at TCU	3-52, L
9/4/2004	at Missouri	20-52, L

No. 19		
Date	Opponent	Result
10/11/1986	at Mississippi State	9-24, L
8/31/1996	at BYU	9-58, L

No. 20		
Date	Opponent	Result
9/9/2000	at Oklahoma	7-45, L
9/2/2023	at Oklahoma	0-73, L

No. 21		
Date	Opponent	Result
9/3/1994	at Virginia Tech	7-34, L
9/12/2015	Missouri	20-27, L

No. 22		
Date	Opponent	Result
9/12/2009	at Nebraska	9-38, L
9/4/2010	at Auburn	26-52, L

No. 25		
Date	Opponent	Result
10/24/1992	at Mississippi State	6-56, L
10/14/1995	at Texas Tech	25-63, L
10/12/2002	at Ole Miss	17-52, L
9/18/2004	Memphis	35-47, L
1/6/2013	vs Kent State	17-13, W
11/17/2016	at Troy	35-3, W

RESULTS



TOTAL OFFENSE RECORDS

RECORDS

INDIVIDUAL SINGLE GAME

MOST PLAYS

Rk	No.	Player vs Opp.	Year
1	76	Fredi Knighten at Texas State	2014
2	74	Justice Hansen vs MTSU	2017
3	72	Justice Hansen at Nebraska	2017
4	68	Ryan Aplin vs Northern Ill.	2011
5	67	Justice Hansen at Louisiana	2016
6	66	Justice Hansen at Georgia Southern	2018
	66	Justice Hansen vs Troy	2017
8	63	Ryan Aplin at Western Kentucky	2011
9	62	Justice Hansen at South Alabama	2017
	62	Roy Johnson vs Louisiana	1990

MOST NET YARDS

Rk	No.	Player vs Opp.	Year
1	549	Justice Hansen at ULM	2017
2	489	Justice Hansen vs Troy	2017
3	454	Justice Hansen vs SEMO	2018
	454	Ryan Aplin at Troy	2012
5	449	Fredi Knighten vs NM State	2014
6	442	Layne Hatcher at ULM	2021
	442	Ryan Aplin at Louisiana	2010
8	440	Justice Hansen at Louisiana	2016
9	419	Justice Hansen vs Central Arkansas	2016
10	418	Jaylen Raynor at UMass	2023

MOST AVERAGE YARDS PER PLAY

Rk	No.	Player vs Opp.	Year
1	17.4	Dennis Forrest at Ole Miss	1988
	17.4	James Hamilton vs Lamar	1970
3	17.1	Putzer Dayton vs Texas A&M-Commerce	1987
4	15.4	Reggie Arnold vs Texas Southern	2008
	15.4	Brandon Thompkins at Troy	2006
6	14.3	Michael Gordon vs Troy	2013
7	13.1	Earl Easley vs Texas A&M-Commerce	1987
8	12.5	Larry Harris at Wyoming	1990

YEAR-BY-YEAR TOTAL OFFENSE LEADERS

Year	Name	Plays	Rush	Pass	Total
1950	Richie Voit	149	759	0	759
1951	Richie Voit	227	1125	0	1125
1952	Richie Voit	207	1250	0	1250
1953	Richie Voit	191	825	49	874
1954	Tommy Spiers	79	-36	368	332
1955	Tommy Spiers	126	5	519	524
1956	Eddie Romeo	111	701	0	701
1957	Bill Caldwell	116	-1	501	500
1958	Bill Caldwell	109	142	388	530
1959	Bill Caldwell	216	322	959	1281
1960	Jim McMurray	163	292	344	636
1961	Jim McMurray	142	191	331	522
1962	Sammy Weir	181	418	370	788
1963	Gary Everett	123	55	692	747
1964	Gary Everett	102	85	454	539

1965	Terry Gwin	165	534	292	826
1966	Tim Keane	214	-7	1015	1008
1967	Cecil LaGrone	192	-15	900	885
1968	James Hamilton	317	62	1238	1300
1969	James Hamilton	317	274	1172	1446
1970	James Hamilton	308	101	1622	1723
1971	James Hamilton	265	-56	1351	1295
1972	Stan Winfrey	168	869	0	869
1973	Steve Burks	237	580	407	987
1974	Willie Harris	151	654	0	654
1975	Dennis Bolden	186	1191	0	1191
1976	Leroy Harris	150	1046	0	1046
1977	Kennon Taylor	320	285	1404	1689
1978	Kennon Taylor	292	94	1087	1181
1979	Gene Bradley	320	350	1091	1441
1980	Erven Beasley	84	433	0	433
1981	Tim Langford	197	528	345	873
1982	Tim Langford	182	222	534	756
1983	Tim Langford	341	573	1156	1729
1984	Dwane Brown	286	500	748	1248
1985	Dwane Brown	334	675	1205	1880
1986	Dwane Brown	256	567	862	1429
1987	Dwane Brown	235	450	665	1115
1988	Earl Easley	242	861	169	1030
1989	Roy Johnson	312	925	941	1866
1990	Roy Johnson	388	380	1561	1941
1991	Roy Johnson	433	782	1747	2529
1992	Tom Sears	232	100	1159	1259
1993	Johnny Covington	242	-5	1069	1064
1994	Johnny Covington	213	-11	830	819
1995	Johnny Covington	395	-30	2127	2097
1996	Jeremie Watkins	236	-43	1481	1433
1997	Cleo Lemon	262	-62	1452	1390
1998	Cleo Lemon	454	-241	2721	2480
1999	Cleo Lemon	263	-94	1569	1475
2000	Cleo Lemon	350	-48	1964	1916
2001	Jonathan Adams	234	1004	0	1004
2002	Elliot Jacobs	340	193	1751	1944
2003	Elliot Jacobs	325	217	1537	1754
2004	Nick Noce	403	249	2115	2364
2005	Nick Noce	407	236	2052	2288
2006	Corey Leonard	338	331	1321	1652
2007	Corey Leonard	520	547	2735	2782
2008	Corey Leonard	463	516	2347	2863
2009	Corey Leonard	283	174	1416	1590
2010	Ryan Aplin	548	477	2939	3416
2011	Ryan Aplin	637	588	3588	4176
2012	Ryan Aplin	510	438	3342	3780
2013	Adam Kennedy	468	524	2363	2887
2014	Fredi Knighten	643	779	3277	4056
2015	Fredi Knighten	390	396	1835	2231
2016	Justice Hansen	419	131	2719	2850
2017	Justice Hansen	622	422	3967	4389
2018	Justice Hansen	567	411	3447	3858
2019	Layne Hatcher	389	46	2946	2992
2020	Layne Hatcher	237	15	2058	2073
2021	Layne Hatcher	392	-54	2423	2369
2022	James Blackman	408	-120	2471	2351
2023	Jaylen Raynor	408	373	2550	2923



TOTAL OFFENSE RECORDS

INDIVIDUAL SINGLE SEASON

MOST PLAYS

Rk	No.	Player	Year
1	643	Fredi Knighten	2014
2	637	Ryan Aplin	2011
3	622	Justice Hansen	2017
4	567	Justice Hansen	2018
5	548	Ryan Aplin	2010
6	520	Corey Leonard	2007
7	510	Ryan Aplin	2012
8	468	Adam Kennedy	2013
9	463	Corey Leonard	2008
10	454	Cleo Lemon	1998

MOST NET YARDS

Rk	No.	Player	Year
1	4389	Justice Hansen	2017
2	4176	Ryan Aplin	2011
3	4056	Fredi Knighten	2014
4	3858	Justice Hansen	2018
5	3780	Ryan Aplin	2012
6	3416	Ryan Aplin	2010
7	2992	Layne Hatcher	2019
8	2923	Jaylen Raynor	2023
9	2887	Adam Kennedy	2013
10	2863	Corey Leonard	2008

MOST AVERAGE YARDS PER PLAY

Rk	No.	Player	Year
1	9.3	Rocky Hayes	2012
2	7.7	Layne Hatcher	2019
3	7.4	Ryan Aplin	2012
	7.4	Lamont Zachery	1996
5	7.2	Jaylen Raynor	2023
	7.2	Derek Lawson	2008
7	7.1	Justice Hansen	2017
8	7.0	Leroy Harris	1976
	7.0	Leroy Harris	1975
10	6.9	Michael Gordon	2014

MOST AVERAGE YARDS PER GAME

Rk	No.	Player	Year
1	365.8	Justice Hansen	2017
2	321.2	Ryan Aplin	2011
3	312.0	Fredi Knighten	2014
4	299.2	Layne Hatcher	2019
5	296.8	Justice Hansen	2018
6	290.8	Ryan Aplin	2012
7	284.7	Ryan Aplin	2010
8	265.7	Jaylen Raynor	2023
9	252.9	Corey Leonard	2007
10	238.6	Corey Leonard	2008



QB Ryan Aplin (2009-12)

CAREER

MOST PLAYS

Rk	No.	Player	Year
1	1877	Ryan Aplin	2009-12
2	1608	Justice Hansen	2016-18
3	1604	Corey Leonard	2006-09
4	1329	Cleo Lemon	1997-00
5	1238	Roy Johnson	1988-91
6	1207	James Hamilton	1968-71
7	1157	Fredi Knighten	2012-15
8	1111	Dwane Brown	1984-87
9	1,018	Layne Hatcher	2019-21
10	964	Johnny Covington	1992-95

MOST NET YARDS

Rk	No.	Player	Year
1	12,514	Ryan Aplin	2009-12
2	11,097	Justice Hansen	2016-18
3	8,887	Corey Leonard	2006-09
4	7,434	Layne Hatcher	2019-21
5	7,309	Cleo Lemon	1997-00
6	6,986	Fredi Knighten	2012-15
7	6,779	Roy Johnson	1988-91
8	5,764	James Hamilton	1968-71
9	5,672	Dwane Brown	1984-87
10	4,841	Nick Noce	2003-05

RECORDS



TOTAL OFFENSE RECORDS

RECORDS

MOST AVERAGE YARDS PER PLAY

Rk	No.	Player	Year
1	7.5	Johnny Covington	1992-95
2	7.3	Layne Hatcher	2019-21
3	7.0	Leroy Harris	1975-76
4	6.9	Justice Hansen	2016-18
5	6.7	Michael Gordon	2012-15
	6.7	Ryan Aplin	2009-12
	6.7	Dennis Forrest	1986-89
8	6.0	Fredi Knighten	2012-15
9	5.9	James Blackman	2021-22
10	5.7	Dennis Bolden	1975-76
	5.7	Nick Noce	2003-05

MOST AVERAGE YARDS PER GAME

Rk	No.	Player	Year
1	292.0	Justice Hansen	2016-18
2	266.1	Ryan Aplin	2009-12
3	232.3	Layne Hatcher	2019-21
4	215.1	James Blackman	2021-22
5	201.9	Corey Leonard	2006-09
6	179.3	Nick Noce	2003-05
7	178.3	Cleo Lemon	1997-00
8	170.4	Fredi Knighten	2012-15
9	161.4	Roy Johnson	1988-91
10	151.7	James Hamilton	1968-71

TEAM SINGLE GAME

MOST PLAYS

Rk	No.	Opponent	Year
1	106	at Delta State	1951
2	98	Memphis	2021
	98	Memphis	2012
	98	Louisiana	1975
5	97	Middle Tennessee	2017
	97	at Texas State	2014
7	96	Georgia State	2020
8	95	Texas A&M-Commerce	1986
9	94	Troy	2017
	94	Texas State	2017

MOST NET YARDS

Rk	No.	Opponent	Year
1	781	at ULM	2017
2	764	New Mexico State	2014
3	681	Louisiana	2007
4	680	Memphis	2021
5	676	Southeast Missouri	2018
6	672	Arkansas-Pine Bluff	2013
7	670	Texas Southern	2008
8	663	Lamar	1970
9	654	at Texas State	2020
10	646	Central Arkansas	2011

MOST AVERAGE YARDS PER PLAY

Rk	No.	Opponent	Year
1	12.4	Texas Southern	2008
2	10.5	New Mexico State	2014
3	9.5	at ULM	2017
4	9.3	UT Martin	1984
5	9.2	Texas A&M-Commerce	1987
6	8.9	ULM	2020
7	8.8	Alcorn State	2012
8	8.7	Missouri State	2015
9	8.6	at UMass	2023
	8.6	Southeast Missouri	2018
	8.6	Texas State	2015

MOST FIRST DOWNS

Rk	No.	Opponent	Year
1	36	at Georgia Southern	2021
2	35	Memphis	2021
3	34	Grambling State	2022
	34	Georgia State	2020
	34	New Mexico State	2014
	34	Memphis	2012
	34	at Southern Illinois	1982

MOST FIRST DOWNS RUSHING

Rk	No.	Opponent	Year
1	28	at Southern Illinois	1982
2	26	Southern Illinois	1975
3	25	Lamar	1986
4	24	Northwestern State	1975
	24	at Lamar	1989

MOST FIRST DOWNS PASSING

Rk	No.	Opponent	Year
1	28	Georgia State	2020
2	25	Memphis	2021
	25	at Nebraska	2017
4	21	at Georgia Southern	2021
	21	at Texas State	2020
	21	at ULM	2017
	21	Troy	2017
	21	at Western Kentucky	2011
	21	Central Arkansas	2011

MOST FIRST DOWNS BY PENALTY

Rk	No.	Opponent	Year
1	12	Grambling State	2022
2	7	at Georgia Southern	2021
3	6	Louisiana	2021
	6	Louisiana Tech	2015
	6	Louisiana	1990



TOTAL OFFENSE RECORDS

TEAM SINGLE SEASON

MOST PLAYS

Rk	No.	Year
1	1024	2014
2	1016	2011
3	980	2018
4	975	2017
5	973	2015
6	952	2012
7	947	2013
8	925	2019
9	919	2016
10	874	2021

MOST NET YARDS

Rk	No.	Year
1	6194	2014
2	6098	2018
3	6067	2012
4	5937	2017
5	5822	2011
6	5711	2019
7	5700	2015
8	5378	2020
9	5301	2013
10	4932	2016

MOST AVERAGE YARDS PER PLAY

Rk	No.	Year
1	6.4	2012
2	6.3	2020
3	6.2	2019
	6.2	2018
5	6.1	2017
6	6.0	2014
	6.0	2008
8	5.9	2023
	5.9	2015
10	5.7	2011
	5.7	2010
	5.7	2005

MOST AVERAGE YARDS PER GAME

Rk	No.	Year
1	494.8	2017
2	488.9	2020
3	476.5	2014
4	469.1	2018
5	466.7	2012
6	447.8	2011
7	439.3	2019
8	438.5	2015
9	407.8	2013
10	407.4	1970

MOST FIRST DOWNS

Rk	No.	Year
1	322	2017
2	319	2012
3	304	2014
	304	2011
5	302	2018
6	290	2015
7	287	2019
8	275	2013
9	269	2020
10	262	2010

MOST FIRST DOWNS RUSHING

Rk	No.	Year
1	181	1975
2	167	1989
	167	1986
4	159	2012
	159	1987

MOST FIRST DOWNS PASSING

Rk	No.	Year
1	190	2017
2	170	2020
3	169	2011
4	166	2019
5	163	2021
6	157	2018
7	139	2014
8	137	2012
9	131	2010
10	130	2023

MOST FIRST DOWNS BY PENALTY

Rk	No.	Year
1	35	2021
2	27	2017
3	26	2023
	26	2020
	26	1990
6	25	2023
	25	2019
8	24	2015
9	23	2012
	23	1996

RECORDS



RUSHING RECORDS

RECORDS

INDIVIDUAL SINGLE GAME

MOST RUSHES

Rk	No.	Player vs Opp.	Year
1	45	Calvin Harrell vs UT Arlington	1969
2	43	Calvin Harrell vs The Citadel	1970
3	40	Danny Smith at Idaho	2002
4	39	Frank McGuigan at Abilene Christian	1968
5	38	Larry Lawrence at Southern Illinois	1978
	38	Frank McGuigan vs Eastern Mich.	1968

MOST NET YARDS

Rk	No.	Player vs Opp.	Year
1	259	Dennis Bolden at McNeese State	1975

MOST TOUCHDOWNS RUSHING

Rk	No.	Player vs Opp.	Year
1	7	Steve Burks vs Abilene Christian	1973
	7	Clifton Keller vs Central Arkansas	1917
3	5	Michael Gordon at Idaho	2014
4	4	Ryan Aplin at Florida Atlantic	2011
	4	Reggie Arnold vs MS Valley State	2009
	4	Danny Smith at Idaho	2002
	4	Earl Easley at Southern Illinois	1988
	4	Rickey Jemison vs ULM	1984
	4	David Hines vs Northwestern State	1975

MOST YARDS PER CARRY

Rk	No.	Player vs Opp.	Year
1	17.4	Dennis Forrest at Ole Miss	1988
2	17.1	Putzer Dayton vs Texas A&M-Commerce	1987
3	16.7	Lamont Zachery vs SEMO	1996
4	16.3	Leroy Harris vs McNeese State	1976
5	15.4	Reggie Arnold vs Texas Southern	2008
6	15.3	Lamont Zachery vs Central Arkansas	1996

LONGEST RUSHING PLAY

Rk	No.	Player vs Opp.	Year
1	92	Dennis Forrest at Ole Miss	1988
2	91	Michael Gordon vs UAPB	2013
	91	Larry Harris at Wyoming	1990
4	85	Leroy Harris vs McNeese State	1976
5	82	Warren Wand at ULM	2017

YEAR-BY-YEAR RUSHING LEADERS

1958	Bill Nailey	50	248	5.0	1
1959	Bill Caldwell	84	322	3.8	5
1960	John Coffey	62	294	4.7	2
1961	Sammy Weir	85	345	4.1	3
1962	Dick Martillo	119	629	5.2	7
1963	Harold Wallin	72	281	3.9	4
1964	Eddie Rickus	85	394	4.6	2
1965	Terry Gwin	110	534	4.9	4
1966	Terry Gwin	135	607	4.5	7
1967	Frank McGuigan	129	488	3.8	2
1968	Frank McGuigan	269	1220	4.5	14
1969	Calvin Harrell	205	824	4.1	9
1970	Calvin Harrell	232	1131	4.8	12
1971	Calvin Harrell	216	961	4.4	4
1972	Stan Winfrey	168	869	5.2	1
1973	David Mitchell	191	968	5.1	6
1974	Willie Harris	150	654	4.4	4
1975	Dennis Bolden	186	1191	6.4	11
1976	Leroy Harris	150	1046	7.0	12
1977	Joe Griffin	115	635	5.5	0
1978	Larry Lawrence	254	1039	4.1	6
1979	Anthony Williams	173	789	4.6	5
1980	Even Beasley	84	433	5.2	2
1981	Maurice Carthon	153	678	4.4	2
1982	Maurice Carthon	144	682	4.7	3
1983	Dwayne Pittman	151	744	4.9	5
1984	Rickey Jemison	177	888	5.0	11
1985	Rickey Jemison	175	918	5.3	5
1986	Rickey Jemison	224	1002	4.5	3
1987	Richard Kimble	146	533	3.7	7
1988	Earl Easley	196	861	4.4	11
1989	Richard Kimble	225	977	4.3	5
1990	Larry Harris	90	490	5.5	3
1991	Roy Johnson	170	782	4.6	12
1992	Jerrold Seymore	103	395	3.8	4
1993	Marquis Williams	250	1060	4.2	5
1994	Corey Walker	175	630	3.6	2
1995	Corey Walker	212	1013	4.8	9
1996	Lamont Zachery	114	846	7.4	4
1997	Lamont Zachery	97	386	4.0	7
1998	Lamont Zachery	122	558	4.6	9
1999	Lamont Zachery	172	846	4.9	4
2000	Jonathan Adams	202	1002	5.0	6
2001	Jonathan Adams	235	1004	4.3	5
2002	Danny Smith	254	1390	5.5	14
2003	Shermar Bracey	112	530	4.7	8
2004	Antonio Warren	195	1036	5.3	2
2005	Antonio Warren	173	1066	6.2	6
2006	Reggie Arnold	209	1076	5.1	4
2007	Reggie Arnold	163	1060	6.5	9
2008	Reggie Arnold	197	1074	5.5	8
2009	Reggie Arnold	168	723	4.3	12
2010	Derek Lawson	105	500	4.8	4
2011	Ryan Aplin	161	588	3.7	10
2012	David Oku	243	1105	4.4	16
2013	Michael Gordon	112	754	6.7	10
2014	Michael Gordon	159	1100	6.9	13
2015	Michael Gordon	165	1062	6.4	9
2016	Warren Wand	200	879	4.4	7
2017	Warren Wand	138	715	5.2	6
2018	Marcel Murray	154	860	5.6	8
2019	Marcel Murray	170	820	4.8	6
2020	Jamal Jones	132	578	4.4	3
2021	Lincoln Pare	107	455	4.3	1
2022	Johnnie Lang Jr.	119	419	3.5	3
2023	Ja'Quez Cross	128	716	5.6	7



RUSHING RECORDS

INDIVIDUAL SINGLE SEASON

MOST RUSHES

Rk	No.	Player	Year
1	269	Frank McGuigan	1968
2	254	Danny Smith	2002
	254	Larry Lawrence	1978
4	250	Marquis Williams	1993
5	243	David Oku	2012
6	233	Jonathan Adams	2001
7	232	Calvin Harrell	1970
8	227	Richie Voit	1951
9	225	Richard Kimble	1989

MOST NET YARDS

Rk	No.	Player	Year
1	1390	Danny Smith	2002
2	1250	Richie Voit	1952
3	1220	Frank McGuigan	1968
4	1191	Dennis Bolden	1975
5	1131	Calvin Harrell	1970
6	1125	Richie Voit	1951
7	1105	David Oku	2012
8	1100	Michael Gordon	2014
9	1076	Reggie Arnold	2006
10	1074	Reggie Arnold	2008

MOST TOUCHDOWNS RUSHING

Rk	No.	Player	Year
1	21	Richie Voit	1951
2	17	Richie Voit	1952
3	16	David Oku	2012
	16	David Hines	1975
5	14	Johnston White	2015
	14	Danny Smith	2002
	14	Frank McGuigan	1968
8	13	Michael Gordon	2014
9	12	Reggie Arnold	2009
	12	Roy Johnson	1991
	12	Leroy Harris	1976
	12	Calvin Harrell	1970
	12	Richie Voit	1953

MOST YARDS PER CARRY

Rk	No.	Player	Year
1	9.3	Rocky Hayes	2012
2	8.6	Dennis Forrest	1988
3	7.4	Lamont Zachery	1996
	7.4	Don Riggs	1955
5	7.2	Derek Lawson	2008
6	7.0	Leroy Harris	1976
	7.0	Leroy Harris	1975
8	6.9	Michael Gordon	2014
	6.9	Dennis Forrest	1987



Richie Voit (1950-53)

MOST 100-YARD RUSHING GAMES

Rk	No.	Player	Year
1	8	Antonio Warren	2005
2	7	Calvin Harrell	1971
3	6	Danny Smith	2002
	6	Corey Walker	1995
	6	Calvin Harrell	1970
6	5	Michael Gordon	2014
	5	Reggie Arnold	2008
	5	Reggie Arnold	2006
	5	Lamont Zachery	1999
	5	Rickey Jemison	1986
	5	Calvin Harrell	1969

MOST CONSECUTIVE 100-YARD RUSHING GAMES

Rk	No.	Player	Year
1	6	Antonio Warren	2005
2	5	Rickey Jemison	1986
3	4	Michael Gordon	2014
	4	Larry Lawrence	1978
	4	Leroy Harris	1976
	4	Calvin Harrell	1971
7	3	Danny Smith	2002
	3	Danny Smith	2002
	3	Corey Walker	1995
	3	Corey Walker	1995
	3	Roy Johnson	1989
	3	Rickey Jemison	1984
	3	David Mitchell	1973

RECORDS



RUSHING RECORDS

RECORDS

CAREER

MOST RUSHES

Rk	No.	Player	Years
1	737	Reggie Arnold	2006-09
2	725	Richie Wait	1950-53
3	668	Jonathan Adams	1998-01
4	660	Calvin Harrell	1968-71
5	611	Rickey Jemison	1983-86
6	603	Antonio Warren	2002-05
7	595	Warren Wand	2015-18
	595	Dwane Brown	1984-87

MOST NET YARDS

Rk	No.	Player	Years
1	3947	Richie Wait	1950-53
2	3933	Reggie Arnold	2006-09
3	3095	Warren Wand	2015-18
4	3040	Antonio Warren	2002-05
5	3005	Jonathan Adams	1998-01
6	2961	Michael Gordon	2012-15
7	2956	Rickey Jemison	1983-86
8	2935	Calvin Harrell	1968-71
9	2640	Lamont Zachery	1996-99
10	2518	Richard Kimble	1986-89

MOST TOUCHDOWNS RUSHING

Rk	No.	Player	Years
1	57	Richie Wait	1950-53
2	33	Reggie Arnold	2006-09
	33	Dwane Brown	1984-87
4	32	Michael Gordon	2012-15
5	31	Ryan Aplin	2009-12
6	28	Johnston White	2014-17
7	26	Calvin Harrell	1968-71
8	24	Lamont Zachery	1996-99
9	22	Warren Wand	2015-18
	22	David Oku	2012-13
	22	Roy Johnson	1988-91

MOST AVERAGE YARDS PER CARRY

Rk	No.	Player	Years
1	7.0	Leroy Harris	1975-76
2	6.7	Michael Gordon	2012-15
	6.7	Dennis Forrest	1986-89
4	6.3	Sirgregory Thornton	2010-13
5	5.8	Dennis Bolden	1975-76
6	5.4	Shermar Bracey	2003-05
7	5.3	Reggie Arnold	2006-09
	5.3	Lamont Zachery	1996-99
9	5.2	Warren Wand	2015-18
	5.2	Johnston White	2014-17
	5.2	Danny Smith	2000-02

MOST 100-YARD RUSHING GAMES

Rk	No.	Player	Years
1	18	Calvin Harrell	1969-71
2	17	Reggie Arnold	2006-09
3	15	Antonio Warren	2002-05
4	13	Rickey Jemison	1984-86
5	12	Michael Gordon	2012-15
	12	Jonathan Adams	1998-01
7	11	Lamont Zachery	1996-99
8	10	Corey Walker	1993-96
9	7	Roy Johnson	1988-91
	7	Leroy Harris	1975-76
	7	Dennis Bolden	1975-76

TEAM SINGLE GAME

MOST RUSHES

Rk	No.	Opponent	Year
1	94	at Delta State	1951
2	82	at Southern Illinois	1974
3	81	at Southern Illinois	1982

MOST NET YARDS

Rk	No.	Opponent	Year
1	621	UT Martin	1984
2	604	Texas A&M-Commerce	1987
3	519	at Eastern New Mexico	1972
4	512	Lamar	1986
5	509	Arkansas-Pine Bluff	2013
6	488	Abilene Christian	1973

MOST TOUCHDOWNS RUSHING

Rk	No.	Opponent	Year
1	11	Texas A&M-Commerce	1987
2	10	UT Martin	1984
3	8	Arkansas-Pine Bluff	2009
	8	UT Martin	2003
	8	Abilene Christian	1973
7	7	Texas State	2023
	7	New Mexico State	2014
	7	Lamar	1970
10	6	Grambling State	2022
	6	Missouri State	2015
	6	Idaho	2015
	6	FIU	2005
	6	at Southern Illinois	1988
	6	Northwestern State	1975



RUSHING RECORDS

MOST YARDS PER CARRY

Rk	No.	Opponent	Year
1	10.0	Texas Southern	2008
2	9.9	UT Martin	2003
3	9.7	UT Martin	1984
4	9.2	New Mexico State	2014
5	9.0	Texas A&M-Commerce	1987
6	8.9	Arkansas-Pine Bluff	2013
7	8.7	FIU	2005
8	8.5	UT Martin	1983
9	8.0	UT Martin	2005
10	7.8	Lamar	1984

FOUR 100-YARD RUSHERS IN SAME GAME

Players & Opponent	Year
David Oku (124), Sirgregory Thornton (102), Michael Gordon (101) and Fredi Knighten (101) vs UAPB	2013

THREE 100-YARD RUSHERS IN SAME GAME

Players & Opponent	Year
Fredi Knighten (153), Michael Gordon (143) and Johnston White (110) vs New Mexico State	2014
Putzer Dayton (120), Richard Kimble (105) and Roy Johnson (104) at Ole Miss	1989
Rickey Jemison (135), Keith Weaver (128) and Preston Maddox (113) vs ULM	1984
Steve Burks (179), Stan Winfrey (124) and Willie Harris (122) vs Abilene Christian	1973
Steve Burks (168), Willie Harris (106) and David Mitchell (103) vs UT Arlington	1973
David Mitchell (131), Calvin Harrell (120) and Johnnie Carr (103) vs Lamar	1970

TWO 100-YARD RUSHERS IN SAME GAME

Players & Opponent	Year
Warren Wand (140) and Johnston White (126) vs Georgia Southern	2016
Ryan Aplin (122) and Reggie Arnold (111) vs North Texas	2009
Corey Leonard (120) and Reggie Arnold (104) vs FIU	2009
Antonio Warren (128) and Shermar Bracey (102) vs UT Martin	2005
Antonio Warren (143) and Shermar Bracey (105) vs FIU	2005
Shermar Bracey (139) and Antonio Warren (105) at North Texas	2005
Danny Smith (150) and Antonio Warren (117) vs Southern Utah	2002
Jonathan Adams (169) and Lamont Zachery (149) vs Nevada	1999
Lamont Zachery (155) and Corey Walker (113) vs Louisiana Tech	1996
Alastair Couch (143) and Zoe Freeman vs Southern Illinois	1994
Richard Kimble (132) and Roy Johnson (105) vs McNeese State	1989
Richard Kimble (151) and Earl Easley (144) at Louisiana	1988

Earl Easley (115) and Dennis Forrest (102) vs Illinois State	1988
Dennis Forrest (139) and Earl Easley (109) at Ole Miss	1988
Earl Easley (126) and Dennis Forrest (103) at Southern Illinois	1987
Earl Easley (170) and Putzer Dayton (137) vs Texas A&M-Commerce	1987
Rickey Jemison (125) and Richard Kimble (102) vs Texas A&M-Commerce	1986
Rickey Jemison (134) and Judious Lewis (108) vs Lamar	1984
Erven Beasley (124) and Dwayne Pittman (101) vs UT Martin	1983
Bill Johnson (118) and Tim Langford (100) vs Austin Peay	1980
Joe Griffin (154) and Larry Lawrence (148) vs Northwestern State	1978
Dennis Bolden (138) and Leroy Harris (129) at Southern Illinois	1976
Dennis Bolden (259) and Leroy Harris (136) at McNeese State	1975
Leroy Harris (207) and David Hines (125) vs Louisiana	1975
Tommy Foulks (146) and David Hines (105) vs Idaho	1975

TEAM SINGLE SEASON

MOST RUSHES

Rk	No.	Year
1	746	1975
2	701	1952
3	686	1986
4	682	1988
5	681	1981

MOST NET YARDS RUSHING

Rk	No.	Year
1	3745	1975
2	3308	1989
3	3291	1952
4	3283	1987
5	3266	1988

MOST TOUCHDOWNS RUSHING

Rk	No.	Year
1	43	1951
2	42	1975
3	40	1952
4	37	1987
5	35	2015
	35	2014
	35	1984

RECORDS



RUSHING RECORDS

RECORDS

MOST YARDS PER CARRY

Rk	No.	Year
1	5.1	1989
2	5.0	2012
	5.0	2008
	5.0	1987
	5.0	1984
	5.0	1975
7	4.9	2015
	4.9	2014
	4.9	1996
10	4.8	2018
	4.8	2005
	4.8	1988
	4.8	1986

MOST YARDS PER GAME

Rk	No.	Year
1	340.5	1975
2	329.1	1952
3	315.2	1951
4	300.7	1989
5	298.5	1987



PASSING RECORDS

INDIVIDUAL SINGLE GAME

MOST PASSES ATTEMPTED

Rk	No.	Player vs Opp.	Year
1	68	Justice Hansen at Nebraska	2017
2	58	Ryan Aplin vs Northern Illinois	2011
3	57	Justice Hansen vs MTSU	2017
	57	Justice Hansen at Louisiana	2016
	57	Fredi Knighten at Texas State	2014
6	53	Johnny Covington at Louisiana Tech	1995
7	51	Layne Hatcher vs FIU	2019
8	50	Layne Hatcher at ULM	2021
	50	Justice Hansen at Georgia Southern	2018
	50	Justice Hansen vs Troy	2017
	50	Corey Leonard vs North Texas	2006

MOST PASSES COMPLETED

Rk	No.	Player vs Opp.	Year
1	46	Justice Hansen at Nebraska	2017
2	38	Justice Hansen at Georgia Southern	2018
3	37	Adam Kennedy at Missouri	2013
	37	Ryan Aplin vs Western Kentucky	2011
5	35	Justice Hansen at Louisiana	2016
6	34	Layne Hatcher at ULM	2021
	34	Ryan Aplin at Indiana	2010
8	32	Logan Bonner vs SMU	2019
	32	Johnny Covington vs San Jose State	1995
10	31	Justice Hansen vs Troy	2017
	31	Justice Hansen vs MTSU	2017
	31	Fredi Knighten at Texas State	2014

MOST NET YARDS PASSING

Rk	No.	Player vs Opp.	Year
1	520	Justice Hansen at ULM	2017
2	444	Layne Hatcher at ULM	2021
3	440	Layne Hatcher at Troy	2019
4	438	Ryan Aplin at Louisiana	2010
5	437	Justice Hansen vs Troy	2017
6	424	Justice Hansen vs Central Arkansas	2016
7	423	Justice Hansen vs SEMO	2018
8	418	Nick Noce vs Memphis	2004
9	415	Justice Hansen at Nebraska	2017
10	403	Fredi Knighten vs Toledo	2014
	403	Cleo Lemon vs New Mexico State	1998

LONGEST PASSING PLAY

Rk	No.	Player vs Opp.	Year
1	98	James Hamilton vs Lamar	1970
2	92	Layne Hatcher at Troy	2019
3	89	James Blackman vs Memphis	2021
	89	Tim Langford vs Lamar	1982
5	87	Fredi Knighten at Louisiana	2014
6	85	Bobby Span vs Louisiana	1953

MOST TOUCHDOWN PASSES

Rk	No.	Player vs Opp.	Year
1	6	Jaylen Raynor at UMass	2023
	6	Justice Hansen vs SEMO	2018
3	5	Layne Hatcher vs ULM	2020
	5	Justice Hansen vs UAPB	2017
	5	Justice Hansen vs Coastal Carolina	2017
	5	Fredi Knighten at ULM	2015
	5	Corey Leonard at Louisiana	2007

MOST PASSES HAD INTERCEPTED

Rk	No.	Player vs Opp.	Year
1	6	Gene Bradley at Southern Miss	1979
2	4	Seven times	

HIGHEST COMPLETION PCT (MIN 10 ATT)

Rk	No.	Player vs Opp.	Year
1	100	Layne Hatcher vs Central Arkansas	2021
2	.923	Ryan Aplin vs Alcorn State	2012
3	.917	Tom Sears vs Southern Illinois	1992
4	.905	Ryan Aplin vs MTSU	2012
	.905	Ryan Aplin vs Memphis	2011
6	.900	Justice Hansen at Coastal Carolina	2018
	.900	Corey Leonard vs Texas Southern	2008
8	.882	Adam Kennedy at South Alabama	2013
9	.875	James Tabary vs Missouri State	2015
10	.857	Tim Langford at Lamar	1983

INDIVIDUAL SINGLE SEASON

MOST PASSES ATTEMPTED

Rk	No.	Player	Year
1	487	Justice Hansen	2017
2	476	Ryan Aplin	2011
3	434	Justice Hansen	2018
4	432	Fredi Knighten	2014
5	410	Ryan Aplin	2010
6	406	Ryan Aplin	2012
7	387	Cleo Lemon	1998
8	370	Johnny Covington	1995
9	349	Corey Leonard	2007
10	347	James Blackman	2022

MOST PASSES COMPLETED

Rk	No.	Player	Year
1	305	Justice Hansen	2017
2	304	Ryan Aplin	2011
3	286	Justice Hansen	2018
4	276	Ryan Aplin	2012
5	269	Fredi Knighten	2014
6	252	Ryan Aplin	2010
7	223	James Blackman	2022
8	218	Adam Kennedy	2013
9	204	Layne Hatcher	2019
10	201	Layne Hatcher	2021

RECORDS




PASSING RECORDS

RECORDS

YEAR-BY-YEAR PASSING LEADERS

Year	Name	C-A-I	Yds	Pct.	TD
1951	Billy Sommers	20-43-5	261	.465	7
1952	Billy Sommers	38-67-4	610	.567	8
1953	Bobby Spann	18-51-6	334	.353	5
1954	Tommy Spiers	30-49-3	368	.612	3
1955	Tommy Spiers	44-98-7	519	.458	4
1956	Tommy Spiers	32-76-8	396	.421	5
1957	Bill Caldwell	28-65-7	501	.431	3
1958	Bill Caldwell	27-62-9	388	.435	3
1959	Bill Caldwell	62-132-16	959	.470	13
1960	Jim McMurray	30-77-5	344	.390	2
1961	Jim McMurray	30-70-6	331	.429	2
1962	Sammy Weir	30-75-9	370	.400	2
1963	Gary Everett	46-82-6	692	.561	8
1964	Gary Everett	35-81-7	454	.432	4
1965	Tim Keane	27-67-3	326	.403	1
1966	Tim Keane	70-158-10	1015	.443	4
1967	Cecil LaGrone	70-145-9	900	.483	2
1968	James Hamilton	82-216-8	1238	.380	9
1969	James Hamilton	79-184-9	1172	.380	8
1970	James Hamilton	96-200-12	1622	.480	9
1971	James Hamilton	81-199-16	1351	.407	6
1972	James Flynn	21-66-7	459	.318	0
1973	Steve Burks	32-73-5	407	.438	2
1974	James Flynn	39-89-10	425	.438	1
1975	David Hines	26-70-7	395	.371	2
1976	Bucky Layne	28-62-4	551	.452	3
1977	Kennon Taylor	92-190-12	1404	.484	5
1978	Kennon Taylor	78-182-16	1087	.429	4
1979	Gene Bradley	91-198-17	1091	.460	7
1980	Tim Langford	27-71-9	281	.380	1
1981	Tim Langford	31-63-8	345	.492	3
1982	Tim Langford	39-80-4	534	.487	4
1983	Tim Langford	90-166-8	1156	.542	6
1984	Dwane Brown	59-148-7	748	.400	2
1985	Dwane Brown	72-152-8	1205	.474	9
1986	Dwane Brown	58-120-5	862	.483	5
1987	Dwane Brown	46-96-4	665	.479	3
1988	Roy Johnson	23-50-3	348	.460	0
1989	Roy Johnson	61-122-6	941	.500	6
1990	Roy Johnson	101-245-14	1561	.412	9
1991	Roy Johnson	120-263-15	1747	.456	7
1992	Tom Sears	95-176-10	1159	.540	3
1993	J. Covington	94-184-5	1069	.511	3
1994	J. Covington	85-185-5	830	.459	6
1995	J. Covington	194-370-13	2127	.524	14
1996	J. Watkins	118-208-9	1481	.567	15
1997	Cleo Lemon	90-205-8	1452	.439	6
1998	Cleo Lemon	183-387-10	2721	.463	14
1999	Cleo Lemon	105-230-8	1569	.457	15
2000	Cleo Lemon	173-306-7	1964	.565	13
2001	Elliot Jacobs	43-102-7	586	.422	5
2002	Elliot Jacobs	136-258-7	1751	.527	7
2003	Elliot Jacobs	145-273-13	1537	.531	10
2004	Nick Noce	164-315-16	2115	.521	13
2005	Nick Noce	156-282-10	2052	.553	12
2006	Corey Leonard	109-222-8	1321	.491	8
2007	Corey Leonard	182-349-15	2235	.521	16
2008	Corey Leonard	166-306-8	2347	.542	16
2009	Corey Leonard	114-211-6	1416	.540	7
2010	Ryan Aplin	252-410-11	2939	.615	21
2011	Ryan Aplin	304-476-16	3588	.639	19



Justice Hansen (2016-18)

YEAR-BY-YEAR PASSING LEADERS

Year	Name	C-A-I	Yds	Pct.	TD
2012	Ryan Aplin	276-406-4	3342	.680	24
2013	Adam Kennedy	218-315-6	2363	.692	11
2014	Fredi Knighten	269-432-7	3277	.623	24
2015	Fredi Knighten	136-251	1835	.542	19
2016	Justice Hansen	197-340-8	2719	.579	19
2017	Justice Hansen	305-487-16	3967	.626	37
2018	Justice Hansen	286-434-9	3447	.659	27
2019	Layne Hatcher	204-310-10	2946	.658	27
2020	Layne Hatcher	116-194-2	2058	.598	19
2021	Layne Hatcher	201-342-13	2423	.588	19
2022	James Blackman	223-347-3	2471	.643	14
2023	Jaylen Raynor	166-285-7	2550	.582	17

MOST NET PASSING YARDS

Rk	No.	Player	Year
1	3967	Justice Hansen	2017
2	3588	Ryan Aplin	2011
3	3447	Justice Hansen	2018
4	3342	Ryan Aplin	2012
5	3277	Fredi Knighten	2014
6	2946	Layne Hatcher	2019
7	2939	Ryan Aplin	2010
8	2721	Cleo Lemon	1998
9	2719	Justice Hansen	2016
10	2550	Jaylen Raynor	2023



PASSING RECORDS

MOST TOUCHDOWN PASSES

Rk	No.	Player	Year
1	37	Justice Hansen	2017
2	27	Layne Hatcher	2019
	27	Justice Hansen	2018
4	24	Fredi Knighten	2014
	24	Ryan Aplin	2012
6	21	Ryan Aplin	2010
7	19	Layne Hatcher	2021
	19	Layne Hatcher	2020
	19	Justice Hansen	2016
	19	Fredi Knighten	2015
	19	Ryan Aplin	2011

MOST PASSES HAD INTERCEPTED

Rk	No.	Player	Year
1	17	Gene Bradley	1979
2	16	Justice Hansen	2017
	16	Ryan Aplin	2011
	16	Nick Noce	2004
	16	Kennon Taylor	1978
	16	James Hamilton	1971
	16	Bill Caldwell	1959
8	15	Corey Leonard	2007
	15	Roy Johnson	1991

HIGHEST COMPLETION PCT (MIN 100 ATT)

Rk	No.	Player	Year
1	.692	Adam Kennedy (218-315)	2013
2	.680	Ryan Aplin (276-406)	2012
3	.659	Justice Hansen (286-434)	2018
4	.658	Layne Hatcher (204-310)	2019
5	.653	Ryan Aplin (77-118)	2009
6	.643	James Blackman (223-347)	2022
7	.638	Ryan Aplin (304-476)	2011
8	.626	Justice Hansen (305-487)	2017
9	.623	Fredi Knighten (269-432)	2014
10	.619	James Tabary (65-105)	2015

MOST YARDS PER GAME

Rk	No.	Player	Year
1	330.6	Justice Hansen	2017
2	294.6	Layne Hatcher	2019
3	276.0	Ryan Aplin	2011
4	265.2	Justice Hansen	2018
5	257.1	Ryan Aplin	2012
6	252.1	Fredi Knighten	2014
7	244.9	Ryan Aplin	2010
8	231.8	Jaylen Raynor	2023
9	226.8	Cleo Lemon	1998
10	224.6	James Blackman	2022

CAREER

MOST PASSES ATTEMPTED

Rk	No.	Player	Years
1	1407	Ryan Aplin	2009-12
2	1261	Justice Hansen	2016-18
3	1128	Cleo Lemon	1997-00
4	1088	Corey Leonard	2006-09
5	846	Layne Hatcher	2019-21
6	824	Johnny Covington	1992-95
7	799	James Hamilton	1968-71
8	736	Fredi Knighten	2012-15
9	680	Roy Johnson	1988-91
10	638	Nick Noce	2003-05

MOST PASSES COMPLETED

Rk	No.	Player	Years
1	906	Ryan Aplin	2009-12
2	788	Justice Hansen	2016-18
3	571	Corey Leonard	2006-09
4	551	Cleo Lemon	1997-00
5	521	Layne Hatcher	2019-21
6	442	Fredi Knighten	2012-15
7	409	Johnny Covington	1992-95
8	332	James Blackman	2021-22
9	328	Nick Noce	2003-05
10	324	Elliot Jacobs	2001-03

MOST NET YARDS PASSING

Rk	No.	Player	Years
1	10,758	Ryan Aplin	2009-12
2	10,133	Justice Hansen	2016-18
3	7706	Cleo Lemon	1997-00
4	7427	Layne Hatcher	2019-21
5	7319	Corey Leonard	2006-09
6	5383	James Hamilton	1968-71
7	5371	Fredi Knighten	2012-15
8	4597	Roy Johnson	1988-91
9	4426	Johnny Covington	1992-95
10	4343	Nick Noce	2003-05

MOST TOUCHDOWN PASSES

Rk	No.	Player	Years
1	83	Justice Hansen	2016-18
2	67	Ryan Aplin	2009-12
3	65	Layne Hatcher	2019-21
4	48	Cleo Lemon	1997-00
5	47	Corey Leonard	2006-09
6	46	Fredi Knighten	2012-15
7	32	James Hamilton	1968-71
8	30	Logan Bonner	2017-20
9	25	Nick Noce	2003-05
10	24	Johnny Covington	1992-95

RECORDS



PASSING RECORDS

RECORDS

MOST PASSES HAD INTERCEPTED

Rk	No.	Player	Years
1	45	James Hamilton	1968-71
2	38	Roy Johnson	1988-91
3	37	Corey Leonard	2006-09
	37	Ryan Aplin	2009-12
5	33	Justice Hansen	2016-18
	33	Nick Nace	2002-05
	33	Cleo Lemon	1997-00
	33	Bill Caldwell	1957-59
9	30	Johnny Covington	1992-95

HIGHEST COMPLETION PCT (MIN 300 ATT)

Rk	No.	Player	Years
1	.680	Logan Bonner (271-469)	2017-20
2	.664	Ryan Aplin (906-1407)	2009-12
3	.626	James Blackman (323-530)	2021-22
4	.625	Justice Hansen (788-1261)	2016-18
5	.616	Layne Hatcher (521-846)	2019-21
6	.601	Fredi Knighten (442-736)	2012-15
7	.539	Jeremie Watkins (167-310)	1996-97
8	.525	Corey Leonard (571-1088)	2006-09
9	.508	Brent Pettus (160-315)	1994-97
10	.496	Johnny Covington (409-825)	1992-95

MOST YARDS PER GAME

Rk	No.	Player	Years
1	266.7	Justice Hansen	2016-18
2	232.1	Layne Hatcher	2019-21
3	228.9	Ryan Aplin	2009-12
4	224.4	James Blackman	2021-22
5	188.0	Cleo Lemon	1997-00
6	166.3	Corey Leonard	2006-09
7	141.7	James Hamilton	1968-71
8	131.9	Logan Bonner	2017-20
9	131.0	Fredi Knighten	2012-15
10	113.9	Elliot Jacobs	2001-03

TEAM SINGLE GAME

MOST PASSES ATTEMPTED

Rk	No.	Opponent	Year
1	68	at Nebraska	2017
	66	Memphis	2021
3	58	Middle Tennessee	2017
	58	Southern Illinois	2011
5	57	Georgia State	2020
	57	at Louisiana	2016
	57	at Texas State	2014
8	53	North Texas	2007
	53	Louisiana Tech	1995
10	52	vs FIU	2019

MOST PASSES COMPLETED

Rk	No.	Opponent	Year
1	46	at Nebraska	2017
2	42	Memphis	2021
3	40	Georgia State	2020
4	38	at Georgia Southern	2018
	38	at Western Kentucky	2011
6	37	at Missouri	2013
7	35	at Louisiana	2016
	35	at Indiana	2010
9	34	at ULM	2021
	34	San Jose State	1995

MOST NET YARDS PASSING

Rk	No.	Opponent	Year
1	582	Memphis	2021
2	551	Georgia State	2020
3	520	at ULM	2017
4	511	ULM	2020
5	497	Southeast Missouri	2018
6	462	at Texas State	2020
7	455	at Troy	2019
8	453	at Georgia Southern	2021
9	444	at ULM	2021
10	438	at Louisiana	2010

MOST TOUCHDOWNS PASSING

Rk	No.	Opponent	Year
1	8	Georgia State	2020
2	7	Southeast Missouri	2018
3	6	at UMass	2023
	6	ULM	2020
	6	Central Arkansas	2020
	6	Arkansas-Pine Bluff	2017
7	5	Memphis	2021
	5	at Kansas State	2020
	5	Coastal Carolina	2017
	5	ULM	2016
	5	at ULM	2015
	5	Toledo	2014
	5	at Louisiana	2007
	5	Southern Arkansas	1958

MOST PASSES HAD INTERCEPTED

Rk	No.	Opponent	Year
1	6	at Southern Miss	1979
2	5	Southern Utah	1997
	5	at Mississippi State	1994



PASSING RECORDS

HIGHEST COMPLETION PERCENTAGE

Rk	No.	Opponent	Year
1	.917	at Southern Illinois (11-12)	1992
2	.904	Middle Tennessee (19-21)	2012
3	.900	Texas Southern (9-10)	2008
4	.885	Missouri State (23-26)	2015
5	.879	Memphis (29-33)	2011
6	.875	Alcorn State (14-16)	2012
7	.840	at South Alabama (21-25)	2013
8	.800	at UMass (20-25)	2023
	.800	at Western Kentucky (17-20)	2009
10	.793	at Coastal Carolina (23-29)	2018

TEAM SINGLE SEASON

MOST PASS ATTEMPTS

Rk	No.	Year
1	521	2021
2	512	2017
3	500	2011
4	472	2018
5	469	2019
6	463	2020
7	448	2014
8	438	2010
9	412	2012
10	410	1998

MOST PASS COMPLETIONS

Rk	No.	Year
1	326	2011
2	317	2017
3	310	2021
4	303	2018
5	298	2019
6	279	2012
7	276	2014
8	275	2020
9	266	2010
10	255	2013

MOST NET YARDS PASSING

Rk	No.	Year
1	4106	2017
2	4057	2019
3	4008	2020
4	3817	2011
5	3767	2021
6	3675	2018
7	3386	2012
8	3381	2014
9	3148	2016
10	3057	2010

MOST TOUCHDOWNS PASSING

Rk	No.	Year
1	39	2020
2	38	2017
3	37	2019
4	28	2018
5	27	2021
6	25	2014
	25	2012
8	23	2015
	23	2010
10	21	2016
	21	2011

MOST PASSES HAD INTERCEPTED

Rk	No.	Year
1	21	2003
	21	1959
3	20	1996
	20	1971
5	19	1958
6	18	1979

HIGHEST COMPLETION PERCENTAGE

Rk	No.	Year
1	.693	2013 (255-368)
2	.667	2012 (279-412)
3	.652	2011 (326-500)
4	.642	2018 (303-472)
5	.625	2019 (298-469)
6	.624	2022 (247-396)
7	.619	2017 (317-512)
8	.616	2014 (276-448)
9	.607	2010 (266-438)
10	.594	2020 (275-463)

MOST PASSING YARDS PER GAME

Rk	No.	Year
1	364.4	2020
2	342.2	2017
3	313.9	2021
4	312.1	2019
5	293.6	2011
6	282.7	2018
7	260.5	2012
8	260.1	2014
9	254.8	2010
10	242.2	2016

RECORDS



RECEIVING RECORDS

RECORDS

INDIVIDUAL SINGLE GAME

MOST PASSES CAUGHT

Rk	No.	Player vs Opp.	Year
1	15	Jonathan Adams Jr. vs Georgia St.	2020
	15	J.D. McKissic at Missouri	2013
3	13	Josh Jarboe at Oregon	2012
	13	Dwayne Frampton at ULM	2011
	12	Brandon Bowling vs SMU	2019
6	12	J.D. McKissic vs ULM	2012
	12	J.D. McKissic at Troy	2012
	12	Dwayne Frampton at Indiana	2010
9	11	Kirk Merritt at Georgia Southern	2018
	11	Kirk Merritt at Coastal Carolina	2018
	11	J.D. McKissic vs Kent State	2012
	11	Taylor Stockemer vs N. Illinois	2011
	11	Robert Kilow at Ole Miss	1999
	11	J.J. Washington vs N. Illinois	1996

MOST YARDS GAINED

Rk	No.	Player vs Opp.	Year
1	310	Corey Rucker vs ULM	2020
2	284	Lennie Johnson vs Missouri State	1997
3	254	Robert Kilow at Ole Miss	1999
4	213	Omar Bayless at Troy	2019
5	211	Justin McClinnis at ULM	2017
6	198	Jeff Foreman vs Memphis	2021
7	196	Dikki Dyson vs Louisiana Tech	1977
8	188	Chris Murray at Georgia Southern	2017
	188	Chet Douthit vs Louisiana Tech	1970
10	185	Taylor Stockemer vs N. Illinois	2011

MOST TOUCHDOWN CATCHES

Rk	No.	Player vs Opp.	Year
1	4	Corey Rucker vs ULM	2020
	4	Omar Bayless vs SMU	2019
	4	Alfred Bentley vs Central Missouri	1959
4	3	Corey Rucker vs Central Arkansas	2021
	3	Jonathan Adams Jr. at Kansas State	2020
	3	Omar Bayless at Georgia State	2019
	3	Tres Houston at ULM	2015
	3	Booker Mays vs Toledo	2014
	3	Kendall Sanders vs UCF	2016

MOST YARDS PER CATCH (MIN 3 CATCHES)

Rk	No.	Player vs Opp.	Year
1	49.3	Jeff Foreman at Texas State	2020
2	47.0	Omar Bayless vs Southern Illinois	2019
3	43.0	Cazzy Francis at ULM	1985
4	41.3	Joe Waleszonia vs Eastern NM	1969
5	40.6	Lennie Johnson vs Missouri State	1997
6	40.3	Cameron Echols-Luper vs UCA	2016
	40.3	Kendricke Bullard at Ole Miss	1990
8	40.0	Steve Lockhard vs Drake	1969
9	37.7	Chuck Walker at LSU	2004
10	37.6	Chris Murray at Georgia Southern	2017

YEAR-BY-YEAR RECEIVING LEADERS

Year	Name	Rec.	Yds	Avg.	TD
1951	John Koldus	20	488	24.4	10
1952					
1953	Ronnie Allen	18	265	14.7	7
1954	Dan Spensieri	12	225	18.8	1
1955	Jim Turley	10	132	13.2	2
1956	Bob Gray	13	179	13.8	2
1957	Howard Cissell	10	138	13.8	2
1958	Don Riggs	17	242	14.2	3
1959	Alfred Bentley	28	554	19.8	10
1960	Alfred Bentley	19	305	16.1	3
1961	Gilbert Arnold	11	108	9.8	0
1962	Hassel McCain	10	133	13.3	1
1963	Bill Pagano	12	198	16.5	3
1964	Bill Pagano	14	210	15.0	3
1965	Gerald Jumper	12	139	11.6	0
1966	Gerald Jumper	32	511	16.0	1
1967	Gerald Jumper	47	727	15.5	0
1968	Joe Waleszonia	29	507	17.5	2
1969	Steve Lockhart	30	482	15.1	1
1970	Chet Douthit	43	955	22.2	5
1971	Steve Lockhart	27	382	14.1	2
1972	Steve Burks	9	170	18.9	0
1973	Jaime Klipsch	12	178	14.8	0
1974	Jaime Klipsch	16	217	13.6	1
1975	Orna Middlebrook	11	169	15.4	0
1976	Orna Middlebrook	13	215	16.5	2
1977	Dikki Dyson	40	710	17.8	1
1978	Jerome Miller	24	473	19.7	2
1979	Anthony Williams	22	123	5.6	1
1980	Lee Charles Wright	9	95	10.6	1
1981	Maurice Carthon	12	99	8.3	0
1982	Waddell Kelly	12	170	14.2	1
1983	Judious Lewis	30	595	19.8	3
1984	Judious Lewis	23	323	14.0	0
1985	Cazzy Francis	32	667	20.8	5
1986	Cazzy Francis	21	400	19.1	3
1987	Fred Barnett	32	608	19.0	4
1988	Fred Barnett	12	141	11.8	0
1989	Fred Barnett	38	643	16.9	4
1990	Blake Denison	24	349	14.5	1
1991	Kendricke Bullard	29	507	17.5	2
1992	Kendricke Bullard	22	325	14.8	2
1993	Derrick Austin	22	309	14.1	1
1994	Derrick Austin	27	347	12.9	2
1995	Corey Walker	42	411	9.8	4
1996	Lennie Johnson	47	796	16.9	5
1997	Lennie Johnson	46	852	18.7	4
1998	Lennie Johnson	55	901	16.4	2
1999	Robert Kilow	57	783	13.7	5
2000	Robert Kilow	72	1002	13.9	3
2001	Alvin Powell	36	507	14.1	6
2002	James Hickenbotham	27	468	17.3	3
2003	Mike Cox	35	477	13.6	1
2004	Chuck Walker	38	589	15.5	2
2005	Levi Dejohnette	43	554	12.9	1
2006	Kevin Jones	25	355	14.2	2
2007	Levi Dejohnette	61	701	11.5	2
2008	Brandon Thompkins	32	511	16.0	2
2009	Brandon Thompkins	47	598	12.7	4
2010	Dwayne Frampton	69	738	10.7	6
2011	Dwayne Frampton	94	1156	12.3	6



RECEIVING RECORDS

YEAR-BY-YEAR RECEIVING LEADERS

Year	Name	Rec.	Yds	Avg.	TD
2012	J.D. McKissic	103	1022	9.9	5
2013	J.D. McKissic	82	662	8.1	4
2014	Tres Houston	53	685	12.9	4
2015	Tres Houston	36	615	17.1	10
2016	Kendall Sanders	38	553	14.6	7
2017	Chris Murray	50	697	13.9	9
2018	Kirk Merritt	83	1005	12.1	7
2019	Omar Bayless	93	1653	17.8	17
2020	Jonathan Adams Jr.	79	1111	14.1	12
2021	Corey Rucker	59	826	14.0	9
2022	Seydou Traore	50	655	13.1	4
2023	Courtney Jackson	39	689	17.7	7

INDIVIDUAL SINGLE SEASON

MOST PASSES CAUGHT

Rk	No.	Player	Year
1	103	J.D. McKissic	2012
2	94	Dwayne Frampton	2011
3	93	Omar Bayless	2019
4	83	Kirk Merritt	2018
5	79	Jonathan Adams Jr.	2020
6	72	Robert Kilow	2000
7	70	Kirk Merritt	2019
8	69	Dwayne Frampton	2010
9	62	Jonathan Adams Jr.	2019
10	61	Justin McInnis	2018
	61	Levi Dejohnette	2007

MOST YARDS GAINED

Rk	No.	Player	Year
1	1653	Omar Bayless	2019
2	1156	Dwayne Frampton	2011
3	1111	Jonathan Adams Jr.	2020
4	1022	J.D. McKissic	2012
5	1005	Kirk Merritt	2018
6	1002	Robert Kilow	2000
7	955	Chet Douthit	1970
8	901	Lennie Johnson	1998
9	862	Lennie Johnson	1997
10	851	Jonathan Adams Jr.	2019

MOST TOUCHDOWN CATCHES

Rk	No.	Player	Year
1	17	Omar Bayless	2019
2	12	Jonathan Adams Jr.	2020
	12	Kirk Merritt	2019
4	10	Tres Houston	2015
	10	Alfred Bentley	1959
	10	John Koldus	1951
7	9	Corey Rucker	2021
	9	Chris Murray	2017



Omar Bayless (2016-19)

MOST YARDS PER CATCH

Rk	No.	Player	Year
1	22.8	Robert Kilow	1998
2	22.2	Chet Douthit	1970
3	21.7	Taylor Stockemer	2009
4	21.4	Lennie Johnson	1995
5	20.8	Cazzy Francis	1985
6	20.4	David Johnson	2007
7	20.1	James Hickenbotham	1999
8	19.8	Jeff Foreman	2023
	19.8	Judious Lewis	1983
	19.8	Alfred Bentley	1959

MOST 100-YARD RECEIVING GAMES

Rk	No.	Player	Year
1	8	Omar Bayless	2019
2	5	Jonathan Adams Jr.	2020
	5	Dwayne Frampton	2011
	5	Robert Kilow	2000
5	4	J.D. McKissic	2012
	4	Lennie Johnson	1996
	4	Chet Douthit	1970
8	3	Corey Rucker	2021
	3	Kirk Merritt	2019
	3	Kirk Merritt	2018
	3	Dijon Paschal	2015
	3	Lennie Johnson	1997
	3	Fred Barnett	1989

RECORDS



RECEIVING RECORDS

RECORDS

CAREER

MOST PASSES CAUGHT

Rk	No.	Player	Years
1	289	J.D. McKissic	2012-15
2	177	Omar Bayless	2016-19
3	166	Jonathan Adams Jr.	2017-20
4	163	Dwayne Frampton	2010-11
5	158	Robert Kilow	1998-00
6	156	Lennie Johnson	1995-98
7	153	Kirk Merritt	2018-19
8	152	Levi Dejohnette	2004-07
9	129	Taylor Stockemer	2009-12
10	128	Brandon Thompkins	2006-09

MOST YARDS GAINED

Rk	No.	Player	Years
1	2826	J.D. McKissic	2012-15
2	2775	Omar Bayless	2016-19
3	2730	Lennie Johnson	1995-98
4	2446	Robert Kilow	1998-00
5	2306	Jonathan Adams Jr.	2017-20
6	2146	Taylor Stockemer	2009-12
7	2067	Jeff Foreman	2019-23
8	1984	Corey Rucker	2020-23
9	1894	Dwayne Frampton	2010-11
10	1816	Levi Dejohnette	2004-07

MOST TOUCHDOWN CATCHES

Rk	No.	Player	Years
1	26	Omar Bayless	2016-19
2	21	Jonathan Adams Jr.	2017-20
3	19	Kirk Merritt	2018-19
4	16	Corey Rucker	2020-23
5	16	Taylor Stockemer	2009-12
6	15	John Koldus	1950-52
7	14	Jeff Foreman	2019-23
	14	Tres Houston	2013-15
9	13	Chris Murray	2015-17
	13	Alfred Bentley	1959-60

MOST YARDS PER CATCH

Rk	No.	Player	Years
1	22.1	Chet Douthit	1969-70
2	20.5	Kendricke Bullard	1990-92
3	20.1	Cazzy Francis	1985-86
4	19.9	Jeff Foreman	2019-23
5	18.3	Alfred Bentley	1959-60
6	17.9	Corey Rucker	2020-23
7	17.5	Lennie Johnson	1995-98
	17.5	Jerome Miller	1975-79
9	17.3	Judious Lewis	1983-84



SCORING RECORDS

INDIVIDUAL SINGLE GAME

MOST POINTS SCORED

Rk	No.	Player vs Opp.	Year
1	42	Steve Burks vs Abilene Christian	1973
	42	Clifton Keller vs Central Arkansas	1917
3	30	Michael Gordon at Idaho	2014
	30	Corey Walker vs Louisiana Tech	1996

MOST TOUCHDOWNS SCORED

Rk	No.	Player vs Opp.	Year
1	7	Steve Burks vs Abilene Christian	1973
	7	Clifton Keller vs Central Arkansas	1917
3	5	Michael Gordon at Idaho	2014
	5	Corey Walker vs Louisiana Tech	1996

MOST POINTS BY KICKING

Rk	No.	Player vs Opp.	Year
1	23	Brian Davis vs Central Arkansas	2011
2	20	Brian Davis at Louisiana	2012
3	19	Scott Roper at North Texas	1986
4	17	Josh Arauco vs Texas Southern	2008
5	16	J.D. Houston at Appalachian State	2015
6	15	Sawyer Williams vs Coastal Carolina	2017
7	14	Blake Grupe vs Memphis	2021
	14	Scott Roper vs ULM	1986
	14	Scott McDonald at Central Michigan	1981
10	13	Blake Grupe at UNLV	2019
	13	Luke Ferguson vs Montana State	2014
	13	Brian Davis at Missouri	2013
	13	Josh Arauco vs ULM	2008
	13	Scott Roper vs Louisiana Tech	1987

MOST FIELD GOALS ATTEMPTED

Rk	No.	Player vs Opp.	Year
1	6	Brian Davis vs Central Arkansas	2011
2	5	Blake Grupe vs Texas State	2021
	5	Brian Davis at Louisiana	2012
	5	Andy McPherson at Minnesota	1998
	5	Scott Roper at North Texas	1986
	5	Scott Roper vs ULM	1986

MOST FIELD GOALS MADE

Rk	No.	Player vs Opp.	Year
1	6	Brian Davis vs Central Arkansas	2011
2	5	Brian Davis at Louisiana	2012
	5	Scott Roper at North Texas	1986
4	4	Dominic Zvada at Ohio State	2022
	4	J.D. Houston at Appalachian State	2015
	4	Brian Davis at Missouri	2013
	4	Josh Arauco at Florida Atlantic	2009
	4	Josh Arauco at Texas A&M	2008
	4	Scott Roper vs ULM	1986
	4	Scott McDonald at Central Michigan	1981

MOST EXTRA POINT ATTEMPTS

Rk	No.	Player vs Opp.	Year
1	11	Dominic Zvada vs Texas State	2023
	11	Josh Arauco vs Texas Southern	2008
	11	Scott Roper vs Texas A&M-Commerce	1987
4	10	Logan Spry vs New Mexico State	2014
	10	Bobby Gentry vs Lamar	1970
	10	Don LaPlante at Southern Illinois	1951

MOST EXTRA POINTS MADE

Rk	No.	Player vs Opp.	Year
1	11	Dominic Zvada vs Texas State	2023
	11	Josh Arauco vs Texas Southern	2008
	11	Scott Roper vs Texas A&M-Commerce	1987
4	9	Eric Neihouse vs FIU	2005
	9	Eric Neihouse vs UT Martin	2003
	9	Stuart Reid vs UT Martin	1984
	9	Bobby Gentry vs Lamar	1970

LONGEST FIELD GOALS

Rk	No.	Player vs Opp.	Year
1	63	Scott Roper vs North Texas	1987
	63	Joe Duren vs McNeese State	1974
3	56	Dominic Zvada at Texas State	2022
	56	Bobby Zalud vs Memphis	2011
	56	Joe Duren vs McNeese State	1974
6	53	Dominic Zvada vs Southern Miss	2023
	53	Bobby Zalud vs Troy	2011
8	52	Jim Tarle at Northern Illinois	1995
9	51	Scott McDonald at Central Michigan	1981
	51	Joe Duren vs Lamar	1974

MOST FIELD GOALS 50+ YARDS

Rk	No.	Player vs Opp.	Year
1	2	Joe Duren vs McNeese State	1974

YEAR-BY-YEAR SCORING LEADERS

Year	Name	TD	PAT	FG	PTS
1950	Richie Wait	7	0	0	42
1951	Richie Wait	17	0	0	102
1952	Richie Wait	17	0	0	102
1953	Richie Wait	12	0	0	72
1954	Bill Templeton	4	6	0	30
	Don Riggs	6	0	0	36
1955	Howard Cissell	6	0	0	36
1956	Eddie Romeo	7	0	0	42
1957	Don Riggs	4	4	0	28
1958	Dill Caldwell	5	5	0	35
1959	Alfred Bentley	10	2	0	62
1960	Bobby Hogue	3	4	0	22
1961	Sammy Weir	3	4	0	22
1962	Dick Martillo	7	0	0	42
1963	Harold Wallin	4	0	0	24
1964	Dan Summers	0	19	5	34
	Eddie Rickus	5	0	0	30
1965	Terry Gwin	5	0	0	30
1966	Steve Gankiewicz	13	0	0	78

RECORDS



SCORING RECORDS

RECORDS

YEAR-BY-YEAR SCORING LEADERS

Year	Name	TD	PAT	FG	PTS
1967	Steve Gankiewicz	9	0	0	54
1968	Frank McGuigan	15	2	0	92
1969	Calvin Harrell	9	0	0	54
	James Hamilton	9	0	0	54
1970	Calvin Harrell	13	0	0	78
1971	Joe Duren	0	17	7	38
1972	Greg Hill	7	0	0	42
1973	Steve Burks	18	2	0	110
1974	Stan Winfrey	11	0	0	66
1975	David Hines	17	0	0	102
1976	Leroy Harris	13	2	0	80
1977	Kennon Taylor	7	0	0	42
1978	Doug Dobbs	0	10	17	61
1979	Doug Dobbs	0	18	9	45
1980	Jerry Mack	4	0	0	24
1981	Scott McDonald	0	17	12	53
1982	Waddell Kelly	9	0	0	54
1983	Tim Langford	9	0	0	54
1984	Rickey Jemison	11	0	0	66
1985	Dwane Brown	10	0	0	60
1986	Scott Roper	0	33	21	96
1987	Scott Roper	0	41	11	74
1988	Earl Easley	11	0	0	66
1989	Ryan Jose	0	31	6	49
1990	Ryan Jose	0	20	6	38
1991	Roy Johnson	12	0	0	72
1992	Jerrold Seymore	5	0	0	30
1993	Jeff Caldwell	0	8	14	50
1994	Jeff Caldwell	0	9	9	36
1995	Corey Walker	14	0	0	86
1996	Corey Walker	12	0	0	72
1997	Lamont Zachery	8	0	0	48
1998	Lamont Zachery	11	0	0	66
1999	Nick Gatto	0	30	8	54
2000	Nick Gatto	0	24	9	51
2001	Alvin Powell	6	0	0	36
2002	Danny Smith	14	0	0	84
2003	Shermar Bracey	8	0	0	48
2004	Eric Neihouse	0	26	11	59
2005	Eric Neihouse	0	35	12	74
2006	Josh Arauco	0	16	12	52
2007	Josh Arauco	0	34	15	79
2008	Josh Arauco	0	37	17	88
2009	Reggie Arnold	12	0	0	72
2010	Ryan Aplin	11	0	0	66
2011	Brian Davis	0	44	18	98
2012	Brian Davis	0	53	17	104
	David Oku	17	2	0	104
2013	Brian Davis	0	46	15	91
2014	Michael Gordon	14	0	0	84
2015	Johnston White	14	0	0	84
2016	J.D. Houston	0	36	12	72
2017	Sawyer Williams	0	48	16	96
2018	Blake Grupe	0	35	14	77
2019	Blake Grupe	0	53	19	110
2020	Blake Grupe	0	43	11	76
2021	Blake Grupe	0	20	31	91
2022	Dominic Zvada	0	30	17	81
2023	Dominic Zvada	0	41	17	92

INDIVIDUAL SINGLE SEASON

MOST POINTS SCORED

Rk	No.	Player	Year
1	126	Richie Voit	1951
2	110	Blake Grupe	2019
	110	Steve Burks	1973
4	104	Brian Davis	2012
	104	David Oku	2012
6	102	Omar Bayless	2019
	102	David Hines	1975
	102	Richie Voit	1952

MOST TOUCHDOWNS SCORED

Rk	No.	Player	Year
1	21	Richie Voit	1951
2	18	Steve Burks	1973
3	17	Omar Bayless	2019
	17	David Oku	2012
	17	David Hines	1975
	17	Richie Voit	1952
7	15	Frank McGuigan	1968

MOST POINTS BY KICKING

Rk	No.	Player	Year
1	110	Blake Grupe (19 FG/53 PAT)	2019
2	104	Brian Davis (17 FG/53 PAT)	2012
3	98	Brian Davis (18 FG/44 PAT)	2011
4	96	Sawyer Williams (16 FG/48 PAT)	2017
	96	Scott Roper (21 FG/33 PAT)	1986
6	92	Dominic Zvada (17 FG/41 PAT)	2023
7	91	Blake Grupe (20 FG/31 PAT)	2021
	91	Brian Davis (15 FG/46 PAT)	2013
9	88	Josh Arauco (17 FG/37 PAT)	2008
10	81	Dominic Zvada (17 FG / 30 PAT)	2022

MOST FIELD GOAL ATTEMPTS

Rk	No.	Player	Year
1	28	Scott Roper	1986
2	25	Blake Grupe	2021
3	23	Brian Davis	2011
	23	Josh Arauco	2007
5	22	Dominic Zvada	2023
	22	Blake Grupe	2019
	22	Sawyer Williams	2017
	22	Eric Neihouse	2002
	22	Eric Neihouse	2005
	22	Doug Dobbs	1978



SCORING RECORDS

MOST FIELD GOALS MADE

Rk	No.	Player	Year
1	21	Scott Roper	1986
2	20	Blake Grupe	2021
3	19	Blake Grupe	2019
4	18	Brian Davis	2011
5	17	Dominic Zvada	2023
	17	Dominic Zvada	2022
	17	Brian Davis	2012
	17	Josh Arauco	2008
	17	Doug Dobbs	1978
10	16	Sawyer Williams	2017

MOST EXTRA POINT ATTEMPTS

Rk	No.	Player	Year
1	56	Brian Davis	2012
2	54	Blake Grupe	2019
	54	Don LaPlante	1951
4	53	Sawyer Williams	2017
5	47	Brian Davis	2013
	47	Brian Davis	2011
7	45	J.D. Houston	2015
8	43	Scott Roper	1987
9	42	Luke Ferguson	2014
10	41	Dominic Zvada	2023
	41	J.D. Houston	2016

MOST EXTRA POINTS MADE

Rk	No.	Player	Year
1	53	Blake Grupe	2019
	53	Brian Davis	2012
3	48	Sawyer Williams	2017
4	46	Brian Davis	2013
5	44	Brian Davis	2011
6	43	Blake Grupe	2020
	43	J.D. Houston	2015
	43	Don LaPlante	1951
9	41	Dominic Zvada	2023
	41	Scott Roper	1987

MOST FG MADE 50+ YARDS

Rk	No.	Player	Year
1	3	Joe Duren	1974



Brian Davis (2010-13)

CAREER

MOST POINTS SCORED

Rk	No.	Player	Years
1	354	Blake Grupe	2018-21
2	342	Richie Voit	1950-53
3	326	Brian Davis	2010-13
4	288	Josh Arauco	2006-09
5	234	Eric Neihouse	2002-05
6	216	Michael Gordon	2012-15
7	210	Reggie Arnold	2006-09
8	198	Dwane Brown	1984-87
9	195	Jeff Caldwell	1993-96
10	192	Ryan Aplin	2009-12

MOST TOUCHDOWNS SCORED

Rk	No.	Player	Years
1	57	Richie Voit	1950-53
2	36	Michael Gordon	2012-15
3	35	Reggie Arnold	2006-09
4	33	Dwane Brown	1984-87
5	32	Ryan Aplin	2009-12
6	31	Lamont Zachery	1996-99
7	30	Steve Burks	1971-74
8	29	Johnston White	2014-17
9	28	Corey Walker	1993-96
10	27	Warren Wand	2015-18

RECORDS



SCORING RECORDS

RECORDS

MOST POINTS BY KICKING

Rk	No.	Player	Years
1	354	Blake Grupe	2018-21
2	326	Brian Davis	2010-13
3	288	Josh Arauco	2006-09
4	234	Eric Neihouse	2002-05
5	195	Jeff Caldwell	1993-96
6	178	Doug Dobbs	1976-79
7	173	Dominic Zvada	2022-23
8	170	Scott Roper	1986-87
9	165	Joe Duren	1971-74
10	151	J.D. Houston	2015-16

MOST FIELD GOALS ATTEMPTED

Rk	No.	Player	Years
1	86	Blake Grupe	2018-21
2	76	Josh Arauco	2006-09
3	70	Brian Davis	2010-13
4	67	Eric Neihouse	2002-05
5	65	Joe Duren	1971-74
6	57	Jeff Caldwell	1993-96
7	53	Doug Dobbs	1976-79
8	49	Scott Roper	1986-87

MOST FIELD GOALS MADE

Rk	No.	Player	Years
1	64	Blake Grupe	2018-21
2	58	Josh Arauco	2006-09
3	56	Brian Davis	2010-13
4	40	Jeff Caldwell	1993-96
5	37	Eric Neihouse	2002-05
6	35	Doug Dobbs	1976-79
7	34	Dominic Zvada	2022-23
8	32	Scott Roper	1986-87
9	28	Jeff Caldwell	1993-95
10	27	Joe Duren	1971-74

MOST CONSECUTIVE FIELD GOALS MADE

Rk	No.	Player	Year(s)
1	15	Josh Arauco	2008
2	13	Dominic Zvada	2022
	13	Brian Davis	2012-13
4	11	Blake Grupe	2019
5	10	Josh Arauco	2006
	10	Jeff Caldwell	1993
	10	Scott Roper	1986
8	9	J.D. Houston	2015
9	8	Josh Arauco	2007

MOST EXTRA POINT ATTEMPTS

Rk	No.	Player	Years
1	168	Blake Grupe	2018-21
2	167	Brian Davis	2010-13
3	125	Eric Neihouse	2002-05
4	123	Don LaPlante	1950-52
5	122	Josh Arauco	2006-09
6	90	Joe Duren	1971-74
7	86	J.D. Houston	2015-16
8	80	Doug Dobbs	1976-79
9	79	Ryan Jose	1989-91
10	78	Jeff Caldwell	1993-96

MOST EXTRA POINTS MADE

Rk	No.	Player	Years
1	162	Blake Grupe	2018-21
2	158	Brian Davis	2010-13
3	123	Eric Neihouse	2002-05
4	114	Josh Arauco	2006-09
5	96	Don LaPlante	1950-52
6	84	Joe Duren	1971-74
7	79	J.D. Houston	2015-16
8	75	Jeff Caldwell	1993-96
9	74	Scott Roper	1986-87
10	73	Doug Dobbs	1976-79

MOST CONSECUTIVE EXTRA POINTS MADE

Rk	No.	Player	Year(s)
1	78	Eric Neihouse	2003-05
2	74	Josh Arrauco	2006-08
3	49	Dominic Zvada	2022-23
4	46	Scott Roper	1986-87
5	43	Brian Davis	2013
6	33	Joe Duren	1973-74
7	32	Jeff Caldwell	1996
8	30	Jeff Caldwell	1993-95
9	28	Blake Grupe	2020
	28	Brian Davis	2011-12

MOST FG MADE 50+ YARDS

Rk	No.	Player	Years
1	3	Joe Duren	1971-74
2	2	Dominic Zvada	2022-23
	2	Bobby Zalud	2010-11
	2	Scott Roper	1986-87
5	1	Blake Grupe	2018-21
	1	Brian Davis	2010-13
	1	Eric Neihouse	2002-05
	1	Scott McDonald	1981-83
	1	Jim Tarle	1994-95



SCORING RECORDS

TEAM SINGLE GAME

MOST POINTS SCORED

Rk	No.	Opponent	Year
1	101	Central Arkansas	1917
2	83	Texas Southern	2008
3	77	Texas State	2023
	77	Texas A&M-Commerce	1987
5	72	UT Martin	1984
6	70	Missouri State	2015
7	69	Lamar	1970
	69	Lyon College	1913

MOST TOUCHDOWNS

Rk	No.	Opponent	Year
1	11	Texas State	2023
	11	Texas Southern	2008
	11	Texas A&M-Commerce	1987
4	10	Missouri State	2015
	10	New Mexico State	2014
	10	UT Martin	1984
	10	Lamar	1970
8	9	at ULM	2017
	9	Arkansas-Pine Bluff	2013
	9	Mississippi Valley State	2009
	9	FIU	2005

MOST EXTRA POINT ATTEMPTS

Rk	No.	Opponent	Year
1	11	Texas State	2023
	11	Texas Southern	2008
	11	Texas A&M-Commerce	1987
4	10	Missouri State	2015
	10	New Mexico State	2014
	10	Lamar	1970
	10	UT Martin	1984
	10	at Southern Illinois	1951

MOST EXTRA POINTS MADE

Rk	No.	Opponent	Year
1	11	Texas State	2023
	11	Texas Southern	2008
	11	Texas A&M-Commerce	1987
4	10	Missouri State	2015
5	9	FIU	2005
	9	UT Martin	1984
	9	Lamar	1970

MOST FIELD GOAL ATTEMPTS

Rk	No.	Opponent	Year
1	6	Central Arkansas	2011
2	5	Texas State	2021
	5	at Louisiana	2012
	5	at Western Kentucky	2011
	5	at Minnesota	1998
	5	Southern Illinois	1994
	5	at North Texas	1986
	5	ULM	1986
	5	at ULM	1972

MOST FIELD GOALS MADE

Rk	No.	Opponent	Year
1	6	Central Arkansas	2011
2	5	at Louisiana	2012
	5	at North Texas	1986
4	4	at Ohio State	2022
	4	at Appalachian State	2015
	4	at Missouri	2013
	4	at Florida Atlantic	2009
	4	at Texas A&M	2008
	4	ULM	1986
	4	at Central Michigan	1981

RECORDS



SCORING RECORDS

RECORDS

TEAM SINGLE SEASON

MOST POINTS SCORED

Rk	No.	Year
1	520	2015
2	477	2014
3	456	1951
4	454	2017
	454	2012
6	452	1986
7	438	2019
8	422	2011
9	395	1987
10	394	2018

MOST TOUCHDOWNS

Rk	No.	Year
1	69	2015
2	65	2014
3	59	2017
4	58	2012
5	57	1951
6	54	2019
7	50	2018
	50	1975
9	49	1952
10	47	2020
	47	2010

MOST EXTRA POINT ATTEMPTS

Rk	No.	Year
1	66	2015
2	60	2014
3	57	1951
4	56	2012
5	54	2019
	54	2017
7	49	1952
8	47	2013
	47	2011
10	46	2018
	46	2010

MOST EXTRA POINTS MADE

Rk	No.	Year
1	63	2015
2	53	2019
	53	2012
4	52	2014
5	48	2017
6	46	2013
7	44	2011
	44	1951
9	43	2020
10	42	2018
	42	2010

MOST FIELD GOAL ATTEMPTS

Rk	No.	Year
1	34	2011
2	28	1986
3	25	2021
4	24	2007
5	23	2018
6	22	2019
	22	2017
	22	2005
	22	1981
	22	1978

MOST FIELD GOALS MADE

Rk	No.	Year
1	24	2011
2	22	2019
3	21	1986
4	20	2021
5	17	2023
	17	2022
	17	2012
	17	2008
	17	1978
10	16	2017



PUNTING RECORDS

INDIVIDUAL SINGLE GAME

MOST PUNTS

Rk	No.	Player vs Opp.	Year
1	20	Willard Tilley at Memphis	1939
2	14	Kevin McClelland at UT Arlington	1968
3	13	Bruce Gartman at Southern Miss	1980
4	12	Damon Foncham vs UCF	2016
	12	Scot Simons vs UAB	1997

MOST YARDS

Rk	No.	Player vs Opp.	Year
1	736	Willard Tilley at Memphis	1939
2	601	Bruce Gartman at Southern Miss	1980
3	498	Kevin McClelland at UT Arlington	1968
4	486	Kyle Richardson at Louisiana Tech	1993
5	475	Ryan Smith at LSU	1998
6	469	Luke Ferguson at ULM	2015
7	464	Damon Foncham vs UCF	2016
8	462	Kyle Richardson vs ULM	1993
9	457	Scot Simons vs UAB	1997
10	453	Kyle Richardson at Louisiana Tech	1995

HIGHEST AVERAGE (MIN 3 PUNTS)

Rk	No.	Player vs Opp.	Year
1	58.0	Stephen Hogan vs Appalachian State	2014
2	57.5	Bruce Gartman at UT Arlington	1981
3	54.0	Joe Slayton vs Louisiana	1979
4	53.0	William Prystup at Southern Miss	2022
5	52.5	Dick Martillo vs Mississippi College	1962
6	52.0	Ryan Hanson vs Central Arkansas	2020
7	51.6	Ryan Hanson at Ohio State	2022
8	50.8	Cody Grace at South Alabama	2019
9	50.7	Dean Gericke vs Western Kentucky	2010
	50.7	Dan Mullen vs Southern Illinois	1975

LONGEST PUNTS

Rk	No.	Player vs Opp.	Year
1	82	John Ed James at Southern Illinois	1936
2	80	Joe Slayton vs Lamar	1979
3	79	Bobby Reid at Troy	1951
	79	Joe Slayton at Wyoming	1979
5	75	Cody Grace vs Louisiana	2019
	75	Kyle Richardson vs Louisiana	1994
	75	Kyle Richardson at UNLV	1995



Joe Slayton (1976-79)

INDIVIDUAL SINGLE SEASON

MOST PUNTS

Rk	No.	Player	Year
1	85	Bruce Gartman	1980
2	82	Kyle Richardson	1993
3	81	Kevin McClelland	1968
4	78	Jarod Little	2003
5	77	Damon Foncham	2016
6	74	Ryan Smith	1998
7	72	Luke Ferguson	2015
8	70	Bruce Gartman	1982
9	69	Kyle Richardson	1994
10	68	Ryan Hanson	2021
	68	Mike Alexander	2001

MOST YARDS

Rk	No.	Player	Year
1	3530	Bruce Gartman	1980
2	3285	Kyle Richardson	1993
3	3097	Ryan Smith	1998
4	3085	Jarod Little	2003
5	3075	Luke Ferguson	2015
6	3026	Damon Foncham	2016
7	2995	Ryan Hanson	2021
8	2907	Kyle Richardson	1994
9	2875	Kevin McClelland	1968
10	2874	Cody Grace	2019

HIGHEST AVERAGE (MIN 20 PUNTS)

Rk	No.	Player	Year
1	44.4	Ryan Smith	1999
2	44.2	Cody Grace	2019
3	44.0	Ryan Hanson	2021
4	43.8	Luke Ferguson	2013
5	43.7	Ryan Hanson	2022
6	43.5	William Przystup	2022
7	43.2	William Przystup	2023
8	42.8	Dan Mullen	1978
9	42.7	Luke Ferguson	2015
10	42.3	Ryan Wilbourn	2009

RECORDS



PUNTING RECORDS

RECORDS

CAREER

MOST PUNTS

Rk	No.	Player	Years
1	274	Kyle Richardson	1992-95
2	251	Kevin McClelland	1966-69
3	239	Joe Slayton	1969-79
4	210	Bruce Gartman	1980-82
5	178	Cody Grace	2017-19
6	175	Stacy Gore	1983-85

MOST YARDS

Rk	No.	Player	Years
1	10,917	Kyle Richardson	1992-95
2	9269	Joe Slayton	1976-79
3	9054	Kevin McClelland	1966-69
4	8655	Bruce Gartman	1980-82
5	7487	Cody Grace	2017-19
6	6894	Stacy Gore	1983-85

HIGHEST AVERAGE (MIN 60 PUNTS)

Rk	No.	Player	Years
1	43.3	William Przystup	2022-23
2	43.1	Ryan Hanson	2020-22
3	42.8	Ryan Smith	1998-99
4	42.4	Luke Ferguson	2012-15
5	42.1	Cody Grace	2017-19
6	41.5	Dan Mullen	1972-75
7	41.2	Bruce Gartman	1980-82
8	40.3	Ryan Wilbourn	2009-12
9	40.0	Jarod Little	2003-05
10	39.8	Kyle Richardson	1992-95

TEAM SINGLE GAME

MOST PUNTS

Rk	No.	Opponent	Year
1	20	at Memphis	1939
2	14	at UT Arlington	1968
3	13	at Southern Miss	1980
4	12	UCF	2016
	12	Idaho	1998
	12	at LSU	1998
	12	at Florida	1993

MOST YARDS

Rk	No.	Opponent	Year
1	736	at Memphis	1939
2	601	at Southern Miss	1980
3	511	at LSU	1998
4	498	at UT Arlington	1968
5	473	Idaho	1998
6	469	at ULM	2015
7	468	at Virginia Tech	1994
8	464	UCF	2016
9	416	Louisiana Tech	1980

HIGHEST AVERAGE (MIN 3 PUNTS)

Rk	No.	Opponent	Year
1	57.5	at UT Arlington	1981
2	54.0	Louisiana	1979
3	53.0	at Idaho	2014
4	52.0	Central Arkansas	2020
5	51.6	at Ohio State	2022
6	50.8	at South Alabama	2019
7	50.7	Southern Illinois	1975
8	49.6	at Memphis	1987
9	49.2	at Texas State	2014
	49.2	Louisiana	1973

TEAM SINGLE SEASON

MOST PUNTS

Rk	No.	Year
1	88	1993
2	87	1998
	87	1980
4	83	1968
5	81	2016
6	79	2003
7	78	1978
8	73	1994
9	72	2015
10	71	1982

MOST YARDS

Rk	No.	Year
1	3576	1998
2	3559	1980
3	3439	1993
4	3373	2014
5	3165	2016
6	3085	2003
7	3075	2015
8	3033	1978
9	3019	2022
10	2995	2021

HIGHEST AVERAGE

Rk	No.	Year
1	44.2	2019
2	43.4	2021
3	43.2	2023
4	43.1	2022
5	42.7	2015
6	42.3	2009
7	41.6	2014
8	41.5	1975
9	41.4	2004
10	41.3	1995



PUNT RETURN RECORDS

INDIVIDUAL SINGLE GAME

MOST RETURNS

Rk	No.	Player vs Opp.	Year
1	9	Blaise Taylor at New Mexico State	2017
2	8	Steve Hanschen vs Northwestern State	1978
3	7	James Johnson vs Troy	2005
	7	Terry Whiting vs Trinity	1970
	7	Terry Whiting vs Southeastern	1968
6	6	Billy Bowers at Memphis	1983
	6	Steve Hanschen vs McNeese State	1978

MOST YARDS RETURNED

Rk	No.	Player vs Opp.	Year
1	147	Terry Whiting vs ULM	1971
2	130	James Johnson vs UT Martin	2005
3	114	Blaise Taylor at New Mexico State	2017
4	111	Blaise Taylor at New Mexico State	2015
5	109	Kevin Jones vs Memphis	2007
6	104	Blaise Taylor vs Appalachian State	2014
7	98	Blaise Taylor at Georgia State	2016
8	94	Steve Hanschen at Louisiana	1978
9	92	Don Riggs vs Murray State	1955
10	92	Howard Cissell vs Lewis College	1955

HIGHEST AVERAGE (MIN 3 RETURNS)

Rk	No.	Player vs Opp.	Year
1	34.7	Blaise Taylor vs Appalachian State	2014
2	32.7	Blaise Taylor at Georgia State	2016
3	29.4	Terry Whiting vs ULM	1971
4	28.3	Kevin Jones vs Texas Southern	2008
5	27.8	Blaise Taylor at New Mexico State	2015
6	26.0	James Johnson vs UT Martin	2005
7	24.7	Mike Cox vs UT Martin	2003
8	24.3	Courtney Jackson at Marshall	2023
	24.3	Keith Weaver vs Chattanooga	1982
10	22.3	Brandon Thompkins vs FIU	2007

INDIVIDUAL SINGLE SEASON

MOST RETURNS

Rk	No.	Player	Year
1	51	Steve Hanschen	1978
2	36	James Johnson	2005
3	30	Chris Collier	1989
4	29	Blaise Taylor	2016
	29	Blaise Taylor	2014
6	28	Warren Wand	2018
7	27	Blaise Taylor	2017
	27	Billy Bowers	1984
	27	Billy Bowers	1983
10	26	Jerry McKenna	1977

MOST YARDS RETURNED

Rk	No.	Player	Year
1	385	James Johnson	2006
2	370	Blaise Taylor	2017
3	322	Blaise Taylor	2015
4	311	Terry Whiting	1971
5	295	Steve Hanschen	1978
6	247	James Hickenbotham	2002
7	234	Blaise Taylor	2014
8	231	Warren Wand	2018
9	227	B.J. Edmonds	2019
10	225	Blaise Taylor	2016

HIGHEST AVERAGE (MIN 10 RETURNS)

Rk	No.	Player	Year
1	19.4	Terry Whiting	1971
2	14.8	Terry Whiting	1969
3	14.1	Dick Ritchey	1965
4	13.7	Blaise Taylor	2017
5	13.4	Blaise Taylor	2015
6	12.3	David Hines	1972

RECORDS



PUNT RETURN RECORDS

RECORDS

CAREER

MOST RETURNS

Rk	No.	Player	Years
1	109	Blaise Taylor	2014-17
2	66	Terry Whiting	1968-71
3	63	Steve Hanschen	1976-79
4	58	Chris Collier	1988-90
T5	56	Kevin Jones	2005-08
T5	56	Billy Bowers	1981-84
7	43	James Johnson	2004-05
T8	42	Keith Weaver	1981-84
T8	42	Dick Ritchey	1964-67
T8	42	Reginald Murphy	1993-96

MOST YARDS RETURNED

Rk	No.	Player	Years
1	1151	Blaise Taylor	2014-17
2	748	Terry Whiting	1968-71
3	478	James Johnson	2004-05
4	470	Kevin Jones	2005-08
5	444	Dick Ritchey	1964-67
6	349	Reginald Murphy	1993-96
7	345	Chris Collier	1988-90
8	328	Steve Hanschen	1976-79

TEAM SINGLE GAME

MOST RETURNS

Rk	No.	Opponent	Year
1	9	at New Mexico State	2017
2	8	Chattanooga	1975
3	7	Troy	2005
	7	Louisiana Tech	1983
	7	at Tulsa	1978
	7	Lamar	1974
	7	Trinity	1970
	7	Southeastern	1968

MOST YARDS RETURNED

Rk	No.	Opponent	Year
1	165	ULM	1971
2	127	UT Martin	2005
3	114	at New Mexico State	2017
4	111	at New Mexico State	2015
5	110	Indiana State	1973
6	109	Memphis	2007
7	108	Texas Southern	2008
8	104	Appalachian State	2014
9	104	Mississippi Valley State	2009
10	98	at Georgia State	2016

HIGHEST AVERAGE

Rk	No.	Opponent	Year
1	34.7	Appalachian State	2014
2	27.8	at New Mexico State	2015
3	27.5	ULM	1971
4	27.0	Texas Southern	2008
5	24.7	UT Martin	2003
6	24.5	at Georgia State	2016
7	24.3	at Marshall	2023
	24.3	Chattanooga	1982
9	22.0	Indiana State	1973
10	21.2	UT Martin	2005

TEAM SINGLE SEASON

MOST RETURNS

Rk	No.	Year
1	53	1978
2	50	1975
3	39	2005
4	37	2016
5	36	2015
6	35	2014
	35	1983
8	34	1970
9	32	2018
	32	1977

MOST YARDS RETURNED

Rk	No.	Year
1	437	1975
2	427	1971
3	413	2015
4	391	2005
5	370	2017
6	307	1973
7	305	1978
8	299	1965

HIGHEST AVERAGE

Rk	No.	Year
1	18.9	1961
2	15.2	1971
3	13.8	1962
4	13.7	2017
5	13.0	2007
6	12.9	1958
7	12.5	1969



KICKOFF RETURN RECORDS

INDIVIDUAL SINGLE GAME

MOST RETURNS

Rk	No.	Player vs Opp.	Year
1	9	Alan Lamar vs App State	2021
2	8	Brandon Thompkins at Tennessee	2007
	8	Chris Collier at North Texas	1988
4	7	J.D. McKissic at Toledo	2015
	7	Brandon Thompkins at ULM	2007
	7	Brandon Thompkins at FAU	2007
	7	Brandon Thompkins at Troy	2006
	7	Chris Easley at North Texas	2003
	7	Robert Kilow vs Boise State	2000

MOST YARDS RETURNED

Rk	No.	Player vs Opp.	Year
1	232	Alan Lamar at South Alabama	2021
2	211	J.D. McKissic at Toledo	2015
3	194	Brandon Thompkins at Tennessee	2007
4	185	Alan Lamar vs Coastal Carolina	2021
5	184	Brandon Thompkins at ULM	2007
6	178	Alan Lamar at Tulsa	2021
7	176	Lamont Zachery vs Louisiana	1997
8	174	Blaise Taylor vs Louisiana Tech	2015
9	173	Robert Kilow vs New Mexico State	2000
10	171	Alan Lamar vs App State	2021

HIGHEST AVERAGE (MIN 3 RETURNS)

Rk	No.	Player vs Opp.	Year
1	55.3	Ja'Quez Cross vs Texas State	2023
2	48.7	Johnnie Lang Jr. vs ULM	2022
3	47.3	Kearney Blalack vs Trinity	1970
4	46.4	Alan Lamar at South Alabama	2021
5	43.5	Blaise Taylor vs Louisiana Tech	2015
6	43.0	Darren Toney vs FIU	2007
7	40.3	Robert Kilow at NC State	2000
8	39.5	Rod Hall at Indiana	2010
9	35.7	Corey Walker vs Louisiana Tech	1996
10	35.6	Alan Lamar at Tulsa	2021

LONGEST RETURN

Rk	No.	Player vs Opp.	Year
1	100	Alan Lamar at South Alabama	2021
	100	Manuel Vidal vs Southern Arkansas	1953
3	99	Michael Adams vs Lamar	1986
4	98	Johnnie Lang Jr. vs uLM	2022
	98	Blaise Taylor vs Louisiana Tech	2015
	98	J.D. McKissic vs Idaho	2013
	98	James Hickenbotham vs North Texas	2000
8	97	Richie Voit at Troy	1951
9	95	Willie Harris vs Illinois State	1973
	95	Kearney Blalack vs Trinity	1970

INDIVIDUAL SINGLE SEASON

MOST RETURNS

Rk	No.	Player	Year
1	55	Alan Lamar	2021
2	49	Brandon Thompkins	2007
3	37	Johnnie Lang Jr.	2022
	37	Rod Hall	2010
5	35	Brandon Thompkins	2009
6	38	Chris Easley	2003
	28	Chappell Mitchell	1997
8	27	Antonio Warren	2004
	27	Robert Kilow	2000
10	26	Darren Toney	2004
	26	Chris Collier	1990

MOST YARDS RETURNED

Rk	No.	Player	Year
1	1333	Alan Lamar	2021
2	1062	Brandon Thompkins	2007
3	886	Johnnie Lang Jr.	2022
4	854	Rod Hall	2010
5	790	Brandon Thompkins	2009
6	724	Robert Kilow	2000
7	654	Ja'Quez Cross	2023
	654	J.D. McKissic	2015
9	629	J.D. McKissic	2013
10	618	Chappell Mitchell	1997

HIGHEST AVERAGE (MIN 10 RETURNS)

Rk	No.	Player vs Opp.	Year
1	30.8	Andrew Tyron	2011
2	30.4	Kearney Blalack	1970
3	30.0	J.D. McKissic	2013
4	28.4	Ja'Quez Cross	2023
5	27.7	Kirk Merritt	2019
6	27.2	J.D. McKissic	2015
7	27.1	Dick Ritchey	1966
8	26.8	Robert Kilow	2000
9	26.7	Michael Adams	1986
	26.7	Willie Harris	1973

RECORDS



KICKOFF RETURN RECORDS

RECORDS

CAREER

MOST RETURNS

Rk	No.	Player	Years
1	123	Brandon Thompkins	2006-09
2	73	James Hickenbotham	1999-02
3	72	Darren Toney	2004-07
4	63	Robert Kilow	1998-00
	63	Chris Collier	1988-90
6	55	Alan Lamar	2021
7	53	J.D. McKissic	2012-15
8	51	Rod Hall	2010-11
	51	Lamont Zachery	1996-99
10	50	Corey Walker	1993-96

MOST YARDS RETURNED

Rk	No.	Player	Years
1	2696	Brandon Thompkins	2006-09
2	1746	James Hickenbotham	1999-02
3	1513	Darren Toney	2004-07
4	1504	Robert Kilow	1998-00
5	1473	J.D. McKissic	2012-15
6	1333	Alan Lamar	2021
7	1212	Chris Collier	1988-90
8	1175	Corey Walker	1993-96
9	1146	Rod Hall	2010-11
10	1068	Kearney Blalack	1970-72

HIGHEST AVERAGE (MIN 20 RETURNS)

Rk	No.	Player	Years
1	28.4	Ja'Quez Cross	2022-23
2	27.8	J.D. McKissic	2012-15
3	25.2	Kirk Merritt	2018-19
4	25.1	Robert Kilow	1998-00
5	24.5	Daryl Rollins-Davis	2014-16
6	24.2	Alan Lamar	2021
7	24.0	Blaise Taylor	2014-17
8	23.9	Johnnie Lang Jr.	2021-22
	23.9	James Hickenbotham	1999-02
10	23.7	Kearney Blalack	1970-72
	23.7	Dick Ritchey	1964-67



Brandon Thompkins (2006-09)

TEAM SINGLE GAME

MOST RETURNS

Rk	No.	Opponent	Year
1	11	Louisiana Tech	1998
2	9	at Tennessee	2007
	9	at Missouri	2004
	9	at Toledo	1990

MOST YARDS RETURNED

Rk	No.	Opponent	Year
1	232	at South Alabama	2021
2	227	Louisiana	1997
3	226	Idaho	2013
4	225	Louisiana Tech	2015
5	223	at Indiana	2010
6	218	Louisiana Tech	1998
7	216	at Toledo	2015
8	210	at Missouri	2004
9	209	at Tennessee	2007
10	200	Coastal Carolina	2021

HIGHEST AVERAGE

Rk	No.	Opponent	Year
1	58.0	at Utah State	2000
2	48.3	Illinois State	1973
3	47.5	Texas State	2023
4	47.3	Trinity	1970
5	46.4	at South Alabama	2021
6	45.2	Idaho	2013
7	42.8	ULM	2022
8	41.0	North Texas	1989
9	37.5	FIU	2007
10	35.6	at Tulsa	2021

KICKOFF RETURN RECORDS



TEAM SINGLE SEASON

MOST RETURNS

Rk	No.	Year
1	66	2007
2	62	2004
3	61	2021
4	60	1997
5	57	2003
	57	1998
7	56	2010
8	54	1990
9	52	2000
10	51	2022
	51	2006

MOST YARDS RETURNED

Rk	No.	Year
1	1426	2007
2	1400	2021
3	1267	1997
4	1256	2000
5	1198	2010
6	1147	2004
7	1112	2015
8	1106	2022
9	1100	1998
10	1057	2014

RECORDS



DEFENSIVE RECORDS

RECORDS

INDIVIDUAL SINGLE GAME

MOST TACKLES

Rk	No.	Player vs Opp.	Year
1	33	Bill Bergey vs Eastern Michigan	1968
2	25	Tyrell Johnson at North Texas	2005
3	23	Jordan Boyd vs Chattanooga	1982
4	22	Derrick Toney at Colorado State	1991
	22	Foot Daley vs Delta State	1988
6	21	Andy Henault vs New Mexico State	1998
	21	Cedric Buckley at Akron	1991
8	20	Michael Beason vs Louisiana	1991
	20	Dan Miller at Memphis	1986
	20	Ron Smith vs Lamar	1979
	20	Jerry Muckenstrum at Chattanooga	1972

MOST SACKS

Rk	No.	Player vs Opp.	Year
1	5	Ja'Von Rolland-Jones at Idaho	2014
2	4	Brandon Joiner vs Louisiana	2011
	4	Alex Carrington vs Western Kentucky	2009
	4	Corey Williams vs Tulsa	2002
	4	Marvin Neloms vs Chattanooga	1984
	4	Blaise Taylor vs Louisiana Tech	2015

MOST INTERCEPTION RETURN YARDS

Rk	No.	Player vs Opp.	Year
1	99	Money Hunter vs Texas State	2015
2	96	Gordon Freeman vs St. Mary (Kan.)	1963
3	95	Darrell Baker vs UNLV	1995
	95	Chappell Mitchell vs Louisiana	1996
5	94	Money Hunter vs Toledo	2014
6	92	Tyrell Johnson vs FIU	2005
7	87	Melique Straker vs Texas State	2023
	87	Al Johnson at Louisiana	1989
	87	Terry Whiting vs Abilene Christian	1971
10	85	Blaise Taylor at ULM	2017
	85	Koby McKinnon vs FIU	2005

LONGEST INTERCEPTION RETURN

Rk	No.	Player vs Opp.	Year
1	99	Money Hunter vs Texas State	2015
2	96	Gordon Freeman vs St. Mary (Kan.)	1963
3	95	Darrell Baker at UNLV	1995
	95	Chappell Mitchell at Louisiana	1996
5	94	Money Hunter vs Toledo	2014
6	92	Tyrell Johnson vs FIU	2005
7	87	Melique Straker vs Texas State	2023
	87	Terry Whiting vs Abilene Christian	1973
9	85	Blaise Taylor at ULM	2017
	85	Koby McKinnon vs FIU	2005

MOST OPPONENT FUMBLES RECOVERED

Rk	No.	Player vs Opp.	Year
1	3	Jerry Arant vs Southern Arkansas	1958

LONGEST FUMBLE RETURN

Rk	No.	Player vs Opp.	Year
1	100	Kelvin Cox vs UT Martin ^{TD}	2003
2	93	Rocky Hayes at Idaho ^{TD}	2014
3	91	Trevian Thomas vs Texas State ^{TD}	2023
4	80	Kivon Bennett at Georgia State ^{TD}	2021
5	76	Clark Watkins at Northern Illinois ^{TD}	1995
6	71	Marcus Brown vs ULM ^{TD}	2008
7	60	Chris Humes vs South Alabama ^{TD}	2016
	60	Darryl Feemster vs Troy ^{TD}	2011
9	55	Tyrell Johnson at Idaho ^{TD}	2004

MOST BLOCKED KICKS

Rk	No.	Player vs Opp.	Year
1	3	Tim Starson at ULM	2010
	3	Stacy Price at UT Arlington	1981
	3	Clevon Johnson vs UT Martin	1980
4	2	Jimmy Lisko vs Idaho	1975
	2	Jimmy Lisko at Cincinnati	1975
	2	Rudy Wagner at Mississippi State	1951

INDIVIDUAL SINGLE SEASON

MOST TACKLES

Rk	No.	Player	Year
1	196	Bill Bergey	1968
2	155	Jerry Muckensturm	1972
3	151	Ron Smith	1979
4	146	Derrick Toney	1991
5	136	Bill Bergey	1967
6	134	Qushaun Lee	2013
7	131	Wesley Williams	1978
	131	Jerry Muckensturm	1975
	131	Mike Malham	1974

MOST TACKLES PER GAME

Rk	No.	Player	Year
1	19.6	Bill Bergey	1968
2	15.1	Bill Bergey	1967
3	14.1	Jerry Muckensturm	1972
4	13.7	Ron Smith	1979
5	13.3	Derrick Toney	1991
6	13.1	Mike Malham	1974



DEFENSIVE RECORDS

MOST SACKS

Rk	No.	Player vs Opp.	Year
1	14	Lynn Rowland	1989
2	13.5	Ja'Von Rolland-Jones	2016
3	13	Ja'Von Rolland-Jones	2017
	13	Brandon Joiner	2011
5	12.5	Chris Odom	2016
6	11	Marvin Neloms	1985
	11	Carter Ray Crawford	1984
8	10.5	Alex Carrington	2008
9	10	Clarence Williams	1998
	10	Robert Speer	1976

MOST INTERCEPTIONS

Rk	No.	Player	Year
1	11	Dennis Meyer	1970
2	9	Johnathan Burke	2003
3	8	Dick Ritchey	1965
4	7	Jerome Sims	1983
	7	Dennis Meyer	1969
6	6	Rocky Hayes	2015
	6	Tyrell Johnson	2007
	6	Chappell Mitchell	1998
	6	Al Johnson	1989
	6	Greg Lee	1985
	6	Orley Massena	1969

MOST INTERCEPTION RETURN YARDS

Rk	No.	Player	Year
1	153	Al Johnson	1990
2	146	Terry Whiting	1968
3	142	Tyrell Johnson	2007
4	129	Koby McKinnon	2005
5	128	Money Hunter	2015
6	122	Tyrone Jones	1988
7	120	Johnathan Burke	2003
8	119	Nathan Herrold	2012
	119	Dick Ritchey	1965
10	116	Khayyam Burns	2006
	116	Derrick Toney	1990

MOST OPPONENT FUMBLES RECOVERED

Rk	No.	Player	Year
1	6	Carter Ray Crawford	1984
2	5	Kirk Russell	1987

MOST BLOCKED KICKS

Rk	No.	Player	Year
1	8	Jimmy Lisko	1975
2	4	Tim Starson	2010
3	3	Chris Odom	2015
	3	Stacy Price	1981
	3	Clevon Johnson	1980
	3	Chet Day	1977
	3	Ron Meeks	1976

YEAR-BY-YEAR TACKLES LEADERS

Year	Player	Tackles
1967	Bill Bergey	136
1968	Bill Bergey	196
1969	Clovis Swinney	106
1970	Dave Muckensturm	117
1971	Butch Murray	97
1972	Jerry Muckensturm	155
1973	Mike Malham	113
1974	Mike Malham	131
1975	Jerry Muckensturm	131
1976	Ralph Kelly	118
1977	Ralph Kelly	125
1978	Wesley Williams	131
1979	Ron Smith	151
1980	Mike Morris	124
1981	Mike Morris	107
1982	Mike Morris	125
1983	Stacy Price	105
1984	Carter Ray Crawford	89
1985	Oscar Willis	123
1986	Dan Miller	87
1987	Charlie Fredrick	81
1988	Foot Daley	125
1989	Jeff Plank	107
1990	Derrick Toney	85
1991	Derrick Toney	146
1992	Cedric Buckley	95
1993	Carlos Emmons	65
1994	DelRay Stephens	73
1995	Torrance Suggs	84
1996	Maurice Harris	100
1997	Javell Alexander	91
1998	Sean Mitchell	126
1999	Sean Mitchell	91
2000	Charles Mabry	96
2001	Les Echols	71
2002	Les Echols	105
2003	Les Echols	123
2004	Josh Williams	110
2005	Tyrell Johnson	112
2006	Tyrell Johnson	63
2007	Koby McKinnon	101
2008	Ben Owens	87
2009	Demario Davis	80
2010	Javon McKinnon	95
	Demario Davis	70
2011	Kelcie McCray	70
2012	Nathan Herrold	114
2013	Qushaun Lee	134
2014	Qushaun Lee	110
2015	Khari Lain	81
2016	Xavier Woodson-Luster	95
2017	Kyle Wilson	93
2018	Darreon Jackson	90
2019	Darreon Jackson	120
2020	Justin Rice	76
2021	Elery Alexander	84
2022	Jordan Carmouche	83
2023	Trevian Thomas	91

RECORDS



DEFENSIVE RECORDS

RECORDS

YEAR-BY-YEAR SACKS LEADERS

Year	Player	Sacks	Yards
1974	Eddie Morgan	6	-47
1975	Dick Dixon	7	--
1976	Robert Speer	10	--
1977	Ray Culpepper	6	-33
1978	Keith Cox	6	--
	Gene Spears	6	--
1979	Glen Koenig	8	--
1980	Steve Olliges	5	--
1981	Leveren Tillman	6	--
1982	Clyde Dumas	7	--
1983	Marvin Neloms	4	--
1984	Carter Ray Crawford	11	--
1985	Marvin Neloms	11	-88
1986	Charlie Fredrick	7	-42
1987	Charlie Fredrick	8	-42
1988	Foot Daley	4	-21
1989	Lynn Rowland	14	-78
1990	Jeff Fields	4	-24
1991	Scott Baker	2	-9
	Kenny Ingram	2	-5
1992	Kenny Ingram	7	-29
1993	Carlos Emmons	6	-46
1994	Michael Mason	3	-10
1995	Gary Jackson	6	-47
1996	Gary Jackson	4	-31
1997	Clarence Williams	5	-39
1998	Clarence Williams	10	-53
1999	LeMarcus Harris	5	-36
	Corey Williams	2.5	-16
2000	J.C. Miller	2.5	-17
2001	Eti Taula	3	-16
2002	Corey Williams	9	-64
2003	Jon Bradley	4	-21
	Zach Grigsby	4	-19
	Josh Williams	3	-16
2004	Jamarrow James	3	-24
2005	Brian Flagg	5	-21
2006	Koby McKinnon	3	-24
2007	Prince Hickman	3.5	-24
2008	Alex Carrington	10.5	-59
2009	Alex Carrington	9.0	-60
2010	Bryan Hall	8.5	-59
2011	Brandon Joiner	13	-99
2012	Tim Starson	5	-23
2013	Ryan Carrethers	4	-28
2014	Ja'Von Rolland-Jones	8	-41
2015	Ja'Von Rolland-Jones	9	-61
2016	Ja'Von Rolland-Jones	13.5	-71
2017	Ja'Von Rolland-Jones	13	-85
2018	Ronheen Bingham	9	-60
2019	William Bradley-King	8.5	-48
2020	Justin Rice	7.0	-70
2021	Kivon Bennett	8.0	-42
2022	Kivon Bennett	5.5	-22
2023	Nate Martey	6.0	-29

CAREER

MOST TACKLES

Rk	No.	Player	Years
1	493	Jerry Muckensturm	1972-75
2	436	Bill Bergey	1965-68
3	422	Ron Smith	1976-79
4	393	Qushaun Lee	2011-14
5	370	Mike Malham	1972-75
6	366	Mike Morris	1979-82

MOST TACKLES PER GAME

Rk	No.	Player	Years
1	11.8	Bill Bergey	1965-68
2	11.7	Jerry Muckensturm	1972-75
3	11.0	Ralph Kelly	1976-77
4	9.6	Ron Smith	1976-79
5	9.0	Foot Daley	1987-88
	9.0	Jordan Boyd	1981-82

MOST SACKS

Rk	No.	Player	Years
1	43.5	Ja'Von Rolland-Jones	2014-17
2	28	Marvin Neloms	1983-86
3	21.5	Alex Carrington	2006-09
4	21	Clarence Williams	1995-98
	21	Charlie Fredrick	1984-87
6	19	Robert Speer	1973-76
7	17	Brandon Joiner	2010-11
	17	Bryan Hall	2006-09
	17	Glen Koenig	1976-79
10	16.5	Chris Odom	2013-16

MOST INTERCEPTIONS

Rk	No.	Player	Years
1	27	Dennis Meyer	1968-71
2	19	Dick Ritchey	1964-67
3	16	Terry Whiting	1968-71
4	15	Johnathan Burke	2002-03
5	14	Al Johnson	1988-90
	14	Orley Massena	1966-69

MOST INTERCEPTION RETURN YARDS

Rk	No.	Player	Years
1	374	Terry Whiting	1968-71
2	309	Tyrell Johnson	2004-07
3	268	Money Hunter	2013-16
4	264	Al Johnson	1988-90
5	236	Koby McKinnon	2004-07
6	233	Dennis Meyer	1968-71
7	226	Dick Ritchey	1964-67



DEFENSIVE RECORDS

MOST OPPONENT FUMBLES RECOVERED

Rk	No.	Player	Years
1	8	Bill Muzik	1973-76
2	7	Bill Bergey	1965-68
	7	Les Echols	2000-03

MOST BLOCKED KICKS

Rk	No.	Player	Years
1	8	Jimmy Lisko	1972-75
2	5	Chris Odom	2013-16
3	4	Tim Starson	2009-12
	4	Greg Lee	1984-87
	4	Clevon Johnson	1979-80
	4	Ron Meeks	1975-76
7	3	Stacy Price	1981-85
	3	Chet Day	1977-78

TEAM SINGLE GAME

MOST INTERCEPTIONS

Rk	No.	Opponent	Year
1	6	UT Arlington	1969
2	5	Nine teams	

MOST INTERCEPTION RETURN YARDS

Rk	No.	Opponent	Year
1	238	FIU	2005
2	137	Texas State	2023
3	131	Abilene Christian	1971
4	108	at Memphis	1990
5	104	at Louisiana Tech	1988
6	99	Texas State	2015
	99	Texas A&M-Commerce	1987

MOST SACKS

Rk	No.	Opponent	Year
1	10	Southern Illinois	1989
2	9	Chattanooga	1975
3	8	at Texas State	2016
	8	at Western Kentucky	2009
	8	at Chattanooga	1984
6	7	at New Mexico State	2017
	7	Western Kentucky	2010

MOST FUMBLES RECOVERED

Rk	No.	Opponent	Year
1	6	at Mississippi State	1956
2	5	Southern Utah	1997
	5	at UT Arlington	1978
	5	at Illinois State	1974
	5	at UT Arlington	1974
	5	Louisiana	1974



Jerry Muckensturm (1972-75)

MOST BLOCKED KICKS

Rk	No.	Opponent	Year
1	3	ULM	2010
	3	at UT Arlington	1981
	3	UT Martin	1980

FEWEST TOTAL PLAYS ALLOWED

Rk	No.	Opponent	Year
1	42	at Delta State	1951

FEWEST TOTAL YARDS ALLOWED

Rk	No.	Opponent	Year
1	16	at Troy	1951

FEWEST RUSHING ATTEMPTS ALLOWED

Rk	No.	Opponent	Year
1	16	Murray State	1954

FEWEST YARDS ALLOWED RUSHING

Rk	No.	Opponent	Year
1	-24	at Lamar	1987

FEWEST PASS COMPLETIONS ALLOWED

Rk	No.	Opponent	Year
1	0	at Mississippi State	1956

FEWEST PASSING YARDS ALLOWED

Rk	No.	Opponent	Year
1	0	at Mississippi State	1956

FEWEST FIRST DOWNS ALLOWED

Rk	No.	Opponent	Year
1	1	Concordia (Neb.)	1956
	1	Mississippi College	1962



DEFENSIVE RECORDS

RECORDS

TEAM SINGLE SEASON

MOST INTERCEPTIONS

Rk	No.	Year
1	32	1969
	32	1961
3	26	2015
4	25	1970
5	24	1952
6	23	1985

MOST INTERCEPTION RETURN YARDS

Rk	No.	Year
1	503	2015
2	386	1968
3	339	1990
4	320	1996
5	307	2005
6	293	2006
7	289	1975
8	278	1970
9	266	2014
10	263	1976

MOST SACKS

Rk	No.	Year
1	54	1984
2	45	1978
3	44	1985
4	43	2016
	43	1975
6	39	2002
	39	1977

MOST FUMBLE RECOVERIES

Rk	No.	Year
1	24	1987
2	22	1982
3	21	1990
	21	1984
	21	1977
	21	1975
	21	1974

MOST FUMBLES BY OPPONENTS

Rk	No.	Year
1	45	1984
	45	1981
	45	1977

MOST BLOCKED KICKS

Rk	No.	Year
1	11	1975
2	6	1980
	6	1977
4	5	2016
	5	2010
	5	1998
7	4	2019
	4	2015
	4	1985
	4	1976

FEWEST TOTAL PLAYS ALLOWED

Rk	No.	Year
1	513	1960
2	519	1958
3	556	1965
4	558	1966

FEWEST TOTAL YARDS ALLOWED

Rk	No.	Year
1	1275	1951
2	1756	1964
3	1984	1962
4	1992	1960
5	2025	1965

FEWEST RUSHING ATTEMPTS ALLOWED

Rk	No.	Year
1	310	1950
2	332	1966
3	384	1967
4	393	2006
5	394	1965

FEWEST YARDS RUSHING ALLOWED

Rk	No.	Year
1	791	1951
2	863	1984
3	959	1969
4	1058	1968
5	1059	1985

FEWEST PASS COMPLETIONS ALLOWED

Rk	No.	Year
1	39	1953
2	46	1959
3	51	1958
4	53	1965
5	54	1964



FEWEST PASSING YARDS ALLOWED

Rk	No.	Year
1	414	1953
2	581	1964
3	594	1965
4	620	1962
5	651	1959

FEWEST TOUCHDOWN PASSES ALLOWED

Rk	No.	Year
1	2	1975
	2	1969
	2	1964
	2	1953
5	3	1978
	3	1960

FEWEST FIRST DOWNS ALLOWED

Rk	No.	Year
1	65	1951
2	104	1962
3	105	1965
	105	1964

FEWEST POINTS ALLOWED

Rk	No.	Year
1	61	1964
2	81	1975
3	96	1962



MISCELLANEOUS RECORDS

RECORDS

TEAM SINGLE GAME

MOST PENALTIES

Rk	No.	Opponent	Year
1	18	at Utah State	2016

MOST YARDS PENALIZED

Rk	No.	Opponent	Year
1	185	Arkansas Tech	1955

FEWEST YARDS PENALIZED

Rk	No.	Opponent	Year
1	0	Multiple Times	

TEAM SINGLE SEASON

MOST PENALTIES

Rk	No.	Year
1	121	2005

MOST YARDS PENALIZED

Rk	No.	Year
1	1032	2015

FEWEST YARDS PENALIZED

Rk	No.	Year
1	391	1964



OPPONENT RECORDS

INDIVIDUAL SINGLE GAME

MOST RUSHING ATTEMPTS

Rk	No.	Player vs Opp.	Year
1	43	Barry Redden (Richmond)	1981

MOST YARDS RUSHING

Rk	No.	Player vs Opp.	Year
1	272	Joe Abdullah (Pacific)	1994

BEST RUSHING AVERAGE (MIN 15 ATT)

Rk	No.	Player vs Opp.	Year
1	15.7	Marquis Waford (Memphis)	2013

MOST TOUCHDOWNS RUSHING

Rk	No.	Player vs Opp.	Year
1	5	Kareem Hunt (Toledo)	2014

LONGEST RUSH

Rk	No.	Player vs Opp.	Year
1	99	Montrell Johnson (Louisiana)	2021
2	95	Keith White (Memphis)	1948
3	92	Leon Fry (Abilene Christian)	1954
	92	Lennie Kelly (Delta State)	1950

MOST PASSING ATTEMPTS

Rk	No.	Player vs Opp.	Year
1	63	Jim Lindsey (Abilene Christian)	1970

MOST PASS COMPLETIONS

Rk	No.	Player vs Opp.	Year
1	37	TJ Finley (Texas State)	2023
	37	Cody Wells (ULM)	2012

MOST PASSING YARDS

Rk	No.	Player vs Opp.	Year
1	508	Tim Rattay (Louisiana Tech)	1998

MOST PASSING TOUCHDOWNS

Rk	No.	Player vs Opp.	Year
1	7	Tim Rattay (Louisiana Tech)	1998

BEST PASSING PCT (MIN 20 ATT)

Rk	No.	Player vs Opp.	Year
1	.882	Clint Marks [30/34] (Middle Tennessee)	2004

MOST PASSES HAD INTERCEPTED

Rk	No.	Player vs Opp.	Year
1	5	Michael Johnson (Akron)	1988
	5	Gene Johnson (Louisiana Tech)	1988
	5	David Bates (UT Arlington)	1985
	5	Ken Lauterbach (Abilene Christian)	1971
	5	Mike Grejbowski (Drake)	1969
	5	Tom Garza (Trinity)	1969

LONGEST PASS

Rk	No.	Player vs Opp.	Year
1	99	G. McCall to I. Likley (CCU)	2021
2	92	C. Longley to R. Williams (ACU)	1973
3	88	D. Brin to S. Crawford (Tulsa)	2021
4	87	Z. Chris to P. LeBlanc (Louisian)	2023
5	85	R. Dobbs to G. Jones (Navy)	2010
	85	W. Phythian to C. Andrews (ULM)	1986
	85	C. Norris to K. Farmer (Delta State)	1963
8	84	P. McCall to T.Y. Hilton (FIU)	2008
	84	R. Slack to F. Turner (Northwestern State)	1987
	84	D. Sparkman to E. Lovelady (Memphis)	1984
	84	D. Sparkman to D. Crawford (Memphis)	1983

MOST PLAYS

Rk	No.	Player vs Opp.	Year
1	67	Jim Lindsey (Abilene Christian)	1970

MOST TOTAL YARDS GAINED

Rk	No.	Player vs Opp.	Year
1	506	Clint Longley (Abilene Christian)	1973

BEST AVERAGE YARDS PER PLAY

Rk	No.	Player vs Opp.	Year
1	16.3	Paul Carruth (Alabama)	1982

MOST RECEPTIONS

Rk	No.	Player vs Opp.	Year
1	18	Geoff Noisy (Nevada)	1996

MOST YARDS RECEIVING

Rk	No.	Player vs Opp.	Year
1	224	Martel Moore (Northern Illinois)	2012

HIGHEST AVERAGE PER CATCH (MIN 3 REC)

Rk	No.	Player vs Opp.	Year
1	50.3	Phillip Dorsett (Miami)	2014

MOST RECEIVING TOUCHDOWNS

Rk	No.	Player vs Opp.	Year
1	4	Isiah Likely (Coastal Carolina)	2021
	4	Jalen Tolbert (South Alabama)	2019
	4	Troy Edwards (Louisiana Tech)	1998

MOST POINTS SCORED

Rk	No.	Player vs Opp.	Year
1	30	Kareem Hunt (Toledo)	2014

MOST TOUCHDOWNS SCORED

Rk	No.	Player vs Opp.	Year
1	5	Kareem Hunt (Toledo)	2014

RECORDS



OPPONENT RECORDS

RECORDS

MOST EXTRA POINT ATTEMPTS

Rk	No.	Player vs Opp.	Year
1	9	Jeremiah Detmer (Toledo)	2014

MOST EXTRA POINTS MADE

Rk	No.	Player vs Opp.	Year
1	9	Jeremiah Detmer (Toledo)	2014

MOST FIELD GOAL ATTEMPTS

Rk	No.	Player vs Opp.	Year
1	7	Dustin Rivest (FIU)	2008
	7	Alan Smith (Texas A&M)	1983

MOST FIELD GOALS MADE

Rk	No.	Player vs Opp.	Year
1	6	Sean Fleming (Wyoming)	1990
	6	Alan Smith (Texas A&M)	1983

LONGEST FIELD GOAL

Rk	No.	Player vs Opp.	Year
1	59	Alan Smith (Texas A&M)	1983
2	57	Alan Smith (Texas A&M)	1983
	57	Mike Andrie (Lamar)	1987
4	55	Gregg Goodman (Southern Illinois)	1970
5	54	Skipper Butler (UT Arlington)	1968
6	53	Sean Fleming (Wyoming)	1990
	53	Rafael Septien (Louisiana)	1976
8	52	J. Borregales (FIU)	2019
	52	Rafael Septien (Louisiana)	1976
10	51	Steve Artigue (Louisiana)	2017
	51	Jerry Pope (Louisiana Tech)	1973

MOST POINTS KICKING

Rk	No.	Player vs Opp.	Year
1	20	Sean Fleming (Wyoming)	1990
	20	Alan Smith (Texas A&M)	1983

MOST PUNTS

Rk	No.	Player vs Opp.	Year
1	13	Ricky Gohlke (Lamar)	1975

MOST PUNTING YARDS

Rk	No.	Player vs Opp.	Year
1	470	Bucky Cribner (Kansas)	1981

BEST PUNTING AVERAGE

Rk	No.	Player vs Opp.	Year
1	54.4	Lachlan Wilson (Tulsa)	2021

LONGEST PUNT

Rk	No.	Player vs Opp.	Year
1	78	Steve Mick (Southern Illinois)	1976
2	74	Dale Conner (North Dakota)	1970
3	72	Brit Framel (Louisiana)	2006
4	71	Hayes Hicken (UNLV)	2019
	71	Don Whitley (UT Arlington)	1973

MOST PUNT RETURNS

Rk	No.	Player vs Opp.	Year
1	10	Rodregis Brooks (UAB)	1997

MOST PUNT RETURN YARDS

Rk	No.	Player vs Opp.	Year
1	160	J.T. Thatcher (Oklahoma)	2000

BEST AVERAGE PUNT RETURN (MIN 3 RET)

Rk	No.	Player vs Opp.	Year
1	32.0	J.T. Thatcher (Oklahoma)	2000

LONGEST PUNT RETURN

Rk	No.	Player vs Opp.	Year
1	85	Vic Minor (ULM)	1979
2	82	Gavin Freeman (Oklahoma)	2023
3	80	L. Singleton (FIU)	2007
4	78	Andy Nelson (Memphis)	1956
5	77	Jeff Steele (ULM)	1989
6	73	Stanley Kinchen (LSU)	1991
7	71	Tony Kowtski (Mississippi State)	1951
8	70	Norman Duplain (Mississippi State)	1950
9	65	Leon Fry (Abilene Christian)	1953
10	60	Billy Cannon (Texas A&M)	1983

MOST KICKOFF RETURNS

Rk	No.	Player vs Opp.	Year
1	7	Nate McGhee (Southern Illinois)	1987

MOST KICKOFF RETURN YARDS

Rk	No.	Player vs Opp.	Year
1	195	Vic Kubu (Murray State)	1963

BEST AVERAGE KICKOFF RETURN (MIN 3 RET)

Rk	No.	Player vs Opp.	Year
1	54.5	Charles McDaniel (Louisiana Tech)	1972



OPPONENT RECORDS

LONGEST KICKOFF RETURN

Rk	No.	Player vs Opp.	Year
1	100	Paul Hynes (Louisiana Tech)	1957
2	99	JD Spielman (Nebraska)	2017
	99	Marcus Jones (Troy)	2017
	99	Vic Kubu (Murray State)	1963
5	98	CJ Sanders (SMU)	2019
	98	U. Parrish (Tulsa)	2003
7	97	Harold Robinson (Akron)	1991
	97	John Avery (Ole Miss)	1996
9	96	Vic Kubu (Murray State)	1963
10	95	Marcus Green (ULM)	2017
	95	James Kennison (Louisiana)	1955

MOST INTERCEPTIONS

Rk	No.	Player vs Opp.	Year
1	3	C. Small (Florida Atlantic)	2006
	3	Andre Young (Louisiana Tech)	1981

MOST INTERCEPTION RETURN YARDS

Rk	No.	Player vs Opp.	Year
1	100	Marcus Jones (Troy)	2017

BEST AVERAGE INTERCEPTION RETURN (MIN 2)

Rk	No.	Player vs Opp.	Year
1	47.0	David Dumars (ULM)	1977

LONGEST INTERCEPTION RETURN

Rk	No.	Player vs Opp.	Year
1	100	Marcus Jones (Troy)	2017
2	94	Billy Bond (Louisiana Tech)	1956
3	90	Ron Irvin (Louisiana)	1977
4	85	Izell Reese (UAB)	1997
	85	David Dumars (ULM)	1977
6	84	Lorenzo Ferguson (Virginia Tech)	1997
7	77	Percy Nabors (Memphis)	1983

TEAM SINGLE GAME

MOST RUSHING ATTEMPTS

Rk	No.	Opponent	Year
1	73	Mississippi State	1992
	73	Southern Illinois	1971

MOST YARDS RUSHING

Rk	No.	Opponent	Year
1	505	Austin College	1954

MOST PASSING ATTEMPTS

Rk	No.	Opponent	Year
1	65	Abilene Christian	1970

MOST PASS COMPLETIONS

Rk	No.	Opponent	Year
1	38	Louisiana Tech	1998
	38	Nevada	1996

MOST PASSING YARDS

Rk	No.	Opponent	Year
1	552	Louisiana Tech	1998

MOST PASSING TOUCHDOWNS

Rk	No.	Opponent	Year
1	7	Louisiana Tech	1998

BEST COMPLETION PERCENTAGE

Rk	No.	Opponent	Year
1	.910	Oklahoma (30-33)	2023

MOST PASSES HAD INTERCEPTED

Rk	No.	Opponent	Year
1	5	FIU	2005
	5	Akron	1988
	5	Louisiana Tech	1988
	5	UT Arlington	1985
	5	Memphis	1975
	5	Abilene Christian	1971
	5	Drake	1969
	5	Trinity	1969

MOST PLAYS

Rk	No.	Opponent	Year
1	99	Georgia State	2019
	99	Utah State	1996

MOST TOTAL YARDS GAINED

Rk	No.	Opponent	Year
1	730	Louisiana Tech	1998

MOST AVERAGE YARDS PER PLAY

Rk	No.	Opponent	Year
1	10.9	Coastal Carolina	2021

MOST FIRST DOWNS

Rk	No.	Opponent	Year
1	39	Georgia State	2019

MOST FIRST DOWNS RUSHING

Rk	No.	Opponent	Year
1	21	Texas State	2014

MOST FIRST DOWNS PASSING

Rk	No.	Opponent	Year
1	22	Louisiana Tech	1998



OPPONENT RECORDS

RECORDS

MOST FIRST DOWNS BY PENALTY

Rk	No.	Opponent	Year
1	4	Northern Illinois	2023
	4	Georgia State	2020
	4	Coastal Carolina	2017
	4	South Alabama	2014
	4	East Carolina	1996
	4	McNeese State	1986
	4	Southern Illinois	1983
	4	Louisiana Tech	1982

MOST POINTS SCORED

Rk	No.	Opponent	Year
1	95	Central Arkansas	1937

MOST TOUCHDOWNS SCORED

Rk	No.	Opponent	Year
1	15	Central Arkansas	1937

MOST EXTRA POINT ATTEMPTS

Rk	No.	Opponent	Year
1	10	Oklahoma	2023
	10	Louisiana Tech	1998
	10	LSU	1991

MOST EXTRA POINTS MADE

Rk	No.	Opponent	Year
1	10	Oklahoma	2023
	10	LSU	1991

MOST FIELD GOALS ATTEMPTED

Rk	No.	Opponent	Year
1	7	Texas A&M	1983

MOST FIELD GOALS MADE

Rk	No.	Opponent	Year
1	6	Wyoming	1990
	6	Texas A&M	1983

MOST PUNTS

Rk	No.	Opponent	Year
1	13	Lamar	1975

MOST PUNT YARDS

Rk	No.	Opponent	Year
1	506	New Mexico State	2017

BEST AVERAGE PUNT

Rk	No.	Opponent	Year
1	57.0	Memphis	2022

MOST PUNT RETURNS

Rk	No.	Opponent	Year
1	10	UAB	1997

MOST PUNT RETURN YARDS

Rk	No.	Opponent	Year
1	160	Oklahoma	2000

BEST AVERAGE PUNT RETURN

Rk	No.	Opponent	Year
1	42.0	North Texas	1988

MOST KICKOFF RETURNS

Rk	No.	Opponent	Year
1	13	Texas A&M-Commerce	1987

MOST KICKOFF RETURN YARDS

Rk	No.	Opponent	Year
1	254	ULM	2017

BEST AVERAGE KICKOFF RETURN

Rk	No.	Opponent	Year
1	52.3	Texas A&M	2003

MOST PASSES INTERCEPTED

Rk	No.	Opponent	Year
1	6	Utah State	2003
	6	Southern Miss	1979

MOST INTERCEPTION RETURN YARDS

Rk	No.	Opponent	Year
1	111	LSU	1991

MOST FUMBLES

Rk	No.	Opponent	Year
1	12	Louisiana	1974

MOST FUMBLES LOST

Rk	No.	Opponent	Year
1	6	Mississippi State	1956

MOST PENALTIES

Rk	No.	Opponent	Year
1	18	Trinity	1972

MOST PENALTY YARDS

Rk	No.	Opponent	Year
1	189	Northwestern State	1976



POSTSEASON RECORDS

INDIVIDUAL

MOST RUSHING ATTEMPTS

Rk	No.	Player vs Opp.	Year
1	34	Calvin Harrell (Pecan Bowl)	1969

MOST YARDS RUSHING

Rk	No.	Player vs Opp.	Year
1	168	Richie Woite (Refrigerator Bowl)	1951

LONGEST RUSH

Rk	No.	Player vs Opp.	Year
1	72	Rickey Jemison (I-AA Playoff)	1986

MOST PASSING ATTEMPTS

Rk	No.	Player vs Opp.	Year
1	58	Ryan Aplin (GoDaddy.com Bowl)	2012

MOST PASS COMPLETIONS

Rk	No.	Player vs Opp.	Year
1	31	Justice Hansen (Camellia Bowl)	2017

MOST PASSING YARDS

Rk	No.	Player vs Opp.	Year
1	403	Fredi Knighten (GoDaddy Bowl)	2015

LONGEST PASS PLAY

Rk	No.	Player vs Opp.	Year
1	75	J. Hansen to K. Sanders (Cure Bowl)	2016
	75	B. Crocker to S. Lockhard (Pecan Bowl)	1969

MOST PLAYS

Rk	No.	Player vs Opp.	Year
1	74	Justice Hansen (Camellia Bowl)	2017

MOST TOTAL YARDS

Rk	No.	Player vs Opp.	Year
1	430	Layne Hatcher (Camellia Bowl)	2019

MOST RECEPTIONS

Rk	No.	Player vs Opp.	Year
1	11	J.D. McKissic (GoDaddy.com Bowl)	2013
	11	Taylor Scokemer (GoDaddy.com Bowl)	2012

MOST RECEIVING YARDS

Rk	No.	Player vs Opp.	Year
1	185	Taylor Scokemer (GoDaddy.com Bowl)	2012

MOST TOUCHDOWN CATCHES

Rk	No.	Player vs Opp.	Year
1	3	Kendall Sanders (Cure Bowl)	2016
	3	Booker Mays (GoDaddy Bowl)	2015

MOST POINTS SCORED

Rk	No.	Player vs Opp.	Year
1	18	Kendall Sanders (Cure Bowl)	2016
	18	Richie Woite (Refrigerator Bowl)	1951

MOST TOUCHDOWNS

Rk	No.	Player vs Opp.	Year
1	3	Kendall Sanders (Cure Bowl)	2016
	3	Booker Mays (GoDaddy Bowl)	2015
	3	Richie Woite (Refrigerator Bowl)	1951

MOST EXTRA POINT ATTEMPTS

Rk	No.	Player vs Opp.	Year
1	7	Scott Roper (I-AA Playoff)	1986
	7	Don LaPlante (Refrigerator Bowl)	1951

MOST EXTRA POINTS MADE

Rk	No.	Player vs Opp.	Year
1	7	Scott Roper (I-AA Playoff)	1986

MOST FIELD GOALS ATTEMPTED

Rk	No.	Player vs Opp.	Year
1	4	Blake Grupe (Arizona Bowl)	2018
	4	Brian Davis (GoDaddy Bowl)	2014

MOST FIELD GOALS MADE

Rk	No.	Player vs Opp.	Year
1	3	Brian Davis (GoDaddy Bowl)	2014

LONGEST FIELD GOAL

Rk	No.	Player vs Opp.	Year
1	46	Blake Grupe (Camellia Bowl)	2019

MOST PUNTS

Rk	No.	Player vs Opp.	Year
1	12	Damon Foncham (Cure Bowl)	2016

MOST PUNT YARDS

Rk	No.	Player vs Opp.	Year
1	464	Damon Fonchame (Cure Bowl)	2016

HIGHEST PUNT AVERAGE

Rk	No.	Player vs Opp.	Year
1	47.6	Steve Sampson (I-AA Playoff)	1987

LONGEST PUNT

Rk	No.	Player vs Opp.	Year
1	65	Stacy Gore (I-AA Playoff)	1984

MOST PUNT RETURNS

Rk	No.	Player vs Opp.	Year
1	7	Todd Horton (I-AA Playoff)	1986



POSTSEASON RECORDS

RECORDS

MOST PUNT RETURN YARDS

Rk	No.	Player vs Opp.	Year
1	52	Billy Ray Bowers (I-AA Playoff)	1984
	52	Terry Whiting (Pecan Bowl)	1970

BEST PUNT RETURN AVERAGE

Rk	No.	Player vs Opp.	Year
1	26.0	Terry Whiting (Pecan Bowl)	1970

LONGEST PUNT RETURN

Rk	No.	Player vs Opp.	Year
1	48	Terry Whiting (Pecan Bowl)	1970

MOST KICKOFF RETURNS

Rk	No.	Player vs Opp.	Year
1	5	Fred Barnett (I-AA Playoff)	1987
	5	Earl Easley (Diamond Bowl)	1986

MOST KICKOFF RETURN YARDS

Rk	No.	Player vs Opp.	Year
1	174	Blaise Taylor (New Orleans Bowl)	2015

LONGEST KICKOFF RETURN

Rk	No.	Player vs Opp.	Year
1	98	Blaise Taylor (New Orleans Bowl)	2015

MOST INTERCEPTIONS

Rk	No.	Player vs Opp.	Year
1	2	BJ Edmonds (Camellia Bowl)	2017
	2	Mike Adams (I-AA Playoff)	1986
	2	Billy Ray Bowers (I-AA Playoff)	1984
	2	Dennis Meyer (Pecan Bowl)	1968
	2	John Koldus (Refrigerator Bowl)	1952

MOST INTERCEPTION RETURN YARDS

Rk	No.	Player vs Opp.	Year
1	94	Money Hunter (GoDaddy Bowl)	2015

LONGEST INTERCEPTION RETURN

Rk	No.	Player vs Opp.	Year
1	94	Money Hunter (GoDaddy Bowl)	2015

TEAM

MOST RUSHING ATTEMPTS

Rk	No.	Game	Year
1	71	I-AA Playoff (Delaware)	1986

MOST YARDS RUSHING

Rk	No.	Game	Year
1	526	I-AA Playoff (Delaware)	1986

MOST PASSING ATTEMPTS

Rk	No.	Game	Year
1	58	Camellia Bowl	2017
	58	GoDaddy.com Bowl	2011

MOST PASSES COMPLETED

Rk	No.	Opponent	Year
1	32	Camellia Bowl	2017

MOST PASSING YARDS

Rk	No.	Opponent	Year
1	403	GoDaddy Bowl	2015

MOST PASSING TOUCHDOWNS

Rk	No.	Opponent	Year
1	5	GoDaddy Bowl	2015

MOST PASSES HAD INTERCEPTED

Rk	No.	Opponent	Year
1	3	Arizona Bowl	2018
	3	GoDaddy.com Bowl	2011
	3	Pecan Bowl	1970
	3	Refrigerator Bowl	1952

BEST COMPLETION PERCENTAGE

Rk	No.	Opponent	Year
1	.700	GoDaddy.com Bowl [21/30]	2013

MOST PLAYS

Rk	No.	Opponent	Year
1	97	Camellia Bowl	2017

MOST TOTAL YARDS

Rk	No.	Opponent	Year
1	646	I-AA Playoff (Delaware)	1986

MOST POINTS

Rk	No.	Opponent	Year
1	55	I-AA Playoff (Delaware)	1986

MOST TOUCHDOWNS

Rk	No.	Opponent	Year
1	7	I-AA Playoff (Delaware)	1986
	7	Refrigerator Bowl	1951



MOST EXTRA POINTS

Rk	No.	Opponent	Year
1	7	I-AA Playoff (Delaware)	1986

MOST FIELD GOALS

Rk	No.	Game	Year
1	3	GoDaddy Bowl	2014

MOST PUNTS

Rk	No.	Game	Year
1	12	Cure Bowl	2016

BEST PUNT AVERAGE

Rk	No.	Game	Year
1	47.6	I-AA Playoff (Northern Iowa)	1987

MOST FIRST DOWNS

Rk	No.	Game	Year
1	31	Camellia Bowl	2019

MOST FUMBLES

Rk	No.	Game	Year
1	5	I-AA Playoff (Northern Iowa)	1987
	5	I-AA Playoff (Grambling)	1985
	5	I-AA Playoff (Montana State)	1984
	5	I-AA Playoff (Chattanooga)	1984

MOST FUMBLES LOST

Rk	No.	Game	Year
1	5	I-AA Playoff (Montana State)	1984

MOST PENALTIES

Rk	No.	Game	Year
1	15	Cure Bowl	2016

MOST BLOCKED KICKS

Rk	No.	Game	Year
1	2	Refrigerator Bowl	1951

MOST FUMBLES RECOVERED

Rk	No.	Game	Year
1	3	Cure Bowl	2016
	3	I-AA Playoff (Delaware)	1986
	3	I-AA Playoff (Nevada)	1985



CENTENNIAL BANK STADIUM RECORDS

RECORDS

INDIVIDUAL

MOST POINTS SCORED

No.	Player vs Opp.	Year
30	Corey Walker (ASU) vs Louisiana Tech	1996

MOST TOUCHDOWNS

No.	Player vs Opp.	Year
5	Corey Walker (ASU) vs Louisiana Tech	1996

MOST EXTRA POINTS

No.	Player vs Opp.	Year
11	Dominic Zvada (ASU) vs Texas State	2023
11	Josh Arauco (ASU) vs Texas Southern	2009
11	Scott Roper (ASU) vs Texas A&M-Commerce	1987

MOST FIELD GOALS

No.	Player vs Opp.	Year
6	Brian Davis (ASU) vs Central Arkansas	2012

LONGEST FIELD GOAL

No.	Player vs Opp.	Year
63	Scott Roper (ASU) vs North Texas	1987
63	Joe Duren (ASU) vs McNeese State	1974

MOST RUSHING YARDS

No.	Player vs Opp.	Year
272	Joe Abdullah (Pacific)	1994
269	LaDainian Tomlinson (TCU)	1999
242	Willie English (UCF)	1991
238	Chris Smith (Louisiana)	2021
235	Irving Spikes (ULM)	1993
234	Stephen Starring (McNeese State)	1980
229	Marcus Cox (Appalachian State)	2014
225	Reggie Arnold (ASU) vs Louisiana	2007
223	John Henry White (Louisiana Tech)	1977
221	Michael Gordon (ASU) vs Idaho	2015

MOST RUSHING ATTEMPTS

No.	Player vs Opp.	Year
43	Barry Redden (Richmond)	1981

LONGEST RUSH

No.	Player vs Opp.	Year
99	Montrell Johnson (Louisiana)	2021

MOST PASS ATTEMPTS

No.	Player vs Opp.	Year
56	Patrick Mitchell (Utah State)	1995

MOST COMPLETIONS

No.	Player vs Opp.	Year
37	TJ Finley (Texas State)	2023
37	Cody Wells (ULM)	2012

MOST YARDS PASSING

No.	Player vs Opp.	Year
508	Tim Rattay (Louisiana Tech)	1998

MOST TOUCHDOWN PASSES

No.	Player vs Opp.	Year
7	Tim Rattay (Louisiana Tech)	1998

MOST PASSES HAD INTERCEPTED

No.	Player vs Opp.	Year
5	David Bates (UT Arlington)	1985

BEST COMPLETION PCT (MIN 10 ATT)

No.	Player vs Opp.	Year
100	Layne Hatcher [12-12] (ASU) vs UCA	2021

LONGEST PASS PLAY

No.	Player vs Opp.	Year
99	G. McCall to I. Likley (Coastal Carolina)	2021

MOST PLAYS

No.	Player vs Opp.	Year
92	Justice Hansen (ASU) vs Troy	2017

MOST TOTAL YARDS

No.	Player vs Opp.	Year
489	Justice Hansen (ASU) vs Troy	2017

MOST RECEPTIONS

No.	Player vs Opp.	Year
15	Jonathan Adams Jr. (ASU) vs Georgia St.	2020

MOST RECEIVING YARDS

No.	Player vs Opp.	Year
310	Corey Rucker (ASU) vs ULM	2020

MOST TOUCHDOWN RECEPTIONS

No.	Player vs Opp.	Year
4	Isaiah Likely (Coastal Carolina)	2021
4	Corey Rucker (ASU) vs ULM	2020
4	Omar Bayless (ASU) vs SMU	2019
4	Troy Edwards (Louisiana Tech)	1998

MOST PUNTS

No.	Player vs Opp.	Year
12	Scot Simons (ASU) vs UAB	1997
12	John Howell (Chattanooga)	1975

MOST PUNTING YARDS

No.	Player vs Opp.	Year
463	Dennis Pendergraft (Northwestern State)	1978

CENTENNIAL BANK STADIUM RECORDS



BEST PUNT AVERAGE (MIN 3 PUNTS)

No.	Player vs Opp.	Year
58.0	Stephen Hogan (ASU) vs Appalachian State	2014

LONGEST PUNT

No.	Player vs Opp.	Year
80	Joe Slayton (ASU) vs Lamar	1979

MOST KICKOFF RETURNS

No.	Player vs Opp.	Year
9	Alan Lamar (ASU) vs App State	2021

MOST KICKOFF RETURN YARDS

No.	Player vs Opp.	Year
185	Alan Lamar (ASU) vs Coastal Carolina	2021

LONGEST KICKOFF RETURN

No.	Player vs Opp.	Year
99	Marcus Jones (Troy)	2017
99	Michael Adams (ASU) vs Lamar	1986

MOST PUNT RETURNS

No.	Player vs Opp.	Year
8	Steve Hanschen (ASU) vs Northwestern State	1978

MOST PUNT RETURN YARDS

No.	Player vs Opp.	Year
130	James Johnson (ASU) vs UT Martin	2005

LONGEST PUNT RETURN

No.	Player vs Opp.	Year
89	Kevin Jones (ASU) vs Memphis ^{TD}	2007

MOST INTERCEPTIONS

No.	Player vs Opp.	Year
3	Chris Thompson (Nicholls State)	2001
3	Greg Lee (ASU) vs UT Arlington	1985

MOST INTERCEPTION RETURN YARDS

No.	Player vs Opp.	Year
100	Marcus Jones (Troy)	2017

LONGEST INTERCEPTION RETURN

No.	Player vs Opp.	Year
100	Marcus Jones (Troy)	2017

TEAM

MOST POINTS SCORED

No.	Opponent	Year
83	Arkansas State vs Texas Southern	2009

MOST COMBINED POINTS

No.	Opponent	Year
111	Arkansas State (59) vs Georgia State (52)	2020

MOST TOTAL YARDS

No.	Opponent	Year
764	Arkansas State vs New Mexico State	2014

MOST YARDS RUSHING

No.	Opponent	Year
621	Arkansas State vs UT Martin	1984

MOST YARDS PASSING

No.	Opponent	Year
552	Louisiana Tech	1998

MOST FIRST DOWNS

No.	Opponent	Year
35	Arkansas State vs Memphis	2021

MOST PLAYS

No.	Opponent	Year
99	Arkansas State vs Utah State	1995

FEWEST YARDS ALLOWED

No.	Opponent	Year
57	Arkansas State vs Chattanooga	1975

FEWEST RUSHING YARDS ALLOWED

No.	Opponent	Year
11	Arkansas State vs Louisiana Tech	1983

FEWEST PASSING YARDS ALLOWED

No.	Opponent	Year
-3	Louisiana	1981



ATTENDANCE RECORDS

RECORDS



A Centennial Bank Stadium record crowd of 31,243 saw A-State defeat Middle Tennessee in 2012

ALL-TIME TOP-ASTATE CROWDS

Crowd	Opponent	Result	Year
102,368	at Tennessee	27-48, L	2007
100,495	at Alabama	7-57, L	2018
100,067	at Ohio State	12-45, L	2022
99,538	at Tennessee	19-34, L	2014
92,746	at Georgia	0-55, L	2019
92,138	at Alabama	0-35, L	2008
91,611	at LSU	3-53, L	2004
90,171	at Nebraska	36-43, L	2017
86,825	at Auburn	14-51, L	2016
86,520	at Georgia	17-45, L	2001
85,290	at Nebraska	13-42, L	2012
85,035	at Nebraska	9-38, L	2009
84,440	at Texas	13-21, L	2007
84,051	at Florida	6-44, L	1993
83,441	at Auburn	26-52, L	2010
83,246	at Auburn	9-38, L	2013
83,221	at Oklahoma	0-73, L	2023
80,051	at LSU	6-42, L	1998
79,809	at USC	6-55, L	2015
79,145	at Georgia	7-38, L	1997
78,943	at Auburn	0-27, L	2006

TOP A-STATE HOME CROWDS

Crowd	Opponent	Result	Year
31,243	Middle Tennessee	45-0, W	2012
30,451	UAPB	62-11, W	2013
30,427	Memphis	35-47, L	2004
30,243	ULM	45-23, W	2012
29,872	Memphis	47-3, W	2011
29,465	Central Arkansas	36-35, W	1997
29,317	ULM	28-14, W	2014
29,143	Missouri	20-27, L	2015
29,029	Utah State	21-14, W	2014
28,041	Memphis	33-28, W	2012
28,012	Central Arkansas	23-28, L	2016
27,918	Central Arkansas	53-24, W	2011
27,462	Troy	25-32, L	2017
26,781	Idaho	48-24, W	2013
26,634	Missouri State	70-7, W	2015
26,182	Toledo	10-31, L	2016
26,143	Montana State	37-10, W	2014
26,012	Troy	41-34, W	2013
25,938	Southern Miss	24-27, L	2008
25,916	Coastal Carolina	51-17, W	2017
25,219	Louisville	24-34, L	2010
25,160	Western Kentucky	13-26, L	2012
25,112	Central Arkansas	17-7, W	1996
24,578	Louisiana	7-23, L	2013
24,371	UAPB	48-3, W	2017
24,256	Middle Tennessee	31-14, W	2008
24,176	Southern Illinois	41-28, W	2019

*Win later vacated due to NCAA sanctions.

Indicates night game (6:00 p.m. or later start)

CENTENNIAL BANK STADIUM YEARLY ATTENDANCE



Year	Total	Games	Average	Record
1974	42,735	Five (5 day, 0 nite)	8,547	5-0
1975	64,160	Five (2 day, 3 nite)	12,832	5-0
1976	53,754	Five (0 day, 5 nite)	10,751	3-2
1977	57,694	Five (2 day, 3 nite)	11,539	2-2
1978	63,226	Four (1 day, 3 nite)	12,645	4-0
1979	75,320	Five (2 day, 3 nite)	15,064	2-3
1980	61,282	Five (1 day, 4 nite)	12,257	2-3
1981	62,697	Five (3 day, 2 nite)	12,539	3-2
1982	68,135	Five (3 day, 2 nite)	13,627	2-3
1983	52,956	Four (1 day, 3 nite)	13,239	3-2
1984	50,103	Six (1 day, 5 nite)	8,351	5-0-1
1985	73,786	Six (3 day, 3 nite)	12,298	6-0
1986	106,310	Eight (4 day, 4 nite)	13,289	8-0
1987	78,876	Five (1 day, 4 nite)	15,775	4-1
1988	53,128	Four (1 day, 3 nite)	13,295	2-2
1989	77,864	Five (1 day, 4 nite)	15,573	2-3
1990	45,958	Three (2 day, 1 nite)	15,319	2-1
1991	104,727	Six (3 day, 3 nite)	17,454	1-5
1992	44,500	Four (4 day, 0 nite)	11,125	1-3
1993	61,320	Five (2 day, 3 nite)	12,264	2-3
1994	34,763	Four (2 day, 2 nite)	8,691	1-3
1995	50,850	Six (3 day, 3 nite)	8,475	5-1
1996	72,863	Five (2 day, 3 nite)	14,565	4-1
1997	71,721	Five (2 day, 3 nite)	14,344	2-3
1998	63,652	Six (6 day, 0 nite)	10,609	3-3
1999	60,022	Five (3 day, 2 nite)	12,044	3-2
2000	57,571	Five (3 day, 2 nite)	11,514	1-4
2001	69,687	Five (3 day, 2 nite)	11,614	2-4
2002	60,702	Six (3 day, 3 nite)	13,199	4-2
2003	87,439	Four (1 day, 3 nite)	16,826	3-1
2004	61,307	Four (0 day, 4 nite)	15,327	2-2
2005	77,382	Five (0 day, 5 nite)	15,476	5-0*
2006	71,528	Four (1 day, 3 nite)	17,882	3-1*
2007	102,237	Six (1 day, 5 nite)	17,040	5-1
2008	105,525	Five (1 day, 4 nite)	21,105	4-1
2009	88,445	Five (2 day, 3 nite)	17,689	3-2
2010	86,969	Five (2 day, 3 nite)	17,394	4-2
2011	127,541	Six (0 day, 6 nite)	21,256	6-0
2012	158,389	Six (1 day, 5 nite)	26,398	5-1
2013	149,477	Six (1 day, 5 nite)	24,860	5-1
2014	149,163	Six (3 day, 3 nite)	24,860	5-1
2015	138,043	Six (1 day, 5 nite)	23,007	5-1
2016	136,200	Six (1 day, 5 nite)	22,700	4-2
2017	119,538	Five (1 day, 4 nite)	23,908	4-1
2018	119,001	Six (2 day, 4 nite)	19,834	4-2
2019	124,017	Six (2 day, 4 nite)	20,670	4-2
2020	24,095 [^]	Five (4 day, 1 nite)	4,819	3-2
2021	67,265	Six (2 Day, 4 nite)	11,211	1-5
2022	91,592	Six (2 Day, 4 nite)	15,265	3-3
2023	100,482	Six (2 Day, 4 nite)	16,747	4-2

[^] - Attendance limited due to COVID-19 Pandemic

RECORDS



COACHING RECORDS

RECORDS



F.T. Parks



Clinton Young



Earl W. Brannon



Foy Hammons



Tom Dandeleit



Bill Stanley



Herbert Schwartz



Jack Dale



E.T. Renfro



Tommie Mills



Leslie Speck



Bill Adams



J.A. Tomlinson



Forrest England



Glen Harmeson



Gene Harlow



Hugh Taylor



King Block



Bennie Ellender



Bill Davidson



Larry Lacewell



Al Kincaid



Ray Perkins



John Bobo



Joe Hollis



Steve Roberts



Hugh Freeze



Gus Malzahn



Bryan Harsin



Blake Anderson



Butch Jones

Coach	Years	Seasons	Games	W-L-T	Pct.
F.T. Parks	1911-12	2	6	4-2-0	.667
Clinton Young	1913	1	5	3-1-1	.700
Earl W. Brannon	1914-17	4	27	16-9-2	.522
Foy Hammons	1919-21	3	19	8-10-1	.447
Tom Dandeleit	1922-23	2	14	0-13-1	.036
Bill Stanley	1924	1	8	4-4-0	.500
Herbert Schwartz	1925-30	6	45	18-21-6	.467
Jack Dale	1931-32	2	15	9-6-0	.600
E.T. Renfro	1933	1	8	2-4-2	.375
Tommie Mills	1934-35	2	17	4-12-1	.265
Leslie Speck	1936-38	3	20	7-13-0	.350
Bill Adams	1939-41	3	21	5-14-2	.286
J.A. 'Ike' Tomlinson	1945	1	7	2-4-1	.357
Forrest 'Frosty' England	1946-53	8	79	49-21-9	.677
Glen Harmeson	1954	1	9	1-8-0	.111
Gene Harlow	1955-57	3	27	15-12-0	.556
Hugh 'Bones' Taylor	1958-59	2	18	7-11-0	.389
King Block	1960-62	3	27	13-14-0	.482
Bennie Ellender	1963-70	8	76	52-20-4	.711
Bill Davidson	1971-78	8	84	51-32-1	.613
Larry Lacewell	1979-89	11	131	69-58-4	.542
Al Kincaid	1990-91	2	22	4-17-1	.205
Ray Perkins	1992	1	11	2-9-0	.182
John Bobo	1993-96	4	44	13-30-1	.307
Joe Hollis	1997-2001	5	56	13-43-0	.232
Steve Roberts	2002-10	9	108	35-63-0*	.357
Hugh Freeze	2011	1	12	10-2-0	.833
Gus Malzahn	2012	1	12	9-3-0	.750
Bryan Harsin	2013	1	12	7-5-0	.583
Blake Anderson	2014-20	7	87	51-36-0	.586
Butch Jones	2021-cur.	3	37	11-26	.297
Totals		109	1065	496-526-37^	.487

* 10 wins later vacated due to NCAA sanctions. Actual on-field record was 45-63 for a .417 winning percentage

^ Actual on-field record is 504-524-37 for a .492 winning percentage



ASSISTANT COACHES

Coach	Years
Doug Allen	1992-96
Jody Allen	1992-93
Tom Allen	2011
Ryan Aplin	2021
Wayne Armstrong	1963-67
Blake Baker	2013
Curt Baldus	2021
Corey Batoon	2009-11
Brad Bedell	2013
Tate Behne	2002-07
Walt Bell	2014-15
King Block	1955-59
John Bobo	1992
Julius Brown	2013
Chris Buckner	2018
Leon Burtnett	1999-01
Keith Butler	1998
Ron Calcagni	1984-86
Bill Caldwell	1961
Steve Caldwell	1985-89, 2013
Roger Carr	1991
Jeff Carter	1999-01
Joe Cauthen	2014-18
Kyle Cefalo	2017-20
Pat Collins	1990
Josh Conklin	2023
Mike Conway	2001
Kevin Corless	2002-10
Sean Coughlin	2019-20
Denny Creehan	1997
Jack Curtis	2002-08
Keith Daniels	1990-91
Bill Davidson	1965-69
Phil Davis	1983, 1987-91, 2001
Bob Denton	1959
Dan Dodd	2014-16
Elijah Drinkwitz	2012-13
Butch Duncan	1973
David Duggan	2019-20
Scott Durham	1992-97
Parker Dykes	1973-79
Brian Early	2014-18
Glen Elarbee	2014-15
Bennie Ellender	1962
Buster Faulkner	2016-18
Adam Federle	2010
Randy Fichtner	1997-01
Don Floyd	1964
Hugh Freeze	2010
Bubba Gibson	1990-91
Tony Gilbert	2002-10
Clinton Gore	1971-73
J.B. Grimes	2012
Nick Grimes	2023
David Gunn	2002-12
Marvin Hagaman	1968-70
Brandon Hall	2012
Bush Hamdan	2013
Mike Hand	1990-96
Rob Harley	2021-cur.
Maurice Harris	2008-11
Eldon Hawley	1980-89
Grant Heard	2011
Keith Heckendorf	2019-cur.
Ricky Herzog	1991-96
Darren Hiller	2002-11
Dalton Hilliard	2021
Don Hoggard	1983-91

Coach	Years
Palmer Hossler	1990-96
Kenny Ingram	2012, 2020
Dean Jackson	2012
Jim Jackson	1959-61
Rashad Jackson	2019-20
Allen Johnson	2014-20
Jesse Johnson	1959-61
Brandon Joiner	2019-21
Joe Jones	1968-70
Tom Jordan	1994-96
Tim Keane	1973-89
Chris Kiffin	2011
Andy Kwon	2021-cur.
Larry Lacewell	1960-61
Harry Larche	1952
Rhett Lashlee	2012
Derrick Lett	2021-cur.
Desmond Lindsey	2019-20
Marquase Lovings	2022-cur.
Mike Malham	1971-84
Jim Marshall	2001
Pat Massey	1979-82
Griffin McCarley	2024-cur.
Mike McCarty	2004-07
Pete McGinnis	1992-95
Norval McKenzie	2016-18
David Mitchell	1975-91
Karl Morgan	1997-00
Nick Paremski	2018-20
Duyane Parker	1955-56
Luke Paschall	2014-17
Darrell Patterson	2001
Kevin Peoples	2002-09
Rick Petri	1980-88
Ed Pinkham	2019-20
Larry Porter	1999-01
Vinson Reynolds	2022-cur.
Jeff Richards	1991-96
Kent Riddle	2013
Troy Rothenbuhler	1997-01
Allen Rudolph	2016-18
Doug Ruse	2002-09
David Saunders	1996-97
Jon Shalala	2021-23
Jay Simpson	2022-cur.
Scott Skene	1993-95
Corby Smith	2001
George Smith	1979-82
Ken Stephens	1960
Greg Studrawa	1998-00
Tyler Siskey	2008-11
Trooper Taylor	2014-18
Bill Templeton	1965-79
John Thompson	2012-13
Mike Tomlin	1997-98
Tommy Tuberville	1983-84
Anthony Tucker	2013-15
Wilson Waites	1967
Sammy Weir	1971-72
Barry Wilson	1997-00
Paul Wilson	1996
Dennis Winston	1990-91
Gary Withrow	1973-89
Dave Wommack	2011
Casey Woods	2012
Dante Wright	2002-03
Don Yanowsky	1997-00

RECORDS



YEARLY OFFENSIVE STATISTICS

RECORDS

YEAR	PTS (AVG)	FIRST DOWNS				RUSHING				PASSING					TOTAL OFFENSE			TOP	3rd %
		PASS	RUSH	PEN	TOTAL	ATT	YDS	TD	AVG	COMP	ATT	YDS	TD/INT	AVG	PLAYS	YDS	AVG		
1970	322 (32.2)	73	127	12	212	547	2249	29	204.5	101	212	1825	11/25	165.9	759	4074	370.4	-	-
1971	174 (19.3)	64	97	10	171	444	1531	10	179.6	96	230	1617	10/18	170.1	674	3148	349.7	-	-
1972	163 (14.8)	27	125	12	164	625	2511	21	229.5	33	106	647	0/15	58.5	731	3158	288.0	-	-
1973	249 (24.9)	25	130	12	167	571	2648	30	264.8	40	96	568	3/7	56.8	667	3216	321.6	-	-
1974	215 (21.5)	34	126	16	176	565	2153	21	215.3	65	147	689	3/13	68.9	722	2842	284.2	-	-
1975	355 (32.3)	28	181	14	223	746	3745	42	340.5	39	97	538	3/7	50.7	843	4303	391.2	-	-
1976	274 (24.9)	28	140	13	181	639	3003	32	273.0	48	113	761	4/6	69.2	752	3764	342.2	-	39%
1977	184 (16.7)	60	124	17	201	566	2142	16	194.7	95	208	1423	6/13	129.4	774	3565	324.1	-	-
1978	163 (14.8)	53	104	11	168	581	2046	12	186.0	83	201	1166	4/17	106.0	782	3212	292.0	-	34%
1979	167 (15.2)	57	104	9	170	540	2177	13	197.9	92	203	112	7/18	101.1	743	3289	299.0	-	42%
1980	129 (11.7)	85	127	28	127	523	1719	10	156.3	52	126	538	5/15	48.9	658	2257	205.2	-	28%
1981	177 (16.1)	24	155	12	199	681	2928	15	266.2	47	100	454	4/13	41.3	781	3382	307.5	34:02	35%
1982	170 (15.5)	32	150	14	196	657	2782	17	252.9	62	123	783	6/9	71.2	780	3565	324.1	29:57	37%
1983	195 (17.7)	54	140	13	207	611	2758	20	250.7	96	190	1219	6/10	110.8	801	3977	361.5	31:54	40%
1984	296 (26.9)	137	40	7	184	615	3363	35	279.5	67	162	885	2/7	80.5	777	3959	359.9	32:42	39%
1985	289 (26.3)	140	48	11	199	631	3007	28	260.9	77	161	1272	10/9	115.6	792	4142	376.6	32:03	37%
1986	304 (27.6)	42	167	5	214	686	3259	27	296.3	63	127	909	6/5	82.6	813	4168	378.9	33:44	42%
1987	332 (30.2)	36	159	9	204	660	3521	37	298.5	51	107	782	5/6	71.6	767	4065	369.6	33:31	47%
1988	261 (23.7)	26	173	19	218	682	3266	33	296.9	40	97	524	3/5	47.6	779	3790	344.6	32:45	42%
1989	261 (23.7)	38	167	15	220	655	962	26	300.7	63	127	962	6/6	87.5	782	4270	388.2	31:50	42%
1990	200 (18.2)	74	124	26	224	521	2116	13	192.4	120	307	1887	11/17	171.6	828	4003	363.9	29:49	40%
1991	189 (17.2)	71	112	21	204	467	2120	18	164.0	126	276	1813	18/17	164.8	743	3617	328.8	27:30	37%
1992	118 (10.7)	69	74	14	157	398	1068	12	97.1	132	262	1570	4/7	142.7	660	2638	239.8	28:34	34%
1993	122 (11.1)	48	77	10	135	466	1405	8	127.7	108	218	1228	3/6	111.6	688	2633	239.4	31:22	28%
1994	123 (11.2)	54	71	11	136	421	1366	6	124.2	122	248	1209	7/10	109.9	669	2575	234.1	29:09	22%
1995	265 (24.1)	97	72	21	190	344	1447	16	131.5	206	392	2263	16/14	205.7	736	3710	337.3	27:14	33%
1996	272 (24.7)	111	64	23	198	348	1700	14	154.6	213	409	2388	19/20	217.1	757	4088	371.6	-	42%
1997	201 (18.2)	99	61	21	181	386	1045	15	95.0	157	343	2267	9/16	206.1	729	3312	301.1	29:19	34%
1998	216 (18.0)	103	64	12	179	396	1021	10	85.1	194	410	2875	15/13	239.6	806	3896	324.7	28:16	29%
1999	246 (22.4)	81	99	13	193	410	1617	11	147.0	139	293	1999	19/9	181.7	703	3616	328.7	28:54	32%
2000	247 (22.5)	75	71	12	158	335	1406	14	127.8	177	317	2023	14/9	183.9	652	3429	311.7	28:10	33%
2001	177 (16.1)	61	88	17	166	427	1610	11	146.4	125	275	1505	9/15	136.8	702	3115	283.2	28:59	27%
2002	259 (19.9)	80	116	11	207	537	2374	25	182.6	150	290	1868	7/9	143.7	827	4242	326.3	30:55	33%
2003	242 (20.2)	82	96	17	166	427	1610	11	147.0	139	293	1999	19/9	181.7	703	3616	328.7	28:54	32%
2004	215 (19.5)	102	87	10	199	400	1665	8	151.4	177	342	2270	14/17	206.4	742	3935	357.7	29:32	35%
2005	294 (24.5)	88	118	13	219	481	2318	21	193.2	162	299	2123	13/10	176.9	780	4441	370.1	27:57	37%
2006	182 (15.2)	82	121	21	224	507	2012	12	167.7	144	300	1735	8/15	144.6	807	3747	312.2	33:03	43%
2007	291 (24.2)	107	117	19	243	460	2502	16	176.0	205	388	2446	16/16	203.8	848	4558	379.8	29:51	36%
2008	324 (27.0)	95	125	18	238	488	2834	19	203.3	167	308	2346	16/8	195.5	796	4786	398.8	32:50	37%
2009	272 (22.7)	91	101	16	208	428	2016	21	135.2	191	330	2323	10/12	193.6	758	3946	328.8	29:48	33%
2010	360 (30.0)	131	108	23	262	418	1784	23	148.7	266	438	3057	23/12	254.8	856	4841	403.4	26:57	34%
2011	422 (32.5)	169	120	15	304	516	2005	25	154.2	326	500	3817	21/16	293.6	1016	5822	447.8	30:05	42%
2012	454 (34.9)	137	159	23	319	540	2952	31	206.2	279	412	3386	25/5	260.5	952	6067	466.7	29:02	47%
2013	379 (29.2)	117	147	11	275	579	2674	31	205.7	255	368	2627	14/7	202.1	947	5301	407.8	29:58	45%
2014	477 (36.7)	145	139	20	304	576	2813	35	216.4	276	488	3386	25/8	260.1	1024	6194	476.5	28:51	38%
2015	520 (40.0)	151	115	24	290	608	3007	35	231.3	207	365	2693	23/15	207.2	973	5700	438.5	30:27	39%
2016	355 (27.3)	124	102	16	242	517	1784	19	137.2	231	402	3148	21/9	242.2	919	4932	379.4	29:02	29%
2017	454 (37.8)	190	105	27	322	463	1831	17	152.6	317	512	4106	38/17	342.2	975	5937	494.8	28:51	44%
2018	394 (30.3)	157	123	22	302	508	2423	18	186.4	303	472	3675	28/10	282.7	980	6098	469.1	31:07	40%
2019	438 (33.7)	96	166	25	287	456	1977	13	127.2	298	469	4057	37/11	312.1	925	5711	439.3	27:39	40%
2020	362 (32.9)	170	73	26	269	387	1370	7	124.5	275	463	4008	39/9	364.4	850	5378	489.9	28:42	40%
2021	303 (25.3)	163	61	35	259	349	989	4	82.4	310	525	3767	27/17	313.9	874	4756	396.3	28:50	33%
2022	300 (25.0)	123	66	17	206	381	1058	16	88.2	247	396	2719	16/5	226.6	777	3777	314.8	29:00	29%
2023	352 (27.1)	130	101	26	257	459	1919	20	147.6	208	370	2938	17/9	226.0	829	4857	373.6	26:17	36%



YEARLY DEFENSIVE STATISTICS

YEAR	SOLO TKL	AST SKL	TACKLES	TFL-YARDS	SACKS-YARDS	INT-YARDS	BRUP	FR-YARDS	FF
1976	-	-	996	-	38	20-263	-	16	12
1977	-	-	1022	-	39	11-100	-	20	13
1978	-	-	974	72	45	13	-	19	13
1979	-	-	962	50	30	13	-	19	-
1980	-	-	913	53	20	20	-	17	14
1981	-	-	816	86	25	10	-	10	17
1982	-	-	943	97	27	10	-	19	12
1983	-	-	943	66	15	12	-	16	-
1984	-	-	946	-	52	21	-	22	-
1985	768	396	1154	64-150	44-347	23-149	52	17	17
1986	653	296	949	56-125	27-179	18-227	45	18	29
1987	646	264	910	48-101	34-210	18-164	36	24	18
1988	633	310	943	29-95	19-177	18-262	26	21	14
1989	652	251	903	43-129	36-205	14-219	39	4	9
1990	484	332	816	30-95	17-127	14-339	31	18	16
1991	614	419	1033	33-80	9-36	6-54	33	11	12
1992	580	319	899	27-56	9-36	7-74	21	9	7
1993	423	459	882	86-204	17-103	15-220	56	8	33
1994	453	434	887	55-156	12-55	13-64	31	8	20
1995	531	456	987	63-195	21-169	12-190	31	12	15
1996	468	451	919	53-169	20-125	18-325	36	4	4
1997	427	485	912	37-126	21-158	7-35	23	15-74	-
1998	524	538	1062	106-312	32-207	13-127	43	12-18	-
1999	399	464	863	70-277	19-125	10-142	38	9-34	9
2000	488	377	865	71-257	19-125	7-32	31	8-80	4
2001	453	368	821	60-167	8-58	5-38	33	15-94	9
2002	649	468	1117	88-292	39-188	16-196	49	18-27	25
2003	484	422	906	75-262	17-120	13-141	44	14-152	17
2004	474	348	822	49-153	13-88	8-133	32	12-85	14
2005	565	305	870	86-287	27-173	13-307	39	13-0	12
2006	440	218	658	55-124	13-103	19-293	30	7-19	7
2007	500	402	902	56-244	13-124	13-255	34	7-18	9
2008	471	314	785	81-303	26-163	15-193	39	9-139	9
2009	493	328	821	67-250	22-155	8-223	31	11-41	12
2010	512	424	936	68-310	27-209	11-173	33	14-58	17
2011	473	524	997	99-371	35-253	19-229	56	10-67	15
2012	495	50-9	1004	74-274	19-121	13-227	46	10-73	12
2013	452	488	940	71-297	26-180	9-117	57	12-64	13
2014	613	254	867	86-318	37-183	16-266	44	12-93	13
2015	330	522	852	88-340	31-201	26-503	51	8-41	9
2016	502	516	1018	125-441	43-265	11-136	48	11-60	15
2017	433	405	838	100-407	35-216	14-198	48	10-118	13
2018	440	489	929	100-370	35-222	12-145	42	8-34	12
2019	605	390	995	79-283	26-161	12-205	47	7-40	8
2020	482	234	719	76-296	20-157	6-115	37	6-0	7
2021	478	314	792	70-153	24-121	11-109	41	7-80	8
2022	425	412	837	76-242	23-122	6-115	44	4-12	11
2023	510	460	970	88-293	24-139	8-194	39	8-18	7

RECORDS



FIRST TEAM ALL-AMERICANS

HISTORY



Randy Barnhill



Bill Bergey



Ray Brown



Dan Buckley



Carter Ray Crawford



Wayne Dorton



Frank Farella



Charlie Fredrick



Calvin Harrell



T.J. Humphreys



Garry Johnson



Ken Jones



Doug Lowery



Dennis Meyer



Bill Phillips



Tommy Spiers



Dan Summers



Clovis Swinney



Jim Wiseman



Richie Woit

KEY: **AP** - Associated Press, **AFCA** - American Football Coaches Association (Kodak), **FN** - Football News, **FWAA** - Football Writers Association of America, **NAIA** - National Association of Intercollegiate Athletics, **SN** - Sporting News, **TM** - Time Magazine, **CFN** - CollegeFootballNews.com, **WC** - Walter Camp Football Foundation

Randy Barnhill (OG)

AP, AFCA, FN 1986

Bill Bergey (LB)

AP, AFCA 1968

Ray Brown (OT)

FN 1985

Dan Buckley (C)

AP 1969

Carter Ray Crawford (NG)

AP, AFCA, FN 1984

AP, AFCA, FN 1985

Wayne Dorton (OG)

AP 1971

Frank Farella (OG)

NAIA 1957

Charlie Fredrick (DT)

AP, AFCA, FN 1987

Calvin Harrell (RB)

AFCA 1970

AFCA 1971

T.J. Humphreys (OG)

AP 1976

Garry Johnson (OT)

CFN 2002

Ken Jones (OG)

FWAA, TM, SN 1975

Doug Lowery (OG)

AFCA 1973

Dennis Meyer (DB)

AP, AFCA 1971

Bill Phillips (OG)

AP 1970

Tommy Spiers (QB)

NAIA 1955

Dan Summers (LB)

AP 1964

AP 1965

Clovis Swinney (DT)

AP, AFCA 1969

Jim Wiseman (C)

AP, FN 1987

Richie Woit (RB)

AP 1953



ALL-AMERICANS

FIRST TEAM ALL-AMERICA

ASSOCIATED PRESS

1953	Richie Voit (RB)
1964	Dan Summers (LB)
1965	Dan Summers (LB)
1968	Bill Bergey (LB)
1969	Clovis Swinney (DT)
1970	Bill Phillips (OG)
1971	Wayne Dorton (OG)
1971	Dennis Meyer (DB)
1976	T.J. Humphreys (OG)
1984	Carter Ray Crawford (NG)
1985	Carter Ray Crawford (NG)
1986	Randy Barnhill (OG)
1987	Charlie Fredrick (DT)
1987	Jim Wiseman (C)

AMERICAN FOOTBALL COACHES ASSOCIATION

1968	Bill Bergey (LB)
1969	Clovis Swinney (DT)
1970	Calvin Harrell (RB)
1971	Calvin Harrell (RB)
1971	Dennis Meyer (DB)
1973	Doug Lowrey (OG)
1984	Carter Ray Crawford (NG)
1985	Carter Ray Crawford (NG)
1986	Randy Barnhill (OG)
1987	Charlie Frederick (DT)

FOOTBALL NEWS

1984	Carter Ray Crawford (NG)
1985	Carter Ray Crawford (NG)
1985	Ray Brown (OT)
1986	Randy Barnhill (OG)
1987	Charlie Fredrick (DT)
1987	Jim Wiseman (C)

FOOTBALL WRITERS ASSOCIATION

1975	Ken Jones (OG)
------	----------------

NAIA

1955	Tommy Spiers (QB)
1957	Frank Farella (OG)

SPORTING NEWS

1975	Ken Jones (OG)
------	----------------

TIME MAGAZINE

1975	Ken Jones (OG)
------	----------------

COLLEGEFOOTBALLNEWS.COM

2002	Garry Johnson (OG)
------	--------------------

SECOND TEAM ALL-AMERICA

ASSOCIATED PRESS

1966	Terry Gwin (RB)
1968	Frank McGuigan (RB)
1969	Jack Smith (OT)
1970	Calvin Harrell (RB)
1970	Dennis Meyer (DB)
1971	Calvin Harrell (RB)
1973	Doug Lowrey (OG)
1975	Jimmy Lisko (DE)
1982	Bruce Gartman (P)
1982	Mike Morris (LB)
2020	Jonathan Adams Jr. (WR)

FWAA

2020	Jonathan Adams Jr.
------	--------------------

SPORTING NEWS

2019	Omar Bayless (WR)
2020	Jonathan Adams Jr. (WR)

SPORTS NETWORK

1987	Charlie Fredrick (DT)
------	-----------------------

CBS SPORTS

2020	Jonathan Adams Jr. (WR)
------	-------------------------

NAIA

1956	Frank Farella (OG)
------	--------------------

SENIOR CLASS AWARD

2012	Ryan Aplin (QB)
------	-----------------

FOOTBALL NEWS

1993	Marquis Williams (FB)
1993	Ed Rufus (NG)
1998	Ron Teat (TE)

SPORTING NEWS

2020	Jonathan Adams Jr. (WR)
------	-------------------------

PHIL STEELE

2020	Jonathan Adams Jr. (WR)
------	-------------------------

WALTER CAMP FOOTBALL FOUNDATION

2019	Omar Bayless (WR)
------	-------------------



ALL-AMERICANS

HISTORY

SPORTS INFO SOLUTIONS

2021 | Alan Lamar (KR)

PRO FOOTBALL NETWORK

2021 | Alan Lamar (KR)

THIRD TEAM ALL-AMERICA

ASSOCIATED PRESS

1956 | Frank Farella (OG)

1975 | Ken Jones (OG)

1984 | Ed Troutt (C)

2019 | Omar Bayless (WR)

ATHLON

1998 | Todd Frohbieter (OT)

PRO FOOTBALL FOCUS

2021 | Alan Lamar (KR)

FOURTH TEAM ALL-AMERICA

PHIL STEELE

2021 | Alan Lamar (KR)

HONORABLE MENTION ALL-AMERICA

ASSOCIATED PRESS

1951 | Carl Greenwald (FB)

1951 | John Koldus (E)

1951 | Richie Voit (HB)

1952 | Richie Voit (HB)

1953 | James Petroff (T)

1953 | Dan Spensieri (E)

1957 | Frank Farella (G)

1957 | Eddie Romeo (HB)

1959 | Bill Caldwell (QB)

1966 | Trumann Moore (LB)

1970 | Gary Cleve (LB)

1970 | Wayne Dorton (OG)

1974 | John Manatt (OT)

1975 | Dennis Bolden (TB)

1975 | Jerry Muckensturm (LB)

1976 | Leroy Harris (RB)

1976 | Joel Mullins (OG)

1976 | Roy Painter (DB)

1978 | Danny Garrison (TE)

1978 | Larry Lawrence (TB)

1978 | Wesley Williams (LB)

1979 | Jerry Castor (OT)

1979 | Ron Smith (LB)

1981 | Leveren Tillman (DT)

1982 | Rick Fishback (CB)

1983 | Jerome Sims (CB)

1984 | Randy Barnhill (OG)

1984 | Michael Cline (DT)

1984 | Mavin Neloms (DE)

1984 | Farrell Wilson (OT)

1985 | Randy Barnhill (OG)

1985 | Ray Brown (OT)

1985 | Michael Cline (DT)

1985 | Rickey Jemison (FB)

1985 | Greg Lee (CB)

1985 | Mavin Neloms (DE)

1986 | Michael Adams (CB)

1986 | Fred Barnes (DT)

1986 | Vincentt Barnett (FS)

1986 | Dwane Brown (QB)

1986 | Charlie Fredrick (NG)

1986 | Rickey Jemison (FB)

1986 | Greg Lee (CB)

1986 | Marvin Neloms (DE)

1986 | Scott Roper (K)

1986 | John Suskie (OT)

1986 | Jim Wiseman (C)

1987 | Dwane Brown (QB)

1987 | Greg Lee (CB)

SPORTS ILLUSTRATED

2013 | Qushaun Lee (LB)

2013 | J.D. McKissic (WR)

COLLEGEFOOTBALLNEWS.COM

2007 | Tyrell Johnson (S)

PRO FOOTBALL FOCUS

2019 | Omar Bayless (WR)

2020 | Jonathan Adams Jr. (WR)

FOOTBALL NEWS

1993 | Marquis Williams (FB)

1993 | Ed Rufus (NG)

1998 | Ron Teat (TE)

SPORTING NEWS

1976 | Leroy Harris (FB)

1976 | T.J. Humphreys (OG)

1978 | Doug Dobbs (K)

NAIA

1956 | Tommy Spiers (QB)

WILLIAMSON

1953 | Richie Voit^{MVP} (RB)

1956 | Tommy Spiers (QB)



ALL-AMERICANS

1957	Howard Cissell (HB)
1957	Frank Farella (G)
1958	Tommy Davis (C)
1959	Alfred Bentley (E)
1959	Bill Caldwell (QB)
1960	Jerry Arant (T)
1960	Alfred Bentley (E)
1960	Jim McMurray (QB)
1960	Jack Snodgrass (G)
1961	Jim McMurray (QB)
1961	Larry Peebles (C)
1961	Frank Smith (T)
1962	Dick Martillo (FB)
1962	Sammy Weir (QB)

FRESHMAN ALL-AMERICA

FWAA SCRIPPS

2006	Reggie Arnold (RB)
2012	J.D. McKissic (WR)
2014	Ja'Von Rolland-Jones (DE)
2021	Corey Rucker (WR)
2022	Dominic Zvada (PK)

SPORTING NEWS

2004	Josh Williams (LB)
2006	Josh Arauco (K)
2006	Reggie Arnold (RB)

COLLEGEFOOTBALLNEWS.COM

2004	Tyrell Johnson (S)
2004	Josh Williams (LB)
2010	Amos Draper (DL)
2022	Dominic Zvada (PK)

SCOUT

2014	Ja'Von Rolland-Jones (DE)
------	---------------------------

THE ATHLETIC

2022	Dominic Zvada (PK)
------	--------------------

PRO FOOTBALL FOCUS

2022	Dominic Zvada (PK)
------	--------------------

247 SPORTS

2022	Dominic Zvada (PK)
------	--------------------

On3

2023	Jaylen Raynor (QB)
------	--------------------

SOPHOMORE ALL-AMERICA

COLLEGEFOOTBALLNEWS.COM

2010	Ryan Aplin (QB)
2010	Allen Muse (WR)

ATHLON SPORTS

2013	J.D. McKissic (WR)
------	--------------------



WATCH LISTS HONOREES

HISTORY

BEDNARIK AWARD

2013	Ryan Carrethers
2016	Ja'Von Rolland-Jones
2017	Ja'Von Rolland-Jones
2020	Justin Rice (Semifinalist)

BILETNIKOFF AWARD

2011	Dwayne Frampton
2013	J.D. McKissic
2019	Omar Bayless (Semifinalist)
2019	Kirk Merritt
2020	Jonathan Adams Jr. (Semifinalist)
2022	Te'Vailance Hunt

BRONKO NAGURSKI TROPHY

2007	Tyrell Johnson
2016	Ja'Von Rolland-Jones
2017	Ja'Von Rolland-Jones
2018	Justin Clifton
2020	Justin Rice

BURLSWORTH TROPHY

2012	Cole Lorigan
2013	Charleston Girley
2014	Johnston White
2015	Johnston White
2016	Johnston White
2017	Johnston White
2018	Blake Grupe
2019	Blake Grupe
2020	TW Ayers
2021	Blake Grupe
2023	Charles Willekes

BUTKUS AWARD

2007	Koby McKinnon
2008	Ben Owens

CAMPBELL TROPHY

2016	Jake Swalley (Semifinalist)
2017	Blaise Taylor (Finalist)
2019	Cody Grace (Semifinalist)
2020	Forrest Merrill (Semifinalist)

DAVEY O'BRIEN AWARD

2007	Corey Leonard (Semifinalist)
2012	Ryan Aplin
2015	Fredi Knighten
2017	Justice Hansen (Top 20)
2018	Justice Hansen
2023	Jaylen Raynor

DOAK WALKER AWARD

2000	Jonathan Adams
------	----------------

2001	Jonathan Adams
2007	Reggie Arnold
2008	Reggie Arnold
2009	Reggie Arnold
2013	David Oku
2014	Michael Gordon
2015	Michael Gordon
2016	Warren Wand
2017	Warren Wand
2018	Warren Wand
2019	Marcel Murray
2020	Marcel Murray
2021	Marcel Murray
2022	Johnnie Lang

DRADDY TROPHY

2007	Matt Reibe (Semifinalist)
------	---------------------------

EARL CAMPBELL AWARD

2019	Logan Bonner
2020	Logan Bonner

JASON WITTEN COLLEGIATE MAN OF THE YEAR

2017	Blaise Taylor (Semifinalist)
------	------------------------------

JIM THORPE AWARD

2007	Tyrell Johnson
2014	Sterling Young
2014	Rocky Hayes
2016	Cody Brown
2017	Justin Clifton
2018	Justin Clifton
2019	Darreon Jackson
2019	Jerry Jacobs

JOHN MACKEY AWARD

2014	Darion Griswold
2015	Darion Griswold
2017	Blake Mack
2019	Javonis Isaac

JOHNNY UNITAS AWARD

2009	Corey Leonard
2012	Ryan Aplin
2015	Fredi Knighten
2017	Justice Hansen (Top 20)
2018	Justice Hansen

LOMBARDI TROPHY

2001	Garry Johnson
2002	Garry Johnson
2006	Tanner Jenkins
2008	Matt Mandich
2009	Alex Carrington



WATCH LIST HONOREES

2011	Demario Davis
2014	Qushaun Lee
2014	Bryce Giddens
2015	Ja'Von Rolland-Jones
2015	Chris Stone
2022	Kivon Bennett

LOTT TROPHY

2009	Alex Carrington
------	-----------------

LOU GROZA AWARD

1994	Jeff Caldwell (Semifinalist)
2008	Josh Arauco (Finalist)
2009	Josh Arauco
2012	Brian Davis (Semifinalist)
2013	Brian Davis (Semifinalist)
2019	Blake Grupe (Semifinalist)
2020	Blake Grupe
2022	Dominic Zvada (Semifinalist)
2023	Dominic Zvada

MANNING AWARD

2009	Corey Leonard
2012	Ryan Aplin
2015	Fredi Knighten
2018	Justice Hansen
2021	Layne Hatcher

MAXWELL AWARD

2015	Fredi Knighten
2018	Justice Hansen
2019	Kirk Merritt
2021	Layne Hatcher

OUTLAND TROPHY

2002	Garry Johnson
2008	Matt Mandich
2013	Ryan Carrethers
2018	Lanard Bonner
2020	Jarrett Horst

PATRICK MANNELLY AWARD

2020	Seth Cottengim
------	----------------

PAUL HORNUNG AWARD

2014	J.D. McKissic
2017	Blaise Taylor
2019	Kirk Merritt

RAY GUY AWARD

2000	Andy Shatley
2008	Brett Shrable
2014	Luke Ferguson
2015	Luke Ferguson
2017	Cody Grace (Semifinalist)

2018	Cody Grace (Semifinalist)
2019	Cody Grace
2021	Ryan Hanson
2022	Ryan Hanson
2023	William Przystup

RIMINGTON TROPHY

2006	Tanner Jenkins
2011	Tom Castilaw
2013	Bryce Giddens
2014	Bryce Giddens
2014	Tyler Greve
2016	Devin Mondie
2019	Jacob Still
2020	Jacob Still

SENIOR BOWL

2012	Ryan Aplin
2012	Josh Jarboe
2014	Qushaun Lee
2014	Sterling Young
2015	Tres Houston
2015	J.D. McKissic
2017	Ja'Von Rolland-Jones
2018	Ronheen Bingham
2018	Justice Hansen
2019	Dahu Green
2019	Kirk Merritt
2022	Kivon Bennett

TED HENDRICKS AWARD

2009	Alex Carrington
2016	Chris Odom
2016	Ja'Von Rolland-Jones
2017	Ja'Von Rolland-Jones
2019	William Bradley-King

WALTER CAMP AWARD

2012	Ryan Aplin
2014	Qushaun Lee
2018	Justice Hansen

WUERFFEL TROPHY

2015	Fredi Knighten
2016	Blaise Taylor
2017	Blaise Taylor (Finalist)
2018	Justice Hansen
2019	Tajhea Chambers
2020	Andre Harris Jr.
2021	Andre Harris Jr.
2023	Justin Parks



HONORS & AWARDS

HISTORY

COACH OF THE YEAR

AFCA National Coach of the Year

1970 | Bennie Ellender

Grant Teaff

2019 | Blake Anderson

Capital One Orange Bowl

FWAA Courage Award

2019 | Blake Anderson

AFCA Region 5

1985 | Larry Lacewell

1986 | Larry Lacewell

Southland Conference

1964 | Bennie Ellender

1968 | Bennie Ellender

1969 | Bennie Ellender

1970 | Bennie Ellender

1975 | Bill Davidson

1978 | Bill Davidson

1985 | Larry Lacewell

1986 | Larry Lacewell

Big West Conference

1995 | John Bobo

Sun Belt Conference

2005 | Steve Roberts

2011 | Hugh Freeze

CONFERENCE HONORS

Southland Conference Player of the Year

1968 | Frank McGuigan (Offense)

1968 | Clovis Swinney (Defense)

1969 | Clovis Swinney (Defense)

1970 | Dennis Meyer (Defense)

1971 | Dennis Meyer (Defense)

1975 | David Hines (Offense)

1975 | Jerry Muckensturm (Defense)

1976 | Roy Painter (Defense)

1978 | Wesley Williams (Defense)

1986 | Dwane Brown (Offense)

Southland Conference Freshman of the Year

1979 | Lee Charles Wright (RB)

1984 | Dwane Brown (QB)

Southland Conference All-First Decade Team

65-68 | Bill Bergey (LB)

66-69 | Dan Buckley (C)

68-71 | Wayne Dorton (OG)

68-71 | Calvin Harrell (RB)

68-71 | Dennis Meyer (DB)

68-71 | Bill Phillips (OG)

67-69 | Clovis Swinney (DT)

Southland Conference Senior Spirit Award

1978 | Larry Lawrence (TB)

All-Southland Conference First Team

1964 | Bill Pagano (DE)

1964 | Dan Summers (OG)

1965 | Mike Berta (LB)

1965 | H.K. Reeves (DT)

1965 | Dick Ritchey (DE)

1965 | Dan Summers (OG)

1966 | Terry Gwin (RB)

1966 | Gerald Jumper (SE)

1966 | Dick Ritchey (DB)

1966 | Ron Worthen (C)

1967 | Bill Bergey (LB)

1967 | Kevin McClelland (P)

1967 | Dick Ritchey (DB)

1967 | Clovis Swinney (DT)

1967 | Ron Worthen (C)

1968 | Bill Bergey (LB)

1968 | Dan Buckley (C)

1968 | Gary Crane (DE)

1968 | Frank McGuigan (RB)

1968 | Jack Smith (OT)

1968 | Steve Struble (DB)

1968 | Clovis Swinney (DT)

1969 | Donnie Beshears (DB)

1969 | Dan Buckley (C)

1969 | Calvin Harrell (RB)

1969 | Bill Phillips (OG)

1969 | Jack Smith (OT)

1969 | Clovis Swinney (DT)

1969 | David Walls (LB)

1969 | Marshall Walls (FB)

1970 | Gary Cleve (LB)

1970 | Chet Douthit (WR)

1970 | Bobby Gentry (K)

1970 | Calvin Harrell (RB)

1970 | Steve Lockhart (TE)

1970 | Dennis Meyer (DB)

1970 | Dave Muckensturm (DE)

1970 | Bill Phillips (OG)

1971 | Wayne Dorton (OG)

1971 | Joe Duren (K)

1971 | James Hamilton (P)

1971 | Calvin Harrell (RB)

1971 | Steve Lockhart (TE)

1971 | Dennis Meyer (DB)

1971 | Dave Muckensturm (DE)

1971 | Butch Murray (LB)

1972 | Steve Burks (P)

1972 | Ken Jones (DT)

1972 | Dave Muckensturm (DE)

1973 | Jaime Klipsch (TE)

1973 | Doug Lowrey (OG)

1973 | David Mitchell (RB)

1973 | Jerry Reiman (OG)

1974 | Dick Dixon (DT)

1974 | Willie Harris (TB)



HONORS & AWARDS

1974 Mike Malham (LB)
 1974 John Manatt (OG)
 1974 Stan Winfrey (FB)
 1975 Dennis Bolden (RB)
 1975 Dick Dixon (DT)
 1975 Leroy Harris (FB)
 1975 David Hines (QB)
 1975 T.J. Humphreys (OG)
 1975 Ken Jones (OG)
 1975 Jimmy Lisko (DE)
 1975 Mike Malham (LB)
 1975 Eddie Morgan (DT)
 1975 Jerry Muckensturm (LB)
 1975 Dan Mullen (P)
 1975 Robert Speer (DE)
 1975 Lloyd Walls (CB)
 1976 Leroy Harris (FB)
 1976 T.J. Humphreys (OG)
 1976 Joel Mullins (OT)
 1976 Roy Painter (DB)
 1976 Robert Speer (DE)
 1977 Butch Cook (OG)
 1977 Hugh Crisp (C)
 1978 Jerry Castor (OT)
 1978 Keith Cox (NG)
 1978 Doug Dobbs (K)
 1978 Danny Garrison (TE)
 1978 Larry Lawrence (RB)
 1978 Joe Slayton (P)
 1978 Wesley Williams (LB)
 1979 Jerry Castor (OT)
 1979 Ron Smith (LB)
 1980 Bruce Gartman (P)
 1981 Maurice Carthon (FB)
 1981 Mike Morris (LB)
 1981 Leveren Tillman (DT)
 1982 Rick Fishback (CB)
 1982 Bruce Gartman (P)
 1982 Mike Morris (LB)
 1983 Jerome Sims (CB)
 1984 Randy Banhill (OG)
 1984 Michael Cline (DT)
 1984 Marvin Neloms (DE)
 1984 Ed Trout (C)
 1984 Farrell Wilson (OT)
 1985 Randy Barnhill (OG)
 1985 Ray Brown (OT)
 1985 Michael Cline (DT)
 1985 Carter Ray Crawford (NG)
 1985 Rickey Jemison (FB)
 1985 Greg Lee (CB)
 1985 Marvin Neloms (DE)
 1986 Michael Adams (CB)
 1986 Fred Barnes (DT)
 1986 Vincent Barnett (FS)
 1986 Randy Barnhill (OG)
 1986 Dwane Brown (QB)
 1986 Charlie Fredrick (NG)
 1986 Rickey Jemison (FB)

1986 Greg Lee (CB)
 1986 Marvin Neloms (DE)
 1986 Scott Roper (K)
 1986 John Suskie (OT)
 1986 Jim Wiseman (C)

All-Southland Conference Second Team

1964 Tommy Reese (RB)
 1964 H.K. Reeves (T)
 1964 Eddie Rickus (FB)
 1964 Harold Wallin (FB)
 1971 Cleve Barfield (DT)
 1971 Donnie Beshears (DB)
 1971 James Hamilton (QB)
 1971 Richard Nicholson (LB)
 1971 Terry Whiting (DB)
 1972 David Hines (DB)
 1972 Doug Lowery (OG)
 1972 Stan Winfrey (RB)
 1973 Vince Ancell (DB)
 1973 Willie Harris (RB)
 1973 Mike Malham (LB)
 1973 John Manatt (OT)
 1973 Roy Painter (DB)
 1974 Joe Duren (K)
 1974 Andy Haney (OL)
 1974 Ken Jones (OL)
 1974 Eddie Morgan (DL)
 1974 Robert Speer (DE)
 1974 Jimmy Wicks (WR)
 1975 Hugh Crisp (OL)
 1975 Terry Kinsworthy (S)
 1975 John Lorick (DB)
 1975 Sylvester Loving (DL)
 1975 David Luter (OL)
 1975 Joel Mullins (OL)
 1975 Bill Muzik (DL)
 1976 Hugh Crisp (OL)
 1976 Bill Muzik (DL)
 1977 Danny Cook (OL)
 1977 Doug Dobbs (K)
 1977 Dikki Dyson (WR)
 1977 Bobby Earwood (OL)
 1977 Joe Griffin (RB)
 1977 Ralph Kelly (LB)
 1977 Greg Lawrence (DB)
 1977 Freddie Lisko (DL)
 1977 Jerry McKenna (DB)
 1977 Joe Slayton (P)
 1978 Danny Cook (OL)
 1978 Dikki Dyson (WR)
 1978 Greg Lawrence (DB)
 1978 Freddie Lisko (DL)
 1978 John McCaughey (OL)
 1978 Jerry McKenna (DB)
 1978 Casey Phillips (OL)
 1978 Ron Smith (LB)
 1979 James Harris (DB)
 1979 Glen Koenig (DL)



HONORS & AWARDS

HISTORY

- 1979 Casey Phillips (OL)
- 1980 John McCaughey (OL)
- 1981 Tim Allison (SS)
- 1981 Ken Armbrust (OG)
- 1981 John McCaughey (C)
- 1981 Paul Gilbow (OT)
- 1981 Thomas Johnson (NG)
- 1981 Tommy Walker (OG)
- 1982 Maurice Carthon (RB)
- 1982 Price Garner (OT)
- 1982 Waddell Kelly (RB)
- 1982 Berry King (OG)
- 1983 Price Gardner (OT)
- 1983 Berry King (OG)
- 1983 Tim Langford (QB)
- 1983 Dwane Pittman (RB)
- 1983 Tommy Walker (OG)
- 1984 Ray Brown (TE)
- 1984 Carter Ray Crawford (NG)
- 1984 Rickey Jemison (RB)
- 1984 Stacy Price (LB)
- 1985 Vincent Barnett (S)
- 1985 Ray Brown (TE)
- 1985 Cazy Francis (WR)
- 1985 Stacy Gore (P)
- 1985 Stacy Price (LB)
- 1985 Jerome Sims (CB)

All-Southland Conference Honorable Mention

- 1964 Bill Berry (RB)
- 1964 Mike Berta (C)
- 1964 Gary Everett (RB)
- 1964 Shelby Lee (RB)
- 1964 Dutch Noe (C)
- 1964 Aaron White (T)
- 1965 Harold Noe (C)
- 1965 Bill Pagano (E)
- 1965 Tommy Reese (HB)
- 1965 Eddie Rickus (FB)
- 1966 Bill Bergey (LB)
- 1966 Steve Gankiewicz (DL)
- 1966 Tim Keane (QB)
- 1966 Truman Moore (LB)
- 1966 Steve Puryear (DE)
- 1967 Steve Gankiewicz (DL)
- 1967 Jerald Jumper (WR)
- 1967 Tim Keane (QB)
- 1967 Tom Sain (LB)
- 1968 Ken Bennett (DT)
- 1968 Don DeMaine (OT)
- 1968 Charles Hinrichs (DT)
- 1968 Kevin McClelland (B)
- 1968 Manuel Montes (OG)
- 1968 Virgil Peyton (E)
- 1968 David Walls (LB)
- 1969 Ken Bennett (DT)
- 1969 Gary Cleve (LB)
- 1969 Wayne Dorton (OG)
- 1969 Mike Everett (K/DE)

- 1969 James Hamilton (QB)
- 1969 Charles Hinrichs (DE)
- 1969 Steve Lockhart (TE)
- 1969 Orley Massena (B)
- 1969 Dennis Meyer (DB)
- 1969 Virgil Peyton (FL)
- 1969 Eugene Thompson (T)
- 1970 Cleve Barfield (DT)
- 1970 Donnie Beshears (DB)
- 1970 Rick Bone (DE)
- 1970 Johnny Carr (RB)
- 1970 Wayne Dorton (OG)
- 1970 Tom Flanagan (C)
- 1970 Walt Fisher (LB)
- 1970 Steve Goddard (T)
- 1970 James Hamilton (QB)
- 1970 Craig Johnson (DB)
- 1970 Tom Johnson (E)
- 1970 Chris Millwee (DT)
- 1970 Dave Ruebsam (T)
- 1970 Terry Whiting (DB)
- 1971 Steve Burks (WR)
- 1971 Mark Cates (DE)
- 1971 Scott Foster (OG)
- 1971 Craig Johnson (DB)
- 1971 Doug Lowery (C)
- 1971 Jerry Reiman (T)
- 1972 Steve Burks (QB)
- 1972 Jerry Muckensturm (LB)
- 1972 Jerry Reiman (OG)
- 1982 Tommy Walker (OG)
- 1984 Billy Ray Bowers (DB)
- 1984 I.J. Chapman (DB)
- 1984 Judious Lewis (WR)
- 1984 Jerome Sims (DB)
- 1985 Dwane Brown (QB)
- 1985 Elbert Shelley (DB)
- 1985 Oscar Willis (LB)

All-Big West Conference First Team

- 1993 Ed Rufus (NG)
- 1993 Marquis Williams (RB)
- 1995 Kyle Richardson (P)
- 1995 Corey Walker (RS)
- 1999 Robert Kilow (WR/RS)
- 2000 Garry Johnson (OL)
- 2000 Robert Kilow (WR/RS)

All-Big West Conference Second Team

- 1993 Jeff Caldwell (K)
- 1995 Carlos Emmons (DE)
- 1999 Garry Johnson (OL)
- 1999 Ryan Smith (P)
- 1999 Lamont Zachery (RB)

All-Big West Conference Honorable Mention

- 1994 Kyle Richardson (P)
- 1994 Corey Walker (RS)
- 1994 Clark Watkins (S)



HONORS & AWARDS

1994	Carlo White (DT)
1995	Corey Walker (RB)
1999	Hanis Bowens (CB)
1999	LeMarcus Harris (LB)
1999	Andy Henault (LB)
1999	Lance Miller (OL)
1999	Sean Mitchell (FS)
2000	John Crossley (OL)

**Sun Belt Conference
Player of the Year**

2011	Ryan Aplin
2012	Ryan Aplin
2016	Ja'Von Rolland-Jones
2017	Ja'Von Rolland-Jones
2018	Justice Hansen
2019	Omar Bayless

**Sun Belt Conference
Offensive Player of the Year**

2002	Danny Smith
2017	Justice Hansen
2020	Jonathan Adams Jr.

**Sun Belt Conference
Defensive Player of the Year**

2007	Tyrell Johnson (S)
2008	Alex Carrington (DE)
2011	Brandon Joiner (DE)
2018	Ronheen Bingham (DE)

**Sun Belt Conference
Newcomer of the Year**

2002	Jonathan Burke (DB)
2018	Kirk Merritt (WR)

**Sun Belt Conference
Freshman of the Year**

2006	Reggie Arnold (RB)
2012	J.D. McKissic (WR)
2018	Marcel Murray (RB)
2019	Layne Hatcher (QB)
2023	Jaylen Raynor (QB)

All-Sun Belt Conference First Team

2001	James Hickenbotham (RS/All-Purpose)
2001	Garry Johnson (OL)
2002	Jon Bradley (DL)
2002	James Hickenbotham (RS)
2002	Garry Johnson (DL)
2002	Danny Smith (RB)
2002	Corey Williams (DL)
2003	Jon Bradley (DL)
2003	Johnathan Burke (CB)
2003	Les Echols (LB)
2003	Kimani Jones (OL)
2004	Steven Gibbs (OL)
2004	Josh Williams (LB)
2005	Myron Anderson (DL)

2005	Tanner Jenkins (OL)
2005	Tyrell Johnson (SS)
2005	Eric Neihouse (K)
2005	Antonio Warren (RB)
2006	Tanner Jenkins (OL)
2006	Tyrell Johnson (S)
2007	Kyayyam Burns (S)
2007	Tyrell Johnson (S)
2007	Matt Mandich (OL)
2008	Josh Arauco (K)
2008	Reggie Arnold (RB)
2008	Alex Carrington (DE)
2008	Matt Mandich (OL)
2009	Alex Carrington (DE)
2010	Ryan Aplin (QB)
2010	Demario Davis (LB)
2010	Bryan Hall (DL)
2010	M.D. Jennings (DB)
2010	Derek Newton (OL)
2011	Ryan Aplin (QB)
2011	Tom Castilaw (OL)
2011	Demario Davis (LB)
2011	Darryl Feemster (DB)
2011	Dwayne Frampton (WR)
2011	Brandon Joiner (DE)
2011	Kelcie McCray (DB)
2012	Ryan Aplin (QB)
2012	Ryan Carrethers (DL)
2012	Nathan Herrold (LB)
2012	Zack McKnight (OL)
2012	David Oku (RB)
2013	Ryan Carrethers (DL)
2013	Brian Davis (K)
2013	Qushaun Lee (LB)
2013	J.D. McKissic (WR/All-Purpose)
2014	Artez Brown (CB)
2014	Fredi Knighten (QB)
2014	Qushaun Lee (LB)
2015	Jemar Clark (OL)
2015	Rocky Hayes (DB)
2015	Colton Jackson (OL)
2015	J.D. McKissic (All-Purpose)
2015	Ja'Von Rolland-Jones (DE)
2016	Jemar Clark (OL)
2016	Money Hunter (DB)
2016	Chris Odom (DE)
2016	Ja'Von Rolland-Jones (DE)
2017	Lanard Bonner (OL)
2017	Justice Hansen (QB)
2017	Blake Mack (TE)
2017	Ja'Von Rolland-Jones (DE)
2017	Blaise Taylor (DB)
2018	Ronheen Bingham (DE)
2018	Lanard Bonner (OL)
2018	Justin Clifton (DB)
2018	Justice Hansen (QB)
2018	Kirk Merritt (WR)
2019	Omar Bayless (WR)
2019	William Bradley-King (DE)

HISTORY



HONORS & AWARDS

HISTORY

- 2019 Cody Grace (P)
- 2019 Blake Grupe (K)
- 2019 Darreon Jackson (DB)
- 2019 Kirk Merritt (WR)
- 2020 Jonathan Adams Jr. (WR)
- 2020 Justin Rice (LB)
- 2021 Alan Lamar (RS)
- 2022 Seydou Traore (TE)
- 2022 Dominic Zvada (PK)
- 2023 Jacob Bayer (OL)
- 2023 William Przystup (P)

All-Sun Belt Conference Second Team

- 2001 Jonathan Adams (RB)
- 2001 Jon Bradley (DL)
- 2001 Jerry Pegues (TE)
- 2002 Chuck Allen (DB)
- 2002 Jonathan Burke (DB)
- 2002 John Crossley (OL)
- 2002 Les Echols (LB)
- 2003 Corey Williams (DL)
- 2004 Tyrell Johnson (S)
- 2004 Antonio Warren (RB)
- 2005 James Johnson (CB/RS)
- 2005 Matt Mandich (OL)
- 2005 Devrett Wade (LB)
- 2006 Reggie Arnold (RB)
- 2006 Khayyam Burns (S)
- 2006 Jamarrow James (DL)
- 2006 Matt Mandich (OL)
- 2006 Koby McKinnon (LB)
- 2006 Devrett Wade (LB)
- 2007 Reggie Arnold (RB)
- 2007 Levi Dejohnette (WR)
- 2007 Koby McKinnon (LB)
- 2007 Brett Shrable (P)
- 2008 Mark Clemons (OL)
- 2008 David Johnson (TE)
- 2008 Kevin Jones (WR/RS)
- 2008 Corey Leonard (QB)
- 2008 Ben Owens (LB)
- 2009 Josh Arauco (K)
- 2009 Bryan Hall (DL)
- 2009 Derek Newton (OL)
- 2010 Tom Castilaw (OL)
- 2010 Sifa Etu (OL)
- 2010 Javon McKinnon (LB)
- 2010 Dorvus Woods (DL)
- 2011 Darron Edwards (DB)
- 2011 Dwayne Frampton (AP)
- 2011 Nathan Herrold (LB)
- 2011 Josh Jarboe (WR)
- 2011 Delano Moore (OL)
- 2011 Dorvus Woods (DL)
- 2012 Brian Davis (K)
- 2012 J.D. McKissic (WR)
- 2012 Tim Starson (DE)
- 2013 Bryce Giddens (OL)
- 2013 Michael Gordon (RB)

- 2013 Darion Griswold (TE)
- 2013 Steven Haunga (OL)
- 2013 Rocky Hayes (CB)
- 2013 J.D. McKissic (RS)
- 2013 Sterling Young (S)
- 2014 Michael Gordon (RB)
- 2014 Ja'Von Rolland-Jones (DE)
- 2014 Blaise Taylor (RS)
- 2015 Cody Brown (DB)
- 2015 Michael Gordon (RB)
- 2015 Tres Houston (WR)
- 2015 Fredi Knighten (QB)
- 2015 J.D. McKissic (WR)
- 2015 Chris Stone (DE)
- 2015 Xavier Woodson-Luster (LB)
- 2016 Cody Brown (DB)
- 2016 Justin Clifton (DB)
- 2016 Colton Jackson (OL)
- 2016 Blake Mack (TE)
- 2016 Blaise Taylor (RS)
- 2016 Warren Wand (AP)
- 2016 Xavier Woodson-Luster (LB)
- 2017 Ronheen Bingham (DE)
- 2017 Justin Clifton (DB)
- 2017 Chris Murray (WR)
- 2017 Kyle Wilson (LB)
- 2018 William Bradley-King (DE)
- 2018 Cody Grace (P)
- 2018 Javonis Isaac (TE)
- 2018 Jerry Jacobs (DB)
- 2018 Forrest Merrill (DL)
- 2018 Justin McInnis (WR)
- 2019 BJ Edmonds (S)
- 2019 Kevin Thurmon (DL)
- 2020 Forrest Merrill (DL)
- 2021 Corey Rucker (WR)
- 2021 Kivon Bennett (DL)
- 2021 Blake Grupe (K)
- 2021 Alan Lamar (AP)
- 2022 Johnnie Lang (RS)
- 2023 Makilan Thomas (OL)

All-Sun Belt Conference Third Team

- 2017 Caleb Caston (DE)
- 2017 Cody Grace (P)
- 2017 Justin McInnis (WR)
- 2017 Jaypee Philbert (OL)
- 2017 Blaise Taylor (RS)
- 2017 Sawyer Williams (K)
- 2018 Darreon Jackson (DB)
- 2018 Marcel Murray (RB)
- 2019 Jonathan Adams Jr. (WR)
- 2019 Tajhea Chambers (LB)
- 2019 Jarrett Horst (OL)
- 2019 Jacob Still (OL)
- 2021 Te'Vailance Hunt (WR)
- 2021 Ryan Hanson (P)
- 2022 Kivon Bennett (DE)
- 2023 Thurman Geathers (DE)



HONORS & AWARDS

All-Sun Belt Conference Honorable Mention

2005	Khayyam Burns (FS)
2005	Nick Noce (QB)
2006	Jonathan Najm (DE)
2006	Oren O'Neal (FB)
2007	Alex Carrington (DE)
2007	Corey Leonard (QB)
2008	J.T. Jordan (TE)
2008	Dominique Williams (CB)
2009	Corey Leonard (QB)
2009	Daylan Walker (DB)
2010	Dwayne Frampton (WR)
2010	Allen Muse (WR)
2011	Taylor Stockemer (WR)
2011	Nelly Sullivent (P)
2012	Qushaun Lee (LB)
2012	Taylor Stockemer (WR)
2013	Adam Kennedy (QB)
2013	Chris Stone (DE)
2014	Tres Houston (WR)
2014	Chris Stone (DE)
2014	Andrew Tyron (CB)
2014	Xavier Woodson-Luster (LB)
2015	Darion Griswold (TE)
2015	Khari Lain (LB)
2015	Robert Mondie (DL)
2015	Dijon Paschal (WR)
2016	Justice Hansen (QB)
2016	Chris Humes (DB)
2016	Waylon Roberson (DL)
2016	Kendall Sanders (WR)
2017	Omar Bayless (WR)
2017	BJ Edmonds (DB)
2017	Dee Liner (DL)
2017	Jacob Still (DL)
2018	Omar Bayless (WR)
2018	Jacob Still (OL)
2018	Kevin Thurmon (DL)
2018	Warren Wand (RB)
2019	Caleb Bonner (LB)
2019	Andre Harris Jr. (OL)
2019	Marcel Murray (RB)
2019	Ivory Scott (OL)
2020	TW Ayers (DE/TE)
2020	Logan Bonner (QB)
2020	Brandon Bowling (WR)
2020	Layne Hatcher (QB)
2021	Andre Harris Jr. (OL)
2021	Emmanual Stevenson (TE)
2021	Joe Ozougwu (DL)
2021	Elery Alexander (DB)
2022	TW Ayers (DT)
2022	James Blackman (QB)
2022	Champ Flemings (WR)
2022	Jordan Rhodes (OL)
2023	Samy Johnson (CB)
2023	Charles Willekes (LB)

All-Sun Belt Conference Newcomer Team

2014	Dijon Paschal (WR)
2015	Warren Wand (RB)
2016	Kyle Wilson (LB)

Sun Belt Conference 10-Year Anniversary Team

06-09	Josh Arauco (K)
06-09	Alex Carrington (DE)
04-07	Tyrell Johnson (S)
05-08	Matt Mandich (OL)

ACADEMIC HONORS

Arthur Ashe Jr. Male Sports Scholar Athlete of the Year

2017	Blaise Taylor (winner)
------	------------------------

NFF Honor Society

2008	Matt Reibe
2010	Alex Carrington
2010	Taylor Clements
2011	Jeff Blake
2011	Adam Gaston
2012	Tom Castilaw
2012	Derek Lawson
2013	Ryan Aplin
2013	Nathan Herrold
2013	Taylor Stockemer
2013	Neely Sullivent
2014	Brian Davis
2015	Brock Barnhill
2015	Tyler Greve
2015	Kenny Rains
2015	Alan Wright
2015	Sterling Young
2016	Luke Ferguson
2016	Raziel Velgis
2017	Cody Brown
2017	Kendall Sanders
2017	Jake Swalley
2018	Blaise Taylor
2019	Javier Carbonell
2019	Cody Grace
2019	Darreon Jackson
2020	Tukua Ahoia
2020	Seth Cottengim
2020	Forrest Merrill
2021	Alan Lamar
2021	Ross Painter
2022	Alan Lamar
2022	Ross Painter
2023	Robert Holmes
2023	AJ Mayer
2023	Ernesto Ramirez
2023	Reed Tyler
2024	Jacob Bayer
2024	Micah Bland
2024	Jack Bullard
2024	Courtney Jackson

HISTORY



HONORS & AWARDS

HISTORY

2024	Adam Jones
2024	William Przystup
2024	Corey Rucker
2024	Eddie Smith
2024	Zak Wallace

Academic All-America First Team

1959	Larry Zabrowski (OT)
1961	Jim McMurray (QB)
1971	Dennis Meyer (DB)
1976	T.J. Humphreys (OG)
2008	Brian Flagg (DE)
2013	Brian Davis (K)

Academic All-America Second Team

1970	Dennis Meyer (DB)
1973	Mike Malham (LB)
2004	Jason Wood (WR)
2023	Jacob Bayers (OL)

CoSIDA Academic All-District

2004	Jason Wood (WR)
2005	Brian Flagg (LB)
2007	Brian Flagg (LB)
2008	Brian Flagg (DE)
2009	Alex Carrington (DE)
2012	Nathan Herrold (LB)
2013	Brian Davis (K)
2015	Luke Ferguson (P)
2020	Blake Grupe (K)
2021	Corey Rucker (WR)
2023	Jacob Bayer (OL)
2023	Kevin Diaz (TE)
2023	Noah Smith (OL)

Academic All-Southland Conference

1976	T.J. Humphreys (OG)
1976	John Lorick (DB)
1976	Jerome Miller (SE)
1977	Ray Culpepper (DE)
1978	Ray Culpepper (DE)
1978	John Shannon (DB)
1979	Ray Culpepper (DE)
1979	Darrell Holifield (CB)
1979	Jerome Miller (WR)
1979	Casey Phillips (OG)
1979	Ron Smith (LB)
1980	Tim Langford (QB)
1980	Mike Morris (LB)
1981	Tim Langford (QB)
1981	Mike Morris (LB)
1981	Al Tiner (OG)
1982	Mike Morris (LB)
1982	Donnie Morrison (NG)
1982	Scott McDonald (K)
1983	Price Gardner (OT)
1983	Tim Langford (QB)
1983	Scott McDonald (K)
1984	Randy Barnhill (OG)

1984	Stephen East (CB)
1984	Clint Ledbetter (DT)
1985	Randy Barnhill (OG)
1985	Stephen East (CB)
1985	Mark Robbins (QB)
1985	Bill Stanley (OL)

Academic All-Big West Conference

1993	Jeff Caldwell (K)
1994	Jeff Caldwell (K)
1995	Jeff Caldwell (K)

Academic All-South

(Southern Magazine)

1988	John Chism (FB)
------	-----------------

NACDA Scholar-Athlete Award

1997	Jeff Caldwell (Finalist)
------	--------------------------

NCAA Post Graduate Scholarship

1971	Dennis Meyer (DB)
1976	T.J. Humphreys (OG)
2004	Jason Wood (WR)

NFF National Scholar-Athlete & Graduate Scholarship

1984	Tim Langford (QB)
2017	Blaise Taylor (CB)

Academic All-America First Team

1959	Larry Zabrowski (OT)
------	----------------------

McDonald Scholarship

(Presented Annually by Southland Conference)

1977	T.J. Humphreys (OG)
1984	Tim Langford (QB)

Chevrolet Scholarship Honor *(ABC-TV)*

1979	Doug Dobbs (K)
1981	Scott McDonald (K)

Playboy's Anson Mount Scholar-Athlete of the Year

1996	Jeff Caldwell (K)
1996	Corey Walker (RB)

MVP AWARDS

Pecan Bowl

1968	Bill Bergey (Offense)
1969	Bubba Crocker (Offense)
1969	Clovis Swinney (Defense)
1970	James Hamilton (Offense)
1970	Dennis Meyer (Defense)

Tangerine Bowl

1954	Bobby Spann (QB)
------	------------------

Refrigerator Bowl

1951	Richie Voit (HB)
------	------------------



HONORS & AWARDS

GoDaddy Bowl

2013	Qushaun Lee (Defense)
2013	J.D. McKissic (Offense)
2013	Ryan Wilbourn (Special Teams)
2014	Brian Davis (Special Teams)
2014	Fredi Knighten (Co-Offense)
2014	Qushaun lee (Defense)
2014	J.D. McKissic (Co-Offense)

Cure Bowl

2016	Kendall Sanders
------	-----------------

Camellia Bowl

2019	Omar Bayless
------	--------------

North-South Shrine Game

1968	Bill Bergey (Defense)
1969	Clovis Swinney (Defense)

College All-Star Game

1969	Bill Bergey (Defense)
------	-----------------------

Players All-Star Classic

2011	Brandon Joiner
------	----------------

Raycom College All-Star Classic

2011	Brandon Joiner
------	----------------

Little Rock Touchdown Club

2004	Antonio Warren (TB)
2005	Eric Neihouse (K)
2006	Reggie Arnold (RB)
2007	Tyrell Johnson (S)
2008	Alex Carrington (DE)
2009	Alex Carrington (DE)
2010	Ryan Aplin (QB)
2011	Ryan Aplin (QB)
2012	Ryan Aplin (QB)
2013	Ryan Carrethers (DL)
2014	Fredi Knighten (QB)
2015	Fredi Knighten (QB)
2016	Chris Odom (DE)
2017	Ja'Von Rolland-Jones (DE)
2018	Justice Hansen (QB)
2019	Omar Bayless (WR)
2020	Jonathan Adams Jr. (WR)
2021	Joe Ozougwu (DE)
2022	Johnnie Lang (RB)
2023	Jacob Bayer (OL)

Homecoming Game

(Given by Lambda Chi Alpha, Selected by Media)

1977	Gene Bradley (Offense)
1977	Ralph Kelly (Defense)
1978	Larry Lawrence (Offense)
1978	Wesley Williams (Defense)
1979	Lee Charles Wright (Offense)
1979	Ron Smith (Defense)
1980	Tim Langford (Offense)

1980	Tim Allison (Defense)
1984	Rickey Jemison (Offense)
1984	Michael Cline (Defense)
1985	Rickey Jemison (Offense)
1985	Greg Lee (Defense)
1986	Dwane Brown (Offense)
1986	Fred Barnes (Defense)
1987	Scott Roper (Offense)
1987	Kirk Russell (Defense)
1992	Jerrold Seymore (Offense)
1992	Cedric Buckley (Defense)

POSTSEASON ALL-STARS

Senior Bowl

1968	Bill Bergey (LB)
1971	Wayne Dorton (OG)
1976	Ken Jones (OG)
1977	T.J. Humphreys (OG)
1980	Gene Bradley (QB)
2009	Alex Carrington (DE)
2011	Demario Davis (LB)
2015	Darion Griswold (TE)

NFLPA Bowl

2019	Omar Bayless (WR)
2019	Kirk Merritt (WR)

North-South Shrine

1976	T.J. Humphreys (OG)
------	---------------------

North-South Shrine Game

1968	Bill Bergey (LB)
1969	Clovis Swinney (DT)
1971	James Hamilton (QB)
1973	Vince Ancell (DB)

Blue-Gray Classic

1948	Harry Larche (T)
1974	Steve Burks (QB)
1976	Roy Painter (DB)
1976	Robert Speer (DE)
1989	Fred Barnett (WR)
1996	Corey Walker (RB)
2004	Jon Bradley (DT)
2004	Corey Williams (DT)

North-South All-Star Classic

2006	Oren O'Neal (FB)
------	------------------

College All-Star Game

1969	Bill Bergey (LB)
1975	Stan Winfrey (FB)
1976	Ken Jones (OG/DE)

Coaches All-America Game

1972	Bill Phillips (OG/LB)
1975	Stan Winfrey (FB)
1976	Jerry Muckensturm (LB)

HISTORY



HONORS & AWARDS

HISTORY

East-West Shrine

1976	Ken Jones (OG)
1985	Michael Cline (DT)
1996	Corey Walker (RB)
2008	David Johnson (TE)
2015	Darion Griswold (TE)
2017	Blake Mack (TE)
2017	Ja'Von Rolland-Jones (DE)
2020	Jonathan Adams Jr. (WR)

Lions' American Bowl

1976	Jimmy Lisko (LB)
1977	T.J. Humphreys (OG)
1977	Robert Speer (DE)

Hula Bowl

2001	Robert Kilow (WR)
2002	Jonathan Adams (RB)
2007	Tyrell Johnson (S)
2020	Forrest Merrill (DL)
2020	Jonathan Adams Jr. (WR)

Canadian-American Bowl

1978	Hugh Crisp (C)
------	----------------

Martin Luther King Classic

1990	Fred Barnett (WR)
1990	Tony Walton (OT)

Texas vs Nation All-Star Game

2009	Josh Arauco
2009	Marcus Brown
2012	Ryan Aplin
2012	Don Jones
2012	Taylor Stockemer

Players All-Star Classic

2011	Brandon Joiner
2011	Kelcie McCray
2011	Trey Outlaw
2011	Jermaine Robertson
2011	Dorvus Woods

Raycom College All-Star Classic

2011	Brandon Joiner
------	----------------

WEEKLY AWARDS

AP National Back of the Week

1975	Dennis Bolden
------	---------------

UPI Backfield of the Week

1975	Dennis Bolden
------	---------------

ESPN Heroes of the Week

1989	Offensive Backfield
------	---------------------

FWAA National Defensive Player of the Week

2008	Ben Owens
------	-----------

Sun Belt Conference

Offensive Player of the Week

2002	Antonio Warren (Sept. 9)
2002	Danny Smith (Oct. 7)
2002	Danny Smith (Nov. 18)
2003	Elliott Jacobs (Sept. 8)
2004	Nick Noce (Sept. 20)
2004	Antonio Warren (Sept. 27)
2005	Antonio Warren (Sept. 26)
2006	Reggie Arnold (Sept. 4)
2006	Corey Leonard (Oct. 16)
2006	Reggie Arnold (Oct. 23)
2007	Corey Leonard (Sept. 3)
2007	Corey Leonard (Oct. 1)
2007	Corey Leonard (Oct. 15)
2008	Corey Leonard (Sept. 1)
2008	Corey Leonard (Sept. 22)
2010	Ryan Aplin (Sept. 13)
2010	Ryan Aplin (Sept. 20)
2010	Ryan Aplin (Oct. 18)
2011	Ryan Aplin (Oct. 3)
2011	Ryan Aplin (Nov. 7)
2012	Ryan Aplin (Nov. 12)
2012	Ryan Aplin (Nov. 19)
2012	Ryan Aplin (Dec. 3)
2013	Adam Kennedy (Oct. 14)
2013	Adam Kennedy (Nov. 11)
2014	Fredi Knighten (Oct. 13)
2014	Fredi Knighten (Dec. 1)
2015	Michael Gordon (Oct. 5)
2015	Fredi Knighten (Nov. 30)
2016	Justice Hansen (Oct. 10)
2016	Justice Hansen (Oct. 31)
2017	Justice Hansen (Oct. 23)
2017	Justice Hansen (Nov. 27)
2018	Justice Hansen (Sept. 3)
2018	Justice Hansen (Oct. 22)
2019	Omar Bayless (Sept. 30)
2020	Jonathan Adams Jr. (Sept. 14)
2020	Jonathan Adams Jr. (Oct. 19)
2020	Corey Rucker (Dec. 7)
2021	Corey Rucker (Sept. 6)
2023	Jaylen Raynor (Oct. 2)
2023	Ja'Quez Cross (Nov. 20)

Sun Belt Conference

Defensive Player of the Week

2001	Chris Jones (Oct. 15)
2001	Les Echols (Oct. 29)
2002	Corey Williams (Sept. 9)
2002	Corey Williams (Sept. 30)
2002	Jon Bradley (Oct. 21)
2003	Johnathan Burke (Sept. 1)
2003	Les Echols (Nov. 3)
2003	Johnathan Burke (Nov. 10)
2004	Alex Peoples (Oct. 18)
2005	Tyrell Johnson (Sept. 5)
2005	Devrett Wade (Nov. 14)
2006	Jamarrow James (Sept. 4)



HONORS & AWARDS

2006	Deverett Wade (Oct. 9)
2007	Tyrell Johnson (Sept. 3)
2008	Ben Owens (Sept. 1)
2008	Daylan Walker (Sept. 22)
2009	Demario Davis (Oct. 26)
2009	Alex Carrington (Dec. 7)
2010	M.D. Jennings (Sept. 6)
2010	Javon McKinnon (Oct. 4)
2010	Adrian Hills (Oct. 25)
2010	Demario Davis (Nov. 8)
2011	Kelcie McCray (Oct. 10)
2011	Brandon Joiner (Nov. 14)
2011	Darryl Feemster (Dec. 5)
2012	Qushaun Lee (Oct. 8)
2012	Nathan Herrold (Oct. 15)
2012	Nathan Herrold (Dec. 3)
2013	Ryan Carrethers (Oct. 28)
2013	Sterling Young (Nov. 4)
2014	Qushaun Lee (Sept. 22)
2014	Ja'Von Rolland-Jones (Nov. 3)
2015	Cody Brown (Oct. 26)
2016	Chris Humes (Oct. 17)
2016	Money Hunter (Nov. 14)
2016	Chris Odom (Nov. 21)
2016	Chris Odom (Dec. 5)
2017	Ja'Von Rolland-Jones (Oct. 23)
2017	Ja'Von Rolland-Jones (Nov. 20)
2018	William Bradley-King (Sept. 24)
2018	Tajhea Chambers (Oct. 22)
2018	Justin Clifton (Nov. 19)
2019	Nathan Page (Oct. 28)
2019	Darreon Jackson (Nov. 4)
2020	Justin Rice (Oct. 12)

Sun Belt Conference

Special Teams Player of the Week

2001	James Hickenbotham (Sept. 10)
2001	James Hickenbotham (Oct. 29)
2002	James Hickenbotham (Sept. 16)
2003	Jarod Little (Sept. 15)
2003	Jarod Little (Oct. 6)
2004	Antonio Warren (Sept. 6)
2004	Darren Toney (Sept. 20)
2004	Eric Neihouse (Oct. 18)
2004	Darren Toney (Nov. 15)
2005	Eric Neihouse (Oct. 17)
2005	Eric Neihouse (Nov. 14)
2006	Brett Shrable (Nov. 20)
2007	Brandon Thompkins (Sept. 24)
2007	Kevin Jones (Oc. 1)
2008	Josh Arauco (Sept. 1)
2008	Kevin Jones (Sept. 22)
2008	Josh Arauco (Oct. 13)
2008	Josh Arauco (Oct. 20)
2008	Josh Arauco (Dec. 1)
2009	Ryan Wilbourn (Nov. 30)
2009	Josh Arauco (Dec. 7)
2011	Brian Davis (Sept. 26)
2011	Don Jones (Oct. 10)

2011	Don Jones (Dec. 5)
2012	Brian Davis (Oct. 29)
2012	Brian Davis (Dec. 3)
2013	J.D. McKissic (Oct. 14)
2013	Brian Davis (Nov. 18)
2013	Brock Barnhill (Nov. 25)
2014	Luke Ferguson (Sept. 1)
2014	Artez Brown (Sept. 22)
2014	Blaise Taylor (Nov. 17)
2015	J.D. McKissic (Sept. 28)
2015	Blaise Taylor (Nov. 30)
2016	Blaise Taylor (Nov. 7)
2017	Blaise Taylor (Oct. 30)
2018	Justin McInnis (Nov. 26)
2019	Cody Grace (Sept. 30)
2019	Cody Grace (Oct. 7)
2019	Blake Grupe (Nov. 4)
2019	Blake Grupe (Dec. 2)
2020	Blake Grupe (Sept. 7)
2020	Ryan Hanson (Oct. 12)
2021	Alan Lamar (Sept. 27)
2021	Alan Lamar (Nov. 1)
2021	Blake Grupe (Nov. 15)
2022	Johnnie Lang (Oct. 3)
2023	Ja'Quez Cross (Nov. 20)

OTHER HONORS

CBSports.com Freaks List

2013	Ryan Carrethers
------	-----------------

AT&T Long Distance Award

1994	Kyle Richardson (P)
1995	Austin Tinsley (FB)

Worthen Amateur Athlete

(Monthly Winners)

1968	Bill Bergey (September)
1968	Bill Bergey (December)
1970	James Hamilton (December)
1973	Steve Burks (September)
1974	Joe Duren (November)
1975	Jimmy Lisko (October)
1975	David Hines (November)

Worthen Amateur Athlete

(Annual Winner)

1968	Bill Bergey (LB)
------	------------------

Arkansas Sports Hall of Fame

Star of Tomorrow Award

2012	Ryan Aplin (QB)
------	-----------------

Little Rock Touchdown Club

Dan Hampton Award

2016	Chris Odom
2017	Ja'Von Rolland-Jones

Arkansas Athlete of the Month

1986	Rickey Jemison (September)
------	----------------------------



HONORS & AWARDS

HISTORY

National All-Independent Team

(First Team)

1996 Maurice Harris (SS)

National All-Independent Team

(Second Team)

1996 Lennie Johnson (WR)

National All-Independent Team

(Third Team)

1996 Jeff Caldwell (K)

1996 Corey Walker (RB)

Football News All-Independent Team

1996 Gary Jackson (DE)

1996 Chappell Mitchell (CB)

1996 Corey Walker (RB)

Bob Griese's College Football Yearbook All-Independent Team

1995 Kyle Richardson (P)

1996 Corey Walker (RS)

Athlon Magazine "Best of the Rest"

1996 Corey Walker (RB)

CBSsportsLine.com "Walkon Of The Year"

2006 Oren O'Neal

FWAA-FedEx Orange Bowl Courage Award Nominee

2005 Brandon Rollins (DT)

2019 Blake Anderson (HC) - winner

Commercial Appeal All-Mid South

1969 Clovis Swinney (DT)

1971 Wayne Dorton (OG)

1971 Calvin Harrell (RB)

Preseason Newcomer of the Year

1995 Maurice Thomas (WR)

NationalChamps.Net Preseason All-American

2006 Tanner Jenkins (C)

2007 Tyrell Johnson (S)

2009 Josh Arauco (K)

2009 Reggie Arnold (RB)

2009 Alex Carrington (DE)

Street & Smith's Preseason All-America

2006 Tanner Jenkins (C)

2006 Tyrell Johnson (S)

2007 Tyrell Johnson (S)

2007 Matt Mandich (OL)

2007 Koby McKinnon (LB)

All-South Independent Second Team

1992 Eric Tate (C)

ARKANSAS STATE AWARDS

Terry Gwin Scholar-Athlete

1984 Tim Langford (QB)

1986 Mark McMinn (OG)

1987 Mark Robbins (QB)

1988 Jim Wiseman (C)

1990 Mike Ray (OT)

1991 John Chism (FB)

1993 Blake Denison (WR)

1996 Jeff Caldwell (K)

2000 Ron Teat (TE)

2004 Jason Wood (WR)

2005 Oren O'Neal (FB)

2008 Tyrell Johnson (S)

2009 Brian Flagg (DE)

2010 Alex Carrington (DE)

2012 Ryan Aplin (QB)

2013 Brian Davis (K)

2018 Justice Hansen (QB)

2019 Omar Bayless (WR)

2020 Jonathan Adams Jr. (WR)

2022 Johnnie Lang Jr. (RB)

Gary Withrow Award

2003 Kimani Jones

2004 Steven Gibbs

2005 Tanner Jenkins

2006 Tanner Jenkins

2007 Matt Mandich

2008 Matt Mandich

2009 Derek Newton

2010 Sifa Etu

2011 Tom Castilaw

2012 Zack McKnight

2013 Steven Haunga

2014 Alan Wright

2015 Colton Jackson

2016 Jemar Clark

2017 Lanard Bonner

2018 Lanard Bonner

2019 Jarrett Horst

2020 Ivory Scott

2021 Andre Harris

2022 Jordan Rhodes

2023 Makilan Thomas

Larry Lacewell MVP

2018 Warren Wand

2019 Omar Bayless

2020 Jonathan Adams Jr.

2021 Joe Ozougwu

2022 Johnnie Lang

2023 Jacob Bayer



HONORS & AWARDS

All-Time ASU Team

(Chosen by fans during 1976 season)

RB	Calvin Harrell (1968-71)
RB	Richie Voit (1950-53)
RB	Leroy Harris (1975-76)
QB	James Hamilton (1968-71)
QB	David Hines (1972-75)
WR	Gerald Jumper (1964-67)
WR	Alfred Bentley (1959-60)
TE	Steve Lockhart (1968-71)
C	Dan Buckley (1966-69)
OL	Wayne Dorton (1968-71)
OL	Bill Phillips (1968-71)
OL	Ken Jones (1972-75)
OL	T.J. Humphreys (1973-76)
K	Joe Duren (1971-74)
LB	Bill Bergey (1965-68)
LB	Jerry Muckensturm (1972-75)
LB	Mike Malham (1972-75)
LB	Clovis Swinney (1967-69)
DL	Dick Dixon (1972-75)
DL	Ken Bennett (1967-69)
DE	Robert Speer (1973-76)
DE	Jimmy Lisko (1972-75)
DB	Dennis Meyer (1968-71)
DB	Roy Painter (1973-76)
DB	Joe Hollimon (1971-74)
DB	Dick Ritchey (1964-67)
P	Dan Mullen (1972-75)

All-Time ASU Team

Top Player

LB	Bill Bergey (1965-68)
----	-----------------------

All-Time ASU Team

Top Coach

	Bennie Ellender (1963-70)
	Bill Davidson (1971-76)

All-Time ASU Team

Top Game

1975	vs Memphis
------	------------

All-Time ASU Team

Top Season

1975	11-0 record
------	-------------

All-Time ASU Team

Greatest Moment

1974	Joe Duren game-winning 56-yard field goal against McNeese State
------	---

1980's All-Decade Team

(Selected by the coaching staff)

SE	Fred Barnett (1986-89)
TE	Ray Brown (1983-85)
OT	Kenneth Nelson (1986-89)
OT	Mike Ray (1987-89)

OG	Randy Barnhill (1984-86)
OG	Farrell Wilson (1980-84)
C	Jim Wiseman (1984-87)
QB	Dwane Brown (1984-87)
RB	Rickey Jemison (1983-86)
RB	Dennis Forrest (1986-89)
RB	Maurice Carthon (1979-82)
DL	Charlie Fredrick (1984-87)
DL	Carter Ray Crawford (1984-85)
DL	Michael Cline (1983-85)
DL	Marvin Neloms (1983-86)
LB	Stacy Price (198-85)
LB	Oscar Willis (1984-85)
LB	Anthony Withers (1983-86)
DB	Greg Lee (1984-87)
DB	Elbert Shelley (1983-86)
DB	Tim Smiley (1986-88)
DB	Vincent Barnett (1985-86)
K	Scott Roper (1986-87)
P	Bruce Gartman (1980-82)
RS	Keith Weaver (1981-84)

2014 All-Centennial Team Starters

QB	Ryan Aplin (2009-12)
RB	Richie Voit (1950-53)
RB	Calvin Harrell (1968-71)
FB	Maurice Carthon (1979-82)
TE	Ray Brown (1983-85)
C	Dan Buckley (1966-69)
OL	Ken Jones (1972-75)
OL	TJ Humphreys (1973-76)
OL	Bill Phillips (1968-71)
OL	Randy Barnhill (1984-86)
WR	Fred Barnett (1986-89)
WR	J.D. McKissic (2012-15)
DL	Clovis Swinney (1967-69)
DL	Carter Ray Crawford (1984-85)
DL	Marvin Neloms (1983-86)
DL	Alex Carrington (2006-09)
LB	Bill Bergey (1965-68)
LB	Jerry Muckensturm (1972-75)
LB	Demario Davis (2008-11)
LB	Carlos Emmons (1992-95)
DB	Dennis Meyer (1968-71)
DB	Tyrell Johnson (2004-07)
DB	Elbert Shelley (1983-86)
DB	Breg Lee (1984-87)
UT	Jimmy Lisko (1972-75)
RS	Terry Whiting (1968-71)
K	Brian Davis (2010-13)
P	Joe Slayton (1976-79)
HC	Larry Lacewell (1979-89)

HISTORY



RED WOLVES IN THE NFL



HISTORY

Listed below are the Arkansas State players who have been drafted into or are recognized by the NFL as officially on a team roster for at least one season. Players in bold are active.

Michael Adams - DB (1987 Draft - 3rd Rd)

New Orleans Saints | 1987-88
Phoenix Cardinals | 1989

Fred Barnett - WR (1990 Draft - 3rd Rd)

Philadelphia Eagles | 1990-95
Miami Dolphins | 1996-97

Vincent Barnett - DB

Cleveland Browns | 1987

Omar Bayless - WR

Carolina Panthers | 2020-21
Kansas City Chiefs | 2022

Bill Bergey - LB (1969 Draft - 2nd Rd)

Cincinnati Bengals | 1969-73
Philadelphia Eagles | 1974-1980

Gene Bradley - QB (1980 Draft - 2nd Rd)

Buffalo Bills | 1980-82

Jon Bradley - DT

Tampa Bay Buccaneers | 2004-06
Detroit Lions | 2007

Marcus Brown - DB

Seattle Seahawks | 2010

Ray Brown - OL (1986 Draft - 8th Rd)

St. Louis Cardinals | 1986-87
Phoenix Cardinals | 1988
Washington | 1990-1995
San Francisco 49ers | 1996-2001
Detroit Lions | 2002-03
Washington | 2004-05

Kendricke Bullard - WR

Jacksonville Jaguars | 1996

Steve Burks - WR

New England Patriots | 1975-77

Ryan Carrethers - DT (2014 Draft - 5th Rd)

San Diego Chargers | 2014-16

Alex Carrington - DE (2010 Draft - 3rd Rd)

Buffalo Bills | 2010-13
St. Louis Rams | 2014
Buffalo Bills | 2015

Maurice Carthon - RB

New York Giants | 1985-1991
Indianapolis Colts | 1992

Gary Crane - LB (1969 Draft - 14th Rd)

Denver Broncos - 1969

Demario Davis - LB (2012 Draft - 3rd Rd)

New York Jets | 2012-15
Cleveland Browns | 2016
New York Jets | 2017
New Orleans Saints | 2018-present

Carlos Emmons - LB (1996 Draft - 7th Rd)

Pittsburgh Steelers | 1996-99
Philadelphia Eagles | 2000-03
New York Giants | 2004-06

Jeff Fields - DT (1991 Draft - 9th Rd)

Carolina Panthers | 1995

Stacy Gore - P

Miami Dolphins | 1987

Blake Grupe - PK

New Orleans Saints | 2023-present

Bryan Hall - DT

Baltimore Ravens | 2012

Leroy Harris - RB (1977 Draft - 5th Rd)

Miami Dolphins | 1977-78
Philadelphia Eagles | 1979-80, 1982

M.D. Jennings - S

Green Bay Packers | 2011-13

Bill Johnson - RB (1984 Supplemental - 2nd Rd)

Cincinnati Bengals | 1985-87

David Johnson - TE (2009 Draft - 7th Rd)

Pittsburgh Steelers | 2009-2013
San Diego Chargers | 2014-15
Pittsburgh Steelers | 2016

Tyrell Johnson - S (2008 Draft - 2nd Rd)

Minnesota Vikings | 2008-11
Detroit Lions | 2012

Don Jones - S (2013 Draft - 7th Rd)

Miami Dolphins | 2013-14
New England Patriots | 2014
Cleveland Browns | 2015-16
New Orleans Saints | 2015
Houston Texas | 2016



Ken Jones - T/DE (1976 Draft - 2nd Rd)
Buffalo Bills | 1976-86
New York Jets | 1987

Tyrone Jones - DB
Philadelphia Eagles | 1989

Greg Lee - DB
Pittsburgh Steelers | 1988

Cleo Lemon - QB
San Diego Chargers | 2005
Miami Dolphins | 2006-07
Jacksonville Jaguars | 2008

Kelcie McCray - S
Miami Dolphins | 2012-13
Tampa Bay Buccaneers | 2013
Kansas City Chiefs | 2014
Seattle Seahawks | 2015-16

J.D. McKissic - WR
Seattle Seahawks | 2016-18
Detroit Lions | 2019
Washington | 2020-22

Forrest Merrill - DT
Los Angeles Chargers | 2021-22
Seattle Seahawks | 2023
Denver Broncos | 2023

Kirk Merritt - WR
Miami Dolphins | 2020-2021
New Orleans Saints | 2022-23

Dennis Meyer - DB (1972 Draft - 6th Rd)
Pittsburgh Steelers | 1973

Orna Middlebrook - WR (1977 Draft - 10th Rd)
Philadelphia Eagles | 1978

Jerry Muckensturm - LB (1976 Draft - 7th Rd)
Chicago Bears | 1976-80, 1982-83

Derek Newton - T (2011 Draft - 7th Rd)
Houston Texans | 2011-16
New Orleans Saints | 2018

Oren O'Neal - FB (2007 Draft - 6th Rd)
Oakland Raiders | 2007, 2009

Chris Odom - DE
Green Bay Packers | 2017
Washington | 2019-20
Cleveland | 2022

Stacy Price - LB
San Diego Chargers | 1987

Kyle Richardson - P
Miami Dolphins | 1997
Seattle Seahawks | 1997
Baltimore Ravens | 1998-2001
Minnesota Vikings | 2002
Cincinnati Bengals | 2003
Cleveland Browns | 2005

Elbert Shelley - DB (1987 Draft - 11th Rd)
Atlanta Falcons | 1987-96

Clovis Swinney - DT (1970 Draft - 3rd Rd)
New Orleans Saints | 1970
New York Jets | 1971

Jim Tarle - K
Jacksonville Jaguars | 2000-01

Corey Walker - RB
Philadelphia Eagles | 1998

Sammy Weir - WR
Houston Oilers | 1965
New York Jets | 1966

Corey Williams - DT (2004 Draft - 7th Rd)
Green Bay Packers | 2004-07
Cleveland Browns | 2008-09
Detroit Lions | 2010-12

Kyle Wilson - LB
Los Angeles Chargers | 2018

Stan Winfrey - RB (1975 Draft - 2nd Rd)
Miami Dolphins | 1975-77
Tampa Bay Buccaneers | 1977

Richie Woit - RB (1954 Draft - 25th Rd)
Detroit Lions | 1955

Xavier Woodson-Luster - LB
Oakland Raiders | 2017
Cleveland Browns | 2018

Mitchell Young - DE
Atlanta Falcons | 1987



RED WOLVES IN THE SUPER BOWL

HISTORY



Bill Bergey




Leroy Harris



Maurice Carthon



Maurice Carthon



Kyle Richardson



David Johnson



Bryan Hall



**Bold indicates team won Super Bowl*

Arkansas State coaches/players to coach in the Super Bowl

Coach	At A-State	NFL Position	Team	Super Bowl
Maurice Carthon#	1979-82	Running Backs Coach	New England Patriots	XXXI
Ray Perkins^	1992	Offensive Coordinator	New England Patriots	XXXI
Ron Meeks#	1975-76	Secondary Coach	Atlanta Falcons	XXXIII
Ron Meeks#	1975-76	Secondary Coach	St. Louis Rams	XXXVI
Mike Tomlin*	1997-98	Defensive Backs	Tampa Bay Buccaneers	XXXVII
Ron Meeks#	1975-76	Defensive Coordinator	Indianapolis Colts	XLI
Maurice Carthon#	1979-82	Running Backs Coach	Arizona Cardinals	XLIII
Keith Butler*	1999	Linebackers Coach	Pittsburgh Steelers	XLIII
Randy Fichtner*	1997-00	Wide Receivers Coach	Pittsburgh Steelers	XLIII
Mike Tomlin*	1997-98	Head Coach	Pittsburgh Steelers	XLIII
Keith Butler*	1999	Linebackers Coach	Pittsburgh Steelers	XLV
Randy Fichtner*	1997-00	Quarterbacks Coach	Pittsburgh Steelers	XLV
Mike Tomlin*	1997-98	Head Coach	Pittsburgh Steelers	XLV

^ Head Coach # Player * Assistant Coach **Bold indicates team won Super Bowl**



RED WOLVES IN THE PRO BOWL



Fred Barnett (WR)

Philadelphia Eagles

1992



Bill Bergey (LB)

Cincinnati Bengals

1969

Philadelphia Eagles 1974, 1976, 1977, 1978



Ray Brown (OG)

San Francisco 49ers

2001



Demario Davis (LB)

New Orleans Saints

2022, 2023



Elbert Shelley (DB)

Atlanta Falcons

1992, 1993, 1994, 1995

HISTORY



RED WOLVES IN THE NFL DRAFT

HISTORY

BY YEAR				
Year	Rd	Pick	Name	Team
1939	FA	-	Clifton Mack	Lions
1949	11	103	Harry Larche	Packers
1954	25	301	Richie Voit	Lions
1956	15	179	Tommy Spiers	Cardinals
1957	FA	-	Howard Cissell	Colts
1959	FA	-	Bill Caldwell	Jets
1960	FA	-	Alfred Bentley	Jets
1962	FA	-	Billy Joe Turner	Browns
1962	FA	-	Sammy Weir	Oilers
1965	FA	-	H.K. Reeves	Cowboys
1965	FA	-	Dan Sumemrs	Bears
1968	10	272	Ron Worthen	Packers
1969	2	31	Bill Bergey	Bengals
1969	14	348	Gary Crane	Broncos
1969	FA	-	Frank McGuigan	Eagles
1970	3	62	Clovis Swinney	Saints
1971	FA	-	Chet Douthit	Dolphins
1972	3	58	Bill Phillips	Broncos
1972	6	137	Wayne Dorton	Saints
1972	6	143	Dennis Meyer	Steelers
1972	7	180	Calvin Harrell	Dolphins
1972	12	293	Steve Lockhart	Saints
1972	13	314	James Hamilton	Bengals
1974	15	371	Vince Ancell	Cardinals
1974	17	422	Doug Lowrey	Jets
1975	2	49	Steve Winfrey	Dolphins
1975	4	91	Steve Burks	Patriots
1975	8	207	Joe Hollimon	Vikings
1975	FA	-	Andy Haney	Chiefs
1976	2	45	Ken Jones	Bills
1976	7	184	Dick Dixon	Seahawks
1976	7	190	Jerry Muckensturm	Bears
1976	9	260	Jimmy Lisko	Broncos
1976	15	417	Eddie Morgan	Giants
1976	17	469	Mike Malham	Bears
1977	5	123	Leroy Harris	Dolphins
1977	9	229	T.J. Humphreys	Eagles
1977	9	233	Joel Mullins	Packers
1977	9	242	Robert Speer	Falcons
1977	10	268	Orna Middlebrook	Broncos
1977	FA	-	Denver Latimore	Browns
1977	FA	-	Ron Meeks	Giants
1977	FA	-	Roy Painter	Jets
1978	FA	-	Hugh Crisp	Bears
1979	FA	-	Dikki Dyson	Cowboys
1979	FA	-	Ed Preston	Cowboys
1980	2	37	Gene Bradley	Bills
1980	FA	-	Danny Cook	Saints
1982	FA	-	Ken Armbrust	Broncos
1982	FA	-	Paul Gilbow	Broncos
1982	FA	-	John McCaughey	Raiders
1982	FA	-	Leveren Tillman	Raiders
1983	12	319	Waddell Kelly	Patriots
1983	FA	-	Rick Fishback	Raiders
1984	S2	38	Bill Johnson	Bengals
1984	FA	-	Erven Beasley	Cowboys
1984	FA	-	Gary Burton	Dolphins

BY YEAR				
Year	Rd	Pick	Name	Team
1985	8	221	Judious Lewis	Seahawks
1985	FA	-	Farrell Wilson	Cowboys
1986	8	201	Ray Brown	Cardinals
1986	8	210	Michael Cline	Packers
1986	FA	-	Carter Ray Crawford	Cardinals
1986	FA	-	Stacy Price	Cardinals
1986	FA	-	Mitchell Young	Dolphins
1987	3	67	Michael Adams	Saints
1987	11	292	Elbert Shelley	Falcons
1987	FA	-	Vincent Barnett	Packers
1987	FA	-	Cazzy Francis	Buccaneers
1987	FA	-	Rickey Jemison	Washington
1988	FA	-	Greg Lee	Steelers
1988	FA	-	Steve Sampson	Cowboys
1988	FA	-	Jim Wiseman	Cardinals
1989	5	129	Tim Smiley	Washington
1989	FA	-	Tyrone Jones	Eagles
1990	3	77	Fred Barnett	Eagles
1990	FA	-	Tony Walton	Giants
1991	9	228	Jeff Fields	Rams
1991	FA	-	Alex Shell	Giants
1993	FA	-	Bryant Broady	Jets
1995	S3	-	Darren Benson	Cowboys
1995	FA	-	Kendricke Bullard	Patriots
1996	7	242	Carlos Emmons	Steelers
1998	FA	-	Corey Walker	Eagles
1999	FA	-	Todd Frohbieter	Rams
2001	FA	-	Robert Kilow	Buccaneers
2001	FA	-	Cleo Lemon	Ravens
2001	FA	-	Jacques Walker	Jaguars
2002	FA	-	Jonathan Adams	Saints
2002	FA	-	Garrick Jones	Jaguars
2003	FA	-	Garry Johnson	Bengals
2004	6	179	Corey Williams	Packers
2004	FA	-	Jon Bradley	Eagles
2005	FA	-	Steven Gibbs	Seahawks
2006	FA	-	Shermar Bracey	Packers
2006	FA	-	Nick Noce	Cowboys
2006	FA	-	Antonio Warren	Browns
2007	6	175	Oren O'Neal	Raiders
2008	2	43	Tyrell Johnson	Vikings
2008	FA	-	Khayyam Burns	Chiefs
2008	FA	-	Darren Toney	Panthers
2009	7	241	David Johnson	Steelers
2010	3	72	Alex Carrington	Bills
2010	FA	-	Daylan Walker	Falcons
2010	FA	-	Marcus Brown	Seahawks
2011	7	214	Derek Newton	Texans
2011	FA	-	M.D. Jennings	Packers
2011	FA	-	Bryan Hall	Ravens
2012	3	77	Demario Davis	Jets
2012	FA	-	Brandon Joiner	Bengals
2012	FA	-	Kelcie McCray	Dolphins
2013	7	250	Don Jones	Dolphins
2013	FA	-	Taylor Stockemer	Dolphins
2014	5	165	Ryan Carrethers	Chargers
2014	FA	-	Julian Jones	Falcons



RED WOLVES IN THE NFL DRAFT

BY YEAR				
Year	Rd	Pick	Name	Team
2016	FA	-	Darion Griswold	Colts
2016	FA	-	J.D. McKissic	Falcons
2017	FA	-	Chris Humes	Raiders
2017	FA	-	Chris Odom	Falcons
2017	FA	-	Xavier Woodson-Luster	Raiders
2018	FA	-	Dee Linder	Chiefs
2018	FA	-	Blake Mack	Chiefs
2018	FA	-	Ja'Von Rolland-Jones	Bengals
2018	FA	-	Kyle Wilson	Eagles
2019	FA	-	Lanard Bonner	Falcons
2020	FA	-	Omar Bayless	Panthers
2020	FA	-	Kirk Merritt	Dolphins
2021	FA	-	Jonathan Adams Jr.	Lions
2021	FA	-	Forrest Merrill	Chargers
2021	FA	-	Seth Cottengim	Broncos
2021	FA	-	Joe Ozougwu	Buccaneers
2022	FA	-	James Blackman	Dolphins
2022	FA	-	Blake Grupe	Saints
2023	FA	-	Jalen Cunningham	Chiefs
2023	FA	-	Jeff Foreman	Raiders
2023	FA	-	Leon Jones	Bears

BY ROUND				
Year	Rd	Pick	Name	Team
1969	2	31	Bill Bergey	Bengals
1980	2	37	Gene Bradley	Bills
2008	2	43	Tyrell Johnson	Vikings
1976	2	45	Ken Jones	Bills
1975	2	49	Steve Winfrey	Patriots
1972	3	58	Bill Phillips	Broncos
1970	3	62	Clovis Swinney	Saints
1987	3	67	Michael Adams	Saints
2010	3	72	Alex Carrington	Bills
1990	3	77	Fred Barnett	Eagles
2012	3	77	Demario Davis	Jets
1975	4	91	Steve Burks	Patriots
1977	5	123	Leroy Harris	Dolphins
1989	5	129	Tim Smiley	Washington
2014	5	165	Ryan Carrethers	Chargers
1972	6	137	Wayne Dorton	Saints
1972	6	143	Dennis Meyer	Steelers
2007	6	175	Oren O'Neal	Raiders
2004	6	179	Corey Williams	Packers
1972	7	180	Calvin Harrell	Dolphins
1976	7	184	Dick Dixon	Seahawks
1976	7	190	Jerry Muckensturm	Bears
2011	7	214	Derek Newton	Texans
2009	7	241	David Johnson	Steelers
1996	7	242	Carlos Emmons	Steelers
2013	7	250	Don Jones	Dolphins
1986	8	201	Ray Brown	Cardinals
1975	8	207	Joe Hollimon	Vikings
1986	8	210	Michael Cline	Packers
1985	8	221	Judious Lewis	Seahawks
1991	9	228	Jeff Fields	Rams
1977	9	229	T.J. Humphreys	Eagles
1977	9	233	Joel Mullins	Packers

1977	9	242	Robert Speer	Falcons
1977	9	260	Jimmy Lisko	Broncos
1977	10	268	Orna Middlebrook	Broncos
1968	10	272	Ron Worthen	Packers
1949	11	103	Harry Larche	Packers
1987	11	292	Elbert Shelley	Falcons

BY ROUND				
Year	Rd	Pick	Name	Team
1972	12	293	Steve Lockhart	Saints
1983	12	319	Waddell Kelly	Patriots
1972	13	314	James Hamilton	Bengals
1969	14	348	Gary Crane	Broncos
1956	15	179	Tommy Spiers	Cardinals
1974	15	371	Vince Ancell	Cardinals
1976	15	417	Eddie Morgan	Giants
1974	17	422	Doug Lowrey	Jets
1977	17	469	Mike Malham	Bears
1954	25	301	Richie Voit	Lions

Supplemental Picks

Year	Rd	Pick	Name	Team
1984	2	38	Bill Johnson	Bengals
1995	3	-	Darren Benson	Cowboys



RED WOLVES IN THE POSTSEASON

HISTORY

1951 Refrigerator Bowl

December 2 | Evansville, Ind. (10,000)

	1	2	3	4	F
Arkansas State	12	7	7	20	46
Camp Breckinridge	0	6	0	6	12

Highlights: Richie Voit rushed for 166 yards and 3 TDs to spark ASU, which wound up with 582 yards of offense. Rudy Wagner and Buzzy Gebert scored twice each for the Tribe, which was the highest scoring team and the No. 2 defensive team in the nation.

1952 Tangerine Bowl

January 1 | Orlando, Fla. (12,500)

	1	2	3	4	F
Stetson	7	0	21	7	35
Arkansas State	7	6	0	7	20

Highlights: All-America quarterback Bill Johnson connected for 3 TD passes with Dave Laude to help the Hatters overcome a 13-7 ASU halftime lead. Stetson was limited to 50 yards of offense and three first downs in the first half, but made up for it thereafter.

1952 Refrigerator Bowl

December 7 | Evansville, Ind. (9,500)

	1	2	3	4	F
Western Kentucky	0	14	13	7	34
Arkansas State	6	0	0	13	19

Highlights: The Hilltoppers overcame an opening 73-yard drive on ASU's first possession to improve their record to 9-1. They scored 34 unanswered points before a pair of fourth quarter ASU touchdowns made it more respectable. ASU had to play without All-America halfback Richie Voit, sidelined with a broken ankle.

1954 Tangerine Bowl

January 1 | Orlando, Fla. (12,976)

	1	2	3	4	F
Arkansas State	7	0	0	0	7
Texas A&M-Commerce	0	0	0	0	7

Highlights: Texas A&M-Commerce, heavily favored with the nation's longest win streak at 29 games, had to march 61 yards in the fourth period to manage the tie. ASU had scored in the first quarter on 20-yard Bobby Spann to Jim Turley pass. Dan Spensieri intercepted a Texas A&M-Commerce pass in the final period and appeared on the way to scoring with it, but dropped the ball out of bounds at midfield.

1968 Pecan Bowl

December 14 | Arlington, Texas (7,200)

	1	2	3	4	F
North Dakota State	9	14	0	0	23
Arkansas State	0	0	0	0	14

Highlights: Paul Hatchett plowed for 106 yards on 25 carries to spark NDSU, which took 9-0 record into the game. The Bison recovered an early fumble on ASU's 17, took it in three plays later and proceeded to a 23-0 halftime edge. James Hamilton, who passed for 173 yards, ran for a couple of fourth-period Indian scores, but they were too little and too late.

1969 Pecan Bowl

December 15 | Arlington, Texas (7,500)

	1	2	3	4	F
Arkansas State	7	15	0	7	29
Drake	0	0	13	8	21

Highlights: Backup quarterback Bubba Crocker took over when regular James Hamilton was injured early in the first quarter and masterfully directed the victory. He threw for two TDs, ran for another and scored a two-point conversion as the Tribe ran up a 22-0 halftime lead. Calvin Harrell supplied the muscle with 160 rushing yards on 34 carries.



RED WOLVES IN THE POSTSEASON

1970 Pecan Bowl

December 12 | Arlington, Texas (9,500)

	1	2	3	4	F
Arkansas State	3	14	7	14	38
Central Missouri State	0	7	0	14	21

Highlights: ASU amassed 509 yards of offense, thanks to 244 passing yards by James Hamilton and 135 rushing yards by Calvin Harrell. Chet Douthit landed two of Hamilton's three TD passes. Dennis Meyer contributed by intercepting a pair of CMSU tosses.

1984 I-AA Playoffs (1st Rd)

November 24 | Jonesboro (10,872)

	1	2	3	4	F
Arkansas State	6	17	7	7	37
Chattanooga	0	3	0	7	10

Highlights: Two flashy scores in the final 24 seconds of the first half propelled the Indians to success - a 24-yard guard-around run by Farrell Wilson and a 57-yard interception return by I.J. Chapman. The Indians kept the ball for over 36 minutes while rolling up a 30-3 lead after three quarters. Rickey Jemison's 78 rushing yards led an attack also featuring Dwane Brown's 116 passing yards. ASU's Marvin Neloms recorded three sacks.

1984 I-AA Playoffs (2nd Rd)

December 1 | Bozeman, Mont. (12,037)

	1	2	3	4	F
Montana State	0	7	7	17	31
Arkansas State	7	7	0	0	14

Highlights: Sophomore Kelly Bradley passed for three touchdowns to rally MSU to a come-from-behind triumph. Bradley completed 27 of 47 passes for 313 yards, including TD tosses of 6 and 12 yards to Dasin Dietrich. ASU's only scores came on 25-yard and 45-yard interception returns by strong safety Billy Ray Bowers. Fullback Rickey Jemison had 100 rushing yards on 21 carries, but the Indians suffered from five lost fumbles and an interception on the frozen turf.

1985 I-AA Playoffs (1st Rd)

November 30 | Jonesboro (8,730)

	1	2	3	4	F
Arkansas State	0	7	0	3	10
Grambling	0	0	0	7	7

Highlights: Frank Richards' 25-yard field goal with five seconds left was the margin of difference on muddy turf. The Indians maintained the ball for 37 minutes and tallied 27 first downs, but had trouble crossing the goal line. Rickey Jemison scored the only ASU touchdown on a one-yard plunge in the second quarter after Ray Brown's guard-around play moved the ball 25 yards to the one. Jemison had 94 yards on 28 carries, and Dwane Brown threw for 114 yards. ASU's defense limited Grambling to six first downs and 154 total yards.

1985 I-AA Playoff (Quarterfinal)

December 7 | Reno, Nev. (10,241)

	1	2	3	4	F
Nevada	0	7	17	0	24
Arkansas State	7	3	0	13	23

Highlights: A couple of muffed field goal chances in the closing seconds prevented ASU from overcoming a 24-10 deficit in a blizzard. The Indians, who led 10-7 at halftime, also fumbled away an opportunity on the six and missed an extra point and 48-yard field goal - all in the final quarter. ASU, which had the ball 37 minutes and totaled 407 yards and 23 first downs, had 84 rushing yards from Dwane Brown.



RED WOLVES IN THE POSTSEASON

HISTORY

1986 I-AA Playoff (Quarterfinal)

December 6 | Newark, Del. (12,018)

	1	2	3	4	F
Arkansas State	21	10	7	17	55
Delaware	7	7	0	0	14

Highlights: Fullback Rickey Jemison rushed for a career-high 159 yards and scored two touchdowns as ASU accumulated 646 yards of offense (526 on the ground) while averaging 8.1 yards per play. Delaware collected 421 yards, but had trouble scoring in what was the worst home defeat (41 points) in Blue Hen history.

1986 I-AA Playoff (Semifinal)

December 13 | Jonesboro (10,500)

	1	2	3	4	F
Arkansas State	7	7	7	3	24
Eastern Kentucky	0	7	3	0	10

Highlights: Defense was key for ASU, which forced six turnovers, allowed only two third-down conversions, notched three sacks and stopped the Colonels five times inside the Indian 30. Linebacker Dan Miller led the way with 14 tackles, two interceptions and two tipped passes. Despite fumbling on the first play, Richard Kimble netted 95 yards rushing (filling in for the injured Rickey Jemison). EKU's only TD came after an A-State fumble.

1986 I-AA Playoff (Championship)

December 19 | Tacoma, Wash. (4,419)

	1	2	3	4	F
Georgia Southern	10	16	15	7	48
Arkansas State	7	0	8	6	21

Highlights: Tracy Ham was too much for A-State on the artificial turf in the Tacoma Dome. He rushed for 180 yards and passed for 306 in one of the greatest quarterback exhibitions ever against an Indian team. The defending national champ Eagles averaged 7.5 yards per play and controlled the ball nearly 36 minutes. ASU fumbled on the second play of the game, and GS converted that miscue into a TD. The rest was all downhill for the Eagles, who scored on all six of their first-half possessions. Fullback Richard Kimble of ASU had 134 yards rushing.

1987 I-AA Playoff (1st Rd)

November 28 | Jackson, Miss. (7,500)

	1	2	3	4	F
Arkansas State	0	0	14	21	35
Jackson State	10	0	7	15	32

Highlights: A wild finish, including five second-half touchdowns, lifted the Indians, who had fumbled away three chances in the opening stages. In that almost swap-out second half, ASU scored on a 62-yard ground-based drive, a 35-yard pass, an 11-yard end-around to end a 52-yard drive and a 62-yard interception return. ASU collected 206 yards on the ground; JSU managed 283 of its 397 through the air.

1987 I-AA Playoff (Quarterfinal)

December 5 | Cedar Falls, Iowa (6,100)

	1	2	3	4	F
Northern Iowa	6	15	7	21	49
Arkansas State	7	7	14	0	28

Highlights: Northern Iowa cashed in four lost ASU fumbles - three into touchdowns - while amassing 530 yards of offense in a game closer than the score indicated. Carl Boyd was all over the place for the Panthers, collected 124 ground yards and catching several drive-saving passes. It was a see-saw affair for awhile, with A-State's last lead at 28-21 late in the third quarter. UNI dominated the fourth quarter as A-State miscues handed the Panthers two easy scores.



2005 NEW ORLEANS BOWL



Dec. 20, 2005 | Lafayette, La. (18,388)

*Game moved due to Hurricane Katrina

	1	2	3	4	F
Southern Miss	0	10	14	7	31
Arkansas State	0	10	9	0	19

Team	Qtr	Time	Scoring Play	P-Yds	TOP
USM	2	9:20	McCaleb 31 yd FG	14-70	4:48
A-State	2	6:37	Neihouse 44 yd FG	5-44	2:43
USM	2	2:05	Mason 5 yd run	10-71	4:32
A-State	2	0:06	Noce 4 yd run	8-80	1:59
USM	3	11:44	Hull 1 yd run	2-10	0:42
A-State	3	8:51	Burton 2 yd rec.	6-80	2:53
USM	3	6:08	Nelson 29 yd rec.	7-65	2:43
A-State	3	2:22	TEAM Safety	-	-
USM	4	8:22	Nelson 6 yd rec.	7-25	3:19

TEAM STATISTICS

	A-STATE	USM
First Downs	16	25
Net yards rushing	119	192
Net yards passing	213	253
Passes Comp-Att-Int	10-19-1	17-32-0
Total Net Yards	332	445
Fumbles: Number-Lost	2-2	3-2
Penalties: Number-Yards	9-49	6-57
Possession Time	25:36	34:24
Third Down Conversions	4-13	7-14
Sacks By: Number-Yards	0-0	4-31

INDIVIDUAL STATISTICS

RUSHING: Southern Miss - Hull, C. 37-161; Mason, C. 6-34; Almond, D. 3-11; Thomas, L. 1-9; Weakley, B. 1-3; TEAM 2-(-26). Arkansas State - Noce, N. 17-55; Bracey, S. 14-40; Warren, A. 7-20; Jones, K. 2-4. **PASSING:** Southern Miss - Almond, D. 17-32-0-253. Arkansas State - Noce, N. 10-19-1-213. **RECEIVING:** Southern Miss - Nelson, S. 6-121; Perine, A. 3-60; Carter, D. 2-26; Barnes, J. 2-23; Causey, P. 2-12; Williams, T. 2-11. Arkansas State - Vincent, G. 3-53; Burton, M. 2-8; Dejohnette, L. 1-49; Jones, K. 1-43; Smith, J. 1-43; Bracey, S. 1-20; Hamton, E. 1-(-3). **INTERCEPTIONS:** Southern Miss - Eubanks, J. 1-0. Arkansas State - None. **FUMBLES:** Southern Miss - Almond, D. 1-1; Thomas, L. 1-0; Weakley, B. 1-1. Arkansas State - Noce, N. 1-1; Warren, A. 1-1.



LAFAYETTE, La. — The final score showed 31-19 in favor of the Golden Eagles of Southern Miss when the clock struck 0:00, but the final score didn't do justice to the Arkansas State team and the effort of the Indians on the night.

ASU (6-6) took over at the 8:22 mark of the fourth quarter after USM punched in a touchdown to make the score 31-19. Quarterback Nick Noce then began engineering a drive that began at the ASU 30. Noce scrambled for 30 yards on the first two plays from scrimmage to get the ball into USM territory.

It appeared as if fortune would smile on the Indians in the game when, on the very first possession, USM was driving the ball at will on ASU. With the nose of the ball resting mere inches from the goal line, Almond took the snap and was nailed at the line and fumbled the ball. Myron Anderson pounced on the loose football as the defense held USM out of the endzone.

Electing to punt, Eric Neihouse squeezed off a short but effective 25 yard punt that pinned the Golden Eagles down inside their own 17. ASU's defense was asked to hold to give the offense another crack at narrowing the gap.

Noce passed for 213 yards and a touchdown on the night while rushing for 55 yards and another score. The Golden Eagles rode the surprising ground attack of Hull and his 161 yard effort and Almond's 253 yards and two scores to the win.

Stars of the game for the Indians were numerous, but Myron Anderson's nine-tackle effort was easily the defensive effort on the night. Anderson set a career high in tackles in a game in his final collegiate contest as well while being credited with three tackles for loss. Safety Tyrell Johnson had another solid night, registering nine tackles and defensive end Brandon Rollins chipped in a career high seven tackles and a forced fumble.

Offensively it may have been the Noce show, but the ASU running backs kept the USM defense honest, allowing Noce to throw for the second-best passing performance of the season for the Indians. Noce completed passes to seven different receivers with his favorite target being Gary Vincent. Vincent ended with three receptions for 53 yards.

HISTORY



2012 GODADDY.COM BOWL

HISTORY



Jan. 8, 2012 | Mobile, Ala. (38,374)

	1	2	3	4	F
Northern Illinois	7	14	7	10	38
Arkansas State	13	0	0	7	20

Team	Qtr	Time	Scoring Play	P-Yds	TOP
A-State	1	11:22	Davis 32 yd FG	8-30	3:38
A-State	1	7:44	Davis 36 yd FG	5-40	1:04
A-State	1	5:08	Aplin 2 yd run	3-41	0:58
NIU	1	1:00	Ashford 9 yd rec.	11-77	4:08
NIU	2	4:49	Lynch 3 yd run	7-78	2:50
NIU	2	0:00	Womble 1 yd run	10-43	1:54
NIU	3	13:30	Moore 43 yd rec.	1-43	0:08
NIU	4	13:34	Sims 22 yd FG	5-24	1:36
A-State	4	11:12	Stockemer 16 yd rec.	7-59	2:22
NIU	4	8:19	Durante 36 yd INT ret.	-	-

TEAM STATISTICS

	A-STATE	NIU
First Downs	20	18
Net yards rushing	28	59
Net yards passing	384	366
Passes Comp-Att-Int	30-58-3	23-42-1
Total Net Yards	381	401
Fumbles: Number-Lost	2-2	1-0
Penalties: Number-Yards	7-58	5-50
Possession Time	24:28	19:04
Third Down Conversions	5-21	2-18
Sacks By: Number-Yards	2-16	4-35

INDIVIDUAL STATISTICS

RUSHING: Arkansas State - Lawson, D. 12-25; Robertson, J. 3-18; Jackson, F. 3-12; Lucas, E. 1-(-10); Aplin, R. 10-(-17). Northern Illinois - Womble, J. 6-25; Hopkins, J. 9-24; Daniels, A. 2-11; Bell, C. 1-7; Harnish, C. 9-(-3); Lynch, J. 7-(-4); TEAM 1-(-1). **PASSING:** Arkansas State - Aplin, R. 30-58-3-353. Northern Illinois - Harnish, C. 18-36-1-274; Lynch, J. 4-4-0-64; Neir, R. 1-1-0-4; Ashford, P. 0-1-0-0. **RECEIVING:** Arkansas State - Stockemer, T. 11-185; Edwards, D. 5-47; Lucas, E. 5-44; Frampton, D. 4-31; Jarboe, J. 2-23; Kincy, A. 2-19; Hall, R. 1-4. Northern Illinois - Moore, M. 8-224; Ashford, P. 8-80; Wells, J. 2-15; Palmer, N. 1-12; Hopkins, J. 2-6; McAvoy, P. 1-4; Daniels, A. 1-1. **INTERCEPTIONS:** Arkansas State - Scales, C. 1-0. Northern Illinois - Durante, D. 1-36; Faustin, J. 1-2; Melvin, R. 1-0. **FUMBLES:** Arkansas State - Aplin, R. 1-1; Hall, R. 1-1. Northern Illinois - Harnish, C. 1-0.



MOBILE, Ala. — Arkansas State (10-3) jumped out to an early 13-0 lead in the 13th-annual Go-Daddy.com Bowl, but the Huskies of Northern Illinois (11-3) countered with 31 unanswered points and went on to defeat the Red Wolves 38-20 Sunday at Ladd-Peebles Stadium in Mobile.

The loss snapped a nine-game win streak for the Red Wolves and was ASU's first setback since Sept. 17.

Taylor Stockemer put up career-best numbers to lead the Red Wolves' offense, finishing with 11 catches for 185 yards and a touchdown. Stockemer's numbers also set a new school record for receptions and yardage in a post-season game. Ryan Aplin completed 30-of-58 passes for 353 yards and a touchdown, while senior defensive end Brandon Joiner recorded his 13th sack of the season to tie the Sun Belt Conference single-season record. Joiner finished with a team-high eight tackles, three tackles-for-loss and one pass breakup.

In addition to the offensive numbers put up by Aplin and Stockemer, wideouts Carlos McCants and Earl Lucas each posted five receptions and senior running back Derek Lawson led the Red Wolves on the ground with 32 yards. Defensive backs Kelcie McCray and Don Jones joined Joiner with eight stops, with each registering a tackle-for-loss. Tryon returned four kickoffs for 114 yards.



2013 GODADDY.COM BOWL



Jan. 6, 2013 | Mobile, Ala. (37,913)

	1	2	3	4	F
Arkansas State	0	14	3	0	17
25 Kent State	0	10	3	0	13

Team	Qtr	Time	Scoring Play	P-Yds	TOP
Kent St.	2	12:10	Archer 16 yd run	4-66	2:14
A-State	2	5:40	Oku 10 yd run	9-60	3:18
A-State	2	1:13	McKissic 31 yd rec.	9-88	2:12
Kent St.	2	0:19	Cortez 42 yd FG	7-34	0:54
A-State	3	8:35	Davis 25 yd FG	10-47	4:18
Kent St.	3	1:44	Cortez 26 yd FG	13-50	6:51

TEAM STATISTICS

	A-STATE	KSU
First Downs	19	19
Net yards rushing	72	193
Net yards passing	213	157
Passes Comp-Att-Int	21-30-0	17-33-1
Total Net Yards	285	350
Fumbles: Number-Lost	1-0	0-0
Penalties: Number-Yards	3-35	7-93
Possession Time	26:36	32:51
Third Down Conversions	5-14	3-15
Sacks By: Number-Yards	1-4	2-18

INDIVIDUAL STATISTICS

RUSHING: Kent State - Archer, D. 9-77; Durham, T. 20-68; Durden, J. 1-32; Keith, S. 6-16.

Arkansas State - Hayes, R. 8-57; Oku, D. 18-37; Jarboe, J. 1-(-1); Aplin, R. 8-(-5); TEAM 3-(-16).

PASSING: Kent State - Keith, S. 17-33-1-157.

Arkansas State - Aplin, R. 21-30-0-213. **RECEIVING:**

Kent State - Hurdle, M. 6-72; Humphrey, C. 3-22; Archer, D. 4-22; Durham, T. 2-19;

Erjavec, T. 1-18; Adeyemi, E. 1-4. Arkansas State -

McKissic, J. 11-113; Griswold, D. 3-54; Jarboe,

J. 3-24; Stockemer, T. 2-16; Hayes, R. 2-6. **INTER-**

CEPTIONS: Kent State - None. Arkansas State -

Herrold, N. 1-0. **FUMBLES:** Kent State - None.

Arkansas State - Hayes, R. 1-0



MOBILE, Ala. — The Arkansas State football team clinched its first bowl title since 1970 with a 17-13 victory over No. 25 Kent State in the GoDaddy.com Bowl at Ladd-Peebles Stadium on Sunday night.

In the process, the Red Wolves also claimed their first win over a ranked opponent since joining the FBS in 1992. A-State finishes the season with a 10-3 record and their second consecutive 10-win season.

ASU had 285 yards of total offense and senior quarterback Ryan Aplin was 21-of-30 with 213 yards and one touchdown in his final game as an ASU player. Aplin also took home the GoDaddy.com Bowl Player of the Game Award.

Sophomore linebacker Qushaun Lee, the game's Defensive MVP, sealed the victory when he tackled Kent State quarterback Spencer Keith a fourth-down scramble that came up a couple of yards shy of a first down.

J.D. McKissic finished the game with 11 receptions for 113 yards, earning the Offensive MVP award for his efforts. He tied the school record for catches in a postseason game, matching teammate Taylor Stockemer's total in last year's GoDaddy.com Bowl.

Senior defensive back Don Jones had eight tackles, including one for a loss of two yards. Senior safety Cole Lorigan had six tackles and senior defensive end Tim Starston chipped in with six tackles as well, including half a sack to pace the Red Wolves defensively.

Freshman Rocky Hayes paced the A-State rushing game with 57 yards on eight carries. Junior David Oku gained 37 yards on 18 carries and had a touchdown. McKissic's receiving total gave him 1,022 for the season, making him just the third ASU receiver to post a 1,000-yard receiving season. Freshman Darian Griswold and Senior Josh Jarboe each had three receptions.

The Red Wolves end the year on an eight-game winning streak, their second longest since 1986. A-State's 10 wins tie the fourth most in school history, matching its total in 1951 and 2011. ASU posted double-figure wins in back-to-back seasons for the first time ever.

HISTORY



2014 GODADDY BOWL



Jan. 5, 2014 | Mobile, Ala. (36,119)

	1	2	3	4	F
Arkansas State	0	10	6	7	23
Ball State	7	3	0	10	20

Team	Qtr	Time	Scoring Play	P-Yds	TOP
Ball St.	1	3:07	Snead 9 yd rec.	14-89	6:37
A-State	2	10:18	Davis 41 yd FG	5-20	2:31
Ball St.	2	4:09	Secor 26 yd FG	13-67	6:09
A-State	2	0:48	Thornton 1 yd run	9-63	3:21
A-State	3	10:45	Davis 18 yd FG	12-63	4:15
A-State	3	7:21	Davis 29 yd FG	7-18	2:29
Ball St.	4	12:58	Secor 37 yd FG	11-72	3:41
Ball St.	4	1:33	Edwards 1 yd run	16-80	6:51
A-State	4	0:32	Muse 13 yd rec.	5-59	1:01

TEAM STATISTICS

	A-STATE	BALL
First Downs	17	27
Net yards rushing	202	148
Net yards passing	129	215
Passes Comp-Att-Int	18-26-1	23-44-1
Total Net Yards	331	363
Fumbles: Number-Lost	1-0	1-0
Penalties: Number-Yards	10-86	3-25
Possession Time	26:36	33:24
Third Down Conversions	4-14	9-18
Sacks By: Number-Yards	0-0	0-0

INDIVIDUAL STATISTICS

RUSHING: Arkansas State - Knighten, F. 19-97; Gordon, M. 6-37; Fleming, R. 1-27; McKissing, J. 2-21; Thornton, S. 3-14; Kennedy, A. 6-10; Oku, D. 1-0; TEAM 1(-4). Ball State - Edwards, J. 28-146; Williamson, T. 3-14; Wenning, K. 5(-1); Schmidt, K. 1(-3); TEAM 2(-8). **PASSING:** Arkansas State - Knighten, F. 15-20-1-115; Kennedy, A. 3-5-0-14; Houston, T. 0-1-0-0. Ball State - Wenning, K. 23-44-1-215. **RECEIVING:** Arkansas State - McKissic, J. 9-72; Muse, A. 3-14; Fleming, R. 2-13; Jones, J. 1-11; Griswold, D. 1-11; Oku, D. 1-4; Houston, T. 1-4. Ball State - Snead IV, W. 9-87; Smith, J. 4-56; Williams-Lambert, J. 4-34; Fakes, Z. 4-28; Curry, D. 2-10. **INTERCEPTIONS:** Arkansas State - Lee, Q. 1-33. Ball State - Patterson, E. 1-0. **FUMBLES:** Arkansas State - TEAM 1-0. Ball State - TEAM 1-0.



MOBILE, Ala. — An Allen Muse touchdown catch with 32 seconds left in the fourth quarter and a Ryan Carrethers field goal block as time expired propelled the Arkansas State football team to a 23-20 comeback victory over Ball State in the GoDaddy Bowl at Ladd-Peebles Stadium in Mobile, Ala., on Sunday.

Ball State took a 20-16 lead, its first of the second half, with 1:33 left in the fourth quarter before A-State's R.J. Fleming returned the ensuing kickoff to the Red Wolves' 41-yard line. On the third play of the drive, Fredi Knighten found J.D. McKissic for a 26-yard gain to the Ball State (10-3) 19-yard line and two plays later found an open Allen Muse in the end zone for a 13-yard touchdown catch to give Arkansas State (8-5) a 23-20 lead.

Ball State started its final drive on its own 36-yard line with the aid of all three timeouts and advanced to the A-State 46-yard line with six seconds remaining in the game. The next play, Ball State quarterback Keith Wenning found Willie Snead for a 10-yard gain to the A-State 36-yard line with two seconds left, but an A-State late hit out-of-bounds penalty gave the Cardinals 15 more yards to the Arkansas State 21-yard line. Ball State kicker Scott Secor came out to attempt a 38-yard field goal for the tie, but Carrethers blocked the kick to clinch Arkansas State's second consecutive GoDaddy Bowl victory, 23-20.

Knighten stepped in for injured quarterback Adam Kennedy midway through the second quarter and finished the game with 115 yards passing and one touchdown to earn MVP honors. Knighten also led the A-State rushing attack with 97 of the team's 202 yards.

McKissic led A-State with 72 yards on nine receptions to win offensive MVP, while Muse was second with three catches for 14 yards and the game-winning touchdown. Defensively, Qushaun Lee led Arkansas State with 15 tackles and garnered defensive MVP honors, while Sterling Young and Xavier Woodson also recorded double-digit tackles with 10 each. Kyle Coleman and Rocky Hayes both recorded a sack a piece and Lee also had an interception with 33 yards returned.



2015 GODADDY BOWL



Jan. 4, 2015 | Mobile, Ala. (36,811)

	1	2	3	4	F
Toledo	21	14	7	21	63
Arkansas State	14	3	14	13	44

Team	Qtr	Time	Scoring Play	P-Yds	TOP
Toledo	1	14:50	Voss 0 yd Fum Rec.	-	-
A-State	1	13:30	Mays 44 yd rec.	5-75	1:20
Toledo	1	5:04	Hunt 4 yd run	12-88	4:35
Toledo	1	2:36	Hunt 44 yd run	3-70	1:16
A-State	1	1:25	Houston 66 yd rec.	3-82	1:11
A-State	2	7:13	Spry 31 yd FG	8-42	3:29
Toledo	2	2:28	Hunt 29 yd run	13-75	2:28
Toledo	2	0:34	Covington 6 yd Fum Rec.	-	-
Toledo	3	8:15	Hunt 6 yd run	8-69	3:21
A-State	3	4:40	Mays 55 yd rec.	8-83	3:35
A-State	3	2:06	Hunter 94 yd INT	-	-
Toledo	4	11:46	Hunt 1 yd run	11-75	5:20
A-State	4	10:08	Mays 27 yd rec.	5-49	1:38
Toledo	4	6:33	Jones-Moore 10 yd run	6-70	6:33
A-State	4	2:17	Griswold 3 yd rec.	14-75	4:16
Toledo	4	1:02	Jones-Moore 29 yd run	4-52	1:02

TEAM STATISTICS

	A-STATE	TOLEDO
First Downs	20	30
Net yards rushing	65	365
Net yards passing	403	176
Passes Comp-Att-Int	23-31-0	21-27-1
Total Net Yards	468	541
Fumbles: Number-Lost	2-2	2-0
Penalties: Number-Yards	5-41	5-45
Possession Time	24:43	35:17
Third Down Conversions	4-12	8-15
Sacks By: Number-Yards	1-7	2-13

INDIVIDUAL STATISTICS

RUSHING: Toledo - Hunt, K. 32-271; Jones-Moore, D. 15-103; Olack, J. 1-1; Woodside, L. 5-(-10). Arkansas State - Gordon, M. 10-36; White, J. 5-16; McKissic, J. 1-9; Knighten, F. 16-4. **PASSING:** Toledo - Woodside, L. 21-27-1-176. Arkansas State - Knighten, F. 23-31-0-403. **RECEIVING:** Toledo - Russell, A. 4-49; Zmolik, A. 6-47; Jones, C. 2-30; Wilcher, K. 5-23; Olack, J. 1-21; Jones-Moore, D. 2-11; Hunt, K. 1-(-5). Arkansas State - Mays, B. 5-138; McKissic, J. 7-99; Houston, T. 2-78; Mack, B. 2-36; Trosin, T. 2-23; Gordon, M. 2-11; Griswold, D. 2-9; Rains, K. 1-9. **INTERCEPTIONS:** Toledo - None. Arkansas State - Hunter, M. 1-94. **FUMBLES:** Toledo - Wilcher, K. 1-0; Russell, A. 1-0. Arkansas State - Knighten, F. 2-2.



MOBILE, Ala. — Junior quarterback Fredri Knighten tied a GoDaddy Bowl and Arkansas State game record with five touchdown passes, while sophomore receiver Booker Mays set an A-State Bowl record with three touchdown receptions, but it was not enough as the Red Wolves fell to Toledo 63-44 in the 2015 GoDaddy Bowl at Ladd-Peebles Stadium Sunday night.

Knighten threw for a career-high 403 yards, while Mays hauled in five receptions for a career-high 138 yards to pace the squad, but the Red Wolves were forced to play catchup all night as Toledo jumped out to an early 21-7 lead and held on late despite a late flurry from A-State.

Arkansas State (7-6), which made its fourth straight appearance in the bowl, trailed 49-31 with 11:46 to go in to game after the Rockets' (9-4) Kareem Hunt scored a GoDaddy Bowl record fifth touchdown. The Red Wolves closed the gap to 49-38 after Knighten connected with Mays for the third time, but the Rockets scored again with 6:33 to go to push the advantage to 56-38.

Arkansas State finished with 468 yards of total offense, 403 of which came via the passing game. On the defensive side of the ball Qushaun Lee had 14 tackles and finished his career just four tackles shy of the Sun Belt Conference record for tackles in a career.

HISTORY



2015 NEW ORLEANS BOWL

HISTORY



Dec. 19, 2015 | New Orleans, La. (32,847)

	1	2	3	4	F
Louisiana Tech	10	7	17	13	47
Arkansas State	3	14	3	8	28

Team	Qtr	Time	Scoring Play	P-Yds	TOP
LA Tech	1	12:00	Dixon 9 yd rec.	7-88	3:00
A-State	1	6:38	Houston 36 yd FG	15-56	5:22
LA Tech	1	1:55	Barnes 50 yd FG	6-29	1:52
LA Tech	2	12:06	Taylor 13 yd rec.	5-63	2:54
A-State	2	7:22	Wand 1 yd run	14-91	4:39
A-State	2	0:18	Knighen 1 yd run	4-25	1:14
LA Tech	3	10:00	Barnes 20 yd FG	9-57	3:02
A-State	3	8:17	Houston 37 yd FG	7-55	1:43
LA Tech	3	5:09	Dixon 59 yd rec.	5-84	3:03
LA Tech	3	0:18	Dixon 8 yd run	8-90	3:08
LA Tech	4	13:45	Barnes 28 yd FG	5-16	1:15
LA Tech	4	10:52	Dixon 4 yd run	4-88	2:02
A-State	4	10:38	Taylor 98 yd KOR	-	-
LA Tech	4	1:31	Barnes 22 yd FG	16-70	9:01

TEAM STATISTICS

	A-STATE	LA TECH
First Downs	23	26
Net yards rushing	117	229
Net yards passing	146	458
Passes Comp-Att-Int	15-29-2	26-38-0
Total Net Yards	323	687
Fumbles: Number-Lost	3-1	1-0
Penalties: Number-Yards	11-109	13-154
Possession Time	25:13	34:47
Third Down Conversions	7-15	4-12
Sacks By: Number-Yards	1-5	1-10

INDIVIDUAL STATISTICS

RUSHING: Arkansas State - Wand, W. 12-66; Knighen, F. 13-56; White, J. 9-43; McKissic, J. 3-25; Gordon, M. 2-3. LA Tech - Scott, B. 4-106; Dixon, K. 21-102; Driskel, J. 8-16; Higgins, R. 1-3; Martin, B. 2-2. **PASSING:** Arkansas State - Knighen, F. 14-28-2-137; McKissic, J. 1-1-0-9. LA Tech - Driskel, J. 26-38-0-458. **RECEIVING:** Arkansas State - Houston, T. 3-47; Stowers, S. 2-27; McKissic, J. 3-26; Wand, W. 5-20; Paschal, D. 1-17; Knighen, F. 1-9. LA Tech - Taylor, T. 10-149; Dixon, K. 6-113; Turner, P. 5-97; Henderson, C. 1-53; Smith, C. 3-40; Gaines, M. 1-6. **INTERCEPTIONS:** Arkansas State - None. LA Tech - Barnes, A. 1-20; Woods, X. 1-11. **FUMBLES:** Arkansas State - Wand, W. 1-1; Knighen, F. 1-0; Taylor, B. 1-0. LA Tech - Taylor, T. 1-0.



NEW ORLEANS — The Arkansas State football team battled through injuries to offensive starters Michael Gordon, J.D. McKissic, and Colton Jackson and went into halftime tied 17-17 with Louisiana Tech, but the Red Wolves were outscored 30-11 in the second half of a 47-28 loss at the 2015 R+L Carriers New Orleans Bowl in front of the fifth-largest crowd in the bowl's history of 32,847.

Dixon, named the MVP of the game, led the Bulldogs' offense with 215 total yards and scored four touchdowns, three in the second half, as Louisiana Tech (9-4) racked up a New Orleans Bowl record 687 yards of total offense. A-State (9-4) accumulated 323 yards of total offense to go over 300 yards for the 69th time in 77 games, but couldn't compensate for the losses of Gordon, McKissic, and Jackson.

Warren Wand was the team's leading rusher with 66 yards on 12 carries, while Fredi Knighen was 14-of-28 for 137 yards through the air. Tres Houston led the team with 47 yards receiving on three catches, while Sterling Stowers added 27 on two catches. Rocky Hayes and Cody Brown led A-State with eight tackles each and Jake Swalley registered the team's only sack of the game.

Blaise Taylor had 214 return yards, including the first New Orleans Bowl kickoff return for a touchdown with a 98-yarder in the fourth quarter, and he also had a 41-yard punt return to set up another score earlier in the contest. Taylor's 174 kickoff return yards set a New Orleans Bowl record, while his 214 all-purpose yards were the second most in the bowl's history.

Penalties played a big factor in the game as both teams combined for 24 penalties for 263 yards, while A-State had three turnovers and didn't force a single one after coming into the game as the nation's leader in turnovers forced.

Arkansas State, which made its fifth straight bowl appearance, finished the season 9-4, with the nine victories the third most in school history as a member of the Football Bowl Subdivision (FBS).



2016 CURE BOWL



Dec. 17, 2016 | Orlando, Fla. (37,913)

	1	2	3	4	F
Arkansas State	17	0	7	7	31
UCF	0	10	3	0	13

Team	Qtr	Time	Scoring Play	P-Yds	TOP
A-State	1	10:59	Edmonds 0 yd PR	-	-
A-State	1	4:24	Williams 22 yd FG	6-70	1:54
A-State	1	2:48	Sanders 12 yd rec.	3-16	1:36
UCF	2	9:31	Oldham 11 yd rec.	4-48	1:25
UCF	2	1:04	Wright 45 yd FG	4-3	1:02
A-State	3	14:09	Sanders 75 yd rec.	3-73	0:51
UCF	3	4:52	Wright 34 yd FG	7-32	2:05
A-State	4	14:54	Sanders 17 yd rec.	3-37	0:37

TEAM STATISTICS

	A-STATE	UCF
First Downs	8	17
Net yards rushing	29	12
Net yards passing	205	211
Passes Comp-Att-Int	12-26-0	26-48-0
Total Net Yards	234	223
Fumbles: Number-Lost	3-1	3-3
Penalties: Number-Yards	15-140	11-82
Possession Time	31:17	28:43
Third Down Conversions	3-17	3-18
Sacks By: Number-Yards	6-30	2-17

INDIVIDUAL STATISTICS

RUSHING: Arkansas State - Rollins-Davis, 5-32; White, J. 7-15; Wand, W. 15-12; Voytik, C. 5-(-3); Hansen, J. 5-(-13); Echols-Luper, C. 1-(-14). UCF - Hamilton, J. 10-14; Milton, M. 9-5; Holman, J. 5-3; Willett, M. 1-0; Payton, T. 1-(-2); Killins, A. 4-(-8). **PASSING:** Arkansas State - Hansen, J. 12-26-0-205. UCF - Milton, M. 22-39-0-175; Holman, J. 4-9-0-36. **RECEIVING:** Arkansas State - Sanders, K. 5-127; Mack, B. 1-67; Booker, C. 2-11; McInnis, J. 1-3; Wand, W. 1-1; Murray, C. 2-(-4). UCF - Oldham, T. 5-56; Smith, T. 3-45; Franks, J. 3-32; Hamilton, J. 4-17; Stewart, C. 2-16; Payton, T. 1-16; Bargnare, J. 3-11; Jones, H. 1-7; Akins, J. 1-5; Killins, A. 2-4; McGowan, T. 1-2. **INTERCEPTIONS:** Arkansas State - None. UCF - None. **FUMBLES:** Arkansas State - Murray, C. 1-1; Echols-Luper, C. 1-0; Voytik, C. 1-0. UCF - Holman, J. 1-1; Johnson, C. 1-1; Jones, H. 1-1.



ORLANDO, Fla. — Senior wide receiver Kendall Sanders was named the Most Valuable Player of the 2016 AutoNation Cure Bowl after three touchdown receptions helped Arkansas State football cap the season with a 31-13 win over UCF Saturday at Camping World Stadium.

Arkansas State (8-5) forced three turnovers, blocked a punt for a touchdown and held UCF (6-7) to 223 yards of offense. The Red Wolves defense totaled six sacks and 11 tackles for loss in the outing, capping the last two outings with 14 sacks and 34 tackles for loss.

Junior Ja'Von Rolland-Jones had two sacks on the night to give him 13.5 on the year, a Sun Belt Conference single-game record total. Rolland-Jones had already broken the Sun Belt Conference career record and he will enter his final season with 30.5 career sacks.

Sophomore quarterback Justice Hansen was 12-of-26 passing for 205 yards finding Sanders five times for three touchdowns and 127 yards. Hansen finishes the year with 19 touchdowns passes, tied for the fourth-most in single-season program history. The 205 yards through the air helped A-State top 3,000 passing yards this season for only the fifth time in program history and second time under head coach Blake Anderson.

Defense and special teams carried the Red Wolves to the Sun Belt Conference championship this year and A-State brought it in the opening four minutes of the game to grab a 7-0 lead. Rolland-Jones and Wilson combined to sack UCF on third down of the opening possession forcing the Knights to punt from the back of the end-zone.

Making a sixth-straight bowl appearance, Arkansas State finishes the season, the sixth consecutive winning season for the first time since 1912-17. Arkansas State is home to the only FBS program to win five conference championships in the last six seasons.

HISTORY



2017 CAMELLIA BOWL

HISTORY



RAYCOM
Media
**CAMELLIA
BOWL**

Dec. 16, 2017 | Montgomery, Ala. (20,612)

	1	2	3	4	F
Middle Tennessee	7	14	7	7	35
Arkansas State	3	7	7	13	30

Team	Qtr	Time	Scoring Play	P-Yds	TOP
A-State	1	11:52	Williams 20 yd FG	7-35	1:57
MTSU	1	9:25	West 45 yd run	4-65	2:21
MTSU	2	5:41	Sanders 54 yd Pun. Rec.	-	-
A-State	2	1:59	Hansen 1 yd run	13-85	3:34
MTSU	2	0:45	Garnett 31 yd rec.	3-50	1:05
MTSU	3	9:16	Thomas 2 yd run	12-73	4:38
A-State	3	6:19	McInnis 20 yd rec.	10-58	2:50
A-State	4	14:24	Wand 2 yd rec.	9-58	2:58
MTSU	4	12:08	Tucker 30 yd rec.	6-75	2:16
A-State	4	5:03	Booker 41 yd rec.	4-51	0:48

TEAM STATISTICS

	A-STATE	MTSU
First Downs	30	17
Net yards rushing	104	120
Net yards passing	358	232
Passes Comp-Att-Int	32-58-1	19-35-3
Total Net Yards	462	352
Fumbles: Number-Lost	3-2	0-0
Penalties: Number-Yards	7-81	10-87
Possession Time	30:18	29:42
Third Down Conversions	9-21	6-14
Sacks By: Number-Yards	1-6	6-49

INDIVIDUAL STATISTICS

RUSHING: Middle Tennessee - West, T. 10-65; Thomas, T. 16-49; Stockstill, B. 3-6. Arkansas State - Wand, W. 13-46; Hansen, J. 17-35; White, J. 9-23. **PASSING:** Middle Tennessee - Stockstill, B. 19-35-3-232. Arkansas State - Hansen, J. 31-58-1-337; Grace, C. 1-1-0-21. **RECEIVING:** Middle Tennessee - Lee, T. 5-39; Tucker, S. 4-63; Garnett, R. 4-57; Windham, C. 3-63; Thomas, T. 2-5; West, T. 1-5. Arkansas State - McInnis, J. 7-107; Murray, C. 7-76; Edwards, K. 5-56; Booker, C. 4-58; Wand, W. 4-24; Paschal, D. 2-17; Mack, B. 2-9; Bayless, O. 1-11. **INTERCEPTIONS:** Middle Tennessee - Moffatt, J. 1-9; Edmonds, B. 2-19; Clifton, J. 1-0. **FUMBLES:** Middle Tennessee - None. Arkansas State - Hansen, J. 2-1; Bayless, O. 1-1.



MONTGOMERY, Ala. — Arkansas State nearly erased an 18-point second half deficit, but fell short of completing the comeback and lost to Middle Tennessee 35-30 in the Raycom Media Camellia Bowl Saturday night at Cramton Bowl stadium.

Justice Hansen threw for 337 yards and three touchdowns, but was sacked six times, including three on the final drive of the game. Justin McInnis led the team in receiving with seven receptions for 107 yards, while Christian Booker and Warren Wand each had a touchdown catch. Wand also led the team in rushing with 46 yards on 13 attempts.

A-State (7-5) pulled within a touchdown late in the fourth quarter when Hansen found Booker on a 41-yard scoring reception to get within five points with 5:03 to go in the game. The A-State defense then forced Middle Tennessee (8-6) to punt the ball after the Blue Raiders failed to convert a third-and-eight pass play. The defensive stand did force the Red Wolves to use all of their timeouts, however, as they took over on their own 9-yard line with 1:27 remaining.

Hansen was sacked on the first play of the drive, but then connected with Blake Mack and Chris Murray on back-to-back passes to get to A-State 42. After an incompleteness, Hansen was sacked on back-to-back plays, including the final play of the game as the ball came loose and was recovered by the Red Wolves as time expired.

Arkansas State outgained the Blue Raiders 462-352 in total offense, but Middle Tennessee finished 120 yards on the ground to A-State's 102. The Blue Raiders were penalized 10 times for 87 yards, while A-State committed 7 mistakes for 81 yards. Each team had three turnovers.

Defensively Darreon Jackson led the team with 12 tackles, including a sack and 1.5 tackles for loss. Kyle Wilson added eight tackles and half tackle for loss.



2018 ARIZONA BOWL



Dec. 29, 2018 | Tucson, Ariz. (37,913)

	1	2	3	4	OT	F
Nevada	0	3	0	7	6	16
Arkansas State	0	7	0	3	3	13

Team	Qtr	Time	Scoring Play	P-Yds	TOP
Nevada	2	5:09	Ahmed 36 yd FG	10-43	5:07
A-State	2	3:08	Murray 2 yd run	6-75	2:01
Nevada	4	1:06	Lee 1 yd run	10-74	2:39
A-State	4	0:00	Grupe 32 yd FG	7-0	1:06
A-State OT	-		Grupe 24 yd FG	5-18	-
Nevada OT	-		Roberson 11 yd rec.	5-25	-

TEAM STATISTICS

	A-STATE	NEV
First Downs	25	15
Net yards rushing	224	85
Net yards passing	275	200
Passes Comp-Att-Int	26-46-3	18-34-2
Total Net Yards	499	285
Fumbles: Number-Lost	1-0	0-0
Penalties: Number-Yards	4-25	6-51
Possession Time	29:31	30:29
Third Down Conversions	2-17	3-16
Sacks By: Number-Yards	3-20	3-20

INDIVIDUAL STATISTICS

RUSHING: Arkansas State - Wand, W. 16-140; Murray, M. 17-67; Hansen, J. 12-15; Merritt, K. 1-3; Bonner, L. 1-(-1). Nevada - Taua, T. 22-56; Moore, K. 7-20; Lee, D. 3-16; Kincaide, J. 1-(-2); TEAM 1-(-2); Gangi, T. 6-(-3). **PASSING:** Arkansas State - Hansen, J. 26-46-3-275. Nevada - Gangi, T. 18-34-2-200. **RECEIVING:** Arkansas State - Bayless, O. 7-129; Merritt, K. 8-66; McInnis, J. 5-54; Wand, W. 5-23; Adams, Jr., J. 1-3. Nevada - Putman, B. 4-114; Christian, D. 3-31; Roberson, R. 2-19; Turner, C. 1-13; Fossum, K. 1-9; Taua, T. 2-8; Carter-Wells, T. 3-7; Lappin, C. 2-(-1). **INTERCEPTIONS:** Arkansas State - Edmonds, B. 1-0; Jacobs, J. 1-0. Nevada - Brent, J. 2-1; Dotson, J. 1-5. **FUMBLES:** Arkansas State - Murray, M. 1-0. Nevada - None.



TUCSON, Ariz. — The Arkansas State football team lost to Nevada 16-13 in overtime in the NOVA Home Loans Arizona Bowl Saturday afternoon at Arizona Stadium.

Blake Grupe sent the game into overtime with a 32-yard field goal as time expired in regulation and then he hit a 24-yard attempt in A-State's first possession in the overtime period to go up 13-10.

The A-State defense put Nevada in a third-and-seven situation on the Wolf Pack's first possession in overtime, but a check down pass from Ty Gangi to Reagan Roberson resulted in an 11-yard touchdown for the winning the score.

Arkansas State led throughout much of the contest, but Nevada took the lead late in the fourth quarter with a 10-play, 74-yard scoring drive that culminated with a 1-yard run by Devonte Lee to go up 10-7 with 1:06 left in regulation.

Hansen finished the afternoon 26-of-46 passing for 275 yards, while Bayless led the receiving corps with five catches and 103 yards. Warren Wand controlled the run game with 11 attempts for 117 yards and now stands third on A-State's all-time rushing list.

A strong defensive effort controlled much of the first half for both teams. A-State held the Wolf Pack to just 74 yards of total offense in the half and their only scoring play was a 39-yard field goal with 5:07 remaining to go up 3-0.

The defense continued to provide a park in the second half when B.J. Edmonds and Jerry Jacobs each snagged interceptions in the third quarter, but the offense was unable to capitalize on either turnover.

Tajhea chambers led the way for the Red Wolves defensively with nine tackles, while Edmonds followed with eight. The defensive held Nevada to just 285 yards of total offense, while the Red Wolves totaled 499 yards of offense, including 224 on the ground.

HISTORY



2019 CAMELLIA BOWL

HISTORY



Dec. 21, 2019 | Montgomery, Ala. (16,209)

	1	2	3	4	F
Arkansas State	14	6	7	7	34
FIU	0	13	10	3	26

Team	Qtr	Time	Scoring Play	P-Yds	TOP
A-State	1	9:25	Bayless 4 yd rec.	15-80	3:17
A-State	1	0:55	Merritt 9 yd rec.	13-90	3:35
FIU	2	12:50	Maxwell 3 yd run	9-71	3:05
A-State	2	9:31	Grupe 46 yd FG	10-47	3:19
FIU	2	5:30	Borregales 25 yd FG	8-47	4:01
A-State	2	3:05	Grupe 37 yd FG	8-59	2:25
FIU	2	0:40	Borregales 25 yd FG	10-70	2:25
A-State	3	12:22	Tyler 15 yd rec.	11-74	2:38
FIU	3	3:48	Maloney 19 yd rec.	2-23	0:48
FIU	3	0:38	Borregales 48 yd FG	5-50	1:16
FIU	4	11:52	Borregales 52 yd FG	6-32	2:02
A-State	4	3:37	Adams 13 yd rec.	5-80	1:33

TEAM STATISTICS

	A-STATE	FIU
First Downs	31	23
Net yards rushing	132	132
Net yards passing	393	312
Passes Comp-Att-Int	27-52-1	22-39-2
Total Net Yards	525	444
Fumbles: Number-Lost	1-1	0-0
Penalties: Number-Yards	10-142	7-62
Possession Time	28:20	31:40
Third Down Conversions	12-19	6-16
Sacks By: Number-Yards	0-0	3-17

INDIVIDUAL STATISTICS

RUSHING: FIU - Maxwell, N. 13-66; Jones, A. 21-65; Morgan, J. 1-1. Arkansas State - Jones, J. 10-59; Murray, M. 17-38; Hatcher, L. 9-37; TEAM 1-(-2). **PASSING:** FIU - Morgan, J. 22-38-2-312; Jones, A. 0-1-0-0. Arkansas State - Hatcher, L. 27-51-1-393; Bayless, O. 0-1-0-0. **RECEIVING:** FIU - Maloney, A. 10-178; Thornton, S. 3-86; Palmer, S. 5-24; Gaiter, T. 1-15; Williams, K. 1-8; Maxwell, N. 1-2; Scott, D. 1-(-1). Arkansas State - Bayless, O. 9-180; Adams, J. 4-63; Murray, M. 5-52; Merritt, K. 6-43; Bowling, B. 2-40; Tyler, R. 1-15. **INTERCEPTIONS:** FIU - Dames, R. 1-0. Arkansas State - Smith, J. 1-21; Jackson, D. 1-12. **FUMBLES:** FIU - None. Arkansas State - Hatcher, L. 1-1.



MONTGOMERY, Ala. — Despite a persistent downpour for nearly the entire game, the Arkansas State football team put out record numbers through the air and came up with key defensive plays late to hold off Florida International, 34-26, on Saturday night in the 2019 Camellia Bowl.

The Red Wolves (8-5) led for the entire night and braved the rain while Layne Hatcher passed for a Camellia Bowl-record 393 yards and four touchdowns on 27-of-51 passing. With the win over the Panthers (6-7), A-State reaches eight victories for the second year in a row.

With nine catches and a bowl-record 180 yards, consensus All-American Omar Bayless garnered MVP honors. Kirk Merritt and Jonathan Adams also found the end zone off the arm of Hatcher, with Merritt hauling in six catches for 43 yards and Adams grabbing four passes for 63 yards. Marcel Murray also caught five passes for 52 yards in addition to churning out 45 yards on the ground. Reed Tyler was the fourth Red Wolf to haul in a score, doing so in the third quarter.

Defensively, Logan Wescott and Darreon Jackson both tallied 13 total tackles to lead the Red Wolves. B.J. Edmonds recorded 10 total tackles to round out the trio of A-State defenders with double-digit tackles.

For FIU, Morgan completed 22 of 38 passes for 312 yards, with a touchdown and two interceptions — both inside the last six minutes of the contest. Maxwell gained 70 yards on the ground while Maloney hauled in a bowl-record 10 catches for 178 yards.

Defensively, the Panthers were led by Sage Lewis, who racked up 13 total tackles while Dames recorded FIU's lone interception. Lewis and Stanley Thomas-Oliver III both forced a fumble.



2023 CAMELLIA BOWL



Dec. 23, 2023 | Montgomery, Ala. (11,310)

	1	2	3	4	F
Arkansas State	7	6	0	6	19
Northern Illinois	13	8	0	0	21

Team	Qtr	Time	Scoring Play	P-Yds	TOP
NIU	1	9:09	Barnes 18 yd rec.	10-75	5:51
A-State	1	5:59	Rucker 42 yd rec.	1-42	0:08
NIU	1	1:24	Lombardi 6 yd run	9-75	4:35
NIU	2	9:42	Woodill 32 yd rec.	8-87	4:07
A-State	2	6:30	Zvada 28 yd FG	11-65	3:12
A-State	2	0:00	Zvada 45 yd FG	5-31	0:25
A-State	4	1:14	Rucker 13 yd rec.	8-86	2:38

TEAM STATISTICS

	A-STATE	NIU
First Downs	18	26
Net yards rushing	101	189
Net yards passing	250	232
Passes Comp-Att-Int	16-30-1	19-30-2
Total Net Yards	351	421
Fumbles: Number-Lost	0-0	0-0
Penalties: Number-Yards	6-48	3-25
Possession Time	19:35	40:25
Third Down Conversions	7-14	7-16
Sacks By: Number-Yards	0-0	1-6

INDIVIDUAL STATISTICS

RUSHING: NIU - Brown, A. 25-132; Williams, G. 9-40; Lombardi, R. 3-21; Rudolph, T. 2-6; TEAM 1-(-2), Lynch, J. 2-(-8). Arkansas State - Raynor, J. 13-49, Cross, J. 8-28; Wallace, Z. 5-19; Hawkins, C. 1-5. **PASSING:** NIU - Lombardi, R. 18-29-2-200; Foley, T. 1-1-0-32. Arkansas State - Raynor, J. 16-30-1-250. **RECEIVING:** NIU - Barnes, G. 1-105; Rudolph, T. 5-32; Woodill, K. 1-32; Tewes, T. 1-18; Thomas, K. 2-17; Pardridge, D. 1-15; Williams, G. 2-6; Johnson, J. 1-5; Dozier, B. 1-2. Arkansas State - Rucker, C. 5-107; Foreman, J. 4-52; Jackson, C. 1-31; Cross, J. 3-29; Ealy, R. 1-16; McCrumby, M. 2-15. **INTERCEPTIONS:** NIU - Byrd, J. 1-0. Arkansas State - Johnson, S. 1-28; Thomas, T. 1-0. **FUMBLES:** NIU - None. Arkansas State - None.



MONTGOMERY, Ala. — A 13-yard touchdown pass from Jaylen Raynor to Corey Rucker made it a two-point game with just over a minute left, but the Arkansas State football team could not complete the comeback in a 21-19 loss to Northern Illinois in the Camellia Bowl.

A-State (6-7) rallied from a two-touchdown deficit on Saturday in the historic Cramton Bowl Stadium, but the Huskies (7-6) recovered an onside kick and ran out the final minute. NIU outgained the Red Wolves 421-351 and owned nearly a 20-minute advantage in time of possession.

Raynor passed for 250 yards and completed both of his touchdown strikes to Rucker, who hauled in five catches for a game-high 107 yards. Rucker moved to fourth all-time in career touchdown receptions (16), while racking up his seventh career game with 100-plus receiving yards.

NIU scored on the game's opening drive with Lombardi finding Grayson Barnes in the back of the end zone to cap a 10-play, 75-yard drive, but the two-point conversion try was stopped.

After an interception ended A-State's first drive deep in the red zone, Thomas' pick shifted possession back to the Scarlet and Black. On the next play, Raynor connected with a wide-open Rucker for a 42-yard touchdown strike.

Lombardi then put the Huskies ahead 13-7 after one quarter, scoring on a 6-yard rush up the middle. NIU later upped its lead to 21-7 on a fake field goal toss from holder Tom Foley to kicker Kanon Woodill, who scampered 32 yards for the score. Lombardi then linked up with Trayvon Rudolph for a successful two-point conversion.

After the teams traded possession to start the fourth, Raynor and the A-State offense set up on their own 14 with 3:52 left in the contest. Seven plays later, Rucker caught Raynor's pass at the 10 and muscled his way across the goal line, but the two-point pass to Reagan Ealy was incomplete.

HISTORY



ALL-TIME CONFERENCE STANDINGS

HISTORY

League	Years	W-L-T	Championships
Southland Conference	1964-86	62-44-5 (.581)	7
Big West Conference	1993-95, 1999-2000	7-21 (.333)	0
Sun Belt Conference	2001-present	89-74* (.546)	5

** Seven victories in Sun Belt Conference play later vacated due to NCAA sanctions.
Actual on field record in Sun Belt Conference is 95-67 (.590)*

1964	Conference	Overall
Lamar	3-0-1 .875	6-3-1 .650
Arkansas State	2-0-2 .750	7-0-2 .937
Trinity	2-2-0 .500	3-7-0 .300
Abilene Christian	1-3-0 .250	5-5-0 .500
UT Arlington	0-3-1 .125	3-6-1 .350

1965	Conference	Overall
Lamar	3-1-0 .750	6-4-0 .600
UT Arlington	2-2-0 .500	6-3-0 .667
Trinity	2-2-0 .500	4-5-1 .421
Abilene Christian	2-2-0 .500	4-5-0 .444
Arkansas State	1-3-0 .250	6-3-0 .667

1966	Conference	Overall
UT Arlington	3-1-0 .750	6-4-0 .600
Lamar	3-1-0 .750	6-4-0 .600
Arkansas State	2-2-0 .500	7-2-0 .778
Trinity	2-2-0 .500	5-4-0 .556
Abilene Christian	0-4-0 .000	4-6-0 .400

1967	Conference	Overall
UT Arlington	4-0-0 1.000	10-1-0 .909
Lamar	3-1-0 .750	7-3-0 .700
Arkansas State	2-2-0 .500	4-5-0 .444
Trinity	1-3-0 .250	3-7-0 .300
Abilene Christian	0-4-0 .000	0-10-0 .000

1968	Conference	Overall
Arkansas State	3-0-1 .875	7-3-1 .682
UT Arlington	3-1-0 .750	6-4-0 .600
Trinity	2-2-0 .500	5-4-0 .556
Abilene Christian	1-2-1 .375	4-5-1 .421
Lamar	0-4-0 .000	0-10-0 .000

1969	Conference	Overall
Arkansas State	4-0-0 1.000	8-1-1 .850
Abilene Christian	2-2-0 .500	8-2-0 .800
UT Arlington	2-2-0 .500	5-5-0 .500
Trinity	2-2-0 .500	4-6-0 .400
Lamar	0-4-0 .000	3-7-0 .300

1970	Conference	Overall
Arkansas State	4-0-0 1.000	11-0-0 1.000
Abilene Christian	3-1-0 .750	9-2-0 .818
Trinity	2-2-0 .500	5-6-0 .455
Lamar	1-3-0 .250	3-7-0 .300
UT Arlington	0-4-0 .000	0-10-0 .000

1971	Conference	Overall
Louisiana Tech	4-1-0 .800	9-2-0 .818
Trinity	4-1-0 .800	8-2-0 .800
Lamar	4-1-0 .800	5-6-0 .455
Louisiana	2-2-1 .500	5-4-1 .550
Arkansas State	1-3-1 .300	4-4-1 .500
Abilene Christian	1-4-0 .250	5-5-0 .500
UT Arlington	1-4-0 .250	2-9-0 .182

1972	Conference	Overall
Louisiana Tech	5-0-0 1.000	12-0-0 1.000
UT Arlington	4-1-0 .800	5-6-0 .455
Lamar	3-2-0 .600	8-3-0 .728
McNeese State	3-2-0 .600	8-3-0 .728
Louisiana	1-4-0 .200	5-6-0 .455
Arkansas State	1-4-0 .200	3-8-0 .273
Abilene Christian	1-4-0 .200	3-8-0 .273

1973	Conference	Overall
Louisiana Tech	5-0-0 1.000	12-1-0 .923
Arkansas State	3-2-0 .600	7-3-0 .700
Lamar	3-2-0 .600	5-5-0 .500
McNeese State	2-3-0 .400	7-3-0 .700
UT Arlington	2-3-0 .400	4-6-0 .400
Louisiana	0-5-0 .000	0-10-0 .000

1974	Conference	Overall
Louisiana Tech	5-0-0 1.000	11-1-0 .917
Lamar	4-1-0 .800	8-2-0 .800
Arkansas State	3-2-0 .600	7-3-0 .700
McNeese State	2-3-0 .400	6-4-1 .591
UT Arlington	1-4-0 .200	1-10-0 .091
Louisiana	0-5 .000	2-9-0 .182



ALL-TIME CONFERENCE STANDINGS

1975	Conference	Overall
Arkansas State	5-0-0 1.000	11-0-0 1.000
Louisiana Tech	4-1-0 .800	8-2-0 .800
McNeese State	3-2-0 .600	7-4-0 .636
Louisiana	2-3-0 .400	6-5-0 .545
UT Arlington	1-4-0 .200	4-7-0 .364
Lamar	0-5-0 .000	1-10-1 .091

1976	Conference	Overall
McNeese State	4-1-0 .800	10-2-0 .833
Louisiana	4-1-0 .800	7-4-0 .636
UT Arlington	3-2-0 .600	5-6-0 .455
Louisiana Tech	2-3-0 .400	6-5-0 .545
Arkansas State	2-3-0 .400	5-6-0 .455
Lamar	0-5-0 .000	2-9-0 .182

1977	Conference	Overall
Louisiana Tech	4-0-1 .900	9-1-2 .833
Louisiana	2-1-2 .600	6-4-2 .583
UT Arlington	3-2-0 .600	5-6-0 .455
Arkansas State	2-3-0 .400	7-4-0 .636
McNeese State	1-3-1 .300	5-5-1 .500
Lamar	1-4-0 .200	2-9-0 .182

1978	Conference	Overall
Arkansas State	4-1-0 .800	7-4-0 .636
Louisiana Tech	4-1-0 .800	6-5-0 .545
UT Arlington	3-2-0 .600	5-6-0 .455
McNeese State	2-3-0 .400	7-4-0 .636
Louisiana	2-3-0 .400	3-8-0 .273
Lamar	0-5-0 .000	2-8-1 .227

1979	Conference	Overall
McNeese State	5-0-0 1.000	11-1-0 .917
UT Arlington	4-1-0 .800	9-2-0 .818
Lamar	3-2-0 .600	6-3-2 .636
Arkansas State	1-4-0 .200	4-7-0 .364
Louisiana	1-4-0 .200	4-7-0 .364
Louisiana Tech	1-4-0 .200	2-9-0 .182

1980	Conference	Overall
McNeese State	5-0-0 1.000	10-2-0 .833
Louisiana	4-1-0 .800	7-4-0 .636
UT Arlington	3-2-0 .600	6-5-0 .545
Louisiana Tech	2-3-0 .400	5-6-0 .455
Lamar	1-4-0 .200	3-8-0 .273
Arkansas State	0-5-0 .000	2-9-0 .182

1981	Conference	Overall
UT Arlington	4-1-0 .800	6-5-0 .545
McNeese State	3-1-1 .700	7-3-1 .682
Arkansas State	3-2-0 .600	6-5-0 .545
Louisiana Tech	2-2-1 .500	4-6-1 .409
Lamar	1-3-1 .300	4-6-1 .409
Louisiana	0-4-1 .100	1-9-1 .136

1982	Conference	Overall
Louisiana Tech	5-0-0 1.000	10-3-0 .769
ULM	4-1-0 .800	8-3-0 .727
Arkansas State	2-3-0 .400	5-6-0 .455
McNeese State	2-3-0 .400	4-6-1 .364
Lamar	1-4-0 .200	4-7-0 .364
UT Arlington	1-4-0 .200	3-8-0 .273
North Texas	Not Eligible	2-9-0 .182

1983	Conference	Overall
North Texas	5-1-0 .833	8-4-0 .667
ULM	5-1-0 .833	8-3-0 .727
McNeese State	3-3-0 .500	6-5-0 .545
Arkansas State	3-3-0 .500	5-5-1 .500
UT Arlington	2-4-0 .333	5-6-0 .455
Louisiana Tech	2-4-0 .333	4-7-0 .364
Lamar	1-5-0 .183	2-9-0 .192

1984	Conference	Overall
Louisiana Tech	5-1-0 .833	10-5-0 .667
Arkansas State	4-1-1 .750	8-4-1 .654
UT Arlington	4-2-0 .667	7-4-0 .636
ULM	3-3-0 .500	7-4-0 .636
McNeese State	2-3-1 .417	7-3-1 .682
Lamar	1-5-0 .167	2-9-0 .192
North Texas	1-5-0 .167	2-9-0 .192

1985	Conference	Overall
Arkansas State	5-1-0 .833	9-4-0 .692
Louisiana Tech	4-2-0 .667	8-3-0 .727
McNeese State	3-1-2 .667	6-3-2 .636
ULM	3-3-0 .500	6-5-0 .545
North Texas	2-3-1 .417	4-6-1 .409
UT Arlington	2-3-1 .417	4-6-1 .409
Lamar	0-6-0 .000	3-8-0 .273

HISTORY



ALL-TIME CONFERENCE STANDINGS

HISTORY

1986	Conference	Overall
Arkansas State	5-0-0 1.000	12-2-1 .833
North Texas	3-2-0 .600	6-4-0 .600
Louisiana Tech	3-2-0 .600	6-4-1 .591
ULM	3-2-0 .600	5-6-0 .456
McNeese State	1-4-0 .200	2-9-0 .182
Lamar	0-5-0 .000	2-9-0 .182

1993	Conference	Overall
Louisiana	5-1-0 .833	8-3-0 .727
Utah State#	5-1-0 .833	7-5-0 .545
Nevada	4-2-0 .667	7-4-0 .636
New Mexico State	4-2-0 .667	5-6-0 .455
Northern Illinois	3-3-0 .500	4-7-0 .364
UNLV	2-4-0 .333	3-8-0 .273
Pacific	2-4-0 .333	3-8-0 .273
Louisiana Tech	2-4-0 .333	2-9-0 .182
San Jose State	2-4-0 .333	2-9-0 .182
Arkansas State	1-5-0 .167	2-8-1 .227

Las Vegas Bowl

1994	Conference	Overall
UNLV#	5-1-0 .833	7-5-0 .545
Nevada	5-1-0 .833	9-2-0 .818
Louisiana	5-1-0 .833	6-5-0 .545
Northern Illinois	3-3-0 .500	4-7-0 .364
San Jose State	3-3-0 .500	3-8-0 .273
Utah State	2-4-0 .333	3-8-0 .273
New Mexico State	2-4-0 .333	3-8-0 .273
Louisiana Tech	1-5-0 .167	3-8-0 .273
Arkansas State	0-6-0 .000	1-10-0 .090

Las Vegas Bowl

1995	Conference	Overall
Nevada#	6-0-0 1.000	9-3-0 .750
Louisiana	4-2-0 .667	6-5-0 .545
Utah State	4-2-0 .667	4-7-0 .364
Arkansas State	3-3-0 .500	6-5-0 .545
New Mexico State	3-3-0 .500	4-7-0 .364
Northern Illinois	3-3-0 .500	3-8-0 .273
Louisiana Tech	2-4-0 .333	5-6-0 .456
Pacific	2-4-0 .333	3-8-0 .273
San Jose State	2-4-0 .333	3-8-0 .273
UNLV	1-5-0 .167	2-9-0 .182

Las Vegas Bowl

1999	Conference	Overall
Boise State#	5-1-0 .833	10-3-0 .769
Idaho	4-2-0 .667	7-4-0 .636
New Mexico State	3-3-0 .500	6-5-0 .545
Arkansas State	3-3-0 .500	4-7-0 .364
Utah State	3-3-0 .500	4-7-0 .364
North Texas	1-5-0 .167	2-9-0 .182

Humanitarian Bowl

2000	Conference	Overall
Boise State#	5-0 1.000	10-2 .833
Utah State	4-1 .800	5-6 .455
Idaho	3-2 .600	5-6 .455
New Mexico State	1-4 .200	3-8 .273
North Texas	1-4 .200	3-8 .273
Arkansas State	1-4 .200	1-10 .091

Crucial.com Humanitarian Bowl

2001	Conference	Overall
North Texas#	5-1 .833	5-7 .417
Middle Tennessee	5-1 .833	8-3 .727
New Mexico State	4-2 .667	5-7 .417
Louisiana	2-4 .333	3-8 .273
Arkansas State	2-4 .333	2-9 .182
ULM	2-4 .333	2-9 .182
Idaho	1-5 .167	1-10 .091

New Orleans Bowl

2002	Conference	Overall
North Texas#	6-0 1.000	8-5 .615
New Mexico State	5-1 .833	7-5 .583
Arkansas State	3-3 .500	6-7 .462
Middle Tennessee	2-4 .333	4-8 .333
ULM	2-4 .333	3-9 .250
Louisiana	2-4 .333	3-9 .250
Idaho	1-5 .167	2-10 .167

New Orleans Bowl

2003	Conference	Overall
North Texas#	7-0 1.000	9-4 .692
Louisiana	4-3 .571	4-8 .333
Middle Tennessee	4-3 .571	4-8 .333
Arkansas State	3-4 .429	5-7 .417
Utah State	3-4 .429	3-9 .250
ULM	3-4 .429	3-9 .250
New Mexico State	2-5 .286	3-9 .250
Idaho	1-6 .143	1-11 .083

New Orleans Bowl



ALL-TIME CONFERENCE STANDINGS

2004	Conference		Overall	
North Texas#	7-0	1.000	7-5	.583
Troy\$	5-2	.714	7-5	.583
New Mexico State	4-3	.571	5-6	.455
ULM	4-3	.571	5-6	.455
Middle Tennessee	4-4	.500	5-6	.455
Arkansas State	3-4	.429	3-8	.273
Louisiana	2-5	.286	4-7	.364
Utah State	2-5	.286	3-8	.273
Idaho	2-5	.286	3-9	.250

New Orleans Bowl

\$ Silicon Valley Football Classic

2005	Conference		Overall	
Arkansas State#	2-2*	.500	2-6*	.250
Louisiana	5-2	.714	6-5	.545
ULM	5-2	.714	5-6	.455
FIU	3-4	.429	5-6	.455
Middle Tennessee	3-4	.429	4-7	.364
Troy	3-4	.429	4-7	.364
Florida Atlantic	2-5	.286	2-9	.182
North Texas	2-5	.286	2-9	.182

New Orleans Bowl

* 4 overall victories, 3 conference victories and the Sun Belt Conference championship later vacated due to NCAA sanctions. Actual on-field record was 6-6 overall and 5-2 in conference.

2006	Conference		Overall	
Troy#	6-1	.857	8-5	.615
Middle Tennessee\$	6-1	.857	7-6	.538
Arkansas State	0-3*	.000	0-6*	.000
Florida Atlantic	4-3	.571	5-7	.417
Louisiana	3-4	.429	6-6	.500
ULM	3-4	.429	4-8	.333
North Texas	2-5	.286	3-9	.250
FIU	0-7	.000	0-12	.000

New Orleans Bowl

\$ Motor City Bowl

* 6 overall victories and 4 conference victories later vacated due to NCAA sanctions. Actual on-field record was 6-6 overall and 4-3 in conference.

2007	Conference		Overall	
Florida Atlantic#	6-1	.857	8-5	.615
Troy	6-1	.857	8-4	.667
ULM	4-3	.571	6-6	.500
Middle Tennessee	4-3	.571	5-7	.417
Arkansas State	3-4	.429	5-7	.417
Louisiana	3-4	.429	3-9	.250
North Texas	1-6	.143	2-10	.167
FIU	1-6	.143	1-11	.083

New Orleans Bowl

2008	Conference		Overall	
Troy#	6-1	.857	8-5	.615
Louisiana	5-2	.714	6-6	.500
Arkansas State	4-3	.571	6-6	.500
Florida Atlantic\$	4-3	.571	7-6	.538
FIU	3-4	.429	5-7	.417
Middle Tennessee	3-4	.429	5-7	.417
ULM	3-4	.429	5-7	.417
North Texas	0-7	.000	1-11	.083

New Orleans Bowl

\$ Motor City Bowl

2009	Conference		Overall	
Troy#	8-0	1.000	9-4	.692
Middle Tennessee\$	7-1	.875	10-3	.769
ULM	5-3	.625	6-6	.500
Florida Atlantic	5-3	.625	5-7	.417
Louisiana	4-4	.500	6-6	.500
Arkansas State	3-5	.375	4-8	.333
FIU	3-5	.375	2-9	.250
North Texas	1-7	.125	2-10	.167
Western Kentucky	0-8	.000	0-12	.000

New Orleans Bowl

\$ GMAC Bowl

2010	Conference		Overall	
Troy#	6-2	.850	8-5	.615
FIU\$	6-2	.750	7-6	.538
Middle Tennessee^	5-3	.625	6-7	.462
ULM	4-4	.500	5-7	.417
Arkansas State	4-4	.500	4-8	.333
Florida Atlantic	3-5	.375	4-8	.333
North Texas	3-5	.375	3-9	.250
Louisiana	3-5	.375	3-9	.250
Western Kentucky	2-6	.250	2-10	.167

New Orleans Bowl

\$ GoDaddy.com Bowl

^ Little Caesars Pizza Bowl

HISTORY



ALL-TIME CONFERENCE STANDINGS

HISTORY

2011	Conference	Overall
Arkansas State\$	8-0 1.000	10-3 .769
Western Kentucky	7-1 .875	7-5 .583
Louisiana#	6-2 .750	9-4 .692
FIU^	5-3 .625	8-5 .615
North Texas	4-4 .500	5-7 .417
ULM	3-5 .375	4-8 .333
Troy	2-6 .250	3-9 .250
Middle Tennessee	1-7 .125	2-10 .167
Florida Atlantic	0-8 .000	1-11 .083

New Orleans Bowl
\$ GoDaddy.com Bowl
^ Beef O'Brady's Bowl

2012	Conference	Overall
Arkansas State\$	7-1 .875	10-3 .769
Louisiana#	6-2 .750	9-4 .692
ULM%	6-2 .750	8-5 .667
Middle Tennessee	6-2 .750	8-4 .667
Western Kentucky^	4-4 .500	7-6 .538
Troy	3-5 .375	5-7 .416
North Texas	3-5 .375	4-8 .333
Florida Atlantic	2-6 .250	3-9 .250
FIU	2-6 .250	3-9 .250
South Alabama	1-7 .125	2-11 .154

New Orleans Bowl
\$ GoDaddy.com Bowl
^ Little Caesar's Pizza Bowl
% Advocate V100 Independence Bowl

2013	Conference	Overall
Arkansas State\$	5-2 .714	8-5 .615
Louisiana#	5-2 .714	9-4 .692
Western Kentucky	4-3 .571	8-4 .667
ULM	4-3 .571	6-6 .500
South Alabama	4-3 .571	6-6 .500
Troy	4-3 .571	6-6 .500
Texas State	2-5 .286	6-6 .500
Georgia State	0-7 .000	0-12 .000

New Orleans Bowl
\$ GoDaddy Bowl

2014	Conference	Overall
Georgia Southern	8-0 1.000	9-3 .750
Louisiana#	7-1 .875	9-4 .692
Appalachian State	6-2 .750	7-5 .583
Arkansas State\$	5-3 .625	7-6 .538
Texas State	5-3 .625	7-5 .583
South Alabama&	5-3 .625	6-7 .462
ULM	3-5 .375	4-8 .333
Troy	3-5 .375	3-9 .250
New Mexico State	1-7 .125	2-10 .167
Idaho	1-7 .125	1-10 .091
Georgia State	0-8 .000	1-11 .083

New Orleans Bowl
\$ GoDaddy.com Bowl
& Raycom Media Camellia Bowl

2015	Conference	Overall
Arkansas State#	8-0 1.000	9-4 .692
Appalachian State&	7-1 .875	11-2 .846
Georgia Southern\$	6-2 .750	9-4 .692
Georgia State@	5-3 .625	6-7 .462
South Alabama	3-5 .375	5-7 .417
Idaho	3-5 .375	4-8 .333
Troy	3-5 .375	4-8 .333
Louisiana	3-5 .375	4-8 .333
New Mexico State	3-5 .375	3-9 .250
Texas State	2-6 .250	3-9 .250
ULM	1-7 .125	2-11 .154

New Orleans Bowl
\$ GoDaddy Bowl
& Raycom Media Camellia Bowl
@ Cure Bowl

2016	Conference	Overall
Arkansas State@	7-1 .875	8-6 .615
Appalachian State&	7-1 .875	10-3 .769
Troy\$	6-2 .750	10-3 .769
Idaho!	6-2 .750	9-4 .692
Louisiana#	5-3 .625	6-7 .462
Georgia Southern	4-4 .500	5-7 .417
ULM	3-5 .375	4-8 .333
South Alabama^	2-6 .250	6-7 .462
Georgia State	2-6 .250	3-9 .250
New Mexico State	2-6 .250	3-9 .250
Texas State	0-8 .000	2-10 .167

New Orleans Bowl
\$ Dollar General Bowl
& Raycom Media Camellia Bowl
@ Cure Bowl
^ NOVA Home Loans Arizona Bowl
! Famous Idaho Potato Bowl



ALL-TIME CONFERENCE STANDINGS

2017	Conference	Overall
Troy#	7-1 .875	11-2 .846
Appalachian State\$	7-1 .875	9-4 .692
Arkansas State&	6-2 .750	7-5 .583
Georgia State@	5-3 .625	7-5 .583
New Mexico State^	4-4 .500	7-6 .538
Louisiana	4-4 .500	5-7 .417
ULM	4-4 .500	4-8 .333
Idaho	3-5 .375	4-8 .333
South Alabama	3-5 .375	4-8 .333
Coastal Carolina	2-6 .250	3-9 .250
Georgia Southern	2-6 .250	2-10 .167
Texas State	1-7 .125	2-10 .167

New Orleans Bowl

\$ Dollar General Bowl

& Raycom Media Camellia Bowl

@ Cure Bowl

^ NOVA Home Loans Arizona Bowl

2018

East Division	Conference	Overall
Appalachian State#	7-1 .875	11-2 .846
Troy\$	7-1 .875	10-3 .769
Georgia Southern&	6-2 .750	10-3 .769
Coastal Carolina	2-6 .250	5-7 .417
Georgia State	1-7 .125	2-10 .167

West Division	Conference	Overall
Louisiana@	5-3 .625	7-7 .500
Arkansas State^	5-3 .625	8-5 .615
ULM	4-4 .500	6-6 .500
South Alabama	2-6 .250	3-9 .250
Texas State	1-7 .125	3-9 .250

New Orleans Bowl

\$ Dollar General Bowl

& Raycom Media Camellia Bowl

@ Cure Bowl

^ NOVA Home Loans Arizona Bowl

2019

East Division	Conference	Overall
Appalachian State#	7-1 .875	13-1 .929
Georgia Southern@	5-3 .625	7-6 .538
Georgia State^	4-4 .500	7-6 .538
Troy	3-5 .375	5-7 .417
Coastal Carolina	2-6 .250	5-7 .417

West Division	Conference	Overall
Louisiana\$	7-1 .875	11-3 .786
Arkansas State&	5-3 .625	8-5 .615
ULM	4-4 .500	5-7 .417
Texas State	2-6 .250	3-9 .250
South Alabama	1-7 .125	2-10 .167

New Orleans Bowl

\$ LendingTree Bowl

& Camellia Bowl

@ Cure Bowl

^ NOVA Home Loans Arizona Bowl

2020

East Division	Conference	Overall
Coastal Carolina@	8-0 1.000	11-1 .917
Appalachian State^	6-2 .750	9-3 .750
Georgia Southern#	4-4 .500	8-5 .615
Georgia State\$	4-4 .500	6-4 .600
Troy	3-4 .429	5-6 .455

West Division	Conference	Overall
Louisiana&	7-1 .875	10-1 .909
South Alabama	3-5 .375	4-7 .364
Arkansas State	2-6 .250	4-7 .364
Texas State	2-6 .250	2-10 .167
ULM	0-7 .000	0-10 .000

New Orleans Bowl

\$ LendingTree Bowl

& ServePro First Responders Bowl

@ Cure Bowl

^ Myrtle Beach Bowl

HISTORY



ALL-TIME CONFERENCE STANDINGS

HISTORY

2021

East Division	Conference	Overall
Appalachian State\$	7-1 .875	10-4 .714
Coastal Carolina@	6-2 .750	11-2 .846
Georgia State&	6-2 .750	8-6 .571
Troy	3-5 .375	5-7 .417
Georgia Southern	2-6 .250	3-8 .273

West Division	Conference	Overall
Louisiana#	8-0 1.000	13-1 .929
Texas State	3-5 .375	4-8 .333
South Alabama	2-6 .250	5-7 .417
ULM	2-6 .250	4-8 .333
Arkansas State	1-7 .125	2-10 .167

\$ RoofClaim.com Boca Raton Bowl

@ Cure Bowl

& TaxAct Camellia Bowl

New Orleans Bowl

2022

East Division	Conference	Overall
Coastal Carolina!	6-2 .750	9-4 .692
James Madison	6-2 .750	8-3 .727
Marshall&	5-3 .625	9-4 .692
Appalachian State	3-5 .375	6-6 .500
Georgia Southern^	3-5 .375	6-7 .462
Georgia State	3-5 .375	4-8 .333
Old Dominion	2-6 .250	3-9 .250

West Division	Conference	Overall
Troy\$	7-1 .875	12-2 .857
South Alabama#	7-1 .875	10-3 .769
Louisiana*	4-4 .500	6-7 .462
Southern Miss@	4-4 .500	7-6 .538
ULM	3-5 .375	4-8 .333
Texas State	2-6 .250	4-8 .333
Arkansas State	1-7 .125	3-9 .250

\$ Duluth Trading Cure Bowl

@ LendingTree Bowl

& Myrtle Beach Bowl

R+L Carriers New Orleans Bowl

* Radianc Technologies Independence Bowl

^ Camellia Bowl

! TicketSmarter Birmingham Bowl

2023

East Division	Conference	Overall
James Madison@	7-1 .875	11-2 .846
App State\$	6-2 .750	9-5 .643
Coastal Carolina!	5-3 .625	8-5 .615
Old Dominion~	5-3 .625	6-7 .462
Georgia State!!	3-5 .375	7-6 .538
Georgia Southern&	3-5 .375	6-7 .462
Marshall**	3-5 .375	6-7 .462

West Division	Conference	Overall
Troy^^	7-1 .875	11-3 .786
Texas State~~	4-4 .500	8-5 .615
South Alabama*	4-4 .500	7-6 .538
Arkansas State^	4-4 .500	6-7 .462
Louisiana#	3-5 .375	6-7 .462
Southern Miss	2-6 .250	3-9 .250
ULM	0-8 .000	2-10 .167

\$ Mexico Cure Bowl

@ Lockheed Martin Armed Forces Bowl

& Myrtle Beach Bowl

R+L Carriers New Orleans Bowl

* 68 Ventures Bowl

^ Camellia Bowl

! EasyPost Hawai'i Bowl

~ Famous Toastery Bowl

** Scooter's Coffee Frisco Bowl

^^ 76 Birmingham Bowl

!! Famous Idaho Potato Bowl

~~ SERVPRO First Responder Bowl



ALL-TIME LETTERMEN

A

ABELS, Carlton	1948
ABBY, Zelos	2003, 2004
ABSTON, Carver	1976-78
ACCORD, Larry	1948
ACKLIN, L.J.	1938
ADAMS, Bill	1935-36
ADAMS, Buddy	1975-77
ADAMS, Jonathan	1998-2001
ADAMS JR., Jonathan	2017-20
ADAMS, LeUndo	2003
ADAMS, Marcus	2009
ADAMS, Michael	2008-09
ADAMS, Mike	1985-86
ADAMS, Tony	2017, 2019
ADAMS, Tye	1941
ADKINS, James	1945-46
AGAPOS, Andrew	2022-23
AHOIA, Tukua	2018-20
AJIGBEDA, Segun	1997-2000
ALBRIGHT, LaAngelo	2010-13
ALEXANDER, Charles	2014
ALEXANDER, Elery	2019-21
ALEXANDER, Lavell	1996-97
ALEXANDER, Mike	2001-02
ALEXANDER, Rodney	1991-92
ALLAN, Walter	1936
ALLCORN, Jason	1996-98
ALLEN, Brian	1990-91
ALLEN, Chuck	2001-02
ALLEN, Eric	2009-12
ALLEN, Rodney	1995, 1997
ALLEN, Ronnie A.	1950-52
ALLEN, Ronnie G.	1962
ALLEN, Will	1984
ALLEY, Jacob	1978
ALLISON, John	2001-02
ALLISON, Johnny	1968
ALLISON, Tim	1978-81
ALLSOPP, W.C.	1913-15
ALSTON, Brian	2023
ALTON, Lloyd	1951
ALVARES, Daniel	1996-97
ALVIN, Duane	1998-99
AMBROSE, Cameron	2023
AMOS, Giles	2020
ANCELL, Vincent	1971-73
ANDERSON, Brian	2012
ANDERSON, Geoffrey	2013
ANDERSON, Myron	2002-05

ANDREWS, Bob	1950
ANTHONY, J.C.	1955-56
APLIN, Ryan	2009-12
APPLEBY, Bob	1946, 1948
ARANT, Jerry	1957-60
ARAUCO, Josh	2006-09
ARMBRUST, Ken	1978-81
ARMENIO, Joe	1952-55
ARMENT, Bill	1949-52
ARMSTRONG, Tyrone	1999-2000
ARNOLD, Darrell	1955-56
ARNOLD, Gilbert	1958-61
ARNOLD, Reggie	2006-09
ARRITT, Frank	2001-03
ATCHLEY, Tim	1980
ATNIP, Jacob	2017-19
AUFDERHEIDE, Mark	1973
AUSTIN, Derrick	1993-95
AUSTIN, Kirby	1980-81
AUSTIN, Pel	1947, 1949
AUSTIN, Sam	1958-59
AUSTIN, Shederick	2009
AYERS, TW	2019-22
AZUBUIKE, Isaiah	2019-20

B

BABER, L.C.	1922
BACCHUS, Joseph	2015-16
BAILEY, Billy Joe	1963-65
BAILEY, Gerald	1986-87
BAILEY, Michael	1998-99
BAILEY, Robert	1998
BAINE, Cecil	1923-24
BAKER, Darrell	1993, 1995-96
BAKER, Eugene	1941
BAKER, Scott	1991-92
BALLEW, Richard	1940, 1945
BALTENSPERGER, Matt	2010
BANKS, King	2011
BARANKA, Frank	1951
BARBOUR, Earl	1949-50
BARFIELD, Cleveland	1969-72
BARFIELD, Curtis	2000-03
BARLOW, Bob	1969-70
BARNES, Fredrick	1983-86
BARNES, Hugh	1954
BARNETT, Don	1978
BARNETT, Fred	1986-89
BARNETT, Vincent	1985-86
BARNHILL, Brock	2012-14
BARNHILL, Randy	1984-86



ALL-TIME LETTERMEN

HISTORY

BARROW, Fred	1988-89	BLALACK, Kearney	1970-72
BASER, Rubal	1945	BLANCHETT, Denishio	1996-99
BASSET, Flunney	1935	BLAND, Micah	2023
BATES, Graham	2008-11	BLOCK, Doug	1983-86
BAYER, Jacob	2023	BLOHOWIAK, Jeremy	1993-94
BAYLESS, Omar	2016-19	BLUE, Bob	1947
BEALE, A.J.	2023	BOATRIGHT, Bo	1998
BEALL, Billy	1941	BODENSTEIN, Travis	2013-14
BEAN, Derrick	2018-21	BOENINGHAUSEN, Art	1972
BEASLEY, Erven	1980-83	BOGAN, Raymon	1929, 1933
BEARDEN, John	1948-49	BOLDEN, Dennis	1975-76
BEASON, Michael	1990-93	BOLDT, Ed	1949-52
BEAVERS, Linton	1992-93, 1995	BOLTON, Brad	1989
BECK, Brice	2008	BOLTON, Everett	1939-40, 1946-47
BECKINGER, William	1951-52	BONDS, Andre	1992-93
BEGEAL, Wyatt	2022-23	BONDS, Curtis	2004-07
BEHNEN, Henry	1969-70	BONE, Rick	1969-71
BELGASD, Harry	1933	BONNER, Caleb	2017-21
BELL, Jhamahl	2015	BONNER, Dee	1948-50
BELL, Sammy	1992-93	BONNER, Lanard	2017-18
BELLVILLE, Kelly	1923-24	BONNER, Larry	1973
BENNETT, Jason	1993-95	BONNER, Logan	2017-20
BENNETT, Ken	1967-69	BOOKER, Christian	2016-17
BENNETT, Kivon	2021-22	BOONE, Andy	1987
BENNETT, Marty	1982-83	BOUNDS, Neil	2001
BENNETT, Paul	1985	BOONE, Frederick	1989, 1991
BENSON, George	1915-17	BOUTWELL, Lloyd	1965
BENSON, Luke	1923-25	BOWENS, Corey	1996-97
BENSON, Russell	1917, 1920-21	BOWENS, Hanis	1999-2000
BENTLEY, Alfred	1959-60	BOWERS, Billy	1981-84
BERG, Brandon	2015-16	BOWERS, Den	1956-57
BERGEY, Bill	1965-68	BOWERS, Joe	1951
BERNARD, Bill	1911	BOWLING, Brandon	2019-20
BERRY, Bill	1961-64	BOYD, Fred	2013
BERRY, Bryant	2000-03	BOYD, Jason	2002-03
BERTA, Michael	1962-65	BOYD, Jordan	1981-82
BESHEARS, Donnie	1968-71	BOYD, William	2012-14
BEVILL, Mike	1976	BRACEY, Shermar	2003-05
BILLINGS, James	1956-58	BRADLEY, Gene	1976-79
BINGHAM, Ronheen	2017-18	BRADLEY, Jon	2000-03
BIRDWELL, Patrick	1997-98	BRADLEY-KING, William	2017-19
BIRDWELL, Justin	1996	BRAMLETT, Charles	1954-56
BIRSE, Cameron	2014-15	BRANCH, Jim Bob	1988
BISHOP, O. Lee	1941	BRAUN, Tobias	2023
BLACKFORD, Joel	1920-21	BRAZILE, Kevin	1995-98
BLACKMAN, James	2021-22	BRECKENRIDGE, John	1935-37
BLACKMON, Dexter	2012-14	BREWER, Dennis	1975
BLACKWELL, Denzel	2021, 2023	BRITTINGHAM, Steve	1998
BLAGG, Tom	1952-53, 1955	BRITTON, Joe	2022
BLAKE, Jeff	2007-10	BROADY, Bryant	1992
BLAKE, Lyvell	1988-89	BROCKMAN, Brandon	2015-16



ALL-TIME LETTERMEN

BROOKS, Mike	2001-04
BRONSON, VJ	2022
BROWN, Andre	1997
BROWN, Cody	2004-05
BROWN, Cody	2015-16
BROWN, Darveon	2016-19
BROWN, Dave	1975
BROWN, Dwane	1984-87
BROWN, Elroy	1980-83
BROWN, Elroy	2008-11
BROWN, Evers	1989-90
BROWN, J.B.	2020
BROWN, James	1988-89
BROWN, Jeffmario	2018-21
BROWN, Lewis	1982, 1984-85
BROWN, Marcus	2006, 2008-09
BROWN, Marvis	2017-18
BROWN, Preston	2007
BROWN, Ray	1983-85
BROWN, Scott	1991, 1993
BRUMFIELD, Nick	1999-2000
BRYANT, Steve	1970-72
BRYANT, Tennel	2023
BUCHANAN, Toler	1934
BUCKLEY, Cedric	1991-92
BUCKLEY, Dan	1966-69
BUCKLEY, Darius	2012-14
BUDAK, Mike	1982-85
BUFORD, George	1915-17
BULLARD, Jack	2020-23
BULLARD, Kendrick	1990-92
BUMGARDNER, George	1915
BURDICK, Sean	1996, 1998
BURGESS, Douglas	1959
BURK, Emmett	1938
BURK, T.J.	2008-09
BURKE, Jonathan	2002-03
BURKS, Steve	1971-74
BURNETT, Johnie	1927-29
BURNS, Denny	1966-67
BURNS, Jack	1959-62
BURNS, Joe	1911
BURNS, Khayyam	2004-07
BURNS Jr., DeAndra	2023
BURTON, Gary	1981-84
BURTON, Manuel	2002-05
BUSBY, Ivan	1936-38
BUTLER, Hal	1977-78
BUTLER, Mehki	2023
BUTTERFIELD, Phillip	2010-13
BUTTRY, Altus	1931-33

BYNER, Brandon	2014-16, 2018
BYRD, Najel	2009-11
BYRD, Oscar	1924-27

C

CAFFEY, Ken	1990-91
CAGE, CJ	2022
CALDWELL, Bill	1957-59
CALDWELL, Jeff	1993-96
CALDWELL, Maxie	1968
CALDWELL, Steve	1976-77
CALDWELL, Tancil	1938-39
CALLAHAN, Carter	2010
CALLAHAN, Harold	1939-40
CAMERON, Allen	1951-52
CAMPBELL, Jacob	2010-13
CAMP, Anthony	2002-03
CANALE, Thomas	1994
CANTER, John	1929, 1934
CANTRELL, Hugh	1929-30
CANTRELL, Travis	1972-75
CAPLINGER, Bryan	1963-66
CARBONELL, Javier	2016-19
CARD, Jason	2012-13
CARMACK, Glynn	1956-57
CARMOUCHE, Jordan	2022
CARPENTER, Dale	1991, 1993
CARPENTER, Terry	1973
CARR, Johnnie	1969-71
CARRETERS, Ryan	2010-13
CARRINGTON, Alex	2006-09
CARSON, Steve	1984
CARTER, Bill	1932-33
CARTER, Curtis	2016-17
CARTER, Doug	2004
CARTHON, Maurice	1979-82
CASEY, Pat	1968
CASTILAW, Tom	2008-11
CASTON, Caleb	2014-17
CASTOR, Jerry	1976-79
CATES, Mark	1970-73
CATLIN, Vernon	2007-08
CATRETT, Orin	2005
CAYETANO, AJ	2017
CHAMBER, Paul	1934-36
CHAMBERS, Tajhea	2016, 2018-19
CHAMBERS, Tyler	2006
CHANDLER, Hank	1976-78
CHANDLER, Jarrod	2015-18
CHANDLER, Joe	1980-81
CHAPMAN, I.J.	1983-84

HISTORY



ALL-TIME LETTERMEN

HISTORY

CHATMAN, DJ	2019	COOPER, Floyd	1920-21
CHAVIS, Terrence	2002-04	COOPER, Jordan	2009
CHISM, Chester	1980-81	COOPER, Raymond	1989
CHISM, John	1987-90	COOPER, Tim	1978
CHRISTAL, Mike	1966	COPE, Wayne	1992-93
CHUMLER	1923	COPELAND, Austin	2014-15
CHUNN, George	1962	CORCORAN, Ed	1949-51
CIARAMITARO, Brandon	2007-08	COTHERN, Bill	1928-29
CISSELL, Howard	1954-57	COTTENGIM, Seth	2017-20
CLACK, Coltin	2020	COTTON, Kishan	1997-00
CLARK, Bill	1948	COUCH, Alastair	1994, 1997
CLARK, Jemar	2013-16	COVINGTON, Andre	2001
CLARK, Mike	2003	COVINGTON, Johnny	1992-95
CLARK, Spurgeon	1911	COVINGTON, Vernon	1931-32
CLARK, Tommy	1963-65	COX, Billy Joe	1960-61
CLAY, Curtis	1978-81	COX, Brandon	2014
CLAYTON, David	2020-21	COX, Keith	1977-78
CLEARY, Cornelius	1996-97	COX, Kelvin	2003-06
CLEMENTS, Taylor	2008-09	COX, Mike	2002-03
CLEMONS, Bobby	1984	CRADER, Chad	1998
CLEMONS, Mark	2007-08	CRAIG, Harry	1923
CLEVE, Gary	1967-70	CRANE, Gary	1967-68
CLIFTON, David	1963-65	CRAWFORD, Carter Ray	1984-85
CLIFTON, Justin	2015-18	CRAWFORD, KeyRon	2022-23
CLINARD, Chris	2013	CRIDER, Heath	1989
CLINE, Michael	1983-85	CRISP, Hugh	1974-77
COATS, Carson	2017-18	CRITTENDEN, Bruce	1971
COBB, Chauncy	2023	CROCKER, Brandon	2001-02
COCHRAN, Ralph	1922	CROCKER, Wayne	1968-69
COCKRELL, Sean	1996-98	CROCKETT, Matt	2001
COFFEE, John	1958-60	CROCKETT, Stacy	1991-94
COLE, B.F.	1923	CROOK, Charles	1982
COLEMAN, Andre	1989-90, 1992	CRONE, Ernie	1949-50
COLEMAN, Charles	1946	CROSS, Doyle	1972-75
COLEMAN, KaRon	2020, 2022	CROSS, Ja'Quez	2022-23
COLEMAN, Kyle	2011-13	CROSSLEY, John	1999-2000, 2002
COLEMAN, Mel	1973	CROSSLEY, Terry	1986
COLLIER, Bill	1960	CRUMP, Clarence	1920
COLLIER, Chris	1988-90	CULP, Tommy	1934-35
COLLIER, Roy	1991-92	CULPEPPER, Ray	1976-79
COLLINS, John	1930	CUNNINGHAM, George	1934-35
COLLINS, Kelsey	2011-13	CUNNINGHAM, Jalen	2023
COLLINS, Richard	1924	CUNNINGHAM, Leon	1994-95
COMBS, Jack	2021	CURRY, Clyde	2023
CONNOR, Emerson	1913	CURRY, Josh	2017
COOK, Butch	1976-77		
COOK, Danny	1976-79	D	
COOLEY, Reginald	1998-99	DAILEY, Jaxon	2022-23
COOLEY, Will Roy	1960	DALEY, Foot	1987-88
COOPER, Anwar	1997-2000	DALAS, Billy	1946
COOPER, David	1982-83	DANIELS, Bill	1951-53



ALL-TIME LETTERMEN

DANIELS, Kendrick	2013
DANIELS, Kenneth	1934
DANNER, Lem	1922-23, 1925
DARBY, Jake	1961-63
DARBY, Perry	1987-88
DAVENPORT, Mark	1995
DAVIDSON, Bill	1954-56
DAVIDSON, Billy	1977-78
DAVIS, Brad	1991-94
DAVIS, Brad	1996
DAVIS, Brian	2010-13
DAVIS, Buddy	1941
DAVIS, Cameron	2016-18
DAVIS, Demario	2008-11
DAVIS, Desmond	1997
DAVIS, Joey	1975-76
DAVIS, Kailon	2019-20
DAVIS, Lewis	1988-89
DAVIS, Maci	1999-2000
DAVIS, Michael	1983-86
DAVIS, Roy	1955-56
DAVIS, Tommy	1958-59
DAVIS, Walker	2023
DAVIS, Zach	2012
DAY, Chet	1977-78
DAYTON, Putzer	1987, 1989
DEAN, Carederious	2014
DEAN, Derek	1988-90
DEJOHNETTE, Levi	2004-07
DELAP, Charlie	1982
DeMAINE, Don	1967-68
DEMMONS, Avery	2020
DENBOY, Darrin	1994
DENISON, Blake	1990-93
DENT, Brad	1982-85
DESHAZOR, Leroy	2020
DETRICK, Hal	1939-40
DEW, Ben	1996
DIAZ, Kevin	2023
DICKEY, John	1946-47
DICKSON, DeSoto	1992, 1994
DILLON, Edgar	1925-27
DINGES, Jim	1951
DITSLER, Don	1940
DIXON, Dick	1972-75
DIXON, Russell	1927
DOANE, Keith	1947-49
DOBBS, Doug	1976-79
DOCKERY, Cord	1990-91, 1993
DOLLARHIDE, Jack	1990-92
DONHAM, Charlie	1973-76

DONKOR, Aaron	2019
DORTON, Wayne	1968-71
DOSS, Taylon	2020-23
DOUGLAS, Marlon	2007
DOUTHIT, Chet	1969-70
DOWNING, Mike	1975-76
DOWNS, Robert	1931-32
DOWNS, Rodney	1967-69
DRAPER, Amos	2010-13
DREHER, Ferdinand	1928-29
DRISCOLL, Josh	2001-02
DROKE, J.C.	1952
DUCKING, Travis	1997-2000
DUMAS, Clyde	1982-83
DUNAWAY, Darius	2010-13
DUNBAR, Terrence	2003
DUNCAN, Jason	2005
DUNCAN, Jesse	1998, 2000-02
DUNN, Donald	1954, 1956
DUNN, Kevin	1979-82
DUNNICK, Byron	1981-84
DUNSTON, Don	1960-62
DUREN, Joe	1971-74
DUTTON, Justin	2018-21
DYSON, Dikki	1977-78
DYSON, Raymond	1988

E

EADS, Britt	1990-91
EALY, Reagan	2021-23
EARWOOD, Bobby	1975-78
EASLEY, Chris	2003, 2005, 2007
EASLEY, Earl	1984, 1986-88
EAST, Stephen	1983-85
ECHOLS, Les	2000-03
ECHOLS-LUPER, Cam	2016
EDMONDS, B.J.	2016-19
EDWARDS, Chester	1924
EDWARDS, Darron	2010-11
EDWARDS, Don	1988-89
EDWARDS, Josh	2020-21
EDWARDS, Kendrick	2017-18
EICHENBERGER, Zach	2005-08
EICKMEYER, Ray	1950-53
ELDER, Raymond	2014
ELGIN, Andrew	1984-86
ELK, Jim	1959
ELLINGTON, Grayson	1929
ELLIOTT, Gary	1966, 1968
ELLIOTT, Troy	2016-17
ELLIS, Elias	2005-06



ALL-TIME LETTERMEN

HISTORY

ELLIS-BREWER, Trent	2016-19
ELLISON, Aidan	2022-23
ELMORE, Larry	1972-74
EMFINGER, Nick	2006
EMMONS, Carlos	1992-95
EMORY, Dajon	2017-18
EOFF, Homer	1955
ERVIN, Bill	1957
ESCOBAR, Frank	1996
ESKERIDGE, Bill	1945
ETIENNE, Websley	2022-23
ETU, Sifa	2009-10
EUSTACE, Ryan	2014-16
EVANS, Brian	2009
EVANS, Chad	1997-98
EVANS, John	1911
EVERETT, Gary	1961, 1963-64
EVERETT, Jack	1960-61
EVERETT, Mike	1966-69
EVERETT, Reggie	2001-03
F	
FAMIGLIETTI, Dick	1962, 1964
FARELLA, Frank	1954-57
FARLEY, Frank	1911
FEARS, Joe	1988-89
FEEMSTER, Darryl	2010-11
FEAGANS, Antwon	2020-21
FENDER, Vana	1924
FERRALASCO, Robert	1946
FERGUSON, James	1928-29
FERGUSON, Luke	2012-15
FICKLIN, Booker	2020-21
FIELDS, Jeff	1989-90
FILES, Cliff	1985
FINLEY, Bill	1945
FISHBACK, Rick	1981-82
FISHER, Roger	1937
FISHER, Walter	1969-70
FITCH, Curtis	1992
FLAGG, Brian	2004-05, 2007-08
FLANAGAN, Tom	1968-70
FLEMING, R.J.	2010-13
FLEMINGS, Champ	2022
FLETCHER, Antonio	2018-21
FLETCHER, John	1917
FLEWELLEN, Christian	2013
FLOWERS, Dennard	2022-23
FLYNN, James	1971-74
FOGLE, Roy	1949-50
FOLSON-HILL, Schan	1989

FONCHAM, Damon	2016-19
FONTENOT, Jamal	2016-17
FORD, Dalton	2016-17
FORD, Grady	1925
FOREMAN, Jeff	2019-23
FORREST, Dennis	1986-89
FOSTER, Scott	1970-72
FOULKS, Tommy	1974-77
FOWLER, Farron	2003-04
FRAMPTON, Dwayne	2010-11
FRANCIS, Cazzy	1984-86
FRAZIER, Roland	1913
FREDRICK, Charlie	1984-87
FREEMAN, Tarsh	1992-95
FREEMAN, Zoe	1993-95
FRENCH, Carroll	1922, 1925-27
FRETS, Lynn	1936
FRISELLA, Scott	1992
FROHBIETER, Todd	1995-97
FULLER, Terrance	1998-2001
FUTRELL, Cory	1997

G

GALINDO, Kevin	2011-12
GALLAGHER, Ben	2015-17
GAMBILL, Billy	1946
GAMBLE, Jamari	2018-19
GAMLIN, Stefan	1994-95
GANDY, John	2012-13
GANKIEWICZ, Steve	1965-67
GARDNER, Detois	1992
GARDNER, Price	1980-83
GARNER, Don	1951, 1956
GARNER, John	1991
GARRETT, Cyril	1939
GARRETT, Jemale	2007-08
GARRIS, Pete	1965-68
GARRISON, Danny	1975-78
GARTMAN, Bruce	1980-82
GASKIN, Charles	2014
GASTON, Adam	2007-10
GASTON, Bobby	1983-84
GATLIN, Jim	1970-71
GATTO, Nick	1999-2000
GAUTHREAU, Bryan	2001-04
GEATHERS, Thurman	2021-23
GEBERT, Ralph	1949-52
GENTRY, Bob	1970
GERICKE, Dean	2010
GERMANY, Reginald	1951
GERRING, Russ	1947



ALL-TIME LETTERMEN

GIBBS, Charles 1956-57
 GIBBS, Hugh 1959
 GIBBS, Steven 2001-04
 GIBSON, Bill 1945
 GIBSON, Jefferie 2017-18
 GIBSON, Jeremy 2008-11
 GIBSON, Mark 1991-92
 GIDDENS, Bryce 2012-13
 GILBOW, Paul 1978-81
 GILL, Page 2006, 2008
 GILLOTT, Trevor 2006-09
 GINDER, Bobby 1997-99
 GIRLEY, Charleston 2012-15
 GLASGOW, Doyne 1941
 GLEGHORN, Mike 1983
 GLENN, Dwaine 1965-67
 GLOVER, Darius 2007-10
 GLOVER, George 1936
 GOAD, Byron 1923-26
 GODDARD, Steve 1968-70
 GOLDBERT, Milford 1951-53
 GOLDEN, Randy 1972, 1974-75
 GOLLEHER, Mitch 1973
 GOOCH, Jim 1934-36
 GOODMAN, Jack 1960-61
 GOODMAN, Joe 1970
 GOODSON, R.W. 1958
 GORDAN, Michael 2012-15
 GORE, Clinton 1961-62
 GORE, Stacy 1983-85
 GOSS, Elbert 1933
 GRACE, Cody 2017-19
 GRACE, LeKeith 2002-03
 GRAFF, Bill 1972-75
 GRAHAM, John 1957-58
 GRAHAM, Ryan 2019-20
 GRAHAM, Sam 2022-23
 GRAHAM, William 1991
 GRANATA, Tom 1975-77
 GRANDBERRY, William 2001
 GRANT, Charles 2014-15
 GRANT, Corey 1992
 GRANT, Larry 1992-93
 GRANT, Noah 2023
 GRASSMYER, Leon 1954-57
 GRAVES, Marvin 1931-33
 GRAY, Bob 1955-58
 GREEN, Bruce 1938-39
 GREEN, Dahu 2018-21
 GREEN, Detravion 2018-21
 GREEN, Gary 1976

GREEN, Julian 2009, 2011
 GREEN, Reggie 2003-06
 GREEN, Sam 1948-49
 GREENE, Byron 1986
 GREENE, DARRELL 1988
 GREENLEAF, Dedrick 1994
 GREENWALD, Carl 1948-49, 1951
 GREIL, Brandon 2023
 GREVE, Tyler 2011-14
 GRIDER, William 1954
 GRIFFIN, Derrick 1979-80
 GRIFFIN, Jimbo 1989-92
 GRIFFIN, Joe 1976-78
 GREGORY, Bill 1955
 GRIGSBY, Zach 2002-03
 GRISHAM, Mark 1983
 GRISWOLD, Darion 2012-15
 GROSSE, Vernon 1950-51
 GRUPE, Blake 2018-21
 GUICE, Rex 1951
 GULLEY, Timothy 2023
 GUNN, David 1959-61
 GWIN, Terry 1965-66

H

HAGAMAN, Marvin 1959-61
 HAIGH, John 1925
 HAIGLER, Marshall 1992
 HAINES, Magnus 2023
 HALE, Mitchell 1962-63
 HALES, Steve 1979-82
 HALEY, Eric 1988-89
 HALL, Bryan 2007-10
 HALL, C.O. 1934-35
 HALL, Hamilton 2023
 HALL, Rodrick 2010-11
 HAMILTON, James 1968-71
 HAMILTON, Mark 2000
 HAMLET, P.L. 1949
 HAMMONS, Foy 1913-15, 1919
 HAMPTON, Anthony 1992
 HAMPTON, Bill 1941
 HAMPTON, Ed 2002-05
 HAMPTON, Terry 2018-21
 HANEY, Andy 1971-74
 HANGER, Jim 1963
 HANKINS, Gary 1965-67
 HANSCHEN, Steve 1976, 1978-79
 HANSEN, Justice 2016-18
 HANSON, Ryan 2020-22
 HARB, Burt 1913-14, 1916

HISTORY



ALL-TIME LETTERMEN

HISTORY

HARDEN, Darrell	2022	HEAD, DuRan	1993
HARDIMAN, Tim	2022-23	HEADLEY, Keith	1998-2002
HARDIN, Millard	1935-36	HEARD, Hillery	1924-25
HARDY, Greg	2006-09	HEARD, Tibbs	1926, 1928-29
HARKLESS, Larry	1975, 1977	HEATH, Eddie	1934-36
HARLAN, Woody	1956	HEATH, Huel	1963
HARMS, Keith	1985-87	HEATH, Quanterio	2013-16
HARP, Waldell	1997	HEATH, Wayne	2001
HARPER, Dave	1971	HEERN, Howard	1939
HARRELL, Calvin	1968-71	HENAULT, Andy	1998-99
HARRELL, Stacy	1991-94	HENDERSON, Jerime	2004-06
HARRELL, Tres	1997	HENDERSON, Lucious	2009-10
HARRIS JR., Andre	2018-19, 2021	HENDERSON, Russ	1980-81
HARRIS, Anthony	2005-08	HENDERSON, Victor	1997-99
HARRIS, CJ	2020-21	HENDRICK, Bob	1972, 1974
HARRIS, Darren	1988-89	HENDRIX, Bill	1930-33
HARRIS, Ed	1971	HENDRIX, Hayden	1991
HARRIS, Henry	1979-82	HENRY, Sevastin	1992
HARRIS, Jaden	2018, 2020-22	HERRING-WILSON, Tahj	2020
HARRIS, James	1978-79	HENSON, Brandon	2005-06
HARRIS, Justin	2020	HERMAN, Alex	1978-79
HARRIS, Kenneth	2020-22	HERROLD, NATHAN	2009-12
HARRIS, Kyle	2014-15	HERVEY, Fred	2020-21
HARRIS, Larry	1988-91	HEWITT, TRAVIS	2005-08
HARRIS, LeMarcus	1997-99	HEYWARD, Burgess	1974
HARRIS, Leroy	1975-76	HEYWOOD, Fred	1925
HARRIS, Maurice	1992-96	HICKENBOTHAM, James	1999-2002
HARRIS, TJ	2016-18	HICKMAN, Prince	2004-07
HARRIS, Willie	1973-74	HICKS, Brian	2003-04
HARRISON, Bill	1963-65	HIETT, Dick	1921-22
HARRISON, Montis	2004-07	HIGGINS, Patrick	2004-06
HART, Jamaris	2014-15	HIGHT, Howard	1945
HARTMAN, Herman	1998	HILBURN, Dick	1954-56
HARVEY, Klint	2017-19	HILL, Don	1931-32
HASSLER, Ethan	2021-23	HILL, Greg	1972
HATCHER, Layne	2019-21	HILL, Harvey Lee	1953
HATFIELD, Jim	1980	HILL, Jonah	2014-17
HAUNGA, Steven	2012-13	HILL, Katon	2017
HAWES, Javan	2020	HILL, Stewe	1989-90
HAWKINS, Cedric	2023	HILLERS, Ron	1986-87
HAWKINS, Jackie	2009	HILLS, Adrian	2010-11
HAWKINS, Joe	1952	HILTON, Drew	2007-10
HAWKINS, Zion	2020	HINES, David	1972-75
HAWLEY, William G.	1931-32	HINRICHS, Charles	1966-69
HAWTHORNE, Rodney	1994-95	HINRICHS, Mike	1966-67, 1973-74
HAYDEN, Lewis	1946-47	HINSON, Clingman	1928-30
HAYES, Akeem	2021	HINSON, Jim	1947
HAYES, Rocky	2012-15	HINTON, Gary	1979-80
HAYES, Seth	2020	HISSAM, Jonathan	2006-07
HAYNES, Fred	1979-80	HOBBS, Roland	1954
HAZEL, Gene	1948-49	HODGES, Justin	2023



ALL-TIME LETTERMEN

HODGES, Ted	1927-29
HOEFLINGER, Jon	2005-06
HOFFMAN, Eddie	1938
HOGAN, Chris	2000-03
HOGAN, Stephen	2012-14
HOGUE, Bobby	1959-60
HOLIFIELD, Darrell	1978-80
HOLMES, Robert	2021-22
HOLT, Boyce	1952
HOLLAND, James	1945, 1947, 1949
HOLLIGAN, Tyson	2009
HOLLIMON, Joe	1971-74
HOLLINGSWORTH, R.W.	1959
HOLLINGSWORTH, Terrance	2014-15
HOLLINS, Devin	2004-05
HOLMES, Gary	1978-79
HOLMES, Tausean	2009-12
HOOD, DeAubry	2023
HOOPER, Andy	1963
HORST, Jarrett	2019-20
HORTON, Kevin	1996-98
HORTON, Melvin	1987-88
HORTON, Todd	1985-88
HOUSTON, Marvin	1987-88
HOUSTON, JD	2015-16
HOUSTON, Tres	2013-15
HOWARD, Amir	2019-20
HOWARD, Christian	2017
HOWARD, Tom	1967
HOWINGTON, Dock	2015
HOZ, Christian	2020-22
HUBNER, Mike	1974, 1976
HUDSON, Dale	1946-48
HUDSON, Marcus	2015
HUDSON, Wayne	1985-88
HUFFMAN, Mike	1961
HUGHEY, Frank	1927-30
HUMES, Chris	2012-13, 2015-16
HUMPHREYS, T.J.	1973-76
HUNT, Lee	1990-92
HUNT, Marc	1990, 1992
HUNT, Te'Vailance	2021-22
HUNTER, Dave	1950
HUNTER, Money	2013-16
HURT, Gary	1997-98
I	
INGLE, David	1989
INGRAM, Kenny	1989-92
ISAAC, Javonis	2017-20
IWUCHUKWU, Noel	2019-20

J	
JACKSON, Anthony	2006-08
JACKSON, Colton	2013-16
JACKSON, Courtney	2023
JACKSON, Darreon	2017-19
JACKSON, Gary	1993-96
JACKSON, Frankie	2011-14
JACKSON, Jamal	2020
JACKSON, Julius	2003
JACKSON, Shervarius	2011-12
JACKSON, Tony	1977
JACKSON, Wally	1951
JACOBS, Elliot	2001-03
JACOBS, Jerry	2018-19
JACOBS, Ryan	2012-14
JAMES, Chris	2005-06
JAMES, Jamarrow	2004-06
JAMES, John Ed	1935-36
JAMES, Roy	1993-94
JANSEN, Steve	1970
JARBOE, Josh	2011-12
JARVIS, Jackson	2020
JEFFERSON, Marcel	1991-93
JEFFERY, Cam	2021-23
JEFFRESS, Maurice	1946-48
JEFFRIES, Ian	2023
JEFFRIES, O.	1913
JEFFRIES, Wade	1913-15
JEMISON, Rickey	1983-86
JENKINS, Daverrick	2022
JENKINS, Tanner	2003-06
JENNINGS, M.D.	2007-10
JESSEN, Bill	1940
JESSUP, Chase	2022
JOHNSON, Al	1987-90
JOHNSON, Avery	2016-17
JOHNSON, Bert	1928-30
JOHNSON, Bill	1979-80, 1982
JOHNSON, Charles	1945
JOHNSON, Charles	2003
JOHNSON, Chase	2017
JOHNSON, Clevon	1979
JOHNSON, Craig	1969-72
JOHNSON, David	2005-08
JOHNSON, Derek	2010
JOHNSON, Ernest	1945
JOHNSON, Garry	1999-2002
JOHNSON, Harry	1924-25
JOHNSON, Jack	1948-49
JOHNSON, James	2004-05

HISTORY



ALL-TIME LETTERMEN

HISTORY

JOHNSON, Jesse	1946, 1948, 1954-55
JOHNSON, Lawrence	1985
JOHNSON, Lennie	1995-98
JOHNSON, Lenny	2000
JOHNSON, Mark	2014, 2016-17
JOHNSON, Michael	2017-18
JOHNSON, Nikita	1985
JOHNSON, Robert	1941
JOHNSON, Roy	1988-91
JOHNSON, S.T.	1946-48
JOHNSON, Samy	2019-23
JOHNSON, Thomas	1978-81
JOHNSON, Tom	1968-71
JOHNSON, Tyrell	2004-07
JOHNSON, Varon	1979
JOHNSTON, David	1937
JOINER, Brandon	2010-11
JONES, Adam	2021-23
JONES, Allen	1945
JONES, Cameron	1994
JONES, Chris	2000-02, 2004
JONES, Don	2009, 2011-12
JONES, Garrick	1998-2000
JONES, Greg	1986-87
JONES, Jamal	2016-20
JONES, Jevon	2018
JONES, Joe	1999-2000
JONES, Joseph	1999
JONES, Julian	2010-13
JONES, Ken	1972-75
JONES, Kevin	2005-08
JONES, Kimani	2002-03
JONES, Kyle	1983-84
JONES, Leon	2021-23
JONES, Paul	2013
JONES, Robert	1990
JONES, Rodney	1974-75
JONES, Stan	1970-72
JONES, Tyrone	1987-88
JORDAN, Chester	1990
JORDAN, Jimmy	1946
JORDAN, J.T.	2006-09
JOSE, Ryan	1989-92
JOYNER, Dontay	2023
JOYNER, Maurice	1999-2002
JUMPER, Gerald	1964-67

K

KAFFKA, Harold	1946
KAMMER, Kevin	1993-96
KAUTAI, Alex	2009-11

KEANE, Tim	1965-67
KEATH, David	1941
KEATON, Derek	2012
KEITH, Daniel	2015
KEITH, Norman	1950
KELLAR, Keith	1985-86
KELLER, Clifton	1915-17
KELLER, Donald	1937-39
KELLER, Gordon	1913-14, 1920
KELLER, Harold	1930-33
KELLER, Paul	1917
KELLER, Roy	1911-14
KELLETT, Orville	1935-37
KELLIM, Erik	1999-2000
KELLY, Kyle	2020
KELLY, Paul	1945
KELLY, Ralph	1976-77
KELLY, Waddell	1979-82
KELSO, Bill	1940
KENNEDY, Adam	2013
KENT, Tom	1953-56
KERFOOT, Oliver	1945
KILCREASE, Jaquan	2008-11
KILLEN, Michael	1988-89
KILOW, Robert	1998-2000
KIMBLE, Richard	1986-89
KINCY, Anthony	2011-12
KING, Berry	1980-83
KING, Dennis	1975-77
KING, Robert	1980-83
KINSWORTHY, Terry	1972-75
KIRKPATRICK, Paul	1953
KITTERMAN, John	1974
KLIPSCH, Jamie	1972-75
KNIGHT, Greg	1990
KNIGHT, Parkin	1931-32
KNIGHTEN, Fredi	2012-15
KOENIG, Glen	1976-79
KOETS, Kyle	2005-07
KOHONKE, Dean	1915-17
KOLDUS, John	1950-52
KONECNY, Kevin	1977-78
KONVALINKA, Jeremy	1998
KRAMER, Sonny	1946
KUNZ, Al	1951-53

L

LADD	1922
LAFFERTY, Grover	1941
LAGOMARCINO, Brian	1986-89
LaGRONE, Cecil	1967-70



ALL-TIME LETTERMEN

LAIN, Khari 2014-16
 LAMAR, Alan 2021
 LAMB, Gordon 1928-29
 LAMB, Nolan 1931-33
 LAMBERT, Lawrence 1911
 LAMPO, Ronald 1956
 LANAUX, Bob 1999-2000
 LANDERS, Bill 1945, 1948
 LANDRY, Allen 1985-86
 LANG, Johnnie 2021-22
 LANGFORD, Tim 1980-83
 LANGLEY, Jim 1934
 LaPLANTE, Don 1950-52
 LANEY, James 1969
 LARCHE, Harry 1946-48
 LARSON, Bob 1949-51
 LaRUSSO, Scott 1995, 1997-99
 LARY, James 1916, 1919
 LARY, Mike 1997-99
 LATOURETTE, Harry 1961-62
 LATIMORE, Denver 1975-76
 LATTIMORE, Lyle 1973-74
 LAUDERDALE, James 1938, 1940
 LAWRENCE, Greg 1976-78
 LAWRENCE, Larry 1975-78
 LAWS, Kolumn 1996-97
 LAWSON, Derek 2008-11
 LAWSON, Marcus 1990-93
 LAYNE, Bucky 1975-76
 LEACH, Frank 1954
 LEAHEY, Sam 2007
 LEAPHEART, Warren 2013-15
 LEDBETTER, Clint 1984-86
 LEDBETTER, Virgil 1946
 LEE, Carl 2014
 LEE, Greg 1984-87
 LEE, Jerome 1995
 LEE, Lamar 1958
 LEE, Lamar 2002-03
 LEE, Quinton 2020-21
 LEE, Qushaun 2011-14
 LEE, Ramone 1997
 LEE, Shelby 1963-64
 LEMON, Cleo 1997-2000
 LEONARD, Corey 2006-09
 LEWIS, Judious 1983-84
 LEWIS, Kadan 2023
 LIETER, Dale 1939
 LIGON, Jeremiah 1995-96
 LILLY, James 1933-34
 LINDER, Reed 2023

LINER, Dee 2016-17
 LINSY, Eric 1992-93
 LIPSCOMB, Takare 2023
 LSKO, Freddie 1975, 1977-78
 LSKO, Jimmy 1972-75
 LISS, Lawrence 1950
 LITTLE, Jarod 2003-04
 LITTLE, Koetter 1995-98
 LITTLE, Tyler 2023
 LITTLETON, Chris 2002-03, 2005
 LLOYD, Victor 1933
 LOCKHART, Steve 1968-71
 LOCKLEY, Heath 2005-07
 LOGAN, Prince 1993
 LOHMAN, Zeke 1923-26
 LONG, Josh 2002-04
 LOONEY, Leonard 1913, 1915
 LORICK, John 1973-76
 LORIGAN, Cole 2009-12
 LOUIS, Alfred 2008-10
 LOUIS, Kirk 2016-19
 LOVELADY, James 1996
 LOVING, Sylvester 1973-76
 LOWREY, Doug 1970-73
 LUCAS, Earl 1911
 LUEBKE, Wyatt 2018-21
 LUELLEN, Brandon 1990-93
 LUENSMANN, Chuck 1971-72
 LUTER, David 1973-76
 LUTES, Charles Roy 1954
 LYNCH, Claude 1936, 1940
 LYNCH, Dan 1940-41
 LYTLLE, John 1920

M

MAAS, Dale 2005-06
 MABONE, Troy 1989-90, 1992
 MABRY, Charles 1999-2000
 MABRY, Leon 1940
 MACK, Blake 2014-17
 MACK, Clifton 1936-39
 MACK, Jerry 1979-81
 MACK, Jerry 2001-03
 MACKKEY, Javante 2023
 MADDEN, Jerome 1989-92
 MADDOX, Cornelius 1974-77
 MADDOX, Preston 1984-85
 MALHAM, Mike 1972-75
 MANATT, John 1972-74
 MANDERSON, Claude 1958
 MANDICH, Matt 2005-08



ALL-TIME LETTERMEN

HISTORY

MANN, Ray	1934	MERRITT, Kirk	2018-19
MANNING, Tom	1950-53	METCALFE, James	1945
MANNS, Robert	1947-50	METZLER, Charles	1921
MARCELLUS, John	1933	MEXLER, Henry	1938-40
MARCHEWSKI, James	1965	MEYER, Dennis	1968-71
MARSHALL, Donovan	2020	MICHAELS, Mark	2001
MARSHALL, Jaylon	2016	MICHLES, Earl Ray	1959-61
MARSHALL, Jerald	1974-77	MIDDLEBROOK, Orna	1975-76
MARSHALL, Sean	2008	MILLER, Aubrey	1989-90, 1992
MARTEY, Nate	2023	MILLER, Charles	1936-37
MARTILLO, Dick	1961-62	MILLER, Chris	2005-07
MARTIN, Davon	2023	MILLER, Clayton	1920
MARTIN, James	1922	MILLER, Dan	1986-87
MARTIN, Kyle	2016-17	MILLER, Don	1958-59
MARTIN, Lance	2004-05	MILLER, Glenn	1965
MARTIN, Sam	1946	MILLER, J.C.	1999-2000
MARTIN, Troy	1911	MILLER, Jeremy	1997
MARTINZAK, Dick	1948	MILLER, Jerome	1975-76, 1978-79
MASHBURN, Ken	1962-64	MILLER, Jessie	1992-95
MASON, Chauncey	2015, 2017	MILLER, Lance	1997-99
MASON, Harold	1982, 1984	MILLER, Scott Key	1998-99
MASON, Michael	1993-94	MILLER, Tommy	1999-2002
MASON, Taylor	2012-13	MILLER, William	1936
MASSENA, Orley	1966-69	MILLINER, Jaden	2022
MASSEY, Robert	1950	MILLWEE, Chris	1970-71
MATHIEU, Jabari	2014	MIMBS, Ty	2017
MATLOCK, Dennis	1980-82	MINCEY, John	2021-22
MATTHEWS, Byron	1987-90	MINER, Elbert	1936
MATTHEWS, Frank	1921-22	MINER, David	1976
MATTHEWS, Reggie	1989	MINER, Ethan	2020-22
MATTHEWS, Robert	1999	MINGO, Cordarius	2008-09
MATTSON, Tristan	2020-22	MINSHEW, Ronald	1958-59
MAXFIELD, Sean	2009	MITCHELL, Anthony	2000-02
MAXWELL, Larry	1966	MITCHELL, Chappell	1995-98
MAXWELL, Robert	2015-16	MITCHELL, Cliff	2010-13
MAYER, AJ	2022	MITCHELL, David	1970-73
MAYES, Curtis	1916	MITCHELL, Sean	1997-2000
MAYO, Billy	1953-54	MOELLERS, John	1987-90
MAYS, Booker	2013-15	MOHAJIR, Terry	1990-91
MAYS, Khari	2006-09	MONDIE, Devin	2013-16
MAYS, Lawrence	1988-90	MONDIE, Robert	2015-16
MAYS, Quay	2021	MONK, Chuck	1989-91
McCRUMBY, Miller	2022	MONTES, Manuel	1966-68
MEACHUM, Cory	2006	MONTGOMERY, Jermaine	2002
MEDLEY, Demari	2017-19	MONTGOMERY, Victory	1978-81
MEEKS, Ron	1975-76	MOODY, Walter	2008-10
MEIER, Hank	1948	MOORE, Andrew	1988
MELIO, Joe	1946-48	MOORE, Delano	2008-11
MEREDITH, Jack	1941	MOORE, Truman	1963-66
MEREDITH, Jarry	1934	MOOREHEAD, Jerry	2014-15
MERRILL, Forrest	2018-20	MORALES, James	2001



ALL-TIME LETTERMEN

MOREMAN, Walter	1931-32, 1935	McCLELLAN, Donk	1940
MORAGNE, Logan	2015-16	McCLELLAND, Kevin	1966-69
MORETON, Austin	2014-16	McCLURE, Alton	1940-41
MORETON, Hunter	2017-21	McCLURE, Rusty	1972
MORGAN, Bruce	1982	McCOMB, ELDRIDGE	1920
MORGAN, Eddie	1972-75	McCONNELL, Clyde	1934-35
MORGAN, J.P.	1945	McCOY, Atheius	1997
MORMAN, James	1999-2000	McCOY, Denarius	1997
MORRIS, Clarence	1940-41	McCRAV, Kelcie	2008-11
MORRIS, Mike	1979-82	McCRUMBY, Miller	2023
MORRIS, Sean	1988-89	McCUISTON, Bob	1961-64
MORRISON, Donnie	1979-82	McCULLOUGH, Nelson	1973
MOSER, Howard	1915-16	McDANIEL, Bob	1922
MOSER, Vivian	1915-120	McDANIEL, Hosea	1931-33
MOSLEY, Roderick	1995-96	McDANIEL, Russell	1987-90
MOTLEY, Dane	2020-23	McDONALD, Fred	1926-29
MOULTON, A.K.	2001	McDONALD, Jess	2005-06
MPWO, Eniak	2000-01	McDONALD, Mike	1991-93
MUCKENSTURM, Dave	1969-72	McDONALD, Scott	1981-83
MUCKENSTURM, Jerry	1972-75	McFADDEN, Ralph	1916-17
MUCKENSTURM, Kevin	1975	McGEE, Stacy	1984-87
MUHAMMAD, Darryl	1986	McGINNIS, Benny	1979-82
MULLEN, Daniel	1972-75	McGOUGH, David	1972
MULLINS, Dube	1948	McGUIGAN, Frank	1967-68
MULLINS, Joel	1973-76	McGUIRE, Joe	1936-38
MURPHY, Reginald	1993-96	McHENRY, Elmer	1949
MURRAH, G.H.	1958-59	McINNIS, Justin	2016-18
MURRAY, Butch	1968-71	McINTOSH, Jerome	1993-95
MURRAY, Chris	2015-17	McKAY, Roy	1931-32
MURRAY, Corey	2001-02	McKENNA, Jerry	1977-79
MURRAY, Marcel	2018-22	McKINNEY, Anthony	1980, 1982
MURRY, Kedric	2009-12	McKNIGHT, Jeff	2011
MUSE, Allen	2009-11, 2013	McKINNON, Javon	2007-10
MUZIK, Bill	1973-76	McKINNON, Koby	2004-07
MYERS, Brett	1993-96	McKISSIC, J.D.	2012-15
MYERS, Mason	2023	McKNIGHT, Zack	2012
MYERS, Neal	1999	McLENNAN, Jahbari	2008-09
McALPIN, Chris	1994-95	McMINN, Mark	1983-85
McANDREW, Roger	1936	McMURRAY, Jim	1959-61
McBRIDE, Clark	1992-95	McNEAL, Danny	2007
McBRIDE, Rick	1966-67	McNEARY, Carlos	1998
McCAIN, Hassell	1960-62	McPHERSON, Andy	1997-2001
McCANDLLESS, Lee	1931-34	McWHERTER, Earl	1931-33
McCALL, Art	1915	McWHIRTER, Chad	1990-91
McCALL, Greg	2008-11	McWILLIAMS, Major	1936
McCANTS, Carlos	2010-13	MacQUEEN, Donald	1931-34
McCARLEY, James	1985-86		
McCARTNEY, Frank	1923	N	
McCARVER, Pat	1955	NAJM, Jon	2005-06
McCAUGHEY, John	1978-81	NALLEY, Bill	1958-59
McCAY, George	1956	NASH, Gus	1922



ALL-TIME LETTERMEN

HISTORY

NEAL, Curt	1973
NEAL, Jimmy	1987-88
NEFF, Mickey	1957
NEIHOUSE, Eric	2002-05
NELMS, Nick	2009-12
NELOMS, Marvin	1983-86
NELSON, Kenneth	1986-89
NELSON, Roy	1958-60
NERVIG, Brian	1978-79
NEWTON, Derek	2009-10
NEZAT, Brett	2020
NICHOLSON, Rich	1969-71
NIMROD, Elliott	2020
NOCE, Nick	2003-05
NOE, Harold	1963-65
NOLES, Davie	1972-74
NORMAN, Jarriel	2006, 2008
NORMAN, Ron	1976-79
NORTHCROSS, Don	1982
NORTON, W.E.W.	1934
NOVAK, Alex	2017

O

O'BAR, Joe	1997-2000
O'BRYANT, Albert	1973-74
ODIE, Andy	1994
ODOM, Chris	2013-16
OGBEBOR, Bubba	2018-20
OKU, David	2012-13
OLDHAM, Okel	1923-26
OLDHAM, Orval	1927-29
OLLIGES, Steve	1978-81
OLIVER, Cade	2012-13
O'NEAL, Oren	2003-06
ORR, Marty	1978
OSMENT, Eugene	1939-40
OSMENT, John	1940
OSSELMEIER, Gene	1947-50
OSWALD, Henry	1952-53
OTA, Chuks	2014-15
OVERLY, Don	1978-79
OUTLAW, Trey	2011
OWEN, Russell	1915-17
OWENS, Ben	2005-08
OWENS, Charles	1926-29
OWENS, Markel	2011-13
OZOUGWU, Joe	2021

P

PADTRA, Dominic	2007-10
PAGANO, Bill	1963-65
PAGE, Nathan	2018-19

PAINTER, Richard	1967-68
PAINTER, Ross	2021
PAINTER, Roy	1973-76
PALMER, Don	1985-89
PALMER, Freddy	1923
PALONE, Tony	1977
PALUMBO, Frank	1949-50
PARE, Lincoln	2020-21
PARKER, Brandon	2009
PARKER, Charles	1945-46
PARKER, Jodie	1952
PARKER, Lorenzo	1991-94
PARKER, Mart	1978
PARKER, Wayne	1939, 1945
PARKES, Albert	1937
PARKS, Justin	2021-23
PARROTT, Pat	1975-77
PARSON, Gerald	1955
PASCHAL, Dijon	2014-17
PATTERSON, Gerald	1947
PATTERSON, Jerald	1985-87
PATTON, Henry	1941
PATTON, Tony	1973-74
PEARCE, Lloyd	1934
PEBWORTH, Elam	1960
PEEBLES, Larry	1959-61
PEGUES, Jerry	2000-01
PENNINGTON, Royce	1968
PEOPLES, Alex	2001-04
PEOPLES, Alfonso	1995-97
PERKINS, Don	1961-62
PERKINS, Kenneth	1941
PERKINS, Lucas	1992
PERKINS, Tom	1958-59
PERRONE, Larry	1972
PERRY, Bill	1948
PERRY, Kevin	2007
PETERS, Eddy	1974
PETERSON, Chris	1994-96
PETROFF, Jim	1950-53
PETTUS, Brent	1994-97
PETZOLDT, Devin	1989-92
PEYTON, Virgil	1966-69
PHARIS, Milton	1939
PHELPS, Dick	1946-47
PHILBERT, Jaypee	2017
PHILLIPS, Bill	1968-71
PHILLIPS, Casey	1976-79
PHILLIPS, Corlan	1997
PHILLIPS, James	1954
PICKERING, Bill	1925



ALL-TIME LETTERMEN

PINSON, Randy 1984
 PITTMAN, Dwayne 1981-83
 PLANK, Jeff 1988-89
 POAG, John 1958
 POLITANO, Ralph 1965
 POND, Jamie 1997-2000
 PORTER, Eddie 2012-13
 PORTER, Stanley 2007-08
 POTTER, Gavin 2023
 POWELL, Alvin 2000-01
 POWELL, Josh 2004
 POWELL, Orlando 2001-03
 POWERS, Howard 1946-48
 PRATER, Cody 2009-12
 PRATER, Kiano 2009-10
 PRICE, Stacy 1981, 1983-85
 PRIVETT, Leon 1954-55
 PRZYSTUP, William 2022-23
 PUCKETT, James 1927-29, 1931
 PURYEAR, Steve 1965-67
 PYLANT, Perry 1994-95

R

RADISON, Pete 1946
 RAGER, Brandon 2000
 RAGER, Richard 1976-77
 RAGLAND, Thomas 1945
 RAINS, Kenny 2011-14
 RAMAGE, Rob 2006-07
 RAMIREZ, Ernesto 2019-22
 RANKIN, Earl 1955-58
 RANSOM, Donovan 2015-18
 RAY, Mike 1987-89
 RAY, Raymond 1972-73
 RAYNOR, Jaylen 2023
 RAWLS, Drew 2022
 REAVY, George 1947
 REED, James 1949-52
 REED III, James 2022-23
 REED, Randy 1975-77
 REED, Tyshon 2000-01
 REES, Harold 1927, 1930
 REESE, Raymond 1911, 1913
 REESE, Tommy 1962-65
 REEVES, H.K. 1963-65
 REEVES, Steve 2006
 REEVES, Troy 1956-58
 REIBE, Matt 2004-07
 REID, Bobby 1949-52
 REID, Kenneth 1986
 REID, Leonard 1921

REID, Stuart 1985
 REIDER, Ernest 1924
 REIMAN, Jerry 1970-73
 REIMONENQ, Jarius 2019-21
 REISCHING, Carl 1921-22
 RETANIO, Joe 1935
 RHODES, Homer 1985
 RHODES, Jordan 2022
 RHODES, Justin 1996-99
 RICE, Justin 2020
 RICHARD, Rodney 1983
 RICHARDS, Frank 1984-86
 RICHARDSON, Jasper 1928-29
 RICHARDSON, Kyle 1992-95
 RICHARDSON, Rodney 1995-96
 RICHARDSON, Ron 1983-86
 RICHARDSON, Sedrick 1995-98
 RICHARDSON, Vershaud 2020, 2022
 RICHMOND, Elshon 1989-92
 RICKUS, Eddie 1962-65
 RIDGLE, Ton 1980, 1982, 1984
 RIDGEWAY, James 1957-58
 RIGGS, Don 1955-58
 RIGGS, Griffin 2015-18
 RITCHEY, Dick 1964-67
 ROACH, John 1911
 ROBAK, Ray 1954-57
 ROBBINS, Mark 1985-86
 ROBERSON, Waylon 2015-16
 ROBERTS, Alex 2018
 ROBERTS, Dennis 1966-67
 ROBERTS, Johnnie 1977
 ROBERTSON, Jermaine 2008-11
 ROBERTSON, Justin 2009-11
 ROBINS, Ray 1993-95
 ROBINSON, Ahmad 2022
 ROBINSON, Chase 2015-16
 ROBINSON, Lanier 1982
 ROBINSON, Loran 1924-27
 ROBINSON, Anthony 2007-10
 ROBINSON, Chuckie 1970-83
 ROBINSON, Terry 1957-58
 ROBINSON, Vernon 1920
 RODDY, Joe 1920
 ROEBUCK, Randy 1980-83
 ROETZEL, Sean 1992-93
 ROGERS, Billy 1947
 ROGERS, Freddy 1982-83
 ROLLAND-JONES, Ja'Von 2014-17
 ROLLINS, Brandon 2004-07
 ROLLINS-DAVIS, Daryl 2014, 2016

HISTORY



ALL-TIME LETTERMEN

HISTORY

ROMEO, Eddie 1954-57
 ROMERO, Tex 1949-51
 ROPER, Scott 1986-87
 ROSS, Ed 1936
 ROSS, Jack 1970
 ROSSER, Darius 2013-16
 ROTH, Matt 2003-04
 ROTTON, Clifford 1946-48
 ROWLAND, Lynn 1989-90
 ROY, Clinton 2003-04
 RUCKER, Brian 2000-01
 RUCKER, Corey 2020-21, 2023
 RUDD, John 1951
 RUEBSAM, Dave 1969-71
 RUFFIN, Rodney 1993-94
 RUFUS, Ed 1993-94
 RUIZ, Antonio 2020
 RUMP, Ken 1995-97
 RUMSEY, Lance 1988
 RUSAK, Dan 1948
 RUSH, Charles 1920
 RUSSELL, Kirk 1987-88
 RUSSELL, Robert 1965
 RUSTEMEYER, Ashtin 2022-23
 RUYLE, A.D. 1948-50
 RYAN, Patrick 2013

S

SACKETT, Jeff 1969-72
 SAIN, Tommy 1967
 SAMPLE, Dan 1941
 SAMPLE, Eddie 1938-39
 SAMPLE, Jordan 2023
 SAMPLES, Burt 1999-2002
 SAMPSON, Steve 1986-87
 SAMUEL, Dexter 2011, 2013
 SANDERS, Kendall 2016
 SANDERS, Oliver 1926-27
 SANDERSON, Marvin 1928-29
 SANDHOLZER, Gil 1984
 SAPP, Alan 1970
 SCALES, Chaz 2009-12
 SCANLAN, Bryan 2014
 SCHAEFER, John 1970-72
 SCHENK, Dale 1986-87
 SCHERMAN, Jim 1955-57
 SCHMIDT, Lennie 1954
 SCHOEMEL, Justin 2009
 SCHULER, Will Allen 1916-17
 SCHWARTZ, Herb 1921-22
 SCOTT, Bobby 1949

SCOTT, Dwayne 1987
 SCOTT, Ivory 2019-21
 SCOTT, Vernon 1911, 1913-15
 SCOTT, Vidal 2020-21
 SEARS, Tom 1992-93
 SEATON, Russell 1997-2000
 SECHREST, Ness 1953
 SEIDNALLY, Nour-Eddine 2018, 2020
 SENTIMORE, Bo 2015-16
 SETTLEMIRE, Dell 1941
 SETTLEMIRE, Paul 1937-40
 SEYMORE, Jerrold 1991-93
 SHACEY, Latham 1937
 SHANNON, Charles 1979-80
 SHANNON, John 1977-78
 SHARP, Carlos 1988-91
 SHARP, Gage 2014
 SHARP, Isom 1998-2000
 SHARPE II, Mike 2022-23
 SHATLEY, Andy 1998-2000
 SHAW, Joe 1947-49
 SHEARBURN, V.V. 1946-48
 SHEARD, Lonnell 1982-85
 SHEARIN, Brad 2013
 SHEDD, Neal 1945
 SHEFFIELD, Brian 2006-07
 SHELBY, Charles 1931-33
 SHELL, Alex 1990
 SHELLEY, Elbert 1983-86
 SHELTON IV, Charles 2022
 SHEPARD, Isaiah 2008-10
 SHERER, Sanchez 2000-01
 SHERROD, Neil 1936
 SHIVERS, John 1999
 SHOEMAKE, Shawn 2005-06
 SHOFFNER, Charles 1922-23
 SHORTER, Tristan 2022
 SHRABLE, Beau 2002
 SHRABLE, Brett 2005-08
 SHRABLE, Steve 1977-79
 SHROUT, J.T. 2023
 SIFFORD, George 1941
 SIGEARS, Colby 2018
 SIMS, Jerome 1982-85
 SIMMONS, Alfonso 2010-11
 SIMMONS, James 1970-72
 SIMMONS, Kenny 1990-92
 SIMONS, Scot 1996-97
 SINGLETON, Bryan 1994-95
 SINK, Jason 1996-97
 SISSELL, George 1916



ALL-TIME LETTERMEN

SMILEY, Tim	1986-88	STALLINGS, Ray	1957
SMITH, Andre	2009-12	STANCIL, Hal	1949
SMITH, C.D.	1939	STANFORD, Gary	1985
SMITH, Clyde	1946-48	STANLEY, Bill	1985-88
SMITH, Danny	2000-02	STANLEY, Jennings	2018-20
SMITH, Darren	1995	STAPLES, Joey	1992-93
SMITH, Eddie	2022-23	STARSON, Tim	2009-12
SMITH, Frank	1959-61	STEED, Billy	1956-58
SMITH, Greg	2009	STEFFENS, Nick	2006
SMITH, Jack	1966-69	STEGALL, Gill	1980-82
SMITH, Jamie	1987-89	STEGALL, Jerome	2001-04
SMITH, Jeremy	2016-19	STEPHENS, Del Ray	1992-94
SMITH, Joe	2004-07	STEPHENS, Paul	2008
SMITH, John	1935	STERLING, Oscar	1915-16
SMITH, Matt	1995-98	STEVENS, Chris	1996-97
SMITH, Noah	2022-23	STEVENS, Ray	1929
SMITH, Richard	1989-92	STEVENS, Steven	2013-15
SMITH, Richard	1961-62	STEVENSON, Emmanuel	2021-23
SMITH, Rob	1978	STEWART	1922
SMITH, Rod	1912	STEWART, Stephan	1991
SMITH, Ron	1976-79	STILL, Jacob	2017-21
SMITH, Ryan	1998-99	STINNETT, Steve	1972-75
SMITH, Schuyler	1946-47	STOCKEMER, Taylor	2009-12
SMITH, Sherodrick	1911	STOKES, Sandy	1971
SMITH, Stan	1982	STOLT, Allan	1949-51
SMITH, Steve	1990-91	STONE, Chris	2012-15
SMITH, Terry	1973-75	STONE, Todd	1986-89
SMITH, Tristan	2023	STOREY, O.H.	1933-34
SNEAD, Brian	2022-23	STOTTS, Lloyd	1929
SNELLGROVE, Frank	1945	STOVALL, Paul	1953-54
SNIDER, Butch	1983-85	STOWERS, Sterling	2015-16
SNIDER, Marion	1938	STRAKER, Melique	2021-23
SNODGRASS, Jack	1960	STRAUSS, Al	1924
SOEST, George	1982	STRONG, Javar	2020
SOMMERS, Billy	1949-52	STROUD, Tom	1949
SOMMERS, Ray	1950-51	STRUBLE, Steve	1967-68
SORREL, Jack	1923	STUART, Orlin	1937-38
SOWELL, Jeff	1997	STUBBS	1914
SOWELL, Michael	2002-04	STUPEK, Robert	1954
SPANN, Bobby	1952-54	SUGG, Jack	1960-61
SPEARS, Gene	1976-79	SUGG, Tommy	1980
SPECK, Leslie	9131-34	SUGGS, Torrance	1993-96
SPEER, Robert	1973-76	SUGICK, Terion	2022-23
SPENSIERI, Danny	19751-54	SULLIVAN, Ian	1996-97
SPIERS, Tommy	1954-56	SULLIVAN, Murray	1954
SPIKES, Cloyd	1928-29	SULLIVENT, Neely	2010-12
SPIVEY, Rick	1980-82	SUMMERS, Dan	1962-65
SPRY, Logan	2014	SUSKIE, John	1984-86
SPURLOCK, Maybrine	1945	SUTTON, E.J.	2014
STADLER, Louis	1950-53	SWALLEY, Jake	2015-16
STADLER, Mark	1980-82	SWANSON, Paul	2015-16



ALL-TIME LETTERMEN

HISTORY

SWEPSTON, John 1931-33
 SWITZER, Anthony 2019-21
 SWOPEZ, Kenny 1992
 SWINNEY, Clovis 1967-69

T

TABARY, James 2015
 TANKERSLEY, Ollie 1915-19
 TARLE, Jim 1994-95
 TATE, Andre 1985-88
 TATE, Eric 1989-92
 TATE, Kelvin 1995-97
 TAULA, Eti 2000-01
 TAYLOR, Blaise 2014-17
 TAYLOR, Gilbert 1922-23
 TAYLOR, Kennon 1977-78
 TAYLOR, Matt 1982-83
 TAYLOR, Matt 2006-08
 TAYLOR, Melvin 1980-81
 TAYLOR, Ryan 2018
 TEAT, Ron 1996-99
 TEMPLE, Cruz 2022
 TEMPLETON, Bill 1954-56
 TEMPLETON, Mike 1981-84
 TERRY, Bryan 2018
 TERRY, Charles 1945
 THOMAS, Clifford 2014-17
 THOMAS, Duane 1980
 THOMAS, Haven 1994
 THOMAS, Jack 1955
 THOMAS, MaQuonzie 1996-99
 THOMAS, Maurice 1995
 THOMAS, Makilan 2022-23
 THOMAS, Quinton 2003-05
 THOMAS, Richard 1971-73
 THOMAS, Solomon 1998
 THOMAS, Trevian 2020-23
 THOMAS, William 1992
 THOMASSON, Greg 1955-56
 THOMPSON, Brandon 2006-09
 THOMPSON, Burl 1921, 1924-26
 THOMPSON, Donte 2023
 THOMPSON, Edward 1941
 THOMPSON, Eugene 1955, 1957-59
 THOMPSON, Horace 1924
 THOMPSON, Khmari 2023
 THOMPSON, Levi 2007-08
 THORN, Doss 1917, 1920-21
 THORNTON, Coburn 1929-30, 1932-33
 THORNTON, Sirgregory 2010-13
 THROWER, Vincent 2005-07

THURMON, Kevin 2018-19
 TIERNEY, John 1973-76
 TILLEY, Willar 1939-40
 TILLMAN, Leveren 1980-81
 TIMS, Enoch 1976-78
 TINER, Al 1980-81
 TINSLEY, Austin 1992-93, 1995, 1997
 TIREY, Tom 1956
 TODD, Courtney 2001-04
 TOLBERT, Christopher 2011
 TOLBERT, Derrick 1991
 TOLIN, Steve 1977
 TOLL, Blayne 2022-23
 TOLLESON, Shane 2001-02
 TOLMINSON, Bob 1951
 TONEY, Darren 2004-07
 TONEY, Derrick 1988-91
 TONEY, Frank 1971
 TOOKES, Steven 2001-04
 TRAHAN, Leroy 2008
 TRAIL, Billy 1958-59
 TRAORE, Seydou 2021-22
 TRAYLOR, Tim 1979
 TRISEHMAN, Ed 1949-50
 TRIPLETT, Terrious 2012
 TROSIN, Tyler 2014-15
 TROUTT, Ed 1982-84
 TRYON, Andrew 2011-14
 TUITAVAKE, Sosaia 2019-21
 TURCOTTE, Eugene 1921
 TURLEY, Jim 1953-55
 TURNAGE, Antwon 2016-18
 TURNER, Billy Joe 1960-62
 TURNER, Brent 1993-96
 TURNER, Matt 1996-97
 TURNER, Tedarius 2012-13
 TURNER, Will 2011, 2013
 TUTOR, Brennan 2013-14
 TYLER, Reed 2018-22
 TYRE, Block 1929-32

U

UHLMANSIEK, Tom 1946
 UNDERWOOD, Leon 1946

V

VAN ANDEL, Clune 2023
 VAN DOLAH, Evan 2006-09
 VAN DYKE, Russell 1916-19
 VARGAS, DAVID 2002-03
 VELGIS, Raziell 2013-15
 VEGAS, Sam 2003-04



ALL-TIME LETTERMEN

VENTERS, Casey 2001, 2003
 VICORY, Henry 1911
 VICTORIAN, Jonathan 2010, 2012
 VIDAL, Manuel 1951-52
 VINCENT, Gary 2003-06
 VOYTIK, Chad 2016

W

WADE, Devertt 2005-06
 WAGNER, Nehemia 2014-17
 WAGNER, Rudy 1950-53
 WAKWE, Stanley 2007-09
 WALDEN, Cruise 2007
 WALDROP, James 1986-87
 WALDRUP, Bubba 1968
 WALEED, Khyheem 2021-22
 WALESZONIA, Joe 1968-70
 WALKER, Chuck 2001-04
 WALKER, Corey 1994-96
 WALKER, Dylan 2006-09
 WALKER, Dennis 1981-82
 WALKER, Eddie 2001-04
 WALKER, Jacquis 1997-2000
 WALKER, Marquis 2013
 WALKER, Omari 2022
 WALKER, Tommy 1980-83
 WALLACE, Jeremy 2006
 WALLACE, Zak 2023
 WALLIN, Harold 1962-65
 WALLS, David 1966-69
 WALLS, Lloyd 1974-76
 WALLS, Marshall 1968-71
 WALTERS, Bill 1948
 WALTON, Tony 1986-89
 WAND, Warren 2015-18
 WARD, Hollis 1927-29
 WARD, Josh 2003
 WARE, Kraig 1988-89
 WARREN, Antonio 2002-05
 WASHINGTON, J.J. 1995-96, 1998-99
 WASHINGTON, Lester 1974
 WATKINS, Clark 1992-95
 WATKINS, Jermie 1996-97
 WATKINS, Wayne 1921-22
 WATSON, Adam 2001
 WATSON, Aleric 2022-23
 WATSON, Bobby 1975-76
 WATSON, Charles 1988-89
 WEAVER, Carroll 1929-30
 WEAVER, Jimmy 1978
 WEAVER, Keith 1981-84

WEBB, Wesley 1941
 WEH-WEH, Armond 2016, 2018
 WEINER, Max 1989
 WEIR, Sammy 1960-62
 WELLS, Phillip 1988-91
 WERNER, David 1962-65
 WESCOTT, Logan 2018-19
 WESLEY, Allen 2014
 WESLEY, Nyem 2003-04
 WEST, Terry 1956-58
 WESTBROOK, David 1997
 WESTMORELAND, Harold 1955-56
 WHEATLEY, Don 1946
 WHISNANT, Gary 1962
 WHITAKER, Charley 1914-15, 1917
 WHITE, Aaron 1961-64
 WHITE, Carlo 1993-95
 WHITE, Drew 2015
 WHITE, Johnston 2014-17
 WHITE, Jonathan 2008-10
 WHITE, Paul 1953-54
 WHITE, Ruffin 1913-14
 WHITE, Troy 2005
 WHITESIDE, Boris 1983-86
 WHITING, Terry 1968-71
 WHITMORE, Israel 2021-22
 WHITNEY, Joshua 2009
 WICKS, Jimmy 1974-77
 WIDEMAN, Lloyd 1992-95
 WILBANKS, David 1954-55
 WILBOURNE, Ryan 2009
 WILCOTS, Keith 2009
 WILES, Rob 1980-83
 WILF, Lann 1996-98
 WILHELM, Bennie 1946-47
 WILKERSON, Cedric 2006-07
 WILKERSON, Emil 1950-52
 WILKINSON, Bobby 1946
 WILLBOURN, Ryan 2008, 2011-12
 WILLEKES, Charles 2021-23
 WILLIAMS, Aaron 2012-13
 WILLIAMS, Anthony 1978-79
 WILLIAMS, Brandon 2005-07
 WILLIAMS, Clarence 1995-98
 WILLIAMS, Cliff 1980
 WILLIAMS, Corey 2000-03
 WILLIAMS, Country 1987-90
 WILLIAMS, DeKeathan 2013-15
 WILLIAMS, Dominique 2005-08
 WILLIAMS, Frank 1914
 WILLIAMS, James 1911

HISTORY



ALL-TIME LETTERMEN

HISTORY

WILLIAMS, Jamil	2023	WRIGHT, Dallen	1976
WILLIAMS, Jimmy	1976-78	WRIGHT, Jack	1997-2000
WILLIAMS, Joe	2002	WRIGHT, Larry	1952-53
WILLIAMS, Josh	2004, 2006	WRIGHT, Lee Charles	1979-80, 1983
WILLIAMS, Marcus	1992	WRIGHT, Ronnell	1911-12
WILLIAMS, Marquette	2007-10	WRIGHT, Sterling	2014
WILLIAMS, Marquis	1993	WYKE, Jesse	1937
WILLIAMS, Opie	1929	WYKE, Martin	1937
WILLIAMS, Ramon	2004	WYSE, Johnny	1980
WILLIAMS, Sawyer	2006-18	Y	
WILLIAMS, Tim	1993, 1995-96	YARBROUH, Larry	1970
WILLIAMS, Tyler	2023	YOUNG, Bobby	1978-79
WILLIAMS, Varko	1991-93	YOUNG, David	1966
WILLIAMS, Vern	1955	YOUNG, Harold	1931-32
WILLIAMS, Wesley	1977-78	YOUNG, Jim	1922-25
WILLIS, Mark	1982-85	YOUNG, Les	1977
WILLIS, Oscar	1984-85	YOUNG, Mitchell	1983-84
WILSON, Erik	2022	YOUNG, Sterling	2011-14
WILSON, Farrell	1980, 1982-84	YOUNG, W.A.	1966
WILSON, Freddy	1992-93	YOUNGBLOOD, Robert	1959
WILSON, George	1988, 1990	Z	
WILSON, Kyle	2015-17	ZABROWSKI, Larry	1957-59
WILSON, Larry	1953-54	ZACHERY, Lamont	1996-99
WIMBERLEY, Jerry	1937	ZACHRY, Greg	1984-85, 1987
WINELAND, Keith	1976-79	ZALUD, Bobby	2010-11
WINFORD, Benny	1964-67	ZOLPER, Dennis	1966-68
WINFORD, Bill	1956-58	ZOLLICOFFER, Elijah	2022-23
WINFREY, Stan	1972-74	ZVADA, Dominic	2022-23
WINTERS, Hansel	1929-32		
WISEMAN, Jim	1984-87		
WISEMAN, Tom	1973		
WITHERS, Anthony	1983-86		
WITT, Keith	1914-16		
WOIT, Richie	1950-53		
WOOD, Gwin	1966-67		
WOOD, Jason	2001-04		
WOOD, Wendell	1962, 1964		
WOOD, William	1936-37		
WOODEN, Larry	2017		
WOODS, Austin	2020-23		
WOODS, Dorvus	2008-11		
WOODS, Joe	1938-39		
WOODS, Kevin	1998-2000		
WOODS, Rennell	1994-97		
WOODSIDE, John	1933-36		
WOODSON, Xavier	2013-16		
WOOLFORD, Shep	1950, 1952		
WOOTEN, William	1998-99		
WORTHEN, Ron	1966-67		
WRENN, Osca	1931-32		
WRIGHT, Alan	2011-14		

A-STATE HALL OF HONOR



Name	Sport	Years	Inducted
Neil Abel	Golf Coach	1980-2006	2009
Linda Allison	Women's Basketball	1980-84	1994
Ryan Aplin	Football	2009-12	2021
Reggie Arnold	Football	2006-09	2023
Fred Barnett	Football	1986-89	1999
Randy Barnhill	Football	1984-86	2003
Todd Baumgartner	Baseball	2008-11	2021
Mike Beebe	Honorary	--	2008
Amanda Beeler	Women's Golf	1997-2001	2018
Earl Bell	Track & Field	1974-77	1986
Bill Bergey	Football	1965-68	1982
Harold Blood	Track & Field	1988-90	2016
Everett Bolton	Three Sports	1939-41, 1946-48	1986
Rusty Bourg	Baseball	1967-70	1995
Gene Bradley	Football	1976-79	2009
Steve Brooks	Men's Basketball	1970-74	1995
Dwane Brown	Football	1984-87	2001
Ray Brown	Football	1983-85	1996
Dan Buckley	Football	1966-69	1995
Jess Bucy	Baseball/Men's Basketball	1949-51	1998
Mike Burk	Men's Basketball	1964-68	1997
Johnnie Burnett	Four Sports	1927-29	1985
Bill Caldwell	Three Sports	1956-59	1985
Jim Callaway	Baseball	1965-68	1992
Ron Carroll	Athletic Trainer	1976-present	2005
Alex Carrington	Football	2006-09	2019
Maurice Carthon	Football	1979-82	1991
Nelson Catalina	Men's Basketball Coach	1979-95	1991
Howard Cissell	Football	1954-57	1993
Michael Cline	Football	1983-85	2015
Beth Cochran Thomas	Volleyball	1996-99	2017
Gary Crane	Men's Basketball/Football	1965-68	1992
Carter Ray Crawford	Football	1984-85	1997
Dave Dailey	Men's Golf	1984-88	2000
Bill Davidson	Football/Football Coach	1953-57 / 1968-78	1984
Adrienne Davie	Women's Basketball	2004-07	2017
Demario Davis	Football	2008-11	2021
Tommy Davis	Football	1958-59	2002
Geoffrey Desmond	Baseball	2004-05	2018
John Dickey	Three Sports	1947-48	1997
John Dickson	Men's Basketball	1963-67	1984
Wayne Dorton	Football	1968-71	2004
Bennie Ellender	Football Coach	1963-70	1982
Carlos Emmons	Football	1992-95	2015
Marina Engelbrecht	Women's Tennis/ Women's Tennis Coach	2003-06 / 2012-15	2014
Frosty England	Football Coach	1946-53	1983
Frank Farella	Football	1954-57	1999
David Faught	Men's Golf	1994-97	2009
Bob Ferralasco	Football	1946	2008
Charlotte Fields	Women's Basketball	1984-88	1998
Jay Flanagan	Track & Field Coach	1989-2007	2007
Chico Fletcher	Men's Basketball	1997-2000	2012
Don Floyd	Athletic Director	1969-75	2003
Pedtra Wilson Flournoy	Track & Field	1990-93	2002
Charlie Fredrick	Football	1984-87	2006
Aundrea Gamble	Women's Basketball	2013-16	2023
Aubrey Gatewood	Baseball	1956-59	1988
Bob Giersburg	Track & Field	1966-68	1994
George Glenn	Baseball	1963-66	1984
Terry Gwin	Football	1965-66	1985



A-STATE HALL OF HONOR

HISTORY

Name	Sport	Years	Inducted
Julie Hagood	Women's Basketball	1997-2000	2010
James Hamilton	Football	1968-71	1990
Foy Hammons	Football/Football Coach	1913-15/1919-21	1988
Jay Hansen	Men's Basketball	1980-84	2018
Lauren Fair Harmon	Volleyball	1993-96	2008
Calvin Harrell	Football	1968-71	1994
Jeff Hartwig	Track & Field	1989-90	2000
Dan Henderson	Men's Basketball	1974-77	1995
Thomas Hill	Track & Field	1968-72	1982
David Hines	Football	1972-75	1996
Joe Hollimon	Football	1971-74	1993
Keith Horn	Baseball	1993-95	2010
T.J. Humphreys	Football/Track & Field	1973-77	1988
Marvin Jarrett	Men's Basketball	1978-80	2000
Sue Jayroe	Women's Basketball	1975-80	1997
Rickey Jemison	Football	1983-86	2012
Garry Johnson	Football	1999-2002	2011
Tyrell Johnson	Football	2004-07	2016
Ken Jones	Football	1972-75	1987
Al Joyner	Track & Field	1980-83	1993
Gerald Jumper	Football	1964-67	1990
Tim Keane	Football/Football Coach	1965-67/1972-89	2005
George Kell	Tennis	1940	1999
Monica Klebe	Track & Field	1986-89	1998
Guy Kochel	Track & Field Coach	1972-89	1984
John Koldus	Baseball/Football	1950-53	1995
Larry Lacewell	Football Coach/Athletic Director	1979-90	1987
Tim Langford	Football	1980-83	2008
Harry Larche	Three Sports	1946-48	1983
Greg Lee	Football	1984-87	2019
Cleo Lemon	Football	1997-2000	2022
Corey Leonard	Football	2006-09	2022
Jimmy Lisko	Football	1972-75	2019
Doug Lowery	Football	1970-73	2005
Mike Malham Jr.	Football	1972-75	2001
Mike Malham Sr.	Football Coach	1971-84	2006
Marissa Martinek	Bowling	2007-10	2022
Ron Meeks	Football/Track & Field	1974-76	2017
Tim Maloney	Baseball	1981-83	2004
Micah Marsh	Men's Basketball	1994-98	2007
Jo Beth Carmack Mathis	Volleyball	1990-92	2000
Brian McCann	Men's Golf	1994-97	2023
Margie Kolat McGee	Volleyball	1991-94	2006
Frank McGuigan	Football	1967-68	2018
Kendra Meichsner	Women's Tennis	1995-98	2005
Dennis Meyer	Football	1968-71	1991
Maurice Miller	Three Sports	1946-50	1986
David Mitchell	Football	1970-73	2013
Andy Morris	Baseball/SID/Assistant AD	1958-60/1969-74/1974-77	1990
Mike Morris	Football	1979-82	2018
Jerry Muckensturm	Football	1972-75	1992
Anthony Myles	Men's Basketball	1978-80	2001
Marvin Neloms	Football	1983-86	2011
Sharika Nelvis	Track & Field	2011-14	2021
Newton Norris	Men's Basketball	1934-37	2001
Beth Anderson Nuneviller	Volleyball/Women's Tennis	1988-90	2012
Okey Oldham	Football/Baseball	1928-30	1990
Roy Painter	Football	1973-76	2002
Bill Phillips	Football	1968-71	1992
Paul Pilla	Track & Field	1979-80	2015

A-STATE HALL OF HONOR



Name	Sport	Years	Inducted
Wayne Pitcock	Baseball	1967-69	1991
Chris Poole	Volleyball Coach	1987-92	2010
Candon Powell	Men's Track & Field	2002-05	2023
Ed Preston	Track & Field	1975-77	1991
John Rauth	Men's Basketball Coach/Golf Coach	1949-79	1983
Tom Reese	Football	1962-65	2007
Kyle Richardson	Football	1992-95	2015
Don Riggs	Four Sports	1955-59	1986
Kelly Riley	Track & Field	1989-92	2009
David Rodely	Track & Field	1988-91	2015
Jerry Rook	Men's Basketball	1962-65	1983
Scott Roper	Football	1986-87	2010
John Rose	Men's Basketball Coach/Track & Field Coach	1963-76	1985
Dana Ryan	Baseball	1965-68	1989
Daniel Ryland	Track & Field	1998-2000, 2002	2014
Don Scaife	Men's Basketball	1973-75	1989
Bobby Scott	Four Sports	1948-51	1992
Elbert Shelley	Football	1983-86	1997
Fred Shepherd	Men's Basketball	1990-93	2002
Doug Shouse	Track & Field	1982-84	2013
James Simmons	Football	1970-72	2006
Joe Slayton	Football	1976-79	2021
Ron Smith	Football	1976-79	2014
Shawna Sparks	Women's Soccer	2002-05	2019
Leslie Speck	Three Sports/Football Coach	1931-35/1936-38	1984
Robert Speer	Football	1973-76	2014
Jerald Spencer	Track & Field	1965-67	2006
Tommy Spiers	Football	1954-56	1998
Rachel Stewart	Women's Golf	1994-97	2019
Paul Stovall	Football/Track & Field	1953-54	2000
Dan Summers	Football	1962-65	1998
Kellie Suttle	Track & Field	1994-96	2016
Clovis Swinney	Football	1967-69	1989
John Tate	Men's Basketball	1986-89	1998
Sonja Tate	Women's Basketball/Track & Field	1990-93	2004
Donnie Taylor	Track & Field	1976-79	2001
Bill Templeton	Football/Football Coach/Assistant AD	1954-56/1963-79/1980-2013	1987
Harold Thomas	Baseball	1953-56	1996
Willard Tilley	Football/Men's Basketball	1939-40	1982
J.A. Tomlinson	Athletic Director/Football Coach/Baseball Coach	1944-76	1982
Jan Trout	Track & Field	1983-85	1996
Shyla Tucker	Women's Basketball	1991-94	2003
Joe Turner	Football	1960-62	2011
Juli Vaccari	Volleyball	1975-78	1990
Tommy Walker	Football	1980-83	2013
Jim Wagner	Baseball	1967-70	1996
Terry Whiting	Football	1968-71	2016
Sammy Weir	Football/Football Assistant	1960-62/1971-72	1988
Matt Whiteside	Baseball	1987-90	2007
Bennie Wilhelm	Four Sports	1946-49	1993
Bob Williams	Track & Field/Track & Field Coach	1975-79/1980-86	1987
Corey Williams	Football	2000-03	2022
J.H. Williams	Men's Basketball	1973-75	2013
Marcia Williams	Women's Tennis/Women's Tennis Coach	1977-80/1980-2011	1993
H.T. Winters	Football/Baseball	1929-32	1983
Jerry Ann Winters	Women's Basketball Coach	1984-95	1994
Jim Wiseman	Football	1984-87	2007
Richie Woit	Football	1950-53	1989
Kay Woodiel	Three Sports Coach	1974-84	1988
Josh Yates	Baseball	2006-07	2017



A Carnegie Research 2 university, Arkansas State University is the second-largest university in the state, and a leader in innovation and collaboration. A-State hosts the first osteopathic medical school in Arkansas, the New York Institute of Technology's College of Osteopathic Medicine, and opened the first U.S.-style residential campus in Mexico in fall of 2017. With its Discover 2025 Strategic Plan as its guide, A-State is engaged in creating new collaboration opportunities including the Center for No-Boundary Thinking, the recently established Institute for Rural Initiatives, and exploring a public-private partnership to bring the first College of Veterinary Medicine to the state. A-State is home to more than 13,000 current students from across America and around the world, and proud to have over 100,000 alumni who are #AStateMade.

Undergraduate experiences are highlighted for the last decade with the Create@State spring conference. Create@State participants have an advantage in achieving the graduate school of their choice, including continuing to advanced degrees at A-State. Research opportunities alongside our faculty are common at A-State with a student-driven research project launched by NASA to the International Space Station in 2022.

A-State begins its second decade offering online curriculum and course work, and remains the largest provider of 100% online degree programs based in the state with 99 degree programs and 18 more set to launch in the upcoming academic year.

Combined with hosting the region's first convention center, the Red Wolf Convention Center and Embassy Suites hotel, a one-mile radius on the A-State campus serves as the cultural hub of the region with the largest concert venue, First National Bank Arena, as well as the largest concert hall and theatre located at Fowler Center.

The Bradbury Art Museum is the region's leading visual arts facility. Arkansas State's Heritage Sites program operates four nationally or internationally known museum locations including the Johnny Cash Boyhood Home and the Hemingway-Pfeiffer Museum. And, the Arkansas State Museum located adjacent to the Dean B. Ellis Library is home to the only accredited natural history museum on a university campus in our state.

Among our academic divisions, the Neil Griffin College of Business is the first named college, and is home to the Delta Center for Economic Development, the Bob Wood Sales Leadership Center, the Women's Leadership Center, and one of the top rated online MBA programs in the region.

One of the region's centers of excellence in media and communication, Arkansas State's School of Media and Journalism is home to an accredited media programs whose students regularly take home national awards, the oldest NPR-member radio station west of the Mississippi (KASU) and a century-long tradition of a student-run newspaper, The Herald.

A-State's College of Nursing and Health Professions is nationally known with collaborative arrangements with NYIT's on-campus medical school. The College of Engineering and Computer Science is home to the Hytrol Materials Handling Laboratory. The College of Education and Behavioral Science operates the one of the largest early childhood services systems in the region.

A-State is the home of the Red Wolves, an FBS Division I athletics program, highlighted by making



nine consecutive bowl appearances, back-to-back triple crown conference track titles for men and women, 15 consecutive NCAA bowling championship appearances including national runner-up in 2021, and recently earning both the Bubas Cup (awarded to the Sun Belt Conference's top all-sport award) as well as a record high student-athlete GPA in the same season. Arkansas State sponsors 16 varsity sports teams, including football, cross country, basketball, golf, indoor track, outdoor track and baseball for men; women athletes compete in soccer, outdoor track, cross country, indoor track, bowling, tennis, basketball, volleyball and golf. A-State also sponsors nationally competitive club sport teams like rugby, softball, competitive cheer and dance, and Esports that have earned national titles or national runner-up titles in recent years.






UNIVERSITY ADMINISTRATION

CAMPUS

BOARD OF TRUSTEES



Christy Clark
Chair
Little Rock, Ark.



Steve Eddington
Vice Chair
Benton, Ark.



Bishop Robert G. Rudolph Jr.
Secretary
Bryant, Ark.



Paul Rowton
Harrisburg, Ark.



Price Gardner
Little Rock, Ark.



Gary Harpole
Jonesboro, Ark.



Jerry Morgan
Jonesboro, Ark.

CHANCELLOR'S EXECUTIVE TEAM



Dr. Calvin White Jr.
Provost and Executive Vice Chancellor



Chris Boothman
Vice Chancellor Distance Education and Technology Chief Information Officer



Todd Clark
Chief Marketing and Communications Officer



Dr. Erika Krennerich Chudy
Vice Chancellor Advancement Director of Planned Giving



Dr. Russ Hannah
Vice Chancellor Finance and Administration Chief Financial Officer



Dr. Carlitta Moore
Vice Chancellor Access and Institutional Engagement



Jeff Purinton
Vice Chancellor Intercollegiate Athletics



Lane Schmidt
Chief of Staff



Dr. Martha Spack
Vice Chancellor Student Affairs Dean of Students



Joel Wincowski
Vice Chancellor Enrollment Management

INTERCOLLEGIATE ATHLETICS COMMITTEE

The Intercollegiate Athletics Committee (IAC) was formed in the spring of 1997. The IAC reviews and makes recommendations on issues involving the welfare of student-athletes, the role of athletics in campus life, and the athletics program's compliance with the university, conference, and NCAA regulations; serves as a search advisory committee for key athletics program personnel; reviews the role of existing and potential sports programs; and reviews the athletics budget. The committee reports to the Chancellor.



ASU SYSTEM PRESIDENT DR. BRENDAN KELLY



Dr. Brendan Kelly was selected to become the third president of the Arkansas State University System by the Board of Trustees on June 5, 2024.

Dr. Kelly joined the ASU System in September 2024 after serving as president of the University of West Georgia since 2020. During his tenure, UWG completed a move in intercollegiate athletics from the NCAA Division II Gulf South Conference to the Division I Atlantic Sun Conference.

“We are excited to welcome Brendan Kelly as our new System president,” said Trustee Price Gardner, who served as chair of the search. “We believe Dr. Kelly’s experience and outstanding record of achievement throughout his career will continue the growth and development of our System and lead us in addressing the everchanging challenges facing higher education and our focus on student success. He has been described as a visionary, talented communicator and a person with the ability to elevate the reputation of the institution and further its mission. Our board looks forward to the opportunity to work with him.”

Prior to joining UWG, Dr. Kelly was chancellor at the University of South Carolina Upstate in Spartanburg and Greenville from 2017-2020 and was appointed as interim president of the University of South Carolina in 2019. He was vice president of university advancement and president of the UWF Foundation, Inc., at the University of West Florida in Pensacola from 2013-2017, where he led a successful \$50 million capital campaign. His teaching career spanned 13 years in Florida and Michigan in communication arts.

“I am humbled by the opportunity to lead the ASU System because it represents one of a handful of roles in the United States in which

one has the ability to influence and shape higher education throughout an entire state,” Dr. Kelly said. “Additionally, I am grateful to each member of the ASU Board of Trustees for their faith in me to offer leadership to a university system that has the capacity to provide access to high quality, higher education to the vast majority of Arkansans and many more beyond the state borders. This is an opportunity to support the economic evolution of the state at large.”

A practiced academic leader, Dr. Kelly’s focus at UWG was innovative programming both inside and outside the classroom with an emphasis on creating valuable life and career outcomes for students, with a commitment to launch and advance student careers upon graduation. He served on the board of directors of multiple regional and state economic development entities, as well as the Atlanta Regional Higher Education Consortium.

While leading and implementing the “Becoming UWG Strategic Plan,” Dr. Kelly led UWG to record-breaking fund-raising efforts, including the largest gift in institutional history, and oversaw an enrollment resurgence. Its spring enrollment was 11.4% higher than last year, while its graduate enrollment surged 41%.

Dr. Kelly is a member of the American Association of State Colleges and Universities board of directors and was named “One of the Most Influential Georgians” by Georgia Trend magazine and James Magazine. He was active with the National Forensic Association (NFA) and other speech and debate competitions for many years and was honored as a NFA Hall of Fame inductee and with the Eddie Myers Distinguished Service Award.

He received a Bachelor of Science degree in public relations and a Master of Arts degree in communication at Eastern Michigan University and his Doctor of Philosophy in communication at Wayne State University.

Kelly and his wife, Dr. Tressa Kelly, have three children – Bree Luckey (married to Drew Luckey), Liam and Kieran.



ARKANSAS STATE CHANCELLOR DR. TODD SHIELDS

CAMPUS



An academic administrator, a nationally known scholar and an unabashed champion for students, staff and faculty, Dr. Todd Shields was named the fourth appointed chancellor and the 14th individual to lead Arkansas State University.

Placing new emphasis on student support services at A-State, Shields knows the pathway to higher retention and graduation begins with effective teaching strategies and on-campus programming focused on the needs of the current generation of students. Now in his third year, he is working relentlessly to build partnerships with local community and industry leaders to strengthen Northeast Arkansas and create unmatched opportunities for the more than 14,000 students at A-State.

Before arriving at A-State, he spent many years at the University of Arkansas where he rose through the ranks to serve as dean of the largest academic unit in Fayetteville. Shields' depth of academic administrative experience spans from department chair to research centers and from deanships of individual colleges to divisions touching all corners of the university. His two most recent academic appointments, dean of the Graduate School and International Education (GSIE) and dean of the Fulbright College of Arts and Sciences, illustrate his leadership strength.

One of Shields' signature contributions to UA was the creation of a School of Art within the college, bolstered by significant endowment gifts to fund construction of a new campus space that serves as a partnership with the city of Fayetteville. A \$120 million gift from the Walton Family Charitable Support Foundation established the School of Art, with a following \$70 million total in support from the

Windgate Foundation for the 154,600-square-foot Windgate Studio + Design Center, which anchors a new art district redevelopment south of the campus core on Dr. Martin Luther King Jr. Boulevard. He also secured \$90 million in software and equipment gifts to programs throughout the Fulbright College.

Shields played a pivotal role in the creation of the Diane D. Blair Center of Southern Politics and Society, serving as the founding director of the interdisciplinary research center. Shields followed his time as department chair and Blair Center director with a year as the associate dean of the President William Jefferson Clinton School of Public Service in Little Rock.

He began his academic career as an assistant professor in political science at Arkansas in 1994, and was promoted to associate professor in 1999. He joined the Fulbright Institute of International Relations as its associate director in 2000, and in 2005 became a full professor in political science. For eight years, he also concurrently chaired the political science department at UA.

In 2013, Shields was named interim Fulbright dean, then the permanent dean in July 2014 where he led the college until departing UA to become chancellor at A-State. Fulbright College's three schools, 16 academic departments and 10 research centers span 30 academic programs.

Among numerous achievements during his time as the Fulbright dean was the creation of the Fulbright College Student Success Center. Some of the key retention-based programs included Destination Arkansas Blackboard Assignment to provide orientation to all first-year students, Strategies for Success (S4S) which was a zero-credit course offered to all UA students who fell into academic probation in their first semester to create a plan to improve their academics, and a Life Strategies and Career Awareness Course to improve student achievement. One of the key outcomes of the Student Success Center was a reduction of low grades and failure rates in the college's core courses and an increase in first-year retention.

He is the co-author of three significant books related to electoral politics: *The Long Southern Strategy: How Chasing White Voters in the South Changed American Politics* (2019); *The Persuadable Voter: Wedge Issues in Presidential Campaigns* won the 2009 Robert E. Lane Award for the best book in political psychology; and his first book *Money Matters: Campaign Finance Reform and Congressional Elections* was

ARKANSAS STATE CHANCELLOR DR. TODD SHIELDS



published in 1999. He is also an editor on six other books, has published more than 40 articles and made more than 50 presentations in his research areas of data analytics, public opinion and election strategies. His efforts have also resulted in more than \$25 million in grants and research support as a principal or co-principal investigator.

Shields earned a Bachelor of Arts in political science and a Bachelor of Arts in psychology in 1990 at Miami University in Oxford, Ohio. He continued his education at the University of Kentucky where he received his Master of Arts in political science in 1991 and his Ph.D. in 1994. In addition, Shields participated in Ohio State University's Summer Institute in Political Psychology in 1993 and Harvard University's Management Development Program in Higher Education in the summer of 2006.

He and his wife, Karen, have two adult children, Savvy and Dane, and welcomed their first grandchild, Adeline Janine Wolfe, in March 2024.



VICE CHANCELLOR FOR INTERCOLLEGIATE ATHLETICS JEFF PURINTON

CAMPUS



Jeff Purinton, a highly-respected, veteran athletics administrator, was announced as Arkansas State's Vice Chancellor for Intercollegiate Athletics on May 4, 2022, becoming the 12th all-time athletics director in school history.

Purinton's positive impact on the Red Wolves' athletics department during his first two years at the helm has been evident, reflecting the same energetic and passionate approach to intercollegiate athletics he has applied throughout his career.

Following a 15-year stint at the University of Alabama, where he served in various administrative roles and eventually was promoted to Executive Deputy Director of Athletics, Purinton arrived in Jonesboro and immediately began establishing a culture of success and transparent communication while building his administration and addressing major multimedia and apparel contracts that required prompt attention.

He successfully navigated the transition, hiring key personnel to fill executive and senior-level positions within the development, marketing, finance and compliance areas while restructuring internally to create more effective and efficient work flow and production. During the same time, he renegotiated lucrative agreements with multimedia rights holder LEARFIELD and adidas while also entering a partnership with Amplify to create a holistic revenue solution designed to serve Red Wolves fans.

This past year, Red Wolves continued their rise under Purinton in 2023-24, scoring 213.0 points in the final Learfield Director's Cup to finish 89th in the nation – the second best in school history and second highest among all Sun Belt members this past year. A-State also led the conference in the women's Capital One Cup standings for the second consecutive year, placing No. 46 in the country.

A-State has claimed the most Sun Belt championships among all league members each of

the last two years, winning a combined nine titles – three more than the second closest school. Including the women's bowling team winning the Southland Bowling League in 2023, the Red Wolves accumulated 10 combined conference championships in 2022-23 and 2023-24 for their second most over any two-year stretch in school history.

The 2023-24 year also saw A-State score a school-record 118 points to place fourth among 14 programs in the Bubas Cup, the Sun Belt's all-sports standings. The Red Wolves claimed their best finish for a full athletics year since 2015-16 and third best this century. Making the finish even more impressive, the league's 14 members the last two years are the most in the history of the league and 11 of those schools compete in more sports that count towards the standings than A-State.

Purinton's second year at the helm saw a school-record 10 different Arkansas State teams compete in the postseason. Since 2022-23, there have been 16 A-State teams participate in postseason competition for the most over any two-year span in school history. The 2023-24 year featured football appearing in its first bowl game since 2019, women's golf making its first postseason appearance in school history, men's basketball returning to postseason play for the first time since 1999, men's golf advancing to an NCAA Regional and women's bowling finishing as the national runner-up for the second straight season.

In addition to committing resources and implementing new initiatives to improve competitive and academic performance, Purinton achieved his goal to strengthen communication and relationships with new and existing fans, donors and alumni through strategic plans by both the Athletics Department and the Red Wolves Foundation. He created monthly "State of the Pack" newsletters and then expanded it to include the Red Wolves' first live and interactive web event open to the public.

Purinton also brought back A-State's coaching caravan tour and rebranded it "Howl on Wheels," spearheaded improved communication by the Red Wolves Foundation and reimagined special donor events and fan-engagement opportunities, such as turning the football team's spring game into an all-day "Pack Day" celebration. Under his direction, A-State continues to formulate new ways to enhance the game-day experience for all its sports. That commitment is reflected by increased attendance in multiple sports, including football (up 49.4 percent since 2021) and men's and women's basketball (increase of at least 200 percent since 2021-22).

VICE CHANCELLOR FOR INTERCOLLEGIATE ATHLETICS JEFF PURINTON



Since launching a new major-giving program – the Scarlet Society – in November 2023, membership has over doubled in households investing philanthropically across different initiatives in the department. Projects supported through these efforts have included the St. Bernard’s Training Room at First National Bank Arena, an updated film room for the men’s and women’s basketball and volleyball teams, an indoor golf studio for the men’s and women’s golf teams, and new computers for the Pack Pride Hall study area for all student-athletes.

His emphasis on the student-athlete experience has been just as strong, meeting both traditional needs and those associated with the Cost of Attendance (COA), Name, Image, and Likeness (NIL) and transfer-portal era. Not only did he create A-State’s first position with a designated “NIL Initiatives” component, he has given the Red Wolves’ Student-Athlete Advisory Committee (SAAC) more ownership and flexibility to improve annual events such as the student-athlete “Welcome Back” and “State Awards” events, which were met with enthusiasm.

During his first year alone at A-State, the Red Wolves earned six conference championships, collected a top-50 finish in the women’s Capital One Cup standings, posted the second highest finish among all Sun Belt Conference schools in the LEARFIELD Director’s Cup standings, and claimed national runner-up honors in women’s bowling. A-State made multiple NCAA postseason appearances on its way to recording its sixth highest finish in the history of the Director’s Cup.

Purinton has responded well to coaching transitions as well. Carrying out one of his first major acts as VCIA, he tabbed Bryan Hodgson, regarded as one of the top recruiters and assistant coaches in the nation with 15-plus years of experience at the collegiate level, to lead the

Red Wolves’ men’s basketball program. The hire proved to be one of the best in the country as Hodgson’s squad was one of just five Division I programs under a coach in his first year at a school to go from 20-plus losses in 2022-23 to 20-plus victories in 2023-24. The team reached the championship game of the Sun Belt tournament for the first time since 2007 after being picked to finish ninth in the preseason.

Most recently, his hire of Mike Silva to lead the baseball program has gained positive reviews from highly respected figures around the college baseball world. Silva comes to Jonesboro after turning around a Nicholls State program the last three years, leading it to a pair of consecutive NCAA Regionals and multiple conference championships.

The Red Wolves have continued to excel academically under Purinton and his academic-support staff with over 200 student-athletes earning a spot on three of the last four Athletics Director’s Honor Rolls. A-State posted at least a 3.02 all-department GPA for both the fall and spring semesters in 2023-24.

Arkansas State also increased its Graduation Success Rate (GSR) to a department-wide 85 percent in 2023, tying the school record previously set in 2018. Additionally, the NCAA’s most recent Academic Progress Rate (APR) data from 2022-23 reflected a single-year 968 score for the Red Wolves, which was a 12-point improvement over the previous year. A-State had 12 sports either match or top their single-year score from the year before, including eight programs that achieved a perfect 1,000 to tie the most since 2019-20.

Purinton has and continues to serve on many prestigious committees, acting as a strong voice for student-athletes and intercollegiate athletics at the national, conference and campus levels. His first year at Arkansas State saw him appointed to the Sun Belt Conference’s Women’s Bas-



VICE CHANCELLOR FOR INTERCOLLEGIATE ATHLETICS JEFF PURINTON

CAMPUS



ketball Strategic Communications Committee, and he also serves on multiple Arkansas State University strategic planning committees. Most recently, Purinton was named Vice Chair of the Sun Belt Athletic Directors and was selected to represent the league at the 2024 College Football Playoff mock selection.

Purinton continues to evaluate and process information to strengthen A-State's national brand, but has already established a strong foundation for the future success of A-State Athletics. In addition to Alabama, Purinton's path to Jonesboro also included professional stops working with the Orange Bowl Committee (2006-07) and the Florida State Athletics Department (1994-2006) while also having a national presence on multiple college football committees.

Purinton served as Alabama's Executive Deputy Director of Athletics after being elevated to the position in 2021, but also held Deputy AD (2019-21), Executive Associate AD (2018-19), Senior Associate AD (2015-18) and Associate Athletics Director for Football Communications (2007-15) titles during his time with the Crimson Tide.

While operating as Executive Deputy Director of Athletics, Purinton was the sport administrator for football as well as the men's and women's golf programs after previously overseeing men's basketball. Additionally, he supervised several departments within athletics, including human resources, marketing and trademark licensing and was the liaison to Crimson Tide Sports Marketing, Alabama's LEARFIELD property.

When current Alabama Director of Athletics Greg Byrne was hired to lead the Crimson Tide in 2017, Purinton was charged with the creation and implementation of the department's new strategic plan. He served on the leadership group that helped develop and launch the de-

partment's new fundraising initiative (The Crimson Standard) with a 10-year goal of raising \$600 million. The first phase of the campaign included renovations to both football locker rooms, the Sports Science Center at the Mal M. Moore Athletic Facility, Rhoads Softball Stadium, as well as recruiting and premium areas at Bryant-Denny Stadium.

Alabama football won six national championships in Purinton's time at UA and took home numerous team and individual national awards. Widely known as one of the best venues in college football, Purinton oversaw the revision of the football game-day production in 2017, improving the overall atmosphere and interaction from the crowd at Bryant-Denny Stadium. Part of that process included the implementation of new LED stadium lighting in 2019, which received positive reviews from both the players and fans.

In March of 2019, Purinton assisted Byrne in the search for a new head men's basketball coach that resulted in the hiring of Nate Oats from Buffalo. In Oats' second season at Alabama (and first full season), the 2020-21 team won both the regular-season and Southeastern Conference Tournament championships for the first time in 30 years and later advanced to the NCAA Sweet 16 and finished No. 5 in the final national rankings. Herb Jones was named SEC Player of the Year and earned All-America honors, while Oats was voted the SEC Coach of the Year. The 2021-22 squad once again advanced to the NCAA Tournament. In 2018, the Tide men's basketball team received an NCAA Tournament bid for the first time since 2012 and earned its first NCAA win since 2006.

In addition to working with several of Alabama's successful athletics teams, Purinton was the department oversight to one of the top LEARFIELD/IMG College groups in the nation in Crimson Tide Sports Marketing. CTSM was

VICE CHANCELLOR FOR INTERCOLLEGIATE ATHLETICS JEFF PURINTON



selected as the 2017 LEARFIELD Property of the Year after setting record-highs in revenue generation. Alabama has also ranked in the top two in royalties generated among the Collegiate Licensing Company's partner institutions each of the last 11 years and was No. 1 in five of the last six seasons.

In 2021, Alabama football's social media accounts each eclipsed the 1 million follower threshold, becoming the only college athletics team to reach this feat on Facebook, Twitter and Instagram. Combined, Alabama athletics social channels generated north of 1.1 billion impressions in 2020. With ties to social media and some of the other external units, Purinton was on the department's committee responsible for Alabama's plan for name, image and likeness and assisted with the creation of The Advantage, a comprehensive program that provides Tide student-athletes with the education and tools necessary to build and elevate their personal brands.

Purinton was hired at Alabama in the summer of 2007 as the Associate Athletics Director for Football Communications, handling all external areas of the program for Coach Nick Saban. He coordinated 12 ESPN College GameDay visits to Tuscaloosa as Alabama hosted the show more than any other school during that time frame. In addition to building and maintaining relationships with national media and the marketing/promotion of Crimson Tide football, Purinton helped strategize and implement plans for the Crimson Caravan (spring booster tour).

He was promoted to oversee all external areas within the department as well as the Crimson Tide Celebrity Golf Tournament beginning in June of 2015.

In 2006, Purinton was hired by the Orange Bowl Committee (OBC) as the Director of Media Relations and Communications. That year, the OBC eclipsed attendance and revenue goals for the Basketball Classic, Fan Fest, Pregame Tailgate Party and Fed Ex Orange Bowl (Louisville versus Wake Forest). Purinton also produced a weekly Orange Bowl radio show and a television program that featured the bowl-sponsored youth football initiative. He led planning for the 2009 BCS National Championship Game which included a \$1.4 million media budget.

Prior to the Orange Bowl and Alabama, Purinton spent more than a decade at Florida State University working in various roles in the athletics department. He began as a student assistant in sports information during his undergraduate years, and followed up as a graduate assistant in 1998. He was promoted to a full-time role as assistant SID in 1999, where he worked directly with two of the winningest coaches in college

history in Head Football Coach Bobby Bowden and Head Baseball Coach Mike Martin. In addition to the baseball and football SID duties, Purinton was the travel advance coordinator for the football program from 1999-2006.

In total, Purinton worked with 12 bowl teams at FSU including the 2000 Sugar Bowl where FSU defeated Virginia Tech to win the 1999 national title. He made two trips to the College World Series as the SID for the Seminole baseball program (1999 and 2000). In the 1999 season with FSU baseball, Marshall McDougall set the NCAA record with six home runs in a single game, and that team went on to finish runner-up at the national championship. From 2004-06, Purinton was the primary Sports Information Director for football.

Purinton has served on several College Football National Championship Game media coordination committees while working at Alabama and the Orange Bowl and was a member of the College Football 150th Anniversary Committee. He has successfully helped promote five Heisman Trophy winning campaigns (Chris Weinke at Florida State; Mark Ingram, Derrick Henry, DeVonta Smith and Bryce Young at Alabama) along with a Campbell Trophy winner (Barrett Jones at Alabama).

Purinton is a member of the National Association of Collegiate Director of Athletics and was previously a member of the Football Writers Associate of America. He was a 2019 NEXT UP honoree by CollegeAD and was selected to attend the NACDA AD Mentoring Institute (2017 & 2019) and the Lead1 Institute (2018). From 2016-17, Purinton served as the athletics department coordinator for the University's United Way campaign.

A native of Palatka, Fla., Purinton received his bachelor's degree in sports management and master's in athletics administration at Florida State University. He and his wife Julie have two daughters, Jillian and Josie.



CAMPUS



ATHLETICS FACILITIES

CAMPUS



Arkansas State's athletics programs compete in top-of-the line facilities.

Centennial Bank Stadium, which opened in 1974, has evolved into a beautiful stadium which seats over 30,000 fans. The stadium has undergone a "Centennial Expansion" construction project that covers 40,000 square feet, including the press box and concourse. Construction on a two-level 66,500 square foot operations center in the north end zone was also completed prior to the start of the 2019 season.

The 192,000 square-foot First National Bank Arena is a multi-purpose facility that is home to the A-State basketball, volleyball and indoor track and field teams.

Coaches and student-athletes moved into a new \$2.7 million track and field complex in spring 2004. It contains a newly-resurfaced eight-lane 400-meter track and can be set up for two NCAA venues.

Three local country clubs graciously allow A-State men's and women's golf programs to utilize their facilities for practice and play.

J.A. "Ike" Tomlinson Stadium-Kell Field serves as the home to Red Wolves baseball. Built in 1993, the stadium received complete lighting in 1996, 206 field-level seats were added for the 2008 season and a new scoreboard was installed in 2011.

A-State's newest women's program, bowling, competes at Hijinx Family Entertainment Center for the annual Mid-Winter Invitational. Prior to the 2022-23 season, A-State moved into The Social which has eight practice lanes, a locker room, the only full kitchenette in collegiate bowling and a player lounge.

The Red Wolves' soccer and track and field teams utilized the same stadium for the first time in school history during the 2014-15 season, as the soccer field was relocated as part of the track facility.

A-State has also completed a new women's soccer and women's tennis facility, which houses both squads' locker rooms, training room, offices and more. New tennis courts were also completed in 2016 as well.

Facilities have received a number of facelifts over the last decade, making sure that the athletics department's "front door" and other sports areas possess a first-class appearance.

Also included in the upgrades have been renovations inside the A-State Football Facility and weight rooms, locker rooms and training rooms at both Centennial Bank Stadium and First National Bank Arena, where new seating has also been installed.



ATHLETICS FACILITIES



Centennial Bank Stadium




Student Activity Center



Soccer/Tennis Complex




First National Bank Arena



RidgePointe Country Club



FNB Arena Weight Room



Tomlinson Stadium and Kell Field



A-State Tennis Courts



Track & Field/Soccer Complex



Academic Success Center

CAMPUS



CITY OF JONESBORO

CAMPUS



Jonesboro, home of Arkansas State University, weighs in as the largest city in Northeast Arkansas. As a matter of fact, if you form a triangle by connecting Little Rock, St. Louis and Memphis, Jonesboro stands out as the largest metropolitan city in what amounts to a 17,000 square mile triangular area.

Jonesboro is a great city of over 70,000, and is always ready to welcome incoming A-State students from the moment they arrive in town. The booming community has matured over the past half century into a regional center for cultural, educational, industrial, commercial, agricultural, communication, transportation, recreational and medical interests. It contains almost every convenience of a big city and every comfort of a small town.

The community is alive with cultural events such as the art exhibitions, theatrical and musical productions, not only on campus but in the city itself through the Jonesboro Fine Arts Council, NEA Foundation of Arts, the Forum and Northeast Arkansas Symphony.

Jonesboro is also the medical hub of northeast Arkansas and southeast Missouri, with two major hospitals and countless medical professionals. The city is also a shopping mecca, offering a modern business district as well as quaint downtown antique shops and restaurants.


One of the five largest cities in Arkansas, Jonesboro is located between the vast and fertile Mississippi River and the cultural and scenic richness of the Ozark Mountains. It is nestled about 70 miles west of Memphis, Tennessee, on the gentle slopes of Crowley's Ridge.

Jonesboro is a comfortable one hour drive from Memphis, two hours from Little Rock and four hours from St. Louis. The City and University have meshed resources in recent years and have truly become the "capital" of the northeast quadrant of the state.

Northeast Arkansas is a recreation haven for the person who enjoys water sports, fishing, hunting, and boating as well as the joys of unspoiled nature. Jonesboro and the surrounding area have an abundance of lakes, rivers, ponds, streams and forests to serve as nature's playgrounds for the avid outdoors person.



2024



2024 SCHEDULE

- AUG31**  **vs. CENTRAL ARKANSAS**
CENTENNIAL BANK STADIUM
- SEPT07**  **vs. TULSA**
CENTENNIAL BANK STADIUM
- SEPT14**  **@ MICHIGAN**
ANN ARBOR, MI
- SEPT21**  **@ IOWA STATE**
AMES, IA
- OCT05**  **vs. SOUTH ALABAMA**
CENTENNIAL BANK STADIUM
- OCT12**  **@ TEXAS STATE**
SAN MARCOS, TX
- OCT19**  **@ SOUTHERN MISS**
HATTIESBURG, MS
- OCT26**  **vs. TROY**
CENTENNIAL BANK STADIUM
- NOV09**  **@ LOUISIANA**
LAFAYETTE, LA
- NOV16**  **@ GEORGIA STATE**
ATLANTA, GA
- NOV23**  **vs. LOUISIANA-MONROE**
CENTENNIAL BANK STADIUM
- NOV30**  **vs. OLD DOMINION**
CENTENNIAL BANK STADIUM
- DEC07**  **SUN BELT CHAMPIONSHIP**
TBD

