

SCHEDULE/RESULTS

SBC: 6-6 | Non-Conference: 4-8
Home: 7-3 | Away: 2-10 | Neutral: 1-1

OCTOBER

25 Trevecca Nazarene (Exh.) W 112-61
30 Central Arkansas (Exh.) W 112-77

NOVEMBER

6 at RV Wisconsin **FIG+** L 73-105

MAC/SBC Challenge | Bowling Green, Ohio

11 at Bowling Green **ESPN+** L 75-81

14 Alcorn State **ESPN+** W 100-86

17 at Iowa **FIG+** L 74-88

Acrisure Invitational | Palm Springs, Calif.

24 vs San Diego L 57-71

25 vs UTRGV W 75-58

28 Jackson State **ESPN+** L 71-75

● ● ● ●

DECEMBER

1 at Little Rock **ESPN+** L 66-77

4 at Alabama **SBC** L 65-89

9 UAB **ESPN+** W 87-68

13 at Louisville **ACCN** W 75-63

20 at Belmont **ESPN+** L 70-74

30 at Georgia State* **ESPN+** L 90-91

● ● ● ●

JANUARY

4 Georgia Southern* **ESPN+** W 109-83

6 Old Dominion* **ESPN+** W 90-75

11 Texas State* **ESPN+** W 85-82

13 Louisiana* **ESPN+** L 77-84

17 at Southern Miss* **ESPN+** L 66-69

20 at Texas State* **ESPN+** W 79-72

26 at Louisiana* **ESPN+** L 75-81

28 at ULM* **ESPN+** L 82-85 OT

31 Southern Miss* **ESPN+** W 78-71

● ● ● ●

FEBRUARY

3 ULM* **ESPN+** W 95-80

7 James Madison* **ESPN+** L 73-77

MAC/SBC Challenge | Jonesboro, Ark.

10 Ohio **ESPN+** 2:00 PM

15 at Troy* **ESPN+** 7:30 PM

17 at South Alabama* **ESPN+** 3:00 PM

22 Troy* **ESPN+** 7:00 PM

24 South Alabama* **ESPN+** 2:30 PM

28 at Coastal Carolina* **ESPN+** 6:30 PM

● ● ● ●

MARCH

1 at Appalachian State* 5:30 PM

Sun Belt Tournament (Pensacola, Fla.)

3 Sun Belt First Round **ESPN+** TBA

5 Sun Belt Quarterfinal **ESPN+** TBA

6 Sun Belt Semifinal **ESPN+** TBA

7 Sun Belt Final **ESPN 2** TBA

* Sun Belt Conference Game
All times listed in Central Time (CT)
Caleb Garner
Director/Media Relations
O: 870-972-2707 | C: 870-316-3382
E: RGarner@astate.edu

MEDIA RELATIONS

GAME
25

ARKANSAS STATE

10-14 • 6-6 Sun Belt

WEDNESDAY, FEB. 7, 2024 • 7 PM • JONESBORO, ARK.

VS

OHIO

13-10 • 7-4 MAC



ARKANSAS STATE RED WOLVES

NET Rank (2/9): 180
Head Coach Bryan Hodgson
Record at A-State 10-14 (1st Year)
Overall Record Same



OHIO BOBCATS

NET Rank (2/9): 160
Head Coach Jeff Boals
Record at OHIO 91-57 (5th Year)
Overall Record 146-98 (8th Year)

GAME INFORMATION

Facility First National Bank Arena
TV ESPN Plus
Radio EAB Red Wolves Sports Network
Live Stats AStateRedWolves.com
Series Record Ohio leads 1-0
At Jonesboro First Meeting
Last Meeting OHIO 69-54 | 11/20/11
Up Next at Troy | Feb. 15

STAT LEADERS • 2023-24

POINTS PER GAME		
A-STATE	Caleb Fields	13.1
OHIO	Jaylin Hunter	14.6
REBOUNDS PER GAME		
A-STATE	Dyondre Dominguez	7.5
OHIO	Elmore James	4.8
ASSISTS PER GAME		
A-STATE	Caleb Fields	5.8
OHIO	Jaylin Hunter	4.9
STEALS PER GAME		
A-STATE	Taryn Todd	1.1
OHIO	Jaylin Hunter	1.5
BLOCKS PER GAME		
A-STATE	Izaiyah Nelson	1.8
OHIO	AJ Clayton	1.7
3-POINTERS		
A-STATE	Avery Felts	50
OHIO	AJ Clayton	48
FIELD-GOAL PERCENTAGE		
A-STATE	Izaiyah Nelson	.624
OHIO	Gabe Wiznitzer	.544
FREE-THROW PERCENTAGE		
A-STATE	Dyondre Dominguez	.781
OHIO	Jaylin Hunter	.773

TALE OF THE TAPE • 2023-24

A-STATE	STATISTIC	OHIO
78.8	Points Per Game	78.4
78.5	Opp. Points Per Game	71.2
+0.2	Scoring Margin	+7.2
37.8	Rebounds Per Game	36.1
+1.0	Rebound Margin	-0.2
15.0	Assists Per Game	14.1
12.1	Turnovers Per Game	9.8
-2.3	Turnover Margin	+3.5
1.2	Assist/Turnover Ratio	1.4
4.4	Blocks Per Game	3.7
5.3	Steals Per Game	6.7
.434	Field-Goal %	.460
.451	Opp. Field Goal %	.424
.350	3-Pt Field-Goal %	.355
.340	Opp. 3-Pt Field-Goal %	.327
.703	Free-Throw %	.715

LAST GAME STARTERS

No.	Name	Position	Class	Height	Weight	Hometown	PTS	REB	AST
0	Caleb Fields	G	Sr.	6-0	190	Lewisburg, Tenn.	13.1	2.6	5.8
3	Derrian Ford	G	So.	6-3	207	Magnolia, Ark.	9.8	4.3	1.5
10	Avery Felts	G	RJr.	6-2	191	Bono, Ark.	7.0	1.8	0.9
35	Izaiyah Nelson	F	So.	6-10	210	Marietta, Ga.	8.0	6.2	1.9*
45	Dyondre Dominguez	F	Jr.	6-9	208	Providence, R.I.	12.3	7.5	2.0

RESERVES

No.	Name	Position	Class	Height	Weight	Hometown	PTS	REB	AST
1	LaQuill Hardnett	F	Gr.	6-8	204	Philadelphia, Pa.	2.3	2.5	0.4*
2	Freddy Hicks	G	Jr.	6-6	214	Searcy, Ark.	9.4	4.8	2.1
4	Noah McDavid	G	Jr.	6-5	191	Dallas, Texas	1.3	0.0	0.0
6	Taryn Todd	G	Jr.	6-4	177	Vaughan, Ontario, Canada	11.8	3.0	2.5
7	Zane Butler	G	Jr.	5-11	155	Paragould, Ark.	3.7	0.7	0.4
8	Lado Laku	C	Jr.	6-10	214	Dallas, Texas	2.6	3.0	0.7*
11	Terrance Ford Jr.	G	So.	6-1	177	Chicago, Ill.	4.5	2.5	2.5
23	Julian Lual	F	Jr.	6-6	197	Calgary, Alberta, Canada	4.9	2.5	0.7

* Blocks Per Game





RED WOLVES AT A GLANCE

RECORD 10-14

SUN BELT RECORD 6-6

LAST GAME L 73-77 vs James Madison

Head Coach



Bryan Hodgson

Assistant Coach



Jamie Quarles

Assistant Coach



Tee Butters

Assistant Coach



Derek Rongstad

RED Last game starter

BLACK Reserve

OUTLINE

Out for season (Injury)

Summary table with columns for FG, 3PT, FT, REBOUNDS, PF, DQ, A, TO, BLK, STL, PTS, AVG for A-State, Opponent, Ohio, and Opponent.

0 CALEB FIELDS G | Sr. | 6-0 | 190 | Lewisburg, Tenn. | Aspire Academy. Stats: PPG 13.1, RPG 2.6, APG 5.8, FG% .467, 3FG% .345, FT% .629, MPG 31.4. Pts: 35 vs Texas State | 1-11-24. Blks: 2 vs Georgia Southern | 1-11-23.

1 LAQUILL HARDNETT (La-KWILL) F | Gr. | 6-8 | 208 | Philadelphia, Pa. | Buffalo. Stats: PPG 2.3, RPG 2.5, BPG 0.4, FG% .545, 3FG% .500, FT% .500, MPG 8.6. Pts: 27 at Western Michigan | 2-4-23. Blks: 4 vs Point Park | 11-29-21.

2 FREDDY HICKS G | Jr. | 6-6 | 214 | Searcy, Ark. | Tarleton State. Stats: PPG 9.4, RPG 4.8, APG 2.1, FG% .364, 3FG% .250, FT% .672, MPG 23.7. Pts: 30, 2x, vs Radford | 3-19-23. Blks: 3, 2x, at UT Arlington | 2-6-23.

3 DERRIAN FORD G | So. | 6-3 | 207 | Magnolia, Ark. | Arkansas. Stats: PPG 9.8, RPG 4.3, APG 1.5, FG% .388, 3FG% .360, FT% .804, MPG 26.8. Pts: 20 at ULM | 1-28-24. Blks: 1 at Bowling Green | 11-11-23.

4 NOAH McDAVID G | Jr. | 6-5 | 191 | Dallas, Texas | Tarleton State. Stats: PPG 1.3, RPG 0.0, APG 0.0, FG% .500, 3FG% .400, FT% - , MPG 3.3. Pts: 25 vs Dallas Christian | 12-7-21. Blks: 1, 2x, at UT Arlington | 2-6-23.

6 TARYN TODD (TAIR-in) G | Jr. | 6-4 | 177 | Vaughan, Ont., Canada | NW Fla. State College. Stats: PPG 11.8, RPG 3.0, APG 2.5, FG% .402, 3FG% .318, FT% .730, MPG 24.9. Pts: 31 at Bowling Green | 11-11-23. Blks: 4 vs Grambling | 11-15-21.

7 ZANE BUTLER G | Jr. | 5-11 | 155 | Paragould, Ark. | Navarro JC. Stats: PPG 3.7, RPG 0.7, APG 0.4, FG% .422, 3FG% .457, FT% .842, MPG 9.7. Pts: 16 vs ULM | 2-3-24. Blks: 2 vs Alcorn State | 11-14-23.

8 LADO LAKU (Luh-DOO Luh-KOO) F | Jr. | 6-10 | 214 | Dallas, Texas | Indian Hills CC. Stats: PPG 2.6, RPG 3.0, BPG 0.7, FG% .677, 3FG% - , FT% .722, MPG 9.8. Pts: 9 at Lamar | 3-1-21. Blks: 3 vs Alcorn State | 11-14-23.

9 OBADIAH CURTIS G | Jr. | 6-5 | 191 | Fresno, Calif. | Reedley College. Stats: PPG -, RPG -, APG -, FG% -, 3FG% -, FT% -, MPG -. Pts: -. Blks: -. Stls: -. Mins: -.

10 AVERY FELTS G | Rjr. | 6-2 | 191 | Bono, Ark. | Westside HS. Stats: PPG 7.0, RPG 1.8, APG 0.9, FG% .404, 3FG% .410, FT% .692, MPG 22.0. Pts: 21 at Georgia State | 12-30-23. Blks: 2 at SEMO | 11-19-21.

11 TERRANCE FORD JR. G | So. | 6-1 | 177 | Chicago, Ill | Victory Rock Prep. Stats: PPG 4.5, RPG 2.5, APG 2.5, FG% .083, 3FG% .111, FT% .857, MPG 15.4. Pts: 25, 2x, vs Coastal Carolina | 2-28-23. Blks: 5 vs Texas State | 1-12-23.

19 MALCOLM FARRINGTON G | Rjr. | 6-3 | 215 | West Palm Beach, Fla. | DME Academy. Stats: PPG -, RPG -, APG -, FG% -, 3FG% -, FT% -, MPG -. Pts: 18 vs Bethel | 1-27-22. Blks: 1, 5x, vs ULM | 12-31-22.

23 JULIAN LUAL (LEW-el) F | Jr. | 6-6 | 197 | Calgary, Alb., Canada | McCook CC. Stats: PPG 4.9, RPG 2.5, BPG 0.3, FG% .433, 3FG% .385, FT% .800, MPG 13.3. Pts: 14, 2x, vs ULM | 2-3-24. Blks: 3 vs Bethel | 11-27-22.

30 JACOB ST. CLAIR G | Fr. | 6-3 | 165 | Sand Rock, Ala. | Sand Rock HS. Stats: PPG -, RPG -, APG -, FG% -, 3FG% -, FT% -, MPG -. Pts: -. Blks: -. Stls: -. Mins: -.


35 IZAIYAH NELSON F | So. | 6-10 | 210 | Marietta, Ga. | Marietta HS. Stats: PPG 8.0, RPG 6.2, BPG 1.8, FG% .624, 3FG% .111, FT% .667, MPG 18.3. Pts: 17, 2x, vs Louisiana | 1-13-24. Blks: 4, 4x, vs ULM | 2-3-24.

45 DYONDRE DOMINGUEZ F | Jr. | 6-9 | 208 | Providence, R.I. | UMass. Stats: PPG 12.3, RPG 7.5, BPG 0.6, FG% .420, 3FG% .321, FT% .781, MPG 29.3. Pts: 26 vs Georgia Southern | 1-4-24. Blks: 3 at Yale | 11-12-21.





RADIO / TV ROSTER



0

CALEB FIELDS
G | 6-0 | 190 | Sr.
Lewisburg, Tenn.




1

LAQUILL HARDNETT
F | 6-8 | 204 | Gr.
Philadelphia, Pa.



2

FREDDY HICKS
G | 6-6 | 214 | Jr.
Searcy, Ark.



3

DERRIAN FORD
G | 6-3 | 207 | So.
Magnolia, Ark.



4

NOAH McDAVID
G | 6-5 | 191 | Jr.
Dallas, Texas



6

TARYN TODD
G | 6-4 | 177 | Jr.
Vaughan, Ontario, Canada



7

ZANE BUTLER
G | 5-11 | 155 | Jr.
Paragould, Ark.



8

LADO LAKU
F | 6-10 | 214 | Jr.
Dallas, Texas



9

OBADIAH CURTIS
G | 6-5 | 191 | Jr.
Fresno, Calif.



10

AVERY FELTS
G | 6-2 | 191 | Rjr.
Bono, Ark.



11

TERRANCE FORD JR.
G | 6-1 | 177 | So.
Chicago, Ill.




19

MALCOLM FARRINGTON
G | 6-3 | 215 | Rjr.
West Palm Beach, Fla.




23

JULIAN LUAL
F | 6-6 | 197 | Jr.
Calgary, Alberta, Canada



30

JACOB ST. CLAIR
G | 6-3 | 165 | Fr.
Sand Rock, Ala.



35

IZAIYAH NELSON
F | 6-10 | 210 | So.
Marietta, Ga.



45

DYONDRE DOMINGUEZ
F | 6-9 | 208 | Jr.
Providence, R.I.

2023-24 ROSTER

#	Name	Pos	Yr.	Ht.	Wt.	Hometown/Last School
0	Caleb Fields	G	Sr.	6-0	190	Lewisburg, Tenn./Aspire Academy
1	LaQuill Hardnett	F	Gr.	6-8	204	Philadelphia, Pa./Buffalo
2	Freddy Hicks	G	Jr.	6-6	214	Searcy, Ark./Tarleton State
3	Derrian Ford	G	So.	6-3	207	Magnolia, Ark./Arkansas
4	Noah McDavid	G	Jr.	6-5	191	Dallas, Texas/ Tarleton State
6	Taryn Todd	G	Jr.	6-4	177	Vaughan, Ont., Can./Northwest Fla. State Coll.
7	Zane Butler	G	Jr.	5-11	155	Paragould, Ark./Navarro JC
8	Lado Laku	F	Jr.	6-10	214	Dallas, Texas/Indian Hills CC
9	Obadiah Curtis	G	Jr.	6-5	191	Fresno, Calif./Reedley College
10	Avery Felts	G	Rjr.	6-2	191	Bono, Ark./Westside HS
11	Terrance Ford Jr.	G	So.	6-1	177	Chicago, Ill./Victory Rock Prep
19	Malcolm Farrington	G	Rjr.	6-3	215	West Palm Beach, Fla./DME Academy
23	Julian Lual	F	Jr.	6-6	197	Calgary, Alb., Can./McCook CC
30	Jacob St. Clair	G	Fr.	6-3	165	Sand Rock, Ala./Sand Rock HS
35	Izaiyah Nelson	F	So.	6-10	210	Marietta, Ga./Marietta HS
45	Dyondre Dominguez	F	Jr.	6-9	208	Providence, R.I./UMass

Head Coach: **Bryan Hodgson** (Fredonia State '11); 1st Season
 Assistant Coach: **Jamie Quarles** (Augusta State '08); 1st Season
 Assistant Coach: **Tee Butters** (Clemson '11); 1st Season
 Assistant Coach: **Derek Rongstad** (Wisconsin-Whitewater '18); 1st Season
 Director of Basketball Operations: **Drew Wilson** (Mercer '11); 3rd Season

PRONUNCIATIONS

1	LaQuill Hardnett	LA-KWILL
3	Derrian Ford	Like "Darian"
6	Taryn Todd	TAIR-in
8	Lado Laku	La-DOO La-KOO
23	Julian Lual	LEW-el
35	Izaiyah Nelson	"Isaiah"
45	Dyondre Dominguez	Dee-ON-dray
	Bryan Hodgson	HOD-son
	Jamie Quarles	KWARLZ
	Derek Rongstad	WRONG-stad

STARTING LINEUPS

G	G	G/F	G/F	F	Record
Fields	D. Ford	Felts	Nelson	Dominguez	6-6
Fields	Hicks	D. Ford	Nelson	Dominguez	2-1
Hicks	D. Ford	Todd	Laku	Dominguez	1-0
Hicks	Todd	Felts	Laku	Dominguez	1-1
Fields	Hicks	D. Ford	Felts	Nelson	0-1
Fields	Hicks	Todd	Laku	Dominguez	0-1
Fields	Hicks	Todd	Felts	Nelson	0-1
Fields	Hicks	Todd	Felts	Dominguez	0-1
Fields	Hicks	D. Ford	T. Ford Jr.	Laku	0-1
Hicks	D. Ford	Todd	Nelson	Dominguez	0-1



THE OPPONENT: OHIO



SERIES HISTORY

Games.....	1
Standing.....	Ohio leads 1-0
At Jonesboro.....	-
At Athens.....	Ohio leads 1-0
At Neutral Site.....	-
Last Win.....	-
Last Home Win.....	-
Last Road/Neutral Win.....	-
Last Loss.....	54-69 (Nov. 20, 2011)
Last Home Loss.....	-
Last Road/Neutral Loss.....	54-69 (Nov. 20, 2011)
Largest Margin of Victory.....	-
Largest Margin of Defeat.....	15 (54-69) 11/20/11
Current Streak.....	Ohio W1

ALL-TIME MEETINGS

Date	Location	Result	Score
11/20/11	Athens	L	54-69

NEXT OPPONENT: TROY



Date/Time.....	Thursday, Feb. 15 // 7:30 PM
TV.....	ESPN+
Site.....	Troy, Ala. Trojan Arena
TROY 2023-24 Record.....	16-8 (10-2 SBC)
TROY Head Coach.....	Scott Cross
Record at TROY.....	76-72 (5th Year)

SERIES HISTORY vs TROY

Games.....	28
Standing.....	Troy leads 17-11
At Jonesboro.....	Troy leads 7-5
At Troy.....	Troy leads 8-5
At Neutral Site.....	Troy leads 2-1
Last Win.....	78-62 (Jan. 25, 2020)
Last Home Win.....	76-68 OT (Jan. 11, 2020)
Last Road/Neutral Win.....	78-62 (Jan. 25, 2020)
Last Loss.....	59-63 (March 2, 2023)
Last Home Loss.....	62-67 (Feb. 16, 2023)
Last Road/Neutral Loss.....	59-63 (March 2, 2023)
Largest Margin of Victory.....	24 (83-59) 2/16/12
Largest Margin of Defeat.....	24 (83-107) 3/3/06
Current Streak.....	Troy W4

LAST FIVE MEETINGS

Date	Location	Result	Score
1/25/20	Troy	W	78-62
2/10/22	Troy	L	77-79
1/7/23	Troy	L	54-66
2/16/23	Jonesboro	L	62-67
3/2/23	Pensacola, Fla.	L	59-63

LAYUP LINES

- » Arkansas State steps out of conference play on Saturday, hosting Ohio as part of the MAC-SBC Challenge. Tip-off versus the Bobcats is slated for 2 p.m. on ESPN Plus. On the airwaves, the radio broadcast can be heard across the EAB Red Wolves Sports Network and the A-State Athletics mobile app.
- » A-State is looking to bounce back after a four-point loss to James Madison Wednesday. The Red Wolves' six conference losses have come by a total of 24 points.
- » Guard **Caleb Fields** earned SBC Player of the Week honors after averaging 24.5 points and 10.5 assists in wins over Southern Miss and ULM. He is one of three players in the country to own a performance of 20 points and 13 assists this season.
- » Fields ranks among the top 30 players nationally in assists (128-30th/1st SBC) and assists per game (5.8-24th/1st) entering Saturday.
- » A-State has scored 85 or more points in five Sun Belt Conference games for the first time since 1966-67. The Red Wolves are 6-1 when scoring 85 points or more this season overall, with the seven occurrences being the most since 2018-19 (7).
- » The Red Wolves have already surpassed last season's Sun Belt Conference win total (4).
- » Arkansas State is the most efficient offense in the Sun Belt (**111.4** overall/**118.1** in SBC play per KenPom), with an effective FG percentage of **51.5 percent**.
- » **Derrian Ford** notched his second straight double-double last Wednesday against Southern Miss with 13 points and 10 rebounds.
- » **Dyondre Dominguez** holds a team-leading 16 games with 10 or more points.
- » Through 24 games last season, A-State owned a NET ranking of 317. This season? The Red Wolves have been as high as 179.

SERIES HISTORY

- » Saturday marks just the second all-time meeting between Arkansas State and Ohio, with the Bobcats claiming the lone meeting 69-54 in Athens in 2011 in the Global Sports Invitational.

GET SOME (MAC)TION

- » Saturday's game is the second of two contests in the inaugural MAC-SBC Challenge. A-State took on Bowling Green on Nov. 11, falling 81-75 in Ohio.
- » The MAC holds a slight 7-5 lead following the 12 November matchups.

A WIN WOULD:

- » Move Arkansas State to 11-14 on the season.
- » Run A-State's home record to 8-3 on the year.
- » Be the program's first against Ohio
- » Be better than a loss.

LAST TIME VS OHIO

Ohio 69 - Arkansas State 54
November 20, 2011 • Convocation Center

Score by periods	1st	2nd	OT	Total
Arkansas State	25	29	-	54
Ohio	38	31	-	69

Game Leaders	A-State	Ohio
Points	Peterson - 19	Three tied - 13
Rebounds	Peterson - 7	Offutt - 9
Assists	Finn - 4	Cooper - 6

- » Arkansas State shot 44.2 percent from the field, while the Bobcats 42.4 percent.
- » Ohio won the rebounding battle 34-28.

LAST TIME OUT

James Madison 77 - Arkansas State 73
February 7, 2024 • First National Bank Arena

Score by periods	1st	2nd	Total
James Madison	35	42	77
Arkansas State	22	51	73

Game Leaders	JMU	A-State
Points	Freidel - 19	Todd - 18
Rebounds	Freidel - 10	Hicks - 11
Assists	Brown - 5	Todd - 7

- » Announced crowd of 3,824 was a season high and largest attendance since Feb. 17, 2017 (6,367 vs Little Rock).
- » Taryn Todd scored in double figures for the seventh time in eight games.
- » Freddy Hicks grabbed a game-high 11 rebounds off the bench.
- » Derrian Ford matched a career high with three 3-point makes for 13 points on the night.

THREE'S COMPANY

- » Make no mistake... when Arkansas State takes the court, there's no shortage of shots from the perimeter.
- » A whopping **45.9 percent** (683/1488) of the Red Wolves' field-goal attempts have come from deep - second in the conference only to Georgia Southern (46.1%) and ranking 25th nationally. Of the team's total points, **38.0 percent** come from deep, which ranks 21st.
- » A-State has hit 10-plus 3-pointers in 13 games - the most since before 2010 and currently tied for ninth most in Division I. Additionally, the Red Wolves are one of just two Sun Belt teams to have hit 18 or more treys twice this year.
- » Individually, **Avery Felts** leads the way with 89.7 percent (122/136) of his field-goal tries emerging from beyond the arc. All but 19 of his points this season have come from deep.
- » Felts ranks 10th in school history in career threes, passing Tevoris Thompson (2003-04) for 10th. He is two more away from moving into a tie for ninth place.
- » Since the start of league play, the Mayor of Bono has been a major threat from downtown, hitting at a 46.8-percent mark (29/62).
- » **Dyondre Dominguez** joins Felts (50 3FGM) with 44 made treys, while Derrian Ford has 41 to make A-State one of two Sun Belt teams to have three players with 40-plus 3-pointers made this season.
- » Defensively, the Red Wolves are one of the nation's best at locking down the perimeter, ranking third nationally with just 26.6 percent of opposing teams' field-goal attempts coming from 3.
- » As a team, A-State has attempted 683 from deep - the fourth most in school history and most since 709 in 2018-19. The 239 makes are good for fourth most and the most since 282 in 2013-14.

Career 3-Pointers Made List

Rk	Player	Years	3FGM
8	Marquis Eaton	2017-22	163
9	Cameron Golden	2012-15	148
10	Avery Felts	2020-pres.	147

Single-Season 3-Pointers Made

Rk	Season	3FG Made
1	2013-14	282
T2	2006-07 & 2002-03	241
4	2023-24	239
5	2018-19	237

Single-Season 3-Pointers Attempted

Rk	Season	3FG Attempted
2	2018-19	709
3	2017-18	695
4	2023-24	683





FIELDS DAY

- » Fifth-year senior **Caleb Fields** is up to 604 assists for his career, ranking second in school history in helpers behind Chico Fletcher and fourth in Sun Belt history.
- » He earned Sun Belt Player of the Week honors for the second time this season on Tuesday after averaging 24.5 points and 10.5 assists in a pair of wins over Southern Miss (27p/8a) and ULM (22p/13a).
- » The guard is one of three Division-I players to record multiple 20-point/10-assist outings, and one of three with a 20-point/13-assist performance.
- » Fields is the team's active scoring leader with 1,482 points, ranking eighth in program history, while also being the school's all-time leader in games started and free throws attempted. He is also in possession of second in career free throws made and games played.
- » The Lewisburg, Tenn., native is also among elite company, being just one of three players in program history to amass at least 1,000 points, 300 rebounds and 400 assists since assists were officially recognized by the NCAA in the 1983-84 season.
- » Entering Saturday, Fields stands 13th among the NCAA's active career leaders (all divisions) in assists (604) and 43rd in assist/turnover ratio (1.97). He is also eighth among Division-I players in free throws attempted (668) and 15th in free-throw makes (467).
- » This season, Fields leads the Sun Belt in both assists (128) and assists per game (5.8), upping that average to 7.3 in league contests.

A-State Players with 1,000 Pts / 300 Rebs / 400 Asts				
Player (Years)	Pts	Rebs	Asts	
Chico Fletcher (1996-00)	1465	336	893	
Marquis Eaton (2017-22)	1654	411	476	
Caleb Fields (2019-)	1482	441	604	

**since NCAA recognized assist statistic (1983-84)

Career Scoring			
Rk	Player	Years	Points
7	Dan Henderson	1973-77	1,543
8	Caleb Fields	2019-pres.	1,482
9	Chico Fletcher	1996-00	1,465

Career Assists			
Rk	Player	Years	Assists
1	Chico Fletcher	1996-00	893
2	Caleb Fields	2019-pres.	604
3	Carl Archer	1986-89	544

Career Steals			
Rk	Player	Years	Steals
8	Jay Hansen	1980-84	133
9	Caleb Fields	2019-pres.	132
10	Bo Brown	1987-89	130

Career Games Played			
Rk	Player	Years	Games
1	Marquis Eaton	2017-22	149
2	Caleb Fields	2019-pres.	139
3	Ed Townsel	2010-14	129

Career Games Started			
Rk	Player	Years	Starts
1	Caleb Fields	2019-pres.	127
2	Marquis Eaton	2017-22	121
3	Trey Finn	2009-13	120

Career Free Throws Made			
Rk	Player	Years	FTM
1	Jerry Rook	1961-65	521
2	Caleb Fields	2019-pres.	467
3	John Dickson	1963-67	429

Career Free Throws Attempted			
Rk	Player	Years	FTA
1	Caleb Fields	2019-pres.	668
2	Jerry Rook	1961-65	657
3	John Belcher	1968-72	617



IF THERE'S A WILL THERE'S A ZAY

- » Sophomore forward **Izaiyah Nelson** has started to come into his own as the season has progressed.
- » Since Dec. 4 at Alabama (16 games), the Marietta, Ga., native is averaging 10.4 points, 7.4 rebounds and 2.3 blocks while shooting 63.1 percent from the floor.
- » In addition to his 37 blocked shots, Nelson has tallied 12 steals over that stretch.
- » He has also already the top 10 for career blocked shots in program history, owning 87 blocks to rank sixth all-time.
- » His 43 blocked shots currently rank inside the top 40 nationally and third in the Sun Belt. He is one swat away from matching his total from last season, which is 10th most in a single season at A-State.

Career Blocked Shots			
Rk	Player	Years	Blocks
5	Norchad Omier	2020-22	90
6	Izaiyah Nelson	2022-pres.	87
7	Kim Adams	2001-04	77

Single-Season Blocked Shots			
Rk	Player	Years	Blocks
9	Jeff Clifton	1993-94	49
10	Izaiyah Nelson	2022-23	44
11	Izaiyah Nelson	2023-24	43

FORD TOUGH

- » Sophomore guard **Derrian Ford** is also starting to show why he was the two-time Gatorade Player of the Year in the state his last two years of high school, notching back-to-back double-doubles Sunday and Wednesday.
- » The Magnolia, Ark., native enters Saturday having scored 10 or more in 12 games this season.
- » He had the best game of his career on 1/28 at ULM, going for career highs in points (20) and rebounds (12) for his first career double dip. Ford followed it up with 13 points and 10 boards (8 in the second half) last Wednesday against Southern Miss.
- » Ford is also shooting the ball near 40 percent both overall (38.8%) and from deep (36.0%). In Sun Belt play, Ford is shooting 38.3 percent from the floor and 36.1 percent from 3, while hitting 33-of-36 (91.7%) at the foul line.

BLUE COLLAR POINTS

The Hard Hat Award is something which is handed out to an A-State men's basketball player at the end of each game. The Blue Collar point system accumulates over the course of a game with the player earning the highest total winning the Hard Hat. Deflections, steals, blocks, rebounds and loose balls count for 1 point. Offensive rebounds are worth 1.5 points, floor dives are 2 and charges are worth 4.

Opponent	Team Total	Hard Hat
Trevecca Nazarene ^{EXH}	90	Izaiyah Nelson
Central Arkansas ^{EXH}	99	Caleb Fields
at Wisconsin	60	Freddy Hicks
at Bowling Green	62.5	Dyondre Dominguez
Alcorn State	71.5	Freddy Hicks
at Iowa	78.5	Freddy Hicks
vs San Diego	99.5	Freddy Hicks
vs UTRGV	85	Izaiyah Nelson
Jackson State	51.5	Avery Felts
at Little Rock	104	Izaiyah Nelson
at Alabama	78.5	Dyondre Dominguez
UAB	62	Dyondre Dominguez
at Louisville	82	Izaiyah Nelson
at Belmont	78.5	Izaiyah Nelson
at Georgia State	57	Julian Lual
Georgia Southern	83	Derrian Ford
Old Dominion	72	Taryn Todd
Texas State	57	Caleb Fields
Louisiana	58	Izaiyah Nelson
at Southern Miss	60	Dyondre Dominguez
at Texas State	100	Julian Lual
at Louisiana	93	Izaiyah Nelson
at ULM	96.5	Derrian Ford
Southern Miss	61	Izaiyah Nelson
ULM	71	Izaiyah Nelson

Hard Hat Winners

Izaiyah Nelson	9
Freddy Hicks	4
Dyondre Dominguez	4
Caleb Fields	2
Julian Lual	2
Derrian Ford	2
Avery Felts	1
Taryn Todd	1

Cumulative Blue Collar Points Totals (including exhibitions)

Izaiyah Nelson	307.0
Dyondre Dominguez	304.0
Freddy Hicks	205.5
Derrian Ford	203.0
Taryn Todd	168.5
Lado Laku	138.5
Avery Felts	138.0
Caleb Fields	135.5
Julian Lual	121.0
LaQuill Hardnett	47.5
Zane Butler	30.0
Noah McDavid	2.5
Terrance Ford Jr.	1.0

RED WOLVES IN NCAA ACTIVE CAREER LEADERS

Name	Category	Value	D-I	All Div.
Caleb Fields	Assists	604	12*	13
	Assist Average	4.35	35	76
	FTs Made	467	15*	26
	FTs Attempted	668	8*	12
	Assist/TO Ratio	1.97	29*	43
Freddy Hicks	FTs Made	372	41	-
	FTs Attempted	504	35	-

* - leads Sun Belt Conference



2023-24 HONORS

#0 Caleb Fields

Sun Belt Player of the Week - Jan. 16

Sun Belt Player of the Week - Feb. 6

#2 Freddy Hicks

Sun Belt Player of the Week - Nov. 21

Preseason Third Team All-Sun Belt

#3 Derrian Ford

The Almanac Preseason SBC Newcomer of the Year

#11 Terrance Ford Jr.

Preseason Third Team All-Sun Belt

RECORDS SET IN 2023-24

Points Scored - SBC Game

109 - Jan. 4, 2024 vs Georgia Southern

3-Point Field Goal Attempts

43 - Nov. 14, 2023 vs Alcorn State

- Arena record

3-Point Field Goal Attempts - SBC Game

39 - Jan. 6, 2024 vs Old Dominion

Jan. 28, 2024 at ULM

3-Point Field Goals - SBC Game

18 - Jan. 6, 2024 vs Old Dominion

POINTS PER POSSESSION COMPARISON

Game (W/L)	Arkansas State			Opponent	
	Points	Poss.	PPP	Points Allowed	PPP Allowed
11/6 at Wisconsin (L)	76	81	0.94	105	1.30
11/11 at Bowling Green (L)	75	69	1.09	81	1.17
11/14 vs Alcorn State (W)	100	70	1.43	86	1.23
11/17 at Iowa (L)	74	77	0.96	88	1.14
11/24 vs San Diego (L)	57	73	0.78	71	0.97
11/25 vs UTRGV (W)	75	67	1.12	58	0.87
11/28 vs Jackson State (L)	71	68	1.04	75	1.10
12/1 at Little Rock (L)	66	73	0.90	77	1.05
12/4 at Alabama (L)	65	76	0.86	89	1.17
12/9 vs UAB (W)	87	66	1.32	68	1.03
12/13 at Louisville (W)	75	69	1.09	63	0.91
12/20 at Belmont (L)	70	71	0.99	74	1.04
12/30 at Georgia State (L)	90	70	1.29	91	1.30
1/4 vs Georgia Southern (W)	109	70	1.56	83	1.19
1/6 vs Old Dominion (W)	90	72	1.25	75	1.04
1/11 vs Texas State (W)	85	62	1.37	82	1.22
1/13 vs Louisiana (L)	77	67	1.15	84	1.29
1/17 at Southern Miss (L)	66	70	0.94	69	1.00
1/20 at Texas State (W)	79	66	1.20	72	1.13
1/26 at Louisiana (L)	75	72	1.04	81	1.17
1/28 at ULM (L)	82	76	1.08	85	1.09
1/31 vs Southern Miss (W)	78	62	1.26	71	1.13
2/3 vs ULM (W)	95	69	1.38	80	1.16
2/7 vs James Madison (L)	73	69	1.06	77	1.13
TOTAL	1890	1674	1.13	1885	1.13

STILL D-R-E

- » **Dyondre Dominguez**, that is... He has scored nine or more points in 18 games this season, including double figures in 16 contests, to average 12.3 points.
- » On the glass, Dominguez currently ranks seventh in the Sun Belt Conference in total rebounds (179) and defensive rebounding (5.50).

SHARE THE WEALTH

- » Arkansas State is one of the most unselfish teams in the Sun Belt, averaging 15.0 assists per game (4th SBC) and having an assist rate of 55.6 percent (2nd).
- » The Red Wolves have 15 or more assists in 13 games, including 20-plus four times this season - one shy of last year's total of five 20-dime games. The 13 games with 15-plus helpers is the most since 19 in 2021-22.
- » Guard **Caleb Fields** has been stellar as the Red Wolves' floor general, leading the Sun Belt Conference in assists (128) and assist average (5.8). In league play, he is averaging 7.25 dimes per contest with a league-best assist/turnover ratio of 3.48. He is 30th nationally in total assists and 24th in assists per game.
- » The Red Wolves have had 10 games this season with an assist percentage of 60 percent or better.

PROVIDING A SPARK

- » Junior guard **Taryn Todd** has provided a key spark off the bench for Arkansas State this season.
- » The Canadian averages 10.1 points in games he hasn't started, including 10-plus in seven of the last eight contests, while shooting 39.8 percent from the field.
- » Two more players, **Julian Lual** (14 points) and **Zane Butler** (16 points), combined to go 7-for-7 from 3-point range last Saturday against ULM. Lual is shooting 40.9 percent from deep in league play with 5.9 points per game, while Butler has hit 66.7 percent of his perimeter shots.

FAMILY TIES

- » Junior **Freddy Hicks** may be one of 10 new faces on the Arkansas State roster, but he won't be the first "Freddy Hicks" to take the floor inside what is now First National Bank Arena.
- » Hicks' father, Freddy, is Arkansas State's all-time blocks leader (204) and lettered for A-State from 1995-99. He anchored the post in the team's run to the 1999 NCAA Tournament.
- » The Searcy native looks to carve his own legacy in the Scarlet and Black after transferring back home to the Natural State from Tarleton State.
- » Hicks scored in double figures in eight of his first 12 games of the season, including 16 at Louisville on Dec. 13, before going down to injury on Dec. 20 at Belmont. In his last three games since returning to the rotation, Hicks is averaging 6.3 points and 6.7 rebounds off the bench - including 7 points and 11 boards Wednesday night versus James Madison.

SCORING IN BUNCHES

- » Points have not come at a premium for Arkansas State since conference play began.
- » The Red Wolves have dropped 85 or more in five of its 12 league games (90+ in 4 games) to average a league-leading 83.3 points in conference action.
- » A-State has five games of 85-plus points in conference play for the first time since 1966-67 (5).
- » The Scarlet and Black have also scored 75-plus in 10 of 12 conference games, the most since doing so a dozen times in 2019-20.

FINAL FIVE MINUTES

- » The final five minutes of a game have been key for Arkansas State this season.
- » When leading with five minutes remaining in regulation, the Red Wolves are 10-2 on the year, while going 0-12 when tied or trailing at the under-5 mark.

OFFENSIVE IMPROVEMENT

- » Head Coach **Bryan Hodgson** has brought a much faster, analytically-based offensive philosophy, and it has already produced statistical improvements from last season.
- » The Red Wolves are scoring at a much higher rate and lead the Sun Belt in 3-point field goal attempts and makes, both of which rank inside the top 20 nationally.

OFFENSIVE TRENDS

Stat	2022-23	2023-24
Scoring Offense	65.7	78.8
Assists/Game	13.1	15.0
Assist/Turnover Ratio	1.1	1.2
3-point FG Attempts/Game	18.0	28.5
3-point FG Made/Game	6.3	10.0
Possessions/Game	63.2	68.5

FAST & FURIOUS (AND EFFICIENT)

- » Last season, Arkansas State ranked 344th nationally in pace, averaging 63.2 possessions per game.
- » This season has seen a drastic change in that area, with the Red Wolves averaging nearly 70 possessions.
- » Entering Saturday's game, A-State is averaging 68.5 possessions per game. The Red Wolves have recorded 70 or more possessions in 13 games this year after accounting for just four last season - two against non-Division-I foes.
- » Despite the uptick in pace, the Red Wolves boast the league's most efficient offensive unit, ranking among the top 90 nationally and leading the Sun Belt Conference.

EFFICIENCY IMPROVEMENTS

Stat	2022-23	2023-24
KenPom Rank (thru 24 gms)	327	164
Adj. Offensive Efficiency	100.0	111.4
National/SBC Rank	278/12	87/1
Adj. Offensive Efficiency ^(vs SBC)	96.9	118.1
Sun Belt Rank	13	1
Adj. Tempo	63.2	68.5
Avg. Possession Length	18.7	16.9
Games w/ 70+ Possessions	4	13

ON THIS DATE

- » A-State is set to play on February 10 for the 19th time since 1960 on Saturday, owning a 7-11 record.
- » Saturday marks the first non-conference game on this date since a 1977 contest at Southeast Missouri.

FEB 10

Record Streak Last

7-11
Lost 2
2022 (L 77-79) at Troy

ALL-TIME GAMES ON FEBRUARY 10

1960	Southwestern	W 89-67
1962	H Nicholls State	W 94-73
1968	H UT Arlington*	W 73-65
1969	A UT Arlington*	L 80-83
1973	H McNeese State*	L 80-81
1977	A Southeast Missouri	W 74-72
1979	A Southwest Louisiana*	L 82-89
1990	A UT Pan American*	L 80-89
1993	H Louisiana-Lafayette*	L 69-71
1994	A New Orleans*	L 68-69
1996	H New Orleans*	L 66-69
2000	H Louisiana Tech*	L 64-68
2001	H Middle Tennessee*	W 86-66
2005	H Arkansas-Little Rock*	L 67-73
2011	A ULM*	W 85-66
2014	H Western Kentucky*	W 72-58
2018	A South Alabama*	L 67-87
2022	A Troy*	L 77-79

* conference game





FREE BASKETBALL

- » In the Division I era (since 1970-71), A-State is 35-51 in games that go to extra time.
- » The Red Wolves went to overtime in its last outing, an 85-82 loss at ULM, in the first OT contest under head coach Bryan Hodgson.

A-State in Overtime

(Since 1970-71)

Overtime	Record	Last
1 OT	29-41	1/28/24 at ULM, L
2 OT	4-8	12/14/18 vs FAU 75-71, W
3 OT	1-2	11/16/12 at UTM 77-73, W
4 OT	1-0	3/14/14 vs LR 116-114, W
Total	35-51	

“TRAVELER”

- » Arkansas State earned its fair share of travel rewards this season, going on the road for nine of its 12 non-conference outings.
- » The Red Wolves played just two home games in the month of November and one in December.

96TH SEASON OF BASKETBALL

- » The 2023-24 campaign marks the 96th season of Arkansas State basketball.
- » The Red Wolves have compiled a 1,274-1,240 (.507) all-time record dating back to the inaugural 1926-27 season.

SECURE THE BANK

- » Home-court advantage is a huge deal, and that is no different for the Red Wolves. A-State has performed a lot better in 10 games at home this season than its 14 road tests.
- » A-State owns a 7-3 ledger in the friendly confines and a +8.4 scoring margin.

Statistic	Home	Away/Neutral
Scoring	86.5	73.2
FG Percentage	49.7%	39.3%
3FG Percentage	41.8%	30.2%
Assists/Game	17.8	12.9
Turnovers/Game	10.6	13.2
Assist/TO Ratio	1.7	1.0

BATTLE-TESTED

- » Speaking of that rigorous travel schedule, the opposition hasn't been a cakewalk, either. This season's non-conference slate featured road trips to Wisconsin, Iowa, Alabama, Louisville and mid-major power Belmont. On the home front, the Red Wolves hosted two of the SWAC's best in Alcorn State and Jackson State while ousting 2023 NIT finalist UAB in Jonesboro.
- » A-State has faced three Quadrant 1 opponents already this season. In the previous four seasons combined, the Red Wolves played just three Quad 1 foes.
- » The Red Wolves are one of just two Sun Belt Conference teams NOT playing a non-Division-I opponent this season (Georgia Southern being the other), and the ONLY squad facing more than three Power-5 foes (Georgia Southern & Texas State - 3).
- » A-State is not playing a non-Division-I opponent for the first time since the 1999-2000 season.

EXPERIENCED ROSTER

- » The amount of experience that Arkansas State boasts on this season's roster is astounding.
- » Last season, the Red Wolves began the year with a combined 424 career games played among all players. This season, that number has nearly doubled with the newcomers, totaling 791 career games played across 16 players.
- » The same can be said for career starts. At last season's start, the team totaled 118 career starts. This year? 337. Yes. You read that right.

NEXT UP: AT TROY

- » A-State returns to conference play on the road, traveling to Troy to open its Alabama road swing.
- » The Red Wolves are looking to halt a four-game skid against the Trojans.
- » Troy enters Saturday with a 16-8 overall mark and riding a five-game winning streak. The Trojans sit tied atop the league standings with a 10-2 conference ledger.

THE MORE YOU KNOW

- » Since you read every note, we saved the best for last.
- » A-State is unbeaten when scoring more points than its opponent.
- » A-State has scored in 2,514 consecutive games.
- » The Red Wolves have a 3-pointer in 88 consecutive games, since a 305-game streak with at least one 3-point make ended against Texas State on Feb. 22, 2021.
- » The harmonica is the world's most popular musical instrument.

A-STATE STAT RANKS (AS OF FEB. 9)

Stat	Value	NCAA	SBC
Scoring Offense	78.8	69	3
Scoring Defense	78.5	323	12
Scoring Margin	+0.2	222	6
FG Percentage	.434	254	8
Effective FG Percentage	.514	162	4
FG Percentage Defense	.451	267	11
3FG Percentage	.350	132	4
3FG Percentage Defense	.340	235	9
3FG Attempts/Game	28.5	13	1
3FG Made/Game	10.0	16	1
FT Percentage	.703	228	8
FT Attempts/Game	21.3	84	4
FT Made/Game	15.0	106	3
Def. Rebounds/Game	25.12	194	10
Off. Rebounds/Game	12.71	36	3
Rebounds/Game	37.83	86	8
Rebound Margin	+1.0	177	7
Assists/Game	15.0	84	4
Turnovers/Game	12.1	192	7
Turnover Margin	-2.2	309	13
Assist/Turnover Ratio	1.23	116	5
Blocked Shots/Game	4.4	66	4
Steals/Game	5.3	310	14

#0 Caleb Fields	Value	NCAA	SBC
Assist/Turnover Ratio	2.61	51	2
Assists	128	30	1
Assists/Game	5.8	24	1
Double Doubles	3	221	11
FT Attempts	132	64	2
FT Made	83	161	8

#3 Derrian Ford	Value	NCAA	SBC
Double Doubles	2	321	18
3FG Attempts	114	345	17

#6 Taryn Todd	Value	NCAA	SBC
FG Attempts	259	285	13

#10 Avery Felts	Value	NCAA	SBC
3FG Attempts	122	274	11
3FG Made/Game	2.08	233	8
Total 3FG Made	50	179	7

#35 Izaiyah Nelson	Value	NCAA	SBC
Blocked Shots	43	36	3
Blocked Shots/Game	1.79	46	4
Double Doubles	3	221	11
Rebounds	149	238	10
Off. Rebounds/Game	2.46	143	9
Rebounds/Game	6.2	298	11

#45 Dyondre Dominguez	Value	NCAA	SBC
Double Doubles	5	98	6
Rebounds	179	96	7
Def. Rebounds/Game	5.50	114	7
Off. Rebounds/Game	1.96	311	13
Rebounds/Game	7.5	129	7
3FG Attempts	137	156	5
Total 3FG Made	44	282	11



SUN BELT PLAYER OF THE WEEK

- Nov. 14 Terrance Edwards Jr. - James Madison
- Nov. 21 **Freddy Hicks - Arkansas State**
- Nov. 28 Kobe Julien - Louisiana
- Dec. 5 Kobe Julien - Louisiana
- Dec. 12 T.J. Bickerstaff - James Madison
- Dec. 19 Jordan Mason - Texas State
- Dec. 27 Terrance Edwards Jr. - James Madison
- Jan. 2 T.J. Bickerstaff - James Madison
- Jan. 9 Andre Curbelo - Southern Miss
- Jan. 16 **Caleb Fields - Arkansas State**
- Jan. 23 Tre'Von Spillers - Appalachian State
- Jan. 30 Nate Martin - Marshall
- Feb. 6 **Caleb Fields - Arkansas State**

PRESEASON ALL-SUN BELT

First Team

- Austin Crowley Southern Miss
- Terrence Edwards Jr. James Madison
- Donovan Gregory Appalachian State
- Chaunce Jenkins Old Dominion
- Christyon Eugene Troy
- Themus Fulks Louisiana

Second Team

- Tyrell Jones South Alabama
- Kamdyn Curfman Marshall
- Tyreke Locure ULM
- Dwon Odum Georgia State
- Obinna Anochili-Killen Marshall

Third Team

- Terrance Ford Jr. Arkansas State**
- Brenden Tucker Georgia State
- CJ Huntley Appalachian State
- Freddy Hicks Arkansas State**
- Aamer Muhammad Troy

PRESEASON POLL

- 1 James Madison (7) - 176
- 2 Appalachian State (2) - 159
- 3 Old Dominion (1) - 154
- 4 Southern Miss - 148
- 5 Louisiana (2) - 136
- 6 South Alabama (2) - 129
- 7 Marshall - 119
- 8 Troy - 91
- 9 Arkansas State - 84
- 10 Texas State - 72
- 11 Georgia State - 69
- 12 Coastal Carolina - 59
- 13 Georgia Southern - 42
- 14 ULM - 32

SUN BELT CONFERENCE STANDINGS (AS OF GAMES PLAYED FEB. 7)

	Conference			Overall								
	W	L	PCT	W	L	PCT	PF	PA	H	A	N	STRK
RV Appalachian State	10	2	.833	19	5	.792	1856	1568	10-0	6-4	3-1	L1
Troy	10	2	.833	16	8	.667	1923	1668	13-1	3-7	-	W5
James Madison	9	3	.750	21	3	.875	2046	1661	11-1	8-2	2-0	W3
Louisiana	8	4	.677	15	9	.625	1855	1709	9-2	4-6	2-1	L1
Marshall	7	5	.583	12	13	.480	1892	1911	8-5	3-5	1-3	L1
Southern Miss	7	5	.583	13	11	.542	1677	1698	8-1	5-7	0-3	W1
Arkansas State	6	6	.500	10	14	.417	1890	1885	7-3	2-10	1-1	L1
Georgia Southern	5	7	.417	5	19	.208	1691	1904	3-4	2-12	0-3	L3
Georgia State	5	7	.417	10	13	.435	1801	1730	6-3	4-10	-	W1
South Alabama	4	8	.333	11	13	.458	1762	1850	7-5	4-8	-	W1
Texas State	4	8	.333	10	14	.417	1640	1682	6-4	4-8	0-2	W3
ULM	4	8	.333	8	14	.364	1550	1642	6-5	2-9	-	W1
Coastal Carolina	3	9	.250	6	17	.261	1717	1837	5-9	1-8	-	L3
Old Dominion	2	10	.167	6	18	.250	1722	1856	4-6	1-10	1-2	L2

THIS WEEK'S SCHEDULE (times CT)

WEDNESDAY, FEB. 7

- Marshall (66) at Troy (82)
- Coastal Carolina (75) at ULM (79)
- RV Appalachian State (56) at Texas State (63)
- James Madison (77) at Arkansas State (73)**
- Georgia Southern (65) at South Alabama (78)
- Georgia State (78) at Louisiana (69)
- Old Dominion (73) at Southern Miss (78)

SATURDAY, FEB. 10 (MAC-SBC CHALLENGE)

- Toledo at Appalachian State Noon
- Miami (Ohio) at Georgia State 1 PM
- Central Michigan at Old Dominion
- Western Michigan at Southern Miss
- Ohio at Arkansas State 2 PM**
- Buffalo at Georgia Southern
- Northern Illinois at South Alabama
- Eastern Michigan at ULM
- Kent State at Troy 3:30 PM
- Ball State at Texas State 4 PM
- Akron at James Madison 5 PM

SUNDAY, FEB. 11 (MAC-SBC CHALLENGE)

- Bowling Green at Louisiana 2 PM

NEXT WEEK'S SCHEDULE (times CT)

THURSDAY, FEB. 15

- Marshall at Appalachian State 5:30 PM
- Georgia Southern at Coastal Carolina 6 PM
- Louisiana at Old Dominion
- Georgia State at James Madison 7 PM
- Texas State at South Alabama
- Arkansas State at Troy 7:30 PM**
- ULM at Southern Miss

SATURDAY, FEB. 17

- Marshall at Coastal Carolina 1 PM
- Texas State at Southern Miss
- Arkansas State at South Alabama 3 PM**
- Louisiana at Appalachian State 3:30 PM
- ULM at Troy 4 PM
- Georgia Southern at James Madison 5 PM
- Georgia State at Old Dominion 6 PM

TRACKING THE NET (as of 2/9)

Opponent	NET	Result(s)
Wisconsin	15	L 76-105
Bowling Green	206	L 75-81
Alcorn State	322	W 100-86
Iowa	65	L 74-88
San Diego	218	L 57-71
UTRGV	310	W 75-58
Jackson State	290	L 71-75
Little Rock	241	L 66-77
Alabama	6	L 65-89
UAB	123	W 87-68
Louisville	188	W 75-63
Belmont	157	L 70-74
Georgia State	212	L 90-91
Georgia Southern	304	W 109-83
Old Dominion	285	W 90-75
Texas State	245	W 85-82 W 79-72
Louisiana	126	L 77-84 L 75-81
Southern Miss	226	L 66-69 W 78-71
ULM	307	L 82-85 OT W 95-80
James Madison	62	L 73-77
Ohio	160	2/10, 2 PM
Troy	135	2/15, 7:30 PM 2/22, 7 PM
South Alabama	270	2/17, 3 PM 2/24, 2:30 PM
Coastal Carolina	330	2/28, 6:30 PM
Appalachian State	81	3/1, 5:30 PM
ARKANSAS STATE	180	
Quad 1	0-3	
Quad 2	0-2	
Quad 3	2-5	
Quad 4	8-4	





2023-24 MARGIN OF VICTORY / DEFEAT

Margin	1	2	3	4	5	6	7	8	9	10	11-14	15-19	20-24	25-29	30-34	35+
Victory	-	-	1	-	-	-	2	-	-	-	2	4	-	1	-	-
Defeat	1	-	2	3	-	2	1	-	-	-	3	-	1	1	-	-

MARGIN OF VICTORY / DEFEAT SINCE 1991-92 (Sun Belt Era)

Margin	1	2	3	4	5	6	7	8	9	10	11-14	15-19	20-24	25-29	30-34	35+
Victory	26	32	31	20	27	20	23	24	21	17	80	57	29	29	13	24
Defeat	24	22	42	30	26	34	32	22	24	21	71	63	42	17	11	7

Most First Half Points

A-State	59	vs Georgia Southern	1-4-24
Opponent	56	Wisconsin	11-6-23

Most Second Half Points

A-State	52	vs Alcorn State	11-14-23
Opponent	52	Alcorn State	11-14-23

Fewest First Half Points

A-State	22	vs James Madison	2-7-24
Opponent	17	UTRGV	11-25-23

Fewest Second Half Points

A-State	24	vs UTRGV	11-25-23
Opponent	32	Louisville	12-13-23

Largest Halftime Lead

A-State	34	vs UTRGV	11-25-23
Opponent	21	Alabama	12-4-23

Largest Margin of Victory

A-State	26	vs Georgia Southern	1-4-24
Opponent	29	Wisconsin	11-6-23

PLAYER MILESTONES

Points Leader	SEA	CAR	10+ Points	SEA	CAR	3-Point Plays*	SEA	CAR
Freddy Hicks	3	24	Caleb Fields	12	75	Caleb Fields	8	33
Caleb Fields	6	23	Freddy Hicks	8	53	Terrance Ford Jr.	-	10
Terrance Ford Jr.	-	8	Dyondre Dominguez	16	32	Freddy Hicks	9	9
Dyondre Dominguez	6	7	LaQuill Hardnett	-	22	Izaiyah Nelson	4	6
LaQuill Hardnett	-	7	Taryn Todd	14	19	Dyondre Dominguez	3	3
Avery Felts	2	6	Avery Felts	6	19	Julian Lual	1	3
Taryn Todd	4	4	Terrance Ford Jr.	-	18	Avery Felts	1	2
Malcolm Farrington	-	4	Izaiyah Nelson	10	15	Derrrian Ford	1	1
Derrrian Ford	2	2	Derrrian Ford	12	12	Taryn Todd	1	1
Izaiyah Nelson	1	2	Malcolm Farrington	-	9	LaQuill Hardnett	1	1
			Julian Lual	4	8			
			Zane Butler	2	2			

Rebounds Leader

SEA	CAR
Freddy Hicks	33
LaQuill Hardnett	16
Dyondre Dominguez	13
Izaiyah Nelson	6
Caleb Fields	3
Terrance Ford Jr.	2
Lado Laku	1
Julian Lual	1
Derrrian Ford	1

20+ Points

SEA	CAR
Freddy Hicks	2
Caleb Fields	5
Dyondre Dominguez	2
LaQuill Hardnett	-
Terrance Ford Jr.	-
Taryn Todd	3
Avery Felts	1
Derrrian Ford	1

Assists Leader

SEA	CAR
Caleb Fields	16
Freddy Hicks	4
Terrance Ford Jr.	1
Taryn Todd	6
Avery Felts	-
Derrrian Ford	2
Julian Lual	1
Izaiyah Nelson	-

30+ Points

SEA	CAR
Freddy Hicks	-
Caleb Fields	1
Taryn Todd	1

10+ Rebounds

SEA	CAR
LaQuill Hardnett	-
Dyondre Dominguez	7
Izaiyah Nelson	4
Derrrian Ford	2
Freddy Hicks	1
Lado Laku	1
Caleb Fields	-

15+ Rebounds

SEA	CAR
LaQuill Hardnett	-
Dyondre Dominguez	1

10+ Assists

SEA	CAR
Caleb Fields	4

4-Point Plays*

SEA	CAR
Taryn Todd	2
Avery Felts	1

Triple-Doubles

SEA	CAR
-	-

Double-Doubles

SEA	CAR
LaQuill Hardnett	-
Dyondre Dominguez	5
Caleb Fields	3
Izaiyah Nelson	3
Derrrian Ford	2
Freddy Hicks	-

Dunks*

SEA	CAR
Izaiyah Nelson	34
Lado Laku	5
Dyondre Dominguez	5
Julian Lual	1
Freddy Hicks	3
Taryn Todd	3
Caleb Fields	-

*Leaders include ties

* does not include total from time at previous schools

STATISTICAL TRENDS

	Hodgson	Era
At Home	7-3	7-3
On Road/Neutral	3-11	3-11
Win opening tipoff	6-6	6-6
Lose opening tipoff	4-8	4-8
Score first	5-5	5-5
Score second	5-9	5-9
When 3 players score 10+	2-4	2-4
When 4 or more players score 10+	5-4	5-4
In November	2-5	2-5
In December	2-4	2-4
In January	5-4	5-4
In February	1-1	1-1
In March	-	-
Leading at halftime	7-6	7-6
Trailing at halftime	3-8	3-8
Tied at halftime	-	-
Leading with 5:00 remaining	10-2	10-2
Trailing with 5:00 remaining	0-11	0-11
Tied with 5:00 remaining	0-1	0-1
Shoot higher FG%	9-1	9-1
Shoot lower FG%	1-13	1-13
Shoot same FG%	-	-
Shoot 50% or better	5-0	5-0
Shoot 40-49%	5-7	5-7
Shoot 30-39%	0-6	0-6
Shoot less than 30%	0-1	0-1
Shoot higher 3PT%	8-5	8-5
Shoot lower 3PT%	1-9	1-9
Shoot same 3PT%	1-0	1-0
Make more 3-pointers	9-9	9-9
Make fewer 3-pointers	0-4	0-4
Make same number 3-pointers	1-1	1-1
Shoot higher FT%	5-4	5-4
Shoot lower FT%	5-9	5-9
Shoot same FT%	0-1	0-1
Shoot more FT	4-5	4-5
Shoot fewer FT	6-8	6-8
Equal FT	0-1	0-1
More rebounds	6-5	6-5
Fewer rebounds	4-7	4-7
Equal rebounds	0-2	0-2
More assists	10-7	10-7
Fewer assists	0-7	0-7
Equal assists	-	-
Fewer turnovers	4-2	4-2
More turnovers	6-12	6-12
Equal turnovers	-	-
Score 85 points or more	6-1	6-1
Score 75-84 points	4-5	4-5
Score 65-74 points	0-7	0-7
Score 64 points or fewer	0-1	0-1
Allow 85 points or more	1-5	1-5
Allow 75-84 points	4-6	4-6
Allow 65-74 points	3-3	3-3
Allow 64 points or fewer	2-0	2-0
More bench points	7-9	7-9
Fewer bench points	2-5	2-5
Equal bench points	1-0	1-0
More points in paint	4-4	4-4
Fewer points in paint	5-10	5-10
Equal points in paint	1-0	1-0
More 2nd chance points	7-7	7-7
Fewer 2nd chance points	2-7	2-7
Equal 2nd chance points	1-0	1-0
More fast break points	7-2	7-2
Fewer fast break points	3-12	3-12
Equal fast break points	-	-
White uniforms	6-4	6-4
Gray uniforms	1-0	1-0
Black uniforms	0-6	0-6
Red uniforms	3-4	3-4
Monday	0-2	0-2
Tuesday	1-1	1-1
Wednesday	2-3	2-3
Thursday	2-0	2-0
Friday	0-4	0-4
Saturday	5-3	5-3
Sunday	0-1	0-1



THE LAST TIME ...

A TEAM SCORED 100+ POINTS IN A GAME

A-State 109 vs Georgia Southern (W, 109-83) | 1-4-24
Opponent 105 by Wisconsin (L, 76-105) | 11-6-23

A TEAM SCORED 49 OR FEWER POINTS IN A GAME

A-State 45 at South Alabama (L 45-63) | 1-5-23
Opponent 38 vs Mississippi Valley State (W 58-38) | 12-1-22

A TEAM SCORED 90+ POINTS IN FNB ARENA

A-State 95 vs ULM (W, 95-80) | 2-3-24
Opponent 90 by Louisiana (L, 87-90^{OT}) | 3-9-19

A TEAM SCORED 55 OR FEWER POINTS IN FNB ARENA

A-State 51 vs Morehead State (L, 51-75) | 11-26-21
Opponent 38 vs Mississippi Valley State (W 58-38) | 12-1-22

A TEAM SCORED 90 POINTS IN A LOSS

A-State 90 at Georgia State (L, 90-91) | 12-30-23
Opponent 114 by Little Rock (W, 116-114 4OT) | 3-14-14

A TEAM SCORED 60 OR FEWER POINTS IN A VICTORY

A-State 60 at Old Dominion (60-57) | 12-29-22
Opponent 60 by ULM (L, 59-60) | 2-3-22

A TEAM HAD 5+ PLAYERS SCORE IN DOUBLE FIGURES

A-State Fields (22), Nelson (16), Butler (16), Lual (14), Todd (11)
..... vs ULM | 2-3-24
Opponent
..... by Georgia Southern | 1-4-24

A TEAM WON A GAME BY 30+ POINTS

A-State 31 vs Harding | 11-7-22
Opponent 39 by Illinois | 11-12-21

A TEAM WON A GAME BY 50+ POINTS

A-State 66 vs Crowley's Ridge College (115-49) | 12-4-20
Opponent 52 by Saint Louis (L, 38-90) | 1947

A TEAM WON AN OVERTIME GAME

A-State 76-68 vs Troy | 1-11-20
Opponent 82-85 at ULM | 1-28-24

A TEAM WON A 2+ OVERTIME GAME

A-State 75-71 vs FAU (2OT) | 12-14-18
Opponent 70-73 (OT) by ULM | 3-8-17

A TEAM SHOT 60% FG IN A GAME

A-State 60.0% (30-50) vs ULM | 2-3-24
Opponent 65.0% (39-60) by Wisconsin | 11-6-23

A TEAM SHOT 30% OR WORSE FG IN A GAME

A-State 29.4% (20-68) vs San Diego | 11-24-23
Opponent 29.2% (14-48) vs Mississippi Valley State | 12-1-22

A TEAM MADE 15+ 3-POINT FG IN A GAME

A-State 18 (18-39) vs Old Dominion | 1-6-24
Opponent 15 (15-27) by UT Arlington | 1-13-18

A TEAM DID NOT MAKE A 3-POINT FG IN A GAME

A-State vs Texas State (0-13) | 2-22-21
Opponent by Florida Atlantic (0-10) | 1-26-13

A TEAM SHOT 60% 3-POINT FG IN A GAME

A-State 66.7% (6-9) vs Kansas City | 11-28-21
Opponent 75.0 (6-8) by ULM | 2-3-24

A TEAM MADE 30+ FREE THROWS IN A GAME

A-State 39 (39-54) vs Coastal Carolina | 2-1-20
Opponent 32 (32-46) by Iowa | 11-17-23

A TEAM MADE 5 OR FEWER FREE THROWS IN A GAME

A-State 4 (4-9) at Bowling Green | 11-11-23
Opponent 4 (4-7) by Air Force | 12-19-21

A TEAM ATTEMPTED 40+ FREE THROWS IN A GAME

A-State 54 vs Coastal Carolina | 2-1-20
Opponent 46 by Iowa | 11-17-23

A TEAM SHOT 93% OR BETTER FREE THROWS IN A GAME

A-State 95.0% (19-20) vs Georgia Southern | 1-1-22
Opponent 93.5% by Texas State (29-31) | 2-17-22

A TEAM SHOT 40% OR WORSE FREE THROWS IN A GAME

A-State 35.7% (5-14) at Central Arkansas | 12-6-22
Opponent 38.5 (5-13) at Appalachian State | 1-27-22

A TEAM HAD 20+ OFFENSIVE REBOUNDS IN A GAME

A-State 20 at ULM | 1-28-24
Opponent 24 by Illinois | 11-12-21

A TEAM HAD 5 OR FEWER OFFENSIVE REBOUNDS IN A GAME

A-State 5 vs ULM | 2-3-24
Opponent 4 by Belmont | 12-20-23

A TEAM HAD 35+ DEFENSIVE REBOUNDS IN A GAME

A-State 35 vs ULM | 1-2-17
Opponent 38 by Southern Miss | 1-17-24

A TEAM HAD 50+ TOTAL REBOUNDS IN A GAME

A-State 50 at ULM | 1-28-24
Opponent 50 by Southern Miss | 1-17-24

A TEAM HAD 22 OR FEWER TOTAL REBOUNDS IN A GAME

A-State 21 at Texas Tech | 12-14-21
Opponent 20 by Harding | 11-7-22

A TEAM OUT-REBOUNDED ITS OPPONENT BY 20+

A-State 21 (48-27) vs UAPB | 12-9-20
Opponent 21 (45-24) vs Prairie View | 11-25-22

A TEAM HAD 20+ ASSISTS IN A GAME

A-State 20 vs Texas State | 1-11-24
Opponent 22 by UC Davis | 11-18-22

A TEAM HAD 4 OR FEWER ASSISTS IN A GAME

A-State 3 at South Alabama | 1-5-23
Opponent 4 by Coastal Carolina | 2-4-23

A TEAM COMMITTED 20+ TURNOVERS IN A GAME

A-State 22 at Little Rock | 12-1-23
Opponent 24 by Lyon | 11-14-22

A TEAM COMMITTED 6 OR FEWER TURNOVERS IN A GAME

A-State 5 vs UAB | 12-9-23
Opponent 4 by Southern Miss | 1-31-24

A TEAM HAD 15+ STEALS IN A GAME

A-State 15 vs Harding | 11-7-22
Opponent 15 by Eastern Michigan | 11-16-17

A TEAM DID NOT HAVE A STEAL IN A GAME

A-State vs Appalachian State | 2-4-17
Opponent by Florida Atlantic | 1-26-13

A TEAM HAD 10+ BLOCKS IN A GAME

A-State 10 vs Harding | 12-29-18
Opponent 10 by Morehead State | 11-26-21

A TEAM DID NOT BLOCK A SHOT IN A GAME

A-State at Wisconsin | 11-6-23
Opponent by Southern Miss | 1-14-23

A TEAM COMMITTED 30+ FOULS IN A GAME

A-State 30 at Iowa | 11-17-23
Opponent 33 by Coastal Carolina | 2-1-20

A TEAM COMMITTED 9 OR FEWER FOULS IN A GAME

A-State 8 vs ULM | 12-29-17
Opponent 8 by Toledo | 12-17-13

A TEAM HAD THREE PLAYERS DISQUALIFIED

A-State Brevard, Matthews, Kus, Jackson vs Little Rock | 2-22-20
Opponent 3 players by Little Rock | 12-22-22

A TEAM SCORED 50+ POINTS IN A HALF

A-State 51 vs James Madison (2nd H) | 2-7-24
Opponent 50 by Georgia State (1st H) | 12-30-23

A TEAM HAD 20 OR FEWER POINTS IN A HALF

A-State 18 at South Alabama (1st H) | 1-5-23
Opponent 17 by UT Rio Grande Valley (1st H) | 11-25-23

A TEAM SHOT 65% OR BETTER FG IN A HALF

A-State 72.0% (18-25) vs ULM (1st H) | 2-3-24
Opponent 65.4% (17-26) at Wisconsin (2nd H) | 11-6-23

A TEAM SHOT 20% OR WORSE FG IN A HALF

A-State 18.5% (5-27) vs James Madison (1st H) | 2-7-24
Opponent 18.5% (5-27) by UT Rio Grande Valley (1st H) | 11-25-23





THE LAST TIME ...

A TEAM MADE 8+ 3-POINTERS IN A HALF

A-State 9 (9-12) vs ULM (1st H) | 2-3-24
Opponent 9 (9-18) by Alabama (1st H) | 12-4-23

A TEAM MADE 19+ FREE THROWS IN A HALF

A-State 19 (19-20) vs Georgia Southern (2nd H) | 1-1-22
Opponent 24 (24-27) by Alcorn State (2nd H) | 11-14-23

A TEAM DID NOT MAKE A FREE THROW IN A HALF

A-State at Southern Miss (0-2, 1st H) | 1-26-23
Opponent by Kansas City (0-0, 2nd H) | 11-28-21

A TEAM DID NOT ATTEMPT A FREE THROW IN A HALF

A-State vs Mississippi Valley State (0-0, 1st H) | 12-1-22
Opponent by Kansas City (0-0, 2nd H) | 11-28-21

TWO PLAYERS SCORED 20+ POINTS IN A GAME

A-State Dominguez (26) & Todd (20) vs Georgia Southern | 1-4-24
Opponent Kitenge (25) & Julien (20), Louisiana | 1-13-24

TWO PLAYERS HAD A DOUBLE-DOUBLE

A-State Caleb Fields and Izayah Nelson vs ULM | 2-3-24
Opponent Zay Williams & Nelson Phillips (Troy) | 3-2-23

A PLAYER SCORED 30+ POINTS IN A GAME

A-State 35 by Caleb Fields vs Texas State | 1-11-24
Opponent 32 by Ken Evans (Jackson State) | 11-28-23

A PLAYER SHOT 100% FG IN A GAME (Min 7 Att.)

A-State 7-7 by Izayah Nelson at Louisville | 12-13-23
Opponent 7-7 by Vladimir Brodziansky (TCU) | 12-3-16

A PLAYER MADE 7+ 3-POINTERS IN A GAME

A-State 7 (7-9) by Grantham Gillard vs ULM | 3-7-19
Opponent 8 (8-15) by Keishawn Brewton (Coastal Carolina) | 1-18-20

A PLAYER MADE 14+ FREE THROWS IN A GAME

A-State 16 (16-20) by Caleb Fields vs Texas State | 1-11-24
Opponent 14 (14-19) by Kamani Johnson (Little Rock) | 2-22-20

A PLAYER HAD 7+ OFFENSIVE REBOUNDS IN A GAME

A-State 7 by Omar El-Sheikh at Old Dominion | 12-29-22
Opponent 7 by Johni Broome (Morehead State) | 11-29-20

A PLAYER HAD 15+ TOTAL REBOUNDS IN A GAME

A-State 15 by Dyondre Dominguez vs UTRGV | 11-25-23
Opponent 16 by Kamani Johnson (Little Rock) | 2-22-20

A PLAYER HAD 12+ ASSISTS IN A GAME

A-State 13 by Caleb Fields vs ULM | 2-3-24
Opponent 14 by Nimrod Hilliard (Lamar) | 11-30-13

A PLAYER HAD 7+ TURNOVERS IN A GAME

A-State 7 by Caleb Fields at Texas State | 2-17-22
Opponent 7 by Elijah McCadden (Georgia Southern) | 1-1-22

A PLAYER HAD 6+ STEALS IN A GAME

A-State 6 by Caleb Fields vs Texas State | 1-11-24
Opponent 6 by Georgi Boyanov (South Alabama) | 2-4-16

A PLAYER PLAYED ALL 40 MINUTES IN REGULATION

A-State Marquis Eaton vs Little Rock | 2-22-20
Opponent Dwon Odum vs Georgia State | 2-18-23

RESULTS AND GAME LEADERS

Date	W/L	Score	Record (SBC)	High Points	High Rebounds	High Assists	High Blocks	High Steals	Attendance
Nov. 6	at Wisconsin	L 76-105	0-1	Hicks - 21	Dominguez - 8	Two tied - 2	-	Two tied - 2	14,033
Nov. 11	at Bowling Green	L 75-81	0-2	Todd - 31	Dominguez - 10	Todd - 7	Dominguez - 2	Fields - 2	1,513
Nov. 14	Alcorn State	W 100-86	1-2	Dominguez - 18	Dominguez - 9	Fields - 8	Laku - 3	Four tied - 1	2,388
Nov. 17	at Iowa	L 74-88	1-3	Hicks - 21	Hicks - 9	Hicks - 7	Four tied - 1	Todd - 2	9,536
Nov. 24	vs San Diego	L 57-71	1-4	Dominguez - 15	Laku - 12	Todd - 4	Two tied - 2	Hicks - 2	1,682
Nov. 25	vs UTRGV	W 75-58	2-4	Hicks - 18	Dominguez - 15	Hicks - 5	Nelson - 2	Four tied - 1	893
Nov. 28	Jackson State	L 71-75	2-5	D. Ford - 14	Dominguez - 6	T. Ford Jr. - 5	Two tied - 1	Todd - 3	2,959
Dec. 1	at Little Rock	L 66-77	2-6	Dominguez - 20	Dominguez - 7	Two tied - 2	Nelson - 3	Todd - 3	2,613
Dec. 4	at Alabama	L 65-89	2-7	Todd - 15	Nelson - 7	Hicks - 3	Nelson - 3	D. Ford - 2	9,703
Dec. 9	UAB	W 87-68	3-7	Nelson - 17	Dominguez - 10	Fields - 7	Nelson - 2	Two tied - 3	2,699
Dec. 13	at Louisville	W 75-63	4-7	Fields - 20	Dominguez - 10	Fields - 8	Nelson - 3	Four tied - 1	10,401
Dec. 20	at Belmont	L 70-74	4-8	Dominguez - 18	Nelson - 9	Two tied - 5	Two tied - 2	Seven tied - 1	2,052
Dec. 30	at Georgia State	L 90-81	4-9 (0-1)	Felts - 21	Lual - 6	Fields - 6	Nelson - 3	Dominguez - 1	1,644
Jan. 4	Georgia Southern	W 109-83	5-9 (1-1)	Dominguez - 26	Dominguez - 12	Todd - 8	Laku - 2	Four tied - 1	1,652
Jan. 6	Old Dominion	W 90-75	6-9 (2-1)	Dominguez - 16	Dominguez - 10	Fields - 10	Two tied - 1	Todd - 4	2,193
Jan. 11	Texas State	W 85-82	7-9 (3-1)	Fields - 35	Nelson - 11	Fields - 10	Nelson - 4	Fields - 6	3,023
Jan. 13	Louisiana	L 77-84	7-10 (3-2)	Fields - 19	Nelson - 8	Two tied - 3	Nelson - 4	Four tied - 1	2,681
Jan. 17	at Southern Miss	L 66-69	7-11 (3-3)	Fields - 16	Dominguez - 12	Fields - 9	Nelson - 3	Three tied - 1	4,583
Jan. 20	at Texas State	W 79-72	8-11 (4-3)	Felts - 17	Dominguez - 9	Four tied - 3	Nelson - 3	Dominguez - 4	2,042
Jan. 26	at Louisiana	L 75-81	8-12 (4-4)	Todd - 23	Dominguez - 8	Fields - 4	Two tied - 1	Todd - 3	1,874
Jan. 28	at ULM	L 82-85 OT	8-13 (4-5)	Ford - 20	Ford - 12	Fields - 10	Four tied - 1	Five tied - 1	1,376
Jan. 31	Southern Miss	W 78-71	9-13 (5-5)	Fields - 27	Nelson - 12	Fields - 8	Nelson - 3	Fields - 1	2,032
Feb. 3	ULM	W 95-80	10-13 (6-5)	Fields - 22	Nelson - 10	Fields - 13	Nelson - 4	Todd - 2	2,743
Feb. 7	James Madison	L 73-77	10-14 (6-6)	Todd - 18	Hicks - 11	Todd - 7	Two tied - 1	Four tied - 1	3,824
Feb. 10	Ohio								
Feb. 15	at Troy								
Feb. 17	at South Alabama								
Feb. 22	Troy								
Feb. 24	South Alabama								
Feb. 28	at Coastal Carolina								
Mar. 1	at App State								



GAME-BY-GAME STATISTICS

OPPONENT	SCORE	FG-FGA	PCT	3FG-FGA	PCT	FT-FTA	.PCT	OR	DR	TOT	PF	AST	TO	BLK	STL
A-State	76	24-59	.407	4-21	.190	24-33	.727	10	18	28	21	7	17	0	7
at ^{RV} Wisconsin	105	39-60	.650	6-12	.500	21-30	.700	7	26	33	24	17	14	3	7
A-State	75	32-65	.492	7-22	.318	4-9	.444	9	25	34	17	15	10	6	3
at Bowling Green	81	30-60	.500	6-18	.333	15-20	.750	7	28	35	13	9	6	4	8
Alcorn State	86	28-56	.500	3-7	.429	27-34	.794	12	22	34	16	10	9	1	9
A-State	100	34-65	.523	19-43	.442	13-17	.765	12	20	32	32	28	10	5	4
A-State	74	28-68	.412	10-24	.417	8-17	.471	16	28	44	30	16	18	4	5
at Iowa	88	27-58	.486	2-12	.167	32-46	.696	11	28	39	17	14	7	8	11
A-State	57	20-68	.294	4-24	.167	13-18	.722	18	32	50	17	11	15	7	5
vs San Diego	71	26-64	.406	6-14	.429	13-18	.722	9	31	40	13	15	11	8	10
A-State	75	24-59	.407	12-29	.414	15-20	.750	16	34	50	19	16	14	5	4
vs UTRGV	58	19-60	.317	1-9	.111	19-27	.704	13	21	34	15	7	7	6	9
Jackson State	75	24-57	.421	4-15	.267	23-29	.793	15	29	44	21	12	13	6	8
A-State	71	21-54	.389	14-34	.412	15-25	.600	10	20	30	23	14	12	2	5
A-State	66	22-61	.361	7-26	.269	15-24	.625	19	21	40	19	7	22	5	7
at Little Rock	77	26-57	.456	7-22	.318	18-25	.720	14	26	40	20	12	16	5	12
A-State	65	22-65	.338	6-30	.200	15-21	.714	15	25	40	19	10	15	7	5
at ^{RV} Alabama	89	28-64	.438	13-31	.419	20-24	.833	12	33	45	17	17	14	8	10
UAB	68	25-57	.439	6-24	.250	12-16	.750	11	26	37	13	14	13	5	5
A-State	87	33-65	.508	13-30	.433	8-11	.727	9	23	32	14	21	5	3	10
A-State	75	30-68	.441	5-25	.200	10-12	.833	14	29	43	19	13	11	4	5
at Louisville	63	22-61	.361	2-15	.133	17-23	.739	13	25	38	12	5	9	5	4
A-State	70	26-65	.400	12-39	.308	6-9	.667	14	30	44	20	17	15	6	7
at Belmont	74	28-58	.483	4-18	.222	14-20	.700	4	27	31	14	12	8	2	12
A-State	90	28-58	.483	11-28	.393	23-32	.719	10	21	31	17	15	7	4	1
at Georgia State	91	32-67	.478	4-20	.200	23-28	.821	15	25	40	20	14	4	3	5
Georgia Southern	83	28-62	.452	10-20	.500	17-25	.680	14	15	29	18	10	10	4	5
A-State	109	37-65	.569	15-29	.517	20-26	.769	16	24	40	16	22	8	5	4
Old Dominion	75	30-71	.423	9-23	.391	6-8	.750	10	27	37	10	6	7	1	7
A-State	90	31-66	.470	18-39	.462	10-12	.833	10	32	42	10	19	10	2	6
Texas State	82	31-60	.517	8-18	.444	12-16	.750	11	22	33	23	12	12	1	6
A-State	85	28-48	.583	8-18	.444	21-31	.667	5	20	25	18	20	8	4	10
Louisiana	84	33-61	.541	5-13	.385	13-16	.813	7	17	24	20	19	5	3	10
A-State	77	24-50	.480	4-22	.182	25-28	.893	9	23	32	14	10	16	6	4
A-State	66	21-61	.344	14-34	.412	10-17	.588	7	34	41	16	15	10	5	3
at Southern Miss	69	23-65	.354	7-23	.304	16-21	.762	12	38	50	13	8	8	9	6
A-State	79	27-65	.415	11-31	.355	14-20	.700	13	19	32	19	14	8	4	11
at Texas State	72	24-53	.453	3-9	.333	21-24	.875	10	28	38	17	10	13	4	4
A-State	75	26-66	.394	6-26	.231	17-34	.500	21	19	40	25	9	11	2	6
at Louisiana	81	25-52	.481	5-12	.417	26-32	.813	11	29	40	24	10	16	5	6
A-State	82	24-73	.329	11-39	.282	23-28	.821	20	30	50	25	16	12	4	5
at ULM	85	30-76	.395	4-13	.308	21-29	.724	18	30	48	22	10	10	4	7
Southern Miss	71	21-59	.356	5-14	.357	24-29	.828	11	21	32	18	8	4	5	7
A-State	78	29-62	.468	7-18	.389	13-20	.650	15	28	43	20	11	9	7	1
ULM	80	29-55	.527	6-8	.750	16-23	.696	7	16	23	22	10	12	1	9
A-State	95	30-50	.600	12-22	.545	23-28	.821	5	22	27	20	19	15	6	5
James Madison	77	30-66	.455	6-18	.333	11-15	.733	12	28	40	16	17	9	2	10
A-State	73	25-62	.403	9-30	.300	14-19	.737	12	26	38	15	14	13	2	4
Ohio															
A-State															
A-State															
at Troy															
A-State															
at South Alabama															
Troy															
A-State															
South Alabama															
A-State															
A-State															
at Coastal Carolina															
A-State															
at Appalachian State															





POINTS-REBOUNDS-ASSISTS

OPPONENT	Fields	Hardnett	Hicks	D. Ford	McDavid	Todd	Butler	Laku	Felts	T. Ford	Lual	St. Clair	Nelson	Dominguez
at Wisconsin	17-2-2	3-2-0	21-7-2	7-2-1	0-0-0	5-2-1	DNP	DNP	7-0-1	DNP	DNP	DNP	2-3-0	14-8-0
at Bowling Green	2-2-4	DNP	12-3-1	8-6-2	DNP	31-5-7	DNP	6-3-0	3-0-0	DNP	0-0-0	DNP	2-2-0	11-10-1
Alcorn State	3-2-8	DNP	14-6-4	5-3-4	5-0-0	17-1-3	14-1-1	8-3-0	12-1-3	DNP	DNP	DNP	4-5-2	18-9-3
at Iowa	14-1-3	DNP	21-9-7	11-7-2	DNP	16-6-2	0-1-0	3-4-0	0-0-0	DNP	0-3-1	DNP	0-3-0	9-8-1
vs San Diego	8-3-1	DNP	12-7-3	0-3-0	DNP	5-6-4	6-3-1	4-12-0	3-1-0	DNP	4-2-0	DNP	0-1-0	15-8-2
vs UTRGV	DNP	DNP	18-5-5	0-0-3	DNP	9-7-2	5-0-0	2-6-0	9-2-2	DNP	9-2-0	DNP	12-9-0	11-15-4
Jackson State	8-0-1	DNP	2-2-1	14-5-2	DNP	12-1-0	DNP	6-2-0	9-4-2	9-4-5	3-1-0	DNP	2-3-1	6-6-2
at Little Rock	4-0-2	DNP	4-5-1	16-5-0	DNP	9-2-2	2-0-0	2-4-0	5-1-0	0-1-0	0-1-0	DNP	4-5-1	20-7-1
at Alabama	DNP	DNP	10-6-3	12-5-1	DNP	15-4-2	4-1-1	2-3-0	0-3-1	DNP	0-2-0	DNP	10-7-0	12-5-2
UAB	9-3-7	DNP	2-2-4	6-1-1	DNP	13-2-1	DNP	4-0-1	15-2-2	DNP	11-4-0	DNP	17-7-0	10-10-5
at Louisville	20-6-8	2-5-0	16-4-1	7-2-0	0-0-0	4-1-0	0-0-0	4-1-0	0-2-2	DNP	0-3-0	DNP	15-8-0	7-10-2
at Belmont	6-1-5	5-5-0	0-0-0	11-4-0	DNP	0-1-1	3-2-3	2-5-0	6-2-0	DNP	9-5-5	DNP	10-9-0	18-8-3
at Georgia State	20-5-6	0-2-0	DNP	9-2-0	DNP	6-0-1	0-0-0	0-1-0	21-2-1	DNP	11-6-2	DNP	9-4-0	14-4-5
Georgia Southern	7-3-7	0-0-0	DNP	15-7-1	0-0-0	20-2-8	8-1-0	6-8-0	20-5-6	DNP	0-0-0	DNP	12-2-1	26-12-3
Old Dominion	13-1-10	4-3-0	DNP	13-4-1	DNP	7-3-4	DNP	4-3-0	15-5-3	DNP	9-2-0	DNP	9-10-0	16-11-1
Texas State	35-2-10	3-0-0	DNP	11-3-1	DNP	5-5-4	0-0-0	0-0-0	3-1-0	DNP	0-0-1	DNP	12-11-2	16-3-2
Louisiana	19-7-3	0-0-0	0-0-1	8-3-3	DNP	12-3-2	3-1-0	0-0-0	5-2-0	DNP	4-4-0	DNP	17-8-0	9-4-1
at Southern Miss	16-5-9	0-0-0	DNP	11-3-1	DNP	13-5-1	0-0-0	0-3-0	9-1-1	DNP	3-2-0	DNP	6-8-0	8-12-3
at Texas State	8-4-3	DNP	7-5-0	9-2-3	0-0-0	13-2-3	0-1-0	DNP	17-2-1	DNP	13-4-2	DNP	0-1-0	12-9-2
at Louisiana	10-2-4	2-2-0	5-4-0	7-5-2	DNP	23-1-2	0-0-0	0-1-0	0-2-0	DNP	2-2-0	DNP	8-7-0	18-8-1
at ULM	5-3-10	6-6-0	DNP	20-12-1	3-0-0	18-3-1	6-0-0	0-1-0	3-4-0	DNP	8-5-2	DNP	7-6-0	6-4-2
Southern Miss	27-2-8	4-6-0	DNP	13-10-3	DNP	0-1-0	3-2-0	2-3-0	7-2-0	DNP	7-3-0	DNP	11-12-0	4-1-0
ULM	22-1-13	1-1-0	DNP	8-3-2	DNP	11-6-1	16-0-1	0-0-0	3-0-0	DNP	14-3-2	DNP	16-10-0	4-2-0
James Madison	15-2-4	DNP	7-11-0	13-6-1	DNP	18-3-7	0-0-0	DNP	2-1-0	DNP	0-2-0	DNP	8-8-0	10-5-2
vs Ohio														
at Troy														
at South Alabama														
Troy														
South Alabama														
at Coastal Carolina														
at App State														

OUT FOR SEASON: 9 Obadiah Curtis, 19 Malcolm Farrington

SCORING + SPECIALTY STATS

OPPONENT	First Half		Second Half/OT		Total		Starters		Bench		In the Paint		2nd Chance		Off Turnovers	
	A-State	Opp	A-State	Opp	A-State	Opp	A-State	Opp	A-State	Opp	A-State	Opp	A-State	Opp	A-State	Opp
at Wisconsin	41	56	35	49	76	105	54	66	22	39	40	56	12	10	12	24
at Bowling Green	31	34	44	47	75	81	62	71	13	10	50	46	12	5	10	9
Alcorn State	48	34	52	52	100	86	62	48	38	38	26	32	19	19	16	17
at Iowa	39	49	35	39	74	88	51	70	23	18	34	44	10	13	4	17
vs San Diego	28	27	29	44	57	71	43	34	14	37	32	36	12	6	14	14
vs UTRGV	51	17	41	24	75	58	49	26	26	32	22	34	19	12	9	21
Jackson State	38	35	33	40	71	75	35	53	36	22	12	26	9	12	12	17
at Little Rock	31	27	35	50	66	77	26	55	40	22	30	24	14	15	16	29
at Alabama	28	49	37	40	65	89	59	56	6	33	30	28	8	18	13	27
UAB	46	38	41	30	87	68	44	30	43	38	40	26	18	9	13	8
at Louisville	29	31	46	32	75	63	65	57	10	6	48	28	18	9	10	10
at Belmont	43	38	27	36	70	74	45	54	25	20	28	46	7	2	5	14
at Georgia State	39	50	51	41	90	91	73	69	17	22	34	38	16	14	2	12
Georgia Southern	59	40	50	43	109	83	75	54	34	29	38	28	20	17	10	6
Old Dominion	48	39	42	36	90	73	66	61	24	14	24	24	14	4	4	10
Texas State	38	39	47	43	85	82	77	51	8	31	40	44	5	12	17	11
Louisiana	37	42	40	42	77	84	58	71	19	13	40	46	9	13	4	18
at Southern Miss	33	31	33	38	66	69	50	64	16	5	12	26	2	7	13	12
at Texas State	43	36	36	36	79	72	46	54	33	18	30	40	16	6	15	14
at Louisiana	28	41	47	40	75	81	43	68	32	13	36	38	13	12	18	15
at ULM	41	26	41	59	82	85	41	30	41	55	24	50	20	26	8	8
Southern Miss	36	37	42	34	78	71	62	67	16	4	44	26	23	16	4	12
ULM	57	37	38	43	95	80	53	45	42	35	34	36	5	8	23	15
James Madison	22	35	51	42	73	77	48	50	25	27	30	42	18	13	7	13
vs Ohio																
at Troy																
at South Alabama																
Troy																
South Alabama																
at Coastal Carolina																
at App State																



O CALEB FIELDS | G | 6-0 | 190 | Sr | Lewisburg, Tenn.

SEASON	TEAM	GP-GS	MIN/AVG	Field Goals		3-Point		F-Throws		Rebounds				Scoring						
				FG-FGA	FG%	3FG-3FGA	3FG%	FT-FTA	FT%	OFF	DEF	TOT	AVG	PF-FO	A	TO	BLK	STL	PTS	AVG
2019-20	ASU	31-21	1009/32.6	93-239	.389	27-82	.329	131-187	.701	13	81	94	3.0	54-0	110	59	2	28	344	11.1
2020-21	ASU	24-24	715/29.8	82-195	.421	18-54	.333	81-115	.704	9	66	75	3.1	32-0	85	56	1	21	263	11.0
2021-22	ASU	29-29	902/31.1	69-204	.338	18-64	.281	56-67	.836	16	89	105	3.6	39-0	128	59	2	32	212	7.3
2022-23	ASU	33-33	1047/31.7	123-277	.444	13-50	.260	116-167	.695	17	93	110	3.3	50-0	153	84	2	33	375	11.4
2023-24	ASU	22-20	691/31.4	93-199	.467	19-55	.345	83-132	.629	11	46	57	2.6	47-1	128	49	1	18	288	13.1
TOTAL		139-127	4364/31.4	460-1114	.413	95-305	.311	467-668	.699	66	375	441	3.2	222-1	604	307	8	132	1482	10.7

Single Game Highs

Statistic	Value	
Points	35	vs Texas St. 01/11/24
Rebounds	11	at ULM 01/08/22
Assists	13	vs ULM 02/03/24
Steals	6	vs Texas St. 01/11/24
Blocks	2	vs Ga. Southern 01/01/22
FG Made	12	vs Southern Miss. 01/31/24
FG Attempts	18	vs Southern Miss. 01/31/24
3FG Made	3	5 times
3FG Attempts	7	vs Texas St. 01/22/22, vs ULM 02/03/22
FT Made	16	vs Texas St. 01/11/24
FT Attempts	20	vs Texas St. 01/11/24

1 LAQUILL HARDNETT | F | 6-8 | 204 | Gr | Philadelphia, Pa.

SEASON	TEAM	GP-GS	MIN/AVG	Field Goals		3-Point		F-Throws		Rebounds				Scoring						
				FG-FGA	FG%	3FG-3FGA	3FG%	FT-FTA	FT%	OFF	DEF	TOT	AVG	PF-FO	A	TO	BLK	STL	PTS	AVG
2019-20	UB	30-5	323/10.8	35-46	.761	0-1	.000	13-30	.433	32	52	84	2.8	62-1	12	20	6	11	83	2.8
2020-21	UB	25-13	523/20.9	58-89	.652	6-17	.353	41-61	.672	42	66	108	4.3	79-6	31	28	15	23	163	6.5
2021-22	UB	24-0	288/12.0	27-48	.563	0-2	.000	11-20	.550	37	41	78	3.3	58-3	11	20	16	16	65	2.7
2022-23	UB	31-18	903/29.1	126-256	.492	23-67	.343	68-109	.624	78	149	227	7.3	78-3	37	55	11	28	343	11.1
2023-24	ASU	13-0	111/8.6	12-22	.545	2-4	.500	4-8	.500	16	16	32	2.5	19-0	0	3	5	3	30	2.3
TOTAL FOR ASU		13-0	111/8.6	12-22	.545	2-4	.500	4-8	.500	16	16	32	2.5	19-0	0	3	5	3	30	2.3
TOTAL		123-36	2149/17.5	258-461	.560	31-91	.341	137-228	.601	205	324	529	4.3	296-13	91	126	53	81	684	5.6

Single Game Highs

Statistic	Value	
Points	27	at Western Mich. 02/04/23
Rebounds	16	vs Ohio 01/03/23
Assists	5	vs Eastern Mich. 01/21/21
Steals	4	at Ohio 02/14/23
Blocks	4	vs Point Park 11/29/21
FG Made	9	vs Drake 11/18/22, at Western Mich. 02/04/23
FG Attempts	16	vs Akron 03/09/23
3FG Made	3	at Western Mich. 02/04/23, vs Eastern Mich. 02/07/23
3FG Attempts	5	vs Eastern Mich. 02/07/23
FT Made	8	vs Tulane 12/10/22
FT Attempts	11	vs Central Mich. 02/25/21



2 FREDDY HICKS | G | 6-6 | 214 | Jr | Searcy, Ark.

SEASON	TEAM	GP-GS	MIN/AVG	Field Goals		3-Point		F-Throws		Rebounds				Other Stats					Scoring	
				FG-FGA	FG%	3FG-3FGA	3FG%	FT-FTA	FT%	OFF	DEF	TOT	AVG	PF-FO	A	TO	BLK	STL	PTS	AVG
2020-21	TSU	20-16	458/22.9	48-128	.375	9-29	.310	59-86	.686	32	76	108	5.4	66-6	19	31	12	14	164	8.2
2021-22	TSU	31-31	965/31.1	125-294	.425	26-85	.306	122-157	.777	42	122	164	5.3	96-3	53	48	21	28	398	12.8
2022-23	TSU	23-23	700/30.4	104-238	.437	18-53	.340	146-194	.753	39	99	138	6.0	69-3	54	63	11	31	372	16.2
2023-24	ASU	16-12	379/23.7	48-132	.364	10-40	.250	45-67	.672	32	44	76	4.8	41-2	33	32	4	12	151	9.4
TOTAL FOR ASU		16-12	379/23.7	48-132	.364	10-40	.250	45-67	.672	32	44	76	4.8	41-2	33	32	4	12	151	9.4
TOTAL		90-82	2501/27.8	325-792	.410	63-207	.304	372-504	.738	145	341	486	5.4	272-14	159	174	48	85	1085	12.1

Single Game Highs

Statistic	Value	
Points	30	vs Drake 11/21/22, vs Radford 03/19/23
Rebounds	13	at California Baptist 01/16/21, at Utah Tech 02/20/21
Assists	7	at Iowa 11/17/23
Steals	4	at Seattle U 01/19/23, vs Radford 03/19/23
Blocks	3	vs California Baptist 01/20/22, at UT Arlington 02/06/23
FG Made	10	at UTRGV 01/29/22, vs Drake 11/21/22, vs S'western Assemblies 02/28/23
FG Attempts	20	vs Drake 11/21/22
3FG Made	3	5 times
3FG Attempts	7	at Utah Tech 12/30/21, vs Utah Valley 02/16/22, at Louisville 12/13/23
FT Made	18	vs Belmont 11/18/22
FT Attempts	28	vs Belmont 11/18/22

3 DERRIAN FORD | G | 6-3 | 207 | So | Magnolia, Ark.

SEASON	TEAM	GP-GS	MIN/AVG	Field Goals		3-Point		F-Throws		Rebounds				Other Stats					Scoring	
				FG-FGA	FG%	3FG-3FGA	3FG%	FT-FTA	FT%	OFF	DEF	TOT	AVG	PF-FO	A	TO	BLK	STL	PTS	AVG
2022-23	Ark	21-0	80/3.8	4-10	.400	0-1	.000	7-8	.875	2	8	10	0.5	6-0	8	4	0	1	15	0.7
2023-24	ASU	24-19	643/26.8	78-201	.388	41-114	.360	37-46	.804	34	69	103	4.3	38-0	35	30	1	12	234	9.8
TOTAL FOR ASU		24-19	643/26.8	78-201	.388	41-114	.360	37-46	.804	34	69	103	4.3	38-0	35	30	1	12	234	9.8
TOTAL		45-19	723/16.1	82-211	.389	41-115	.357	44-54	.815	36	77	113	2.5	44-0	43	34	1	13	249	5.5

Single Game Highs

Statistic	Value	
Points	20	at ULM 01/28/24
Rebounds	12	at ULM 01/28/24
Assists	4	vs Alcorn 11/14/23
Steals	2	at Alabama 12/04/23
Blocks	1	at Bowling Green 11/11/23
FG Made	6	at Little Rock 12/01/23
FG Attempts	16	vs James Madison 02/07/24
3FG Made	3	8 times
3FG Attempts	12	vs James Madison 02/07/24
FT Made	8	at ULM 01/28/24
FT Attempts	8	at ULM 01/28/24



4 NOAH McDAVID | G | 6-5 | 191 | Jr | Dallas, Texas

				Field Goals		3-Point		F-Throws		Rebounds									Scoring	
SEASON	TEAM	GP-GS	MIN/AVG	FG-FGA	FG%	3FG-3FGA	3FG%	FT-FTA	FT%	OFF	DEF	TOT	AVG	PF-FO	A	TO	BLK	STL	PTS	AVG
2021-22	TSU	31-18	762/24.6	60-159	.377	34-88	.386	39-43	.907	26	44	70	2.3	68-2	24	27	1	21	193	6.2
2022-23	TSU	21-2	245/11.7	18-50	.360	5-17	.294	8-12	.667	4	12	16	0.8	29-1	11	11	1	6	49	2.3
2023-24	ASU	6-0	20/3.3	3-6	.500	2-5	.400	0-0	.000	0	0	0	0.0	1-0	0	1	0	1	8	1.3
TOTAL FOR ASU		6-0	20/3.3	3-6	.500	2-5	.400	0-0	.000	0	0	0	0.0	1-0	0	1	0	1	8	1.3
TOTAL		58-20	1027/17.7	81-215	.377	41-110	.373	47-55	.855	30	56	86	1.5	98-3	35	39	2	28	250	4.3

Single Game Highs

Statistic	Value	
Points	25	vs Dallas Christian 12/07/21
Rebounds	6	vs California Baptist 01/20/22
Assists	4	vs Southern Utah 01/05/23
Steals	4	at Arizona St. 11/07/22
Blocks	1	vs Sam Houston 01/06/22, at UT Arlington 02/06/23
FG Made	6	vs California Baptist 01/20/22
FG Attempts	16	vs Dallas Christian 12/07/21
3FG Made	4	vs Dallas Christian 12/07/21, at Utah Tech 12/30/21
3FG Attempts	12	vs Dallas Christian 12/07/21
FT Made	11	vs Dallas Christian 12/07/21
FT Attempts	12	vs Dallas Christian 12/07/21

6 TARYN TODD | G | 6-4 | 177 | Jr | Vaughan, Ontario, Canada

				Field Goals		3-Point		F-Throws		Rebounds									Scoring	
SEASON	TEAM	GP-GS	MIN/AVG	FG-FGA	FG%	3FG-3FGA	3FG%	FT-FTA	FT%	OFF	DEF	TOT	AVG	PF-FO	A	TO	BLK	STL	PTS	AVG
2020-21	TCU	26-5	460/17.7	43-104	.413	18-47	.383	13-23	.565	7	32	39	1.5	42-1	34	34	5	14	117	4.5
2021-22	UNM	29-13	439/15.2	39-100	.390	7-29	.241	37-49	.755	20	44	64	2.2	54-3	21	20	15	22	122	4.2
2023-24	ASU	24-7	598/24.9	104-259	.402	28-88	.318	46-63	.730	4	68	72	3.0	60-4	59	47	10	26	282	11.8
TOTAL FOR ASU		24-7	598/24.9	104-259	.402	28-88	.318	46-63	.730	4	68	72	3.0	60-4	59	47	10	26	282	11.8
TOTAL		79-25	1498/19.0	186-463	.402	53-164	.323	96-135	.711	31	144	175	2.2	156-8	114	101	30	62	521	6.6

Single Game Highs

Statistic	Value	
Points	31	at Bowling Green 11/11/23
Rebounds	7	vs UTRGV 11/25/23
Assists	8	vs Ga. Southern 01/04/24
Steals	7	at Colorado 11/13/21
Blocks	4	vs Grambling 11/15/21
FG Made	14	at Bowling Green 11/11/23
FG Attempts	27	at Bowling Green 11/11/23
3FG Made	3	4 times
3FG Attempts	8	at Alabama 12/04/23
FT Made	8	at New Mexico St. 11/30/21
FT Attempts	10	at New Mexico St. 11/30/21



7 ZANE BUTLER | G | 5-11 | 155 | Jr | Paragould, Ark.

				Field Goals		3-Point		F-Throws		Rebounds								Scoring		
SEASON	TEAM	GP-GS	MIN/AVG	FG-FGA	FG%	3FG-3FGA	3FG%	FT-FTA	FT%	OFF	DEF	TOT	AVG	PF-FO	A	TO	BLK	STL	PTS	AVG
2020-21	SIUE	12-0	70/5.8	3-10	.300	1-6	.167	2-2	1.000	3	6	9	0.8	5-0	3	3	0	4	9	0.8
2021-22	SIUE	15-0	94/6.3	9-34	.265	5-20	.250	3-3	1.000	4	6	10	0.7	8-1	3	7	0	3	26	1.7
2023-24	ASU	19-0	184/9.7	19-45	.422	16-35	.457	16-19	.842	4	9	13	0.7	20-0	7	9	3	4	70	3.7
TOTAL FOR ASU		19-0	184/9.7	19-45	.422	16-35	.457	16-19	.842	4	9	13	0.7	20-0	7	9	3	4	70	3.7
TOTAL		46-0	348/7.6	31-89	.348	22-61	.361	21-24	.875	11	21	32	0.7	33-1	13	19	3	11	105	2.3

Single Game Highs

Statistic	Value	
Points	16	vs ULM 02/03/24
Rebounds	5	at Austin Peay 02/18/21
Assists	3	at Belmont 12/20/23
Steals	2	at Murray St. 02/20/21
Blocks	2	vs Alcorn 11/14/23
FG Made	4	vs Alcorn 11/14/23, vs ULM 02/03/24
FG Attempts	9	vs William Woods 12/19/21
3FG Made	4	vs Alcorn 11/14/23
3FG Attempts	7	vs Alcorn 11/14/23
FT Made	5	vs ULM 02/03/24
FT Attempts	5	vs ULM 02/03/24

8 LADO LAKU | F | 6-10 | 214 | Jr | Dallas, Texas

				Field Goals		3-Point		F-Throws		Rebounds								Scoring		
SEASON	TEAM	GP-GS	MIN/AVG	FG-FGA	FG%	3FG-3FGA	3FG%	FT-FTA	FT%	OFF	DEF	TOT	AVG	PF-FO	A	TO	BLK	STL	PTS	AVG
2020-21	TA&MCC	11-0	63/5.7	9-16	.563	0-0	.000	7-10	.700	3	3	6	0.5	9-0	0	2	5	2	25	2.3
2021-22	CSF	19-0	117/6.2	8-23	.348	0-0	.000	18-24	.750	11	5	16	0.8	24-1	1	10	6	0	34	1.8
2023-24	ASU	21-5	206/9.8	21-31	.677	0-0	.000	13-18	.722	29	35	64	3.0	33-0	1	6	15	2	55	2.6
TOTAL FOR ASU		21-5	206/9.8	21-31	.677	0-0	.000	13-18	.722	29	35	64	3.0	33-0	1	6	15	2	55	2.6
TOTAL		51-5	386/7.6	38-70	.543	0-0	.000	38-52	.731	43	43	86	1.7	66-1	2	18	26	4	114	2.2

Single Game Highs

Statistic	Value	
Points	9	at Lamar University 03/01/21
Rebounds	12	vs San Diego 11/24/23
Assists	1	vs LIFE Pacific 12/11/21, vs UAB 12/09/23
Steals	1	4 times
Blocks	3	vs Alcorn 11/14/23
FG Made	3	at Lamar University 03/01/21, at Bowling Green 11/11/23, vs Ga. Southern 01/04/24
FG Attempts	4	vs LIFE Pacific 12/11/21, at Bowling Green 11/11/23, vs Alcorn 11/14/23
FT Made	4	vs LIFE Pacific 12/11/21, vs Redlands 12/17/21, vs Alcorn 11/14/23
FT Attempts	6	at Lamar University 03/01/21



9 OBADIAH **CURTIS** | G | 6-5 | 191 | Jr | Fresno, Calif.

10 AVERY **FELTS** | G | 6-2 | 191 | RJr | Bono, Ark.

SEASON	TEAM	GP-GS	MIN/AVG	Field Goals		3-Point		F-Throws		Rebounds				Scoring						
				FG-FGA	FG%	3FG-3FGA	3FG%	FT-FTA	FT%	OFF	DEF	TOT	AVG	PF-FO	A	TO	BLK	STL	PTS	AVG
2020-21	ASU	23-1	320/13.9	33-79	.418	19-58	.328	9-13	.692	5	25	30	1.3	21-0	23	15	0	15	94	4.1
2021-22	ASU	23-1	332/14.4	26-62	.419	19-46	.413	3-6	.500	6	26	32	1.4	17-0	16	11	4	13	74	3.2
2022-23	ASU	33-27	1008/30.5	89-232	.384	59-152	.388	30-38	.789	15	70	85	2.6	58-0	74	21	4	32	267	8.1
2023-24	ASU	24-17	528/22.0	55-136	.404	50-122	.410	9-13	.692	16	28	44	1.8	33-0	21	5	2	13	169	7.0
TOTAL		103-46	2188/21.2	203-509	.399	147-378	.389	51-70	.729	42	149	191	1.9	129-0	134	52	10	73	604	5.9

Single Game Highs

Statistic	Value	
Points	21	at Georgia St. 12/30/23
Rebounds	8	vs UT Martin 11/22/22
Assists	9	vs Lyon 11/14/22
Steals	4	vs UT Martin 11/22/22
Blocks	2	at Southeast Mo. St. 11/19/21
FG Made	7	vs Marshall 01/21/23
FG Attempts	14	vs Marshall 01/21/23
3FG Made	6	at Georgia St. 12/30/23
3FG Attempts	9	at Georgia St. 12/30/23, vs Old Dominion 01/06/24
FT Made	6	vs Southern Miss. 01/14/23
FT Attempts	8	vs Southern Miss. 01/14/23



11 TERRANCE FORD JR. | G | 6-1 | 177 | So | Chicago, Ill.

SEASON	TEAM	GP-GS	MIN/AVG	Field Goals		3-Point		F-Throws		Rebounds				Scoring						
				FG-FGA	FG%	3FG-3FGA	3FG%	FT-FTA	FT%	OFF	DEF	TOT	AVG	PF-FO	A	TO	BLK	STL	PTS	AVG
2022-23	ASU	32-15	966/30.2	120-277	.433	41-101	.406	66-83	.795	14	65	79	2.5	75-0	91	42	0	41	347	10.8
2023-24	ASU	2-1	31/15.4	1-12	.083	1-9	.111	6-7	.857	0	5	5	2.5	3-0	5	2	0	0	9	4.5
TOTAL		34-16	996/29.3	121-289	.419	42-110	.382	72-90	.800	14	70	84	2.5	78-0	96	44	0	41	356	10.5

Single Game Highs

Statistic	Value	
Points	25	vs Little Rock 12/22/22, vs Coastal Carolina 02/28/23
Rebounds	8	vs Coastal Carolina 02/04/23
Assists	8	at Southern Miss. 01/26/23
Steals	5	vs Texas St. 01/12/23
FG Made	10	vs Little Rock 12/22/22
FG Attempts	15	vs Little Rock 12/22/22
3FG Made	5	vs Georgia St. 02/18/23
3FG Attempts	8	vs Jackson St. 11/28/23
FT Made	7	vs Coastal Carolina 02/28/23
FT Attempts	8	vs Coastal Carolina 02/28/23

19 MALCOLM FARRINGTON | G | 6-3 | 215 | RJr | West Palm Beach, Fla.

SEASON	TEAM	GP-GS	MIN/AVG	Field Goals		3-Point		F-Throws		Rebounds				Scoring						
				FG-FGA	FG%	3FG-3FGA	3FG%	FT-FTA	FT%	OFF	DEF	TOT	AVG	PF-FO	A	TO	BLK	STL	PTS	AVG
2019-20	ASU	1-0	3/3.0	0-1	.000	0-1	.000	0-0	.000	0	0	0	0.0	1-0	0	0	0	0	0	0.0
2020-21	ASU	20-0	342/17.1	50-119	.420	39-89	.438	9-11	.818	3	17	20	1.0	9-0	8	16	1	10	148	7.4
2021-22	ASU	28-0	365/13.1	41-117	.350	34-101	.337	5-6	.833	8	29	37	1.3	20-0	17	12	3	10	121	4.3
2022-23	ASU	17-6	383/22.5	39-118	.331	35-92	.380	8-11	.727	8	19	27	1.6	20-0	17	22	1	9	121	7.1
TOTAL		66-6	1093/16.6	130-355	.366	108-283	.382	22-28	.786	19	65	84	1.3	50-0	42	50	5	29	390	5.9

Single Game Highs

Statistic	Value	
Points	18	vs Bethel (TN) 11/27/22
Rebounds	5	at South Alabama 02/12/22, vs UT Martin 11/22/22
Assists	4	vs UT Martin 11/22/22
Steals	3	vs UT Arlington 01/30/21, at Central Ark. 12/06/22
Blocks	1	5 times
FG Made	5	9 times
FG Attempts	14	vs UT Martin 11/22/22
3FG Made	5	4 times
3FG Attempts	11	vs ULM 01/15/21
FT Made	5	at Louisiana 01/22/21
FT Attempts	7	at Louisiana 01/22/21



23 JULIAN LUAL | F | 6-6 | 197 | Jr | Calgary, Alberta, Canada

SEASON	TEAM	GP-GS	MIN/AVG	Field Goals		3-Point		F-Throws		Rebounds				Scoring						
				FG-FGA	FG%	3FG-3FGA	3FG%	FT-FTA	FT%	OFF	DEF	TOT	AVG	PF-FO	A	TO	BLK	STL	PTS	AVG
2022-23	ASU	32-10	581/18.1	61-147	.415	9-31	.290	27-36	.750	36	60	96	3.0	54-1	26	24	18	19	158	4.9
2023-24	ASU	22-0	294/13.3	39-90	.433	25-65	.385	4-5	.800	17	39	56	2.5	26-0	15	16	6	9	107	4.9
TOTAL		54-10	874/16.2	100-237	.422	34-96	.354	31-41	.756	53	99	152	2.8	80-1	41	40	24	28	265	4.9

Single Game Highs

Statistic	Value	
Points	14	vs Harding 11/07/22, vs ULM 02/03/24
Rebounds	8	vs Marshall 01/21/23, vs South Alabama 02/02/23
Assists	5	at Belmont 12/20/23
Steals	3	vs Lyon 11/14/22, vs ULM 12/31/22
Blocks	3	vs Bethel (TN) 11/27/22
FG Made	7	vs Harding 11/07/22
FG Attempts	13	at Texas St. 01/20/24
3FG Made	4	vs ULM 02/03/24
3FG Attempts	9	at Texas St. 01/20/24, at ULM 01/28/24
FT Made	6	vs Bethel (TN) 11/27/22
FT Attempts	6	vs Bethel (TN) 11/27/22

30 JACOB ST. CLAIR | G | 6-3 | 165 | Fr | Sand Rock, Ala.



35 IZAIYAH NELSON | F | 6-10 | 210 | So | Marietta, Ga.

				Field Goals		3-Point		F-Throws		Rebounds								Scoring		
SEASON	TEAM	GP-GS	MIN/AVG	FG-FGA	FG%	3FG-3FGA	3FG%	FT-FTA	FT%	OFF	DEF	TOT	AVG	PF-FO	A	TO	BLK	STL	PTS	AVG
2022-23	ASU	33-18	578/17.5	62-118	.525	0-1	.000	28-57	.491	60	104	164	5.0	94-3	7	30	44	17	152	4.6
2023-24	ASU	24-18	438/18.3	73-117	.624	1-9	.111	46-69	.667	59	90	149	6.2	79-6	7	27	43	12	193	8.0
TOTAL		57-36	1016/17.8	135-235	.574	1-10	.100	74-126	.587	119	194	313	5.5	173-9	14	57	87	29	345	6.1

Single Game Highs

Statistic	Value	
Points	17	vs UAB 12/09/23, vs Louisiana 01/13/24
Rebounds	12	vs Southern Miss. 01/31/24
Assists	2	4 times
Steals	3	vs UAB 12/09/23
Blocks	4	4 times
FG Made	7	vs Lyon 11/14/22, at Louisville 12/13/23, vs Louisiana 01/13/24
FG Attempts	11	vs Southern Miss. 01/31/24
3FG Made	1	vs Ga. Southern 01/04/24
3FG Attempts	3	at Alabama 12/04/23
FT Made	5	vs Southeast Mo. St. 12/14/22, vs UAB 12/09/23
FT Attempts	11	vs Southeast Mo. St. 12/14/22

45 DYONDRE DOMINGUEZ | F | 6-9 | 208 | Jr | Providence, R.I.

				Field Goals		3-Point		F-Throws		Rebounds								Scoring		
SEASON	TEAM	GP-GS	MIN/AVG	FG-FGA	FG%	3FG-3FGA	3FG%	FT-FTA	FT%	OFF	DEF	TOT	AVG	PF-FO	A	TO	BLK	STL	PTS	AVG
2020-21	UMass	11-0	93/8.4	8-22	.364	3-13	.231	8-11	.727	3	9	12	1.1	7-0	3	6	3	1	27	2.5
2021-22	UMass	22-7	264/12.0	25-68	.368	10-39	.256	6-12	.500	13	36	49	2.2	22-0	10	12	8	2	66	3.0
2022-23	UMass	30-1	587/19.6	99-192	.516	25-64	.391	38-52	.731	33	100	133	4.4	55-2	33	37	16	13	261	8.7
2023-24	ASU	24-21	702/29.3	100-238	.420	44-137	.321	50-64	.781	47	132	179	7.5	55-0	48	50	15	15	294	12.3
TOTAL FOR ASU		24-21	702/29.3	100-238	.420	44-137	.321	50-64	.781	47	132	179	7.5	55-0	48	50	15	15	294	12.3
TOTAL		87-29	1646/18.9	232-520	.446	82-253	.324	102-139	.734	96	277	373	4.3	139-2	94	105	42	31	648	7.4

Single Game Highs

Statistic	Value	
Points	26	vs Ga. Southern 01/04/24
Rebounds	15	vs UTRGV 11/25/23
Assists	5	vs UAB 12/09/23, at Georgia St. 12/30/23
Steals	4	at Texas St. 01/20/24
Blocks	3	at Yale 11/12/21
FG Made	8	vs Ga. Southern 01/04/24
FG Attempts	16	vs Ga. Southern 01/04/24
3FG Made	4	vs Alcorn 11/14/23, at Belmont 12/20/23, vs Old Dominion 01/06/24
3FG Attempts	9	vs Old Dominion 01/06/24, at Southern Miss. 01/17/24, at Louisiana 01/26/24
FT Made	8	vs North Texas 12/17/22, vs Richmond 01/25/23
FT Attempts	10	at Louisiana 01/26/24

2023-24 BOX SCORES

UAB A-STATE Dec. 9 Attendance: 2,699

68 87

FIRST NATIONAL BANK ARENA / JONESBORO, ARK.

UAB - 65 Record: 4-5 Table with columns: NO. Name, Min, FG, 3P, FT, Rebounds, Fouls, TP, AS, TO, Blocks, Shooting By Period

Arkansas State - 87 Record: 3-7 Table with columns: NO. Name, Min, FG, 3P, FT, Rebounds, Fouls, TP, AS, TO, Blocks, Shooting By Period

UAB ASU Table with columns: Biggest lead, Best Scoring Run, Lead Changes, Times Tied, Time with Lead

11 A-STATE LOUISVILLE Dec. 13 Attendance: 10,401

75 63

KFC YUM! CENTER / LOUISVILLE, KY.

Arkansas St. - 75 Record: 4-7 Table with columns: NO. Name, Min, FG, 3P, FT, Rebounds, Fouls, TP, AS, TO, Blocks, Shooting By Period

Louisville - 83 Record: 4-6 Table with columns: NO. Name, Min, FG, 3P, FT, Rebounds, Fouls, TP, AS, TO, Blocks, Shooting By Period

Arkansas St. ASU Table with columns: Biggest lead, Best Scoring Run, Lead Changes, Times Tied, Time with Lead

12 A-STATE BELMONT Dec. 20 Attendance: 2,052

70 74

CURB EVENT CENTER / NASHVILLE, TENN.

Arkansas St. - 70 Record: 4-8 Table with columns: NO. Name, Min, FG, 3P, FT, Rebounds, Fouls, TP, AS, TO, Blocks, Shooting By Period

Belmont - 74 Record: 4-6 Table with columns: NO. Name, Min, FG, 3P, FT, Rebounds, Fouls, TP, AS, TO, Blocks, Shooting By Period

Arkansas St. BEL Table with columns: Biggest lead, Best Scoring Run, Lead Changes, Times Tied, Time with Lead

13 A-STATE GEORGIA STATE Dec. 30 Attendance: 1,644

90 91

GSU CONVOCATION CENTER / ATLANTA, GA.

Arkansas St. - 90 Record: 4-9 (3-1) Table with columns: NO. Name, Min, FG, 3P, FT, Rebounds, Fouls, TP, AS, TO, Blocks, Shooting By Period

Georgia St. - 91 Record: 8-1 (5-0) Table with columns: NO. Name, Min, FG, 3P, FT, Rebounds, Fouls, TP, AS, TO, Blocks, Shooting By Period

Arkansas St. GSU Table with columns: Biggest lead, Best Scoring Run, Lead Changes, Times Tied, Time with Lead

14 GEORGIA SOUTHERN A-STATE Jan. 4 Attendance: 1,652

83 109

FIRST NATIONAL BANK ARENA / JONESBORO, ARK.

Ge. Southern - 83 Record: 4-13 (3-1) Table with columns: NO. Name, Min, FG, 3P, FT, Rebounds, Fouls, TP, AS, TO, Blocks, Shooting By Period

Arkansas State - 109 Record: 5-1 (3-1) Table with columns: NO. Name, Min, FG, 3P, FT, Rebounds, Fouls, TP, AS, TO, Blocks, Shooting By Period

Ge. Southern ASU Table with columns: Biggest lead, Best Scoring Run, Lead Changes, Times Tied, Time with Lead

15 OLD DOMINION A-STATE Jan. 6 Attendance: 2,193

75 90

FIRST NATIONAL BANK ARENA / JONESBORO, ARK.

Old Dominion - 75 Record: 4-11 (3-3) Table with columns: NO. Name, Min, FG, 3P, FT, Rebounds, Fouls, TP, AS, TO, Blocks, Shooting By Period

Arkansas State - 90 Record: 6-2 (3-1) Table with columns: NO. Name, Min, FG, 3P, FT, Rebounds, Fouls, TP, AS, TO, Blocks, Shooting By Period

Old Dominion ASU Table with columns: Biggest lead, Best Scoring Run, Lead Changes, Times Tied, Time with Lead

16 TEXAS STATE A-STATE Jan. 11 Attendance: 3,023

82 85

FIRST NATIONAL BANK ARENA / JONESBORO, ARK.

Texas State - 82 Record: 6-10 (4-0) Table with columns: NO. Name, Min, FG, 3P, FT, Rebounds, Fouls, TP, AS, TO, Blocks, Shooting By Period

Arkansas State - 85 Record: 7-3 (3-1) Table with columns: NO. Name, Min, FG, 3P, FT, Rebounds, Fouls, TP, AS, TO, Blocks, Shooting By Period

Texas State ASU Table with columns: Biggest lead, Best Scoring Run, Lead Changes, Times Tied, Time with Lead

17 LOUISIANA A-STATE Jan. 13 Attendance: 2,681

84 77

FIRST NATIONAL BANK ARENA / JONESBORO, ARK.

Louisiana - 84 Record: 3-4 (2-0) Table with columns: NO. Name, Min, FG, 3P, FT, Rebounds, Fouls, TP, AS, TO, Blocks, Shooting By Period

Arkansas State - 77 Record: 7-10 (3-3) Table with columns: NO. Name, Min, FG, 3P, FT, Rebounds, Fouls, TP, AS, TO, Blocks, Shooting By Period

Louisiana ASU Table with columns: Biggest lead, Best Scoring Run, Lead Changes, Times Tied, Time with Lead

18 A-STATE SOUTHERN MISS Jan. 17 Attendance: 4,583

66 69

REED GREEN COLISEUM / HATTIESBURG, MISS.

Arkansas St. - 66 Record: 7-11 (3-3) Table with columns: NO. Name, Min, FG, 3P, FT, Rebounds, Fouls, TP, AS, TO, Blocks, Shooting By Period

Southern Miss. - 69 Record: 8-4 (2-2) Table with columns: NO. Name, Min, FG, 3P, FT, Rebounds, Fouls, TP, AS, TO, Blocks, Shooting By Period

Arkansas St. SOUTHERN MISS Table with columns: Biggest lead, Best Scoring Run, Lead Changes, Times Tied, Time with Lead





2023-24 BOX SCORES

19 Jan. 20 A-STATE TEXAS STATE Attendance: 2,042

• 79 • 72

STRAHAN ARENA / SAN MARCOS, TEXAS

Arkansas St. - 79 Record: 8-11 (6-3) Table with columns: NO. Name, Min, FG, 3P, FT, Rebounds, Fouls, TP, AS, TO, ST, Blocks, +/-, Shooting By Period, 1st, 2nd, 3rd, 4th, Total

Texas St. - 72 Record: 7-12 (4-6) Table with columns: NO. Name, Min, FG, 3P, FT, Rebounds, Fouls, TP, AS, TO, ST, Blocks, +/-, Shooting By Period, 1st, 2nd, 3rd, 4th, Total

Technical Fouls: NONE. Best Scoring Run, Lead Changes, Times Tied, Time with Lead

22 Jan. 31 SOUTHERN MISS A-STATE Attendance: 2,032

• 71 • 78

FIRST NATIONAL BANK ARENA / JONESBORO, ARK.

Arkansas State - 78 Record: 9-12 (5-5) Table with columns: NO. Name, Min, FG, 3P, FT, Rebounds, Fouls, TP, AS, TO, ST, Blocks, +/-, Shooting By Period, 1st, 2nd, 3rd, 4th, Total

Arkansas State - 78 Record: 9-12 (5-5) Table with columns: NO. Name, Min, FG, 3P, FT, Rebounds, Fouls, TP, AS, TO, ST, Blocks, +/-, Shooting By Period, 1st, 2nd, 3rd, 4th, Total

Technical Fouls: NONE. Best Scoring Run, Lead Changes, Times Tied, Time with Lead

25 Feb. 10 OHIO A-STATE Attendance: -

- -

FIRST NATIONAL BANK ARENA / JONESBORO, ARK.

20 Jan. 26 A-STATE LOUISIANA Attendance: 1,874

• 75 • 81

CAJUNDOME / LAFAYETTE, LA.

Arkansas St. - 75 Record: 8-12 (4-4) Table with columns: NO. Name, Min, FG, 3P, FT, Rebounds, Fouls, TP, AS, TO, ST, Blocks, +/-, Shooting By Period, 1st, 2nd, 3rd, 4th, Total

Louisiana - 81 Record: 12-8 (5-3) Table with columns: NO. Name, Min, FG, 3P, FT, Rebounds, Fouls, TP, AS, TO, ST, Blocks, +/-, Shooting By Period, 1st, 2nd, 3rd, 4th, Total

Technical Fouls: Coach 2, 13-12. Best Scoring Run, Lead Changes, Times Tied, Time with Lead

23 Feb. 3 ULM A-STATE Attendance: 2,743

• 80 • 95

FIRST NATIONAL BANK ARENA / JONESBORO, ARK.

Arkansas State - 95 Record: 10-13 (5-8) Table with columns: NO. Name, Min, FG, 3P, FT, Rebounds, Fouls, TP, AS, TO, ST, Blocks, +/-, Shooting By Period, 1st, 2nd, 3rd, 4th, Total

Arkansas State - 95 Record: 10-13 (5-8) Table with columns: NO. Name, Min, FG, 3P, FT, Rebounds, Fouls, TP, AS, TO, ST, Blocks, +/-, Shooting By Period, 1st, 2nd, 3rd, 4th, Total

Technical Fouls: NONE. Best Scoring Run, Lead Changes, Times Tied, Time with Lead

26 Feb. 15 A-STATE TROY Attendance: -

- -

TROY ARENA / TROY, ALA.

21 Jan. 28 A-STATE ULM Attendance: 1,376

• 82 • 85

FANT-EWING COLISEUM / MONROE, LA.

Arkansas St. - 82 Record: 8-13 (4-5) Table with columns: NO. Name, Min, FG, 3P, FT, Rebounds, Fouls, TP, AS, TO, ST, Blocks, +/-, Shooting By Period, 1st, 2nd, 3rd, 4th, Total

Arkansas St. - 82 Record: 8-13 (4-5) Table with columns: NO. Name, Min, FG, 3P, FT, Rebounds, Fouls, TP, AS, TO, ST, Blocks, +/-, Shooting By Period, 1st, 2nd, 3rd, 4th, Total

Technical Fouls: NONE. Best Scoring Run, Lead Changes, Times Tied, Time with Lead

24 Feb. 7 JAMES MADISON A-STATE Attendance: 3,824

• 77 • 73

FIRST NATIONAL BANK ARENA / JONESBORO, ARK.

Arkansas St. - 73 Record: 10-14 (5-8) Table with columns: NO. Name, Min, FG, 3P, FT, Rebounds, Fouls, TP, AS, TO, ST, Blocks, +/-, Shooting By Period, 1st, 2nd, 3rd, 4th, Total

Arkansas St. - 73 Record: 10-14 (5-8) Table with columns: NO. Name, Min, FG, 3P, FT, Rebounds, Fouls, TP, AS, TO, ST, Blocks, +/-, Shooting By Period, 1st, 2nd, 3rd, 4th, Total

Technical Fouls: NONE. Best Scoring Run, Lead Changes, Times Tied, Time with Lead

27 Feb. 17 A-STATE SOUTH ALABAMA Attendance: -

- -

MITCHELL CENTER / MOBILE, ALA.





2023-24 Arkansas St. Men's Basketball Combined Team Statistics All games

Page 1/1
as of Feb 08, 2024

Game Records

Record	Overall	Home	Away	Neutral
ALL GAMES	10-14	7-3	2-10	1-1
CONFERENCE	6-6	5-2	1-4	0-0
NON-CONFERENCE	4-8	2-1	1-6	1-1

Score by Periods

Team	1st	2nd	OT	TOT
Arkansas St.	934	948	8	1890
Opponents	888	986	11	1885

Team Box Score

No.	Player	Overall			Total		3-Point		F-Throw		Rebounds				Other				PTS		AVG	
		GP-GS	MIN	AVG	FG-FGA	FG%	3FG-3FGA	3FG%	FT-FTA	FT%	OFF	DEF	TOT	AVG	PF	DQ	A	TO	BLK	STL		PTS
0	FIELDS, Caleb	22-20	691:19	31.4	93-199	.467	19-55	.345	83-132	.629	11	46	57	2.6	47	1	128	49	1	18	288	13.1
45	DOMINGUEZ, Dyondre	24-21	702:17	29.3	100-238	.420	44-137	.321	50-64	.781	47	132	179	7.5	55	0	48	50	15	15	294	12.3
6	TODD, Taryn	24-7	598:24	24.9	104-259	.402	28-88	.318	46-63	.730	4	68	72	3.0	60	4	59	47	10	26	282	11.8
3	FORD, Derrian	24-19	642:36	26.8	78-201	.388	41-114	.360	37-46	.804	34	69	103	4.3	38	0	35	30	1	12	234	9.8
2	HICKS, Freddy	16-12	378:31	23.7	48-132	.364	10-40	.250	45-67	.672	32	44	76	4.8	41	2	33	32	4	12	151	9.4
35	NELSON, Izaiyah	24-18	438:30	18.3	73-117	.624	1-9	.111	46-69	.667	59	90	149	6.2	79	6	7	27	43	12	193	8.0
10	FELTS, Avery	24-17	527:39	22.0	55-136	.404	50-122	.410	9-13	.692	16	28	44	1.8	33	0	21	5	2	13	169	7.0
23	LUAL, Julian	22-0	293:37	13.3	39-90	.433	25-65	.385	4-5	.800	17	39	56	2.5	26	0	15	16	6	9	107	4.9
11	FORD JR., Terrance	2-1	30:46	15.4	1-12	.083	1-9	.111	6-7	.857	0	5	5	2.5	3	0	5	2	0	0	9	4.5
7	BUTLER, Zane	19-0	184:30	9.7	19-45	.422	16-35	.457	16-19	.842	4	9	13	0.7	20	0	7	9	3	4	70	3.7
8	LAKU, Lado	21-5	205:47	9.8	21-31	.677	0-0	.000	13-18	.722	29	35	64	3.0	33	0	1	6	15	2	55	2.6
1	HARDNETT, LaQuill	13-0	111:27	8.6	12-22	.545	2-4	.500	4-8	.500	16	16	32	2.5	19	0	0	3	5	3	30	2.3
4	MCDONALD, Noah	6-0	19:38	3.3	3-6	.500	2-5	.400	0-0	.000	0	0	0	0.0	1	0	0	1	0	1	8	1.3
Team											36	22	58					14				
Total		24	4825		646-1488	.434	239-683	.350	359-511	.703	305	603	908	37.8	455	13	359	291	105	127	1890	78.8
Opponents		24	4825		658-1459	.451	132-388	.340	437-578	.756	266	618	884	36.8	416	8	278	237	103	187	1885	78.5

Team Statistics

	ASU	OPP
Scoring	1890	1885
Points per game	78.8	78.5
Scoring margin	+0.2	-
Field goals-att	646-1488	658-1459
Field goal pct	.434	.451
3 point fg-att	239-683	132-388
3-point FG pct	.350	.340
3-pt FG made per game	10.0	5.5
Free throws-att	359-511	437-578
Free throw pct	.703	.756
F-Throws made per game	15.0	18.2
Rebounds	908	884
Rebounds per game	37.8	36.8
Rebounding margin	+1.0	-
Assists	359	278
Assists per game	15.0	11.6
Turnovers	291	237
Turnovers per game	12.1	9.9
Turnover margin	-2.3	-
Assist/turnover ratio	1.2	1.2
Steals	127	187
Steals per game	5.3	7.8
Blocks	105	103
Blocks per game	4.4	4.3
Winning streak	0	-
Home win streak	0	-
Attendance	26194	61370
Home games-Avg/Game	10-2619	12-5114
Neutral site-Avg/Game	-	2-1288

Team Results

Date	Opponent		Score	Att.
11/06/2023	at Wisconsin	L	76-105	14033
11/11/2023	at Bowling Green	L	75-81	1513
11/14/2023	Alcorn	W	100-86	2388
11/17/2023	at Iowa	L	74-88	9536
11/24/2023	vs San Diego	L	57-71	1682
11/25/2023	vs UTRGV	W	75-58	893
11/28/2023	Jackson St.	L	71-75	2959
12/01/2023	at Little Rock	L	66-77	2613
12/04/2023	at Alabama	L	65-89	9703
12/09/2023	UAB	W	87-68	2699
12/13/2023	at Louisville	W	75-63	10401
12/20/2023	at Belmont	L	70-74	2052
12/30/2023	at Georgia St.	L	90-91	1644
01/04/2024	Ga. Southern	W	109-83	1652
01/06/2024	Old Dominion	W	90-75	2193
01/11/2024	Texas St.	W	85-82	3023
01/13/2024	Louisiana	L	77-84	2681
01/17/2024	at Southern Miss.	L	66-69	4583
01/20/2024	at Texas St.	W	79-72	2042
01/26/2024	at Louisiana	L	75-81	1874
01/28/2024	at ULM	Lot	82-85	1376
01/31/2024	Southern Miss.	W	78-71	2032
02/03/2024	ULM	W	95-80	2743
02/07/2024	James Madison	L	73-77	3824



2023-24 Arkansas St. Men's Basketball Combined Team Statistics In Conference games

Page 1/1
as of Feb 08, 2024

Game Records

Record	Overall	Home	Away	Neutral
ALL GAMES	6-6	5-2	1-4	0-0
CONFERENCE	6-6	5-2	1-4	0-0
NON-CONFERENCE	0-0	0-0	0-0	0-0

Score by Periods

Team	1st	2nd	OT	TOT
Arkansas St.	481	510	8	999
Opponents	453	486	11	950

Team Box Score

No.	Player	Total					3-Point		F-Throw		Rebounds				Other Stats							
		GP-GS	MIN	AVG	FG-FGA	FG%	3FG-3FGA	3FG%	FT-FTA	FT%	OFF	DEF	TOT	AVG	PF	DQ	A	TO	BLK	STL	PTS	AVG
0	FIELDS, Caleb	12-12	426:36	35.5	62-134	.463	11-36	.306	62-99	.626	8	29	37	3.1	23	0	87	25	0	12	197	16.4
6	TODD, Taryn	12-0	288:04	24.0	52-112	.464	15-41	.366	27-34	.794	4	30	34	2.8	28	2	34	16	4	12	146	12.2
45	DOMINGUEZ, Dyondre	12-12	347:15	28.9	45-114	.395	21-70	.300	32-40	.800	17	58	75	6.3	28	0	22	25	5	8	143	11.9
3	FORD, Derrian	12-12	352:37	29.4	41-107	.383	22-61	.361	33-36	.917	18	42	60	5.0	23	0	19	12	0	6	137	11.4
35	NELSON, Izaiyah	12-12	246:14	20.5	44-75	.587	1-4	.250	26-38	.684	32	55	87	7.3	41	3	3	13	27	6	115	9.6
10	FELTS, Avery	12-12	291:03	24.3	32-70	.457	29-62	.468	7-11	.636	12	14	26	2.2	16	0	8	4	2	6	100	8.3
23	LUAL, Julian	12-0	179:58	15.0	25-58	.431	18-44	.409	3-4	.750	11	22	33	2.8	16	0	9	8	4	4	71	5.9
2	HICKS, Freddy	4-0	59:39	14.9	6-17	.353	0-3	.000	7-13	.538	11	9	20	5.0	9	0	1	6	1	2	19	4.8
7	BUTLER, Zane	11-0	76:52	7.0	9-17	.529	8-12	.667	10-10	1.000	2	3	5	0.5	9	0	1	4	0	1	36	3.3
1	HARDNETT, LaQuill	10-0	80:41	8.1	8-13	.615	0-1	.000	4-8	.500	9	11	20	2.0	13	0	0	2	5	2	20	2.0
8	LAKU, Lado	10-0	65:37	6.6	5-7	.714	0-0	.000	2-2	1.000	8	12	20	2.0	7	0	0	2	3	1	12	1.2
4	MCDAVID, Noah	3-0	10:25	3.5	1-2	.500	1-2	.500	0-0	.000	0	0	0	0.0	1	0	0	0	0	0	3	1.0
Team											11	13	24					10				
Total		12	2425		330-726	.455	126-336	.375	213-295	.722	143	298	441	36.8	214	5	184	127	51	60	999	83.3
Opponents		12	2425		336-747	.450	72-191	.377	206-266	.774	138	296	434	36.2	222	4	134	110	42	82	950	79.2

Team Statistics

	ASU	OPP
Scoring	999	950
Points per game	83.3	79.2
Scoring margin	+4.1	-
Field goals-att	330-726	336-747
Field goal pct	.455	.450
3 point fg-att	126-336	72-191
3-point FG pct	.375	.377
3-pt FG made per game	10.5	6.0
Free throws-att	213-295	206-266
Free throw pct	.722	.774
F-Throws made per game	17.8	17.2
Rebounds	441	434
Rebounds per game	36.8	36.2
Rebounding margin	+0.6	-
Assists	184	134
Assists per game	15.3	11.2
Turnovers	127	110
Turnovers per game	10.6	9.2
Turnover margin	-1.4	-
Assist/turnover ratio	1.4	1.2
Steals	60	82
Steals per game	5.0	6.8
Blocks	51	42
Blocks per game	4.3	3.5
Winning streak	0	-
Home win streak	0	-
Attendance	18148	11519
Home games-Avg/Game	7-2593	5-2304
Neutral site-Avg/Game	-	0-0

Team Results

Date	Opponent		Score	Att.
12/30/2023	at Georgia St.	L	90-91	1644
01/04/2024	Ga. Southern	W	109-83	1652
01/06/2024	Old Dominion	W	90-75	2193
01/11/2024	Texas St.	W	85-82	3023
01/13/2024	Louisiana	L	77-84	2681
01/17/2024	at Southern Miss.	L	66-69	4583
01/20/2024	at Texas St.	W	79-72	2042
01/26/2024	at Louisiana	L	75-81	1874
01/28/2024	at ULM	Lot	82-85	1376
01/31/2024	Southern Miss.	W	78-71	2032
02/03/2024	ULM	W	95-80	2743
02/07/2024	James Madison	L	73-77	3824

