

ARKANSAS STATE

2023 BASEBALL GAME NOTES



GAMES
23-25

MARCH 31-APRIL 2, 2023 | SAN MARCOS, TEXAS | BOBCAT BALLPARK

ARKANSAS STATE RED WOLVES (8-14 | 0-4 SBC)

Head Coach: Tommy Raffo

Record at A-State: 349-408-1 (15th year)

Career Record: Same



AT



TEXAS STATE BOBCATS (17-8 | 3-3 SBC)

Head Coach: Steven Trout

Record at TXST: 99-62 (4th year)

Career Record: Same

LEADING OFF

Arkansas State is in its 15th season under head coach Tommy Raffo. His 15th year ties him with Richard Johnson for the second-longest tenured head coach in program history. Raffo enters the week with 349 career wins - second most in program history and needing 14 to surpass J.A. "Ike" Tomlinson for the winningest head coach in school history.

Wil French leads or is tied for the team lead in 10 categories and ranks fourth in the Sun Belt Conference in runs per game (1.27) and tied for seventh in runs scored (28).

The Red Wolves are seeking their first conference victory, taking on Texas State in a three-game set. The Bobcats are 17-8 and 3-3 in SBC play after winning two straight at Coastal Carolina (10-8) and at UTRGV (6-5).

A-State tops the Sun Belt and ranks 13th nationally in doubles (59) and second in doubles per game (2.68).

Kody Darcy enters the week atop the Sun Belt with 12 doubles. Blake Burris is tied for fifth (9), making A-State the only team in the league with more than one player in the top five.

STAT LEADERS

BATTING

Category	Player	Value
Batting Avg.	Wil French	.352
OPS	Wil French	.983
Slugging Pct.	Kody Darcy	.512
On-Base Pct.	Wil French	.472
At-Bats	Wil French	88
Runs	Wil French	28
Hits	Wil French	31
Doubles	Kody Darcy	12
Triples	Allen Grier	2
Home Runs	Four Players	2
RBI	Kody Darcy	29
Total Bases	Wil French	45
Stolen Bases	Wil French	6
Walks	Wil French	18
Hit by Pitch	Brandon Hager	5
Sac Flies	Allen Grier/Kody Darcy	2
Sac Bunts	Blake Burris	2

PITCHING

Category	Player	Value
Appearances	Arlon Butts	10
Games Started	Hunter Draper	6
Innings Pitched	Tyler Jeans	28.0
Wins	Arlon Butts	2
Saves	Kevin Wiseman/Jake Algee	1
ERA (min. 1 IP/G)	Kyler Carmack	2.67
WHIP (min. 1 IP/G)	Kyler Carmack	1.30
Strikeouts	Tyler Jeans	40
Opp. Avg. (min. 1 IP/G)	Kyler Carmack	.218

FIELDING

Category	Player	Value
Chances	Hunter Thomas	116
Putouts	Hunter Thomas	100
Assists	Wil French	55
Fielding Pct	Three Players	1.000

PITCHING PROBABLES

Gm	Team	Pitcher	2023 Stats
G1	A-State	LHP Hunter Draper	0-2, 5.76 ERA, 14 K, 9 BB
	TXST	RHP Levi Wells	4-1, 3.60 ERA, 36 K, 10 BB
G2	A-State	RHP Kyler Carmack	1-1, 2.67 ERA, 26 K, 13 BB
	TXST	RHP Zeke Wood	1-1, 4.98 ERA, 30 K, 12 BB
G3	A-State	TBA	-
	TXST	RHP Tony Robie	3-0, 4.19 ERA, 18 K, 7 BB

GAME INFORMATION

Dates:	March 31-April 2, 2023
First Pitch:	6 PM (Fri.) 2:30 PM (Sat.) Noon (Sun.)
Location:	San Marcos, Texas
Venue:	Bobcat Ballpark
TV:	ESPN+
Talent:	Brant Freeman (PxP) Ty Harrington (Analyst)
Radio:	95.3/96.9/97.0 AM KNEA
PxP:	Matt Stolz
Live Stats:	AStateStats.com

SERIES HISTORY VS. TEXAS STATE

All-Time:	Series tied 14-14
In Jonesboro:	Series tied 6-6
In San Marcos:	Arkansas State leads 7-6
Neutral:	Texas State leads 2-1
Current Streak:	Texas State, W3
Last Game:	March 20, 2022 Jonesboro TXST, 5-4

STATISTICAL COMPARISON (OVERALL/SBC)

A-STATE	STATISTIC	TEXAS ST.
.261 .207	BATTING AVG	.274 .239
.363 .270	ON-BASE %	.386 .381
.384 .321	SLUGGING %	.511 .381
6.1 3.5	RUNS/GAME	7.5 4.8
8.9 7.3	HITS/GAME	9.2 7.8
59 10	DOUBLES	42 13
3 0	TRIPLES	5 0
9 2	HOME RUNS	49 5
117 10	RBI	176 27
106 9	WALKS	122 31
228 41	STRIKEOUTS	241 64
18-23 3-4	STOLEN BASES-ATT.	20-25 5-8
6.82 7.94	EARNED RUN AVG.	6.19 8.48
190.0 34.0	INNINGS PITCHED	221.0 52.0
186 28	STRIKEOUTS	242 50
110 19	WALKS ALLOWED	112 31
.299 .320	OPP. B/AVG.	.280 .312
.964 .937	FIELDING %	.968 .951

MEDIA RELATIONS

Caleb Garner

Assistant Director, Athletics Media Relations

E: rgarner@astate.edu

O: 870-972-2707

C: 870-316-3382

FOLLOW ON SOCIAL MEDIA

Twitter: @ASateBaseball

Instagram: @ASateBaseball

Facebook: ASateBaseball

2023 SCHEDULE/RESULTS

February		(6-3)
17	ARKANSAS-PINE BLUFF	W 12-2
18	ARKANSAS-PINE BLUFF	W 4-3
19	ARKANSAS-PINE BLUFF	W 12-8
21	at #4 Ole Miss	SECN+ L 3-11
24	ILLINOIS STATE	L 2-6
25	ILLINOIS STATE	ESPN+ L 8-12
26	ILLINOIS STATE	ESPN+ W 14-10
28	MISSISSIPPI VALLEY STATE (DH-1)	W 12-0 (7)
28	MISSISSIPPI VALLEY STATE (DH-2)	W 3-2 (7)
March		(2-11)
4	MISSOURI STATE (DH-1)	ESPN+ L 3-5
4	MISSOURI STATE (DH-2)	ESPN+ L 4-6
5	MISSOURI STATE	ESPN+ W 8-7
10	EASTERN ILLINOIS	ESPN+ L 8-11
11	EASTERN ILLINOIS	ESPN+ L 6-12 (10)
13	EASTERN ILLINOIS	ESPN+ Canceled
14	CENTRAL ARKANSAS	ESPN+ L 4-7
17	at Louisiana*	ESPN+ L 4-15
18	at Louisiana*	ESPN+ L 5-13
19	at Louisiana*	ESPN+ L 1-3
21	at Mississippi State	SECN+ L 2-16
22	at Memphis	ESPN+ L 6-7
25	JAMES MADISON* [DH-1]	ESPN+ Canceled
25	JAMES MADISON* [DH-2]	ESPN+ Canceled
26	JAMES MADISON*	ESPN+ L 4-9 (10)
28	at Central Arkansas	W 10-7
31	at Texas State*	ESPN+ 6 PM
April		(0-0)
1	at Texas State*	ESPN+ 2:30 PM
2	at Texas State*	ESPN+ Noon
4	at Arkansas	SECN+ 6 PM
6	TROY*	ESPN+ 6 PM
7	TROY*	ESPN+ 6 PM
8	TROY*	ESPN+ 1 PM
11	MURRAY STATE	ESPN+ 6 PM
14	at Georgia State*	5 PM
15	at Georgia State*	2 PM
16	at Georgia State*	Noon
18	OLE MISS	ESPN+ 6 PM
21	ULM*	6 PM
22	ULM*	3 PM
23	ULM*	1 PM
25	HENDERSON STATE	6 PM
26	at Little Rock	6 PM
28	at Southern Miss*	6 PM
29	at Southern Miss*	2 PM
30	at Southern Miss*	1 PM
May		(0-0)
2	MEMPHIS	6:30 PM
5	OLD DOMINION*	6 PM
6	OLD DOMINION*	3 PM
7	OLD DOMINION*	11 AM
9	LITTLE ROCK	6 PM
12	at Appalachian State*	5 PM
13	at Appalachian State*	2 PM
14	at Appalachian State*	Noon
18	SOUTH ALABAMA*	6 PM
19	SOUTH ALABAMA*	6 PM
20	SOUTH ALABAMA*	1 PM
23-28	Sun Belt Conference Tournament^	TBA

* - Sun Belt Conference game

^ - Riverwalk Stadium (Montgomery, Ala.)

2023 ROSTER

Numerical							Hometown / High School (Previous School)
#	Name	Pos.	B/T	Ht.	Wt.	Exp.	
1	Cross Jumper	OF	R/R	6-2	195	RFr.	Jonesboro, Ark. / Jonesboro (Tennessee)
2	Kyler Carmack	RHP/OF	R/R	6-2	170	RFr.	Cabot, Ark. / Cabot
3	Daedrick Cail	INF	R/R	6-1	220	So.	Marion, Ark. / Marion
4	Jared Toler	INF	L/R	6-1	210	Jr.	Benton, Ark. / Harmony Grove
5	Austin Kapela	RHP	R/R	6-1	205	Jr.	Bridgeville, Del. / Sussex Technical (Gulf Coast State College)
6	Bryce Schares	RHP	R/R	6-3	216	Jr.	Gilbertville, Iowa / Don Bosco Catholic (Kirkwood CC)
7	Cason Campbell	INF	L/R	5-11	175	Fr.	McCrory, Ark. / McCrory
8	Cason Tollett	1B	R/R	6-2	205	RSo.	Little Rock, Ark. / Little Rock Christian (Arkansas)
9	Blake Burris	OF	L/R	6-0	170	Jr.	Edwardsville, Ill. / Edwardsville HS (Lewis & Clark)
10	Wil French	INF	S/R	5-11	190	So.	Jonesboro, Ark. / Valley View
11	Brandon Hager	C	R/R	6-1	245	Jr.	Festus, Mo. / Lutheran South
12	Allen Grier	OF	R/R	5-9	170	Jr.	Atlanta, Ga. / Riverwood (Coastal Alabama CC-Bay Minette)
13	Walker Williams	LHP	L/L	5-11	180	RSo.	Springdale, Ark. / Shiloh Christian
14	Tyler Jeans	RHP	R/R	6-4	220	Sr.	Texarkana, Ark. / Pleasant Grove (Northeast Texas CC)
15	Brayden Caskey	INF	R/R	5-8	170	Jr.	Prairieville, La. / Dutchtown (Delgado CC)
16	Arlon Butts	RHP	R/R	6-4	175	Jr.	Cadiz, Ky. / Trigg County (Rend Lake College)
17	Jake Henry Williams	OF	R/R	6-1	211	So.	Jonesboro, Ark. / Jonesboro (Connors State College)
18	Hunter Draper	LHP	L/L	5-10	200	Jr.	Baton Rouge, La. / Parkview Baptist (Delgado CC)
19	John Hoskyn	C	R/R	6-2	235	Jr.	Stuttgart, Ark. / Stuttgart
20	Augusto Schroeder	INF	R/R	5-10	185	Fr.	Edmond, Okla. / Bishop McGuinness Catholic
21	Brian Veniard	RHP	R/R	6-5	215	Jr.	Jacksonville, Fla. / Fletcher (Florida State College of Jacksonville)
23	Dylan DeButy	C/1B	R/R	6-3	200	Jr.	Sachse, Texas / Sachse (Carl Albert State College)
24	James McCormick	LHP	L/L	6-7	235	Jr.	Benton, Ark. / Harmony Grove (UA-Rich Mountain)
25	Max Charlton	RHP	R/R	6-1	200	Jr.	Lenexa, Kan. / St. James Academy
26	Jacob Conover	RHP	R/R	5-10	210	Jr.	Middletown, Del. / Appoquinimink (Wallace State CC-Hanceville)
27	Austin Brock	LHP	L/L	5-11	173	Sr.	Senath, Mo. / Senath-Hornersville (Three Rivers College)
28	Jake Algee	RHP	R/R	6-1	185	Jr.	Brookland, Ark. / Brookland
29	Kevin Wiseman	RHP	R/R	6-1	205	RSo.	Axtell, Texas / Linfield Christian (Wagner)
30	Nathan VerMaas	OF	L/R	6-5	235	Jr.	Omaha, Neb. / Millard North (North Dakota State)
31	Grayson Becker	RHP	R/R	6-1	160	Fr.	Jonesboro, Ark. / Valley View
32	Chase Armstrong	RHP	R/R	6-3	194	Fr.	Marion, Ark. / Marion
33	Aaron Evers	RHP	R/R	6-3	208	Jr.	Stonewall, La. / Evangel Christian Academy (Mineral Area CC)
34	Hunter Thomas	C	R/R	6-2	200	Jr.	Russell Springs, Ky. / Russell County (Rend Lake College)
35	Coby Greiner	RHP	R/R	6-2	170	Jr.	Bryant, Ark. / Bryant (Carl Albert State College)
36	Kody Darcy	INF	R/R	6-2	202	Gr.	Kent, Wash. / Kent (UTSA)
37	Michael Finan	RHP	R/R	6-4	218	Jr.	Omaha, Neb. / Westside (Iowa Western CC)
39	Jakob Frederick	LHP	L/L	5-8	170	Sr.	Sacramento, Calif. / Del Oro (Sierra College)

22 Tommy Raffo - Head Coach (15th Season at A-State) - Mississippi State, 1990
 34 Alan Dunn - Assistant Coach/Pitching (Second Season) - UAB,
 Drew LaBounty - Assistant Coach/Recruiting Coordinator (Third Season, Second as assistant) - South Alabama, 2017
 Henri Lartigue - Volunteer Assistant (First Season) - Ole Miss, 2022

Jared Chittom - Director of Operations (First Season) - Mississippi State, 2022
 Bryce Bartlett - Director of Pitching Development (First Season, Second Overall) - Arkansas State, 2022
 Lorenzo Soto - Sports Medicine (Third Season)
 Colin Snyder - Athletics Performance (First Season)

PRO-NUN-SEE-AY-SHUNS

DAEDRICK Cail	DAY-drick
Austin KAPELA	Ka-PELL-a
Bryce SCHARES	"Shares"
AUGUSTO Schroeder	Ow-GOOS-toh
Brian VENIARD	Ven-ARD
Dylan DEBUTY	De-BU-tee
Jake ALGEE	ALL-jee
Nathan VERMAAS	Ver-MAHS
Michael FINAN	Fine-an
Henri LARTIGUE	Lar-TEEG

Roster Breakdown

PITCHERS (20 Total - 16 RHP, 4 LHP)

#	Name	Throws	Ht.	Wt.	Exp.
2	Kyler Carmack	R	6-2	170	RFr.
5	Austin Kapela	R	6-1	205	Jr.
6	Bryce Schares	R	6-3	216	Jr.
13	Walker Williams	L	5-11	180	RSo.
14	Tyler Jeans	R	6-4	220	Sr.
16	Arlon Butts	R	6-4	175	Jr.
18	Hunter Draper	L	5-10	200	Jr.
21	Brian Veniard	R	6-4	215	Jr.
24	James McCormick	L	6-7	235	Jr.
25	Max Charlton	R	6-1	200	Jr.
26	Jacob Conover	R	5-10	210	Jr.
27	Austin Brock	L	5-11	173	Sr.
28	Jake Algee	R	6-1	185	Jr.
29	Kevin Wiseman	R	6-1	205	RSo.
31	Grayson Becker	R	6-1	160	Fr.
32	Chase Armstrong	R	6-3	194	Fr.
33	Aaron Evers	R	6-3	208	Jr.
35	Coby Greiner	R	6-2	170	Jr.
37	Michael Finan	R	6-4	218	Jr.
39	Jakob Frederick	R	5-8	170	Sr.

CATCHERS (4)

#	Name	B/T	Ht.	Wt.	Exp.
11	Brandon Hager	R/R	6-1	245	Jr.
19	John Hoskyn	R/R	6-2	235	Jr.
23	Dylan DeButy	R/R	6-3	200	Jr.
34	Hunter Thomas	R/R	6-2	200	Jr.

INFELDERS (9)

#	Name	B/T	Ht.	Wt.	Exp.
3	Daedrick Cail	R/R	6-1	220	So.
4	Jared Toler	L/R	6-1	210	Jr.
7	Cason Campbell	L/R	5-11	175	Fr.
8	Cason Tollett	R/R	6-2	205	RSo.
10	Wil French	S/R	5-11	190	So.
15	Brayden Caskey	R/R	5-8	170	Jr.
20	Augusto Schroeder	R/R	5-10	185	Fr.
23	Dylan DeButy	R/R	6-3	200	Jr.
36	Kody Darcy	R/R	6-2	202	Gr.

OUTFIELDERS (6)

#	Name	B/T	Ht.	Wt.	Exp.
1	Cross Jumper	R/R	6-2	195	RFr.
2	Kyler Carmack	R/R	6-2	170	RFr.
9	Blake Burris	L/R	6-0	170	Jr.
12	Allen Grier	R/R	5-9	170	Jr.
17	Jake Henry Williams	R/R	6-1	211	So.
30	Nathan VerMaas	L/R	6-5	235	Jr.

QUICK FACTS

GENERAL INFORMATION

Location	Jonesboro, Ark.
Founded	1909
Enrollment	13,772
Nickname	Red Wolves
Colors	Scarlet (PMS 186) & Black
Conference	Sun Belt
Chancellor	Dr. Todd Shields
V.C./Intercol. Athletics	Jeff Purinton
Faculty Athletics Rep.	Dr. David Kern

TEAM INFORMATION

2022 Overall Record	11-38
2022 Sun Belt Record	5-24
Pos. Starters Returning/Lost (30+ starts)	4/4
Pitchers R/L	7/9
Letterwinners R/L	13/20
Newcomers	22 (4 HS, 16 JC, 2 D-1 transfer)

TOMLINSON STADIUM-KELL FIELD

Opened	1993
Record	2/23/93 - def. Harding 6-0, 14-3 (DH)
Capacity	466-359 (.565)
Dimensions	1,200
	335-370-400-370-335

PROGRAM INFORMATION

First Year of Baseball	1922
First Year in Sun Belt	1992
All-Time Record (Win %)	1,437-1,772-10 (.448)
	**SOME EARLY RECORDS MISSING
All-Time SBC Record (Win %)	346-446-2 (.426)
Sun Belt Championships (Last)	N/A
Sun Belt Conference Tournaments (Last)	24 (2021)
SBC Tournament Record (Win %)	29-43 (.403)
SBC Tournament Championships (Last)	1 (1994)
NCAA Tournaments (Last)	4 (1994)

A-STATE RECORD

BY GAME	OVERALL	SBC
Day games	5-7	0-3
Night games	3-7	0-1
In Extra Innings	0-2	0-1
vs. Ranked Opponents	0-1	-

BY OPPOSING PITCHER	OVERALL	SBC
vs. Left-handed Starter	2-1	-
vs. Right-handed Starter	6-13	0-4

BY A-STATE PITCHER	OVERALL	SBC
Starter receives decision	4-7	0-3
Reliever receives decision	4-7	0-1
Starter goes 5.0+ innings	3-6	0-2
Starter goes less than 5.0 innings	5-8	0-2

BY SCORING/MARGIN	OVERALL	SBC
Scoring first	7-8	0-2
Trailing first	1-6	0-2
In one-run games	3-0	-
Scoring 0-2 runs	0-3	0-1
Scoring 3-5 runs	2-7	0-3
Scoring 6-9 runs	1-4	-
Scoring 10+ runs	5-0	-
Allowing 0-2 runs	3-0	-
Allowing 3-5 runs	1-2	0-1
Allowing 6-9 runs	3-5	0-1
Allowing 10+ runs	1-7	0-2

LEADING/TRAILING	OVERALL	SBC
Leading after 6 innings	6-4	-
Trailing after 6 innings	1-9	0-4
Tied after 6 innings	1-1	-
Leading after 7 innings	4-0	-
Trailing after 7 innings	1-13	0-4
Tied after 7 innings	1-1	-
Leading after 8 innings	5-0	-
Trailing after 8 innings	0-13	0-3
Tied after 8 innings	1-1	0-1

BY THE STATS	OVERALL	SBC
Collecting 0-3 hits	0-1	0-1
Collecting 4-6 hits	0-7	0-1
Collecting 7-9 hits	3-1	-
Collecting 10+ hits	5-5	0-2
Out-hit opponent	7-2	0-1
Out-hit by opponent	1-12	0-3
Hits are equal	-	-
Hitting a home run	2-6	0-2
Without hitting a home run	6-8	0-2
Opponent hits a home run	3-11	0-2
Opponent doesn't hit a home run	5-3	0-2
Errorless	5-4	0-1
Committing one error	1-2	-
Committing 2+ errors	2-8	0-3

BY THE CALENDAR	OVERALL	SBC
February	6-3	-
March	2-11	0-4
April	-	-
May	-	-
Sunday	3-2	0-2
Monday	0-1	-
Tuesday	3-3	-
Wednesday	0-1	-
Thursday	-	-
Friday	1-3	0-1
Saturday	1-4	0-1
Game 1 of Weekend Series	1-5	0-2
Game 2 of Weekend Series	1-4	0-1
Game 3 of Weekend Series	3-1	0-1

TEAM NOTES

KEY STORYLINES

- Arkansas State is hoping to end a four-game skid in conference play, beginning Friday with a three-game series at Texas State.
- The Red Wolves halted a nine-game losing streak on Tuesday with a 10-7 road victory at Central Arkansas.
- A-State enters the week with a Sun Belt-most 59 doubles, ranking 13th nationally, while sitting second in Division I with 2.68 doubles per game.
- Junior designated hitter/first baseman **Brandon Hager** enters the series with a team-best 13-game on-base streak after walking three times at UCA on Tuesday.
- Sophomore second baseman **Wil French** has reached base in all but two games this season.
- Graduate shortstop **Kody Darcy** remains the league leader with 12 doubles on the year.

ABOUT TEXAS STATE

- Arkansas State is set to face Texas State in a three-game series beginning Friday in San Marcos.
- The Bobcats are 17-8 overall and 3-3 in SBC play after dropping two of three at Coastal Carolina (0-19, 6-13, 10-8) and winning 6-5 at UTRGV on Wednesday.
- In 17 games played at Bobcat Ballpark, Texas State is 13-4.
- The series is knotted up at 14 wins apiece, with A-State owning a 7-6 edge in San Marcos.
- Texas State was picked to finish second in the preseason coaches poll, earning a first-place vote. Four players received preseason all-league accolades: outfielder **Jose Gonzalez** and pitchers **Levi Wells**, **Zeke Wood** and **Triston Dixon**.
- The Bobcats hit .274 as a team, led by **Davis Powell's** .407 clip. Powell is also third in the conference with 10 doubles. They rank 13th nationally with 49 homers, nine by **Chase Mora**. Gonzalez is fourth in the conference with 35 RBIs.
- On the mound, the Bobcats hold a 6.19 ERA and are slated to start a trio of right-handers. Wells and Wood are taking the hill Friday and Saturday, with **Tony Robie** set to start on Sunday. Closer **Triston Dixon** owns four saves on the year to lead the team.

HOME, SWEET HOME

- Arkansas State has played in the pitcher-friendly confines of Tomlinson Stadium-Kell Field early and often in 2023, with this season's slate featuring a program-record 35 home games at The Tom (now 32 with three cancellations on the year due to weather).
- Fifteen of the first 16 scheduled games were in Jonesboro, with the lone exception being a mid-week game at Ole Miss on Feb. 21.

TOUGH SCHEDULE

- Tough schedules are not a novel concept for Arkansas State, and the already-strong Sun Belt Conference got even tougher with four new additions.
- A-State faces three teams who are consensus top-25 squads - Arkansas, Southern Miss and reigning College World Series champion Ole Miss, along with six teams who reached the postseason last season.
- Fourteen of the Red Wolves' 2023 foes finished the 2022 campaign with a winning record.

BUCKLE UP!

- One of the toughest baseball leagues in the nation just got even tougher with the addition of four new league members in the offseason: James Madison, Marshall, Old Dominion and Southern Miss.
- The Sun Belt Conference enters the weekend No. 5 in the conference RPI rankings as a league.

DOUBLE IT UP!

- Arkansas State has already surpassed last season's double-play total, entering the weekend with 16 on the year.

DOUBLE VISION

- Arkansas State is among the nation's best in doubles so far this season, ranking 13th in Division I with 59 and second in doubles per game, averaging 2.68.
- The Red Wolves are just six doubles shy of matching last season's total of 65.
- Shortstop **Kody Darcy** leads the charge with a conference-most 12 on the year. In his previous four seasons (3 at Xavier, 1 at UTSA), he totaled seven doubles.
- A-State had a pair of players with 10 two-baggers last season to lead the team - Daedrick Cail and Jared Toler.

HEART & HUSTLE

- At Arkansas State's annual Grand Slam Banquet on Feb. 13, junior catcher **John Hoskyn** was awarded the Ed Way "Heart & Hustle" Award.
- Hoskyn made a tremendous comeback last season from a near-fatal car accident in Fall 2021 and saw time behind the dish last year.

HOME-GROWN TALENT

- Of the 37 players on the 2023 Arkansas State baseball roster, 16 hail from the state of Arkansas.
- Fifteen different states are represented, with Louisiana following in second behind the Natural State with three.

ON DECK

- Arkansas State round out its five-game road trip with a midweek test at in-state foe Arkansas on Tuesday.
- The sixth-ranked Razorbacks are 21-4 on the year and 4-2 in SEC play after defeating Omaha 16-3 in 7 innings on Tuesday.

LAST 20 GAMES VERSUS TEXAS STATE

RECORD: 9-11

Date	Location	W/L/T	Score	Date	Location	W/L/T	Score
5/9/15	San Marcos	W	11-10	5/5/18	Jonesboro	W	2-1
5/13/16	Jonesboro	W	6-1	4/18/19	San Marcos	L	14-16
5/14/16	Jonesboro	W	9-6	4/19/19	San Marcos	L	3-5
5/15/16	Jonesboro	L	3-12	4/20/19	San Marcos	L	6-7 (10)
5/27/16	San Marcos [SBC Tourn.]	W	4-3	4/23/21	San Marcos	L	4-11
3/31/17	San Marcos [DH-1]	W	13-7	4/24/21	San Marcos	L	5-6
3/31/17	San Marcos [DH-2]	L	7-16	4/25/21	San Marcos	W	12-1
4/1/17	San Marcos	W	8-7	3/18/22	Jonesboro	L	7-13
5/4/18	Jonesboro [DH-1]	W	6-1	3/19/22	Jonesboro	L	1-2
5/4/18	Jonesboro [DH-2]	L	3-10	3/20/22	Jonesboro	L	4-5



HITTING/POSITION PLAYER NOTES

LEADING THINGS OFF...

- Sophomore second baseman **Wil French** has led off at the plate in all 22 games for A-State this season, reaching base in 15 straight to open the year. In 11 games, he has reached via walk, hit or error in his first plate appearance.
- He owned a 20-game on-base streak that dates back to May 14, 2022, versus Georgia State, which was snapped last Friday, but he has reached base in all but that two contests.
- When leading off an inning, the switch-hitter is 21-for-44 (.477), but is also solid with two outs, hitting .435 (10-23) entering this weekend's series.
- He ranks second in the conference in runs per game (1.33), ranking 34th nationally. French is also inside the top 10 in batting average (T10th, .373), runs (T5th, 28), on base percentage (8th, .490) and walks (T8th, 18).
- In the field, he is tied for fourth in the conference with 54 assists, playing second base for the first time since early in his high school career.

DARCY ALSO DRIVES THEM IN

- Newcomer **Kody Darcy** not only is the top doubles hitter in the Sun Belt, but he also leads Arkansas State with 29 RBIs so far on the year.
- He owns a Sun Belt-best 12 doubles on the year, ranking 11th nationally.
- Darcy was a 39th-round MLB Draft pick out of high school before spending time at Xavier (2019-21) and UTSA (2022).

HAMMERIN' HAGER

- Junior designated hitter **Brandon Hager**, who hit 10 homers a season ago, finally hit his first "Hager Bomb" of the year - a 406-foot opposite-field shot on March 14 against Central Arkansas. He topped it with a 418-foot moonshot last Sunday against James Madison.
- Hager has hit for average well so far this season, owning a .329 mark.
- He's hitting a team-best .452 (14-31) with runners in scoring position, as well as advancing runners at a .558 clip.

BIG START FOR BURRIS

- Junior center fielder **Blake Burris** had a stellar debut for Arkansas State, driving in five runs in a season-opening 12-2 win over UAPB.
- The Edwardsville, Ill., native has reached base in 20 of the first 22 games and is tied fifth in the conference with nine doubles.
- He is also among the toughest batters to strike out so far this season, averaging 14.0 at-bats per strikeout and being fanned just six times in 84 ABs.
- Burris has drawn 15 walks on the year to those six strikeouts, ranking second on the team in walks drawn.

JUMP AROUND!

- After redshirting last season, highly-touted freshman **Cross Jumper** made his collegiate debut this season in A-State's outfield.
- Jumper starred at Jonesboro High School, displaying his skillset as a five-tool talent en route to signing at Tennessee before transferring back home before the 2022 season.
- He has already earned some preseason praise, being named one of the league's impact freshmen by D1 Baseball, as well as a highly-rated draft prospect by both D1 and Perfect Game.
- Jumper is hitting .303 through 21 games played, driving in 12 runs with seven doubles while also tied for the team lead with nine two-out RBIs. He also is 3-for-3 in stolen-base opportunities after swiping a pair against James Madison last Sunday.
- In the field, he leads the way with four outfield assists.

1-2 PUNCH

- Two of A-State's batters in the top of the order - **Wil French** and **Blake Burris** - have both reached base in 20 of 22 games to start the year, including the first 14 games of the season.
- The last time the Red Wolves had two or more players reach base in 14 straight games or more to open the year was 2020 (Liam Hicks and Ben Klutts).

SPEED ON THE BASEPATHS

- Arkansas State's 2023 squad features a lot more speed than previously, with a pair of JUCO transfers coming in who are a threat to steal at any time in outfielders **Blake Burris** and **Allen Grier**.
- Burris swiped 47 bases over the summer in the Prospect League, while Grier ranked 12th in the NJCAA with 37 thefts in 2022 at Coastal Alabama CC-South in Bay Minette.
- Sophomore **Wil French** led the Red Wolves with eight stolen bases a year ago and currently leads the way with six thefts on the year in seven attempts.
- Grier is 5-7 and Burris is 4-for-6, while **Cross Jumper** is 3-for-3, helping A-State go 18-for-23 to start the year. Last season's squad stole just 14 bags through 49 games.

ON THE VER(GE)

- Junior **Nathan VerMaas** hit a pinch-hit double in his lone at-bat on 3/21 at Mississippi State, and then found his way into the lineup in the DH spot the next day at Memphis.
- The Omaha native reached base twice, scoring one and driving in a run with a single.
- He enters the weekend series at Texas State on a three-game hitting streak.

HIT IT HARD

TOP 10 EXIT VELOCITIES

Below is a list of the top 10 hardest-hit balls in play by A-State in 2023.

Exit Velocity	Name	Opponent Date	Result
108.0	Kyler Carmack	Illinois State/2-26-23	Lineout
108.0	Brandon Hager	Illinois State/2-26-23	Single
107.4	Hunter Thomas	James Madison/3-26-23	Double
107.1	Kyler Carmack	Illinois State/2-26-23	Lineout
107.0	Kody Darcy	Missouri State [1]/3-4-23	Double
105.5	Kody Darcy	MVSU [1]/2-28-23	Lineout
105.2	Brandon Hager	MVSU [1]/2-28-23	Single
105.0	Kody Darcy	Eastern Illinois/3-11-23	Home Run
105.0	Cross Jumper	MVSU [1]/2-28-23	Double
104.9	Brandon Hager	Central Arkansas/3-14-23	Home Run

BARREL COUNT

Below is a listing of each A-State student-athlete's total barreled balls in 2023

Name	2023 Barrels
Kody Darcy	11
Allen Grier	8
Brandon Hager	9
Wil French	7
Cross Jumper	5
Blake Burris	4
Hunter Thomas	4
Kyler Carmack	4
Brayden Caskey	2
Daedrick Cail	1
Jared Toler	1
Cason Campbell	1
Cason Tollett	1
Nathan VerMaas	1

NOTE: A barreled ball is 98-plus exit velocity and a 10-35 degree launch angle. Barreled balls include all balls put in play.

MULTI-HIT GAMES	2	3	4	5+	2023	Career
Brandon Hager	9	1	-	-	10	20
Wil French	6	4	-	-	10	18
Kody Darcy	7	-	-	-	7	12
Cross Jumper	6	-	-	-	6	6
Blake Burris	4	2	-	-	6	6
Allen Grier	5	-	-	-	5	5
Daedrick Cail	3	-	-	-	3	18
Hunter Thomas	2	-	-	-	2	2
Jared Toler	1	-	-	-	1	23
Dylan DeButy	1	-	-	-	1	1
Kyler Carmack	-	1	-	-	1	1
John Hoskyn	1	-	-	-	1	1
Brayden Caskey	1	-	-	-	1	1
Cason Tollett	-	-	-	-	-	1

MULTI-RBI GAMES	2	3	4	5+	2023	Career
Kody Darcy	9	2	-	-	11	17
Brandon Hager	4	1	-	-	5	10
Daedrick Cail	2	-	1	-	3	8
Wil French	2	1	-	-	3	4
Blake Burris	1	-	-	1	2	2
Cross Jumper	1	-	1	-	2	2
Jared Toler	-	-	-	-	-	14
Cason Tollett	-	-	-	-	-	1
John Hoskyn	-	-	-	-	-	1

HITTING STREAKS	CURRENT	SEASON	CAREER
Nathan VerMaas	3	3	3
Kody Darcy	2	10	10
Daedrick Cail	2	2	12
Jake Henry Williams	2	2	2
Cross Jumper	1	7	7
Blake Burris	1	7	7
Kyler Carmack	1	3	3
Allen Grier	1	3	3
Brandon Hager	-	8	13
Wil French	-	5	5
Hunter Thomas	-	4	4
Jared Toler	-	2	9
John Hoskyn	-	3	3
Cason Campbell	-	3	3
Brayden Caskey	-	2	2
Dylan DeButy	-	1	1
Cason Tollett	-	-	2

ON-BASE STREAKS	CURRENT	SEASON	CAREER
Brandon Hager	13	13	13
Hunter Thomas	7	7	7
Wil French	6	15	20
Kody Darcy	4	12	12
Cross Jumper	4	7	7
Nathan VerMaas	3	3	8*
Daedrick Cail	2	4	12
Jared Toler	2	2	25
Jake Henry Williams	2	2	2
Blake Burris	1	14	14
Allen Grier	1	9	9
John Hoskyn	1	4	4
Kyler Carmack	1	3	3
Cason Campbell	-	4	4
Dylan DeButy	-	2	2
Brayden Caskey	-	2	2
Cason Tollett	-	-	5

TWO-OUT RBIS	2023	CAREER
Kody Darcy	9	20
Cross Jumper	9	9
Wil French	5	10
Daedrick Cail	5	15
Brandon Hager	3	10
Blake Burris	3	3
Cason Campbell	2	2
Jared Toler	1	16
John Hoskyn	1	4
Nathan VerMaas	1	1
Hunter Thomas	1	1
Allen Grier	1	1
Cason Tollett	-	2

PROBABLE STARTERS



LEFT-HANDED PITCHER
**HUNTER
DRAPER** **18**
JUNIOR
BATON ROUGE, LA.
DELGADO CC

CAREER HIGHS

IP | Start 5.2 vs Arkansas-Pine Bluff | 2/18/23
IP | Relief
Strikeouts 4, 2x, last vs Missouri State [2] | 3/4/23
Walks 4 vs Illinois State | 2/25/23
Hits Allowed 10 vs Missouri State [2] | 3/4/23
Runs Allowed 6 vs Missouri State [2] | 3/4/23
Earned Runs 6 vs Missouri State [2] | 3/4/23

SEASON HIGHS

5.2 vs Arkansas-Pine Bluff | 2/18/23
4, 2x, last vs Missouri State [2] | 3/4/23
4 vs Illinois State | 2/25/23
10 vs Missouri State [2] | 3/4/23
6 vs Missouri State [2] | 3/4/23
6 vs Missouri State [2] | 3/4/23


BATS	THROWS	HEIGHT	WEIGHT
RIGHT	LEFT	5-10	200

2023 GAME LOG

Date	Opponent	GS	IP	H	R	ER	BB	SO	2B	3B	HR	WP	BK	HBP	IBB	Score	W-L	Sv	ERA	# Pitches/Strikes
2/18	Arkansas-Pine Bluff	*	5.2	5	2	2	0	2	0	0	0	1	0	0	0	4-3	0-0	-	3.18	68/48
2/25	Illinois State	*	4.0	5	5	2	4	4	0	0	0	1	0	0	1	8-12	0-0	-	3.72	92/54
3/4	Missouri State - 2	*	5.0	10	6	6	2	4	3	0	1	0	0	0	0	4-6	0-1	-	6.14	102/62
3/11	Eastern Illinois	*	4.0	5	1	1	1	2	2	0	0	0	0	3	0	6-12 (10)	-	-	5.30	88/54
3/18	at Louisiana*	*	4.1	7	5	5	1	1	2	0	1	0	0	0	0	5-13	0-2	-	6.26	63/40
3/28	at Central Arkansas	*	2.0	2	0	0	1	1	0	0	0	0	0	0	0	10-7	-	-	5.76	31/17

CAREER STATISTICS

Year	era	w-l	app	gs	cq	sho	sv	ip	h	r	er	bb	so	2b	3b	hr	bf	bavg	wp	hbp	bk	sfa	sha
2023	5.76	0-2	6	6	0	0/0	0	25.0	34	19	16	9	14	5	0	2	118	.330	2	3	0	1	2
TOTAL	5.76	0-2	6	6	0	0/0	0	25.0	34	19	16	9	14	5	0	2	118	.330	2	3	0	1	2



RIGHT-HANDED PITCHER
**KYLER
CARMACK** **2**
REDSHIRT FRESHMAN
CABOT, ARK.
CABOT HS

CAREER HIGHS

IP | Start 6.0 vs James Madison | 3/26/23
IP | Relief 2.2 vs Eastern Illinois | 3/11/23
Strikeouts 6 vs Mississippi Valley State [1] | 2/28/23
Walks 3, 3x, last at Louisiana | 3/19/23
Hits Allowed 6 vs Missouri State | 3/5/23
Runs Allowed 5 vs Eastern Illinois | 3/11/23
Earned Runs 3 vs Illinois State | 2/24/23

SEASON HIGHS

6.0 vs James Madison | 3/26/23
2.2 vs Eastern Illinois | 3/11/23
6 vs Mississippi Valley State [1] | 2/28/23
3, 3x, last at Louisiana | 3/19/23
6 vs Missouri State | 3/5/23
5 vs Eastern Illinois | 3/11/23
3 vs Illinois State | 2/24/23

BATS	THROWS	HEIGHT	WEIGHT
RIGHT	RIGHT	6-2	170

2023 GAME LOG

Date	Opponent	GS	IP	H	R	ER	BB	SO	2B	3B	HR	WP	BK	HBP	IBB	Score	W-L	Sv	ERA	# Pitches/Strikes
2/18	Arkansas-Pine Bluff		1.2	0	1	1	3	0	0	0	0	0	0	1	0	4-3	-	-	5.40	38/17
2/21	at Ole Miss		1.0	0	0	0	0	3	0	0	0	0	0	0	0	3-11	-	-	3.38	17/10
2/24	Illinois State		2.1	4	4	3	1	2	0	0	1	0	0	1	0	2-6	-	-	7.20	33/26
2/28	Miss. Valley State [1]	*	4.0	1	0	0	0	6	0	0	0	0	0	0	0	12-0	1-0	-	4.00	42/31
3/5	Missouri State	*	4.1	6	1	1	2	4	0	0	0	1	0	0	0	8-7	-	-	3.38	79/49
3/19	at Louisiana*	*	5.0	4	1	0	3	4	0	0	0	1	1	0	0	1-3	1-1	-	3.00	89/58
3/26	James Madison*	*	6.0	4	4	1	1	4	0	1	0	0	0	1	0	4-9 (10)	-	-	2.67	87/53

CAREER STATISTICS

Year	era	w-l	app	gs	cq	sho	sv	ip	h	r	er	bb	so	2b	3b	hr	bf	bavg	wp	hbp	bk	sfa	sha
2023	2.67	1-1	8	4	0	0/1	0	27.0	22	16	8	13	26	0	1	1	118	.218	3	3	1	1	0
TOTAL	2.67	1-1	8	4	0	0/1	0	27.0	22	16	8	13	26	0	1	1	118	.218	3	3	1	1	0

STARTING PITCHING BREAKDOWN

Date	Opponent	Pitcher	Line	Score	W/L/ND
2/17	UAPB	Jeans	6.1 IP, 2 H, 2 ER, 7 K, 2 BB	12-2	W (1-0)
2/18	UAPB	Draper	5.2 IP, 5 H, 2 ER, 2 K	4-3	ND
2/19	UAPB	Kapela	5.0 IP, 5 H, 1 ER, 4 K, 2 BB	12-8	W (1-0)
2/21	at Ole Miss	Finan	1.0 IP, 4 H, 4 ER, 1 BB	3-11	L (0-1)
2/24	Illinois State	Jeans	6.0 IP, 5 H, 1 ER, 7 K, 1 BB	2-6	L (1-1)
2/25	Illinois State	Draper	4.0 IP, 5 H, 2 ER, 4 K, 4 BB	8-12	ND
2/26	Illinois State	Kapela	3.1 IP, 3 H, 3 ER, 3 K, 4 BB	14-10	ND
2/28	MVSU (1)	Carmack	4.0 IP, 4 H, 0 R, 6 K, 0 BB	12-0/7	W (1-0)
2/28	MVSU (2)	Armstrong	4.0 IP, 5 H, 1 R, 5 K, 0 BB	3-2/7	W (1-0)
3/4	Missouri State [1]	Jeans	5.2 IP, 7 H, 3 ER, 7 K, 2 BB	3-5	ND
3/4	Missouri State [2]	Draper	5.0 IP, 10 H, 6 ER, 4 K, 2 BB	4-6	L (0-1)
3/5	Missouri State	Carmack	4.1 IP, 6 H, 1 ER, 4 K, 2 BB	8-7	ND
3/10	Eastern Illinois	Jeans	5.0 IP, 6 H, 5 ER, 9 K, 2 BB	8-11	ND
3/11	Eastern Illinois	Draper	4.0 IP, 5 H, 1 ER, 2 K, 1 BB	6-12/10	ND
3/14	Central Ark.	Armstrong	4.0 IP, 3 H, 0 R, 4 K, 0 BB	4-7	ND
3/17	at Louisiana*	Jeans	1.0 IP, 4 H, 0 R, 3 K, 2 BB	4-15	L (1-2)
3/18	at Louisiana*	Draper	4.1 IP, 7 H, 5 ER, 1 K, 1 BB	5-13	L (0-2)
3/19	at Louisiana*	Carmack	5.0 IP, 4 H, 1 R, 4 K, 3 BB	1-3	L (1-1)
3/21	at Miss. State	Armstrong	0.1 IP, 2 H, 4 ER, 2 BB	2-16	L (1-1)
3/22	at Memphis	Evers	1.2 IP, 3 H, 2 ER, 2 K, 2 BB	6-7	ND
3/26	James Madison*	Carmack	6.0 IP, 4 H, 1 ER, 4 K, 1 BB	4-9 (10)	ND
3/28	at Central Ark.	Draper	2.0 IP, 2 H, 0 R, 1 K, 1 BB	10-7	ND

RECORD BY STARTER

Pitcher	Starts	Team Record
Hunter Draper	6	2-4
Tyler Jeans	5	1-4
Kyler Carmack	4	2-2
Chase Armstrong	3	1-2
Austin Kapela	2	2-0
Michael Finan	1	0-1
Aaron Evers	1	0-1

PEN PRODUCTION

Opponent (Date)	Result	Pitcher	Line
UAPB (2/18)	Win (1)	Wiseman	1.0 IP, 1 H, 0 R
Illinois State (2/25)	Hold (1)	Conover	1.0 IP, 2 H, 1 R
Illinois State (2/26)	BS (1); Loss (1)	Greiner	0.1 IP, 2 R, 1 BB
Illinois State (2/26)	Win (1)	Butts	2.0 IP, 3 ER, 4 K
MVSU (2/28 - 2)	Hold (1)	Greiner	1.1 IP, 1 H, 0 R
MVSU (2/28 - 2)	Hold (2)	Greiner	1.0 IP, 0 H, 2 K
MVSU (2/28 - 2)	Save (1)	Wiseman	1.0 IP, 1 H, 1 R
Missouri State (3/4 - 1)	Loss (1)	Evers	1.2 IP, 2 H, 2 ER
Missouri State (3/5)	Win (1)	Finan	0.2 IP, 4 H, 4 ER
Missouri State (3/5)	Save (1)	Algee	2.0 IP, 2 K, 0 H
Eastern Illinois (3/10)	Loss (1)	Charlton	0+ IP, 4 ER, 2 H
Eastern Illinois (3/11-13)	Loss (1)	Wiseman	0+ IP, 1 ER
Central Arkansas (3/14)	Loss (1)	Finan	0.2 IP, 4 R, 2 H
at Memphis (3/22)	Hold (1)	Conover	0.1 IP, 0 R, 1 K
at Memphis (3/22)	BS (1); Loss (1)	Butts	1.2 IP, 4 R, 1 K
James Madison (3/26)	Loss (1)	Jeans	2.2 IP, 5 R, 4 K
at Central Arkansas (3/28)	Win (2)	Butts	2.1 IP, 2 R, 2 K

2023 PITCHER BREAKDOWN

	Starters	Relievers
W-L-S	4-7	4-7-2
ERA	5.03	8.36
Innings Pitched	87.2	102.1
Hits Allowed	98	133
Runs Allowed	60	112
Earned Runs Allowed	49	95
Strikeouts (K/9)	83 (8.52)	103 (9.06)
Walks Allowed (BB/9)	35 (3.59)	75 (6.60)
Strikeout/Walk Ratio	2.37	1.37

WEEKEND STARTERS

Opponent	Game 1	Game 2	Game 3
Arkansas-Pine Bluff	Jeans (W)	Draper (ND)	Kapela (W)
Illinois State	Jeans (L)	Draper (ND)	Kapela (ND)
Missouri State	Jeans (ND)	Draper (L)	Carmack (ND)
Eastern Illinois	Jeans (ND)	Draper (ND)	-Canceled-
at Louisiana	Jeans (L)	Draper (L)	Carmack (L)
James Madison	-Canceled-	-Canceled-	Carmack (ND)

PITCHING NOTES

DRAPER SET FOR GAME 1

- Lefty **Hunter Draper** is set to make his seventh start of the year on Friday after tossing a pair of shutout innings in a start at Central Arkansas on Tuesday.
- The Baton Rouge native has struck out 14 in 25 innings pitched, but pitching more to contact, with 32 flyouts and 24 groundouts.
- Draper spent three seasons (thanks, COVID) at Delgado CC in New Orleans, where he made 13 appearances in 2022, owning a 4-2 record and 32 strikeouts. In 2021, he led the Dolphins with a 6-2 record and three complete games with a 4.94 ERA, striking out 32 in 47 1/3 innings.

CARMACK THE MAGNIFICENT

- A-State has a two-way talent in redshirt freshman **Kyler Carmack**, who has seen time both on the mound, at the plate and in the outfield.
- The Cabot, Ark., native has started four games, most recently hurling his first career quality start on Sunday against James Madison. Carmack struck out four and allowed just one earned run on four hits to the Dukes.
- At the plate, Carmack is hitting .286 with three doubles and two RBIs.
- Carmack was listed 10th on D1 Baseball's top impact freshmen in the Sun Belt, and was also mentioned among the league's top 10 2024 MLB Draft prospects (No. 8). D1 had the Cabot native sixth among conference players in its 2024 draft rankings.

YEAR 2 UNDER DUNN

- Veteran pitching coach **Alan Dunn** is in his second season as A-State's pitching coach after a long, successful tenure at LSU.
- A-State improved on the mound in just his first season, firing 397 strikeouts as a staff - the most since 413 in 2019 and ninth-most in program history.

A-STATE PITCHING FROM 2022 TO 2023 (THRU 22)

STAT	2022	2023
Earned Run Average	6.93	6.82
Runs Allowed/9 Innings	8.6	8.1
Earned Runs Allowed/9 Inn.	6.9	6.8
Walks Allowed/9 Innings	6.5	5.2
Strikeout/Walk Ratio	1.45	1.69

REAL, COMFORTABLE, JEANS.

- This is not an ad for Wrangler Jeans, but **Tyler Jeans** is no stranger to pressure-packed moments.
- Last year, the Texarkana, Ark., native began the season as the third starter, but found his stride down the stretch in the backend of games.
- On Opening Day (2/17) vs Arkansas-Pine Bluff, Jeans was good as advertised, hurling A-State's first quality start to open the season since 2018 (Bradey Welsh).
- He began the season with four straight outings of seven or more strikeouts, the last time fanning a career-high nine in five innings against Eastern Illinois on 3/10.
- Jeans enters the week with a team-high 40 strikeouts on the season after striking out four on Sunday in 2 2/3 innings of relief against James Madison last Sunday.
- He reclaimed a role in the back-end of the bullpen, allowing him to impact more than one contest per week.

STRONG START FOR ARMSTRONG

- Freshman right-hander **Chase Armstrong** has shined in his time on the bump.
- The Marion native has toed the rubber in six games this season, including three starts.
- Before a tough outing at Mississippi State, Armstrong began the season with a 13/0 strikeout-to-walk ratio in 9 1/3 frames. He is currently 1-1 with a 6.39 ERA in 12 2/3 innings, allowing just three walks to 15 punchouts.

WISEMAN ANCHORING THE BACK END

- Last season's primary closer **Kevin Wiseman** returns for his final collegiate season - his second in Jonesboro.
- Wiseman recorded three saves last year and owns 10 in his career in 49 career appearances (most on the team). He is three strikeouts away from 100 in his career, pitching 74.0 innings across five seasons at Wagner (2018-21) and A-State (2022).
- The Axtell, Texas, native is 46th among active Division I pitchers in career saves (10) and 30th in strikeouts per nine innings (11.61).

OUT OF THE 'PEN

- Three relievers have been used at least eight times this season, led by **Arlon Butts**, who earned the win in his team-leading 10th appearance Tuesday at Central Arkansas. Sidermer **Coby Greiner** has made nine appearances out of the bullpen.
- Max Charlton**, who led the team in appearances last season, has pitched in eight games.
- Righties **Michael Finan** and **Aaron Evers** have each made six relief appearances along with a start apiece. Finan tossed a career-best three scoreless frames at Mississippi State on March 21.

HEAT SHEET

Pitcher	Max Velocity (mph)
Austin Kapela	95.8
Kyler Carmack	95.7
Tyler Jeans	94.9
Kevin Wiseman	93.1
Max Charlton	93.1
Aaron Evers	93.0
Michael Finan	92.1
Jacob Conover	91.5
Chase Armstrong	91.5
Bryce Schares	91.0
Arlon Butts	90.5
Brian Veniard	89.7
Jake Algee	89.2
Grayson Becker	87.9
Hunter Draper	86.2
Austin Brock	85.8
Coby Greiner	84.6
James McCormick	84.4
Jakob Frederick	82.5

STARTING PITCHER BREAKDOWN

Pitcher	Starts	QS	IP/Start	#P/Start	Runs/For	Runs/Start	Team Record
14 Tyler Jeans	5	2	4.2	74.0	29	5.8	1-4
2 Kyler Carmack	4	1	5.0	74.3	25	6.3	2-2
18 Hunter Draper	6	0	4.0	74.0	37	6.2	2-4
5 Austin Kapela	2	0	4.2	76.5	26	13.0	2-0
32 Chase Armstrong	3	0	1.1	49.0	9	3.0	1-2
33 Aaron Evers	1	0	1.2	44.0	6	6.0	0-1
37 Michael Finan	1	0	1.0	29.0	3	3.0	0-1



2023 SUN BELT CONFERENCE STANDINGS (as of games played on 3/29)

Team	SBC	Pct.	Overall	Pct.	Home	Away	Neutral	Last 10	Streak
Louisiana	5-1	.833	18-7	.720	14-3	4-3	0-1	8-2	W2
Old Dominion	5-1	.833	20-5	.800	15-3	5-2	-	7-3	L1
Georgia Southern	4-2	.667	13-12	.520	8-8	5-3	0-1	6-4	W2
Georgia State	4-2	.667	14-11	.560	10-4	4-7	-	5-5	W1
App State	4-2	.667	13-10	.565	7-6	6-4	-	5-5	L1
#19 Coastal Carolina	4-2	.667	15-7	.682	12-5	3-2	-	7-3	W1
Southern Miss	3-3	.500	14-9	.609	12-4	2-4	0-1	6-4	L1
Texas State	3-3	.500	17-8	.680	13-4	4-4	-	7-3	W2
Troy	3-3	.500	19-7	.731	15-3	4-4	-	6-4	W6
James Madison	2-2	.500	15-12	.625	9-4	6-5	-	7-3	W3
Marshall	2-4	.333	11-11	.500	5-6	3-5	3-0	3-7	L1
South Alabama	1-5	.167	10-15	.400	7-9	3-5	0-1	2-8	W1
Arkansas State	0-4	.000	8-14	.364	7-8	1-6	-	1-9	W1
ULM	0-6	.000	9-17	.346	7-9	2-8	-	3-7	W1

THIS WEEK'S SCHEDULE

Friday, March 31

	Time (CT)
Marshall at ULM	4 PM
#19 Coastal Carolina at Georgia State	5 PM
South Alabama at James Madison	
Old Dominion at Georgia Southern	5:30 PM
Arkansas State at Texas State	6 PM
Appalachian State at Louisiana	
Southern Miss at Troy	

Saturday, April 1

	Time (CT)
Old Dominion at Georgia Southern	1 PM
Southern Miss at Troy	
#19 Coastal Carolina at Georgia State	2 PM
Marshall at ULM	
Arkansas State at Texas State	2:30 PM
South Alabama at James Madison	3 PM
Appalachian State at Louisiana	4 PM

Sunday, April 2

	Time (CT)
South Alabama at James Madison	10 AM
Arkansas State at Texas State	Noon
#19 Coastal Carolina at Georgia State	
Old Dominion at Georgia Southern	
Appalachian State at Louisiana	1 PM
Southern Miss at Troy	
Marshall at ULM	

Tuesday, April 4

	Time (CT)
James Madison at Richmond	1:30 PM
Alabama State at Georgia State	3 PM
Appalachian State at UNC Asheville	4 PM
Little Rock at ULM	
#19 Coastal Carolina at Clemson	5 PM
Georgia Southern at Georgia Tech	
Arkansas State at #6 Arkansas	6 PM
Tulane at Louisiana	
Southeastern Louisiana at Southern Miss	
Texas State at Texas A&M	
Troy at Alabama	
Southern at South Alabama	6:30 PM

Wednesday, April 5

--NO GAMES--

NEXT WEEK'S SERIES

Thursday-Saturday, April 6-8

ULM at Appalachian State
Troy at Arkansas State
Georgia Southern at #19 Coastal Carolina
Georgia State at James Madison
Louisiana at Marshall
Southern Miss at Old Dominion
Texas State at South Alabama

PRESEASON COACHES' POLL

Rank	Team (First-place Votes)	Points
1.	Southern Miss (11)	192
T2.	Georgia Southern	158
T2.	Texas State (1)	158
4.	Louisiana (1)	154
5.	Coastal Carolina (1)	151
6.	South Alabama	123
7.	Old Dominion	116
8.	Troy	109
9.	Georgia State	76
10.	James Madison	73
11.	ULM	58
12.	Appalachian State	43
13.	Marshall	36
14.	Arkansas State	23

PRESEASON AWARDS

Player of the Year	Noah Ledford - DH, Georgia Southern
Pitcher of the Year	Tanner Hall - SP, Southern Miss

PRESEASON ALL-SUN BELT CONFERENCE

Name	School	Position
Tanner Hall	Southern Miss	SP
Levi Wells	Texas State	SP
Zeke Wood	Texas State	SP
Triston Dixon	Texas State	RP
Julian Brock	Louisiana	C
Carson Roccaforte	Louisiana	1B
Jesse Sherrill	Georgia Southern	2B
Dustin Dickerson	Southern Miss	SS
Jarrett Brown	Georgia Southern	3B
Max Ryerson	Georgia State	OF
Carson Paetow	Southern Miss	OF
Jose Gonzalez	Texas State	OF
Noah Ledford	Georgia Southern	DH
Cameron Jones	Georgia State	UT

HONORS & AWARDS

#1 CROSS JUMPER

#6 - Top 10 2024 SBC Draft Prospects - Perfect Game
#4 - Top Impact Freshmen - D1 Baseball
#9 - 2024 SBC MLB Draft Prospects - D1 Baseball

#2 KYLER CARMACK

#8 - Top 10 2024 SBC Draft Prospects - Perfect Game
#10 - Top Impact Freshmen - D1 Baseball
#6 - 2024 SBC MLB Draft Prospects - D1 Baseball

#3 DAEDRICK CAIL

#11 - 2024 SBC MLB Draft Prospects - D1 Baseball

#9 BLAKE BURRIS

#25 in Perfect Game's Top 30 2023 SBC Draft Prospects

#14 TYLER JEANS

#47 - 2023 SBC MLB Draft Prospects - D1 Baseball



GOING YARD

Below is a list of home runs for the 2023 season, including expanded data for home runs hit at home.

Gm	Name	Inn.	On Base	Exit Velocity	Launch Angle	Distance
1	Kody Darcy (1)	7	1	102	22.6	364
2	Blake Burris (1)	7	2	95	23.5	361
3	Blake Burris (2)	6	0	-	-	-
4	Wil French (1)^	7	0	99	30.0	378
5	Kody Darcy (2)	4	1	105	22.1	363
6	Brandon Hager (1)^	6	0	105	25.3	406
7	Hunter Thomas (1)^	9	0	103	23.1	373
8	Wil French (2)	5	0	-	-	-
9	Brandon Hager (2)	3	0	104	25.9	418

^ - Home Run led off inning

CAREER HOME RUNS	SOLO	2R	3R	GS	TOTAL
Brandon Hager	7	3	2	-	12
Jared Toler	8	3	1	-	12
Kody Darcy	5	1	1	-	7
Blake Burris	1	-	1	-	2
Wil French	2	-	-	-	2
Cason Tollett	1	-	-	-	1
Daedrick Cail	1	-	-	-	1
Hunter Thomas	1	-	-	-	1

THE LAST TIME...

An A-State Team ...

Swept a three-game series vs Arkansas-Pine Bluff | 2-17-19-23
Swept a non-conference three-game series vs Arkansas-Pine Bluff | 2-17-19-23
Swept a three-game Sun Belt series vs Little Rock | 4-1/3-21
Played an extra-inning game vs James Madison (L 4-9 [10]) | 3-26-22
Played in 3+ straight extra-inning games vs Troy (4-23-22) & at UT Arlington (4-29-30-22)
Won an extra-inning game at UT Arlington (W 9-2 [10]) | 4-30-22
Won a game on a walk-off hit vs Arkansas-Pine Bluff | 2-18-23
Won a game on a walk-off home run vs Valparaiso | 2-24-19
Won a game on a walk-off sac fly vs Little Rock | 5-15-15
Won a game on a walk-off fielder's choice vs ULM | 4-24-16
Won a game on a walk-off wild pitch vs Southern Illinois | 3-15-16
Won a game on a walk-off hit-by-pitch vs SEMO | 2-20-18
Won a game on a walk-off walk vs Troy | 4-23-22
Run-ruled an opponent at home vs Mississippi Valley State (12-0, 7 inn.) | 2-28-23
Run-ruled an opponent on the road/neutral vs Troy (12-0, 7 inn.) | 5-23-14
Shut out an opponent vs Mississippi Valley State (12-0, 7 inn.) | 2-28-23
Won back-to-back shutouts at UT Arlington (3-13-16) & vs Southern Illinois (3-15-16)
Shut out a Sun Belt opponent vs Georgia Southern (4-0) | 5-8-21
Shut out a Sun Belt opponent in consecutive games vs Jacksonville (DH) | 3-23-96
Was shut out by a Sun Belt opponent vs Louisiana (10-0) | 4-8-22
Defeated a ranked opponent at #18 Dallas Baptist | 2-29-20
Won a series against a ranked opponent vs #30 Coastal Carolina | 3-28-30-18
Won 10+ consecutive games 1993
Won 9-straight Sun Belt Conference games 1997
Won 10-straight games at home 1995 (14)

An A-State Offense ...

Scored 10+ runs at Central Arkansas (10) | 3-28-23
Scored 20+ runs vs Appalachian State (27) | 5-4-19
Scored 30+ runs vs ULM (31) | 3-24-18
Scored 7+ runs in an inning vs Arkansas-Pine Bluff (7, 7th) | 2-17-23
Recorded 15+ hits vs Arkansas-Pine Bluff (15) | 2-19-23
Recorded 20+ hits vs Mississippi Valley State (21) | 2-26-20
Hit 5+ doubles at Louisiana (5) | 3-18-23
Hit 8+ doubles vs SEMO (8) | 4-4-17
Hit 3+ triples at South Alabama (3) | 4-28-18
Hit 5+ home runs vs Little Rock (8) | 4-10-05
Hit back-to-back home runs vs ULM | 5-19-22
Homered in six consecutive games 5/16/21-5/27/21
Walked 10+ times at Central Arkansas (12) | 3-28-23
Was hit-by-pitch 5+ times vs Mississippi Valley State (6) | 3-1-22
Stole 5+ bases vs Valparaiso (6) | 2-25-19
Stole 8+ bases vs Georgia State (8) | 4-9-17

An A-State Defense/Pitching Staff ...

Struck out 10+ batters vs James Madison (10) | 3-26-23
Struck out 15+ batters vs Southern Illinois (16) | 3-9-22
Struck out 20+ batters at Georgia Southern (21) | 3-20-15
Did not allow a walk vs Mississippi Valley State | 2-28-23
Turned 3+ double plays at Troy (3) | 5-16-21
Turned a triple play vs Little Rock | 3-15-13

An A-State Batter ...

Led off a game with a home run Drew Tipton at Texas State | 4-23-21
Hit for the cycle Ryan Hudgins vs UT Martin | 4-17-07
Recorded a walk-off hit Brandon Hager vs Arkansas-Pine Bluff | 2-18-23
Recorded a walk-off home run Alex Howard vs Valparaiso | 2-24-19
Had 9 at-bats Grant Hawkins, Alex Howard vs Little Rock | 5-18-17
Had 7+ at-bats Three players at ULM | 3-24-18
Had 6+ at-bats Kody Darcy (6) at Central Arkansas | 3-28-23
Had 6+ hits Jaylon Deshazier (6) vs Mississippi Valley State | 2-26-20
Had 5+ hits Brandon Hager (5) at Memphis | 5-10-22
Scored 7 runs Austin Baker (7) at Murray State | 3-11-14
Scored 5+ runs Liam Hicks (5) vs Mississippi Valley State | 2-26-20
Scored 50 runs in a season Drew Tipton (50) | 2021
Doubled 3 times Alex Howard (3) vs Missouri State | 3-10-19
Hit 20+ doubles in a season Jeremy Brown (20) | 2018
Tripled twice Garrett Rucker vs Northwestern State | 2-16-17
Hit a grand slam Tyler Duncan at Texas State | 4-25-21
Hit a pinch-hit home run Brandon Hager at Southern Illinois | 3-23-22
Homered twice Ben Klutts at UT Arlington | 4-30-22
Homered 3 times Austin Baker at Murray State | 3-11-14
Hit an inside-the-park home run Tyler Duncan at Louisiana | 4-11-21
Homered in three straight games Brandon Hager | 5-15-20-22
Homered twice in back-to-back games Kyle MacDonald | 2018
Drove in 5+ RBIs Blake Burris (5) vs Arkansas-Pine Bluff | 2-17-23
Drove in 7+ RBIs Jaylon Deshazier (7) at New Orleans | 3-3-18
Drove in 8 RBIs Shane Eaker vs Little Rock | 1992
Drove in 50+ RBIs in a season Tyler Duncan (54) | 2021
Had 10+ total bases Ben Klutts (10) at UT Arlington | 4-30-22
Stole 3+ bases Drew Tipton (3) at Troy | 3-17-19
Stole 4 bases Michael Faulkner at Missouri State | 4-4-12
Walked 4+ times Justin Felix vs Little Rock | 5-18-17
Walked 50+ times in a season Zach George (52) | 2015
Hit safely in 20+ straight games Cody Pace (20) | 2009

An A-State Pitcher ...

Threw a no-hitter Taylor Fowler vs Northwestern | 2-19-05
Threw a complete game Wil Nash at Troy | 5-15-21
Threw a complete-game shutout Chandler Hawkins vs Troy | 5-23-14 (7 inn.)
Struck out 10+ batters Brandon Anderson (13) vs Mississippi Valley State | 2-25-20
Struck out 18 batters Keith Horn (18) vs Memphis | 1995
Pitched 10.0 innings Matt Whiteside (13.0) vs Louisiana Tech | 1990
Recorded a three-inning save Jack Jumper at Texas State | 4-25-21

STATISTICAL RANKINGS (3/29)

TEAM STAT	NCAA	SBC	VALUE	#2 KYLER CARMACK	NCAA	SBC	VALUE
Base on Balls	157	12	106	Earned Run Average	106	3	2.67
Batting Average	196	11	.261	#9 BLAKE BURRIS	NCAA	SBC	VALUE
Double Plays	128	10	16	Doubles	68	5	9
Double Plays/Game	108	9	0.73	Doubles/Game	82	4	0.41
Doubles	13	1	59	Toughest to Strike Out (AB/K)	22	2	14.0
Doubles/Game	2	1	2.68	#10 WIL FRENCH	NCAA	SBC	VALUE
Earned Run Average	216	13	6.82	Runs	98	7	28
Fielding Percentage	194	10	.964	Runs/Game	56	4	1.27
Most Hit Batters (Pitching)	231	13	22	#12 ALLEN GRIER	NCAA	SBC	VALUE
Hit by Pitch (Hitting)	248	13	19	Triples	75	5	2
Hits	198	13	196	Triples/Game	120	6	0.10
Hits Allowed/9 innings	248	14	10.94	#14 TYLER JEANS	NCAA	SBC	VALUE
Home Runs	276	14	9	Strikeout/Walk Ratio	144	4	4.00
Home Runs/Game	279	14	0.41	Strikeouts	79	6	40
On Base Percentage	186	12	.363	Strikeouts Per Nine Innings	40	5	12.86
Runs Scored	191	12	135	#18 HUNTER DRAPER	NCAA	SBC	VALUE
Sacrifice Bunts	176	9	6	Games Started	T24	T2	6
Sacrifice Flies	144	6	9	#28 JAKE ALGEE	NCAA	SBC	VALUE
Scoring (Runs/Game)	177	10	6.1	Saves	T289	T19	1
Shutouts	84	7	1	#29 KEVIN WISEMAN	NCAA	SBC	VALUE
Slugging Percentage	230	13	.394	Saves	T289	T19	1
Stolen Bases	214	12	18	#36 KODY DARCY	NCAA	SBC	VALUE
Stolen Bases/Game	208	11	0.82	Doubles	11	1	12
Strikeout/Walk Ratio	186	12	1.69	Doubles/Game	11	1	0.55
Strikeouts/9 innings	144	9	8.8	Runs Batted In	84	9	29
Triples	214	11	3	Runs Batted In/Game	61	9	1.32
Triples/Game	219	11	0.14				
WHIP	229	13	1.79				
Walks Allowed/9 innings	202	13	5.21				

GAME-BY-GAME STARTING LINEUPS (19 Different Batting Orders)

Date	Opponent	1	2	3	4	5	6	7	8	9	SP
2/17	ARKANSAS-PINE BLUFF	French	Burris	Tollett	Hager	Darcy	Cail	Jumper	Thomas	Grier	Jeans
2/18	ARKANSAS-PINE BLUFF	French	Burris	Hager	Darcy	Cail	Jumper	Toler	DeButy	Grier	Draper
2/19	ARKANSAS-PINE BLUFF	French	Burris	Hager	Darcy	Cail	Jumper	Toler	Thomas	Grier	Kapela
2/21	at #4 Ole Miss	French	Burris	Hager	Darcy	Cail	Jumper	Toler	Thomas	Grier	Finan
2/24	ILLINOIS STATE	French	Jumper	Burris	Hager	Darcy	Cail	DeButy	Thomas	Grier	Jeans
2/25	ILLINOIS STATE	French	Burris	Hager	Darcy	Cail	Campbell	Carmack	DeButy	Grier	Draper
2/26	ILLINOIS STATE	French	Burris	Hager	Darcy	Cail	Carmack	Campbell	Hoskyn	Grier	Kapela
2/28	MISSISSIPPI VALLEY STATE [1]	French	Burris	Hager	Darcy	Cail	Campbell	Jumper	Thomas	Grier	Carmack
2/28	MISSISSIPPI VALLEY STATE [2]	French	Burris	Hager	Darcy	Cail	Campbell	Jumper	Thomas	Grier	Armstrong
3/4	MISSOURI STATE [1]	French	Burris	Hager	Darcy	Cail	Carmack	Campbell	Thomas	Grier	Jeans
3/4	MISSOURI STATE [2]	French	Burris	Hager	Darcy	Toler	Jumper	Campbell	DeButy	Grier	Draper
3/5	MISSOURI STATE	French	Burris	Hager	Darcy	Toler	Cail	Jumper	Hoskyn	Grier	Carmack
3/10	EASTERN ILLINOIS	French	Burris	Hager	Darcy	Cail	Jumper	Campbell	Hoskyn	Grier	Jeans
3/11	EASTERN ILLINOIS	French	Caskey	Burris	Hager	Darcy	Carmack	Jumper	DeButy	Thomas	Draper
3/14	CENTRAL ARKANSAS	French	Carmack	Burris	Hager	Darcy	Jumper	Cail	Campbell	DeButy	Armstrong
3/17	at Louisiana*	French	Burris	Hager	Darcy	Caskey	Jumper	Toler	DeButy	Grier	Jeans
3/18	at Louisiana*	French	Burris	Hager	Darcy	Caskey	Jumper	Hoskyn	Campbell	Grier	Draper
3/19	at Louisiana*	French	Burris	Hager	Darcy	Caskey	Jumper	Hoskyn	Campbell	Grier	Carmack
3/21	at Mississippi State	French	Burris	Hager	Darcy	Hoskyn	Jumper	Cail	Campbell	Grier	Armstrong
3/22	at Memphis	French	Burris	Hager	Darcy	VerMaas	Jumper	Campbell	DeButy	Grier	Evers
3/26	JAMES MADISON*	French	Burris	Hager	Darcy	VerMaas	Cail	Jumper	Thomas	Grier	Carmack
3/28	at Central Arkansas	French	Burris	Hager	Darcy	Toler	Cail	Jumper	Thomas	Grier	Draper

GAME-BY-GAME STARTERS BY POSITION

Date	Opponent	SP	C	1B	2B	3B	SS	LF	CF	RF	DH
2/17	ARKANSAS-PINE BLUFF	Jeans	Thomas	Tollett	French	Cail	Darcy	Grier	Burris	Jumper	Hager
2/18	ARKANSAS-PINE BLUFF	Draper	DeButy	Toler	French	Cail	Darcy	Grier	Burris	Jumper	Hager
2/19	ARKANSAS-PINE BLUFF	Kapela	Thomas	Toler	French	Cail	Darcy	Grier	Burris	Jumper	Hager
2/21	at #4 Ole Miss	Finan	Thomas	Toler	French	Cail	Darcy	Grier	Burris	Jumper	Hager
2/24	ILLINOIS STATE	Jeans	Thomas	DeButy	French	Cail	Darcy	Grier	Burris	Jumper	Hager
2/25	ILLINOIS STATE	Draper	DeButy	Campbell	French	Cail	Darcy	Carmack	Burris	Grier	Hager
2/26	ILLINOIS STATE	Draper	Hoskyn	Campbell	French	Cail	Darcy	Carmack	Burris	Grier	Hager
2/28	MISSISSIPPI VALLEY STATE [1]	Carmack	Thomas	Campbell	French	Cail	Darcy	Grier	Burris	Jumper	Hager
2/28	MISSISSIPPI VALLEY STATE [2]	Armstrong	Thomas	Campbell	French	Cail	Darcy	Grier	Burris	Jumper	Hager
3/4	MISSOURI STATE [1]	Jeans	Thomas	Campbell	French	Cail	Darcy	Carmack	Burris	Grier	Hager
3/4	MISSOURI STATE [2]	Draper	DeButy	Toler	French	Campbell	Darcy	Grier	Burris	Jumper	Hager
3/5	MISSOURI STATE	Carmack	Hoskyn	Toler	French	Cail	Darcy	Grier	Burris	Jumper	Hager
3/10	EASTERN ILLINOIS	Jeans	Hoskyn	Campbell	French	Cail	Darcy	Jumper	Burris	Grier	Hager
3/11	EASTERN ILLINOIS	Draper	Thomas	DeButy	French	Caskey	Darcy	Jumper	Burris	Carmack	Hager
3/14	CENTRAL ARKANSAS	Armstrong	DeButy	Campbell	French	Cail	Darcy	Jumper	Burris	Carmack	Hager
3/17	at Louisiana*	Jeans	DeButy	Toler	French	Caskey	Darcy	Jumper	Burris	Grier	Hager
3/18	at Louisiana*	Draper	Hoskyn	Campbell	French	Caskey	Darcy	Jumper	Burris	Grier	Hager
3/19	at Louisiana*	Carmack	Hoskyn	Campbell	French	Caskey	Darcy	Jumper	Burris	Grier	Hager
3/21	at Mississippi State	Armstrong	Hoskyn	Hager	French	Campbell	Darcy	Jumper	Burris	Grier	Cail
3/22	at Memphis	Evers	DeButy	Hager	French	Campbell	Darcy	Jumper	Burris	Grier	VerMaas
3/26	JAMES MADISON*	Carmack	Thomas	Hager	French	Cail	Darcy	Jumper	Burris	Grier	VerMaas
3/28	at Central Arkansas	Draper	Thomas	Hager	French	Cail	Darcy	Jumper	Burris	Grier	Toler

MISCELLANEOUS STATISTICS

HOW IT WAS WON (* - Walk-off hit)

Gm	Opponent	Final	Player	Inn.	Outs	Play	Score at Time
1	Arkansas-Pine Bluff	12-2	Burris	4	1	2-RBI double	2-0
2	Arkansas-Pine Bluff	4-3	Hager*	9	1	RBI single	3-3
3	Arkansas-Pine Bluff	12-8	French	5	1	RBI single	8-1
4	at Ole Miss	3-11	--	-	-	-	-
5	Illinois State	2-6	--	-	-	-	-
6	Illinois State	8-12	--	-	-	-	-
7	Illinois State	14-10	Darcy	5	2	Wild pitch	10-7
8	Miss. Valley State [1]	12-0/7	Hager	1	1	RBI single	0-0
9	Miss. Valley State [2]	3-2/7	French	2	1	RBI single	2-0
10	Missouri State [1]	3-5	--	-	-	-	-
11	Missouri State [2]	4-6	--	-	-	-	-
12	Missouri State	8-7	Cail	7	1	Sacrifice fly	7-7
13	Eastern Illinois	8-11	--	-	-	-	-
14	Eastern Illinois	6-12/10	--	-	-	-	-
15	Central Arkansas	4-7	--	-	-	-	-
16	at Louisiana*	4-15	--	-	-	-	-
17	at Louisiana*	5-13	--	-	-	-	-
18	at Louisiana*	1-3	--	-	-	-	-
19	at Mississippi State	2-16	--	-	-	-	-
20	at Memphis	6-7	--	-	-	-	-
21	James Madison*	4-9/10	--	-	-	-	-
22	at Central Arkansas	10-7	Thomas	8	1	RBI Groundout	7-5

SERIES-BY-SERIES HITTING

Opponent	W-L	AVG	R	H	2B	3B	HR	RBI	BB	SO	SB-ATT	W/RISP	W/2OUT	2-OUT RBI
Arkansas-Pine Bluff	3-0	.364	28	39	7	0	2	23	14	24	5-6	.386	.250	3
Illinois State	1-2	.280	24	30	11	1	2	22	18	42	2-3	.343	.375	11
Missouri State	1-2	.247	15	24	6	0	0	15	22	22	2-3	.182	.200	4
Eastern Illinois	0-2	.308	14	24	6	0	1	13	8	26	0-1	.357	.190	3
at Louisiana	0-3	.188	10	18	9	0	1	6	6	28	0-1	.115	.103	0

SERIES-BY-SERIES PITCHING

Opponent	W-L	Saves	ERA	IP	H	R	ER	BB	SO
Arkansas-Pine Bluff	3-0	0	4.33	27.0	23	13	13	12	24
Illinois State	1-2	0	7.33	27.0	35	28	22	18	28
Missouri State	1-2	1	6.00	27.0	33	18	18	17	27
Eastern Illinois	0-2	0	9.47	19.0	27	23	20	19	23
at Louisiana	0-3	0	10.12	24.0	38	31	27	16	18

BIG INNINGS (4+ RUNS/9+ BATTERS TO THE PLATE) - 11

Date	Opponent	Inning	Runs	To The Plate
2/17	Arkansas-Pine Bluff	7	7	12
2/19	Arkansas-Pine Bluff	4	7	11
2/26	Illinois State	5	5	9
		7	3	9
2/28	Mississippi Valley State [1]	6	5	9
3/5	Missouri State	6	4	10
3/10	Eastern Illinois	3	5	10
3/18	at Louisiana*	3	4	9
3/22	at Memphis	5	4	8
3/28	at Central Arkansas	5	5	11
		8	5	9

ANSWER BACK/SHUTDOWN INNINGS

Game	Answer Back Innings (after opponent scores 1+ runs)/Opp.	Shutdown Innings (after scoring 1+ runs)
2/17/23 vs UAPB	1/1	2/2
2/18/23 vs UAPB	1/2	2/2
2/19/23 vs UAPB	2/3	2/3
2/21/23 at Ole Miss	1/4	0/2
2/24/23 vs ILST	1/3	1/2
2/25/23 vs ILST	2/5	1/4
2/26/23 vs ILST	3/3	3/5
2/28/23 vs MVSU [1]	0/0	5/5
2/28/23 vs MVSU [2]	0/1	2/2
3/4/23 vs MOST [1]	0/3	2/2
3/4/23 vs MOST [2]	2/4	1/2
3/5/23 vs MOST	1/2	3/4
3/10/23 vs EIU	2/6	1/2
3/11-13/23 vs EIU	1/1	2/4
3/14/23 vs UCA	1/4	2/3
3/17/23 at Louisiana	1/3	2/2
3/18/23 at Louisiana	1/5	0/1
3/19/23 at Louisiana	1/3	1/1
3/21/23 at Miss. State	0/5	1/1
3/22/23 at Memphis	1/3	2/2
3/26/23 vs JMU	0/2	2/3
3/28/23 at UCA	1/3	2/2
TOTAL	23/66	39/57

**BASEBALL AMERICA
WEEK 6 • MARCH 27**

Rank	Team	Record	Prev.
1	LSU	21-3	1
2	Florida	22-4	2
3	Wake Forest	22-3	4
4	Vanderbilt	19-5	5
5	Virginia	22-2	7
6	Stanford	15-5	8
7	Arkansas	20-4	6
8	Louisville	19-4	3
9	East Carolina	19-5	10
10	South Carolina	23-2	14
11	Tennessee	19-6	11
12	UCLA	16-5	9
13	Boston College	17-5	17
14	Campbell	19-3	21
15	North Carolina	18-6	19
16	Miami	15-9	13
17	Oklahoma State	20-5	20
18	Kentucky	21-3	25
19	Texas	18-7	NR
20	Texas Tech	18-7	16
21	Florida Gulf Coast	21-4	22
22	Iowa	19-3	23
23	UC Santa Barbara	17-4	24
24	Connecticut	16-5	NR
25	Missouri	17-6	18

**D1 BASEBALL
WEEK 6 • MARCH 27**

Rank	Team	Record	Prev.
1	LSU	21-3	1
2	Wake Forest	22-3	2
3	Florida	22-4	3
4	Vanderbilt	19-5	4
5	Virginia	22-2	8
6	Arkansas	20-4	5
7	Stanford	15-5	9
8	East Carolina	19-5	10
9	South Carolina	23-2	11
10	Tennessee	19-6	12
11	Louisville	19-4	6
12	UCLA	16-5	7
13	North Carolina	18-6	15
14	Boston College	17-5	16
15	Campbell	18-3	18
16	Florida Gulf Coast	21-4	19
17	Oklahoma State	20-5	20
18	Kentucky	21-3	23
19	Coastal Carolina	14-7	NR
20	Connecticut	16-5	NR
21	Texas	18-7	NR
22	Texas Tech	18-7	14
23	Miami	15-9	17
24	West Virginia	18-6	24
25	Iowa	19-3	NR

**NCBWA
WEEK 6 • MARCH 27**

Rank	Team	Record	Prev.
1	LSU	21-3	1
2	Florida	22-4	2
3	Wake Forest	22-3	4
4	Vanderbilt	19-5	5
5	Virginia	22-2	7
6	Arkansas	20-4	3
7	South Carolina	23-2	9
8	Stanford	15-5	10
9	East Carolina	19-5	11
10	Louisville	19-4	6
11	Tennessee	19-6	12
12	UCLA	16-5	8
13	Oklahoma State	20-5	16
14	North Carolina	18-6	15
15	Campbell	19-3	18
16	Kentucky	21-3	24
17	Boston College	17-5	20
18	Florida Gulf Coast	21-4	22
19	Texas Tech	18-7	14
20	UC Santa Barbara	17-4	23
21	Iowa	16-3	28
22	Ole Miss	15-9	13
23	Miami	15-9	17
24	Texas	18-7	NR
25	West Virginia	18-6	26
26	Connecticut	16-5	RV
27	TCU	15-9	30
28	Coastal Carolina	14-7	RV
29	Missouri	17-6	21
30	Texas A&M	15-9	19

RECEIVING VOTES (ALPHABETICAL): Alabama (19-6), Arizona State (16-8), Auburn (16-7-1), Ball State (17-6), DBU (16-8), Duke (15-9), Elon (16-8), Florida State (12-12), Fresno State (13-9), Georgia (15-9), Grand Canyon (15-8), Kansas State (17-8), **Louisiana (18-7)**, Maryland (14-9), NC State (17-7), New Mexico (14-8), Northeastern (17-4), Notre Dame (12-9), **Old Dominion (20-4)**, Oregon (15-7), Oregon State (15-9), Portland (16-7), Sam Houston State (15-10), **Southern Miss (14-9)**, UC San Diego (15-6), USC (14-8-1), UTSA (20-5), Washington (16-6), Wofford (17-6).

**COLLEGIATE BASEBALL
WEEK 6 • MARCH 27**

Rank	Team	Record	Prev.
1	LSU	21-3	1
2	South Carolina	23-2	4
3	Virginia	22-2	5
4	Wake Forest	22-3	6
5	Florida	22-4	7
6	Vanderbilt	19-5	8
7	Arkansas	20-4	3
8	Louisville	19-4	2
9	UC Santa Barbara	17-4	10
10	East Carolina	19-5	13
11	Stanford	15-5	14
12	Kentucky	21-3	16
13	UCLA	16-5	9
14	Oklahoma State	20-5	19
15	Texas	18-7	-
16	Tennessee	19-6	22
17	Iowa	19-3	20
18	North Carolina	18-6	21
19	Campbell	19-3	-
20	Arizona State	16-8	-
21	Miami	15-9	11
22	Texas Tech	18-7	12
23	Boston College	17-5	17
24	Connecticut	16-5	26
25	Florida Gulf Coast	21-4	27
26	Ball State	17-6	-
27	Old Dominion	20-4	24
28	UC San Diego	15-6	-
29	Southern Cal	14-8-1	-
30	Washington	16-6	-

**USA TODAY/COACHES
MARCH 27**

Rank	Team (1st Place Votes)	Record	Prev.
1	LSU (28)	21-3	1
2	Wake Forest (2)	22-3	2
3	Florida	22-4	3
4	Vanderbilt	19-5	5
5	Virginia	22-2	7
6	Arkansas	20-4	3
7	Stanford	15-5	9
8	South Carolina (1)	23-2	11
9	Tennessee	19-6	12
10	East Carolina	19-5	10
11	Louisville	19-4	6
12	UCLA	16-5	8
13	Oklahoma State	20-5	15
14	North Carolina	18-6	16
15	Campbell	19-3	19
16	Boston College	17-5	17
17	Kentucky	21-3	22
18	Florida Gulf Coast	21-4	23
19	Texas	18-7	NR
20	Connecticut	16-5	RV
21	Texas Tech	18-7	14
22	Iowa	19-3	RV
23	Miami	15-9	20
24	UC Santa Barbara	16-4	RV
25	Ole Miss	15-9	13

RECEIVING VOTES: Coastal Carolina 59; Missouri 53; North Carolina State 52; Texas A&M 47; West Virginia 46; Alabama 30; UTSA 22; **Old Dominion 21**; TCU 15; Virginia Tech 14; Auburn 13; Indiana 12; Washington 10; Northeastern 7; Kansas State 5; Dallas Baptist 4; Arizona State 4; UC San Diego 3; Oregon 3; Wofford 1; USC 1; **Southern Miss 1**; Oregon State 1.

**PERFECT GAME
WEEK 6 • MARCH 27**

Rank	Team	Record	Prev.
1	LSU	21-3	1
2	Florida	22-4	2
3	Wake Forest	22-3	4
4	Vanderbilt	19-5	5
5	Arkansas	20-4	3
6	Virginia	22-2	9
7	Stanford	15-5	7
8	East Carolina	19-5	11
9	Tennessee	19-6	13
10	South Carolina	23-2	15
11	Louisville	19-5	6
12	UCLA	16-5	8
13	Boston College	17-5	16
14	Campbell	19-3	17
15	Texas Tech	18-7	10
16	Oklahoma State	20-5	18
17	UC Santa Barbara	17-4	19
18	North Carolina	18-6	21
19	Florida Gulf Coast	21-4	22
20	Kentucky	21-3	NR
21	Connecticut	16-5	NR
22	Miami	15-9	12
23	Ole Miss	15-9	14
24	TCU	15-9	24
25	UTSA	20-5	23

HITTER BIOS



OUTFIELDER

**CROSS
JUMPER** **1**

 REDSHIRT FRESHMAN
JONESBORO, ARK.
TENNESSEE

BATS	THROWS	HEIGHT	WEIGHT
RIGHT	RIGHT	6-2	195

CAREER HIGHS

At-Bats	4, 10x, last vs James Madison 3/26/23
Hits	2, 6x, last at Central Arkansas 3/28/23
Runs	2, 2x, last at Central Arkansas 3/28/23
Home Runs	
Total Bases	4 vs Mississippi Valley State [1] 2/28/23
RBI	4 vs Mississippi Valley State [1] 2/28/23
Walks	2, 2x, last at Central Arkansas 3/28/23
Struck Out	4 vs Illinois State 2/24/23
Stolen Bases	2 vs James Madison 3/26/23
Hitting Streak	7 3/4/23 vs Missouri State to 3/18/23 at Louisiana
On-Base Streak	7 3/4/23 vs Missouri State to 3/18/23 at Louisiana
Putouts	3, 5x, last at Louisiana 3/19/23
Assists	1, 4x, last at Mississippi State 3/21/23

SEASON HIGHS

4, 10x, last vs James Madison 3/26/23
2, 6x, last at Central Arkansas 3/28/23
2, 2x, last at Central Arkansas 3/28/23
4 vs Mississippi Valley State [1] 2/28/23
4 vs Mississippi Valley State [1] 2/28/23
2, 2x, last at Central Arkansas 3/28/23
4 vs Illinois State 2/24/23
2 vs James Madison 3/26/23
7 3/4/23 vs Missouri State to 3/18/23 at Louisiana
7 3/4/23 vs Missouri State to 3/18/23 at Louisiana
3, 5x, last at Louisiana 3/19/23
1, 4x, last at Mississippi State 3/21/23

CAREER STATISTICS

Year	avg	gp-gs	ab	r	h	2b	3b	hr	rbi	tb	slg%	bb	hbp	so	gdp	ob%	sf	sh	sb-att	po	a	e	fld%
2023	.303	21-19	66	8	20	7	0	0	12	27	.409	8	4	26	1	.410	0	0	3-3	30	4	1	.971
TOTAL	.303	21-19	66	8	20	7	0	0	12	27	.409	8	4	26	1	.410	0	0	3-3	30	4	1	.971



OUTFIELDER/RHP

**KYLER
CARMACK** **2**

 REDSHIRT FRESHMAN
CABOT, ARK.
CABOT HS

BATS	THROWS	HEIGHT	WEIGHT
RIGHT	RIGHT	6-2	170

CAREER HIGHS

At-Bats	4, 3x, last vs Missouri State [1] 3/4/23
Hits	3 vs Illinois State 2/25/23
Runs	1, 2x, last vs Eastern Illinois 3/10/23
Home Runs	
Total Bases	5 vs Illinois State 2/25/23
RBI	1, 2x, last vs Illinois State 2/26/23
Walks	1, 3x, last vs Eastern Illinois 3/10/23
Struck Out	2 vs Central Arkansas 3/14/23
Stolen Bases	
Hitting Streak	3 2/19/23 vs Arkansas-Pine Bluff to 2/26/23 vs Illinois State
On-Base Streak	3 2/19/23 vs Arkansas-Pine Bluff to 2/26/23 vs Illinois State
Putouts	4 vs Central Arkansas 3/14/23
Assists	2 vs James Madison 3/26/23

SEASON HIGHS

4, 3x, last vs Missouri State [1] 3/4/23
3 vs Illinois State 2/25/23
1, 2x, last vs Eastern Illinois 3/10/23
5 vs Illinois State 2/25/23
1, 2x, last vs Illinois State 2/26/23
1, 3x, last vs Eastern Illinois 3/10/23
2 vs Central Arkansas 3/14/23
3 2/19/23 vs Arkansas-Pine Bluff to 2/26/23 vs Illinois State
3 2/19/23 vs Arkansas-Pine Bluff to 2/26/23 vs Illinois State
4 vs Central Arkansas 3/14/23
2 vs James Madison 3/26/23

CAREER STATISTICS

Year	avg	gp-gs	ab	r	h	2b	3b	hr	rbi	tb	slg%	bb	hbp	so	gdp	ob%	sf	sh	sb-att	po	a	e	fld%
2023	.286	9-5	21	2	6	3	0	0	2	9	.429	3	1	6	0	.400	0	0	0-0	12	4	1	.941
TOTAL	.286	9-5	21	2	6	3	0	0	2	9	.429	3	1	6	0	.400	0	0	0-0	12	4	1	.941



INFILDER

**DAEDRICK
CAIL** **3**

 SOPHOMORE
MARION, ARK.
MARION HS

BATS	THROWS	HEIGHT	WEIGHT
RIGHT	RIGHT	6-1	220

CAREER HIGHS

At-Bats	6 at Memphis 5/10/22
Hits	3, 4x, last at ULM 5/19/22
Runs	2, 4x, last vs Arkansas-Pine Bluff 2/17/23
Home Runs	1 vs Memphis 3/15/22
Total Bases	5 vs Memphis 3/15/22
RBI	4 vs Missouri State 3/5/23
Walks	2, 4x, last vs Arkansas-Pine Bluff 2/19/23
Struck Out	3 at Central Arkansas 3/28/23
Stolen Bases	
Hitting Streak	12 3/9/22 vs Southern Illinois to 3/29/22 vs Central Arkansas
On-Base Streak	12 3/9/22 vs Southern Illinois to 3/29/22 vs Central Arkansas
Putouts	4, 5x, last at UT Arlington 4/30/22
Assists	6, 2x, last vs Arkansas-Pine Bluff 2/18/23

SEASON HIGHS

5, 4x, last at Central Arkansas 3/28/23
2, 3x, last vs Illinois State 2/26/23
2 vs Arkansas-Pine Bluff 2/17/23
3 vs Illinois State 2/25/23
4 vs Missouri State 3/5/23
2, 2x, last vs Arkansas-Pine Bluff 2/19/23
3 at Central Arkansas 3/28/23
2 2x, last 2/25/23 to 2/26/23 vs Illinois State
4 2x, last 2/25/23 vs Illinois State to 2/28/23 vs MVSU [2]
3 vs Missouri State 3/5/23
6 vs Arkansas-Pine Bluff 2/18/23

CAREER STATISTICS

Year	avg	gp-gs	ab	r	h	2b	3b	hr	rbi	tb	slg%	bb	hbp	so	gdp	ob%	sf	sh	sb-att	po	a	e	fld%
2022	.279	46-44	179	23	50	10	0	1	19	63	.352	16	3	34	6	.347	1	0	0-0	81	85	11	.938
2023	.186	17-16	59	9	11	3	0	0	11	14	.237	8	1	20	1	.290	1	1	0-0	17	26	5	.896
TOTAL	.256	63-60	238	32	61	13	0	1	30	77	.324	24	4	54	7	.332	2	1	0-0	98	111	16	.929



FIRST BASEMAN

**JARED
TOLER** **4**

 JUNIOR
BENTON, ARK.
HARMONY GROVE HS

BATS	THROWS	HEIGHT	WEIGHT
LEFT	RIGHT	6-1	210

CAREER HIGHS

At-Bats	6 at UT Arlington 4/3/22
Hits	4 vs Mississippi Valley State 3/2/22
Runs	4 at Oklahoma 3/14/21
Home Runs	1, 12x, last at ULM 5/19/22
Total Bases	6, 2x, last at SEMO 4/5/22
RBI	4 at Austin Peay 4/30/21
Walks	3 at Illinois State 3/28/21
Struck Out	4 vs Coastal Carolina 4/2/22
Stolen Bases	1 at Abilene Christian 3/7/21
Hitting Streak	9 2/23/22 at Ole Miss to 3/13/22 at Missouri State - 1
On-Base Streak	25 4/3/22 vs Coastal Carolina to 5/21/22 at ULM
Putouts	15 at UT Arlington 4/29/22
Assists	2, 2x, last at South Alabama 5/8/22

SEASON HIGHS

4, 4x, last at Central Arkansas 3/28/23
2 vs Arkansas-Pine Bluff 2/19/23
1, 5x, last at Central Arkansas 3/28/23
2, 3x, last at Louisiana 3/17/23
1, 3x, last vs James Madison 3/26/23
2 at Central Arkansas 3/28/23
1, 5x, last at Mississippi State 3/21/23
2 2/18/23 to 2/19/23 vs Arkansas-Pine Bluff
2 2/18/23 to 2/19/23 vs Arkansas-Pine Bluff
12 vs Arkansas-Pine Bluff 2/18/23
1, 3x, last vs Missouri State [2] 3/4/23

CAREER STATISTICS

Year	avg	gp-gs	ab	r	h	2b	3b	hr	rbi	tb	slg%	bb	hbp	so	gdp	ob%	sf	sh	sb-att	po	a	e	fld%
2021	.226	41-36	133	26	30	7	0	2	12	43	.323	22	3	41	3	.348	0	4	1-1	269	10	3	.989
2022	.294	47-46	180	36	53	10	0	10	37	93	.517	21	5	48	4	.378	3	1	0-0	262	9	9	.968
2023	.207	12-7	29	5	6	2	0	0	3	8	.276	4	0	5	0	.303	0	1	0-0	42	3	0	1.000
TOTAL	.260	100-89	342	67	89	19	0	12	52	144	.421	47	8	94	7	.360	3	6	1-1	573	22	12	.980

HITTER BIOS



INFIELDER

**CASON
CAMPBELL 7**

 FRESHMAN
McCRORY, ARK.
McCRORY HS

BATS	THROWS	HEIGHT	WEIGHT
LEFT	RIGHT	5-11	175

CAREER HIGHS

At-Bats	5 vs Illinois State 2/26/23
Hits	1, 5x, last at Mississippi State 3/21/23
Runs	1, 2x, last vs Mississippi Valley State [1] 2/28/23
Home Runs	
Total Bases	2, 2x, last vs Eastern Illinois 3/10/23
RBI	1, 3x, last vs Central Arkansas 3/14/23
Walks	1 vs Missouri State [2] 3/4/23
Struck Out	4 vs Illinois State 2/26/23
Stolen Bases	
Hitting Streak	3 2/25/23 vs Illinois State to 2/28/23 vs MVSU [1]
On-Base Streak	4 2/25/23 vs Illinois State to 2/28/23 vs MVSU [2]
Putouts	9, 2x, last vs Mississippi Valley State [1] 2/28/23
Assists	2, 2x, last at Memphis 3/22/23

SEASON HIGHS

5 vs Illinois State 2/26/23
1, 5x, last at Mississippi State 3/21/23
1, 2x, last vs Mississippi Valley State [1] 2/28/23
2, 2x, last vs Eastern Illinois 3/10/23
1, 3x, last vs Central Arkansas 3/14/23
1 vs Missouri State [2] 3/4/23
4 vs Illinois State 2/26/23
3 2/25/23 vs Illinois State to 2/28/23 vs MVSU [1]
4 2/25/23 vs Illinois State to 2/28/23 vs MVSU [2]
9, 2x, last vs Mississippi Valley State [1] 2/28/23
2, 2x, last at Memphis 3/22/23

CAREER STATISTICS

Year	avg	gp-gs	ab	r	h	2b	3b	hr	rbi	tb	slg%	bb	hbp	so	gdp	ob%	sf	sh	sb-att	po	a	e	fld%
2023	.116	18-12	43	2	5	2	0	0	3	7	.163	1	1	21	0	.152	1	1	0-0	65	9	1	.987
TOTAL	.116	18-12	43	2	5	2	0	0	3	7	.163	1	1	21	0	.152	1	1	0-0	65	9	1	.987



FIRST BASEMAN

**CASON
TOLLETT 8**

 REDSHIRT SOPHOMORE
LITTLE ROCK, ARK.
ARKANSAS

BATS	THROWS	HEIGHT	WEIGHT
RIGHT	RIGHT	6-2	205

CAREER HIGHS


At-Bats	5, 2x, last vs Southern Illinois 3/9/22
Hits	2 vs Illinois State 3/4/22
Runs	2 vs Illinois State 3/4/22
Home Runs	1 at Samford 2/18/22
Total Bases	4 at Samford 2/18/22
RBI	3 vs Texas State 3/18/22
Walks	2 vs Memphis 3/15/22
Struck Out	3 vs Southern Illinois 3/9/22
Stolen Bases	-
Hitting Streak	2 2x, last 3/18-19/22 vs Texas State
On-Base Streak	5 3/13/22 at Missouri State-2 to 3/20/22 vs Texas State
Putouts	13 vs Illinois State 3/4/22
Assists	1, 6x, last vs Texas State 3/20/22

SEASON HIGHS

2 vs Arkansas-Pine Bluff 2/17/23
1 vs Arkansas-Pine Bluff 2/17/23
1 at Memphis 3/22/23
6 vs Arkansas-Pine Bluff 2/17/23

CAREER STATISTICS

Year	avg	gp-gs	ab	r	h	2b	3b	hr	rbi	tb	slg%	bb	hbp	so	gdp	ob%	sf	sh	sb-att	po	a	e	fld%
2020*	.000	1-0	1	0	0	0	0	0	0	0	.000	0	0	0	0	.000	0	0	0-0	0	0	0	.000
2022	.151	17-17	53	4	8	3	0	1	7	14	.264	4	1	11	3	.224	0	0	0-0	98	6	3	.972
2023	.000	2-1	3	0	0	0	0	0	1	0	.000	0	0	1	0	.000	1	0	0-0	6	0	0	1.000
TOTAL	.143	19-18	56	4	8	3	0	1	8	14	.250	4	1	12	3	.210	1	0	0-0	104	6	3	.973
All*	.140	20-18	57	4	8	3	0	1	8	14	.246	4	1	12	3	.206	1	0	0-0	104	6	3	.973



OUTFIELDER

**BLAKE
BURRIS 9**

 JUNIOR
EDWARDSVILLE, ILL.
LEWIS & CLARK CC

BATS	THROWS	HEIGHT	WEIGHT
LEFT	RIGHT	6-0	170

CAREER HIGHS

At-Bats	6, 3x, last vs James Madison 3/26/23
Hits	3, 2x, last at Louisiana 3/18/23
Runs	3 vs Illinois State 2/26/23
Home Runs	1, 2x, last vs Illinois State 2/24/23
Total Bases	6 vs Arkansas-Pine Bluff 2/17/23
RBI	5 vs Arkansas-Pine Bluff 2/17/23
Walks	3 vs Missouri State 3/5/23
Struck Out	1, 6x, last at Mississippi State 3/21/23
Stolen Bases	1, 4x, last at Central Arkansas 3/28/23
Hitting Streak	7 2/24/23 vs Illinois State to 3/4/23 vs Missouri State [2]
On-Base Streak	14 2/17/23 vs Arkansas-Pine Bluff to 3/11/23 vs Eastern Illinois
Putouts	5, 4x, last at Mississippi State 3/21/23
Assists	1, 2x, last at Louisiana 3/17/23

SEASON HIGHS

6, 3x, last vs James Madison 3/26/23
3, 2x, last at Louisiana 3/18/23
3 vs Illinois State 2/26/23
1, 2x, last vs Illinois State 2/24/23
6 vs Arkansas-Pine Bluff 2/17/23
5 vs Arkansas-Pine Bluff 2/17/23
3 vs Missouri State 3/5/23
1, 6x, last at Mississippi State 3/21/23
1, 4x, last at Central Arkansas 3/28/23
7 2/24/23 vs Illinois State to 3/4/23 vs Missouri State [2]
14 2/17/23 vs Arkansas-Pine Bluff to 3/11/23 vs Eastern Illinois
5, 4x, last at Mississippi State 3/21/23
1, 2x, last at Louisiana 3/17/23

CAREER STATISTICS

Year	avg	gp-gs	ab	r	h	2b	3b	hr	rbi	tb	slg%	bb	hbp	so	gdp	ob%	sf	sh	sb-att	po	a	e	fld%
2023	.262	22-22	84	22	22	9	0	2	12	37	.440	15	1	6	0	.380	0	2	4-6	50	2	1	.981
TOTAL	.262	22-22	84	22	22	9	0	2	12	37	.440	15	1	6	0	.380	0	2	4-6	50	2	1	.981



INFIELDER

**WIL
FRENCH 10**

 SOPHOMORE
JONESBORO, ARK.
VALLEY VIEW HS

BATS	THROWS	HEIGHT	WEIGHT
SWITCH	RIGHT	5-11	190

CAREER HIGHS

At-Bats	5, 13x, last at Central Arkansas 3/28/23
Hits	3, 4x, last vs Eastern Illinois 3/10/23
Runs	4 vs Mississippi Valley State [1] 2/28/23
Home Runs	1, 2x, last at Memphis 3/22/23
Total Bases	7 vs Illinois State 2/26/23
RBI	3 vs Arkansas-Pine Bluff 2/19/23
Walks	2, 12x, last vs Missouri State 3/5/23
Struck Out	3, 2x, last at Central Arkansas 3/28/23
Stolen Bases	1, 14x, last vs James Madison 3/26/23
Hitting Streak	5 2x, last 3/18/23 at Louisiana to 3/26/23 vs James Madison
On-Base Streak	20 5/14/22 vs Georgia State to 3/14/23 vs Central Arkansas
Putouts	3, 7x, last at Louisiana 3/19/23
Assists	8 vs Troy [DH-2] 4/23/22

SEASON HIGHS

5, 7x, last at Central Arkansas 3/28/23
3, 4x, last vs Eastern Illinois 3/10/23
4 vs Mississippi Valley State [1] 2/28/23
1, 2x, last at Memphis 3/22/23
7 vs Illinois State 2/26/23
3 vs Arkansas-Pine Bluff 2/19/23
2, 5x, last vs Missouri State 3/5/23
3 at Central Arkansas 3/28/23
1, 6x, last vs James Madison 3/26/23
5 2x, last 3/18/23 at Louisiana to 3/26/23 vs James Madison
15 2/17/23 vs Arkansas-Pine Bluff to 3/14/23 vs Central Arkansas
3, 2x, last at Louisiana 3/19/23
5 vs Illinois State 2/26/23

CAREER STATISTICS

Year	avg	gp-gs	ab	r	h	2b	3b	hr	rbi	tb	slg%	bb	hbp	so	gdp	ob%	sf	sh	sb-att	po	a	e	fld%
2022	.225	49-49	169	30	38	5	1	0	12	45	.266	26	4	29	3	.337	3	6	8-9	50	107	12	.929
2023	.352	22-22	88	28	31	6	1	2	14	45	.511	18	2	19	0	.472	0	1	6-7	30	55	4	.955
TOTAL	.268	71-71	257	58	69	11	2	2	26	90	.350	44	6	48	3	.384	3	7	14-16	80	162	16	.938

HITTER BIOS



CATCHER

**BRANDON
HAGER**

11

 JUNIOR
FESTUS, MO.
LUTHERAN SOUTH HS

BATS	THROWS	HEIGHT	WEIGHT
RIGHT	RIGHT	6-1	245

CAREER HIGHS

At-Bats	6, 3x, last vs James Madison 3/26/23
Hits	5 at Memphis 5/10/22
Runs	3 vs Illinois State 2/26/23
Home Runs	1, 12x, last vs James Madison 3/26/23
Total Bases	9 at Memphis 5/10/22
RBI	4 at Memphis 5/10/22
Walks	3, 3x, last at Central Arkansas 3/28/23
Struck Out	4 at Memphis 3/22/23
Stolen Bases	1 at Oklahoma [DH-2] 3/14/21
Hitting Streak	13 5/14/22 vs Georgia State to 2/28/23 vs MVSU [1]
On-Base Streak	13 2x, last 3/4/23 vs Missouri State [1] to 3/28/23 at Central Arkansas
Putouts	13, 2x, last vs Georgia State 5/14/22
Assists	3, 2x, last vs Georgia State 5/15/22

SEASON HIGHS

6 vs James Madison 3/26/23
3 vs Eastern Illinois 3/10/23
3 vs Illinois State 2/26/23
1, 2x, last vs James Madison 3/26/23
5 vs James Madison 3/26/23
3 vs Eastern Illinois 3/10/23
3 at Central Arkansas 3/28/23
4 at Memphis 3/22/23
8 2/17/23 vs Arkansas-Pine Bluff to 2/28/23 vs MVSU [1]
13 3/4/23 vs Missouri State [1] to 3/28/23 at Central Arkansas
11 at Central Arkansas 3/28/23
1, 3x, last at Central Arkansas 3/28/23

CAREER STATISTICS

Year	avg	gp-gs	ab	r	h	2b	3b	hr	rbi	tb	slg%	bb	hbp	so	gdp	ob%	sf	sh	sb-att	po	a	e	fld%
2021	.129	16-8	31	7	4	2	0	0	2	6	.194	6	1	12	2	.289	0	0	1-1	23	1	1	.960
2022	.309	39-32	123	19	38	5	1	10	22	75	.610	20	3	31	6	.418	0	0	0-1	222	20	6	.976
2023	.329	22-22	82	17	27	3	0	2	16	36	.439	12	5	31	4	.440	1	0	0-0	37	3	1	.976
TOTAL	.292	77-62	236	43	69	10	1	12	40	117	.496	38	9	74	12	.408	1	0	1-2	282	24	8	.975



OUTFIELDER

**ALLEN
GRIER**

12

 JUNIOR
ATLANTA, GA.
COASTAL ALABAMA CC - SOUTH

BATS	THROWS	HEIGHT	WEIGHT
RIGHT	LEFT	5-9	170

CAREER HIGHS

At-Bats	4, 7x, last at Memphis 3/22/23
Hits	2, 5x, last vs Mississippi Valley State [2] 2/28/23
Runs	2, 2x, last vs Mississippi Valley State [1] 2/28/23
Home Runs	
Total Bases	4, 3x, last vs Mississippi Valley State [2] 2/28/23
RBI	1, 4x, last at Central Arkansas 3/28/23
Walks	2, 3x, last at Central Arkansas 3/28/23
Struck Out	3 vs Illinois State 2/26/23
Stolen Bases	1, 5x, last at Central Arkansas 3/28/23
Hitting Streak	3 2x, last 2/26/23 vs Illinois State to 2/28/23 vs MVSU [2]
On-Base Streak	9 2/17/23 vs Arkansas-Pine Bluff to 2/28/23 vs MVSU [2]
Putouts	6 vs Missouri State 3/5/23
Assists	

SEASON HIGHS

4, 7x, last at Memphis 3/22/23
2, 5x, last vs Mississippi Valley State [2] 2/28/23
2, 2x, last vs Mississippi Valley State [1] 2/28/23
4, 3x, last vs Mississippi Valley State [2] 2/28/23
1, 4x, last at Central Arkansas 3/28/23
2, 3x, last at Central Arkansas 3/28/23
3 vs Illinois State 2/26/23
1, 5x, last at Central Arkansas 3/28/23
3 2x, last 2/26/23 vs Illinois State to 2/28/23 vs MVSU [2]
9 2/17/23 vs Arkansas-Pine Bluff to 2/28/23 vs MVSU [2]
6 vs Missouri State 3/5/23

CAREER STATISTICS

Year	avg	gp-gs	ab	r	h	2b	3b	hr	rbi	tb	slg%	bb	hbp	so	gdp	ob%	sf	sh	sb-att	po	a	e	fld%
2023	.250	21-20	68	12	17	6	2	0	4	27	.397	10	0	22	0	.338	2	0	5-7	37	0	1	.974
TOTAL	.250	21-20	68	12	17	6	2	0	4	27	.397	10	0	22	0	.338	2	0	5-7	37	0	1	.974



INFIELDER

**BRAYDEN
CASKEY**

15

 JUNIOR
PRAIRIEVILLE, LA.
DELGADO CC

BATS	THROWS	HEIGHT	WEIGHT
RIGHT	RIGHT	5-8	170

CAREER HIGHS

At-Bats	5 vs Eastern Illinois 3/11/23
Hits	2 vs Eastern Illinois 3/11/23
Runs	2 vs Eastern Illinois 3/11/23
Home Runs	
Total Bases	2 vs Eastern Illinois 3/11/23
RBI	1, 2x, last at Louisiana 3/17/23
Walks	1 vs Illinois State 2/25/23
Struck Out	2 vs Eastern Illinois 3/11/23
Stolen Bases	
Hitting Streak	2 3/17/23 to 3/18/23 at Louisiana
On-Base Streak	2 3/17/23 to 3/18/23 at Louisiana
Putouts	2 vs Eastern Illinois 3/11/23
Assists	1, 2x, last vs Eastern Illinois 3/11/23

SEASON HIGHS

5 vs Eastern Illinois 3/11/23
2 vs Eastern Illinois 3/11/23
2 vs Eastern Illinois 3/11/23
2 vs Eastern Illinois 3/11/23
1, 2x, last at Louisiana 3/17/23
1 vs Illinois State 2/25/23
2 vs Eastern Illinois 3/11/23
2 3/17/23 to 3/18/23 at Louisiana
2 3/17/23 to 3/18/23 at Louisiana
2 vs Eastern Illinois 3/11/23
1, 2x, last vs Eastern Illinois 3/11/23

CAREER STATISTICS

Year	avg	gp-gs	ab	r	h	2b	3b	hr	rbi	tb	slg%	bb	hbp	so	gdp	ob%	sf	sh	sb-att	po	a	e	fld%
2023	.179	18-4	28	3	5	0	0	0	2	5	.179	1	0	8	0	.207	0	0	0-0	6	2	1	.889
TOTAL	.179	18-4	28	3	5	0	0	0	2	5	.179	1	0	8	0	.207	0	0	0-0	6	2	1	.889



OUTFIELDER

**JAKE HENRY
WILLIAMS**

17

 SOPHOMORE
JONESBORO, ARK.
CONNORS STATE COLLEGE

BATS	THROWS	HEIGHT	WEIGHT
RIGHT	RIGHT	6-1	211

CAREER HIGHS

At-Bats	2 at Central Arkansas 3/28/23
Hits	1, 2x, last at Central Arkansas 3/28/23
Runs	2 at Central Arkansas 3/28/23
Home Runs	
Total Bases	1 at Central Arkansas 3/28/23
RBI	1 at Louisiana 3/17/23
Walks	2 at Central Arkansas 3/28/23
Struck Out	1, 5x, last at Central Arkansas 3/28/23
Stolen Bases	
Hitting Streak	2 3/26/23 vs James Madison to 3/28/23 at Central Arkansas
On-Base Streak	2 3/26/23 vs James Madison to 3/28/23 at Central Arkansas
Putouts	2 at Central Arkansas 3/28/23
Assists	

SEASON HIGHS

2 at Central Arkansas 3/28/23
1, 2x, last at Central Arkansas 3/28/23
2 at Central Arkansas 3/28/23
1 at Central Arkansas 3/28/23
1 at Louisiana 3/17/23
2 at Central Arkansas 3/28/23
1, 5x, last at Central Arkansas 3/28/23
2 3/26/23 vs James Madison to 3/28/23 at Central Arkansas
2 3/26/23 vs James Madison to 3/28/23 at Central Arkansas
2 at Central Arkansas 3/28/23

CAREER STATISTICS

Year	avg	gp-gs	ab	r	h	2b	3b	hr	rbi	tb	slg%	bb	hbp	so	gdp	ob%	sf	sh	sb-att	po	a	e	fld%
2023	.200	11-0	10	4	2	0	0	0	1	2	.200	2	1	5	0	.385	0	0	0-0	2	0	0	1.000
TOTAL	.200	11-0	10	4	2	0	0	0	1	2	.200	2	1	5	0	.385	0	0	0-0	2	0	0	1.000

HITTER BIOS



CATCHER

**JOHN
HOSKYN 19**

 JUNIOR
STUTT GART, ARK.
STUTT GART HS

BATS	THROWS	HEIGHT	WEIGHT
RIGHT	RIGHT	6-2	235

CAREER HIGHS

At-Bats	5 vs Missouri State 3/5/23
Hits	2 vs Missouri State 3/5/23
Runs	1, 2x, last vs Eastern Illinois 3/10/23
Home Runs	
Total Bases	2, 3x, last at Louisiana 3/18/23
RBI	3 at Louisiana 4/11/21
Walks	2 vs Illinois State 2/26/23
Struck Out	2, 5x, last vs Eastern Illinois 3/10/23
Stolen Bases	
Hitting Streak	3 3/5/23 vs Missouri State to 3/18/23 at Louisiana
On-Base Streak	4 2/26/23 vs Illinois State to 3/18/23 at Louisiana
Putouts	12 vs Eastern Illinois 3/10/23
Assists	3 at Louisiana 3/19/23

SEASON HIGHS

5 vs Missouri State 3/5/23
2 vs Missouri State 3/5/23
1 vs Eastern Illinois 3/10/23
2, 2x, last at Louisiana 3/18/23
1 vs Illinois State 2/26/23
2 vs Illinois State 2/26/23
2, 3x, last vs Eastern Illinois 3/10/23
3 3/5/23 vs Missouri State to 3/18/23 at Louisiana
4 2/26/23 vs Illinois State to 3/18/23 at Louisiana
12 vs Eastern Illinois 3/10/23
3 at Louisiana 3/19/23

CAREER STATISTICS

Year	avg	gp-gs	ab	r	h	2b	3b	hr	rbi	tb	slg%	bb	hbp	so	qdp	ob%	sf	sh	sb-att	po	a	e	fld%
2021	.333	6-3	9	0	3	1	0	0	3	4	.444	1	0	4	0	.400	0	0	0-0	2	0	0	1.000
2022	.111	9-0	9	1	1	0	0	0	0	1	.111	1	0	5	0	.200	0	0	0-0	9	1	0	1.000
2023	.263	15-6	19	1	5	1	0	0	1	6	.316	3	0	7	0	.364	0	0	0-0	53	5	0	1.000
TOTAL	.243	30-9	37	2	9	2	0	0	4	11	.297	5	0	16	0	.333	0	0	0-0	64	6	0	1.000



INFIELDER

**AUGUSTO
SCHROEDER 20**

 FRESHMAN
EDMOND, OKLA.
BISHOP McGUINNESS CATHOLIC HS

BATS	THROWS	HEIGHT	WEIGHT
RIGHT	RIGHT	5-10	185

CAREER HIGHS

At-Bats	
Hits	
Runs	
Home Runs	
Total Bases	
RBI	
Walks	
Struck Out	
Stolen Bases	
Hitting Streak	
On-Base Streak	
Putouts	
Assists	

SEASON HIGHS

CAREER STATISTICS

Year	avg	gp-gs	ab	r	h	2b	3b	hr	rbi	tb	slg%	bb	hbp	so	qdp	ob%	sf	sh	sb-att	po	a	e	fld%
------	-----	-------	----	---	---	----	----	----	-----	----	------	----	-----	----	-----	-----	----	----	--------	----	---	---	------



CATCHER/FIRST BASEMAN

**DYLAN
DeBUTY 23**

 JUNIOR
SACHSE, TEXAS
CARL ALBERT STATE COLLEGE

BATS	THROWS	HEIGHT	WEIGHT
RIGHT	RIGHT	6-3	200

CAREER HIGHS

At-Bats	3, 2x, last at Louisiana 3/17/23
Hits	2 at Ole Miss 2/21/23
Runs	
Home Runs	
Total Bases	3 at Ole Miss 2/21/23
RBI	
Walks	1, 3x, last vs Central Arkansas 3/14/23
Struck Out	2, 2x, last vs Illinois State 2/25/23
Stolen Bases	
Hitting Streak	1 2/21/23 at Ole Miss
On-Base Streak	1 2x, last 2/21/23 at Ole Miss
Putouts	8 vs Central Arkansas 3/14/23
Assists	2, 2x, last vs Central Arkansas 3/14/23

SEASON HIGHS

3, 2x, last at Louisiana 3/17/23
2 at Ole Miss 2/21/23
3 at Ole Miss 2/21/23
1, 3x, last vs Central Arkansas 3/14/23
2, 2x, last vs Illinois State 2/25/23
1 2/21/23 at Ole Miss
1 2x, last 2/21/23 at Ole Miss
8 vs Central Arkansas 3/14/23
2, 2x, last vs Central Arkansas 3/14/23

CAREER STATISTICS

Year	avg	gp-gs	ab	r	h	2b	3b	hr	rbi	tb	slg%	bb	hbp	so	qdp	ob%	sf	sh	sb-att	po	a	e	fld%
2023	.095	13-8	21	0	2	1	0	0	0	3	.143	3	1	11	0	.240	0	0	0-0	54	7	2	.968
TOTAL	.095	13-8	21	0	2	1	0	0	0	3	.143	3	1	11	0	.240	0	0	0-0	54	7	2	.968



OUTFIELDER

**NATHAN
VerMAAS 30**

 JUNIOR
OMAHA, NEB.
NORTH DAKOTA STATE

BATS	THROWS	HEIGHT	WEIGHT
LEFT	RIGHT	6-5	235

CAREER HIGHS

At-Bats	5 vs James Madison 3/26/23
Hits	1, 7x, last vs James Madison 3/26/23
Runs	1, 3x, last vs James Madison 3/26/23
Home Runs	
Total Bases	2 at Mississippi State 3/21/23
RBI	1 at Memphis 3/22/23
Walks	1, 7x, last at Memphis 3/22/23
Struck Out	3 vs James Madison 3/26/23
Stolen Bases	
Hitting Streak	3 3/21/23 at Mississippi State to 3/26/23 vs James Madison
On-Base Streak	8 4/4/21 at Omaha to 5/2/21 at Kansas
Putouts	1 vs Arkansas-Pine Bluff 2/19/23
Assists	

SEASON HIGHS

5 vs James Madison 3/26/23
1, 3x, last vs James Madison 3/26/23
1, 2x, last vs James Madison 3/26/23
2 at Mississippi State 3/21/23
1 at Memphis 3/22/23
1, 2x, last at Memphis 3/22/23
3 vs James Madison 3/26/23
3 3/21/23 at Mississippi State to 3/26/23 vs James Madison
3 3/21/23 at Mississippi State to 3/26/23 vs James Madison
1 vs Arkansas-Pine Bluff 2/19/23

CAREER STATISTICS

Year	avg	gp-gs	ab	r	h	2b	3b	hr	rbi	tb	slg%	bb	hbp	so	qdp	ob%	sf	sh	sb-att	po	a	e	fld%
2021*	.190	13-5	21	1	4	0	0	0	0	4	.190	5	0	8	1	.346	0	0	0-0	0	0	0	.000
2023	.300	6-2	10	2	3	1	0	0	1	4	.400	2	0	4	0	.417	0	0	0-0	1	0	0	1.000
TOTAL	.300	6-2	10	2	3	1	0	0	1	4	.400	2	0	4	0	.417	0	0	0-0	1	0	0	1.000
All*	.226	19-7	31	3	7	1	0	0	1	8	.258	7	0	12	1	.368	0	0	0-0	1	0	0	1.000

HITTER BIOS



CATCHER

**HUNTER
THOMAS**

34

 JUNIOR
 RUSSELL SPRINGS, KY.
 REND LAKE COLLEGE

BATS	THROWS	HEIGHT	WEIGHT
RIGHT	RIGHT	6-2	200

CAREER HIGHS

At-Bats	5, 2x, last vs James Madison 3/26/23
Hits	2, 2x, last vs James Madison 3/26/23
Runs	1, 5x, last at Louisiana 3/18/23
Home Runs	1 at Louisiana 3/18/23
Total Bases	4 at Louisiana 3/18/23
RBI	1, 5x, last at Central Arkansas 3/28/23
Walks	1, 4x, last at Central Arkansas 3/28/23
Struck Out	2, 5x, last at Central Arkansas 3/28/23
Stolen Bases	
Hitting Streak	4 2/28/23 vs Miss. Valley State [2] to 3/18/23 at Louisiana
On-Base Streak	7 2/28/23 vs Miss. Valley State [2] to 3/28/23 at Central Arkansas
Putouts	11 vs James Madison 3/26/23
Assists	5 vs Arkansas-Pine Bluff 2/19/23

SEASON HIGHS

5, 2x, last vs James Madison 3/26/23
2, 2x, last vs James Madison 3/26/23
1, 5x, last at Louisiana 3/18/23
1 at Louisiana 3/18/23
4 at Louisiana 3/18/23
1, 5x, last at Central Arkansas 3/28/23
1, 4x, last at Central Arkansas 3/28/23
2, 5x, last at Central Arkansas 3/28/23
4 2/28/23 vs Miss. Valley State [2] to 3/18/23 at Louisiana
7 2/28/23 vs Miss. Valley State [2] to 3/28/23 at Central Arkansas
11 vs James Madison 3/26/23
5 vs Arkansas-Pine Bluff 2/19/23

CAREER STATISTICS

Year	avg	gp-gs	ab	r	h	2b	3b	hr	rbt	tb	slg%	bb	hbp	so	gdp	ob%	sf	sh	sb-att	po	a	e	fld%
2023	.270	15-10	37	5	10	3	0	1	5	16	.432	4	1	14	2	.349	1	0	0-0	100	14	2	.983
TOTAL	.270	15-10	37	5	10	3	0	1	5	16	.432	4	1	14	2	.349	1	0	0-0	100	14	2	.983



INFIELDER

**KODY
DARCY**

36

 GRADUATE STUDENT
 KENT, WASH.
 UTSA

BATS	THROWS	HEIGHT	WEIGHT
RIGHT	RIGHT	6-2	202

CAREER HIGHS

At-Bats	6 at Central Arkansas 3/28/23
Hits	4 at Tarleton State 2/18/22
Runs	3 vs Illinois State 2/26/23
Home Runs	2 vs Evansville 3/23/19
Total Bases	8 vs Evansville 3/23/19
RBI	4 at Tarleton State 2/18/22
Walks	2, 4x, last vs James Madison 3/26/23
Struck Out	4 vs Stanford 2/28/22
Stolen Bases	1 at Texas 3/31/19
Hitting Streak	10 2/25/23 vs Illinois State to 3/14/23 vs Central Arkansas
On-Base Streak	12 2/25/23 vs Illinois State to 3/18/23 at Louisiana
Putouts	3, 5x, last vs Missouri State [2] 3/4/23
Assists	7 at Central Arkansas 3/28/23

SEASON HIGHS

6 at Central Arkansas 3/28/23
2, 7x, last at Central Arkansas 3/28/23
3 vs Illinois State 2/26/23
1, 2x, last vs Eastern Illinois 3/11/23
6 vs Arkansas-Pine Bluff 2/17/23
3, 2x, last vs Eastern Illinois 3/11/23
2, 2x, last vs James Madison 3/26/23
2, 7x, last vs James Madison 3/26/23
10 2/25/23 vs Illinois State to 3/14/23 vs Central Arkansas
12 2/25/23 vs Illinois State to 3/18/23 at Louisiana
3, 2x, last vs Missouri State [2] 3/4/23
7 at Central Arkansas 3/28/23

CAREER STATISTICS

Year	avg	gp-gs	ab	r	h	2b	3b	hr	rbt	tb	slg%	bb	hbp	so	gdp	ob%	sf	sh	sb-att	po	a	e	fld%
2019*	.170	33-26	88	16	15	3	0	2	5	24	.273	10	4	38	0	.284	0	3	1-2	16	36	2	.963
2020*	.146	13-12	41	3	6	2	0	2	2	14	.341	2	0	20	1	.186	0	2	0-0	14	34	2	.960
2021*	.143	27-16	49	3	7	0	0	0	3	7	.143	7	1	22	0	.263	0	2	0-1	23	31	6	.900
2022*	.215	25-17	65	9	14	2	1	2	17	24	.369	5	1	31	1	.278	1	3	0-0	17	32	6	.891
2023	.293	22-22	82	15	24	12	0	2	29	42	.512	12	1	22	0	.381	2	0	0-0	19	52	8	.899
TOTAL	.293	22-22	82	15	24	12	0	2	29	42	.512	12	1	22	0	.381	2	0	0-0	19	52	8	.899
All*	.203	120-93	325	46	66	19	1	8	56	111	.342	36	7	133	2	.294	3	10	1-3	89	185	24	.919

PITCHER BIOS



RIGHT-HANDED PITCHER

**AUSTIN
KAPELA** **5**

 JUNIOR
BRIDGEVILLE, DEL.
GULF COAST STATE COLLEGE

BATS	THROWS	HEIGHT	WEIGHT
RIGHT	RIGHT	6-1	205

CAREER STATISTICS

Year	era	w-l	app	qs	cq	sho	sv	ip	h	r	er	bb	so	2b	3b	hr	bf	bavg	wp	hbp	bk	sfa	sha
2019*	3.68	0-1	12	0	0	0/0	1	14.2	10	8	6	12	11	6	0	2	68	.200	6	2	0	4	0
2023	4.32	1-0	2	2	0	0/0	0	8.1	8	4	4	6	7	2	0	0	38	.267	2	2	0	0	0
TOTAL	4.32	1-0	2	2	0	0/0	0	8.1	8	4	4	6	7	2	0	0	38	.267	2	2	0	0	0
All*	3.91	1-1	14	2	0	0/0	1	23.0	18	12	10	18	18	8	0	2	106	.225	8	4	0	4	0

CAREER HIGHS

 IP | Start 5.0 vs Arkansas-Pine Bluff | 2/19/23
 IP | Relief 3.0 vs Barton [DH-1] | 3/9/19
 Strikeouts 4 vs Arkansas-Pine Bluff | 2/19/23
 Walks 4, 2x, last vs Illinois State | 2/26/23
 Hits Allowed 5 vs Arkansas-Pine Bluff | 2/19/23
 Runs Allowed 3 2x, last vs Illinois State | 2/26/23
 Earned Runs 3 vs Illinois State | 2/26/23

SEASON HIGHS

 5.0 vs Arkansas-Pine Bluff | 2/19/23
 4 vs Arkansas-Pine Bluff | 2/19/23
 4 vs Illinois State | 2/26/23
 5 vs Arkansas-Pine Bluff | 2/19/23
 3 vs Illinois State | 2/26/23
 3 vs Illinois State | 2/26/23


RIGHT-HANDED PITCHER

**BRYCE
SCHARES** **6**

 JUNIOR
GILBERTVILLE, IOWA
KIRKWOOD CC

BATS	THROWS	HEIGHT	WEIGHT
RIGHT	RIGHT	6-3	216

CAREER STATISTICS

Year	era	w-l	app	qs	cq	sho	sv	ip	h	r	er	bb	so	2b	3b	hr	bf	bavg	wp	hbp	bk	sfa	sha
2023	9.35	0-0	6	0	0	0/0	0	8.2	13	9	9	5	8	6	0	1	41	.394	3	0	0	1	2
TOTAL	9.35	0-0	6	0	0	0/0	0	8.2	13	9	9	5	8	6	0	1	41	.394	3	0	0	1	2

CAREER HIGHS

 IP | Start 2.1 vs Eastern Illinois | 3/10/23
 IP | Relief 3 vs Eastern Illinois | 3/10/23
 Strikeouts 2, 2x, last at Memphis | 3/22/23
 Walks 4 at Louisiana | 3/18/23
 Hits Allowed 4 vs Illinois State | 2/25/23
 Runs Allowed 4 vs Illinois State | 2/25/23
 Earned Runs 4 vs Illinois State | 2/25/23

SEASON HIGHS

 2.1 vs Eastern Illinois | 3/10/23
 3 vs Eastern Illinois | 3/10/23
 2, 2x, last at Memphis | 3/22/23
 4 at Louisiana | 3/18/23
 4 vs Illinois State | 2/25/23
 4 vs Illinois State | 2/25/23


LEFT-HANDED PITCHER

**WALKER
WILLIAMS** **13**

 REDSHIRT SOPHOMORE
SPRINGDALE, ARK.
SHILOH CHRISTIAN HS

BATS	THROWS	HEIGHT	WEIGHT
LEFT	LEFT	5-11	180

CAREER STATISTICS

Year	era	w-l	app	qs	cq	sho	sv	ip	h	r	er	bb	so	2b	3b	hr	bf	bavg	wp	hbp	bk	sfa	sha
2021	10.38	2-0	6	0	0	0/0	0	8.2	12	10	10	6	5	3	0	0	46	.308	0	0	0	1	0
2022	8.62	2-1	16	1	0	0/0	0	15.2	20	17	15	15	14	4	0	1	84	.308	4	3	1	1	0
TOTAL	9.25	4-1	22	1	0	0/0	0	24.1	32	27	25	21	19	7	0	1	130	.308	4	3	1	2	0

CAREER HIGHS

 IP | Start 2.0 at Ole Miss | 2/23/22
 IP | Relief 4.0 at Oklahoma [DH-1] | 3/14/21
 Strikeouts 3, 2x, last vs Illinois State | 3/4/22
 Walks 4, 2x, last at Ole Miss | 2/23/22
 Hits Allowed 4, 2x, last at Ole Miss | 2/23/22
 Runs Allowed 5 at Ole Miss 2/23/22
 Earned Runs 5 at Ole Miss 2/23/22

SEASON HIGHS



RIGHT-HANDED PITCHER

**TYLER
JEANS** **14**

 REDSHIRT SENIOR
TEXARKANA, ARK.
NORTHEAST TEXAS CC

BATS	THROWS	HEIGHT	WEIGHT
RIGHT	RIGHT	6-4	220

CAREER STATISTICS

Year	era	w-l	app	qs	cq	sho	sv	ip	h	r	er	bb	so	2b	3b	hr	bf	bavg	wp	hbp	bk	sfa	sha
2021	7.75	1-4	15	4	0	0/2	0	33.2	39	35	29	31	32	4	0	4	175	.289	6	3	1	3	3
2022	4.60	3-5	18	3	0	0/0	1	43.0	49	31	22	25	32	12	2	3	204	.288	6	4	0	3	2
2023	6.11	1-3	7	5	0	0/0	0	28.0	29	24	19	10	40	9	1	4	132	.244	3	2	0	0	1
TOTAL	6.02	5-12	40	12	0	0/2	1	104.2	117	90	70	66	104	25	3	11	511	.276	15	9	1	6	6

CAREER HIGHS

 IP | Start 6.1 vs Arkansas-Pine Bluff | 2/17/23
 IP | Relief 4.1 at Illinois State | 3/26/21
 Strikeouts 9 vs Eastern Illinois | 3/10/23
 Walks 6 at Arkansas | 5/11/21
 Hits Allowed 8 at Samford | 2/20/22
 Runs Allowed 7, 2x, last at Louisiana | 3/17/23
 Earned Runs 6, 2x, last at Louisiana | 3/17/23

SEASON HIGHS

 6.1 vs Arkansas-Pine Bluff | 2/17/23
 2.2 vs James Madison | 3/26/23
 9 vs Eastern Illinois | 3/10/23
 2, 3x, last at Louisiana | 3/17/23
 7 vs Missouri State [1] | 3/4/23
 7 at Louisiana | 3/17/23
 6 at Louisiana | 3/17/23

PITCHER BIOS



RIGHT-HANDED PITCHER

ARLON BUTTS 16

 JUNIOR
 CADIZ, KY.
 REND LAKE COLLEGE

BATS	THROWS	HEIGHT	WEIGHT
RIGHT	RIGHT	6-4	175

CAREER STATISTICS

Year	era	w-l	app	qs	cq	sho	sv	ip	h	r	er	bb	so	2b	3b	hr	bf	bavg	wp	hbp	bk	sfa	sha
2023	5.17	2-1	10	0	0	0/0	0	15.2	18	11	9	8	15	1	1	1	74	.290	0	3	0	0	1
TOTAL	5.17	2-1	10	0	0	0/0	0	15.2	18	11	9	8	15	1	1	1	74	.290	0	3	0	0	1

CAREER HIGHS

 IP | Start
 IP | Relief
 Strikeouts
 Walks
 Hits Allowed
 Runs Allowed
 Earned Runs

 3.0 at Louisiana | 3/19/23
 4 vs Illinois State | 2/26/23
 2 vs Missouri State | 1 | 3/4/23
 4, 2x, last at Memphis | 3/22/23
 4 at Memphis | 3/22/23
 3, 2x, last at Memphis | 3/22/23

SEASON HIGHS

 3.0 at Louisiana | 3/19/23
 4 vs Illinois State | 2/26/23
 2 vs Missouri State | 1 | 3/4/23
 4, 2x, last at Memphis | 3/22/23
 4 at Memphis | 3/22/23
 3, 2x, last at Memphis | 3/22/23


RIGHT-HANDED PITCHER

BRIAN VENIARD 21

 JUNIOR
 JACKSONVILLE, FLA.
 FLA. STATE COLLEGE-JACKSONVILLE

BATS	THROWS	HEIGHT	WEIGHT
RIGHT	RIGHT	6-5	215

CAREER STATISTICS

Year	era	w-l	app	qs	cq	sho	sv	ip	h	r	er	bb	so	2b	3b	hr	bf	bavg	wp	hbp	bk	sfa	sha
2023	10.12	0-0	6	0	0	0/1	0	8.0	11	9	9	5	5	2	1	3	39	.324	1	0	0	0	0
TOTAL	10.12	0-0	6	0	0	0/1	0	8.0	11	9	9	5	5	2	1	3	39	.324	1	0	0	0	0

CAREER HIGHS

 IP | Start
 IP | Relief
 Strikeouts
 Walks
 Hits Allowed
 Runs Allowed
 Earned Runs

 2.0 vs Missouri State | 2 | 3/4/23
 2 vs Mississippi Valley State | 1 | 2/28/23
 2 at Central Arkansas | 3/28/23
 4 at Louisiana | 3/18/23
 5 at Louisiana | 3/18/23
 5 at Louisiana | 3/18/23

SEASON HIGHS

 2.0 vs Missouri State | 2 | 3/4/23
 2 vs Mississippi Valley State | 1 | 2/28/23
 2 at Central Arkansas | 3/28/23
 4 at Louisiana | 3/18/23
 5 at Louisiana | 3/18/23
 5 at Louisiana | 3/18/23


LEFT-HANDED PITCHER

JAMES McCORMICK 24

 JUNIOR
 BENTON, ARK.
 UA-RICH MOUNTAIN

BATS	THROWS	HEIGHT	WEIGHT
LEFT	LEFT	6-7	235

CAREER STATISTICS

Year	era	w-l	app	qs	cq	sho	sv	ip	h	r	er	bb	so	2b	3b	hr	bf	bavg	wp	hbp	bk	sfa	sha
2023	9.00	0-0	4	0	0	0/1	0	5.0	4	5	5	4	2	1	0	0	23	.222	1	0	0	1	0
TOTAL	9.00	0-0	4	0	0	0/1	0	5.0	4	5	5	4	2	1	0	0	23	.222	1	0	0	1	0

CAREER HIGHS

 IP | Start
 IP | Relief
 Strikeouts
 Walks
 Hits Allowed
 Runs Allowed
 Earned Runs

 2.0 vs Mississippi Valley State | 1 | 2/28/23
 2 vs Mississippi Valley State | 1 | 2/28/23
 2 at Mississippi State | 3/21/23
 3 at Mississippi State | 3/21/23
 4 at Mississippi State | 3/21/23
 4 at Mississippi State | 3/21/23

SEASON HIGHS

 2.0 vs Mississippi Valley State | 1 | 2/28/23
 2 vs Mississippi Valley State | 1 | 2/28/23
 2 at Mississippi State | 3/21/23
 3 at Mississippi State | 3/21/23
 4 at Mississippi State | 3/21/23
 4 at Mississippi State | 3/21/23


RIGHT-HANDED PITCHER

MAX CHARLTON 25

 JUNIOR
 LENEXA, KAN.
 ST. JAMES ACADEMY

BATS	THROWS	HEIGHT	WEIGHT
RIGHT	RIGHT	6-1	200

CAREER STATISTICS

Year	era	w-l	app	qs	cq	sho	sv	ip	h	r	er	bb	so	2b	3b	hr	bf	bavg	wp	hbp	bk	sfa	sha
2021	10.24	0-2	12	2	0	0/0	0	19.1	39	34	22	11	19	6	0	1	116	.386	2	3	1	1	1
2022	5.67	0-1	21	0	0	0/0	0	27.0	32	22	17	12	25	5	0	1	125	.302	7	1	1	4	4
2023	9.45	0-1	8	0	0	0/0	0	6.2	8	8	7	4	9	0	0	0	33	.286	3	0	0	1	1
TOTAL	7.81	0-4	41	2	0	0/0	0	53.0	79	64	46	27	53	11	0	2	274	.336	12	4	2	6	6

CAREER HIGHS

 IP | Start
 IP | Relief
 Strikeouts
 Walks
 Hits Allowed
 Runs Allowed
 Earned Runs

 3.2 vs Missouri State | 3/10/21
 3.0, 2x, last vs ULM | 5/21/21
 4 at Central Arkansas | 4/20/21
 3, 2x, last at Arkansas | 4/19/22
 7, 2x, last at Illinois State | 3/26/21
 7 at Ole Miss | 5/4/21
 5 at South Alabama | 5/7/22

SEASON HIGHS

 1.0, 6x, last at Mississippi State | 3/21/23
 3 vs Missouri State | 2 | 3/4/23
 2 vs Eastern Illinois | 3/10/23
 2, 3x, last at Mississippi State | 3/21/23
 4 vs Eastern Illinois | 3/10/23
 4 vs Eastern Illinois | 3/10/23

PITCHER BIOS



RIGHT-HANDED PITCHER

**JACOB
CONOVER** 26

JUNIOR

 MIDDLETOWN, DEL.
WALLACE STATE CC - HANCEVILLE

BATS	THROWS	HEIGHT	WEIGHT
RIGHT	RIGHT	5-10	210

CAREER HIGHS

IP | Start
IP | Relief 1.0, 3x, last at Louisiana | 3/17/23
Strikeouts 3 at Louisiana | 3/17/23
Walks 1, 4x, last vs James Madison | 3/26/23
Hits Allowed 5 vs Arkansas-Pine Bluff | 2/19/23
Runs Allowed 5 vs Arkansas-Pine Bluff | 2/19/23
Earned Runs 5 vs Arkansas-Pine Bluff | 2/19/23

SEASON HIGHS

1.0, 3x, last at Louisiana | 3/17/23
3 at Louisiana | 3/17/23
1, 4x, last vs James Madison | 3/26/23
5 vs Arkansas-Pine Bluff | 2/19/23
5 vs Arkansas-Pine Bluff | 2/19/23
5 vs Arkansas-Pine Bluff | 2/19/23

CAREER STATISTICS

Year	era	w-l	app	qs	cq	sho	sv	ip	h	r	er	bb	so	2b	3b	hr	bf	bavg	wp	hbp	bk	sfa
2023	10.38	0-0	6	0	0	0/0	0	4.1	7	6	5	4	9	0	0	1	24	.350	0	0	0	0
TOTAL	10.38	0-0	6	0	0	0/0	0	4.1	7	6	5	4	9	0	0	1	24	.350	0	0	0	0



LEFT-HANDED PITCHER

**AUSTIN
BROCK** 27

SENIOR

 SENATH, MO.
THREE RIVERS COLLEGE

BATS	THROWS	HEIGHT	WEIGHT
LEFT	LEFT	5-11	173

CAREER HIGHS

IP | Start -
IP | Relief 2.0, 2x, last at SEMO | 4/5/22
Strikeouts 3, 2x, last at SEMO | 4/5/22
Walks 3 vs Coastal Carolina | 4/2/22
Hits Allowed 4, 2x, last at Arkansas | 4/20/22
Runs Allowed 4 at Arkansas | 4/20/22
Earned Runs 4 at Arkansas | 4/20/22

SEASON HIGHS

0.2 vs Arkansas-Pine Bluff | 2/19/23
2 vs Arkansas-Pine Bluff | 2/19/23
3 vs Arkansas-Pine Bluff | 2/19/23
1, 2x, last at Louisiana | 3/18/23
1, 2x, last at Louisiana | 3/18/23
1, 2x, last at Louisiana | 3/18/23

CAREER STATISTICS

Year	era	w-l	app	qs	cq	sho	sv	ip	h	r	er	bb	so	2b	3b	hr	bf	bavg	wp	hbp	bk	sfa	sha
2022	5.79	0-1	15	0	0	0/0	0	14.0	19	15	9	13	19	4	1	1	79	.297	1	1	0	0	1
2023	18.00	0-0	2	0	0	0/0	0	1.0	2	2	2	4	3	0	0	1	9	.400	0	0	0	0	0
TOTAL	6.60	0-1	17	0	0	0/0	0	15.0	21	17	11	17	22	4	1	2	88	.304	1	1	0	0	1



RIGHT-HANDED PITCHER

**JAKE
ALGEE** 28

JUNIOR

 BROOKLAND, ARK.
BROOKLAND HS

BATS	THROWS	HEIGHT	WEIGHT
RIGHT	RIGHT	6-1	185

CAREER HIGHS

IP | Start -
IP | Relief 4.0 at Louisiana | 4/10/21
Strikeouts 4, 2x, last at Missouri State | 3/13/22
Walks 3, 2x, last vs Coastal Carolina | 4/2/22
Hits Allowed 4, 2x, last at Ole Miss | 5/4/21
Runs Allowed 4, 2x, last at Ole Miss | 2/23/22
Earned Runs 4, 2x, last at Ole Miss | 2/23/22

SEASON HIGHS

2.0 vs Missouri State | 3/5/23
2, 2x, last vs Missouri State | 3/5/23
1, 3x, last at Central Arkansas | 3/28/23
3, 2x, last at Mississippi State | 3/21/23
3 at Ole Miss | 2/21/23
3 at Ole Miss | 2/21/23

CAREER STATISTICS

Year	era	w-l	app	qs	cq	sho	sv	ip	h	r	er	bb	so	2b	3b	hr	bf	bavg	wp	hbp	bk	sfa	sha
2021	6.67	0-2	20	0	0	0/0	0	29.2	27	22	22	18	17	4	0	5	137	.241	4	4	2	1	2
2022	7.58	0-0	16	0	0	0/0	0	19.0	25	20	16	13	17	6	0	0	103	.333	2	8	0	4	3
2023	4.50	0-0	7	0	0	0/0	1	6.0	8	5	3	3	6	1	0	1	30	.333	2	2	0	1	0
TOTAL	6.75	0-2	43	0	0	0/0	1	54.2	60	47	41	34	40	11	0	6	270	.284	8	14	2	6	5



RIGHT-HANDED PITCHER

**KEVIN
WISEMAN** 29

 REDSHIRT SENIOR
AXTELL, TEXAS
WAGNER

BATS	THROWS	HEIGHT	WEIGHT
RIGHT	RIGHT	6-1	205

CAREER HIGHS

IP | Start 3.1 at N.C. Central | 2/18/18
IP | Relief 4.1 at Bryant | 4/3/21
Strikeouts 6 at Merrimack | 4/18/21
Walks 5, 4x, last at Fairleigh Dickinson | 3/21/21
Hits Allowed 5 at Mount St. Mary's | 4/25/21
Runs Allowed 6 at Virginia | 3/6/19
Earned Runs 6 at Virginia | 3/6/19

SEASON HIGHS

1.0, 4x, last vs Mississippi Valley State [2] | 2/28/23
1 vs Mississippi Valley State [2] | 2/28/23
1, 3x, last vs Eastern Illinois | 3/11/23
1, 2x, last vs Eastern Illinois | 3/11/23
1 vs Eastern Illinois | 3/11/23

CAREER STATISTICS

Year	era	w-l	app	qs	cq	sho	sv	ip	h	r	er	bb	so	2b	3b	hr	bf	bavg	wp	hbp	bk	sfa	sha
2018*	6.75	1-3	5	2	0	0/0	0	13.1	11	10	10	11	10	0	0	0	61	.244	3	2	0	2	1
2019*	8.64	0-1	6	1	0	0/0	0	8.1	6	8	8	13	10	1	0	0	44	.200	3	1	0	0	0
2020*	6.35	0-0	4	0	0	0/0	2	5.2	4	4	4	8	11	1	0	0	29	.200	2	0	0	1	0
2021*	4.56	2-3	11	0	0	0/0	4	25.2	22	14	13	16	38	9	0	2	119	.220	1	1	0	1	1
2022	7.11	0-2	18	0	0	0/0	3	19.0	23	17	15	11	28	5	0	1	93	.295	3	1	0	2	1
2023	2.25	1-1	5	0	0	0/0	1	4.0	3	2	1	0	1	0	0	0	17	.176	1	0	0	0	0
TOTAL	6.26	1-3	23	0	0	0/0	4	23.0	26	19	16	11	29	5	0	1	110	.274	4	1	0	2	1
All*	6.04	4-10	49	3	0	0/0	10	76.0	69	55	51	59	98	16	0	3	363	.238	13	5	0	6	3

PITCHER BIOS



RIGHT-HANDED PITCHER

**GRAYSON
BECKER** **31**

 FRESHMAN
JONESBORO, ARK.
VALLEY VIEW HS

BATS	THROWS	HEIGHT	WEIGHT
RIGHT	RIGHT	6-1	160

CAREER STATISTICS


Year	era	w-l	app	qs	cq	sho	sv	ip	h	r	er	bb	so	2b	3b	hr	bf	bavq	wp	hbp	bk	sfa	sha
2023	54.00	0-0	2	0	0	0/0	0	1.0	6	6	6	5	1	1	1	1	15	.600	0	0	0	0	0
TOTAL	54.00	0-0	2	0	0	0/0	0	1.0	6	6	6	5	1	1	1	1	15	.600	0	0	0	0	0

CAREER HIGHS

IP Start	0.2 vs Eastern Illinois 3/11/23
IP Relief	1 vs Eastern Illinois 3/11/23
Strikeouts	3 at Louisiana 3/17/23
Walks	4 at Louisiana 3/17/23
Hits Allowed	5 at Louisiana 3/17/23
Runs Allowed	5 at Louisiana 3/17/23
Earned Runs	5 at Louisiana 3/17/23

SEASON HIGHS

0.2 vs Eastern Illinois 3/11/23
1 vs Eastern Illinois 3/11/23
3 at Louisiana 3/17/23
4 at Louisiana 3/17/23
5 at Louisiana 3/17/23
5 at Louisiana 3/17/23



RIGHT-HANDED PITCHER

**CHASE
ARMSTRONG** **32**

 FRESHMAN
MARION, ARK.
MARION HS

BATS	THROWS	HEIGHT	WEIGHT
RIGHT	RIGHT	6-3	194

CAREER STATISTICS

Year	era	w-l	app	qs	cq	sho	sv	ip	h	r	er	bb	so	2b	3b	hr	bf	bavq	wp	hbp	bk	sfa	sha
2023	6.39	1-1	6	3	0	0/0	0	12.2	15	10	9	3	15	7	0	1	58	.313	2	3	0	1	3
TOTAL	6.39	1-1	6	3	0	0/0	0	12.2	15	10	9	3	15	7	0	1	58	.313	2	3	0	1	3

CAREER HIGHS

IP Start	4.0, 2x, last vs Central Arkansas 3/14/23
IP Relief	3.0 at Central Arkansas 3/28/23
Strikeouts	5 vs Mississippi Valley State [2] 2/28/23
Walks	2 at Mississippi State 3/21/23
Hits Allowed	5 vs Mississippi Valley State [2] 2/28/23
Runs Allowed	4 at Mississippi State 3/21/23
Earned Runs	4 at Mississippi State 3/21/23

SEASON HIGHS

4.0, 2x, last vs Central Arkansas 3/14/23
3.0 at Central Arkansas 3/28/23
5 vs Mississippi Valley State [2] 2/28/23
2 at Mississippi State 3/21/23
5 vs Mississippi Valley State [2] 2/28/23
4 at Mississippi State 3/21/23
4 at Mississippi State 3/21/23



RIGHT-HANDED PITCHER

**AARON
EVERS** **33**

 JUNIOR
STONEWALL, LA.
MINERAL AREA CC

BATS	THROWS	HEIGHT	WEIGHT
RIGHT	RIGHT	6-3	208

CAREER STATISTICS

Year	era	w-l	app	qs	cq	sho	sv	ip	h	r	er	bb	so	2b	3b	hr	bf	bavq	wp	hbp	bk	sfa	sha
2023	8.38	0-1	7	1	0	0/0	0	9.2	12	9	9	12	8	4	0	1	53	.316	3	2	0	1	0
TOTAL	8.38	0-1	7	1	0	0/0	0	9.2	12	9	9	12	8	4	0	1	53	.316	3	2	0	1	0

CAREER HIGHS

IP Start	1.2 at Memphis 3/22/23
IP Relief	3.0 at Louisiana 3/17/23
Strikeouts	2, 3x, last at Memphis 3/22/23
Walks	4 vs Eastern Illinois 3/10/23
Hits Allowed	4 vs Illinois State 2/26/23
Runs Allowed	4 vs Illinois State 2/26/23
Earned Runs	4 vs Illinois State 2/26/23

SEASON HIGHS

1.2 at Memphis 3/22/23
3.0 at Louisiana 3/17/23
2, 3x, last at Memphis 3/22/23
4 vs Eastern Illinois 3/10/23
4 vs Illinois State 2/26/23
4 vs Illinois State 2/26/23
4 vs Illinois State 2/26/23



RIGHT-HANDED PITCHER

**COBY
GREINER** **35**

 JUNIOR
BRYANT, ARK.
CARL ALBERT STATE COLLEGE

BATS	THROWS	HEIGHT	WEIGHT
RIGHT	RIGHT	6-2	170

CAREER STATISTICS

Year	era	w-l	app	qs	cq	sho	sv	ip	h	r	er	bb	so	2b	3b	hr	bf	bavq	wp	hbp	bk	sfa	sha
2021*	4.82	0-5	14	0	0	0/0	2	28.0	28	19	15	10	28	5	0	1	124	.277	2	8	0	2	3
2023	9.00	0-1	9	0	0	0/0	0	7.0	4	7	7	9	9	0	0	0	32	.174	0	0	0	0	0
TOTAL	9.00	0-1	9	0	0	0/0	0	7.0	4	7	7	9	9	0	0	0	32	.174	0	0	0	0	0
All*	5.66	0-6	23	0	0	0/0	2	35.0	32	26	22	19	37	5	0	1	156	.258	2	8	0	2	3

CAREER HIGHS

IP Start	-
IP Relief	4.1 at Cameron [DH-2] 3/27/21
Strikeouts	5 at Cameron [DH-2] 3/27/21
Walks	3, 2x, last vs Eastern Illinois 3/11/23
Hits Allowed	6, 2x, last at UT Tyler [DH-2] 4/10/21
Runs Allowed	7 at UT Tyler [DH-2] 4/10/21
Earned Runs	7 at UT Tyler [DH-2] 4/10/21

SEASON HIGHS

11 vs Illinois State 2/28/23
3 vs Mississippi Valley State [2] 2/28/23
3, 2x, last vs Eastern Illinois 3/11/23
2 vs Eastern Illinois 3/10/23
4 vs Eastern Illinois 3/11/23
4 vs Eastern Illinois 3/11/23

PITCHER BIOS



RIGHT-HANDED PITCHER

**MICHAEL
FINAN 37**

 JUNIOR
 OMAHA, NEB.
 IOWA WESTERN CC

CAREER HIGHS

IP | Start 1.0 at Ole Miss | 2/21/23
 IP | Relief 3.0 at Mississippi State | 3/21/23
 Strikeouts 2 at Mississippi State | 3/21/23
 Walks 1, 4x, last vs Central Arkansas | 3/14/23
 Hits Allowed 4, 3x, last at Mississippi State | 3/21/23
 Runs Allowed 5 at Ole Miss | 2/21/23
 Earned Runs 4, 2x, last vs Missouri State | 3/5/23

SEASON HIGHS

1.0 at Ole Miss | 2/21/23
 3.0 at Mississippi State | 3/21/23
 2 at Mississippi State | 3/21/23
 1, 4x, last vs Central Arkansas | 3/14/23
 4, 3x, last at Mississippi State | 3/21/23
 5 at Ole Miss | 2/21/23
 4, 2x, last vs Missouri State | 3/5/23

BATS	THROWS	HEIGHT	WEIGHT
RIGHT	RIGHT	6-4	218

CAREER STATISTICS

Year	era	w-l	app	qs	cq	sho	sv	ip	h	r	er	bb	so	2b	3b	hr	bf	bavq	wp	hbp	bk	sfa	sha
2023	13.50	1-2	7	1	0	0/0	0	8.0	22	16	12	4	6	3	0	4	50	.500	1	1	0	1	0
TOTAL	13.50	1-2	7	1	0	0/0	0	8.0	22	16	12	4	6	3	0	4	50	.500	1	1	0	1	0



LEFT-HANDED PITCHER

**JAKOB
FREDERICK 39**

 SENIOR
 SACRAMENTO, CALIF.
 SIERRA COLLEGE

CAREER HIGHS

IP | Start 6.0 vs Texas State | 3/20/22
 IP | Relief 4.0 at Memphis | 5/10/22
 Strikeouts 5 vs Texas State | 3/20/22
 Walks 3 at Samford | 2/19/22
 Hits Allowed 8, 2x, last vs Coastal Carolina | 4/3/22
 Runs Allowed 6, 2x, last at Arkansas | 4/20/22
 Earned Runs 6, 2x, last at Arkansas | 4/20/22

SEASON HIGHS

2.0 at Mississippi State | 3/21/23
 1, 2x, last at Mississippi State | 3/21/23
 2 vs Missouri State [2] | 3/4/23
 4 at Mississippi State | 3/21/23
 3 at Mississippi State | 3/21/23
 3 at Mississippi State | 3/21/23

BATS	THROWS	HEIGHT	WEIGHT
LEFT	LEFT	5-8	170

CAREER STATISTICS

Year	era	w-l	app	qs	cq	sho	sv	ip	h	r	er	bb	so	2b	3b	hr	bf	bavq	wp	hbp	bk	sfa	sha
2022	7.18	1-2	10	5	0	0/0	0	26.1	35	24	21	7	14	10	1	5	122	.324	4	5	0	2	0
2023	9.00	0-0	4	0	0	0/0	0	4.0	5	4	4	2	2	1	0	1	19	.333	0	1	0	1	0
TOTAL	7.42	1-2	14	5	0	0/0	0	30.1	40	28	25	9	16	11	1	6	141	.325	4	6	0	3	0

OVERALL RECORD: 8-14**SUN BELT: 0-4****HOME: 7-8 | AWAY: 1-6 | NEUTRAL: 0-0**

DATE	OPPONENT	W/L	SCORE	A-STATE			OPPONENT			WP	LP	SV	TOG	ATT
				R	H	E	R	H	E					
2/17	ARKANSAS-PINE BLUFF	W	12-2	12	15	0	2	3	1	Jeans (1-0)	R. Little (0-1)	--	2:48	317
2/18	ARKANSAS-PINE BLUFF	W	4-3	4	9	2	3	7	1	Wiseman (1-0)	Lucas (0-1)	--	2:46	427
2/19	ARKANSAS-PINE BLUFF	W	12-8	12	15	0	8	13	4	Kapela (1-0)	B. Little (0-1)	--	3:22	319
2/21	at #4 Ole Miss	L	3-11	3	6	1	11	12	0	Quinn (1-0)	Finan (0-1)	--	3:08	9,799
2/24	ILLINOIS STATE	L	2-6	2	5	3	6	10	1	Salata (2-0)	Jeans (1-1)	Dale (1)	2:18	134
2/25	ILLINOIS STATE	L	8-12	8	11	2	12	15	1	Kubiatowicz (1-0)	Greiner (0-1)	Hart (1)	3:24	189
2/26	ILLINOIS STATE	W	14-10	14	14	0	10	10	4	Butts (1-0)	Wilmoth (0-1)	--	3:13	191
2/28	MISS. VALLEY STATE [1]	W	12-0 (7)	12	12	1	0	2	2	Carmack (1-0)	Snipes (0-1)	--	1:45	254
2/28	MISS. VALLEY STATE [2]	W	3-2 (7)	3	7	2	2	6	2	Armstrong (1-0)	Lewis (0-3)	Wiseman (1)	1:44	254
3/4	MISSOURI STATE [1]	L	3-5	3	7	2	5	10	0	Youngbrandt (1-2)	Evers (0-1)	--	2:54	401
3/4	MISSOURI STATE [2]	L	4-6	4	5	0	6	13	2	Eddington (1-0)	Draper (0-1)	Ziegenbein (1)	2:50	401
3/5	MISSOURI STATE	W	8-7	8	12	0	7	10	1	Finan (1-1)	Bradley (0-1)	Algee (1)	3:24	247
3/10	EASTERN ILLINOIS	L	8-11	8	14	0	11	13	0	Conklin (2-1)	Charlton (0-1)	Ignoffo (2)	3:02	207
3/11	EASTERN ILLINOIS	L	6-12	6	10	1	12	14	2	Robbins (2-1)	Wiseman (1-1)	--	3:36	247
3/14	CENTRAL ARKANSAS	L	4-7	4	6	2	7	9	2	Griffin (1-1)	Finan (1-2)	Busey (2)	2:56	257
3/17	at Louisiana*	L	4-15	4	6	4	15	14	1	Hammond (2-1)	Jeans (1-2)	--	3:07	3,677
3/18	at Louisiana*	L	5-13	5	10	0	13	16	2	Rawls (4-0)	Draper (0-2)	Fluno (2)	2:40	3,734
3/19	at Louisiana*	L	1-3	1	2	2	3	8	1	Nezuh (3-0)	Carmack (1-1)	Marshall (4)	2:11	3,697
3/21	at Mississippi State	L	2-16	2	5	2	16	18	1	Loftin (2-1)	Armstrong (1-1)	--	2:42	9,215
3/22	at Memphis	L	6-7	6	6	2	7	10	0	Ellis (2-1)	Butts (1-1)	Kendrick (7)	3:03	341
3/26	JAMES MADISON*	L	4-9 (10)	4	11	3	9	9	3	Vogatsky (1-0)	Jeans (1-3)	--	3:21	209
3/28	at Central Arkansas	W	10-7	10	8	0	7	9	3	Butts (2-1)	Griffin (2-2)	--	3:25	348



2023 ARKANSAS STATE BASEBALL
Overall Statistics for Arkansas State (as of Mar 28, 2023)
(All games Sorted by Batting avg)

Record: 8-14 Home: 7-8 Away: 1-6 Sun Belt: 0-4

Player	avg	gp-gs	ab	r	h	2b	3b	hr	rbi	tb	slg%	bb	hp	so	gdp	ob%	sf	sh	sb-att	po	a	e	fld%
10 French, Wil	.352	22-22	88	28	31	6	1	2	14	45	.511	18	2	19	0	.472	0	1	6-7	30	55	4	.955
11 Hager, Brandon	.329	22-22	82	17	27	3	0	2	16	36	.439	12	5	31	4	.440	1	0	0-0	37	3	1	.976
1 Jumper, Cross	.303	21-19	66	8	20	7	0	0	12	27	.409	8	4	26	1	.410	0	0	3-3	30	4	1	.971
36 Darcy, Kody	.293	22-22	82	15	24	12	0	2	29	42	.512	12	1	22	0	.381	2	0	0-0	19	52	8	.899
34 Thomas, Hunter	.270	15-10	37	5	10	3	0	1	5	16	.432	4	1	14	2	.349	1	0	0-0	100	14	2	.983
9 Burris, Blake	.262	22-22	84	22	22	9	0	2	12	37	.440	15	1	6	0	.380	0	2	4-6	50	2	1	.981
12 Grier, Allen	.250	21-20	68	12	17	6	2	0	4	27	.397	10	0	22	0	.338	2	0	5-7	37	0	1	.974
4 Toler, Jared	.207	12-7	29	5	6	2	0	0	3	8	.276	4	0	5	0	.303	0	1	0-0	42	3	0	1.000
3 Cail, Daedrick	.186	17-16	59	9	11	3	0	0	11	14	.237	8	1	20	1	.290	1	1	0-0	17	26	5	.896
15 Caskey, Brayden	.179	18-4	28	3	5	0	0	0	2	5	.179	1	0	8	0	.207	0	0	0-0	6	2	1	.889
7 Campbell, Cason	.116	18-12	43	2	5	2	0	0	3	7	.163	1	1	21	0	.152	1	1	0-0	65	9	1	.987
30 VerMaas, Nathan	.300	6-2	10	2	3	1	0	0	1	4	.400	2	0	4	0	.417	0	0	0-0	1	0	0	1.000
2 Carmack, Kyler	.286	9-5	21	2	6	3	0	0	2	9	.429	3	1	6	0	.400	0	0	0-0	12	4	1	.941
19 Hoskyn, John	.263	15-6	19	1	5	1	0	0	1	6	.316	3	0	7	0	.364	0	0	0-0	53	5	0	1.000
17 Williams, Jake Henry	.200	11-0	10	4	2	0	0	0	1	2	.200	2	1	5	0	.385	0	0	0-0	2	0	0	1.000
23 DeButy, Dylan	.095	13-8	21	0	2	1	0	0	0	3	.143	3	1	11	0	.240	0	0	0-0	54	7	2	.968
8 Tollett, Cason	.000	2-1	3	0	0	0	0	0	1	0	.000	0	0	1	0	.000	1	0	0-0	6	0	0	1.000
Totals	.261	22	750	135	196	59	3	9	117	288	.384	106	19	228	8	.363	9	6	18-23	570	202	29	.964
Opponents	.299	22	772	172	231	43	5	23	154	353	.457	110	22	186	15	.397	10	9	50-61	568	168	34	.956

LOB - Team (187), Opp (181). DPs turned - Team (16), Opp (11). IBB - Team (6), Hager 2, Darcy 1, Toler 1, French 1, Burris 1, Opp (3). Picked off - Burris 1.

(All games Sorted by Earned run avg)

Player	era	w-l	app	gs	cq	sho	sv	ip	h	r	er	bb	so	2b	3b	hr	b/avg	wp	hp	bk	sfa	sha
2 Carmack, Kyler	2.67	1-1	8	4	0	0/1	0	27.0	22	16	8	13	26	0	1	1	.218	3	3	1	1	0
18 Draper, Hunter	5.76	0-2	6	6	0	0/0	0	25.0	34	19	16	9	14	5	0	2	.330	2	3	0	1	2
14 Jeans, Tyler	6.11	1-3	7	5	0	0/0	0	28.0	29	24	19	10	40	9	1	4	.244	3	2	0	0	1
29 Wiseman, Kevin	2.25	1-1	5	0	0	0/0	1	4.0	3	2	1	0	1	0	0	0	.176	1	0	0	0	0
5 Kapela, Austin	4.32	1-0	2	2	0	0/0	0	8.1	8	4	4	6	7	2	0	0	.267	2	2	0	0	0
28 Algee, Jake	4.50	0-0	7	0	0	0/0	1	6.0	8	5	3	3	6	1	0	1	.333	2	2	0	1	0
16 Butts, Arlon	5.17	2-1	10	0	0	0/0	0	15.2	18	11	9	8	15	1	1	1	.290	0	3	0	0	1
32 Armstrong, Chase	6.39	1-1	6	3	0	0/0	0	12.2	15	10	9	3	15	7	0	1	.313	2	3	0	1	3
33 Evers, Aaron	8.38	0-1	7	1	0	0/0	0	9.2	12	9	9	12	8	4	0	1	.316	3	2	0	1	0
35 Greiner, Coby	9.00	0-1	9	0	0	0/0	0	7.0	4	7	7	9	9	0	0	0	.174	0	0	0	0	0
24 McCormick, James	9.00	0-0	4	0	0	0/1	0	5.0	4	5	5	4	2	1	0	0	.222	1	0	0	1	0
39 Frederick, Jakob	9.00	0-0	4	0	0	0/0	0	4.0	5	4	4	2	2	1	0	1	.333	0	1	0	1	0
6 Schares, Bryce	9.35	0-0	6	0	0	0/0	0	8.2	13	9	9	5	8	6	0	1	.394	3	0	0	1	2
25 Charlton, Max	9.45	0-1	8	0	0	0/0	0	6.2	8	8	7	4	9	0	0	0	.286	3	0	0	1	0
21 Veniard, Brian	10.12	0-0	6	0	0	0/1	0	8.0	11	9	9	5	5	2	1	3	.324	1	0	0	0	0
26 Conover, Jacob	10.38	0-0	6	0	0	0/0	0	4.1	7	6	5	4	9	0	0	1	.350	0	0	0	0	0
37 Finan, Michael	13.50	1-2	7	1	0	0/0	0	8.0	22	16	12	4	6	3	0	4	.500	1	1	0	1	0
27 Brock, Austin	18.00	0-0	2	0	0	0/0	0	1.0	2	2	2	4	3	0	0	1	.400	0	0	0	0	0
31 Becker, Grayson	54.00	0-0	2	0	0	0/0	0	1.0	6	6	6	5	1	1	1	1	.600	0	0	0	0	0
Totals	6.82	8-14	22	22	0	1/1	2	190.0	231	172	144	110	186	43	5	23	.299	27	22	1	10	9
Opponents	5.37	14-8	22	22	0	0/0	8	189.1	196	135	113	106	228	59	3	9	.261	27	19	2	9	6

PB - Team (5), Hoskyn 2, Thomas 2, DeButy 1, Opp (6). Pickoffs - Team (4), Greiner 1, Thomas 1, Draper 1, Carmack 1, Opp (1). SBA/ATT - Thomas (19-26), DeButy (17-19), Hoskyn (14-16), Jeans (14-15), Carmack (6-8), Evers (4-4), Kapela (2-4), Finan (3-4), Armstrong (2-3), Algee (2-3), Draper (2-3), Greiner (3-3), Butts (3-3), Frederick (2-2), Wiseman (2-2), Veniard (1-2), McCormick (2-2), Conover (2-2), Schares (0-1).



2023 ARKANSAS STATE BASEBALL
Conference statistics for Arkansas State (as of Mar 26, 2023)
(Sun Belt games only Sorted by Batting avg)

Record: 0-4 Home: 0-1 Away: 0-3 Sun Belt: 0-4

Player	avg	gp-gs	ab	r	h	2b	3b	hr	rbi	tb	slg%	bb	hp	so	gdp	ob%	sf	sh	sb-att	po	a	e	fld%
34 Thomas, Hunter	.500	2-1	6	1	3	1	0	1	2	7	1.167	0	0	2	0	.500	0	0	0-0	12	0	0	1.000
4 Toler, Jared	.400	2-1	5	1	2	1	0	0	1	3	.600	0	0	1	0	.400	0	0	0-0	6	0	0	1.000
11 Hager, Brandon	.250	4-4	16	2	4	0	0	1	1	7	.438	1	1	8	1	.333	0	0	0-0	9	1	1	.909
10 French, Wil	.235	4-4	17	1	4	1	0	0	1	5	.294	2	0	2	0	.316	0	1	1-1	8	10	1	.947
1 Jumper, Cross	.214	4-4	14	1	3	2	0	0	0	5	.357	1	1	5	1	.313	0	0	2-2	10	0	1	.909
9 Burris, Blake	.188	4-4	16	2	3	2	0	0	1	5	.313	2	1	1	0	.316	0	0	0-0	15	1	0	1.000
15 Caskey, Brayden	.182	4-3	11	1	2	0	0	0	1	2	.182	0	0	3	0	.182	0	0	0-0	3	0	1	.750
19 Hoskyn, John	.167	2-2	6	0	1	1	0	0	0	2	.333	0	0	1	0	.167	0	0	0-0	9	3	0	1.000
30 VerMaas, Nathan	.167	2-1	6	1	1	0	0	0	0	1	.167	0	0	3	0	.167	0	0	0-0	0	0	0	.000
12 Grier, Allen	.154	4-4	13	2	2	1	0	0	0	3	.231	0	0	5	0	.154	0	0	0-1	6	0	0	1.000
36 Darcy, Kody	.143	4-4	14	1	2	1	0	0	2	3	.214	3	0	5	0	.294	0	0	0-0	1	6	2	.778
7 Campbell, Cason	.000	3-2	6	0	0	0	0	0	0	0	.000	0	0	3	0	.000	0	1	0-0	14	1	0	1.000

17 Williams, Jake Henry	.500	2-0	2	0	1	0	0	0	1	1	.500	0	0	0	0	.500	0	0	0-0	0	0	0	.000
3 Cail, Daedrick	.200	1-1	5	1	1	0	0	0	0	1	.200	0	0	1	0	.200	0	0	0-0	0	2	2	.500
23 DeButy, Dylan	.000	1-1	3	0	0	0	0	0	0	0	.000	0	0	1	0	.000	0	0	0-0	7	0	1	.875
Totals	.207	4	140	14	29	10	0	2	10	45	.321	9	3	41	2	.270	0	2	3-4	102	31	9	.937
Opponents	.320	4	147	40	47	10	2	5	34	76	.517	19	2	28	2	.400	2	1	19-21	111	36	7	.955

LOB - Team (29), Opp (29). DPs turned - Team (2), Opp (2). IBB - Team (0), Opp (1).

(Sun Belt games only Sorted by Earned run avg)

Player	era	w-l	app	gs	cg	sho	sv	ip	h	r	er	bb	so	2b	3b	hr	b/avg	wp	hp	bk	sfa	sha
2 Carmack, Kyler	0.82	0-1	2	2	0	0/0	0	11.0	8	5	1	4	8	0	1	0	.205	1	1	1	1	0
16 Butts, Arlon	2.25	0-0	2	0	0	0/0	0	4.0	4	2	1	1	3	0	0	0	.250	0	0	0	0	0
18 Draper, Hunter	10.38	0-1	1	1	0	0/0	0	4.1	7	5	5	1	1	2	0	1	.350	0	0	0	0	0

33 Evers, Aaron	0.00	0-0	1	0	0	0/0	0	3.0	2	0	0	3	0	0	0	0	.222	0	0	0	0	0
26 Conover, Jacob	0.00	0-0	2	0	0	0/0	0	1.1	0	0	0	1	4	0	0	0	.000	0	0	0	0	0
25 Charlton, Max	0.00	0-0	1	0	0	0/0	0	1.0	0	0	0	0	0	0	0	0	.000	0	0	0	0	0
35 Greiner, Coby	0.00	0-0	1	0	0	0/0	0	0.2	0	0	0	1	0	0	0	0	.000	0	0	0	0	0
6 Schares, Bryce	10.80	0-0	1	0	0	0/0	0	1.2	4	2	2	0	2	0	0	1	.444	0	0	0	0	0
39 Frederick, Jakob	13.50	0-0	1	0	0	0/0	0	0.2	1	1	1	0	1	0	0	0	.500	0	0	0	1	0
14 Jeans, Tyler	19.64	0-2	2	1	0	0/0	0	3.2	9	12	8	3	7	6	0	0	.409	2	1	0	0	1
21 Veniard, Brian	27.00	0-0	1	0	0	0/0	0	1.2	4	5	5	1	0	1	0	1	.444	0	0	0	0	0
27 Brock, Austin	27.00	0-0	1	0	0	0/0	0	0.1	1	1	1	1	1	0	0	1	.500	0	0	0	0	0
37 Finan, Michael	27.00	0-0	1	0	0	0/0	0	0.1	3	2	1	0	1	0	0	0	.750	0	0	0	0	0
31 Becker, Grayson	99.00	0-0	1	0	0	0/0	0	0.1	4	5	5	3	0	1	1	1	.667	0	0	0	0	0
Totals	7.94	0-4	4	4	0	0/0	0	34.0	47	40	30	19	28	10	2	5	.320	3	2	1	2	1
Opponents	2.92	4-0	4	4	0	0/0	2	37.0	29	14	12	9	41	10	0	2	.207	3	3	1	0	2

PB - Team (1), DeButy 1, Opp (1). Pickoffs - Team (2), Greiner 1, Carmack 1. SBA/ATT - DeButy (11-11), Jeans (8-8), Hoskyn (5-7), Carmack (3-5), Butts (3-3), Thomas (3-3), Frederick (2-2), Evers (1-1), Conover (1-1), Greiner (1-1).

2023 ARKANSAS STATE BASEBALL PHOTO ROSTER



1 CROSS JUMPER
OF R/R 6-2 195 RFr.
Jonesboro, Ark.



2 KYLER CARMACK
RHP/OF R/R 6-2 170 RFr.
Cabot, Ark.




3 DAEDRICK CAIL
INF R/R 6-1 220 So.
Marion, Ark.




4 JARED TOLER
1B L/R 6-1 210 Jr.
Benton, Ark.




5 AUSTIN KAPELA
RHP R/R 6-1 205 Jr.
Bridgeville, Del.




6 BRYCE SCHARES
RHP R/R 6-3 216 Jr.
Gilbertville, Iowa




7 CASON CAMPBELL
INF L/R 5-11 175 Fr.
McCrory, Ark.



8 CASON TOLLETT
1B R/R 5-2 205 RSo.
Little Rock, Ark.



9 BLAKE BURRIS
OF L/R 6-0 170 Jr.
Edwardsville, Ill.



10 WIL FRENCH
INF S/R 5-11 190 So.
Jonesboro, Ark.



11 BRANDON HAGER
C R/R 6-1 245 Jr.
Festus, Mo.



12 ALLEN GRIER
OF R/L 5-9 170 Jr.
Atlanta, Ga.



13 WALKER WILLIAMS
LHP L/L 5-11 180 RSo.
Springdale, Ark.



14 TYLER JEANS
RHP R/R 6-4 220 Sr.
Texarkana, Ark.



15 BRAYDEN CASKEY
INF R/R 5-8 170 Jr.
Prairieville, La.



16 ARLON BUTTS
RHP R/R 6-4 175 Jr.
Cadiz, Ky.



17 JAKE HENRY WILLIAMS
OF R/R 6-1 211 So.
Jonesboro, Ark.



18 HUNTER DRAPER
LHP R/L 5-10 210 Jr.
Baton Rouge, La.




19 JOHN HOSKYN
C R/R 6-2 235 Jr.
Stuttgart, Ark.



20 AUGUSTO SCHROEDER
IF R/R 5-10 185 Fr.
Edmond, Okla.



21 BRIAN VENIARD
RHP R/R 6-5 215 Jr.
Jacksonville, Fla.



23 DYLAN DeBUTY
C/1B R/R 6-3 200 Jr.
Sachse, Texas



24 JAMES MCCORMICK
LHP L/L 6-7 235 Jr.
Benton, Ark.




25 MAX CHARLTON
RHP R/R 6-1 200 Jr.
Lenexa, Kan.



26 JACOB CONOVER
RHP R/R 5-10 210 Jr.
Middletown, Del.



27 AUSTIN BROCK
LHP L/L 5-11 173 Sr.
Senath, Mo.



28 JAKE ALGEE
RHP R/R 6-1 185 Jr.
Brookland, Ark.



29 KEVIN WISEMAN
RHP R/R 6-2 205 RSo.
Axtell, Texas



30 NATHAN VerMAAS
OF L/R 6-5 235 Jr.
Omaha, Neb.



31 GRAYSON BECKER
RHP R/R 6-1 160 Fr.
Jonesboro, Ark.



32 CHASE ARMSTRONG
RHP R/R 6-3 194 Fr.
Marion, Ark.



33 AARON EVERS
RHP R/R 6-3 208 Jr.
Stonewall, La.



34 HUNTER THOMAS
C R/R 6-2 200 Jr.
Russell Springs, Ky.



35 COBY GREINER
RHP R/R 6-2 170 Jr.
Bryant, Ark.



36 KODY DARCY
INF R/R 6-2 202 Gr.
Kent, Wash.



37 MICHAEL FINAN
RHP R/R 6-4 218 Jr.
Omaha, Neb.



39 JAKOB FREDERICK
LHP L/L 5-8 170 Sr.
Sacramento, Calif.