Arkansas State

2023 2024

WOMEN'S BASKETBALL REFERENCE GUIDE

HEAD COACH
DESTINEE ROGERS

Arkansas State's 8th Head Women's Basketball Coach

-First African-American female head coach to win a game in school history

-Coached A-State's first SBC Freshman of the Year since 1997 - Lauryn Pedleton

-Coached A-State's first SBC Newcomer of the Year since 1999 - Izzy Higginbottom

TABLE OF CONTENTS

INTRODUCTION

Table of Contents	1
Quick Facts	2

PLAYERS

2023-24 Roster	3
Meet the Red Wolves	4-12

STAFF

Head Coach Destinee Rogers	13-14
Associate Head Coach Lizzie Nessling	15
Assistant Coach Rudy Evans	16
Director of Operations Angelica Alexander	17

REVIEW

2022-23 Game-By-Game Review	18
2022-23 Box Scores	19-24
2022-23 Season Stats	25-27
Sun Belt Conference Recap	28

RESULTS

Year-By-Results	29-45
All-Time Results	46
All-Time vs Opponents	47-54
All-Time Conference Standings	55-57
All-Time Record vs Conferences	58
All-Time vs Ranked/in Overtime	59-60

RECORDS

1,000 Point Scorers	61-64
Scoring Records	65-66
Field Goal Records	67-68
3-Point Records	69-70
Free Throw Records	71
Rebounding Records	72
Assist Records	73
Steals/Blocks/Miscellaneous Records	74
First National Bank Arena Records	75-77
All-Time Coaches	78
Yearly Statistics	79-80

HISTORY

The Last Time It Happened	81-82
All-Time Letterwinners	83-85
All-Time Numbers	86-87
All-Americans	88
Individual Awards & Honors	89-90
Red Wolves in the Pros	91
Sun Belt Conference Championships	92
Conference Tournament History	93-94
1992-93 NWIT Championship	95
NWIT/WNIT Teams	96-101
Postseason History	102
Hall of Honor	103-106

MEDIA

First National Bank Arena	107-108
Locker Room/Practice Facility	108-109
Athletics Performance	110
Athletics Facilities	111
Academic Commitment	112
Arkansas State University	113-114
Jonesboro, Arkansas	115
ASU Administration	116
System President Dr. Charles Welch	117
Chancellor Dr. Todd Shields	118-119
Vice Chancellor for Intercollegiate Athletics Jeff Purinton	120-122
Media Relations	123-124

The 2023-24 Arkansas State Women's Basketball Media Guide is a production of the A-State Athletics Media Relations Office. Written, compiled and edited by Director of Media Relations, Caleb Garner. Cover design by Ashlynn Cash.

QUICK FACTS

UNIVERSITY INFORMATION

Location	Jonesboro, Ark.
Enrollment	14,109
Founded	1909
Nickname	Red Wolves
Colors	Scarlet & Black
President	Dr. Charles Welch
Chancellor	Dr. Todd Shields
Vice Chancellor for Intercollegiate Athletics	Jeff Purinton
Department Phone	(870) 972-3880
Conference	Sun Belt
Arena (Capacity)	First National Bank Arena (10,563)
Press Row Phone	(870) 972-2541
Ticket Office Phone	(870) 972-2781

COACHING STAFF

Head Coach	Destinee Rogers (Central Arkansas, 2012)
A-State Record/Years	21-29/2nd Season
Career Record/Years	Same
Associate Head Coach	Lizzie Nessling (Lincoln, 2016)
Assistant Coach	Rudy Evans (Berea College, '11)
Director of Operations	Angelica Alexander (Xavier [La.], 2014)
Sports Medicine	Caitlynn Morris
Athletics Performance	Tyler Summers

MEDIA RELATIONS

Director/WBB Contact	Caleb Garner
Office Phone	(870) 972-2707
Cell Phone	(870) 316-3382
Office Fax	(870) 972-3367
E-mail	rgarner@astate.edu
Mailing Address	217 Olympic Drive Jonesboro, AR 72401
Radio Network	EAB Red Wolves Sports Network
Flagship Station	95.3/96.9 The Ticket Radio Network
Play-By-Play	Cade Carlton

2023-24 TEAM INFORMATION

2022-23 Overall Record	13-19
2022-23 Home Record	7-7
2022-23 Away Record	4-11
2022-23 Neutral Record	2-1
2022-23 SBC Record/Finish	6-12/11th
2022-23 SBC Home Record	3-6
2022-23 SBC Away Record	3-6
Final 2022-23 NET	251
Returning Starters	5
Letterwinners Returning	7 (4 Guards, 3 Post)
Letterwinners Lost	6 (5 Guards, 1 Post)
Newcomers	6 (3 Guards, 3 Post)

A-STATE WOMEN'S BASKETBALL HISTORY

First Season of Competition	1974-75
All-Time Record (49 seasons)	783-621 (.558)
All-Time Sun Belt Record (32 seasons)	294-217 (.575)
NCAA Appearances	0
WNIT Appearances	10 (Last: 2015-16)
Best WNIT Finish	Champions - 1993

2023-24 SCHEDULE

Date	Opponent	Time
Nov. 6	at South Dakota State	6:00 p.m.
Nov. 9	**NORTHERN ILLINOIS#**	**11:00 A.M.**
Nov. 17	**ARKANSAS**	**7:00 P.M.**
Nov. 21	**HENDRIX**	**7:00 P.M.**
Nov. 28	**ARKANSAS-PINE BLUFF**	**7:00 P.M.**
Dec. 2	at Kansas City	2:00 p.m.
Dec. 9	**LOUISIANA TECH**	**NOON**
Dec. 14	**NORTH ALABAMA**	**7:00 P.M.**
Dec. 17	**LITTLE ROCK**	**2:00 P.M.**
Dec. 21	**UT MARTIN**	**7:00 P.M.**
Dec. 30	**COASTAL CAROLINA***	**1:00 P.M.**
Jan. 4	at James Madison*	6:00 p.m.
Jan. 6	at Marshall*	Noon
Jan. 11	**TEXAS STATE***	**5:00 P.M.**
Jan. 13	**LOUISIANA***	**NOON**
Jan. 17	at South Alabama*	TBA
Jan. 20	at Texas State*	2:00 p.m.
Jan. 25	at ULM*	5:00 p.m.
Jan. 27	at Troy*	2:00 p.m.
Jan. 31	**SOUTH ALABAMA***	**5:00 P.M.**
Feb. 3	**OLD DOMINION***	**NOON**
Feb. 7	at Georgia State*	5:30 p.m.
Feb. 10	at TBA#	TBA
Feb. 15	at Southern Miss*	5:00 p.m.
Feb. 17	at Louisiana*	2:00 p.m.
Feb. 21	**TROY***	**7:00 P.M.**
Feb. 24	**SOUTHERN MISS***	**NOON**
Feb. 27	**ULM***	**7:00 P.M.**
Mar. 1	**APPALACHIAN STATE***	**7:00 P.M.**
Mar. 5-11	SBC Tournament^	

* - Denotes Sun Belt Conference Game
\# - MAC/SBC Challenge (Campus sites)
^ - Sun Belt Conference Tournament (Pensacola, Fla.)

HOME GAMES IN BOLD CAPS
Game times are Central Time and subject to change

2022-23 SEASON RESULTS

Date	Opponent	Result
Nov. 10	at Louisiana Tech	L 56-59
Nov. 14	at UT Martin	L 54-73
Nov. 16	**HENDRIX**	**W 95-50**
Nov. 19	**UTAH STATE**	**W 63-57**
Nov. 22	**RV/#22 OKLAHOMA**	**L 70-95**
Nov. 26	**KANSAS CITY**	**W 79-68 OT**
Nov. 29	at McNeese State	W 102-83
Dec. 8	at North Alabama	L 68-82
Dec. 11	at #21/22 Arkansas	L 63-77
Dec. 15	**GRAMBLING STATE**	**W 79-66**
Dec. 18	at Little Rock	L 44-60
Dec. 29	at ULM*	L 66-81
Dec. 31	at Georgia Southern*	L 86-99
Jan. 5	**TROY***	**L 67-83**
Jan. 7	**APPALACHIAN STATE***	**L 58-59**
Jan. 12	at Southern Miss*	L 36-61
Jan. 14	at Texas State*	L 55-89
Jan. 19	at South Alabama*	W 63-47
Jan. 21	at Louisiana*	L 48-49 OT
Jan. 26	**SOUTHERN MISS***	**L 59-68**
Jan. 28	**MARSHALL***	**L 59-71**
Feb. 2	at Coastal Carolina*	W 69-65
Feb. 4	**OLD DOMINION***	**L 75-87**
Feb. 9	at Troy*	W 98-92
Feb. 11	at James Madison*	L 57-70
Feb. 16	**SOUTH ALABAMA***	**W 78-58**
Feb. 18	**LOUISIANA***	**W 69-59**
Feb. 22	**ULM***	**W 98-73**
Feb. 24	**TEXAS STATE***	**L 79-86**
Feb. 28	vs ULM^	W 76-65
Mar. 1	vs Georgia Southern^	W 81-76 OT
Mar. 3	vs Southern Miss^	L 72-79

* - Denotes Sun Belt Conference Game
^ - Sun Belt Conference Tournament (Pensacola, Fla.)

NUMERICAL

No.	Name	Ht.	Yr.	Pos.	Exp.	Hometown/Last School
0	Jordan Clark	5-7	RJr.	G	RS	Ellisville, Miss. / Jones College
1	Bre Sutton	5-9	Jr.	G	TR	New Orleans, La. / ULM
2	Wynter Rogers	6-0	RSo.	G	TE	Little Rock, Ark. / West Virginia
3	Crislyn Rose	5-8	Fr.	G	HS	Sachse, Texas / Sachse HS
4	Linay Bodden	6-2	So.	F	1L	Bronx, N.Y. / St. Jean Baptiste HS
7	Mailyn Wilkerson	5-6	Jr.	G	2L	Houston, Texas / Trinity Valley CC
14	Emma Imevbore	6-4	Jr.	F	TR	London, England / Lamar
15	Anna Griffin	6-1	Jr.	G/F	1L	Aurora, Ill. / Virginia
23	Izzy Higginbottom	5-7	Jr.	G	1L	Batesville, Ark. / Missouri
24	Lauryn Pendleton	5-9	Jr.	G	2L	Little Rock, Ark. / Little Rock Central HS
25	Kendra Gillispie	6-1	Jr.	F	TR	Oklahoma City, Okla. / Baylor
30	Kiayra Ellis	6-0	Jr.	F	2L	Shreveport, La. / Captain Shreve HS
34	Cheyenne Forney	6-3	Sr.	F/C	TR	Riverside, Calif. / Denver
42	Melodie Kapinga	6-3	Gr.	F/C	1L	Arlington, Texas / UC Irvine

ALPHABETICAL (BY LAST NAME)

No.	Name	Ht.	Yr.	Pos.	Exp.	Hometown/Last School
4	Linay Bodden	6-2	So.	F	1L	Bronx, N.Y. / St. Jean Baptiste HS
0	Jordan Clark	5-7	RJr.	G	RS	Ellisville, Miss. / Jones College
30	Kiayra Ellis	6-0	Jr.	F	2L	Shreveport, La. / Captain Shreve HS
34	Cheyenne Forney	6-3	Sr.	F/C	TR	Riverside, Calif. / Denver
25	Kendra Gillispie	6-1	Jr.	F	TR	Oklahoma City, Okla. / Baylor
15	Anna Griffin	6-1	Jr.	G/F	1L	Aurora, Ill. / Virginia
23	Izzy Higginbottom	5-7	Jr.	G	1L	Batesville, Ark. / Missouri
14	Emma Imevbore	6-4	Jr.	F	TR	London, England / Lamar
42	Melodie Kapinga	6-3	Gr.	F/C	1L	Arlington, Texas / UC Irvine
24	Lauryn Pendleton	5-9	Jr.	G	2L	Little Rock, Ark. / Little Rock Central HS
2	Wynter Rogers	6-0	RSo.	G	TE	Little Rock, Ark. / West Virginia
3	Crislyn Rose	5-8	Fr.	G	HS	Sachse, Texas / Sachse HS
1	Bre Sutton	5-9	Jr.	G	TR	New Orleans, La. / ULM
7	Mailyn Wilkerson	5-6	Jr.	G	2L	Houston, Texas / Trinity Valley CC

PRONUNCIATION GUIDE

Kiayra Ellis	Kee-AIR-uh
Emma Imevbore	im-MEV-bo-RAY
Melodie Kapinga	Ka-PING-a
Wynter Rogers	Like the season
Crislyn Rose	CRISS-lin
Mailyn Wilkerson	May-LINN

#0 GUARD

JORDAN CLARK

RS JUNIOR • RS
5-7

ELLISVILLE, MISS.
JONES COLLEGE

2022-23 | Junior

Redshirted.

Junior College (Jones College)

Played three seasons at Jones College … Helped the Bobcats to three region titles and trips to the NJCAA Division-I national tournament … In 2021-22, averaged 7.1 points per game in 25.5 minutes per contest, starting all 33 games for the 25-8 Bobcats that reached the Final Four … Shot 33.1 percent from 3-point range in 2021-22 … Helped Jones to a 20-1 mark in 2020-21, playing all 21 games and averaging 5.7 points in reserve action … Played in all but one game as a freshman in 2019-20 with one start … Averaged 5.3 points in just under 15 minutes per contest.

Prep

Prepped at South Jones High School … First player in school history to be named to *The Clarion Ledger*'s Dandy Dozen … Averaged 15.1 points, 4.2 rebounds, 3.0 assists and 2.4 steals as a senior … Mississippi/Alabama All-Star … Honor roll student at SJHS.

Personal

Daughter of Hope Gray … Birthday is June 6 … Majoring in sports management.

#1 GUARD

BRE SUTTON

JUNIOR • TR
5-9

NEW ORLEANS, LA.
ULM

2022-23 | Sophomore at ULM

Appeared in all 30 of ULM's games, including 22 starts while averaging a team-high 26.6 minutes per game … Averaged 8.8 points per game and shot 34.8 percent from the floor for the Warhawks, while grabbing 4.2 rebounds per contest … Ranked fifth in the Sun Belt in assists (114), averaging 3.8 per game, and tied for eighth in steals (54) … Tallied 10 or more points in 13 contests, including eight of her last 10 games … Scored a career-high 19 points against Arkansas State (2/22/23), making all seven of her free throws and going 6-for-13 from the floor … Scored 14 points with 7 assists against Southern Miss (2/18/23) … Narrowly missed a double-double, securing 15 points and 9 rebounds against South Alabama (2/9/23) … Recorded a double-double against Coastal Carolina (1/7/23) with 16 points and 13 boards … Scored 13 points with 9 boards versus A-State (12/29/22).

2021-22 | Freshman at ULM

Played in 24 games with seven starts in her debut season, scoring 6.1 points per game while adding 2.2 rebounds, 2.2 assists and 1.5 steals per game … Started seven consecutive games from Jan. 1-Feb. 5 … Scored in double figures six times … Had season-highs in points (17) and rebounds (five) while adding four steals and three assists in a season-best 39 minutes at App State (1/22/22) … Returned to the lineup after a three-game hiatus, scoring five points with four assists and a season-high five steals vs. Ragin' Cajuns (2/19/22) ... Led the team with 15 points to go with four rebounds in 35 minutes at Arkansas State (1/8/22) ... Scored 11 points with four rebounds and two assists vs. UT Arlington (1/1/22) ... Just missed her first double-double with nine points and a career-high eight assists vs. Mississippi Valley State (12/20/21) ... Scored 15 points while matching a career-high with five assists and adding a career-best four steals vs. Northwestern State (12/15/21) ... Reached double-figures for the second consecutive game with 11 points, four rebounds, four assists and two steals vs. Alcorn State (12/4/21) ... Knocked

down a pair of 3-pointers and finished with 11 points, four rebounds, four assists and three steals vs. Louisiana Tech (12/2/21) ... Finished with eight points on 8-of-10 free-throw shooting in 12 minutes at Southern Miss (11/13/21) ... Made collegiate debut, playing five minutes at Grambling (11/9/21).

Prep

Team captain and four-year letterwinner at Warren Easton High School … Ranked the No. 7 overall player in the state of Louisiana for the Class of 2021 by Louisiana Girls Rankings … Four-time All-Metro, All-District and All-State selection and two-time state champion … As a senior in 2020-21, averaged 15 points per game and was named First Team All-Metro, All-District, All-State and appeared in All-Star game … As a junior in 2019-20, averaged 18.5 points, 4.4 rebounds and 3.5 assists per game and was named First Team All-Metro and All-State … As a sophomore in 2018-19, was named First Team All-Metro, All-District and Second Team All-State as she helped Easton to its second consecutive Class 4A state championship … As a freshman in 2017-18, was named All-Metro, All-District and All-State as she helped Easton to the Class 4A state championship … Played AAU basketball for Elfred Peyton Elite out of New Orleans for Mimms and Coach Katie Sterling-Boyd.

Personal

Daughter of Carl Sutton and Sherell Green … Birthday is March 5 … Majoring in sports management.

Sutton's Career Statistics

YR	GP-GS	FG%	3FG%	FT%	REB	AST	BLK	STL	PTS
21-22	24-7	.278	.292	.661	52	53	1	37	146
22-23	30-22	.348	.067	.632	127	114	2	54	265
Total	**54-29**	**.321**	**.205**	**.642**	**179**	**167**	**3**	**91**	**411**

*2021-23 Seasons at ULM

#2 Guard

Wynter Rogers

RS Sophomore • TR
6-0

Little Rock, Ark.
West Virginia

2022-23 | RS Freshman at West Virginia

Made 14 appearances in her first collegiate season at West Virginia … Shot 62.5 percent (5-8) from the field and 71.4 percent (5-7) from the free-throw line … Averaged 1.1 points per game and 0.7 rebounds … Scored 3 points at the foul line at Texas (2/19/23) … Tallied 3 points and a rebound against N.C. Central (11/30/22) … Made her collegiate debut against USC Upstate (11/10/22), scoring 3 points and grabbing 3 rebounds.

2021-22 | Freshman at West Virginia

Redshirted.

Prep

Played for her father, Ronald Rogers, for Little Rock Christian Academy and the Arkansas Mavericks … Garnered all-state and all-conference honors every year of high school … Rated as a 4-star prospect by Prospects Nation … Held a national rank of No. 106 by Collegiate Girls Basketball Report and No. 128 by All-Star Girls Report … Ranked as the No. 14 wing in the class of 2021 by ESPN Hoopgurlz … Averaged 19 points, 10.5 rebounds, 4.0 assists and 2.0 steals per game during her three seasons at LRCA … Led the Warriors to an Arkansas 5A State Championship and was named the MVP of the title game as a sophomore, earning State Player of the Year honors.

Personal

Daughter of Ronald and Angela Rogers … Has three sisters, including A-State head coach Destinee Rogers … Birthday is October 15.

Rogers' Career Statistics

YR	GP-GS	FG%	3FG%	FT%	REB	AST	BLK	STL	PTS
22-23	24-7	.278	.292	.661	52	53	1	37	146
Total	**54-29**	**.321**	**.205**	**.642**	**179**	**167**	**3**	**91**	**411**

*2021-23 Seasons at West Virginia

#3 GUARD

CRISLYN ROSE

FRESHMAN • HS
5-8

SACHSE, TEXAS
SACHSE HS

Prep

Four-year standout at Sachse High School, where she was the District 9-6A Offensive Player of the Year in 2023 after averaging 13.5 points and 3.5 rebounds per game to help the Mustangs claim a share of the district title for the third time in four seasons … Averaged 16.3 points and shot 63 percent from the field as a junior, adding 3.2 steals and 2.5 assists per game to be named District 9-6A MVP … Tabbed district Newcomer of the Year as a freshman.

Personal

Birthday is Oct. 3 … Majoring in finance.

#4 FORWARD

LINAY BODDEN

SOPHOMORE • 1L
6-2

BRONX, N.Y.
ST. JEAN BAPTISTE HS

2022-23 | Freshman

Appeared in two games before a season-ending injury … Scored eight points and grabbed six rebounds in nine minutes played against Hendrix (11/16) … Also played two minutes at McNeese (11/29).

Prep

Prepped at St. Jean Baptiste High School in The Bronx … Honorable mention all-state in 2022 after averaging a double-double in her senior year with 13.2 points per game and 13.1 rebounds per game.

Personal

Daughter of Nadine Creightney … Birthday is Feb. 25.

BODDEN'S CAREER STATISTICS

YR	GP-GS	FG%	3FG%	FT%	REB	AST	BLK	STL	PTS
22-23	2-0	.400	.000	.000	7	0	0	1	8
TOTAL	**2-0**	**.400**	**.000**	**.000**	**7**	**0**	**0**	**1**	**8**

#7 GUARD

MAILYN WILKERSON

JUNIOR • 2L
5-6

HOUSTON, TEXAS
TRINITY VALLEY CC

2022-23 | Sophomore

One of the top 3-point threats in the Sun Belt Conference, averaging a team-best 2.10 treys per game and shooting 37.8 percent from beyond the arc, which ranked second in the Sun Belt, on 65-of-172 … Her 65 makes ranked eighth-most in school history and most by a player since 2015-16 at season's end, while 172 attempts were 10th most … Started in 25 of her 31 games played on the year … Made at least one 3-pointer in 26 contests, including 21 with two or more makes from deep … Knocked down four treys against both UT Martin (11/14) and Hendrix (11/16) en route to 14 and 17 points, respectively … Scored 12 points against McNeese (11/29) and Grambling (12/15), hitting four threes in both games … Tallied 12 points in 15 minutes against Southern Miss (1/26), going 4-for-5 from deep … Helped A-State to a road win at Troy (2/9), leading the charge with a career-high 21 points on 5-of-11 from long range and 6-for-6 at the free-throw line … Scored 16 points and went 8-for-8 at the charity stripe in a win over Louisiana (2/18) … Hit four treys in a 16-point performance against ULM in the first round of the Sun Belt Conference Tournament (2/28) … Scored 13 points in the SBC quarterfinals against Southern Miss (3/3).

2021-22 | Freshman

Led the team with 46 made 3-pointers on 154 attempts (29.9 percent) … Started 23 times in 27 games played, averaging 24.3 minutes … Scored in double figures 10 times … Shot 29.9 percent from the field on 63-of-211 … Averaged 6.9 points per outing and 2.1 assists … Tallied 12 points with four assists at Texas State (2/24) … Scored a career-best 15 points versus Little Rock (2/19) … Recorded 12 points and six dimes against UT Arlington … Had a run of three straight games with 10-plus points – versus ULM (1/8), versus Appalachian State (1/13) and versus Coastal Carolina (1/15) … Tallied 12 points versus Mississippi Valley State (12/14) … Racked up 11 points at Utah State (12/8) … Opened up her career with 13 points against Central Baptist (11/9).

Junior College | Trinity Valley CC

Played one season at Trinity Valley Community College … Played in four games late in the season, but made an impact to TVCC's run to the NJCAA national championship game … Averaged 8.3 points in 24.0 minutes per game, shooting 32.4 percent from the floor … Dean's List scholar in her year of community college.

Prep

Prepped at Summer Creek High School … Helped the Bulldogs reach the Region III-6A Tournament three years in a row, winning the title in 2020 … Named All-Region as a senior … Led SCHS to a 31-5 ledger and the region semifinals … Four-time First Team All-District selection … 2020 McDonald's Tournament MVP … Member of the A&B Honor Roll all four years of high school.

Personal

Daughter of Larry and Terri Wilkerson … Birthday is July 7 … Has one brother … Majoring in business management with career aspirations to work in human resources.

Wilkerson's Career Statistics

YR	GP-GS	FG%	3FG%	FT%	REB	AST	BLK	STL	PTS
21-22	27-23	.299	.299	.650	35	58	0	9	185
22-23	31-25	.379	.378	.833	43	50	0	32	262
TOTAL	**58-48**	**.340**	**.340**	**.760**	**78**	**108**	**0**	**41**	**447**

#14 Forward

Emma Imevbore

Junior • TR
6-4

London, England
Lamar

2022-23 | Sophomore at Lamar

Played in 30 games with five starts, averaging 3.8 points and 4.5 rebounds per game … Scored a season-high 17 points versus Mississippi Valley State (Nov. 25) … Hauled in 15 rebounds at Prairie View A&M (Nov. 16) … Blocked 23 shots, including three at eventual national champion LSU (Dec. 14).

2021-22 | Freshman at Lamar

Played in 17 games as a rookie, averaging 3.8 points and 3.1 rebounds per game … Scored a season-best 17 points at California Baptist (March 5), also grabbing eight rebounds … Blocked 11 shots, including five vs. Seattle (Feb. 12).

Prep/Club

Prepped at King Henry Secondary School in London, England … Played with the U18 London Thunder, where she was team MVP three straight seasons (2018-20) … Averaged a double-double with the Thunder with 37.0 PPG and 15.0 RPG … Also played a season with the Women's Division II London LSBU Thunder, where she averaged a double-double of 22.0 PPG and 10 RPG … Named to the 2019-2020 NBL Division 2 Women South Team of the Year.

Personal

Daughter of Ufuoma Okolo … Birthday is December 26 … Majoring in Information systems and business analytics.

Imevbore's Career Statistics

YR	GP-GS	FG%	3FG%	FT%	REB	AST	BLK	STL	PTS
21-22	17-0	.563	.000	.579	54	2	11	4	65
22-23	30-5	.460	.000	.622	134	4	23	3	115
TOTAL	**47-5**	**.493**	**.000**	**.607**	**188**	**6**	**34**	**7**	**180**

*2021-23 Seasons at Lamar

#15 Guard/Forward

Anna Griffin

Junior • 1L
6-1

Aurora, Ill.
Virginia

2022-23 | Sophomore

A-State's leading rebounder, averaging 7.7 boards per game along with 9.6 points per contest … Only player to start all 32 games for the Red Wolves … Ranked sixth in the Sun Belt in total rebounds (245) and eighth in rebounding average (7.7) … Shot 41.1 percent from the floor (108-263) while owning a 34.9-percent mark from 3-point range (30-86) … Connected on 73.8 percent (62-84) from the foul line … Recorded a team-high five double-doubles on the year … Hauled in 13 rebounds in back-to-back games at UT Martin (11/14) and against Hendrix (11/16), securing a double-double in the latter … Followed it with a double-double effort versus Utah State, recording 10 points with 15 boards … Led the way with 22 points and 10 rebounds versus Troy (1/5), knocking down 4-of-6 from 3-point range … Tallied 15 points and eight boards at South Alabama (1/19) … Scored 16 points with seven rebounds in A-State's win at Troy (2/9) … Notched a career-high 24 points on 10-of-22 shooting (4-8 from 3-point range),

with 10 rebounds at James Madison (2/11) … Recorded a double-double with 10 points and 10 rebounds against ULM (2/28) in the first round of the Sun Belt Conference Tournament.

2021-22 | Freshman at Virginia

Played in three games … Grabbed two rebounds against William and Mary (Dec. 2).

Prep

Prepped at Aurora Christian High School … Two-time News-Gazette All-State second team … 2021 Illinois AP Class 1 All-State .. 2021 McDonald's All-American nominee … Scored over 1500 points in her prep career … Averaged 20.6 points and nine rebounds as a sophomore and 17.8 points and 10.4 boards as a junior … Played two years at Plainfield Central before transferring to Aurora Christian for her junior and senior years.

Personal

Daughter of Anton and Tabitha Griffin … Birthday is Aug. 14 … Majoring in finance.

Griffin's Career Statistics

YR	GP-GS	FG%	3FG%	FT%	REB	AST	BLK	STL	PTS
21-22	3-0	.000	.000	.000	3	0	0	0	0
22-23	23-23	.411	.349	.738	245	33	14	33	308
TOTAL	**35-32**	**.408**	**.345**	**.721**	**248**	**33**	**14**	**33**	**308**

*2021-22 Season at Virginia

#23 Guard

Izzy Higginbottom

Junior • 1L
5-7

Batesville, Ark.
Missouri

2023 Sun Belt Newcomer of the Year
2023 Second Team All-Sun Belt

2022-23 | Sophomore

Sun Belt Conference Newcomer of the Year – A-State's first since Tanisha Johnson in 1999 … Second Team All-Sun Belt honoree … Shot a school-record 91.1 percent from the free-throw line on 102-of-112, leading the Sun Belt Conference and ranking eighth nationally … Finished the season with a streak of 46 consecutive free throws made … Scored 10 or more points in 25 of 29 games played (25 starts), including 12 in a row to end the season … Dropped 20-plus points in six occurrences, including a career-high 28 in A-State's overtime victory over Georgia Southern in the second round of the SBC Tournament (3/1) … Led the Red Wolves in scoring (16.0), assists (3.4) and steals (1.8) … Shot 39.0 percent (163-418) from the floor and nearly 30 percent (29.6) from the perimeter … First Arkansas State player since Aundrea Gamble in 2015-16 to exceed 450 points, 95 assists and 50 steals in a season … Began the season with 11 straight games of 10 or more points scored – the longest streak to open a season by an A-State player since Jane Morrill opened with 15 straight games in double figures in 2012-13 … During that stretch, dropped 26 points on 9-of-19 form the field against Kansas City (11/26), before tallying 18 points and nine assists at McNeese (11/29) … Scored 24 points in A-State's win at Coastal Carolina (2/2), one of five 20-point efforts against league foes … Poured in 24 points on 11-of-22 from the field against South Alabama (2/16) before following it up with 25 points and a 9-for-9 line at the charity stripe against Louisiana (2/18) … Scored 25 points in the regular-season finale against Texas State (2/24) … Led the team with 19 points in A-State's win over ULM in the opening round of the Sun Belt Conference Tournament … Went 11-for-11 from the stripe in her 28-point performance against Georgia Southern (3/1).

2021-22 | Freshman at Missouri

Played in 27 games, averaging 18.4 minutes per game at Missouri, helping the Tigers to the Women's NIT … Averaged 6.0 points and 1.3 rebounds, shooting 38.4 percent from the field and 36.8 percent from 3-point range … Was especially good at the foul line, shooting at a 93.5-percent (29-31) clip … Scored 14 points in Mizzou's WNIT First Round game versus Drake (3/17) … Recorded 15 points and went 8-for-8 at the free-throw line versus Florida (2/27) … Tallied a season-best 18 points versus Idaho State (11/21) en route to being named the SEC Freshman of the Week … Scored 17 points against Saint Louis (11/17) … Opened her collegiate career with 16 consecutive made free throws.

Prep

Prepped at Batesville High School … No. 20-ranked point guard by ESPNW at the No. 97 overall recruit by Prospect Nation … Earned 4A All-State and All-State Tournament honors in 2019, 2020 and 2021 … Led Batesville to the 2019 Class 4A State Championship and a state semifinals appearance in 2020 … Named Tournament MVP during her team's state title run in 2019 … Led the Lady Pioneers in scoring as a senior … Scored an Arkansas High School record 57 points in the 2021 5A State Tournament Quarterfinals.

Personal

Daughter of Rachel and Greg Mosier … Birthday is Dec. 29 … Majoring in exercise science.

Higginbottom's Career Statistics

YR	GP-GS	FG%	3FG%	FT%	REB	AST	BLK	STL	PTS
21-22	27-0	.384	.368	.935	34	32	1	11	162
22-23	29-25	.390	.296	.911	89	98	2	53	465
TOTAL	**56-25**	**.388**	**.319**	**.916**	**123**	**130**	**3**	**64**	**627**

*2021-22 Season at Missouri

#24 Guard

Lauryn Pendleton

Junior • 2L
5-9

Little Rock, Ark.
Little Rock Central HS

2022 Sun Belt Freshman of the Year

2022-23 | Sophomore

Started 24 of her 30 games played, averaging 29.0 minutes per game … Averaged 11.9 points and 5.1 rebounds per game, shooting 37.4 percent from the floor … Connected on 81.3 percent of her free throws, making 100 of 123 … Notched 20 games of 10-plus points scored, including three double-doubles … Finished the season with four straight games with 12 or more points … Opened the season with 13 points and six rebounds at Louisiana Tech (11/10), beginning a run of 11 of 13 games with double-figure points … Recorded a double-double with 12 points and 11 boards against Kansas City (11/26) … Dropped back-to-back 20-point outputs to open conference play at ULM (12/29 – 22 points, 11 rebounds) and at Georgia Southern (12/31 – 24 points) … Scored 23 points and grabbed 10 rebounds, while going 10-for-10 at the foul line at South Alabama (1/19) … Tallied 16 points with seven boards in A-State's win at Troy (2/9) … Notched 19 points against Texas State (2/24) … Scored 15 points in A-State's victory over Georgia Southern in the second round of the Sun Belt Conference Tournament (3/1) … Preseason All-Sun Belt Conference third-team honoree.

2021-22 | Freshman

Sun Belt Conference Freshman of the Year … The first Arkansas State player since 1997 (Julie Hagood) to earn the honor … Played in all 28 games, starting 25 and averaging 28.1 minutes … Averaged 11.3 points and 4.6 rebounds as a rookie, upping that production to 12.4 points and 4.0 boards in conference play … Recorded 17 games of 10 or more points scored … Scored 14 points in the season finale against Coastal Carolina (3/2) … Scored a season-high 25 points on 10-of-16 shooting, including 5-of-6 from 3-point range in A-State's 82-75 win at UT Arlington (2/26) … Scored 10-plus in a stretch of seven games, beginning with a 21-point/7-rebound output at Troy (1/22) … Led the

way with 16 points off the bench at Georgia Southern (12/30) … Tallied 18 points and seven boards versus Northwestern State (12/2) … Recorded a double-double of 13 points and 13 rebounds against Ozarks (11/23) … Opened her career with three-straight double-digit point outings – 19 versus Central Baptist (11/9), 15 at Oklahoma (11/12) and 13 versus McNeese (11/15).

Prep

Prepped at Little Rock Central High School … Scored over 1,000 points in her high school career … Named All-State as a junior, averaging 14 points, three rebounds and an assist … Two-time all-conference … As a sophomore, averaged 15 points and six boards … Part of the OTA Elite club team that qualified for the USA Women's 3x3 U18 National Championship in 2018.

Personal

Daughter of Andre Pendleton and Monica Simpson … Birthday is Dec. 14 … Majoring in creative media production.

Pendleton's Career Statistics

YR	GP-GS	FG%	3FG%	FT%	REB	AST	BLK	STL	PTS
21-22	28-25	.396	.344	.851	129	53	4	33	316
22-23	30-24	.374	.275	.813	153	63	3	40	357
TOTAL	**58-49**	**.385**	**.309**	**.826**	**282**	**116**	**7**	**73**	**673**

#25 FORWARD

KENDRA GILLISPIE

JUNIOR • TR
6-1

OKLAHOMA CITY, OKLA.
BAYLOR

2022-23 | Sophomore at Baylor

Played in 12 games with her first career start against HCU… Tallied a career-high 10 points versus the Huskies (12/4/22) … Pulled down a career-high seven boards and had one assist against TCU (12/31/22)… Logged a career high of 22 minutes versus SMU (11/15/22).

2021-22 | Freshman at Baylor

Made her collegiate debut at UT Arlington … Recorded her first career points as a Bear against New Orleans … Logged a career-high 21 minutes against Alcorn … Scored a career-high six points against North Texas … Pulled down a career-high five boards vs. Alcorn … Made her Big 12 debut at West Virginia where she finished with five points on 2-for-4 shooting.

Prep

Ranked No. 58 overall and was the No. 10-ranked forward on the espnW HoopGurlz Top 100 for the class of 2021 … Played her first two seasons of high school ball at Norman High School, where she led her team to an Oklahoma Class 6A State title … As a sophomore she put up 20.8 points, 13.9 rebounds and 3.0 blocks per contest … Transferred to Harding Charter Prep for final two seasons … As a junior, she helped her new team to a 22-8 record and followed in her senior campaign by averaging 26.8 points per contest on the way to Class 4A All-State honors from *The Oklahoman* … She played for her mother, Latesha Woods, at Harding Charter Prep and was a member of two AAU teams, including OKC Lions Elite and Jason Terry Lady Jets … Also competed in track and field in high school and won a state title in the shot put with Norman High School.

Personal

Daughter of Latesha Woods and the late Devin Gillispie, and step father Justin Woods … Birthday is October 15 … Majoring in child development and family studies.

Gillispie's Career Statistics

YR	GP-GS	FG%	3FG%	FT%	REB	AST	BLK	STL	PTS
21-22	15-0	.400	.000	.833	21	3	1	1	30
22-23	12-1	.417	.000	.444	39	4	0	2	48
TOTAL	**27-1**	**.411**	**.000**	**.600**	**60**	**7**	**1**	**3**	**78**

*2021-23 Seasons at Baylor

#30 FORWARD

KIAYRA ELLIS

JUNIOR • 2L
6-0

SHREVEPORT, LA.
CAPTAIN SHREVE HS

2022-23 | Sophomore

Appeared in all 32 games, drawing five starts and averaging 18.5 minutes per game … Shot 37.0 percent (54-146) from the field and averaged 3.8 points to go along with 4.3 rebounds per contest … Led the team with 25 blocked shots … Grabbed eight rebounds against nationally-ranked Oklahoma (11/22) … Score 10 points on 5-of-8 shooting versus Kansas City (11/26) and at North Alabama (12/8) … Recorded 11 points and seven boards at Georgia Southern (12/31) … Hauled in 12 rebounds at South Alabama (1/19) … Notched her first career double-double with 12 points and 10 boards against the Jaguars in Jonesboro (2/16).

2021-22 | Freshman

Played in all 28 games, starting in four … Averaged 14.0 minutes per game, scoring 2.3 points and grabbing 2.9 rebounds per contest … Shot 35.4 percent from the field (29-of-82) … Grabbed seven rebounds versus Little Rock (2/19) to go along with four points … Hauled in a season-best eight boards at Troy (1/22) … Scored a season-high six points with six rebounds against Mississippi Valley State (12/14).

Prep

Prepped at Captain Shreve High School, where she led the Gators to the 2021 state title as tournament MVP … Helped CSHS to two state titles (2019, 2021) and four district championships … Honorable mention All-District 1-5A selection in 2019-20.

Personal

Daughter of LaQueena Ellis … Birthday is Feb. 11.

ELLIS' CAREER STATISTICS

YR	GP-GS	FG%	3FG%	FT%	REB	AST	BLK	STL	PTS
21-22	28-4	.354	.500	.625	80	6	13	18	64
22-23	32-5	.370	.000	.452	137	19	25	36	122
TOTAL	**60-9**	**.364**	**.125**	**.487**	**217**	**25**	**38**	**54**	**186**

#34 FORWARD/CENTER

CHEYENNE FORNEY

SENIOR • TR
6-3

RIVERSIDE, CALIF.,
DENVER

2022-23 | Junior at Denver

Played in 26 of Denver's 30 games … Averaged 7.2 minutes per game, 1.9 points per game and 1.4 rebounds per game … Added 11 blocks, 9 steals and 5 assists.

2021-22 | Sophomore at Denver

Played in 27 games … Averaged 13.9 minutes per game … Shot 54 percent from the field … Made 70 percent of free throws … Scored in double digits on four occasions … Recorded a double-double against Butler (12/10/21), scoring a season-high 19 points and collecting 10 rebounds.

2020-21 | Freshman at Denver

Made her college debut against Air Force (11/25/20) … Scored a season-high nine points in big win over Colorado (12/8/20) ... Pulled down a season-high two rebounds on three occasions ... Shot 85 percent from the charity stripe.

Prep

Named All-Palomares League, All-Area First-Team, Hurrieta Valley Nighthawk Tip-Off All-Tournament Team, and All-Tournament at the 18th Annual Santa Aha Elks Classic as a junior... earned Inland Area Girls Athlete of the Week during the 2017-18 season... tabbed to California All-State by CaliHiSports in 2017-18... averaged 24.5 points and 14.0 rebounds and 3.0 blocks per game in high school... named All-Mt. Baldy League during her high school career... earned All-Academic Palomares League in 2018-19... was a Titans Scholar Athlete from 2016-19.

Personal

Daughter of Rachel Rosario … Birthday is August 3.

FORNEY'S CAREER STATISTICS

YR	GP-GS	FG%	3FG%	FT%	REB	AST	BLK	STL	PTS
20-21	13-0	.400	.500	.857	11	2	3	1	20
21-22	27-3	.544	.286	.700	74	11	10	9	109
22-23	26-0	.479	.083	.429	36	5	11	9	50
TOTAL	**66-3**	**.507**	**.217**	**.682**	**121**	**18**	**24**	**19**	**179**

*2020-23 SEASONS AT DENVER

PLAYERS

#42 FORWARD/CENTER

MELODIE KAPINGA

GRADUATE STUDENT • 1L
6-3

ARLINGTON, TEXAS
UC IRVINE

2022-23 | Senior

Appeared in all 32 games, starting in 27 in the post … Averaged 5.6 points and 6.4 rebounds per game, including 109 total offensive boards – second-most in the conference … Shot a team-best 52.3 percent from the field … Opened the season with 12 rebounds at Louisiana Tech (11/10) … Scored a career-best 17 points with nine boards against Hendrix (11/16) … Followed it two games later with 10 points and seven rebounds against nationally-ranked Oklahoma (11/22) … Grabbed 11 rebounds versus Kansas City (11/26) … Just missed a double-double with 10 points and nine rebounds against Grambling (12/15) … Scored eight points with 10 rebounds at Southern Miss (1/12) … Hauled in 12 boards versus Marshall (1/28) … Scored 11 points on 5-of-5 from the floor against Old Dominion (2/24) … Registered 10 rebounds in the regular-season finale against Texas State.

2021-22 | Junior at UC Irvine

Played in 30 games for UC Irvine … Averaged 1.4 points and 2.0 rebounds in 6.4 minutes per contest … Notched six points, seven rebounds, two steals, one assist and one block against UC San Diego (Jan. 11) … Registered a double-double with 11 points and 10 boards in a win over Westcliff (Nov. 9).

2020-21 | Sophomore at UC Irvine

Made 17 appearances, averaging 5.5 minutes played with 1.5 points and 1.2 boards … Scored a career-best 12 points on 4-for-5 shooting versus Westmont (Dec. 9) … Grabbed five boards against Cal Baptist.

2019-20 | RS Freshman at UC Irvine

Logged 5.9 minutes per game in 17 appearances, averaging 1.1 points and 1.9 rebounds … Made her collegiate debut with a season-best six boards.

2018-19 | Freshman at UC Irvine

Did not play.

Prep

Prepped at MacArthur Irving High School … Two-time All-District pick … Averaged a double-double as a senior with 10.3 points and 10.1 boards per outing … Regional finalist in the shot put.

Personal

Daughter of Mireielle Katuku and Francis Muteba … Birthday is April 4 … Majoring in business management.

KAPINGA'S CAREER STATISTICS

YR	GP-GS	FG%	3FG%	FT%	REB	AST	BLK	STL	PTS
19-20	17-0	.391	.000	.111	33	2	2	0	19
20-21	17-0	.421	.000	.474	20	3	1	1	25
21-22	30-3	.400	.000	.476	60	4	6	8	42
22-23	32-27	.523	.000	.519	206	11	13	12	178
TOTAL	**96-30**	**.477**	**.000**	**.476**	**319**	**20**	**22**	**21**	**264**

*2019-22 SEASONS AT UC IRVINE

Destinee ROGERS

HEAD COACH

Second Year • Record: 21-29 • Central Arkansas '12

DESTINEE ROGERS' CAREER COACHING RECORD

School	Season	Overall		Conference	
A-State	2021-22*	8-10	.444	5-9	.357
A-State	2022-23	13-19	.406	6-12	.333
Career	**2 YEARS**	**21-29**	**.420**	**11-21**	**.344**

**Interim Head Coach*

Destinee Rogers is entering her second full season as head coach of the Arkansas State women's basketball program. She was named the eighth all-time head coach on March 13, 2022, after completing the 2021-22 season - her third on staff - as the team's interim head coach.

2022-23

Rogers' first full season at the helm ended with a 13-19 overall mark and 6-12 ledger in conference play, but the Red Wolves finished strong with wins in seven of their last 11 contests. In that final stretch run, A-State reached the quarterfinals of the Sun Belt Conference Tournament for the first time since 2017, winning two games at the league tourney for the first time since 2015.

Under her guidance, guard Izzy Higginbottom garnered Sun Belt Conference Newcomer of the Year honors, becoming the first A-State player since 1999 to earn the honor. Higginbottom was among the league's top offensive threats, leading the team in scoring (16.0), assists (3.4) and steals (1.8), while shooting a school-record 91.1 percent from the free-throw line. Higginbottom was also the first A-State player since Aundrea Gamble (2015-16) to exceed 450 points, 95 assists and 50 steals in a season.

2021-22

In her first game as the team's interim head coach on Dec. 14, Rogers made history as the first African-American female head coach to win a game in school history, defeating Mississippi Valley State 81-47. With her hiring as the team's full-time head coach, she made even more history, becoming the first African-American woman head coach in A-State Athletics history.

Under her watch, A-State won six of her first seven games at the helm, including a 3-1 start to Sun Belt Conference play before losing leading scorer Keya Patton to a season-ending injury. Despite having one of their most dynamic players sidelined with an injury, the Red Wolves remained competitive down the stretch of the regular season as they dropped only one contest by more than double digits before closing with an 82-75 road victory at eventual Sun Belt Conference tournament champion UT Arlington.

Rogers guided guard Lauryn Pendleton to Sun Belt Conference Freshman of the Year laurels – just the second player to earn the honor in program history and the first since 1997.

2019-21: ASSISTANT COACH/ASSOCIATE HEAD COACH

The Strong, Ark., native joined the A-State women's basketball program in 2019 as an assistant coach before being elevated to associate head coach in 2020. Rogers also owns experience as a head coach at the high school level in the state of Arkansas, serving as the girls' head coach at El Dorado High School from 2016-19. During those three seasons, she guided the Wildcats to a 52-28 record, including a 21-8 mark in her first season with a state semifinal finish.

BEFORE ARKANSAS STATE

Rogers' first full-time coaching assignment came at her alma mater of Central Arkansas, where she also was a three-year starter at point guard for the Sugar Bears. She helped UCA to a 78-45 ledger in her time as an assistant coach, including 45-18 in the final two seasons. She helped recruit and develop two Southland Conference Players of the Year, a Southland Conference Freshman of the Year and eight all-league players.

Following her playing career at UCA, Rogers spent four seasons on the bench for the Sugar Bears with one season as a graduate assistant (2012-13) and three more as an assistant coach (2013-16). In the 2015-16 season, Rogers helped guide the Sugar Bears to their first NCAA Tournament and a program record 28 wins, regular-season record 26 victories and Southland Conference program record win total of 16.

HEAD COACH
DESTINEE ROGERS

PLAYING CAREER
A three-year starter at UCA, Rogers finished her playing career averaging 7.4 points, 3.2 assists and 2.3 rebounds per game with more than 100 3-point field goals to her credit. She helped UCA to the 2012 Southland Conference Championship and was the floor general when the program made its first Division I postseason appearances, hosting UAB in the 2011 WBI and traveling to Oklahoma State in the 2012 WNIT.

PERSONAL
Rogers earned her Bachelor of Science degree in Health Sciences in 2012 and a Master of Science in Health Sciences in 2014.

ROGERS VERSUS OPPONENTS

APP STATE	**1-1**	Miss. Valley State	1-0
ARKANSAS	**0-1**	**NORTH ALABAMA**	**0-1**
COASTAL CAROLINA	**2-1**	Oklahoma	0-1
Georgia Southern	1-2	**OLD DOMINION**	**0-1**
Grambling State	1-0	**SOUTH ALABAMA**	**2-1**
HENDRIX	**2-0**	**SOUTHERN MISS**	**0-3**
JAMES MADISON	**0-1**	SIU-Edwardsville	1-0
KANSAS CITY	**1-0**	**TEXAS STATE**	**0-4**
LITTLE ROCK	**0-3**	**TROY**	**1-2**
LOUISIANA	**1-2**	**ULM**	**4-1**
LOUISIANA TECH	**0-1**	UT Arlington	1-1
MARSHALL	**0-1**	**UT MARTIN**	**0-1**
McNeese State	1-0	Utah State	1-0

THE ROGERS FILE
Hometown: Strong, Ark.
Birthday: November 8
High School: Camden Fairview HS
Junior College: Carl Albert State College (Okla.) - 2009-10
College: Central Arkansas, 2012 (B.S.)/2014 (M.S.)
Years in coaching: 10
Twitter: @Coach_Dezz

COACHING ASSIGNMENTS YEAR-BY-YEAR

Years	School	Position	Postseason/Notables
2012-13	Central Arkansas	Graduate Assistant	Southland Conference Reg. Season Champions
2013-16	Central Arkansas	Assistant Coach	2016 NCAA Tournament
2016-19	El Dorado HS (Ark.)	Head Girls' Coach	52-28 record; 2017 state semifinals
2019-20	Arkansas State	Assistant Coach	
2020-21	Arkansas State	Associate Head Coach	
2021-22	Arkansas State	Interim Head Coach	First win: Dec. 14 vs MVSU
2022-pres.	Arkansas State	Head Coach	Hired: March 13, 2022

AWARDS AND HONORS/NOTABLES
- Coached two Southland Conference Players of the Year and eight all-SLC players at UCA
- Helped UCA to a 78-45 record as an assistant
- Named A-State's Interim Head Coach on Dec. 14, 2021.

Lizzie NESSLING

ASSOCIATE HEAD COACH

Fourth Year • Lincoln University '16

Lizzie Nessling is entering her fourth season on the Arkansas State women's basketball staff. She joined as an assistant coach prior to the 2020-21 season after two seasons as an assistant at Seward County CC in Kansas.

The Chicago native has been a key part of recruiting impact players over the past three seasons, and was promoted to the title of Associate Head Coach by first-year head coach Destinee Rogers entering the 2022-23 season.

In the 2019-20 campaign, her final year at SCCC, Nessling helped coach Seward to a 25-7 mark and the Region VI tournament semifinals. She aided in coaching two WBCA All-Americans, while also being responsible for recruiting both 2019-20 KJCCC Co-Freshmen of the Year (Tianna Johnson and Leilani Augmon). In the summer prior to the 2019-20 campaign, Nessling was selected to coach in the NJCAA Top 40 Showcase.

In 2018-19, she helped guide the Lady Saints to a Jayhawk West Conference Championship, Region VI Runner-up, NJCAA Sweet 16 appearance and a regular-season No. 2 finish in the national poll with a 30-4 overall record. She also took part in coaching multiple all-region and all-conference players.

Prior to Seward, Nessling spent two years as an assistant at University of Saint Mary in Leavenworth, Kansas, where the Lady Spires won 37 games in her two years, reaching the semifinals of the KCAC Tournament in both seasons.

As a player, she was a two-time captain for Lincoln University's women's basketball team where she received the "Glue Guy" Award for two straight years and was recognized as the True Blue 2016 Athlete of the Year her senior year. She also took the program from a 5-win season to tying the program history record for most MIAA conference wins and the best conference finish.

Nessling earned her master's degree in Business Administration from University of Saint Mary in 2018 and her bachelor's degree in Business Administration from Lincoln University in 2016.

ASSISTANT COACH
RUDY EVANS

Rudy EVANS

ASSISTANT COACH

First Year • Berea College '11

Rudy Evans is entering his first season on the Arkansas State women's basketball staff after being hired as an assistant coach by head coach Destinee Rogers ahead of the 2023-24 season.

No stranger to the Sun Belt Conference, Evans joins Rogers' staff after spending the last two seasons at Marshall. The Cleveland, Ohio, native spent one season as Director of Basketball Operations before being elevated to assistant coach and recruiting coordinator for the 2022-23 season.

Prior to his stint in Huntington, Evans spent the 2020-21 season at Notre Dame College as an assistant coach/director of player development. He also spent the 2019-20 season at Division-II Urbana University as the program's top assistant, helping the Blue Knights enjoy their most successful season in four years.

Evans' previous stops include three seasons at NAIA Lourdes University, as well as three years at his alma mater Berea College in Kentucky. There, he helped recruit five All-Americans and a conference Newcomer of the Year.

Evans also gained coaching experience through AAU teams and helping with the women's program at Berea. He was head coach of the Kentucky Premier Women's AAU team in 2015-16, helping a pair of student-athletes earn Division-I scholarships.

Angelica ALEXANDER

DIRECTOR OF OPERATIONS

Second Year • Xavier (La.) '16

Angelica Alexander joined the Arkansas State women's basketball program as director of basketball operations ahead of the 2022-23 season.

Alexander joined Destinee Rogers' staff after spending the last several years in a variety of roles on the A-State campus. The Shreveport, La., native was most recently an administrative specialist for A-State athletics, working daily alongside the Red Wolves' volleyball and men's and women's basketball staffs.

A former two-sport letter winner at Xavier University of Louisiana in New Orleans, Alexander spent three seasons (2017-20) as a manager for the Red Wolves' men's basketball team while she earned her master's degree in exercise science from A-State.

At Xavier (La.), Alexander spent three seasons as part of the Golden Nugget women's basketball program, while competing four years in outdoor track and field. She was a three-time all-conference performer in the high jump, while earning All-America honors in 2014.



2022-23 REVIEW
GAME-BY-GAME

Record	Overall	Home	Away	Neutral
All Games	13-19	7-7	4-11	2-1
Conference	6-12	3-6	3-6	0-0
Non-Conference	7-7	4-1	1-5	2-1

Date	Opponent		Score		Att.	High Points	High Rebounds
Nov. 10	at Louisiana Tech		56-59	L	2,948	Lauryn Pendleton (13) Izzy Higginbottom (13)	Melodie Kapinga (12)
Nov. 14	at UT Martin		54-73	L	1,309	Mailyn Wilkerson (14)	Anna Griffin (13)
Nov. 16	HENDRIX	W	95-50		1,235	Izzy Higginbottom (19)	Anna Griffin (13)
Nov. 19	UTAH STATE	W	63-57		1,146	Keya Patton (15)	Anna Griffin (15)
Nov. 22	RV/#22 Oklahoma		70-95	L	3,686	Izzy Higginbotton (15)	Anna Griffin (9)
Nov. 26	KANSAS CITY	W[OT]	79-68		894	Izzy Higginbottom (26)	Melodie Kapinga (11) Lauryn Pendleton (11)
Nov. 29	at McNeese State	W	102-83		1,311	Keya Patton (20)	Anna Griffin (9)
Dec. 8	at North Alabama		68-82	L	377	Leilani Augmon (14)	Anna Griffin (13)
Dec. 11	at #22 Arkansas		63-77	L	3,826	Izzy Higginbottom (19)	Melodie Kapinga (8)
Dec. 15	GRAMBLING	W	79-66		1,358	Izzy Higginbotton (19)	Melodie Kapinga (9)
Dec. 18	at Little Rock		44-60	L	1,831	Izzy Higginbottom (13)	Leilani Augmon (10)
Dec. 29	at ULM*		66-81	L	826	Lauryn Pendleton (22)	Lauryn Pendleton (11)
Dec. 31	at Georgia Southern*		86-99		453	Lauryn Pendleton (24)	Kiayra Ellis (7)
Jan. 5	TROY*		67-83	L	1,032	Anna Griffin (22)	Anna Griffin (10)
Jan. 7	APPALACHIAN STATE*		58-59	L	1,014	Izzy Higginbottom (16)	Melodie Kapinga (8)
Jan. 12	at Southern Miss*		36-61	L	850	Melodie Kapinga (8) Mailyn Wilkerson (8)	Melodie Kapinga (10)
Jan. 14	at Texas State*		55-89	L	716	Keya Patton (13) Anna Griffin (13)	Melodie Kapinga (8)
Jan. 19	at South Alabama*	W	63-47		300	Lauryn Pendleton (23)	Kiayra Ellis (12)
Jan. 21	at Louisiana*		48-49	L[OT]	727	Izzy Higginbottom (12)	Leilani Augmon (10)
Jan. 26	SOUTHERN MISS*		59-68	L	1,014	Leilani Augmon (14) Lauryn Pendleton (14)	Melodie Kapinga (8)
Jan. 28	MARSHALL*		59-71	L	1,117	Izzy Higginbottom (18)	Melodie Kapinga (12)
Feb. 2	at Coastal Carolina*	W	69-65		501	Izzy Higginbottom (24)	Lauryn Pendleton (9)
Feb. 4	OLD DOMINION*		75-87	L	1,402	Izzy Higginbottom (19)	Anna Griffin (7)
Feb. 9	at Troy*	W	98-92		3,213	Mailyn Wilkerson (21)	Lauryn Pendleton (7) Anna Griffin (7)
Feb. 11	at James Madison*		57-70	L	3,737	Anna Griffin (24)	Anna Griffin (10)
Feb. 16	SOUTH ALABAMA*	W	78-58		1,026	Izzy Higginbottom (24)	Kiayra Ellis (10)
Feb. 18	LOUISIANA*	W	69-59		1,353	Izzy Higginbottom (25)	Anna Griffin (10)
Feb. 22	ULM*	W	98-73		1,024	Izzy Higginbottom (19)	Anna Griffin (10)
Feb. 24	TEXAS STATE*		79-86	L	1,007	Izzy Higginbottom (25)	Melodie Kapinga (10)
Feb. 28	vs ULM^	W	76-65		-	Izzy Higginbottom (19)	Lauryn Pendleton (6) Izzy Higginbottom (6)
March 1	vs Georgia Southern^	W[OT]	81-76		500	Izzy Higginbottom (28)	Lauryn Pendleton (7)
March 3	vs Southern Miss^		72-79	L	-	Anna Griffin (17)	Lauryn Pendleton (7)

* = Conference Game
^ = SBC Tournament (Pensacola, Florida)

Attendance Summary	Games	Attendance*	Avg/Game*
Home	14	18,308	1,308
Away	15	22,925	1,528
Neutral	3	500	167
Total	32	41,733	1,304

Official Basketball Box Score - Final
Arkansas St. at Louisiana Tech
11/10/22 Thomas Assembly Center, Ruston
2022-23 Women's Basketball

Game Time: 11:30 AM
Game Duration: 1:49
Attendance: 2,948

Officials: Chaney Maench, Sarah Fleming, Travis Jones

Arkansas St. - 55 Record: 0-1

No.	Name	Min	FG M-A	3P M-A	FT M-A	Rebounds OR	DR	TOT	PF	FD	TP	AS	TO	ST	Blocks BS	BA	+/-
42	Melodie Kapinga	C	31:17	1-3	0-0	3-4	5	7	12	2	3	5	0	2	1	1	0	-2
11	Mailyn Wilkerson	G	29:11	3-8	3-7	0-0	0	1	1	2	2	9	3	1	0	0	0	7
15	Annaliese Griffin	G	35:14	3-10	2-5	1-1	1	4	5	2	2	9	0	3	1	0	0	2
23	Izzy Higginbottom	G	36:18	6-17	1-7	0-1	0	2	2	1	2	13	4	5	2	0	0	-7
24	Lauryn Pendleton	G	36:36	4-6	1-1	4-4	2	4	6	3	4	13	2	3	1	0	0	5
30	Kiayra Ellis		13:29	1-3	0-2	2-2	0	3	3	4	1	4	1	1	1	0	0	-6
1	Jade Upshaw		09:00	1-8	1-4	0-0	1	1	2	0	0	3	0	0	0	0	0	-3
3	Tieriney Echols		06:55	0-2	0-0	0-0	1	0	1	0	0	0	0	0	0	0	2	-3
Team						2	1	3				0						
Totals			19-57	8-26	10-12	12-23	35	14	14	16	10	15	6	1	3	1	3	

Technical Fouls:NONE

Shooting By Period		
1st FGs	7-13	53.8%
3PTs	3-6	50.0%
FTs	4-4	100%
2nd FGs	4-16	25.0%
3PTs	2-6	33.3%
FTs	4-5	80%
3rd FGs	3-13	23.1%
3PTs	1-5	20.0%
FTs	1-1	100%
4th FGs	5-15	33.3%
3PTs	2-6	33.3%
FTs	1-2	50%
GM FGs	19-57	33.3%
3PTs	8-26	30.8%
FTs	10-12	83.3%

Dead Ball Rebounds: 0, 0

Louisiana Tech - 59 Record: 2-0

No.	Name		Min	FG M-A	3P M-A	FT M-A	Rebounds OR	DR	TOT	PF	FD	TP	AS	TO	ST	Blocks BS	BA	+/-
44	Anna Larr Roberson	F	31:00	4-8	0-0	2-2	3	4	7	2	2	10	0	1	1	1	1	1
2	Keiunna Walker	G	21:31	4-10	0-0	0-0	1	0	1	2	2	8	2	2	0	0	0	-1
10	Salma Balas	G	34:55	5-10	2-4	5-11	2	3	5	0	6	17	4	3	1	0	0	12
12	Gabbie Green	G	37:34	2-9	1-7	0-0	1	7	8	1	0	5	3	2	1	0	0	5
24	Amaya Brannon	G	26:11	2-5	1-2	0-0	1	4	5	3	1	5	1	0	1	0	0	-3
3	Robyn Lee		08:24	1-1	0-0	0-0	0	1	1	4	1	2	0	2	0	0	0	1
23	Silvia Native		20:50	3-4	0-0	1-2	0	2	2	0	2	7	3	1	0	1	0	8
32	Kate Thompson		07:22	0-3	0-0	0-0	0	2	2	0	0	0	0	0	0	1	0	-8
4	Lotte Sant		11:14	2-3	1-2	0-0	1	0	1	1	0	5	0	0	1	0	0	5
33	Mackenzie Wurm		00:58	0-0	0-0	0-0	0	0	0	1	0	0	0	0	0	0	0	2
Team						0	5	5		1		0						
Totals			23-52	5-15	8-15	9	28	37	14	14	59	13	12	5	3	1	1	3

Technical Fouls:NONE

Shooting By Period		
1st FGs	5-12	41.7%
3PTs	3-5	60.0%
FTs	3-5	60%
2nd FGs	6-12	50.0%
3PTs	0-1	0.0%
FTs	0-0	0%
3rd FGs	7-13	53.8%
3PTs	1-3	33.3%
FTs	3-4	75%
4th FGs	5-15	33.3%
3PTs	1-6	16.7%
FTs	2-4	50%
GM FGs	23-52	44.2%
3PTs	5-15	33.3%
FTs	8-15	53.3%

Dead Ball Rebounds: 4, 0

	ASU	LAT
Biggest lead	12 (2nd 7:21)	12 (4th 5:15)
Best Scoring Run	10 (4th 0:53)	14 (2nd 3:19)
Lead Changes	5	
Times Tied	0	
Time with Lead	23:57	15:44

Points from	ASU	LAT
Turnovers	13	15
Paint	18	34
Second Chance	8	8
Fast Breaks	0	0
Bench	7	14

Period by Period Scoring	1st	2nd	3rd	4th	TOT
ASU	21	14	9	13	56
LAT	12	18	13	16	59

Official Basketball Box Score - Final
Arkansas State at UT Martin
11/14/22 Kathleen and Tom Bam Center, Martin, Tenn.
2022-23 Women's Basketball

Game Time: 6:00 PM
Game Duration: 1:49
Attendance: 1,309

Officials: Randy Robertson, Traci Drake, Natasha Brown

Arkansas State - 54 Record: 0-2

No.	Name		Min	FG M-A	3P M-A	FT M-A	Rebounds OR	DR	TOT	PF	FD	TP	AS	TO	ST	Blocks BS	BA	+/-
42	Melodie Kapinga	C	18:03	1-1	0-0	2-4	2	2	4	4	2	4	0	0	0	1	0	-2
11	Mailyn Wilkerson	G	34:41	5-10	4-8	0-0	0	2	2	2	0	14	0	5	0	0	0	-28
15	Annaliese Griffin	G	37:24	2-11	0-1	4-6	3	10	13	3	4	8	4	1	0	1	2	-23
23	Izzy Higginbottom	G	38:07	3-12	2-7	2-2	0	5	5	2	2	10	5	2	0	1	0	-20
24	Lauryn Pendleton	G	28:31	3-8	0-2	0-0	0	1	1	5	2	6	3	1	0	0	0	-7
30	Kiayra Ellis		16:24	0-1	0-0	0-0	0	5	5	3	0	0	0	2	0	3	1	-8
0	Jade Upshaw		23:12	4-8	2-5	0-0	1	1	2	0	0	10	1	4	0	0	0	-8
3	Tieriney Echols		03:39	1-1	0-0	0-0	0	1	1	0	0	2	0	1	0	0	0	-3
Team						2	1	3		2		0		1				
Totals			19-52	8-23	6-12	8	28	36	22	19	54	12	19	0	5	3	1	3

Technical Fouls:NONE

Shooting By Period		
1st FGs	4-9	44.4%
3PTs	2-6	33.3%
FTs	3-4	75%
2nd FGs	8-15	53.3%
3PTs	3-3	100.0%
FTs	1-2	50%
3rd FGs	5-16	31.3%
3PTs	2-8	25.0%
FTs	3-4	75%
4th FGs	2-12	16.7%
3PTs	1-6	16.7%
FTs	1-2	50%
GM FGs	19-52	36.5%
3PTs	8-23	34.8%
FTs	8-12	66.7%

Dead Ball Rebounds: 3, 0

UT Martin - 73 Record: 1-1

No.	Name		Min	FG M-A	3P M-A	FT M-A	Rebounds OR	DR	TOT	PF	FD	TP	AS	TO	ST	Blocks BS	BA	+/-
23	Sharnecce Currie-Jelks	F	24:34	0-2	0-0	2-4	3	5	8	3	5	2	0	0	0	1	2	24
5	Seygan Robins	G	16:36	0-6	0-1	0-0	0	2	2	0	0	0	1	1	0	0	0	-9
11	Shae Littleford	G	39:28	6-14	2-5	5-6	3	2	5	3	5	19	6	0	1	0	0	19
12	Lexi Rubel	G	31:15	3-4	0-0	1-2	2	3	5	0	2	7	2	2	1	1	0	28
44	Kenley McCarn	G	37:24	7-17	2-5	3-3	1	3	4	1	5	19	1	0	1	1	3	15
4	Anaya Brown		15:01	0-3	0-0	3-4	2	4	6	3	3	3	0	1	0	0	0	-1
25	Paige Pipkin		28:23	10-18	2-4	1-1	0	5	5	0	2	23	0	0	0	1	0	8
33	Josie Storey		07:20	0-3	0-3	0-0	0	0	0	1	0	0	0	0	0	0	0	-8
Team						3	1	4				0		2				
Totals			26-65	6-18	15-20	14	26	40	10	22	73	11	6	7	3	6	2	19

Technical Fouls:NONE

Shooting By Period		
1st FGs	4-19	21.1%
3PTs	2-6	33.3%
FTs	1-2	50%
2nd FGs	6-12	35.3%
3PTs	1-6	16.7%
FTs	3-4	75%
3rd FGs	7-13	53.8%
3PTs	1-3	33.3%
FTs	5-7	71.4%
4th FGs	9-15	60.0%
3PTs	2-3	66.7%
FTs	6-7	85.7%
GM FGs	26-65	40.0%
3PTs	6-18	33.3%
FTs	15-20	75.0%

Dead Ball Rebounds: 2, 0

	ASU	UTM
Biggest lead	10 (3rd 6:55)	19 (4th 0:43)
Best Scoring Run	8 (3rd 9:51)	15 (4th 3:33)
Lead Changes	6	
Times Tied	1	
Time with Lead	22:05	15:30

Points from	ASU	UTM
Turnovers	5	23
Paint	12	40
Second Chance	6	12
Fast Breaks	4	8
Bench	12	26

Period by Period Scoring	1st	2nd	3rd	4th	TOT
ASU	13	20	15	6	54
UTM	11	16	20	26	73

Official Basketball Box Score - Final
Hendrix at Arkansas St.
11/16/22 First National Bank Arena, Jonesboro
2022-23 Women's Basketball

Game Time: 7:00 PM
Game Duration: 1:40
Attendance: 1,235

Officials: Eric Baker, Jamie Broderick, Aganess G. Carr

Hendrix - 50 Record: 0-4

No.	Name		Min	FG M-A	3P M-A	FT M-A	Rebounds OR	DR	TOT	PF	FD	TP	AS	TO	ST	Blocks BS	BA	+/-
23	Blysse Harmon	F	27:52	2-13	1-4	4-6	4	1	5	1	3	9	1	5	0	0	0	-27
30	Madi Pierce	F	26:06	4-11	2-6	1-2	3	4	7	1	2	11	1	2	1	0	0	-35
4	Alicia McClaria	G	28:46	1-8	0-0	0-0	0	1	1	0	2	2	0	1	2	0	0	-36
11	Megan Gray	G	23:32	3-7	2-4	0-0	0	5	5	2	1	8	3	5	1	0	0	-18
14	Kennedi Burns	G	18:32	3-11	0-3	2-3	0	3	3	2	5	8	0	2	0	0	1	-31
3	Simone Shields		12:07	0-3	0-0	0-0	0	1	1	0	0	0	0	0	0	0	0	-22
5	Ella Coates		25:21	3-8	2-6	0-0	0	3	3	0	1	8	2	2	1	0	0	-30
5	Maddie Pardeck		15:45	1-2	0-0	2-3	1	4	5	1	2	4	0	1	0	0	0	-8
25	Bella Nelson		13:02	0-1	0-0	0-0	1	5	6	1	1	0	2	0	0	0	0	-7
55	Olivia Kestner		04:53	0-0	0-0	0-0	0	0	0	0	0	0	0	0	0	0	0	-8
2	Zoe Bahjat		04:02	0-0	0-0	0-0	0	0	0	0	0	0	0	0	0	0	0	-3
Team						0	0	0				0						
Totals			17-64	7-25	9-14	9	26	35	9	16	50	7	23	5	0	4	1	45

Technical Fouls:NONE

Shooting By Period		
1st FGs	6-15	40.0%
3PTs	2-7	28.6%
FTs	2-4	50%
2nd FGs	3-16	18.7%
3PTs	0-6	0.0%
FTs	4-5	80%
3rd FGs	5-18	27.8%
3PTs	4-9	44.4%
FTs	0-0	0%
4th FGs	3-13	23.1%
3PTs	1-5	20.0%
FTs	3-5	60%
GM FGs	17-64	26.6%
3PTs	7-29	24.1%
FTs	9-14	64.3%

Dead Ball Rebounds: 5, 0

Arkansas St. - 95 Record: 1-2

No.	Name		Min	FG M-A	3P M-A	FT M-A	Rebounds OR	DR	TOT	PF	FD	TP	AS	TO	ST	Blocks BS	BA	+/-
42	Melodie Kapinga	C	20:35	7-8	0-0	3-4	5	4	9	1	3	17	0	1	0	2	0	41
10	Kaya Patton	G	18:18	4-10	0-2	2-2	2	8	10	1	1	10	6	1	1	5	1	36
11	Mailyn Wilkerson	G	29:52	6-12	4-9	1-1	0	5	5	2	2	17	2	1	0	0	0	48
15	Annaliese Griffin	G	25:42	4-12	0-1	2-2	7	6	13	2	1	10	1	1	1	0	0	30
23	Izzy Higginbottom	G	33:31	5-9	1-4	2-2	2	4	6	0	1	19	5	1	1	0	0	19
30	Kiayra Ellis		18:20	4-9	0-0	0-0	3	3	6	4	0	8	0	2	2	1	0	15
0	Jade Upshaw		23:11	2-6	0-4	0-0	0	5	5	1	1	4	4	2	4	0	0	9
3	Tieriney Echols		15:08	1-7	0-4	0-0	0	3	3	2	0	2	0	1	2	0	0	8
5	Linay Bodden		08:46	4-9	0-0	0-0	2	4	6	1	0	8	0	1	1	0	0	3
14	Jada Williams		06:37	0-1	0-1	0-0	0	0	0	2	0	0	0	0	0	0	0	1
Team						0	0	0				0		0				
Totals			40-87	5-25	10-11	21	40	61	16	9	95	19	13	10	13	19	4	0	45

Technical Fouls:NONE

Shooting By Period		
1st FGs	10-21	47.6%
3PTs	2-6	33.3%
FTs	1-1	100%
2nd FGs	10-19	52.6%
3PTs	1-5	20.0%
FTs	3-3	100%
3rd FGs	13-26	50.0%
3PTs	1-8	12.5%
FTs	1-2	50%
4th FGs	7-21	33.3%
3PTs	1-6	16.7%
FTs	0-0	0%
GM FGs	40-87	46.0%
3PTs	5-25	20.0%
FTs	10-11	90.9%

Dead Ball Rebounds: 1, 0

	HEN	ASU
Biggest lead	0 (1st 0:00)	47 (4th 0:55)
Best Scoring Run	5 (4th 2:45)	15 (2nd 4:23)
Lead Changes	0	
Times Tied	0	
Time with Lead	00:00	39:43

Points from	HEN	ASU
Turnovers	8	29
Paint	14	60
Second Chance	4	25
Fast Breaks	12	26
Bench	12	22

Period by Period Scoring	1st	2nd	3rd	4th	TOT
HEN	16	10	14	10	50
ASU	28	24	28	15	95

Official Basketball Box Score - Final
Utah State at Arkansas State
11/18/22 First National Bank Arena, Jonesboro
2022-23 Women's Basketball

Game Time: 2:00 PM
Game Duration: 1:54
Attendance: 1,146

Officials: Aaron Brooks, Neosha Williams, Nadi Carey

Utah State - 57 Record: 1-3

No.	Name		Min	FG M-A	3P M-A	FT M-A	Rebounds OR	DR	TOT	PF	FD	TP	AS	TO	ST	Blocks BS	BA	+/-
21	Mayson Kimball	F	30:15	1-5	0-2	2-2	2	2	4	2	2	4	2	2	1	0	0	-9
41	Abby Wahl	F	34:31	3-6	0-0	2-2	4	5	9	3	2	8	1	4	0	0	0	-3
1	Tamiah Robinson	G	32:35	4-13	2-4	0-0	3	7	10	5	4	10	5	1	2	0	1	3
3	Maria Carvalho	G	37:52	3-16	3-7	1-2	2	6	8	2	2	10	4	4	1	0	2	-4
10	Cristina Oliva	G	18:16	3-7	2-4	0-0	0	2	2	0	2	1	1	6	0	5	1	1	-8
12	Olivia Mason		10:51	0-2	0-0	0-0	1	1	2	0	0	1	1	2	0	0	0	0	-1
15	Olivia Wikstrom		27:09	5-9	3-3	3-4	2	8	10	1	4	16	1	3	0	1	2	0
2	Isabella Tanedo		04:08	0-0	0-0	0-0	0	0	0	2	0	0	0	1	0	0	0	-9
0	Prima Challis		04:23	0-2	0-2	0-0	0	1	1	1	0	0	0	0	0	0	0	-3
Team						1	0	1				0		0				
Totals			19-60	10-22	9-12	14	28	42	20	18	57	13	21	6	3	7	6	

Technical Fouls:NONE

Shooting By Period		
1st FGs	5-16	31.3%
3PTs	0-0	0%
FTs	2-2	100%
2nd FGs	3-15	20.0%
3PTs	1-5	20.0%
FTs	2-3	66.7%
3rd FGs	7-17	41.2%
3PTs	1-4	25.0%
FTs	4-4	100%
4th FGs	6-15	40.0%
3PTs	1-3	33.3%
FTs	3-6	50%
GM FGs	24-62	38.7%
3PTs	3-16	18.8%
FTs	12-17	70.6%

Dead Ball Rebounds: 5, 0

Arkansas State - 63 Record: 3-2

No.	Name		Min	FG M-A	3P M-A	FT M-A	Rebounds OR	DR	TOT	PF	FD	TP	AS	TO	ST	Blocks BS	BA	+/-
42	Melodie Kapinga	C	24:40	4-5	0-0	0-0	0	3	3	4	0	8	0	0	1	1	0	5
10	Kaya Patton	G	33:47	5-13	1-4	4-5	2	6	8	3	6	15	4	3	3	1	1	8
11	Mailyn Wilkerson	G	35:52	5-13	2-5	0-0	0	5	5	3	3	12	3	3	1	0	0	8
15	Annaliese Griffin	G	29:56	2-4	0-1	6-8	4	11	15	5	7	10	1	3	0	2	0	7
23	Izzy Higginbottom	G	37:00	4-10	0-5	2-2	4	0	4	0	2	10	5	1	1	0	1	5
30	Kiayra Ellis		25:24	3-7	0-0	0-2	0	2	2	3	2	6	0	4	3	3	0	0
0	Jade Upshaw		13:01	1-4	0-1	0-0	0	2	2	0	0	2	0	1	0	0	1	-3
Team						0	0	0				0		0				
Totals			24-62	3-16	12-17	10	29	39	18	20	63	13	15	9	7	3	0	

Technical Fouls:NONE

Shooting By Period		
1st FGs	9-19	47.4%
3PTs	0-4	0.0%
FTs	2-2	100%
2nd FGs	6-14	42.9%
3PTs	1-5	20.0%
FTs	5-5	80%
3rd FGs	7-17	41.2%
3PTs	1-4	25.0%
FTs	4-4	100%
4th FGs	6-15	40.0%
3PTs	1-3	33.3%
FTs	3-6	50%
GM FGs	24-62	38.7%
3PTs	3-16	18.8%
FTs	12-17	70.6%

Dead Ball Rebounds: 5, 0

	USU	ASU
Biggest lead	12 (2nd 7:52)	13 (4th 6:22)
Best Scoring Run	11 (1st 2:00)	15 (4th 6:22)
Lead Changes	6	
Times Tied	4	
Time with Lead	24:14	13:48

Points from	USU	ASU
Turnovers	4	15
Paint	16	34
Second Chance	10	10
Fast Breaks	0	12
Bench	17	8

Period by Period Scoring	1st	2nd	3rd	4th	TOT
USU	23	8	14	12	57
ASU	12	18	19	16	63

Official Basketball Box Score - Final
Oklahoma at Arkansas State
11/20/22 First National Bank Arena, Jonesboro, Ark.
2022-23 Women's Basketball

Game Time: 7:00 PM
Game Duration: 1:54
Attendance: 3,686

Officials: Royce Blevins, Kristen Bell, Stephanie Barkdoll

Oklahoma - 95 Record: 5-0

No.	Name		Min	FG M-A	3P M-A	FT M-A	Rebounds OR	DR	TOT	PF	FD	TP	AS	TO	ST	Blocks BS	BA	+/-
34	Liz Scott	F	13:50	0-1	1-3	3-4	7	5	12	1	2	7	2	2	2	1	0	14
1	Nevaeh Tot	G	24:27	3-5	1-3	0-0	0	3	3	0	0	7	5	2	1	0	0	4
22	Ana Llansa	G	28:43	5-13	2-6	2-2	3	2	5	0	1	14	4	0	2	0	0	15
25	Madi Williams	G	21:20	5-8	1-2	3-3	1	2	3	2	3	14	3	0	4	0	0	17
30	Taylor Robertson	G	24:03	3-10	3-10	0-0	0	5	5	2	0	9	3	2	0	0	0	9
0	Beatrice Cullitton		16:37	5-7	0-0	1-3	2	4	6	3	2	11	3	1	0	0	0	12
4	Kennedy Tucker		19:48	1-3	0-2	3-4	1	1	2	3	2	5	3	2	3	0	0	18
24	Skylar Vann		14:31	4-6	0-1	0-0	2	4	6	4	0	8	0	1	1	0	0	6
2	Reyna Scott		15:33	3-4	0-0	2-3	1	2	3	0	2	8	3	3	2	1	0	21
20	Aubrey Joens		09:20	1-4	1-1	0-0	1	1	1	1	4	0	0	0	0	0	0	0
5	Kiersten Johnson		11:39	4-5	0-1	0-0	0	2	2	1	1	8	0	0	0	2	0	9
Team						0	0	0		0		0		2				
Totals			37-71	8-30	13-19	13	30	43	22	15	65	28	18	13	4	0	0	25

Technical Fouls:Coach 2nd FT:50

Shooting By Period		
1st FGs	10-19	52.6%
3PTs	2-6	25.0%
FTs	1-2	50%
2nd FGs	6-16	37.5%
3PTs	2-10	20.0%
FTs	2-2	100%
3rd FGs	7-17	41.2%
3PTs	0-4	0.0%
FTs	8-12	66.7%
4th FGs	14-19	73.7%
3PTs	4-6	66.7%
FTs	2-3	66.7%
GM FGs	37-71	52.1%
3PTs	8-30	26.7%
FTs	13-19	68.4%

Dead Ball Rebounds: 3, 0

Arkansas State - 70 Record: 2-3

No.	Name		Min	FG M-A	3P M-A	FT M-A	Rebounds OR	DR	TOT	PF	FD	TP	AS	TO	ST	Blocks BS	BA	+/-
42	Melodie Kapinga	C	24:19	4-6	0-0	2-3	3	4	7	4	3	10	1	1	0	0	1	-27
10	Kaya Patton	G	38:38	3-14	1-6	4-4	2	1	3	2	2	11	4	2	0	0	0	-21
11	Mailyn Wilkerson	G	24:09	1-5	1-4	0-0	0	2	2	0	1	3	0	4	0	0	0	-14
15	Annaliese Griffin	G	26:12	4-9	1-3	2-4	2	7	9	4	4	11	1	3	1	1	0	-26
23	Izzy Higginbottom	G	26:59	5-13	3-9	2-4	1	2	3	2	3	15	1	3	0	0	1	-21
24	Lauryn Pendleton		31:48	4-12	0-3	6-9	1	5	6	1	7	14	3	2	1	0	0	-17
30	Kiayra Ellis		26:55	3-5	0-0	1-1	4	4	8	2	1	6	1	1	0	0	0	-5
Team						1	0	1				0						
Totals			24-64	6-25	16-25	14	25	39	15	21	70	11	20	6	0	4	0	-25

Technical Fouls:NONE

Shooting By Period		
1st FGs	5-18	27.8%
3PTs	0-7	0.0%
FTs	2-3	66.7%
2nd FGs	5-13	38.5%
3PTs	1-4	25.0%
FTs	6-7	85.7%
3rd FGs	8-15	53.3%
3PTs	3-5	60.0%
FTs	0-0	0%
4th FGs	6-18	33.3%
3PTs	2-9	22.2%
FTs	5-8	62.5%
GM FGs	24-64	37.5%
3PTs	6-25	24.0%
FTs	16-25	64.0%

Dead Ball Rebounds: 3, 0

	OU	ASU
Biggest lead	31 (4th 1:19)	0 (1st 0:00)
Best Scoring Run	13 (4th 8:04)	7 (2nd 7:35)

2022-23 REVIEW
BOX SCORES

Official Basketball Box Score - Final
Arkansas St. at McNeese
11/28/2022 Legacy Center, Lake Charles
2022-23 McNeese Women's Basketball

Game Time: 7:00 PM
Game Duration: 1:54
Attendance: 1,011

Officials: Rochelle Bennett, Alexis Burton, Darren McClure

Arkansas St. - 102 — **Record: 4-3**

NO. Name	Min	FG M-A	3P M-A	FT M-A	Rebounds OR	DR	TOT	Fouls PF	FD	TP	AS	TO	ST	Blocks BS	BA	+/-
42 Melodie Kapinga	C 19:42	4-4	0-0	1-2	1	3	4	5	1	9	2	1	0	0	0	20
11 Mailyn Wilkerson	G 28:20	4-10	4-10	0-2	0	0	0	1	3	12	1	3	0	0	0	26
15 Annaliese Griffin	G 32:40	5-15	0-2	0-1	6	3	9	3	6	10	2	2	0	0	0	-17
23 Izzy Higginbottom	G 24:21	6-11	1-5	5-6	1	2	3	4	3	18	9	3	1	0	0	19
24 Lauryn Pendleton	G 29:13	6-7	2-3	1-5	2	4	6	2	2	15	7	1	0	0	0	10
10 Keya Patton	23:44	8-15	2-5	2-2	2	3	5	3	1	26	2	0	0	1	0	23
30 Klayra Ellis	13:35	4-7	0-0	0-0	1	4	5	4	2	8	0	3	0	0	0	14
0 Jade Upshaw	17:48	4-7	2-4	0-0	0	1	1	0	0	10	3	0	0	0	0	10
3 Tierney Echols	07:25	0-3	0-0	0-0	0	0	0	1	1	0	1	1	1	0	2	-8
5 Linay Boston	01:36	0-1	0-0	0-0	0	1	1	0	0	0	1	0	0	0	0	-4
14 Jada Williams	01:36	0-0	0-0	0-0	0	0	0	0	0	0	0	0	0	0	0	4
Team					1	3	4			0		2				
Totals		41-80	11-29	9-18	14	24	38	25	19	102	28	14	3	2	2	19

Technical Fouls: NONE

Shooting By Period		
1st FG%	16-21	76.2%
2nd FG%	7-9	77.8%
3rd FG%	9-20	45.0%
4th FG%	1-6	16.7%
FT%	3-4	50%
1st 2PT%	7-21	33.3%
2nd 2PT%	0-7	0.0%
3rd 2PT%	0-0	0%
4th 2PT%	9-18	50.0%
FT%	3-5	60%
GM FG%	41-80	51.3%
GM 2PT%	11-29	37.9%
GM FT%	9-18	50.0%

Dead Ball Rebounds: 5, 0

McNeese - 83 — **Record: 1-6**

NO. Name	Min	FG M-A	3P M-A	FT M-A	Rebounds OR	DR	TOT	Fouls PF	FD	TP	AS	TO	ST	Blocks BS	BA	+/-
24 Divine Tanka	F 17:05	7-9	1-1	2-4	1	1	2	1	5	17	0	1	0	0	0	4
3 Stephanie Guihon	G 10:21	1-2	0-0	1-2	0	0	0	0	2	3	1	2	1	0	1	-20
14 Mirela Vespes	G 20:00	1-2	0-0	4-4	1	3	4	1	6	6	1	2	0	1	0	1
23 Zuzanna Kulinska	G 23:21	2-5	0-2	4-6	2	2	4	1	4	8	3	3	0	0	1	-8
53 Desirae Hansen	G 24:40	3-7	0-2	2-2	1	2	3	0	1	8	6	1	3	0	0	-24
21 Autumn Watts	11:24	0-2	0-2	0-0	0	3	3	1	1	0	2	1	2	0	0	-8
2 Kaili Chamberlin	17:41	4-7	1-3	4-4	1	5	6	2	3	13	1	4	0	0	0	-10
13 Alicja Falkowska	04:34	0-1	0-0	0-0	0	2	0	0	1	0	0	1	0	0	0	-7
20 Rosini Rosini	13:11	0-1	0-0	0-0	0	0	0	2	0	0	2	1	0	0	0	-10
1 Le'Shanae Stubblefield	26:26	1-6	0-1	3-6	0	5	5	2	3	5	3	2	1	0	0	-2
30 Paris Mullins	18:20	8-12	0-1	4-6	1	4	5	1	3	20	1	1	0	1	0	-11
33 Gabrielle Wener	02:31	0-2	0-2	0-0	0	1	1	0	0	0	0	0	0	0	0	0
35 Marta Hermoso	05:13	0-1	0-1	0-0	1	1	2	0	0	0	1	0	0	0	0	3
22 Grace Wener	03:14	1-1	0-0	0-0	0	1	1	0	0	2	0	0	0	0	0	3
Team					0	1	1			0						
Totals		28-59	3-10	24-34	10	29	39	20	25	83	21	20	10	2	2	19

Technical Fouls: Bench 1st 10:00

Shooting By Period		
1st FG%	7-10	53.3%
2nd FG%	2-6	33.3%
3rd FG%	3-6	50%
4th FG%	16-37	43.2%
FT%	1-7	14.3%
1st 2PT%	8-10	80%
2nd 2PT%	1-6	16.7%
3rd 2PT%	0-2	0.0%
4th 2PT%	7-12	58.3%
FT%	15-21	71.4%
GM FG%	28-59	47.5%
GM 2PT%	3-10	15.8%
GM FT%	24-34	70.6%

Dead Ball Rebounds: 6, 0

	AKS	MCN
Biggest lead	34 (2nd 4:21)	11 (1st 8:33)
Best Scoring Run	9 (1st 4:22)	12 (2nd 0:59)
Lead Changes	2	
Times Tied	0	
Time with Lead	39:26	00:12

Points from	AKS	MCN
Turnovers	23	20
Paint	50	38
Second Chance	15	11
Fast Breaks	14	8
Bench	38	40

Period by Period Scoring	1st	2nd	3rd	4th	TOT
AKS	42	22	14	24	102
MCN	19	23	21	20	83

Official Basketball Box Score - Final
Arkansas St. at North Ala.
12/08/22 Flowers Hall, Florence
2022-23 Women's Basketball

Game Time: 6:00 PM
Game Duration: 1:51
Attendance: 377

Officials: Chris Markey, Jessica Fortner, Brian McCollum

Arkansas St. - 68 — **Record: 4-4**

NO. Name	Min	FG M-A	3P M-A	FT M-A	Rebounds OR	DR	TOT	Fouls PF	FD	TP	AS	TO	ST	Blocks BS	BA	+/-
42 Melodie Kapinga	C 16:24	2-8	0-0	0-4	5	1	6	5	2	4	0	1	1	0	2	-14
10 Keya Patton	G 27:07	4-10	0-2	0-1	1	3	4	1	1	8	1	1	1	0	0	-9
15 Annaliese Griffin	G 23:01	4-9	0-0	0-0	4	9	13	5	1	8	2	4	0	1	1	-17
23 Izzy Higginbottom	G 36:31	6-18	0-3	0-0	0	3	3	2	0	12	3	1	1	0	2	-18
24 Lauryn Pendleton	G 28:24	3-7	1-1	5-6	2	3	5	2	3	12	0	3	0	0	1	-7
2 Leilani Augmon	25:04	6-11	1-2	1-2	3	5	8	3	2	14	1	1	0	1	1	-6
11 Mailyn Wilkerson	26:52	0-5	0-5	0-0	0	0	0	4	0	2	0	1	0	0	0	-15
30 Klayra Ellis	15:18	5-8	0-0	2-3	4	4	8	1	0	12	1	0	1	0	0	6
0 Jade Upshaw	01:19	0-0	0-0	0-0	0	0	0	1	0	0	0	1	1	0	0	-1
Team					2	3	5			0		0				
Totals		30-76	2-13	8-15	18	30	48	18	14	68	11	10	6	3	7	14

Technical Fouls: NONE

Shooting By Period		
1st FG%	10-17	58.8%
2nd FG%	1-4	25.0%
FT%	1-2	50%
1st 2PT%	7-14	50.0%
2nd 2PT%	0-3	0.0%
FT%	4-8	100%
1st 3PT%	7-21	33.3%
2nd 3PT%	0-0	0.0%
FT%	1-9	11.1%
1st FG%	6-21	28.6%
2nd FG%	1-6	16.7%
FT%	0-0	0%
GM FG%	30-76	39.5%
GM 2PT%	2-13	15.4%
GM FT%	6-15	40.0%

Dead Ball Rebounds: 4, 0

North Ala. - 82 — **Record: 5-3**

NO. Name	Min	FG M-A	3P M-A	FT M-A	Rebounds OR	DR	TOT	Fouls PF	FD	TP	AS	TO	ST	Blocks BS	BA	+/-
32 Skylar Gill	F 28:55	5-11	0-1	2-5	0	11	11	2	5	12	5	1	2	0	0	14
1 Emma Kate Tittle	G 37:19	9-17	5-10	0-0	1	3	4	2	0	23	1	0	1	1	1	18
2 Jade Moore	G 33:51	4-9	4-8	1-2	1	5	6	1	2	13	1	1	0	0	0	14
20 Olivia Jones	G 25:34	2-5	1-3	0-2	4	1	5	4	2	5	1	3	0	0	1	2
24 Hina Suzuki	G 37:19	6-14	4-8	3-4	0	4	4	2	6	19	9	3	0	0	1	18
0 Cameron Jones	05:39	0-0	0-0	0-0	0	0	0	0	0	0	0	0	1	0	0	-1
11 Lexus Green	02:41	0-1	0-0	0-0	0	0	0	0	0	0	0	1	0	0	0	-4
15 Alexis Collins	02:41	0-0	0-0	0-0	0	0	0	0	1	0	0	1	0	0	0	-4
21 Rhema Pagues	02:41	0-1	0-1	0-0	0	1	1	0	0	0	0	0	0	0	0	-2
23 Alyssa Clutter	23:20	4-5	0-0	2-3	2	4	6	2	3	10	1	3	1	0	0	17
Team					1	4	5			0		0				
Totals		30-63	14-31	8-16	9	33	42	14	18	82	18	14	5	7	3	14

Technical Fouls: NONE

Shooting By Period		
1st FG%	7-18	38.9%
2nd FG%	4-8	50.0%
FT%	1-1	100%
1st 2PT%	5-18	27.8%
2nd 2PT%	2-9	22.2%
FT%	6-15	40%
1st 3PT%	8-13	61.5%
2nd 3PT%	5-8	62.5%
FT%	3-6	50%
1st FG%	10-14	71.4%
2nd 2PT%	3-6	50.0%
FT%	0-0	0%
GM FG%	30-63	47.6%
GM 2PT%	14-31	45.2%
GM FT%	8-16	50.0%

Dead Ball Rebounds: 2, 3

	ASU	UNA
Biggest lead	10 (3rd 9:07)	14 (4th 0:19)
Best Scoring Run	9 (1st 8:57)	9 (3rd 7:25)
Lead Changes	6	
Times Tied	5	
Time with Lead	20:32	15:33

Points from	ASU	UNA
Turnovers	12	15
Paint	34	32
Second Chance	16	10
Fast Breaks	7	8
Bench	24	10

Period by Period Scoring	1st	2nd	3rd	4th	TOT
ASU	22	18	15	13	68
UNA	19	15	24	24	82

Official Basketball Box Score - Final
Arkansas St. at Arkansas State
12/11/22 Bull Walton Arena, Fayetteville
2022-23 Women's Basketball

Game Time: 2:00 PM
Game Duration: 1:48
Attendance: 3,836

Officials: Margaret Tiernan, Timothy Daniel, Kaz Beverley

Arkansas St. - 63 — **Record: 4-5**

NO. Name	Min	FG M-A	3P M-A	FT M-A	Rebounds OR	DR	TOT	Fouls PF	FD	TP	AS	TO	ST	Blocks BS	BA	+/-
42 Melodie Kapinga	C 25:46	1-4	0-0	0-1	2	6	8	2	3	2	1	3	0	0	0	-17
10 Keya Patton	G 27:01	3-4	1-2	0-0	0	4	4	3	2	8	2	3	0	0	0	-7
11 Mailyn Wilkerson	G 31:57	3-9	3-7	5-16	1	3	4	1	2	0	9	3	1	1	0	-20
15 Annaliese Griffin	G 26:08	2-5	1-1	2-2	2	1	3	4	2	7	0	2	1	0	2	-9
23 Izzy Higginbottom	G 35:53	7-17	1-5	4-4	0	1	1	0	2	19	2	2	3	0	1	-14
2 Leilani Augmon	21:18	3-6	0-1	0-0	0	3	3	1	0	6	1	3	2	0	0	-7
24 Lauryn Pendleton	28:23	1-5	3-3	6-6	0	5	5	1	2	11	1	4	1	0	0	4
0 Jade Upshaw	02:00	0-1	0-1	0-0	0	0	0	0	0	0	0	0	0	0	0	1
30 Klayra Ellis	07:34	0-0	0-0	0-0	1	3	4	4	1	0	0	0	0	0	0	8
Team					2	2	4			0		0				
Totals		22-57	9-24	10-12	7	27	34	22	11	63	16	18	7	1	4	-14

Technical Fouls: Griffin 3rd 8:32 Coach 4th 1:42

Shooting By Period		
1st FG%	9-15	60.0%
3PT%	3-6	50.0%
FT%	0-0	0%
2nd FG%	5-16	31.3%
3PT%	2-7	28.6%
FT%	3-5	60%
3rd FG%	5-13	38.5%
3PT%	2-5	40.0%
FT%	4-4	100%
4th FG%	3-13	23.1%
3PT%	2-6	33.3%
FT%	3-3	100%
GM FG%	22-57	38.6%
GM 3PT%	9-24	37.5%
GM FT%	10-12	83.3%

Dead Ball Rebounds: 0, 2

Arkansas - 77 — **Record: 12-0**

NO. Name	Min	FG M-A	3P M-A	FT M-A	Rebounds OR	DR	TOT	Fouls PF	FD	TP	AS	TO	ST	Blocks BS	BA	+/-
4 Erynn Barnum	F 18:25	8-8	0-0	0-0	0	1	1	3	0	16	0	2	0	1	0	13
0 Saylor Poffenbarger	G 36:55	0-11	0-8	1-2	0	9	9	1	1	1	5	1	1	0	0	9
2 Samara Spencer	G 40:00	5-12	2-5	7-10	0	4	4	0	8	19	4	4	2	1	0	14
24 Jersey Woffenbarger	G 35:49	4-8	2-3	5-6	2	4	6	2	5	15	0	1	0	1	0	13
34 Chrissy Carr	G 28:20	3-14	2-10	2-2	0	6	6	2	1	10	0	0	1	0	0	13
11 Rylee Langerman	19:18	2-5	0-0	1-2	3	2	5	2	2	5	1	1	1	0	0	9
30 Maryam Dauda	21:55	1-10	0-0	3-4	0	5	5	1	3	11	1	2	1	0	0	2
Team					2	1	3			0		0				
Totals		26-68	6-28	19-26	13	29	42	11	20	77	11	11	5	4	1	14

Technical Fouls: NONE

Shooting By Period		
1st FG%	8-20	40.0%
3PT%	0-3	0.0%
FT%	6-8	75%
2nd FG%	8-18	44.4%
3PT%	1-4	25.0%
FT%	2-2	100%
3rd FG%	6-18	33.3%
3PT%	0-7	0.0%
FT%	5-6	83.3%
4th FG%	4-12	33.3%
3PT%	3-9	33.3%
FT%	6-10	60%
GM FG%	26-68	38.2%
GM 3PT%	6-28	21.4%
GM FT%	19-26	73.1%

Dead Ball Rebounds: 7, 1

	ASU	ARK
Biggest lead	0 (1st 10:00)	16 (2nd 8:05)
Best Scoring Run	5 (2nd 7:25)	9 (2nd 0:54)
Lead Changes	0	
Times Tied	1	
Time with Lead	00:00	37:51

Points from	ASU	ARK
Turnovers	13	21
Paint	18	40
Second Chance	4	16
Fast Breaks	4	5
Bench	18	16

Period by Period Scoring	1st	2nd	3rd	4th	TOT
ASU	23	12	16	12	63
ARK	24	19	17	17	77

Official Basketball Box Score - Final
Arkansas St. at Grambling at Arkansas State
12/15/22 First National Bank Arena, Jonesboro, Ark.
2022-23 Women's Basketball

Game Time: 7:00 PM
Game Duration: 1:48
Attendance: 1,358

Officials: Nicole Brannon, Eric Baker, Algarnes G. Carr

Grambling - 66 — **Record: 1-9**

NO. Name	Min	FG M-A	3P M-A	FT M-A	Rebounds OR	DR	TOT	Fouls PF	FD	TP	AS	TO	ST	Blocks BS	BA	+/-
34 Amanda Blake	C 27:43	4-7	0-0	0-1	0	3	3	1	1	8	0	1	0	0	0	-8
10 Leah Morrow	G 33:09	4-10	0-3	2-4	3	7	10	1	3	10	4	3	1	0	0	-7
11 Colti Maples	G 26:56	4-12	1-4	0-0	1	3	4	3	2	9	1	1	0	0	0	-7
21 Jumee McLaurin	G 21:54	2-4	2-2	0-0	2	2	4	2	0	6	1	3	0	0	0	-2
23 Miracle Saxon	G 32:23	2-10	1-5	1-2	3	4	7	2	2	6	2	3	0	0	2	-12
5 Phylicia Allen	22:34	7-8	1-1	0-0	1	2	3	0	0	15	2	3	0	0	0	-12
13 Kaci Charis	10:37	0-1	0-1	0-0	0	0	0	0	0	0	0	2	0	0	0	-17
12 Jazmyne Jackson	06:20	2-3	1-2	0-0	0	0	0	1	0	5	0	1	0	0	2	-2
20 Cierra Christian	04:43	0-0	0-0	0-0	2	2	2	0	0	0	2	0	0	0	0	-3
32 Tiana Gardner	13:41	3-4	0-1	1-1	0	1	1	2	3	7	2	1	1	0	0	1
Team					1	2	3			0		1				
Totals		28-59	6-19	4-8	11	25	36	14	11	66	12	20	2	0	2	-13

Technical Fouls: NONE

Shooting By Period		
1st FG%	6-16	37.5%
3PT%	2-6	33.3%
FT%	1-2	50%
2nd FG%	5-12	41.7%
3PT%	2-7	28.6%
FT%	3-5	60%
3rd FG%	9-16	56.3%
3PT%	2-3	66.7%
FT%	0-0	0%
4th FG%	8-15	53.3%
3PT%	0-3	0.0%
FT%	4-6	66.7%
GM FG%	28-59	47.5%
3PT%	6-19	31.6%
FT%	4-8	50.0%

Dead Ball Rebounds: 3, 1

Arkansas State - 79 — **Record: 5-5**

NO. Name	Min	FG M-A	3P M-A	FT M-A	Rebounds OR	DR	TOT	Fouls PF	FD	TP	AS	TO	ST	Blocks BS	BA	+/-
42 Melodie Kapinga	C 20:58	4-6	0-0	2-2	8	1	9	0	1	10	1	1	1	0	0	18
10 Keya Patton	G 29:39	3-11	0-3	0-0	2	6	8	3	1	6	2	5	3	0	0	15
11 Mailyn Wilkerson	G 24:59	4-8	0-0	1-2	0	1	1	0	0	12	3	1	1	0	0	4
15 Annaliese Griffin	G 29:02	3-5	0-2	2-3	3	5	8	1	4	8	3	0	1	0	0	14
23 Izzy Higginbottom	G 29:06	8-18	3-6	0-1	0	3	3	1	1	19	5	1	2	0	0	17
2 Leilani Augmon	18:17	3-6	0-1	0-0	0	1	1	2	1	6	0	0	0	0	0	-7
24 Lauryn Pendleton	25:08	3-10	1-5	6-6	0	1	1	3	5	13	1	1	0	0	0	4
0 Jade Upshaw	10:12	1-3	1-3	0-0	0	1	1	0	1	3	2	1	1	0	0	1
30 Klayra Ellis	12:39	1-3	0-0	0-0	2	3	5	1	0	2	0	1	1	1	0	-1
Team					1	0	1			0		0				
Totals		30-70	9-28	10-12	16	21	37	11	14	79	17	12	10	2	0	13

Technical Fouls: NONE

Shooting By Period		
1st FG%	8-16	50.0%
3PT%	3-6	50.0%
FT%	2-3	66.7%
2nd FG%	6-21	28.6%
3PT%	1-10	10.0%
FT%	0-1	0%
3rd FG%	7-17	41.2%
3PT%	3-10	30.0%
FT%	4-4	100%
4th FG%	9-16	56.3%
3PT%	2-3	66.7%
FT%	4-4	100%
GM FG%	30-70	42.9%
3PT%	9-28	32.1%
FT%	10-12	83.3%

Dead Ball Rebounds: 0, 0

	GRAM	ASU
Biggest lead	3 (1st 7:38)	15 (4th 4:34)
Best Scoring Run	9 (2nd 4:25)	10 (1st 5:36)
Lead Changes	2	
Times Tied	1	
Time with Lead	01:26	36:54

Points from	GRAM	ASU
Turnovers	10	22
Paint	28	30
Second Chance	11	28
Fast Breaks	4	5
Bench	27	24

Period by Period Scoring	1st	2nd	3rd	4th	TOT
GRAM	16	13	20	18	66
ASU	21	13	21	24	79

Official Basketball Box Score - Final
Arkansas State at Little Rock
12/18/22 Jack Stephens Center, Little Rock
2022-23 Women's Basketball

Game Time: 1:00 PM
Game Duration: 2:07
Attendance: 1,601

Officials: Ty Bills, Scorr Klontos, Timothy Hackett

Arkansas State - 44 — **Record: 5-6**

NO. Name	Min	FG M-A	3P M-A	FT M-A	Rebounds OR	DR	TOT	Fouls PF	FD	TP	AS	TO	ST	Blocks BS	BA	+/-
42 Melodie Kapinga	C 24:18	0-4	0-0	0-0	4	2	6	1	0	0	1	2	0	1	0	-12
10 Keya Patton	G 22:13	1-8	0-2	0-0	0	1	1	2	0	2	1	1	0	1	0	-10
11 Mailyn Wilkerson	G 27:29	4-9	1-5	0-1	0	3	3	4	4	9	1	6	1	0	0	-7
15 Annaliese Griffin	G 16:58	1-3	0-0	0-0	1	5	6	5	0	2	0	2	0	0	1	-11
23 Izzy Higginbottom	G 35:02	3-13	0-2	7-8	2	2	4	4	5	13	5	2	3	0	0	-9
2 Leilani Augmon	22:31	1-7	0-0	0-0	3	7	10	2	0	2	0	1	0	0	0	-12
24 Lauryn Pendleton	27:48	2-11	0-2	4-4	0	4	4	2	3	8	0	1	0	0	0	-13
30 Klayra Ellis	16:13	2-5	0-0	2-3	1	0	1	4	3	6	0	0	1	1	0	3
0 Jade Upshaw	07:28	1-2	0-0	0-0	0	0	0	0	0	2	0	1	0	0	0	-4
Team					3	1	4			0		0				
Totals		15-60	1-11	13-16	14	25	39	24	15	44	8	16	6	2	5	-16

Technical Fouls: NONE

Shooting By Period		
1st FG%	4-18	22.2%
3PT%	1-3	33.3%
FT%	2-2	100%
2nd FG%	4-16	25.0%
3PT%	0-3	0.0%
FT%	1-3	33.3%
3rd FG%	3-12	25.0%
3PT%	0-3	0.0%
FT%	4-5	80%
4th FG%	4-14	28.6%
3PT%	0-2	0.0%
FT%	6-6	100%
GM FG%	15-60	25.0%
3PT%	1-11	9.1%
FT%	13-16	81.3%

Dead Ball Rebounds: 0, 0

Little Rock - 60 — **Record: 3-7**

NO. Name	Min	FG M-A	3P M-A	FT M-A	Rebounds OR	DR	TOT	Fouls PF	FD	TP	AS	TO	ST	Blocks BS	BA	+/-
11 Faith Lee	F 30:39	4-10	0-1	0-0	7	8	15	4	1	8	1	3	4	0	0	22
32 Nikki Metcalfe	F 35:12	8-14	0-2	1-1	2	4	6	2	2	17	1	3	0	0	0	21
3 Jayla Brooks	G 29:21	1-5	0-0	0-0	1	2	3	2	5	2	4	2	0	0	0	17
10 Jaliyah Harris-Smith	G 38:37	2-8	0-0	4-6	1	8	9	3	6	8	8	2	0	0	1	12
12 Tia Harvey	G 36:51	6-9	0-0	5-8	3	1	4	2	6	17	1	3	1	0	0	14
34 Angelique Francis	22:38	2-5	0-0	2-4	0	7	7	2	4	6	1	2	0	0	1	-4
22 Mesi Triplett	03:54	0-1	0-0	0-0	0	0	0	0	0	0	0	0	0	0	0	2
0 Toyosi Abiola	02:58	1-1	0-0	0-0	0	0

2022-23 REVIEW
BOX SCORES

Official Basketball Box Score - Final
Arkansas State at Georgia Southern
12/31/22 Hanner Fieldhouse, Statesboro
2022-23 Women's Basketball

Game Time: 2:00 PM
Game Duration: 2:01
Attendance: 450

Officials: Ryan Durham, LaSonia Reker, Billy Smith

Arkansas State - 86 Record: 5-8 (0-2)

No.	Name	Min	FG	3P	FT	M-A	M-A	M-A	OR	DR	TOT	PF	FG	TP	AS	TO	ST	BLOCKS	BS	BA	+/-
2	Leilani Augmon	F	34:24	6-14	0-2	0-0	1	3	4	1	0	12	2	12	2	0	0	0	0	0	-14
30	Kiayra Ellis	F	36:49	5-9	0-0	1-4	3	4	7	1	3	11	2	11	2	1	0	1	2	3	-13
10	Keya Patton	G	24:45	5-9	0-0	1-2	0	2	2	5	2	11	1	3	2	0	0	0	0	0	1
15	Annaliese Griffin	G	24:56	2-7	1-5	2-4	0	3	3	4	2	7	0	7	0	1	1	0	1	0	-12
24	Lauryn Pendleton	G	37:58	8-15	2-4	6-7	2	4	6	5	5	24	3	2	1	0	0	1	0	1	-12
0	Jade Upshaw		25:09	6-15	4-7	4-4	2	3	5	2	2	20	2	0	0	0	1	0	0	12	
42	Melodie Kapinga		16:19	0-2	0-0	0-0	1	4	5	1	2	1	0	0	1	0	0	0	0	0	5
Team							1	2	3			0		0							
Totals			32-71	7-18	15-23	13	22	35	19	16	86	10	9	8	2	1	-13				

Technical Fouls: NONE

Shooting By Period		
1st FG%	7-22	31.8%
3PT%	1-3	33.3%
FT%	0-2	0%
2nd FG%	7-17	41.2%
3PT%	2-6	33.3%
FT%	0-0	0%
3rd FG%	8-14	57.1%
3PT%	2-3	66.7%
FT%	3-4	75%
4th FG%	10-18	55.6%
3PT%	2-6	33.3%
FT%	8-11	72.7%
GM FG%	32-71	45.1%
3PT%	7-18	38.9%
FT%	15-23	65.2%

Dead Ball Rebounds: 2, 1

Georgia Southern - 99 Record: 9-2 (1-1)

No.	Name	Min	FG	3P	FT	M-A	M-A	M-A	OR	DR	TOT	PF	FG	TP	AS	TO	ST	BLOCKS	BS	BA	+/-
11	Shy Booker	F	17:31	3-4	0-1	0-0	1	6	7	0	1	6	2	6	0	0	0	0	0	0	19
1	Andreana Winster	G	20:53	4-9	3-7	0-0	0	0	0	1	0	11	1	0	0	1	0	0	0	1	25
3	Terren Ward	G	33:36	14-21	8-10	6-7	0	6	6	3	5	40	2	4	1	0	0	1	0	0	21
10	Le'Andrea Gillis	G	23:06	3-9	3-6	3-3	1	2	3	0	3	12	1	1	0	0	1	1	0	0	1	15
22	Ja'nya Love-Hill	G	30:13	3-5	0-0	4-6	0	2	3	4	4	10	8	1	0	0	0	1	0	0	15
33	Simone James		10:44	0-2	0-1	0-0	0	3	3	1	0	0	0	0	2	1	0	0	0	0	-12
55	Lydia Freeman		08:12	1-1	0-0	0-0	0	1	1	2	0	2	0	1	0	0	0	0	0	0	0
4	Constance Thomas		13:12	0-2	0-0	0-0	0	2	2	1	1	1	4	0	0	0	0	0	0	0	-12
20	Taya Gibson		23:18	6-9	0-0	3-3	5	3	8	2	3	15	3	0	0	0	0	0	0	0	19
41	Eden Johnson		07:17	0-2	0-1	0-0	0	2	2	0	0	0	0	1	1	0	0	0	0	0	-6
2	Paris Miller		08:05	1-3	0-2	0-0	0	1	1	2	1	1	2	0	1	0	0	0	0	0	-11
21	Amoni Byrd		03:53	0-0	0-0	0-0	0	0	0	0	0	0	0	0	0	0	0	0	0	0	-5
Team							1	4	5			0		0							
Totals			35-67	12-26	17-21	10	32	42	16	13	99	21	13	4	1	2	13				

Technical Fouls: NONE

Shooting By Period		
1st FG%	9-19	47.4%
3PT%	2-5	40.0%
FT%	6-6	100%
2nd FG%	7-21	33.3%
3PT%	0-2	0.0%
FT%	2-3	66.7%
3rd FG%	8-23	34.8%
3PT%	1-2	50.0%
FT%	2-2	100%
4th FG%	11-21	52.4%
3PT%	1-5	20.0%
FT%	3-4	75%
GM FG%	35-67	52.2%
3PT%	12-28	42.9%
FT%	17-21	81.0%

Dead Ball Rebounds: 3, 3

	ARKST	GASO
Biggest lead	0 (1st 10:00)	17 (3rd 6:06)
Best Scoring Run	5 (4th 9:48)	9 (3rd 6:05)
Lead Changes	0	
Times Tied	0	
Time with Lead	00:00	39:16

Points from the paint	ARKST	GASO
Turnovers	12	8
Paint	32	32
Second Chance	8	12
Fast Breaks	13	8
Bench	21	20

Period by Period Scoring	1st	2nd	3rd	4th	TOT
ARKST	15	16	25	30	86
GASO	22	20	24	33	99

Official Basketball Box Score - Final
Troy at Arkansas State
01/05/23 First National Bank Arena, Jonesboro, Ark.
2022-23 Women's Basketball

Game Time: 7:00 PM
Game Duration: 1:58
Attendance: 1,032

Officials: Ty Ellis, Nicole Brannon, Leah Lanie

Troy - 83 Record: 7-7 (2-1)

No.	Name	Min	FG	3P	FT	M-A	M-A	M-A	OR	DR	TOT	PF	FG	TP	AS	TO	ST	BLOCKS	BS	BA	+/-
10	Tal'Sheka Porchia	F	26:11	1-5	0-0	7-8	2	6	8	3	5	9	0	3	1	0	0	3			
20	Janeen Camp	G	24:58	3-6	0-0	2-2	4	7	11	4	1	8	0	8	1	1	2	3	0	3	13
3	Makayla Hallmon	G	27:38	5-15	1-3	4-4	2	1	3	3	2	15	4	3	2	0	0	0	0	0	25
12	Nia Daniel	G	24:49	6-15	2-5	3-4	2	3	5	1	2	17	1	3	4	0	0	0	0	0	13
22	Sharonica Hartsfield	G	27:32	1-5	0-0	0-0	0	4	3	7	4	1	2	2	3	2	0	0	0	0	25
0	Gabbi Cartagena		14:49	2-6	1-4	2-2	1	1	2	0	1	7	2	0	0	0	0	0	0	0	3
5	Jada Walton		20:12	1-5	0-1	3-3	2	5	7	0	2	5	1	4	1	0	0	0	0	0	-11
11	Ja'Mia Hollings		15:54	4-5	0-1	0-0	3	3	6	1	0	8	0	0	1	0	0	0	0	0	7
13	Amber Leggett		12:57	5-13	0-0	2-3	5	1	6	1	3	12	1	1	1	0	0	0	0	0	9
1	Mary Delgado		05:00	0-0	0-0	0-0	0	0	0	0	0	0	0	0	0	0	0	0	0	0	-7
Team							0	1	1			0		0							
Totals			28-75	4-14	23-26	25	31	56	17	17	83	13	18	12	3	1	16				

Technical Fouls: NONE

Shooting By Period		
1st FG%	9-19	47.4%
3PT%	2-5	40.0%
FT%	6-6	100%
2nd FG%	7-21	33.3%
3PT%	0-2	0.0%
FT%	2-3	66.7%
3rd FG%	8-23	34.8%
3PT%	1-2	50.0%
FT%	2-2	100%
4th FG%	11-21	52.4%
3PT%	1-5	20.0%
FT%	3-4	75%
GM FG%	28-75	37.3%
3PT%	4-14	28.6%
FT%	23-26	88.5%

Dead Ball Rebounds: 3, 0

Arkansas State - 67 Record: 5-9 (0-3)

No.	Name	Min	FG	3P	FT	M-A	M-A	M-A	OR	DR	TOT	PF	FG	TP	AS	TO	ST	BLOCKS	BS	BA	+/-
30	Kiayra Ellis	F	18:21	0-2	0-0	0-0	1	2	3	2	0	0	0	0	3	2	1	1	1	0	-6
10	Keya Patton	G	25:10	3-10	1-3	3-4	2	2	4	2	1	10	4	2	0	2	0	0	0	1	-17
11	Mallyn Wilkerson	G	25:11	2-9	2-8	0-0	0	1	1	3	2	6	1	1	4	0	0	1	0	0	-10
15	Annaliese Griffin	G	32:12	8-12	4-6	2-2	3	7	10	1	1	22	0	2	2	0	0	0	0	0	-8
24	Lauryn Pendleton	G	32:40	5-14	0-6	7-7	1	2	3	3	6	17	2	6	3	0	1	0	0	1	-20
2	Leilani Augmon		19:31	1-6	0-1	2-2	1	5	6	1	2	4	2	0	1	0	0	0	1	0	-21
23	Izzy Higginbottom		17:36	2-7	0-3	0-0	0	2	2	1	1	4	0	0	0	0	0	0	0	0	-13
42	Melodie Kapinga		21:59	2-5	0-0	0-2	5	1	6	2	3	4	0	3	0	0	0	0	0	0	-9
0	Jade Upshaw		07:29	0-4	0-3	0-0	0	1	1	1	0	0	0	1	1	0	0	1	0	0	3
Team							3	1	4			0		0	2						
Totals			23-69	7-30	14-17	16	22	38	17	17	67	13	20	13	1	3	-15				

Technical Fouls: NONE

Shooting By Period		
1st FG%	6-16	37.5%
3PT%	2-11	18.2%
FT%	0-0	0%
2nd FG%	9-22	40.9%
3PT%	4-7	57.1%
FT%	0-0	0%
3rd FG%	4-15	26.7%
3PT%	0-4	0.0%
FT%	7-7	100%
4th FG%	4-16	25.0%
3PT%	1-8	12.5%
FT%	7-10	70%
GM FG%	23-69	33.3%
3PT%	7-30	23.3%
FT%	14-17	82.4%

Dead Ball Rebounds: 2, 0

	TROY	ASU
Biggest lead	21 (4th 5:05)	0 (1st 10:00)
Best Scoring Run	8 (4th 5:05)	6 (2nd 2:44)
Lead Changes	0	
Times Tied	0	
Time with Lead	39:26	00:00

Points from the paint	TROY	ASU
Turnovers	27	20
Paint	36	18
Second Chance	26	8
Fast Breaks	13	5
Bench	32	12

Period by Period Scoring	1st	2nd	3rd	4th	TOT
TROY	25	16	22	19	83
ASU	14	22	15	16	67

Official Basketball Box Score - Final
App State at Arkansas St.
01/07/23 First National Bank Arena, Jonesboro
2022-23 Women's Basketball

Game Time: 2:00 PM
Game Duration: 1:53
Attendance: 1,014

Officials: Kylie Galloway, Travis Jones, Timothy Greene

App State - 59 Record: 6-9 (2-2)

No.	Name	Min	FG	3P	FT	M-A	M-A	M-A	OR	DR	TOT	PF	FG	TP	AS	TO	ST	BLOCKS	BS	BA	+/-
2	A'Las Gilbert	F	31:25	2-6	0-2	2-2	0	3	3	2	3	6	0	1	0	2	1	0	0	1	-14
0	Alexis Black	G	14:04	2-6	0-1	4-4	0	2	2	1	2	8	0	1	1	0	0	0	0	0	-2
10	Emily Carver	G	35:11	4-11	1-6	0-0	4	2	6	2	1	9	1	0	1	0	0	0	0	0	-2
20	Brooke Bigott	G	30:10	2-5	1-3	1-4	1	2	3	3	3	6	1	1	0	0	1	0	0	0	-2
24	Janay Sanders	G	36:36	5-14	1-2	2-3	2	1	3	0	3	13	3	4	0	0	1	4	0	0	-4
11	Faith Alston		26:39	4-9	0-0	0-0	2	3	5	3	3	8	1	1	1	1	0	0	0	0	-2
21	Lauren Carter		10:29	1-2	0-0	0-0	2	3	5	1	0	2	0	1	0	1	0	2	0	0	-22
12	Zada Porter		10:34	3-4	0-1	0-0	1	3	4	1	0	6	0	2	0	0	0	0	0	3	
1	Mariah Frazier		04:52	0-0	0-0	1-2	1	2	3	0	3	1	0	0	0	0	0	0	0	5	-4
Team							0	6	6			0		0	2						
Totals			23-57	3-17	10-15	13	27	40	13	18	59	6	13	3	2	3	1				

Technical Fouls: NONE

Shooting By Period		
1st FG%	9-31	29.0%
3PT%	2-5	40.0%
FT%	5-6	83.3%
2nd FG%	8-16	50.0%
3PT%	1-2	50.0%
FT%	2-4	50%
3rd FG%	5-15	33.3%
3PT%	0-3	16.7%
FT%	2-2	100%
4th FG%	6-13	46.2%
3PT%	1-4	25.0%
FT%	1-3	33.3%
GM FG%	23-57	40.4%
3PT%	3-17	17.6%
FT%	10-15	66.7%

Dead Ball Rebounds: 3, 0

Arkansas St. - 58 Record: 5-10 (0-4)

No.	Name	Min	FG	3P	FT	M-A	M-A	M-A	OR	DR	TOT	PF	FG	TP	AS	TO	ST	BLOCKS	BS	BA	+/-
2	Leilani Augmon	F	19:14	2-6	0-0	0-0	0	4	4	1	0	4	1	1	2	2	0	0	4		
42	Melodie Kapinga	C	17:52	2-5	0-0	0-0	4	4	8	2	1	4	0	2	0	0	0	0	0	-8	
10	Keya Patton	G	33:01	1-9	0-0	0-0	1	0	1	1	1	2	0	2	1	1	1	4			
15	Annaliese Griffin	G	25:24	1-2	1-2	3-4	2	5	7	4	4	6	3	3	1	0	0	7			
23	Izzy Higginbottom	G	30:56	4-13	1-3	7-8	1	2	3	1	5	16	1	1	1	0	0	4			
30	Kiayra Ellis		18:35	1-3	0-0	0-0	1	4	5	4	0	2	0	1	0	2	1	0			
0	Jade Upshaw		09:04	2-6	1-3	0-0	1	0	1	1	0	5	1	1	0	0	0	4			
11	Mallyn Wilkerson		19:32	2-4	2-4	0-0	0	0	0	1	0	6	2	1	0	0	0	-12			
24	Lauryn Pendleton		26:22	5-9	1-3	2-2	1	2	3	0	3	13	1	3	1	0	0	0	-8		
Team							1	1	2			0		1							
Totals			20-57	6-15	12-14	11	23	34	18	13	58	12	14	4	3	2	1				

Technical Fouls: NONE

Shooting By Period		
1st FG%	5-11	45.5%
3PT%	1-2	50.0%
FT%	7-8	87.5%
2nd FG%	5-18	27.8%
3PT%	1-2	50.0%
FT%	2-2	100%
3rd FG%	3-14	21.4%
3PT%	3-5	60.0%
FT%	0-0	0%
4th FG%	7-14	50%
3PT%	1-6	16.7%
FT%	3-4	75%
GM FG%	20-57	35.1%
3PT%	6-15	40.0%
FT%	12-14	85.7%

Dead Ball Rebounds: 1, 0

	APP	ASU
Biggest lead	10 (3rd 9:04)	6 (1st 5:10)
Best Scoring Run	7 (2nd 8:17)	13 (3rd 5:14)
Lead Changes	11	
Times Tied	10	
Time with Lead	17:38	13:03

Points from the paint	APP	ASU
Turnovers	10	12
Paint	40	14
Second Chance	7	10
Fast Breaks	4	0
Bench	17	26

Period by Period Scoring	1st	2nd	3rd	4th	TOT
APP	13	19	13	14	59
ASU	14	13	21	10	58

Official Basketball Box Score - Final
Arkansas State at Southern Miss
01/12/23 Reed Green Coliseum, Hattiesburg, Miss.
2022-23 Women's Basketball

Game Time: 6:00 PM
Game Duration: 2:02
Attendance: 800

Officials: Dawn Marsh, Marcus Smith, Marlin Ramsey

Arkansas State - 36 Record: 5-11 (0-5)

No.	Name	Min	FG	3P	FT	M-A	M-A	M-A	OR	DR	TOT	PF	FG	TP	AS	TO	ST	BLOCKS	BS	BA	+/-
42	Melodie Kapinga	C	25:04	2-10	1-4	6-6	4	10	2	7	8	0	0	2	1	0	1	0	1	0	-14
10	Keya Patton	G	28:26	0-7	0-2	1-2	0	2	2	2	3	1	1	6	1	1	0	0	0	0	-16
11	Mallyn Wilkerson	G	22:40	3-6	2-5	0-0	0	2	2	0	2	1	1	8	1	3	2	0	0	4	
15	Annaliese Griffin	G	25:22	1-4	0-1	0-0	1	2	3	1	2	3	0	2	1	0	0	0	0	0	-17
24	Lauryn Pendleton	G	23:12	1-4	0-0	0-0	0	2	2	2	2	2	1	3	1	0	2	0	0	2	-9
0	Jade Upshaw		11:46	2-6	1-4	0-0	1	1	2	2	1	5	0	1	0	0	0	0	0	0	-17
23	Izzy Higginbottom		18:52	1-5	0-2	0-0	0	1	1	0	2	2	0	2	2	0	0	0	0	-22	
30	Kiayra Ellis		25:13	0-3	0-0	0-0	1	3	4	1	1	0	2	1	0	0	1	0	0	-17	
4	Bre Beck		10:11	2-3	1-1	0-0	0	1	1	2	0	5	1	6	1	0	0	0	0	-9	
3	Tierney Echols		04:37	0-3	0-1	1-2	3	0	3	2	1	1	0	2	0	0	0	0	0	0	3
14	Jada Williams		04:37	1-1	0-0	0-0	0	0	0	2	0	2	0	0	0	0	0	0	0	0	0
Team							2	5	7			0		2							
Totals			13-51	4-15	8-10	16	20	36	19	19	38	7	27	9	4	3	-25				

Technical Fouls: Ellis 3rd 22:29

Shooting By Period		
1st FG%	2-13	15.4%
3PT%	1-5	16.7%
FT%	1-1	100%
2nd FG%	5-16	31.3%
3PT%	2-4	50.0%
FT%	0-0	0%
3rd FG%	1-10	10.0%
3PT%	0-2	0.0%
FT%	0-0	0%
4th FG%	5-12	41.7%
3PT%	1-3	33.3%
FT%	5-8	62.5%
GM FG%	13-51	25.5%
3PT%	4-15	26.7%
FT%	6-10	60.0%

Dead Ball Rebounds: 3, 0

Southern Miss - 61 Record: 11-5 (4-1)

No.	Name	Min	FG	3P	FT	M-A	M-A	M-A	OR	DR	TOT	PF	FG	TP	AS	TO	ST	BLOCKS	BS	BA	+/-
45	Melyia Grayson	C	20:18	4-4	0-0	2-3	1	3	4	4	2	10	0	0	0	0	0	0	2		
2	Dominique Davis	G	31:39	6-15	0-1	3-3	1	0	1	0	5	15	1	4	0	0	0	1	0		
3	Jacorriah Bracey	G	29:04	7-12	1-3	1-2	1	6	7	2	3	16	1	4	3	0	1	1	1	-17	
20	Chardai Watkins	G	24:23	0-3	0-0	1-2	2	5	7	1	2	1	1	3	4	0	1	1	0	5	
22	Lauren Cross	G	17:34	1-3	0-0	0-0	1	2	3	1	0	2	1	0	2	2	0	0	0	0	-4
35	Aalija Leake		17:40	2-3	0-0	0-0	2	2	4	1	1	4	1	2	0	3	1	1	0	-7	
4	Lani Cornfield		21:35	4-8	1-2	4-5	0	0	0	3	3	13	1	3	2	0	0	0	1	5	
24	Rose Warren		18:00	0-5	0-2	0-0	0	0	0	1	1	0	0	1	0	0	0	0	0	0	-7
15	Femi Funeus		11:36	1-3	0-0	0-0	0	2	2	3	0	2	0	0	0	0	0	1	1	6	
5	Emma Wallhoff		03:27	0-0	0-0	0-0	0	0	0	0	0	0	0	0	0	0	0	0	0	4	
23	Morgan Ward		02:20	0-0	0-0	0-0	0	0	0	0	0	0	0	0	0	0	0	0	0	5	
12	Asia Broughton		02:02	0-0	0-0	0-0	0	1	1	0	0	0	0	0	0	0	0	0	0	0	
Team							6	3	9			0		2							
Totals			24-56	2-9	11-15	14	23	37	19	18	61	9	3	16	3	4	25				

Technical Fouls: NONE

Shooting By Period		
1st FG%	5-13	38.5%
3PT%	0-0	0.0%
FT%	1-2	50%
2nd FG%	4-13	30.8%
3PT%	0-3	0.0%
FT%	1-1	100%
3rd FG%	10-18	55.6%
3PT%	2-5	40.0%
FT%	3-5	60%
4th FG%	5-12	41.7%
3PT%	0-1	0.0%
FT%	6-7	85.7%
GM FG%	24-56	42.9%
3PT%	2-9	22.2%
FT%	11-15	73.3%

Dead Ball Rebounds: 2, 0

	ASU	USM
Biggest lead	0 (1st 10:00)	27 (4th 8:11)
Best Scoring Run	8 (4th 5:54)	16 (3rd 0:01)
Lead Changes	0	
Times Tied	1	
Time with Lead	00:00	37:40

Points from the paint	ASU	USM
Turnovers	17	26
Paint	16	36
Second Chance	17	7
Fast Breaks	8	12
Bench	15	19

Period by Period Scoring	1st	2nd	3rd	4th	TOT
ASU	6	12	2	16	36
USM	11	9	25	16	61

Official Basketball Box Score - Final
Arkansas St. at Texas St.
01/14/23 Strahan Arena, San Marcos
2022-23 Women's Basketball

Game Time: 2:00 PM
Game Duration: 2:04
Attendance: 716

Officials: Nicole Brannon, Chaney Mueich, Victoria Francis

Arkansas St. - 55 Record: 5-12 (0-6)

No.	Name	Min	FG	3P	FT	M-A	M-A	M-A	OR	DR	TOT	PF	FG	TP	AS	TO	ST	BLOCKS	BS	BA	+/-
42	Melodie Kapinga	C	25:54	2-4	0-0	1-5	5	3	8	2	4	5	0	2	1	1	1	24			
10	Keya Patton	G	27:13	2-11	0-0	9-10	1	2	3	2	5	13	0	1	1	0	0	1			
11	Mallyn Wilkerson	G	24:28	2-7	2-6	0-0	0	4	4	0	0	6	0	1	1	0	0	-26			
15	Annaliese Griffin	G	29:38	4-9	1-4	4-6	4	3	7	3	5	13	0	2	0	0	0	-26			
24	Lauryn Pendleton	G	20:21	0-9	0-2	4-4	1	2	3	3	4	4	1	4	0	0	2	-17			
2	Leilani Augmon		19:02	1-6	0-1	0-0	1	1	2	3	0	2	2	0	0	0	0	-13			
0	Jade Upshaw		18:10	3-7	1-3	4-4	0	0	0	1	3	11	0	1	2	0	0	-18			
30	Kiayra Ellis		16:26	0-3	0-0	1-2	2	0	2	0	2	1	1	3	0	1	0	-15			
14	Jada Williams		08:02	0-2	0-2	0-0	0	2	2	1	0	0	0	0	0	2	0	-3			
4	Bre Beck		06:30	0-0	0-0	0-0	0	0	0	2	0	0	0	0	0	0	0	2			
3	Tierney Echols		04:16	0-2	0-1	0-0	0	0	0	3	0	0	0	1	0	0	0	-3			
Team							3	1	4			0		0							
Totals			14-60	4-19

2022-23 REVIEW
BOX SCORES

Official Basketball Box Score - Final
Arkansas State at Louisiana
01/01/06 Cajundome, Lafayette, La.
2022-23 Women's Basketball

Game Time: 2:35 PM
Game Duration: 2:09
Attendance: 404

Officials: Ty Seales, Nadi Corey, John Fletcher

Arkansas State - 46 Record: 6-13 (3-7)

No.	Name	Min	FG M-A	3P M-A	FT M-A	Rebounds OR	DR	TOT	Fouls PF	FD	TP	AS	TO	ST	Blocks BS	BA	+/-
42	Melodie Kapinga	C 28:33	3-13	0-3	2-4	4	6	10	2	3	8	1	1	0	0	0	-7
0	Jade Upshaw	G 07:28	1-4	1-3	0-0	1	1	2	3	0	3	0	2	0	0	0	20
11	Mailyn Wilkerson	G 24:56	0-9	0-6	0-0	0	1	1	0	0	0	1	0	0	0	0	-8
15	Annaliese Griffin	G 33:12	2-5	0-2	4-5	3	2	5	3	4	10	3	1	1	0	0	-5
24	Lauryn Pendleton	G 38:18	3-13	0-7	2-2	1	6	7	2	2	8	3	3	2	1	0	-2
2	Leilani Augmon	F 07:07	4-7	0-1	0-0	3	7	10	3	0	8	3	0	0	0	1	1
23	Izzy Higginbottom	F 26:45	5-12	2-6	0-0	0	1	1	3	3	12	1	4	1	0	0	6
35	Kiayra Ellis	F 28:41	2-6	0-0	0-0	1	2	3	1	0	4	0	1	2	0	0	-10
Team						0	0	0			0		1				
Totals		200	20-59	3-24	5-6	13	24	37	18	12	48	8	21	7	3	1	-3

Technical Fouls:NONE

	Rebounds	Points
1st PG%	5-17	29.4%
3PT%	1-9	11.1%
FT%	0-0	0%
2nd PG%	3-8	37.5%
3PT%	2-8	25.0%
FT%	0-0	0%
3rd PG%	3-15	20.0%
3PT%	1-7	14.3%
FT%	5-5	100%
4th PG%	8-13	61.5%
3PT%	0-1	0%
FT%	0-0	0%
OT PG%	1-6	16.7%
3PT%	0-3	0.0%
FT%	0-0	0%
GM PG%	20-59	33.9%
3PT%	3-24	12.5%
FT%	5-5	100.0%

Dead Ball Rebounds: 1, 0

Louisiana - 49 Record: 11-9 (6-3)

No.	Name	Min	FG M-A	3P M-A	FT M-A	Rebounds OR	DR	TOT	Fouls PF	FD	TP	AS	TO	ST	Blocks BS	BA	+/-
5	Tamara Johnson	F 41:44	5-12	0-3	0-0	2	10	12	2	3	10	1	2	0	1	1	-5
30	Caira Wren	F 31:07	1-3	0-0	1-4	1	3	4	3	3	3	0	4	1	0	1	9
3	Nubia Benedith	G 36:23	6-15	0-3	1-2	0	1	1	3	2	13	0	3	1	0	1	1
23	Alicia Blanton	G 26:08	2-5	0-0	4-4	2	2	4	1	5	8	0	3	2	0	0	17
24	Destiny Rice	G 25:20	2-3	0-0	0-2	1	4	5	1	2	4	2	3	1	0	0	6
1	Mariah Stewart	13:59	0-1	0-0	0-0	0	1	1	0	1	0	0	0	0	0	0	2
21	Sherry Porter	35:18	4-10	1-3	0-0	3	0	3	1	1	9	2	2	1	0	0	-10
32	Jaylyn James	11:08	1-6	0-2	0-0	1	2	3	0	0	2	1	3	0	0	0	-3
00	Ashlyn Jones	04:04	0-2	0-0	0-0	0	0	0	0	1	0	0	0	0	0	0	3
Team						4	3	7			0		2				
Totals		200	21-57	1-12	6-12	14	25	39	12	18	49	5	22	6	1	3	1

Technical Fouls:NONE

	Rebounds	Points
1st PG%	6-14	42.9%
3PT%	0-3	0.0%
FT%	0-0	0%
2nd PG%	6-13	46.2%
3PT%	1-3	33.3%
FT%	0-0	0%
3rd PG%	4-12	33.3%
3PT%	0-3	0.0%
FT%	3-4	75%
4th PG%	4-12	33.3%
3PT%	0-2	0.0%
FT%	2-2	100%
OT PG%	1-6	16.7%
3PT%	0-1	0.0%
FT%	1-4	25%
GM PG%	21-57	36.8%
3PT%	1-12	8.3%
FT%	6-12	50.0%

Dead Ball Rebounds: 4, 1

	ASU	LA
Biggest lead	5 (1st 5:35)	03:07 (7-53)
Best Scoring Run	6 (1st 3:35)	14(2nd 4:24)
Lead Changes	2	
Times Tied	3	
Time with Lead	05:17	35:36

Points from	ASU	LA
Turnovers	17	20
Paint	18	24
Second Chance	8	7
Fast Breaks	8	19
Bench	34	9

Period by Period Scoring						
	1st	2nd	3rd	4th	OT	TOT
ASU	11	7	12	16	2	48
LA	12	13	1	15	3	49

Official Basketball Box Score - Final
Southern Miss at Arkansas State
01/26/23 First National Bank Arena, Jonesboro, Ark.
2022-23 Women's Basketball

Game Time: 7:00 PM
Game Duration: 2:05
Attendance: 1,014

Officials: Randy Robertson, Sarah Williams, Simone Redd

Southern Miss - 68 Record: 14-6 (7-2)

No.	Name	Min	FG M-A	3P M-A	FT M-A	Rebounds OR	DR	TOT	Fouls PF	FD	TP	AS	TO	ST	Blocks BS	BA	+/-
15	Femi Funeus	F 27:06	3-4	0-0	3-4	3	4	7	2	4	9	0	4	0	0	1	20
45	Makyla Grayson	C 35:56	4-11	0-0	5-6	5	4	9	3	7	13	3	5	0	3	0	3
2	Domonique Davis	G 32:31	4-12	1-4	7-9	0	10	10	2	5	16	5	4	1	0	1	11
3	Jaconiah Bracey	G 37:26	3-9	1-1	4-6	4	5	9	1	3	11	1	2	1	0	0	10
22	Laurae Gross	G 23:16	2-3	2-3	0-0	0	2	2	1	0	6	0	1	1	0	0	3
20	Chardai Watkins	05:39	0-1	0-0	0-0	0	0	0	0	0	0	0	0	0	0	0	-3
4	Lani Cornfield	21:42	3-8	0-1	5-5	0	1	1	4	4	11	1	3	4	0	0	4
24	Rosa Warren	14:49	0-1	0-0	2-2	1	1	2	1	1	2	1	0	2	0	0	3
35	Ashja Leake	01:35	0-0	0-0	0-0	0	0	0	0	0	0	0	0	0	0	0	-2
Team						0	0	0			0		0				
Totals		200	19-49	4-9	26-32	13	27	40	17	24	68	11	19	7	3	2	9

Technical Fouls:NONE

	Rebounds	Points
1st PG%	5-17	29.4%
3PT%	1-9	11.1%
FT%	0-0	0%
2nd PG%	3-8	37.5%
3PT%	2-8	25.0%
FT%	0-0	0%
3rd PG%	3-15	20.0%
3PT%	1-7	14.3%
FT%	5-5	100%
4th PG%	8-13	61.5%
3PT%	0-1	0%
FT%	0-0	0%
OT PG%	1-6	16.7%
3PT%	0-3	0.0%
FT%	0-0	0%
GM PG%	20-59	33.9%
3PT%	3-24	12.5%
FT%	5-5	100.0%

Dead Ball Rebounds: 1, 0

Arkansas State - 59 Record: 6-14 (1-8)

No.	Name	Min	FG M-A	3P M-A	FT M-A	Rebounds OR	DR	TOT	Fouls PF	FD	TP	AS	TO	ST	Blocks BS	BA	+/-
2	Leilani Augmon	F 34:39	5-11	1-3	3-4	0	4	4	4	4	14	3	1	2	1	0	-8
42	Melodie Kapinga	C 34:39	2-5	0-0	0-0	0	4	4	8	3	0	4	0	2	0	0	1
15	Annaliese Griffin	G 26:05	1-6	0-3	0-0	0	4	4	4	5	2	0	0	1	0	0	-9
23	Izzy Higginbottom	G 27:12	3-10	2-4	0-0	1	2	3	0	1	8	1	6	2	1	0	-9
24	Lauryn Pendleton	G 25:53	4-11	1-3	5-6	0	3	3	5	3	14	2	4	0	1	1	-3
11	Mailyn Wilkerson	14:59	4-5	4-5	0-0	0	0	0	1	2	12	1	4	1	0	0	4
30	Kiayra Ellis	05:16	0-1	0-0	1-1	2	5	0	0	0	0	2	0	0	0	1	4
0	Jade Upshaw	08:35	2-7	1-5	0-0	1	1	2	0	2	5	0	0	0	0	0	-3
10	Keya Patton	22:42	0-0	0-0	0-0	2	1	3	2	0	0	2	2	0	0	0	-9
Team						0	0	0			0		0				
Totals		200	21-56	9-23	8-10	9	20	29	24	17	59	14	17	5	2	3	-9

Technical Fouls:NONE

	Rebounds	Points
1st PG%	6-20	30.0%
3PT%	1-9	11.1%
FT%	2-2	100%
2nd PG%	6-14	42.9%
3PT%	2-3	66.7%
FT%	1-2	50%
3rd PG%	3-7	42.9%
3PT%	1-3	33.3%
FT%	3-4	75%
4th PG%	6-15	40.0%
3PT%	3-6	50.0%
FT%	2-2	100%
GM PG%	21-56	37.5%
3PT%	9-23	39.1%
FT%	8-10	80.0%

Dead Ball Rebounds: 1, 0

	USM	ASU
Biggest lead	0 (4th 0:38)	12 (3rd 8:52)
Best Scoring Run	9(3rd 0:56)	7(2nd 2:11)
Lead Changes	4	
Times Tied	5	
Time with Lead	12:01	23:17

Points from	USM	ASU
Turnovers	16	20
Paint	26	14
Second Chance	12	10
Fast Breaks	3	6
Bench	13	12

Period by Period Scoring						
	1st	2nd	3rd	4th	OT	TOT
USM	15	7	17	29		68
ASU	15	17	10	17		59

Official Basketball Box Score - Final
Marshall at Arkansas State
01/28/23 First National Bank Arena, Jonesboro, Ark.
2022-23 Women's Basketball

Game Time: 2:00 PM
Game Duration: 2:11
Attendance: 1,117

Officials: Travis Jones, Leah Lanie, Stephanie Bankoske

Marshall - 71 Record: 12-9 (5-5)

No.	Name	Min	FG M-A	3P M-A	FT M-A	Rebounds OR	DR	TOT	Fouls PF	FD	TP	AS	TO	ST	Blocks BS	BA	+/-
25	Mahogany Matthews	F 21:53	2-4	0-0	1-2	0	2	2	3	3	5	1	1	0	4	0	9
0	Kia Sivils	G 23:18	0-1	0-0	0-0	2	3	5	2	2	0	1	1	0	0	0	8
2	Roshala Scott	G 32:40	10-16	2-5	3-5	1	4	5	0	3	25	3	1	0	0	0	14
4	Abby Beaman	G 38:53	3-12	0-3	8-8	2	10	12	0	7	14	7	2	1	0	2	14
21	Terah Harness	G 12:40	1-4	0-3	2-2	0	0	0	1	1	4	2	0	0	0	0	13
5	Samantha Lafon	17:27	4-8	0-0	1-2	4	3	7	2	2	9	1	0	0	0	1	5
15	Sydni Scott	24:51	3-8	2-4	0-0	1	2	3	3	1	8	0	0	0	0	0	-7
23	Meredith Maier	18:29	2-4	1-3	0-0	0	3	3	1	0	5	0	1	0	0	0	2
20	Payton Horton	06:19	0-1	0-0	0-0	0	0	0	0	0	0	0	0	0	0	0	1
30	Aaronna Redman	03:30	0-0	0-0	0-0	0	0	0	0	0	0	0	0	0	0	0	-7
Team						2	2	4			0		2				
Totals		200	25-58	5-20	16-21	12	31	43	13	21	71	15	10	3	4	3	12

Technical Fouls:Bench 1*10:00

	Rebounds	Points
1st PG%	9-14	64.3%
3PT%	3-7	42.9%
FT%	4-6	66.7%
2nd PG%	5-13	38.5%
3PT%	1-3	33.3%
FT%	3-4	75%
3rd PG%	5-14	35.7%
3PT%	0-5	0.0%
FT%	5-7	71.4%
4th PG%	6-17	35.3%
3PT%	1-5	20.0%
FT%	4-4	100%
GM PG%	25-58	43.1%
3PT%	5-20	25.0%
FT%	16-21	76.2%

Dead Ball Rebounds: 3, 1

Arkansas State - 59 Record: 6-15 (1-9)

No.	Name	Min	FG M-A	3P M-A	FT M-A	Rebounds OR	DR	TOT	Fouls PF	FD	TP	AS	TO	ST	Blocks BS	BA	+/-
2	Leilani Augmon	F 32:10	4-9	1-2	2-2	5	6	11	5	4	11	1	0	1	1	0	-11
42	Melodie Kapinga	C 23:01	1-3	0-0	0-0	6	6	12	2	1	2	0	2	1	0	0	-1
15	Annaliese Griffin	G 19:05	3-7	0-0	3-3	4	2	6	4	2	9	1	1	0	1	0	-15
23	Izzy Higginbottom	G 34:02	6-22	2-9	4-4	2	1	3	1	1	18	2	2	0	0	1	-16
24	Lauryn Pendleton	G 21:50	1-7	0-2	0-0	1	1	2	1	0	2	1	0	1	0	1	-8
11	Mailyn Wilkerson	18:50	0-4	0-4	0-0	1	0	1	4	0	0	1	1	0	0	0	-17
30	Kiayra Ellis	22:50	3-9	0-2	2-3	2	4	6	2	2	8	1	0	1	0	1	-6
0	Jade Upshaw	08:53	2-9	1-6	0-0	2	0	2	0	0	5	0	0	1	0	0	0
10	Keya Patton	19:10	1-5	1-2	1-2	1	4	5	3	1	4	1	0	0	1	1	2
Team						3	5	8			0		0				
Totals		200	21-76	5-27	12-14	22	23	45	21	12	59	11	8	5	3	4	-12

Technical Fouls:NONE

	Rebounds	Points
1st PG%	7-21	33.3%
3PT%	1-7	14.3%
FT%	6-7	85.7%
2nd PG%	5-17	29.4%
3PT%	2-5	40.0%
FT%	1-1	100%
3rd PG%	4-17	23.5%
3PT%	1-8	12.5%
FT%	2-2	100%
4th PG%	5-21	23.8%
3PT%	1-7	14.3%
FT%	3-4	75%
GM PG%	21-76	27.6%
3PT%	5-27	18.5%
FT%	12-14	85.7%

Dead Ball Rebounds: 3, 0

	MU	ASU
Biggest lead	14 (4th 0:39)	2 (1st 10:00)
Best Scoring Run	8(4th 9:27)	7(1st 1:27)
Lead Changes	1	
Times Tied	3	
Time with Lead	38:10	00:48

Points from	MU	ASU
Turnovers	6	11
Paint	36	22
Second Chance	7	15
Fast Breaks	14	3
Bench	23	17

Period by Period Scoring						
	1st	2nd	3rd	4th	OT	TOT
MU	25	14	15	17	71	
ASU	21	13	11	14	59	

Official Basketball Box Score - Final
Arkansas St. at Coastal Carolina
02/02/23 The HTC Center, Conway, S.C.
2022-23 Women's Basketball

Game Time: 6:00 PM
Game Duration: 1:50
Attendance: 501

Officials: Kyle Galloway, Carla Roberts-Jeter, Michael Aguilar

Arkansas St. - 69 Record: 7-13 (2-8)

No.	Name	Min	FG M-A	3P M-A	FT M-A	Rebounds OR	DR	TOT	Fouls PF	FD	TP	AS	TO	ST	Blocks BS	BA	+/-
2	Leilani Augmon	F 35:38	3-12	0-1	2-2	2	3	5	2	1	8	0	4	1	1	1	-5
42	Melodie Kapinga	C 14:31	2-3	0-0	0-0	3	1	4	4	0	4	0	2	0	1	0	5
15	Annaliese Griffin	G 30:05	3-6	1-2	4-4	0	4	4	1	3	11	1	3	2	0	1	14
23	Izzy Higginbottom	G 31:37	7-19	3-4	7-8	1	3	4	2	5	24	3	3	6	0	2	1
24	Lauryn Pendleton	G 26:59	4-14	0-2	0-0	2	7	9	2	2	8	4	1	0	0	1	10
30	Kiayra Ellis	18:19	0-2	0-0	0-0	0	4	4	1	0	0	0	0	2	1	0	-6
10	Keya Patton	14:23	1-5	1-3	1-2	0	3	3	0	0	3	0	0	0	0	0	0
11	Mailyn Wilkerson	18:16	2-4	2-3	2-2	0	0	0	0	1	8	1	0	1	0	0	0
0	Jade Upshaw	10:12	1-2	0-1	0-0	0	1	1	0	2	2	0	1	0	0	0	-1
Team						2	2	4			0		0				
Totals		200	23-67	7-16	16-18	10	25	35	13	13	69	12	12	14	5	4	4

Technical Fouls:NONE

	Rebounds	Points
1st PG%	4-15	26.7%
3PT%	2-7	28.6%
FT%	2-2	100%
2nd PG%	10-21	47.6%
3PT%	4-6	66.7%
FT%	0-0	0%
3rd PG%	4-13	30.8%
3PT%	0-1	0.0%
FT%	8-8	100%
4th PG%	5-18	27.8%
3PT%	1-2	50.0%
FT%	6-8	75%
GM PG%	23-67	34.3%
3PT%	7-16	43.8%
FT%	16-18	88.9%

Dead Ball Rebounds: 2, 0

Coastal Carolina - 65 Record: 10-12 (5-4)

No.	Name	Min	FG M-A	3P M-A	FT M-A	Rebounds OR	DR	TOT	Fouls PF	FD	TP	AS	TO	ST	Blocks BS	BA	+/-
21	Aja Blount	F 31:06	5-12	0-0	7-9	5	5	10	0	6	17	2	4	1	1	0	-11
0	Helena Delaruelle	G 34:18	1-4	0-2	0-0	3	7	10	3	1	2	6	1	1	0	0	0
3	Anaya Barney	G 29:02	2-11	0-6	0-0	1	3	4	1	0	4	5	2	1	0	0	5
5	Deaja Richardson	G 33:34	8-16	2-7	2-3	4	3	7	3	4	16	5	5	1	0	1	1
11	Angie Juste-Jean	G 24:03	3-8	1-3	0-0	1	6	7	3	0	7	0	4	1	0	1	7
31	Arielle Vadnais Belinga	08:23	3-4	0-0	1-1	0	0	0	1	1	7	0	0	0	0	0	6
2	Jordyn Newsome	09:06	1-2	0-1	0-0	1	0	1	1	0	2	0	1	0	0	0	-5
20	Miriam Recarte	27:11	4-9	2-6	0-0	1	4	5	1	0	10	1	3	0	2	0	-3
32	Amaya Adams	03:17	0-1	0-0	0-0	0	1	1	0	1	0	0	0	0	0	0	2
Team						3	5	8			0		2				
Totals		200	25-67	5-25	10-13	19	34	53	13	13	65	15	26	8	4	5	-4

Technical Fouls:NONE

	Rebounds	Points
1st PG%	10-19	52.6%
3PT%	2-6	33.3%
FT%	0-1	0%
2nd PG%	6-15	40.0%
3PT%	1-3	33.3%
FT%	1-1	100%
3rd PG%	6-17	35.3%
3PT%	1-7	14.3%
FT%	4-4	100%
4th PG%	3-16	18.8%
3PT%	1-8	12.5%
FT%	5-7	71.4%
GM PG%	25-67	37.3%
3PT%	5-25	20.0%
FT%	10-13	76.9%

Dead Ball Rebounds: 1, 0

	ASU	CCU
Biggest lead	4 (4th 0:44)	10 (1st 0:04)
Best Scoring Run	7(3rd 8:04)	10(1st 0:42)
Lead Changes	13	
Times Tied	10	
Time with Lead	08:59	24:08

Points from	ASU	CCU
Turnovers	23	6
Paint	24	36
Second Chance	12	17
Fast Breaks	14	4
Bench	14	19

Period by Period Scoring						
	1st	2nd	3rd	4th	OT	TOT
ASU	12	14	17	12		69
CCU	22	14	17	12		65

Official Basketball Box Score - Final
Old Dominion at Arkansas State
02/04/23 First National Bank Arena, Jonesboro,Ark.
2022-23 Women's Basketball

Game Time: 4:30 PM
Game Duration: 2:05
Attendance: 1,402

Officials: Royce Blevins, Ty Bills, Hannah Reynolds

Old Dominion - 87 Record: 16-9 (8-4)

No.	Name	Min	FG M-A	3P M-A	FT M-A	Rebounds OR	DR	TOT	Fouls PF	FD	TP	AS	TO	ST	Blocks BS	BA	+/-
23	Amari Young	F 19:27	6-10	0-0	4-5	1	4	5	2	7	16	0	1	2	0	0	21
20	Jada Duckett	C 19:15	2-4	0-0	0-0	1	2	3	1	0	4	0	1	2	0	0	12
2	Makayla Dickens	G 21:16	6-8	2-4	2-2	1	0	1	2	4	16	1	2	0	0	0	7
4	Jordan McLaughlin	G 32:19	0-3	0-1	4-4	0	4	4	2	3	4	7	2	1	0	0	11
11	Kaye Clark	G 26:41	6-8	2-4	4-6	1	3	4	3	5	18	2	2	0	0	0	22
12	Brianna Jackson	06:59	1-3	0-0	0-0	0	2	2	0	2	2	0	2	0	0	0	1
14	Jalylia Jones	12:41	3-6	2-3	1-2	1	2	3	2	2	9	1	1	0	0	0	-5
1	Taliah Washington	17:14	1-4	1-3	1-2	0	1	1	1	1	4	3	2	1	0	0	-12
0	Joy Campbell	07:50	0-0	0-0	0-0	1	0	1	1	0	0	3	0	1	0	0	1
3	Alfhea Kara Angeles	06:20	1-1	0-0	0-0	0	0	0	2	0	2	1	0	0	0	0	4
55	Brenda Fontana	13:46	4-8	0-2	0-1	4	3	7	2	1	8	0	1	0	1	0	-1
25	Kaylen Nelson	13:16	2-6	0-1	0-0	0	2	2	1	0	4	0	1	0	0	0	-15
5	Autumn Dodd	02:56	0-0	0-0	0-0	0	1	1	0	1	0	0	0	0	0	0	6
Team						1	0	1			0		1				
Totals		32-61	7-16	16-22	10	24	34	21	24	87	18	14	9	2	0	1	12

Technical Fouls:Dickens 1*6:25

	Rebounds	Points
1st PG%	11-15	73.3%
3PT%	3-4	75.0%
FT%	2-3	66.7%
2nd PG%	6-17	52.9%
3PT%	1-6	16.7%
FT%	3-4	75%
3rd PG%	7-14	50.0%
3PT%	2-4	50.0%
FT%	4-6	66.7%
4th PG%	5-15	33.3%
3PT%	1-4	25.0%
FT%	7-9	77.8%
GM PG%	32-61	52.5%
3PT%	7-18	38.9%
FT%	16-22	72.7%

Dead Ball Rebounds: 2, 0

Arkansas State - 75 Record: 7-16 (2-10)

No.	Name	Min	FG M-A	3P M-A	FT M-A	Rebounds OR	DR	TOT	Fouls PF	FD	TP	AS	TO	ST	Blocks BS	BA	+/-
2	Leilani Augmon	F 25:15	3-6	1-1	2-2	0	4	4	4	1	9	2	3	0	0	0	7
42	Melodie Kapinga	C 25:03	5-5	0-0	1-2	2	3	5	4	1	11	0	1	0	1	0	-5
15	Annaliese Griffin	G 25:27	4-12	2-4	0-2	2	5	7	3	4	10	0	2	1	0	1	-7
23	Izzy Higginbottom	G 37:33	6-15	0-1	7-9	0	5	5	3	6	19	2	3	0	1	0	-8
24	Lauryn Pendleton	G 34:08	4-9	2-2	3-4	0	2	2	5	3	13	3	2	1	0	0	2
30	Kiayra Ellis	16:30	1-4	0-0	0-0	1	3	4	3	0	2	2	3	0	0	0	-16
10	Keya Patton	16:46	1-2	0-0	1-2	1	0	1	2	3	3	0	1	0	0	0	-12
11	Mailyn Wilkerson	14:53	2-2	2-2	0-0	1	1	2	0	1	6	0	0	0	0	0

Official Basketball Box Score - Final
Arkansas St. at James Madison
02/11/23 Atlantic Union Bank Center, Harrisonburg
2022-23 Women's Basketball

Game Time: 4:00 PM
Game Duration: 1:48
Attendance: 3,737

Officials: Reynea Seales, Talisa Green, Nic Capper

Arkansas St. - 57 Record: 5-17 (3-11)

No.	Name	Min	FG M-A	3P M-A	FT M-A	Off	Def	Tot	PF	FD	TP	AS	TO	ST	BS	BA	+/-
42	Melodie Kapinga	C	21:11	2-2	0-0	1-2	3	2	5	4	2	5	0	1	0	0	-4
11	Mailyn Wilkerson	G	17:48	2-6	1-5	0-0	0	1	1	0	0	5	0	1	0	0	-2
15	Annaliese Griffin	G	33:32	10-22	4-8	0-0	5	5	10	2	0	24	0	2	1	0	-10
23	Izzy Higginbottom	G	33:37	5-14	0-3	3-3	1	4	5	2	2	13	7	2	2	0	-5
24	Lauryn Pendleton	G	17:14	0-5	0-1	0-0	0	1	1	0	0	0	2	3	0	0	-7
2	Leilani Augmon		21:41	0-8	0-2	0-0	2	3	5	2	3	0	0	3	0	0	1	-8
30	Kiayra Ellis		21:03	2-4	0-0	0-0	0	3	3	0	4	4	0	1	1	0	0	-10
10	Keya Patton		19:58	0-2	0-1	1-2	0	3	3	2	1	1	4	0	0	0	0	0
0	Jade Upshaw		11:58	2-4	1-3	0-0	0	0	0	2	0	5	0	0	0	0	0	-5
Team						1-2	2	3	5			9		0				
Totals			23-67	6-23	5-17	12	24	36	18	8	57	13	13	4	0	0	-4

Shooting By Period		
1st	FG%	5-13 38.5%
	3PT%	0-4 0.0%
	FT%	1-1 100%
2nd	FG%	5-18 27.8%
	3PT%	2-6 33.3%
	FT%	2-2 100%
3rd	FG%	8-18 44.4%
	3PT%	3-8 37.5%
	FT%	0-0 0%
4th	FG%	5-18 27.8%
	3PT%	1-5 20.0%
	FT%	2-4 50%
GM FG%		23-67 34.3%
3PT%		6-23 26.1%
FT%		5-7 71.4%

Dead Ball Rebounds: 0, 0

Rebounds	
Off	5
Def	26
Team	1
Tot	32

Fouls	
PF	18
FD	13

Blocks	
BS	4
BA	0

Technical Fouls: NONE

James Madison - 70 Record: 20-6 (10-4)

No.	Name		Min	FG M-A	3P M-A	FT M-A	Off	Def	Tot	PF	FD	TP	AS	TO	ST	BS	BA	+/-
32	Ksenia Kozlova	F	32:47	8-14	0-0	1-1	4	4	8	1	5	17	0	2	1	1	0	12
20	Caroline Germond	G	29:32	4-6	1-3	2-2	0	7	7	0	2	11	4	3	2	0	0	5
24	Kobe King-Hawea	G	22:37	1-4	0-2	0-0	1	1	2	1	2	2	0	1	0	0	0	6
25	Jamia Hazell	G	30:22	3-11	1-3	2-2	0	2	2	1	2	9	1	2	2	0	0	12
30	Kiki Jefferson	G	28:03	5-15	1-4	11-13	2	6	8	1	1	22	4	2	1	3	0	10
90	Peyton McDaniel		19:07	2-9	1-6	0-0	0	3	3	2	0	5	1	1	1	0	0	9
33	Steph Duderkirk		23:13	1-2	0-0	0-0	5	4	9	2	0	2	3	2	0	0	0	7
14	Annaliicia Goodman		07:13	0-3	0-0	0-0	0	1	1	0	2	0	0	0	0	0	0	-2
11	Claire Neff		03:59	0-0	0-0	0-0	0	0	0	0	0	0	0	0	1	0	0	5
4	Amira Williams		03:07	0-0	0-0	2-2	2	0	2	0	1	2	0	0	0	0	0	-2
Team							2	4	6			0						
Totals				24-64	4-20	18-20	16	33	49	8	18	70	13	14	7	4	0	13

Shooting By Period		
1st	FG%	7-18 38.9%
	3PT%	2-9 22.2%
	FT%	2-2 100%
2nd	FG%	7-19 36.8%
	3PT%	0-4 0.0%
	FT%	1-1 100%
3rd	FG%	7-14 50.0%
	3PT%	2-5 40.0%
	FT%	6-6 100%
4th	FG%	3-13 23.1%
	3PT%	0-2 0.0%
	FT%	9-11 81.8%
GM FG%		24-64 37.5%
3PT%		4-20 20.0%
FT%		18-20 90.0%

Dead Ball Rebounds: 0, 1

Rebounds	
Off	16
Def	33
Team	1
Tot	50

Fouls	
PF	8
FD	7

Blocks	
BS	4
BA	9

Technical Fouls: NONE

	ASU	JMU
Biggest lead	21 (1st 7:46)	14 (2nd 8:16)
Best Scoring Run	8 (2nd 2:35)	14 (2nd 8:16)
Lead Changes	2	
Times Tied	5	
Time with Lead	00:24	35:00

Points from	ASU	JMU
Turnovers	5	15
Paint	26	36
Second Chance	7	18
Fast Breaks	6	20
Bench	10	9

Period by Period Scoring	1st	2nd	3rd	4th	TOT
ASU	11	14	19	13	57
JMU	18	15	22	15	70

Official Basketball Box Score - Final
Louisiana at Arkansas St.
02/16/23 First National Bank Arena, Jonesboro
2022-23 Women's Basketball

Game Time: 4:40 PM
Game Duration: 2:07
Attendance: 1,953

Officials: Jamie Broderick, Adrienne Gilmore-Nichols, Troy Winders

Louisiana - 59 Record: 16-12 (10-6)

No.	Name		Min	FG M-A	3P M-A	FT M-A	Off	Def	Tot	PF	FD	TP	AS	TO	ST	BS	BA	+/-
5	Tamara Johnson	F	34:12	6-15	1-4	2-2	3	6	9	2	4	16	1	3	1	0	0	-7
20	Caira Wren	F	16:41	0-1	0-0	0-2	1	4	5	2	1	0	0	0	0	2	0	-6
3	Nubia Benedith	G	17:30	0-8	0-4	0-0	1	3	4	2	1	0	1	1	1	0	0	-7
4	Lansay Wheaton	G	19:26	3-7	2-3	2-4	0	3	3	5	2	10	0	4	1	0	0	-3
24	Destiny Rice	G	24:02	3-7	0-1	4-5	1	7	8	4	4	10	1	2	0	0	0	-7
21	Sherry Porter		28:10	0-9	0-3	2-2	0	0	0	5	2	2	3	1	2	0	0	-10
1	Mariah Stewart		13:18	3-6	0-0	0-0	1	0	1	1	2	6	0	0	1	1	0	1
22	Jaylyn James		16:37	2-9	0-2	2-3	2	2	4	1	2	6	1	0	2	2	2	3
23	Alicia Blanton		14:45	0-1	0-0	5-6	0	3	3	0	4	5	0	1	0	0	0	-2
00	Ashlyn Jones		15:15	0-0	0-0	2-2	1	1	2	2	1	2	1	1	1	0	0	1
35	Wilnie Joseph		00:04	0-0	0-0	0-0	0	0	0	1	0	0	0	0	0	0	0	-5
Team							3	0	3			0						
Totals				17-63	3-13	22-31	16	29	45	25	23	59	8	16	9	5	3	-10

Shooting By Period		
1st	FG%	10-15 6.7%
	3PT%	3-5 60.0%
	FT%	0-2 0%
2nd	FG%	4-14 28.6%
	3PT%	0-2 0.0%
	FT%	6-9 66.7%
3rd	FG%	2-14 14.3%
	3PT%	1-1 100.0%
	FT%	12-12 100%
4th	FG%	1-20 50.0%
	3PT%	2-5 40.0%
	FT%	4-8 50%
GM FG%		17-63 27.0%
3PT%		3-13 23.1%
FT%		22-31 71.0%

Dead Ball Rebounds: 3, 3

Rebounds	
Off	16
Def	29
Team	3
Tot	48

Fouls	
PF	25
FD	23

Blocks	
BS	5
BA	3

Technical Fouls: Joseph 4th 0:29

Arkansas St. - 69 Record: 10-17 (5-11)

No.	Name		Min	FG M-A	3P M-A	FT M-A	Off	Def	Tot	PF	FD	TP	AS	TO	ST	BS	BA	+/-
42	Melodie Kapinga	C	20:36	2-4	0-0	2-3	2	2	4	2	3	6	0	4	0	0	0	9
11	Mailyn Wilkerson	G	18:49	3-6	2-5	8-8	0	0	0	4	4	16	0	1	1	0	0	14
15	Annaliese Griffin	G	34:15	1-6	1-6	0-0	4	2	6	2	0	3	2	1	0	0	0	7
23	Izzy Higginbottom	G	33:12	7-16	2-5	9-9	1	1	2	1	6	25	3	4	1	0	1	10
24	Lauryn Pendleton	G	27:28	2-8	0-2	2-3	1	8	9	4	2	6	1	0	1	0	1	0
2	Leilani Augmon		23:46	2-6	0-1	3-4	1	4	5	2	2	7	1	0	1	1	1	9
10	Keya Patton		19:06	0-6	0-1	0-0	1	6	7	3	0	0	2	2	0	0	0	1
30	Kiayra Ellis		20:14	1-5	0-0	1-2	2	4	6	4	2	3	0	3	2	2	2	5
0	Jade Upshaw		02:34	0-1	0-1	0-0	0	0	0	0	1	0	0	0	0	0	0	-5
Team							3	1	4			0		3				
Totals				18-58	5-20	28-33	13	36	49	23	24	68	10	19	6	3	5	10

Shooting By Period		
1st	FG%	7-14 50.0%
	3PT%	3-5 60.0%
	FT%	2-2 100%
2nd	FG%	5-19 26.3%
	3PT%	1-8 12.5%
	FT%	4-4 100%
3rd	FG%	3-15 20.0%
	3PT%	1-3 33.3%
	FT%	4-7 57.1%
4th	FG%	3-10 30.0%
	3PT%	0-4 0.0%
	FT%	16-18 88.9%
GM FG%		18-58 31.0%
3PT%		5-20 25.0%
FT%		28-33 84.8%

Dead Ball Rebounds: 3, 0

Rebounds	
Off	13
Def	36
Team	1
Tot	50

Fouls	
PF	24
FD	20

Blocks	
BS	3
BA	2

Technical Fouls: NONE

	UL	ASU
Biggest lead	8 (1st 10:00)	27 (2nd 5:10)
Best Scoring Run	10 (2nd 2:14)	16 (1st 3:33)
Lead Changes	0	
Times Tied	0	
Time with Lead	00:00	38:28

Points from	UL	ASU
Turnovers	9	15
Paint	24	30
Second Chance	13	3
Fast Breaks	4	6
Bench	21	19

Period by Period Scoring	1st	2nd	3rd	4th	TOT
UL	2	14	17	26	59
ASU	21	15	11	22	69

Official Basketball Box Score - Final
Texas State at Arkansas State
02/24/23 First National Bank Arena, Jonesboro
2022-23 Women's Basketball

Game Time: 7:00 PM
Game Duration: 1:57
Attendance: 1,097

Officials: Brian Hall, Stephanie Barkodale, Molly Caldwell

Texas State - 86 Record: 21-8 (13-5)

No.	Name		Min	FG M-A	3P M-A	FT M-A	Off	Def	Tot	PF	FD	TP	AS	TO	ST	BS	BA	+/-
25	Lauryn Thompson	F	34:03	5-8	0-0	5-6	0	6	6	3	5	15	2	3	2	0	0	9
32	Da'Nasia Hood	F	38:04	6-15	2-8	4-4	1	7	8	0	3	18	1	2	0	0	0	5
3	Kennedy Taylor	G	38:34	4-9	3-6	5-6	0	1	1	3	5	16	8	3	5	0	0	8
15	ja'Kayla Bowie	G	29:18	5-8	1-3	3-4	1	4	5	4	2	14	1	3	1	2	0	12
23	Tianna Eaton	G	25:44	4-6	1-1	0-0	1	2	3	4	1	9	3	0	1	0	0	3
55	Jaeda Reed		05:57	2-3	0-0	1-2	1	0	1	2	2	5	0	2	0	0	0	-2
24	Taekur Pruitt		18:20	4-6	1-2	0-2	0	1	1	2	1	9	0	1	3	0	0	-2
4	Sierra Dickson		08:04	0-2	0-0	0-2	0	1	1	3	1	0	1	0	1	0	0	0
20	Chelsea Johnson		01:56	0-0	0-0	0-0	0	0	0	0	0	0	0	0	0	0	0	2
Team							0	2	2			0		0				
Totals				30-57	8-20	18-26	4	23	27	21	20	86	16	13	13	2	1	7

Shooting By Period		
1st	FG%	6-13 46.2%
	3PT%	1-6 16.7%
	FT%	2-4 50%
2nd	FG%	8-13 61.5%
	3PT%	1-3 33.3%
	FT%	6-8 75%
3rd	FG%	8-16 50.0%
	3PT%	5-10 50.0%
	FT%	1-2 50%
4th	FG%	8-15 53.3%
	3PT%	1-1 100.0%
	FT%	9-12 75%
GM FG%		30-57 52.6%
3PT%		8-20 40.0%
FT%		18-26 69.2%

Dead Ball Rebounds: 4, 0

Rebounds	
Off	4
Def	23
Team	2
Tot	29

Fouls	
PF	21
FD	20

Blocks	
BS	2
BA	4

Technical Fouls: NONE

Arkansas State - 79 Record: 11-18 (6-12)

No.	Name		Min	FG M-A	3P M-A	FT M-A	Off	Def	Tot	PF	FD	TP	AS	TO	ST	BS	BA	+/-
42	Melodie Kapinga	C	33:11	1-3	0-0	2-3	4	6	10	1	4	4	0	4	1	1	0	-2
11	Mailyn Wilkerson	G	17:07	2-5	0-3	2-2	0	1	1	0	1	6	2	1	1	0	0	-12
15	Annaliese Griffin	G	37:43	5-14	1-4	4-5	1	5	6	3	3	15	2	2	1	0	0	-6
23	Izzy Higginbottom	G	31:09	8-15	2-5	7-7	0	4	4	2	7	25	2	2	2	0	0	-2
24	Lauryn Pendleton	G	27:00	6-10	2-4	5-6	1	3	4	5	4	19	2	4	0	0	0	2
2	Leilani Augmon		23:42	3-6	0-0	1-2	0	1	1	1	2	7	0	1	0	0	0	3
10	Keya Patton		18:56	2-8	0-1	1-2	0	5	5	3	1	5	2	2	0	0	0	0
30	Kiayra Ellis		12:45	0-1	0-0	0-0	1	0	1	3	0	0	0	1	2	0	0	-1
0	Jade Upshaw		12:42	0-2	0-2	0-0	0	1	1	0	0	0	1	1	0	0	0	-3
4	Bre Beck		00:27	0-0	0-0	0-0	0	0	0	0	0	0	0	0	0	0	0	0
Team							0	0	0			0		0				
Totals				27-57	4-15	21-25	9	26	35	20	21	79	10	18	6	1	2	7

Shooting By Period		
1st	FG%	8-15 53.3%
	3PT%	2-4 50.0%
	FT%	1-1 100%
2nd	FG%	4-9 44.4%
	3PT%	1-3 33.3%
	FT%	8-9 88.9%
3rd	FG%	5-18 27.8%
	3PT%	0-4 0.0%
	FT%	1-2 50%
4th	FG%	10-15 66.7%
	3PT%	2-4 50.0%
	FT%	11-13 84.6%
GM FG%		27-57 47.4%
3PT%		4-15 26.7%
FT%		21-25 84.0%

Dead Ball Rebounds: 2, 1

Rebounds	
Off	9
Def	26
Team	2
Tot	37

Fouls	
PF	18
FD	13

Blocks	
BS	1
BA	2

Technical Fouls: NONE

	TXST	ASU
Biggest lead	18 (4th 5:09)	5 (2nd 5:22)
Best Scoring Run	8 (3rd 8:41)	8 (2nd 5:22)
Lead Changes	0	
Times Tied	0	
Time with Lead	29:00	07:11

Points from	TXST	ASU
Turnovers	20	20
Paint	28	30
Second Chance	6	7
Fast Breaks	6	17
Bench	14	17

Period by Period Scoring	1st	2nd	3rd	4th	TOT
TXST	15	23	22	26	86
ASU	18	17	11	33	79

Official Basketball Box Score - Final
South Alabama at Arkansas State
02/16/23 First National Bank Arena, Jonesboro, AR.
2022-23 Women's Basketball

Game Time: 5:00 PM
Game Duration: 1:44
Attendance: 1,026

Officials: Demoya Pugh, Cara Seggie, Britton Sherry

South Alabama - 58 Record: 6-20 (2-13)

No.	Name		Min	FG M-A	3P M-A	FT M-A	Off	Def	Tot	PF	FD	TP	AS	TO	ST	BS	BA	+/-
14	Kiana Anderson	F	23:33	3-10	0-0	0-0	2	5	7	2	3	6	4	0	1	0	0	-2
2	Kelsey Thompson	G	36:41	5-17	1-2	1-5	5	2	7	3	3	12	5	3	0	1	0	-1
11	Nadia Howard	G	36:19	6-13	0-0	3-5	2	8	10	1	3	15	4	1	4	0	1	-15
21	Casey Ferguson	G	25:46	3-7	3-6	0-0	2	3	5	2	1	9	0	2	0	0	0	-9
24	Jordan Rosier		21:43	0-4	0-3	1-2	1	0	1	0	1	1	0	2	0	0	0	-2
1	Zena Ellis		12:06	0-1	0-1	0-0	0	4	4	2	1	0	0	1	0	0	0	-2
22	Rachel Leggett		38:54	5-9	0-0	3-4	3	1	4	3	1	13	5	0	0	0	0	1
31	Maggie Robinson		14:52	0-4	0-1	2-2	2	2	4	2	2	2	0	2	0	0	0	-17
3	Naomi Smitherman		01:03	0-0	0-0	0-0	0	0	0	0	0	0	0	0	0	0	0	0
30	Emani Burks		01:03	0-0	0-0	0-0	0	0	0	0	0	0	0	0	0	0	0	0
Team							1	0	1			0		0				
Totals				22-65	4-18	10-18	18	27	45	15	16	58	10	17	4	0	3	-20

Shooting By Period		
1st	FG%	7-18 38.9%
	3PT%	2-9 22.2%
	FT%	2-2 100%
2nd	FG%	7-19 36.8%
	3PT%	0-4 0.0%
	FT%	1-1 100%
3rd	FG%	7-14 50.0%
	3PT%	2-5 40.0%
	FT%	6-6 100%
4th	FG%	3-13 23.1%
	3PT%	0-2 0.0%
	FT%	9-11 81.8%
GM FG%		24-64 37.5%
3PT%		4-20 20.0%
FT%		18-20 90.0%

Dead Ball Rebounds: 0, 1

Rebounds	
Off	16
Def	33
Team	1
Tot	50

Fouls	
PF	18
FD	13

Blocks	
BS	4
BA	9

Technical Fouls: NONE

Arkansas State - 78 Record: 9-17 (4-11)

No.	Name		Min	FG M-A	3P M-A	FT M-A	Off	Def	Tot	PF	FD	TP	AS	TO	ST	BS	BA	+/-
42	Melodie Kapinga	C	16:58	2-2	0-0	1-2	2	7	9	3	1	5	0	1	0	1	0	-1
11	Mailyn Wilkerson	G	26:02	2-6	2-6	0-0	1	0	1	1	0	6	1	3	2	0	0	9
15	Annaliese Griffin	G	32:19	2-8	1-4	0-0	1	6	7	3	3	5	0	2	0	0	1	-17
23	Izzy Higginbottom	G	30:36	11-22	2-4	0-0	1	4	5	2	2	24	2	3	0	0	0	18
24	Lauryn Pendleton	G	32:04	2-7	0-3	8-8	0	1	1	1	6	12	4	0	0	0	0	27
2	Leilani Augmon		23:46	3-6	0-1	2-2	2	3	5	1	1	8	2	0	0	0	0	10
10	Keya Patton		20:38	0-3	0-1	0-0	0	4	4	4	1	0	5	0	0	0	0	11
30	Kiayra Ellis		21:40	6-13	0-0	0-0	7	3	10	1	1	12	2	0	3	1	0	11
0	Jade Upshaw		07:03	0-2	0-2	0-0	1	0	1	2	0	0	0	0	0	0	0	0
4	Bre Beck		01:03	0-0	0-0	0-0	0	0	0	0	0	0	0	0	0	0	0	0
14	Jada Williams		01:03	0-0	0-0	0-0	0	0	0	0	0	0	0	0	0	0	0	-3
Team							0	1	1			0						
Totals				31-73	5-18	11-12	16	29	45	16	15	78	15	8	9	3	0	30

Shooting By Period		
1st	FG%	7-16 43.8%
	3PT%	4-4 100%
	FT%	2-3 66.7%
2nd	FG%	5-14 35.7%
	3PT%	1-2 50%
	FT%	4-16 25.0%
3rd	FG%	7-19 36.8%
	3PT%	1-1 100%
	FT%	1-1 100%
4th	FG%	10-18 55.6%
	3PT%	0-5 0.0%
	FT%	4-8 50%
GM FG%		29-67 43.3%
3PT%		6-12 50.0%
FT%		11-28 39.3%

Dead Ball Rebounds: 1, 0

Rebounds	
Off	11
Def	22
Team	2
Tot	35

Fouls	
PF	15
FD	12

Blocks	
BS	2
BA	2

Technical Fouls: NONE

	USA	ASU
Biggest lead	5 (1st 5:33)	22 (4th 0:24)
Best Scoring Run	8 (1st 7:24)	12 (4th 0:24)
Lead Changes	4	
Times Tied	5	
Time with Lead	09:11	28:26

Points from	USA	ASU
Turnovers	5	22
Paint	34	36
Second Chance	9	16
Fast Breaks	12	13
Bench	15	26

Period by Period Scoring	1st	2nd	3rd	4th	TOT
USA	25	5	16	12	58
ASU	24	15	22	17	78

Official Basketball Box Score - Final
ULM at Arkansas St.
02/23/23 First National Bank Arena, Jonesboro
2022-23 Women's Basketball

Game Time: 7:00 PM
Game Duration: 1:45
Attendance: 1,004

Officials: Leah Lanie, Nadi Carey, Aaron Brooks

ULM - 73 Record: 7-21 (3-14)

No.	Name		Min	FG M-A	3P M-A	FT M-A	Off	Def	Tot	PF	FD	TP	AS	TO	ST	BS	BA	+/-
14	Myca Trail	F	25:40	5-12	2-2	0-0	0	2	2	1	1	12	0	2	2	0	1	-18
54	Emma Merriweather	F	19:12	3-6	0-0	4-4	3	3	6	2	3	10	0	0	0	2	0	-17
1	Bre Sutton	G	32:13	6-13	0-1	7-7	0	3	3	2	7	19	4	6	0	0	0	-22
10	Aasia Sam	G	27:37	2-8	1-4	0-0	0	4	4	2	1	5	0	1	0	0	0	-29
25	Kiarra Brimzy	G	13:32	2-5	0-0	0-0	0	5	5	1	0	4	0	3	0	0	0	-7
00	Olivia Knight		14:34	1-2	0-0	0-0	0	3	3	2	7	2	1	4	0	0	0	-22
15	Amaya Ford		21:14	2-4	0-0	2-2	2	4	6	1	2	6	0	2	1	0	1	-23
22	Qua Chambers		15:03	3-6	1-3	0-0	1	3	4	2	0	7	2	1	2	0	0	2
24	Diamond Brooks		08:15	1-2	0-0	1-2	1	1	2	1	1	3	0	0	0	0	0	-16
2	Gaira Beth Self		10:09	0-5	0-4	0-0	0	2	2	1	0	0	1	0	0	0	0	10
44	Sha'Mya Butler		12:10	1-1	0-0	2-2	1	3	4	2	2	4	0	0	0	0	0	8
Team							0	1	1			0		1				
Totals				26-64	5-16	16-17	9	26	35	17	16	73	11	22	7	2	2	-25

Shooting By Period		
1st	FG%	7-16 43.8%
	3PT%	2-2 100%
	FT%	4-4 100%
2nd	FG%	5-14 35.7%
	3PT%	0-2 0.0%
	FT%	1-2 50

BOX SCORES

Official Basketball Box Score - Final
Arkansas St. at Ga. Southern
03/01/23 Pensacola Bay Center, Pensacola
2022-23 Women's Basketball

Game Time: 6:00 PM
Game Duration: 2:26
Attendance: 500

Officials: Jody Cantrell, Timothy Greene, Deanna Jenkins

Arkansas St. - 91 — Record: 13-19

NO.	Name		Min	FG M-A	3P M-A	FT M-A	Rebounds OR	DR	TOT	Fouls PF	FD	TP	AS	TO	ST	Blocks BS	BA	+/-
42	Malodie Kapinga	C	16:38	2-2	0-0	3-4	2	1	3	4	5	7	0	1	0	0	0	-3
11	Mallyn Wilkerson	G	34:59	3-6	2-4	1-2	1	1	2	0	2	9	4	1	1	0	0	-3
15	Annaliese Griffin	G	33:47	3-11	1-4	0-0	1	5	6	4	0	7	2	1	2	0	1	3
23	Izzy Higginbottom	G	38:29	7-17	3-7	11-11	0	4	4	1	6	28	3	3	1	0	1	6
24	Lauryn Pendleton	G	35:04	6-14	1-5	2-4	0	7	7	4	4	15	1	3	3	1	1	-1
2	Leilani Augmon		20:17	4-7	1-2	0-0	1	1	2	3	0	9	1	0	4	0	0	10
10	Kaya Patton		13:52	2-6	2-3	0-0	0	4	4	1	2	6	0	1	0	0	0	5
30	Kiayra Ellis		22:17	5-1	0-0	0-0	0	2	2	5	1	0	0	2	1	0	0	8
0	Jade Upshaw		01:37	0-1	0-1	0-0	0	0	0	0	0	0	0	0	0	0	0	6
Team							3	4	7			0		1				
Totals				27-65	10-26	17-21	8	29	37	22	18	81	11	15	12	1	3	5

Technical Fouls: Ellis +10T 2:05

Shooting By Period		
1st	FG%	10-17	58.8%
	3PT%	5-7	71.4%
	FT%	2-4	50%
2nd	FG%	6-17	23.5%
	3PT%	0-6	0.0%
	FT%	1-2	50%
3rd	FG%	4-13	30.8%
	3PT%	2-6	33.3%
	FT%	4-4	100%
4th	FG%	6-12	50.0%
	3PT%	3-6	50.0%
	FT%	7-7	100%
OT	FG%	3-6	50.0%
	3PT%	0-1	0.0%
	FT%	3-4	75%
GM	FG%	27-65	41.5%
	3PT%	10-26	38.5%
	FT%	17-21	81.0%

Dead Ball Rebounds: 2, 4

Ga. Southern - 76 — Record: 20-6

NO.	Name		Min	FG M-A	3P M-A	FT M-A	Rebounds OR	DR	TOT	Fouls PF	FD	TP	AS	TO	ST	Blocks BS	BA	+/-
20	Taya Gibson	F	42:08	9-19	1-3	7-12	8	6	14	2	7	26	2	3	1	0	0	-6
41	Eden Johnson	F	14:36	0-5	0-1	0-0	0	0	0	2	1	0	2	1	0	1	0	1
3	Terren Ward	G	32:18	7-16	2-4	1-4	4	6	10	4	6	17	0	3	0	1	1	-2
22	Jahiya Love-Hill	G	36:23	2-11	0-3	0-2	1	7	8	2	3	6	7	6	1	1	0	-2
33	Simone James	G	32:06	6-9	2-2	0-0	3	5	8	4	1	14	0	2	1	0	0	-9
4	Constance Thomas		11:53	1-3	0-0	0-0	0	1	1	1	0	2	3	1	1	0	0	2
11	Shy Booker		25:36	2-4	0-0	2-4	2	5	7	0	2	6	2	2	0	0	0	-4
30	LeAndrea Gillis		10:33	0-7	0-4	0-0	1	0	1	0	0	0	1	2	0	0	0	-3
1	Andreana Winster		04:12	0-2	0-0	0-0	0	0	0	0	0	0	0	0	0	0	0	-2
2	Paris Miller		07:38	1-2	0-0	0-0	0	1	1	2	0	2	0	2	1	0	0	1
45	Lydia Freeman		07:45	1-1	0-0	1-2	2	3	2	1	3	3	0	0	0	0	0	-1
Team							6	0	6			0		1				
Totals				29-77	7-17	11-24	27	32	59	18	21	76	17	23	5	3	1	-5

Technical Fouls: Love-Hill +10T 2:05

Shooting By Period		
1st	FG%	6-19	31.6%
	3PT%	0-2	0.0%
	FT%	2-2	100%
2nd	FG%	5-14	35.7%
	3PT%	2-5	40.0%
	FT%	1-6	16.7%
3rd	FG%	9-19	50.0%
	3PT%	2-3	66.7%
	FT%	0-0	0%
4th	FG%	7-18	38.9%
	3PT%	3-6	50.0%
	FT%	2-6	33.3%
OT	FG%	2-6	25.0%
	3PT%	0-1	0.0%
	FT%	0-2	0%
GM	FG%	29-77	37.7%
	3PT%	7-17	41.2%
	FT%	11-24	45.8%

Dead Ball Rebounds: 5, 6

	ASU	GSO
Biggest lead	14 (2nd 6:10)	4 (4th 8:38)
Best Scoring Run	13 (1st 4:25)	13 (4th 8:46)
Lead Changes	11	
Times Tied	7	
Time with Lead	29:28	11:53

Points from	ASU	GSO
Turnovers	31	9
Paint	30	40
Second Chance	6	19
Fast Breaks	22	6
Bench	15	13

Period by Period Scoring		1st	2nd	3rd	4th	OT	TOT
	ASU	27	9	14	22	9	81
	GSO	14	13	26	19	4	76

Official Basketball Box Score - Final
Arkansas St. at Southern Miss.
03/03/23 Pensacola Bay Center, Pensacola
2022-23 Women's Basketball

Game Time: 5:00 PM
Game Duration: 2:00

Officials: Molly Caldwell, Britton Sherry, Tasha Smith

Arkansas St. - 72 — Record: 13-19

NO.	Name		Min	FG M-A	3P M-A	FT M-A	Rebounds OR	DR	TOT	Fouls PF	FD	TP	AS	TO	ST	Blocks BS	BA	+/-
42	Malodie Kapinga	C	10:30	0-2	0-0	0-0	2	3	5	3	0	0	0	2	0	0	1	-9
11	Mallyn Wilkerson	G	23:28	5-9	3-4	0-0	0	0	0	3	1	13	0	1	1	0	1	-5
15	Annaliese Griffin	G	34:27	6-10	2-3	3-4	1	4	5	1	3	17	0	1	0	0	0	-7
23	Izzy Higginbottom	G	33:27	5-18	2-5	2-2	1	0	1	2	1	14	1	2	2	0	2	-17
24	Lauryn Pendleton	G	29:30	4-11	1-3	3-6	2	5	7	2	4	12	3	3	3	0	1	-14
30	Kiayra Ellis		20:29	0-1	0-0	2-2	0	1	1	3	1	2	1	2	0	0	0	5
2	Leilani Augmon		25:14	4-6	2-3	0-0	3	2	5	1	0	10	2	3	1	0	0	3
10	Kaya Patton		16:05	2-6	0-2	0-0	1	2	3	3	1	4	1	1	1	0	1	12
0	Jade Upshaw		06:50	0-3	0-1	0-0	0	2	2	0	3	0	0	1	0	0	0	-3
Team							5	2	8			0		0				
Totals				26-66	10-21	10-14	16	21	37	18	14	72	8	16	8	0	6	7

Technical Fouls: NONE

Shooting By Period		
1st	FG%	7-15	46.7%
	3PT%	4-6	66.7%
	FT%	0-0	0%
2nd	FG%	4-11	36.4%
	3PT%	2-4	50.0%
	FT%	4-6	66.7%
3rd	FG%	5-19	26.3%
	3PT%	2-4	50.0%
	FT%	2-4	50%
4th	FG%	10-21	47.6%
	3PT%	2-7	28.6%
	FT%	4-4	100%
GM	FG%	26-66	39.4%
	3PT%	10-21	47.6%
	FT%	10-14	71.4%

Dead Ball Rebounds: 3, 1

Southern Miss. - 79 — Record: 21-9

NO.	Name		Min	FG M-A	3P M-A	FT M-A	Rebounds OR	DR	TOT	Fouls PF	FD	TP	AS	TO	ST	Blocks BS	BA	+/-
15	Ferri Furseus	F	21:24	4-8	0-0	0-0	2	6	8	3	0	8	1	0	0	0	0	28
45	Melyia Grayson	C	36:31	4-13	0-0	3-5	7	7	14	2	5	11	0	1	1	1	0	8
2	Domonique Davis	G	35:31	8-18	1-4	5-6	1	4	5	1	4	22	8	5	2	0	0	10
3	Jacorriah Bracey	G	28:04	2-7	0-1	2-4	1	4	5	1	2	6	0	3	2	0	0	16
22	Lauren Gross	G	21:51	4-7	4-6	0-0	0	2	2	2	0	12	1	1	1	2	0	12
4	Lani Cornfield		20:56	4-6	0-0	0-0	0	1	1	2	2	8	2	1	1	0	0	-6
20	Chanda Watkins		03:29	0-0	0-0	1-2	0	0	0	0	1	1	0	1	0	1	0	-12
24	Rose Warren		26:56	3-6	3-3	1-2	1	0	1	3	3	10	0	2	2	2	0	-16
23	Morgan Dillard		03:32	0-0	0-0	1-2	0	0	0	0	1	1	0	0	0	0	0	-2
35	Ashlja Leake		01:46	0-1	0-0	0-0	0	0	0	0	0	0	0	0	0	0	0	-1
Team							3	1	4			0		1				
Totals				29-64	8-14	13-21	15	25	40	14	18	79	12	15	8	6	0	7

Technical Fouls: NONE

Shooting By Period		
1st	FG%	6-17	35.3%
	3PT%	1-3	33.3%
	FT%	4-8	50%
2nd	FG%	6-17	35.3%
	3PT%	3-3	100.0%
	FT%	2-2	100%
3rd	FG%	9-16	56.3%
	3PT%	2-5	40.0%
	FT%	3-3	100%
4th	FG%	8-14	57.1%
	3PT%	2-3	66.7%
	FT%	4-8	50%
GM	FG%	29-64	45.3%
	3PT%	8-14	57.1%
	FT%	13-21	61.9%

Dead Ball Rebounds: 6, 0

	ASU	USM
Biggest lead	3 (1st 8:34)	17 (4th 6:03)
Best Scoring Run	7 (2nd 0:59)	13 (3rd 5:12)
Lead Changes	10	
Times Tied	7	
Time with Lead	02:18	32:57

Points from	ASU	USM
Turnovers	22	15
Paint	26	36
Second Chance	26	11
Fast Breaks	8	7
Bench	16	20

Period by Period Scoring		1st	2nd	3rd	4th	TOT
	ASU	18	14	14	26	72
	USM	17	17	23	22	79

ALL GAMES

	G-GS	MIN-AVG	FG-FGA	PCT.	3FG-FGA	PCT.	FT-FTA	PCT.	OFF-DEF	TOT-AVG	PF-DQ	A	TO	BLK	STL	PTS-AVG
Izzy Higginbottom	29-25	897-30.9	163-418	.390	37-125	.296	102-112	.911	25-64	89-3.1	47-1	98	66	2	53	465-16.0
Lauryn Pendleton	30-24	871-29.0	116-310	.374	25-91	.275	100-123	.813	29-124	153-5.1	86-6	63	66	3	40	357-11.9
Anna Griffin	32-32	922-28.8	108-263	.411	30-86	.349	62-84	.738	80-165	245-7.7	91-4	33	63	14	33	308-9.6
Mailyn Wilkerson	31-25	780-25.2	86-227	.379	65-172	.378	25-30	.833	8-35	43-1.4	39-0	50	54	0	32	262-8.5
Leilani Augmon	23-6	564-24.5	75-185	.405	7-30	.233	26-35	.743	25-81	106-4.6	51-0	32	34	6	18	183-8.0
Keya Patton	28-14	663-23.7	66-209	.316	17-58	.293	38-55	.691	26-87	113-4.0	69-2	68	48	10	21	187-6.7
Melodie Kapinga	32-27	722-22.6	69-132	.523	0-0	.000	40-77	.519	109-97	206-6.4	74-1	11	51	13	12	178-5.6
Jade Upshaw	31-2	337-10.9	47-145	.324	24-86	.279	16-18	.889	22-34	56-1.8	33-0	20	27	1	19	134-4.3
Linay Bodden	2-0	10-5.0	4-10	.400	0-0	.000	0-0	.000	2-5	7-3.5	2-0	0	2	0	1	8-4.0
Kiayra Ellis	32-5	596-18.6	54-146	.370	0-6	.000	14-31	.452	45-92	137-4.3	84-2	19	48	25	36	122-3.8
Bre Beck	7-0	38-5.4	2-6	.333	1-4	.250	2-4	.500	0-2	2-0.3	8-0	1	7	0	0	7-1.0
Jada Williams	7-0	30-4.3	3-7	.429	0-3	.000	0-0	.000	3-3	6-0.9	6-0	0	0	2	0	6-0.9
Tieriney Echols	7-0	45-6.4	2-18	.111	0-6	.000	1-2	.500	4-4	8-1.1	9-0	1	7	0	2	5-0.7
Total	32	6475	795-2076	.383	206-667	.309	426-571	.746	426-838	1264-39.5	599-16	396	494	76	267	2222-69.4
Opponents	32	6475	823-2016	.408	176-578	.304	465-648	.718	439-913	1352-42.3	527-9	440	538	102	235	2287-71.5

Score by Quarters	1st	2nd	3rd	4th	OT	Total
Arkansas State	570	542	509	579	22	2222
Opponents	569	487	600	624	7	2287

CONFERENCE GAMES ONLY

	G-GS	MIN-AVG	FG-FGA	PCT.	3FG-FGA	PCT.	FT-FTA	PCT.	OFF-DEF	TOT-AVG	PF-D	A	TO	BLK	STL	PTS-AVG
Izzy Higginbottom	15-11	421-28.0	80-204	.392	17-54	.315	53-57	.930	11-32	43-2.9	27-1	43	35	0	24	230-15.3
Lauryn Pendleton	18-17	511-28.4	68-189	.360	13-55	.236	63-71	.887	17-70	87-4.8	54-4	41	43	2	25	212-11.8
Anna Griffin	18-18	510-28.3	61-144	.424	23-60	.383	38-51	.745	41-85	126-7.0	49-1	14	35	7	21	183-10.2
Leilani Augmon	16-6	408-25.5	51-136	.375	3-21	.143	24-30	.800	15-57	72-4.5	37-0	26	25	5	11	129-8.1
Mailyn Wilkerson	17-12	382-22.5	36-106	.340	29-86	.337	19-20	.950	6-15	21-1.2	19-0	25	25	0	23	120-7.1
Keya Patton	16-6	362-22.7	28-99	.283	8-24	.333	23-37	.622	14-43	57-3.6	43-2	37	30	5	6	87-5.4
Melodie Kapinga	18-14	414-23.0	37-70	.529	0-0	.000	22-43	.512	62-55	117-6.5	40-0	2	32	6	7	96-5.3
Jade Upshaw	18-2	198-11.0	31-94	.330	16-56	.286	12-14	.857	18-19	37-2.1	23-0	10	13	1	10	90-5.0
Kiayra Ellis	18-4	349-19.4	26-88	.295	0-4	.000	8-19	.421	32-50	82-4.6	38-1	13	25	13	21	60-3.3
Jada Williams	4-0	21-5.2	3-6	.500	0-2	.000	0-0	.000	3-3	6-1.5	4-0	0	0	2	0	6-1.5
Bre Beck	6-0	37-6.1	2-6	.333	1-4	.250	1-2	.500	0-2	2-0.3	8-0	1	7	0	0	6-1.0
Tieriney Echols	3-0	12-4.0	0-5	.000	0-2	.000	1-2	.500	3-0	3-1.0	5-0	0	3	0	0	1-0.3
Total	18	3625	423-1147	.369	110-368	.299	264-346	.763	247-455	702-39.0	347-9	212	287	41	148	1220-67.8
Opponents	18	3625	452-1120	.404	90-309	.291	303-397	.763	258-507	765-42.5	316-6	230	311	54	145	1297-72.1

Score by Quarters	1st	2nd	3rd	4th	OT	Total
Arkansas State	284	314	275	345	2	1220
Opponents	333	276	324	361	3	1297

2022-23 REVIEW
TEAM COMPARISON

	W/L	FG-FGA	PCT	3FG-FGA	PCT	FT-FTA	.PCT	O-D-Total	PF	AST	TO	BLK	STL	1Q	2Q	3Q	4Q	OT	PTS
A-State	**L**	**19-57**	**.333**	**8-26**	**.308**	**10-12**	**.833**	**12-23-35**	**14**	**10**	**15**	**1**	**6**	**21**	**14**	**8**	**13**	**-**	**56**
at LA Tech		23-52	.442	5-15	.333	8-15	.533	9-28-37	14	13	12	3	5	16	12	18	13	-	59
A-State	**L**	**19-52**	**.365**	**8-23**	**.348**	**8-12**	**.667**	**8-28-36**	**22**	**12**	**19**	**6**	**0**	**13**	**20**	**15**	**6**	**-**	**54**
at UT Martin		26-65	.400	6-18	.333	15-20	.750	14-26-40	10	11	6	3	7	11	16	20	26	-	73
A-State	**W**	**40-87**	**.460**	**5-25**	**.200**	**10-11**	**.909**	**21-40-61**	**16**	**19**	**13**	**4**	**19**	**28**	**24**	**28**	**15**	**-**	**98**
Hendrix		17-64	.266	7-29	.241	9-14	.643	9-26-35	9	7	23	0	5	16	10	14	10	-	50
A-State	**W**	**24-62**	**.387**	**3-16**	**.188**	**12-17**	**.706**	**10-29-39**	**18**	**13**	**15**	**7**	**9**	**12**	**16**	**19**	**16**	**-**	**63**
Utah State		19-60	.317	10-22	.455	9-12	.750	14-28-42	20	13	21	3	6	23	8	14	12	-	57
A-State	**L**	**24-64**	**.375**	**6-25**	**.240**	**16-25**	**.640**	**14-25-39**	**15**	**11**	**20**	**0**	**6**	**17**	**15**	**19**	**19**	**-**	**70**
RV/#22 Oklahoma		37-71	.521	8-30	.267	13-19	.684	13-30-43	21	26	16	4	15	23	16	22	34	-	95
A-State	**W**	**29-72**	**.403**	**8-18**	**.444**	**13-17**	**.765**	**15-30-45**	**12**	**19**	**13**	**2**	**8**	**16**	**22**	**14**	**16**	**11**	**79**
Kansas City		29-74	.392	4-15	.267	6-7	.857	16-30-46	13	18	16	5	7	16	19	22	11	0	68
A-State	**W**	**41-80**	**.513**	**11-29**	**.379**	**9-18**	**.500**	**14-24-38**	**25**	**28**	**14**	**2**	**13**	**42**	**22**	**14**	**24**	**-**	**102**
at McNeese		28-59	.475	3-19	.158	24-34	.706	10-29-39	19	21	20	2	10	19	23	21	20	-	83
A-State	**L**	**30-76**	**.395**	**2-13**	**.154**	**6-15**	**.400**	**18-30-48**	**18**	**11**	**10**	**3**	**9**	**22**	**18**	**15**	**13**	**-**	**68**
at North Alabama		30-63	.476	14-31	.452	8-16	.500	9-33-42	14	18	14	7	5	19	15	24	24	-	82
A-State	**L**	**22-57**	**.386**	**9-24**	**.375**	**10-12**	**.833**	**7-27-34**	**21**	**10**	**18**	**1**	**7**	**23**	**12**	**16**	**12**	**-**	**63**
at #21/22 Arkansas		26-68	.382	6-28	.214	19-26	.731	13-29-42	11	11	11	4	5	24	19	17	17	-	77
A-State	**W**	**30-70**	**.429**	**9-28**	**.321**	**10-12**	**.833**	**16-21-37**	**11**	**17**	**12**	**2**	**10**	**21**	**13**	**21**	**24**	**-**	**79**
Grambling State		28-59	.475	6-19	.316	4-8	.500	11-25-36	14	12	20	0	2	15	13	20	18	-	66
A-State	**L**	**15-60**	**.250**	**1-11**	**.091**	**13-16**	**.813**	**14-25-39**	**24**	**6**	**16**	**2**	**6**	**11**	**9**	**10**	**14**	**-**	**44**
at Little Rock		24-52	.462	0-3	.000	12-19	.632	8-34-42	15	18	16	5	5	9	15	22	14	-	60
A-State	**L**	**25-68**	**.368**	**4-22**	**.182**	**12-22**	**.545**	**11-27-38**	**20**	**11**	**15**	**4**	**8**	**17**	**18**	**14**	**17**	**-**	**66**
at ULM*		27-64	.422	3-11	.273	24-29	.828	12-35-47	19	15	17	4	8	29	18	14	20	-	81
A-State	**L**	**32-71**	**.451**	**7-18**	**.389**	**15-23**	**.652**	**13-22-35**	**19**	**10**	**9**	**2**	**8**	**15**	**16**	**25**	**30**	**-**	**86**
at Georgia Southern*		35-67	.522	12-28	.429	17-21	.810	10-32-42	16	21	13	1	4	22	20	24	33	-	99
A-State	**L**	**23-69**	**.333**	**7-30**	**.233**	**14-17**	**.824**	**16-22-38**	**17**	**13**	**20**	**1**	**13**	**14**	**22**	**15**	**16**	**-**	**67**
Troy*		28-75	.373	4-14	.286	23-26	.885	25-31-56	17	13	18	3	12	26	16	22	19	-	83
A-State	**L**	**20-57**	**.351**	**6-15**	**.400**	**12-14**	**.857**	**11-23-34**	**18**	**12**	**14**	**3**	**4**	**14**	**13**	**21**	**10**	**-**	**58**
Appalachian State*		23-57	.404	3-17	.176	10-15	.667	13-27-40	13	6	13	2	3	13	19	13	14	-	59
A-State	**L**	**13-51**	**.255**	**4-15**	**.267**	**6-10**	**.600**	**16-20-36**	**19**	**7**	**27**	**4**	**9**	**6**	**12**	**2**	**16**	**-**	**36**
at Southern Miss*		24-56	.429	2-9	.222	11-15	.733	14-23-37	19	9	20	3	16	11	9	25	16	-	61
A-State	**L**	**14-60**	**.233**	**4-19**	**.211**	**23-31**	**.742**	**17-18-35**	**20**	**4**	**14**	**4**	**9**	**8**	**24**	**11**	**12**	**-**	**55**
at Texas State*		28-59	.475	11-20	.550	22-24	.917	15-32-47	23	23	21	4	7	20	30	17	22	-	89
A-State	**W**	**18-53**	**.340**	**8-23**	**.348**	**19-29**	**.655**	**22-33-55**	**15**	**10**	**24**	**1**	**10**	**13**	**17**	**13**	**20**	**-**	**63**
at South Alabama*		16-55	.291	3-17	.176	12-17	.706	10-19-29	24	5	19	4	13	11	7	8	21	-	47
A-State	**L**	**20-59**	**.339**	**3-24**	**.125**	**5-5**	**1.000**	**13-24-37**	**18**	**8**	**21**	**3**	**7**	**11**	**7**	**12**	**16**	**2**	**48**
at Louisiana*		21-57	.368	1-12	.083	6-12	.500	14-25-39	12	5	22	1	6	12	13	11	10	3	49
A-State	**L**	**21-56**	**.375**	**9-23**	**.391**	**8-10**	**.800**	**9-29-29**	**24**	**14**	**17**	**2**	**5**	**15**	**17**	**10**	**17**	**-**	**59**
Southern Miss*		19-49	.388	4-9	.444	26-32	.813	13-27-40	17	11	19	3	7	15	7	17	29	-	68
A-State	**L**	**21-76**	**.276**	**5-27**	**.185**	**12-14**	**.857**	**22-23-45**	**21**	**11**	**8**	**3**	**5**	**21**	**13**	**11**	**14**	**-**	**59**
Marshall*		25-58	.431	5-20	.250	16-21	.762	12-31-43	12	15	10	4	3	25	14	15	17	-	71
A-State	**W**	**23-67**	**.343**	**7-16**	**.438**	**16-18**	**.889**	**10-25-35**	**13**	**12**	**12**	**5**	**14**	**12**	**24**	**16**	**17**	**-**	**69**
at Coastal Carolina*		25-67	.373	5-25	.200	10-13	.769	19-34-53	13	15	26	4	8	22	14	17	12	-	65
A-State	**L**	**26-56**	**.464**	**7-10**	**.700**	**16-23**	**.696**	**7-22-29**	**25**	**10**	**15**	**0**	**7**	**15**	**17**	**21**	**22**	**-**	**75**
Old Dominion*		32-61	.525	7-18	.389	16-22	.727	10-24-34	21	18	14	2	9	27	22	20	18	-	87
A-State	**W**	**31-71**	**.437**	**9-25**	**.360**	**27-32**	**.844**	**13-32-45**	**25**	**22**	**16**	**0**	**8**	**30**	**18**	**18**	**32**	**-**	**98**
at Troy*		30-82	.366	6-22	.273	26-38	.684	28-29-57	24	16	17	6	9	22	19	24	27	-	92
A-State	**L**	**23-67**	**.343**	**6-23**	**.261**	**5-7**	**.714**	**12-24-36**	**18**	**13**	**13**	**0**	**4**	**11**	**14**	**19**	**13**	**-**	**57**
at James Madison*		24-64	.375	4-20	.200	18-20	.900	16-33-49	8	13	14	4	7	18	15	22	15	-	70
A-State	**W**	**31-73**	**.425**	**5-18**	**.278**	**11-12**	**.917**	**16-29-45**	**16**	**15**	**8**	**3**	**9**	**24**	**15**	**22**	**17**	**-**	**78**
South Alabama*		22-65	.338	4-18	.222	10-18	.556	18-27-45	15	10	17	0	4	25	5	16	12	-	58
A-State	**W**	**18-58**	**.310**	**5-20**	**.250**	**28-33**	**.848**	**13-36-49**	**23**	**10**	**19**	**3**	**6**	**21**	**15**	**11**	**22**	**-**	**69**
Louisiana*		17-63	.270	3-13	.231	22-31	.710	16-29-45	25	8	16	5	9	2	14	17	26	-	59
A-State	**W**	**37-78**	**.474**	**10-25**	**.400**	**14-21**	**.667**	**17-29-46**	**16**	**20**	**14**	**2**	**16**	**19**	**35**	**23**	**21**	**-**	**98**
ULM*		26-64	.406	5-16	.313	16-17	.941	9-26-35	17	11	22	2	7	18	11	20	24	-	73
A-State	**L**	**27-57**	**.474**	**4-15**	**.267**	**21-25**	**.840**	**9-26-35**	**20**	**10**	**21**	**1**	**6**	**18**	**17**	**11**	**33**	**-**	**79**
Texas State*		30-57	.526	8-20	.400	18-26	.692	4-23-27	21	16	13	2	13	15	23	22	26	-	86
A-State	**W**	**26-61**	**.426**	**6-14**	**.429**	**18-23**	**.783**	**6-31-37**	**16**	**9**	**11**	**4**	**6**	**15**	**20**	**27**	**14**	**-**	**76**
vs ULM^		26-68	.382	2-9	.222	11-16	.688	13-31-44	18	13	14	3	4	14	15	13	23	-	65
A-State	**W**	**27-65**	**.415**	**10-26**	**.385**	**17-21**	**.810**	**8-29-37**	**22**	**11**	**15**	**1**	**12**	**27**	**9**	**14**	**22**	**9**	**81**
vs Georgia Southern^		29-77	.377	7-17	.412	11-24	.458	27-32-59	19	17	23	3	5	14	13	26	19	4	76
A-State	**L**	**26-66**	**.394**	**10-21**	**.476**	**10-14**	**.714**	**16-21-37**	**18**	**8**	**16**	**0**	**8**	**18**	**14**	**14**	**26**	**-**	**72**
vs Southern Miss^		29-64	.453	8-14	.571	13-21	.619	15-25-40	14	12	15	6	9	17	17	23	22	-	79
A-STATE		**795-2076**	**.383**	**206-667**	**.309**	**426-571**	**.746**	**426-838-1264**	**599**	**396**	**494**	**76**	**267**	**570**	**542**	**509**	**579**	**22**	**2222**
OPPONENTS		**823-2016**	**.408**	**176-578**	**.304**	**465-648**	**.718**	**439-913-1352**	**527**	**440**	**538**	**102**	**235**	**569**	**487**	**600**	**624**	**7**	**2287**

HIGHS & LOWS

A-STATE GAME HIGHS

POINTS	**102**	**at McNeese (11/29/22)**
	98	Two times
FIELD GOALS MADE	**41**	**at McNeese (11/29/22)**
	40	HENDRIX (11/16/22)
FIELD GOAL ATTEMPTS	**87**	**HENDRIX (11/16/22)**
	80	at McNeese (11/29/22)
3 PT FG MADE	**11**	**at McNeese (11/29/22)**
	10	Three times
3 PT FG ATTEMPTS	**30**	**TROY (1/5/23)**
	29	at McNeese (11/29/22)
FREE THROWS MADE	**28**	**LOUISIANA (2/18/23)**
	27	at Troy (2/9/23)
FREE THROW ATTEMPTS	**33**	**LOUISIANA (2/18/23)**
	32	at Troy (2/9/23)
REBOUNDS	**61**	**HENDRIX (11/16/22)**
	55	at South Alabama (1/19/23)
ASSISTS	**28**	**at McNeese (11/29/22)**
	22	at Troy (2/9/23)
STEALS	**19**	**HENDRIX (11/16/22)**
	16	ULM (2/22/23)
BLOCKS	**7**	**UTAH STATE (11/19/22)**
	6	at UT Martin (11/14/22)
TURNOVERS	**27**	**at Southern Miss (1/12/23)**
	24	at South Alabama (1/19/23)
FOULS	**25**	**THREE TIMES**
		Last: at Troy (2/9/23)

OPPONENT GAME HIGHS

POINTS	**99**	**at Georgia Southern (12/31/22)**
	95	OKLAHOMA (11/22/22)
FIELD GOALS MADE	**37**	**OKLAHOMA (11/22/22)**
	35	at Georgia Southern (12/31/22)
FIELD GOAL ATTEMPTS	**82**	**at Troy (2/9/23)**
	77	vs Georgia Southern (3/1/23)
3 PT FG MADE	**14**	**at North Alabama (12/8/22)**
	12	at Georgia Southern (12/31/22)
3 PT FG ATTEMPTS	**31**	**at North Alabama (12/8/22)**
	30	OKLAHOMA (11/22/22)
FREE THROWS MADE	**26**	**Two times**
		Last: at Troy (2/9/23)
FREE THROW ATTEMPTS	**38**	**at Troy (2/9/23)**
	34	at McNeese (11/29/22)
REBOUNDS	**59**	**vs Georgia Southern (3/1/23)**
	57	at Troy (2/9/23)
ASSISTS	**26**	**OKLAHOMA (11/22/22)**
	23	at Texas State (1/14/23)
STEALS	**16**	**at Southern Miss (1/12/23)**
	15	OKLAHOMA (11/22/22)
BLOCKS	**7**	**at North Alabama (12/8/22)**
	6	Two times
TURNOVERS	**26**	**at Coastal Carolina (2/2/23)**
	23	Two times
FOULS	**25**	**LOUISIANA (2/18/23)**
	24	Two times

A-STATE GAME LOWS

POINTS	**36**	**at Southern Miss (1/12/23)**
	44	at Little Rock (12/18/22)
FIELD GOALS MADE	**13**	**at Southern Miss (1/12/23)**
	14	at Texas State (1/14/23)
FIELD GOAL ATTEMPTS	**51**	**at Southern Miss (1/12/23)**
	52	at UT Martin (11/14/22)
3 PT FG MADE	**1**	**at Little Rock (12/18/22)**
	2	at North Alabama (12/8/22)
3 PT FG ATTEMPTS	**10**	**OLD DOMINION (2/4/23)**
	11	at Little Rock (12/18/22)
FREE THROWS MADE	**5**	**TWO TIMES**
		Last: at James Madison (2/11/23)
FREE THROW ATTEMPTS	**5**	**at Louisiana (1/21/23)**
	7	at James Madison (2/11/23)
REBOUNDS	**29**	**TWO TIMES**
		Last: OLD DOMINION (2/4/23)
ASSISTS	**4**	**at Texas State (1/14/23)**
	6	at Little Rock (12/18/22)
STEALS	**0**	**at UT Martin (11/14/22)**
	4	Two times
BLOCKS	**0**	**Five times**
		Last: vs Southern Miss (3/3/23)
TURNOVERS	**8**	**TWO TIMES**
		Last: SOUTH ALABAMA (2/16/23)
FOULS	**11**	**GRAMBLING (12/15/22)**
	12	KANSAS CITY (11/26/22)

OPPONENT GAME LOWS

POINTS	**47**	**at South Alabama (1/19/23)**
	49	at Louisiana (1/21/23)
FIELD GOALS MADE	**16**	**at South Alabama (1/19/23)**
	17	Two times
FIELD GOAL ATTEMPTS	**49**	**SOUTHERN MISS (1/26/23)**
	52	Two times
3 PT FG MADE	**0**	**at Little Rock (12/18/22)**
	1	at Louisiana (1/21/23)
3 PT FG ATTEMPTS	**3**	**at Little Rock (12/18/22)**
	9	Three Times
FREE THROWS MADE	**4**	**GRAMBLING (12/15/22)**
	6	Two times
FREE THROW ATTEMPTS	**7**	**KANSAS CITY (11/26/22)**
	8	GRAMBLING (12/15/22)
REBOUNDS	**27**	**TEXAS STATE (2/24/23)**
	29	at South Alabama (1/19/23)
ASSISTS	**5**	**TWO TIMES**
		Last: at Louisiana (1/21/23)
STEALS	**2**	**GRAMBLING (12/15/22)**
	3	Two times
BLOCKS	**0**	**Three times**
		Last: SOUTH ALABAMA (2/16/23)
TURNOVERS	**6**	**at UT Martin (11/14/23)**
	10	MARSHALL (1/28/23)
FOULS	**8**	**at James Madison (2/11/23)**
	9	HENDRIX (11/16/22)

2022-23 REVIEW
SUN BELT CONFERENCE RECAP

FINAL STANDINGS

	SUN BELT			OVERALL		
	W	L	Pct.	W	L	Pct.
James Madison%^	13	5	.722	26	8	.765
Texas State%	13	5	.722	23	10	.697
Southern Miss%	13	5	.722	21	10	.677
Georgia Southern	12	6	.667	21	10	.677
Old Dominion	12	6	.667	22	12	.647
Troy	12	6	.667	17	13	.567
Louisiana	10	8	.556	16	15	.516
Marshall	9	9	.500	17	14	.548
Coastal Carolina	9	9	.500	14	16	.467
Arkansas State	6	12	.333	13	19	.406
Appalachian State	6	12	.333	11	20	.355
Georgia State	5	13	.278	12	21	.364
South Alabama	3	15	.167	7	23	.233
ULM	3	15	.167	7	23	.233

% - Regular Season Champion | ^ - Tournament Champion

FINAL STATISTICS RANKINGS

TEAM (ALL GAMES)	ALL GAMES		SBC ONLY	
Scoring Offense	5th	69.4	5th	67.8
Scoring Defense	12th	71.5	11th	72.1
Scoring Margin	12th	-2.0	11th	-4.3
Field-Goal Percentage	12th	.383	13th	.369
FG Percentage Defense	11th	.408	10th	.404
3-Point FG Percentage	4th	.309	6th	.299
3-Point FG Pct. Defense	7th	.304	4th	.291
3-Point Field Goals Made	6th	6.4	7th	6.1
Free-Throw Percentage	2nd	.746	1st	.763
Rebounding Offense	5th	39.5	6th	39.0
Rebounding Defense	13th	42.3	11th	42.5
Rebounding Margin	11th	-2.8	11th	-3.5
Offensive Rebounds/Game	6th	13.3	4th	13.7
Defensive Rebounds/Game	5th	26.2	11th	25.3
Assists Per Game	9th	12.4	11th	11.8
Blocked Shots Per Game	9th	2.4	10th	2.3
Steals Per Game	8th	8.3	5th	8.2
Turnover Margin	7th	+1.4	7th	+1.3
Assist/Turnover Ratio	7th	0.8	9th	0.7

Tournament Results

First Round (Feb. 28)

No. 13	South Alabama	44
No. 12	Georgia State	59
No. 14	ULM	65
No. 11	Arkansas State	76

Second Round (March 1)

No. 9	Coastal Carolina	53
No. 8	Marshall	60
No. 12	Georgia State	56
No. 5	Old Dominion	66
No. 11	Arkansas State	81
No. 6	Georgia Southern	76
No. 10	Appalachian State	51
No. 7	Louisiana	38

Quarterfinals (March 3)

No. 8	Marshall	43
No. 1	James Madison	61
No. 5	Old Dominion	86
No. 4	Troy	83
No. 11	Arkansas State	72
No. 3	Southern Miss	79
No. 10	Appalachian State	47
No. 2	Texas State	56

Semifinals (March 5)

No. 5	Old Dominion	64
No. 1	James Madison	70
No. 3	Southern Miss	57
No. 2	Texas State	85

Championship (March 6)

No. 2	Texas State	51
No. 1	James Madison	81

ALL-SUN BELT TEAMS

First Team	Pos.	School
Kiki Jefferson	G	James Madison
DaNasia Hood	F	Texas State
Terren Ward	G/F	Georgia Southern
Domonique Davis	G	Southern Miss
Aja Blount	F	Coastal Carolina

Second Team	Pos.	School
Makayia Hallmon	G	Troy
Roshala Scott	G	Marshall
Kennedy Taylor	G	Texas State
Amari Young	F	Old Dominion
Izzy Higginbottom	**G**	**Arkansas State**

Third Team	Pos.	School
Ja'Mia Hollings	F	Troy
Lanay Wheaton	G	Louisiana
Tai'Sheka Porchia	F	Troy
Deaja Richardson	G	Coastal Carolina
Emma Merriweather	C	ULM

Player of the Year: Kiki Jefferson - James Madison

Defensive Player of the Year: Emma Merriweather - ULM

Freshman of the Year: Kelsey Thompson - South Alabama

Newcomer of the Year: **Izzy Higginbottom - Arkansas State**

Sixth Woman of the Year: Peyton McDaniel - James Madison

Coach of the Year: Zenarae Antoine - Texas State

PLAYERS OF THE WEEK

Date	Player	School
Nov. 15	Kiki Jefferson	James Madison
Nov. 22	Kiki Jefferson	James Madison
Nov. 29	Domonique Davis	Southern Miss
Dec. 6	Aja Blount	Coastal Carolina
Dec. 13	Amari Young	Old Dominion
Dec. 20	Domonique Davis	Southern Miss
Dec. 27	Kseniia Kozlova	James Madison
Jan. 3	Terren Ward	Georgia Southern
Jan. 10	Emma Merriweather	ULM
Jan. 17	Emily Carver	Appalachian State
Jan. 24	Peyton McDaniel	James Madison
Jan. 31	Ja'Mia Hollings	Troy
Feb. 8	Tai'Sheka Porchia	Troy
Feb. 14	Domonique Davis	Southern Miss
Feb. 21	Kiki Jefferson	James Madison
Feb. 27	Terren Ward	Georgia Southern

YEAR	RECORD	CONFERENCE RECORD	HEAD COACH
2022-23	13-19	6-12 Sun Belt	Destinee Rogers
2021-22	12-16	5-9 Sun Belt	Matt Daniel/Destinee Rogers
2020-21	9-12	4-10 Sun Belt	Matt Daniel
2019-20	11-19	8-10 Sun Belt	Matt Daniel
2018-19	12-18	7-11 Sun Belt	Brian Boyer
2017-18	15-15	10-8 Sun Belt	Brian Boyer
2016-17	7-25	4-14 Sun Belt	Brian Boyer
2015-16	27-6^	19-1 Sun Belt	Brian Boyer
2014-15	24-11^	16-4 Sun Belt	Brian Boyer
2013-14	22-12^	14-4 Sun Belt	Brian Boyer
2012-13	15-15	12-8 Sun Belt	Brian Boyer
2011-12	12-18	6-10 Sun Belt	Brian Boyer
2010-11	18-14	9-7 Sun Belt	Brian Boyer
2009-10	13-18	7-11 Sun Belt	Brian Boyer
2008-09	16-14	10-8 Sun Belt	Brian Boyer
2007-08	20-12	13-5 Sun Belt	Brian Boyer
2006-07	20-14^	10-8 Sun Belt	Brian Boyer
2005-06	15-15	7-7 Sun Belt	Brian Boyer
2004-05	21-11&	11-3 Sun Belt	Brian Boyer
2003-04	19-10^	10-4 Sun Belt	Brian Boyer
2002-03	12-18	6-9 Sun Belt	Brian Boyer
2001-02	12-16	6-8 Sun Belt	Brian Boyer
2000-01	13-15	7-9 Sun Belt	Brian Boyer
1999-00	18-12^	8-8 Sun Belt	Brian Boyer
1998-99	18-14	7-5 Sun Belt	Jeff Mittie
1997-98	20-10	11-3 Sun Belt	Jeff Mittie
1996-97	20-8	11-4 Sun Belt	Jeff Mittie
1995-96	17-10*	9-5 Sun Belt	Jeff Mittie
1994-95	20-10	9-5 Sun Belt	Jerry Ann Winters
1993-94	22-9@	10-4 Sun Belt	Jerry Ann Winters
1992-93	25-8%	10-4 Sun Belt	Jerry Ann Winters
1991-92	25-7#	12-4 Sun Belt	Jerry Ann Winters
1990-91	20-8	8-4 American South	Jerry Ann Winters
1989-90	12-14	4-6 American South	Jerry Ann Winters
1988-89	15-12	5-5 American South	Jerry Ann Winters
1987-88	17-14	3-6 American South	Jerry Ann Winters
1986-87	19-9	8-4 Southland	Jerry Ann Winters
1985-86	11-15	3-9 Southland	Jerry Ann Winters
1984-85	12-13	5-7 Southland	Jerry Ann Winters
1983-84	12-14	5-7 Southland	Beverly Webb
1982-83	6-18	1-4 Southland	Beverly Webb
1981-82	12-11	11-7 AWISA	Beverly Webb
1980-81	21-12	16-4 AWISA	Sara Wooley
1979-80	18-11	14-6 AWISA	Sara Wooley
1978-79	19-10	11-7 AWISA	Sara Wooley
1977-78	16-9	14-4 AWISA	Kay Woodiel
1976-77	12-8	11-7 AWISA	Kay Woodiel
1975-76	16-7	12-4 AWISA	Kay Woodiel
1974-75	2-8	1-4 AWISA	Kay Woodiel

^ WNIT | & WNIT Quarterfinals | # WNIT Third Place | % WNIT Champions | @ WNIT Runner-Up | * Loss total adjusted after forfeit by Kansas State

YEAR-BY-YEAR **RESULTS**

1974-75 | 2-8 / 1-4 AWISA
Head Coach: Kay Woodiel

	at Memphis State	49-114	L
	Arkansas College*	74-47	W
	ASU-Beebe*	76-80	L
	at Henderson State*	49-81	L
	at ASU-Beebe*	54-79	L
	Miss. County All-Stars	45-47	L
	at Arkansas Tech*	46-60	L
	at Miss. County All-Stars	58-57	W
	AWISA State Tournament (Magnolia, Ark.)		
	vs. Arkansas Tech	56-69	L
	vs. Arkansas College	73-75	L

STAT LEADERS

Points	PPG
Marie Wilford	14.6

Rebounds	RPG
Juli Vaccari	10.3

1975-76 | 16-7 / 12-4 AWISA
Head Coach: Kay Woodiel

	at Arkansas Tech*	46-47	L
	Arkansas-Pine Bluff*	65-19	W
	Memphis State	51-108	L
	Miss. County All-Stars	56-46	W
	at Arkansas-Monticello*	65-74	L
	Henderson State*	67-65	W
	at Arkansas College*	87-72	W
	Arkansas College*	82-65	W
	at Arkansas-Pine Bluff*	48-43	W
	at ASU-Beebe*	80-74	W
	at Miss. County All-Stars	66-43	W
	Southern State College*	53-59	L
	Arkansas-Little Rock*	77-32	W
	Arkansas-Monticello*	64-53	W
	Arkansas-Brokerage*	56-49	W
	at Arkansas-Little Rock*	90-39	W
	at Henderson State*	52-62	L
	Arkansas Tech*	80-68	W
	Arkansas-Little Rock*	62-36	W
	AWISA State Tournament (Monticello, Ark.)		
	vs. Henderson State	75-59	W
	vs. Southern State College	62-64	L
	at Arkansas-Monticello	76-68	W
	vs. Southern State College	47-59	L

STAT LEADERS

Points	PPG
Karla Birmingham	13.7

Rebounds	RPG
Karen Carlew	10.5

1976-77 | 12-8 / 11-7 AWISA
Head Coach: Kay Woodiel

	Arkansas-Little Rock*	63-49	W
	at Arkansas College*	70-49	W
	Arkansas Tech*	52-33	W
	Arkansas-Pine Bluff*	70-59	W
	at Central Arkansas*	54-66	L
	Southern Arkansas*	52-59	L
	Arkansas College*	58-57	W
	at Arkansas-Monticello*	57-84	L
	Central Arkansas*	50-74	L
	at Southern Arkansas*	55-56	L
	at Arkansas-Pine Bluff*	62-70	L
	at Arkansas Tech*	57-50	W
	at Ouachita Baptist*	64-41	W
	Ouachita Baptist*	66-47	W
	Henderson State*	52-33	W
	at Arkansas-Little Rock*	69-44	W
	at Henderson State*	72-66	W
	Arkansas-Monticello*	61-75	L
	AWISA State Tournament (Batesville, Ark.)		
	vs. Arkansas-Pine Bluff	67-66^{OT}	W
	vs. Arkansas-Monticello	62-68	L

STAT LEADERS

Points	PPG
Karla Birmingham	13.1

Rebounds	RPG
Sue Hill	12.4

1977-78 | 16-9 / 14-4 AWISA
Head Coach: Kay Woodiel

	at Arkansas-Little Rock*	82-59	W
	at Arkansas Tech*	66-60	W
	at Arkansas College*	68-66	W
	Henderson State*	67-57	W
N29	Central Arkansas*	73-53	W
	Ouachita Baptist*	61-48	W
	at Union (Tenn.)	57-86	L
	Southern Arkansas*	66-46	W
D10	Arkansas	67-59	W
	Arkansas-Monticello*	78-69	W
	at Arkansas-Pine Bluff*	48-53	L
J20	at Central Arkansas*	81-74	W
	at Ouachita Baptist*	79-64	W
	at Henderson State*	72-68	W
	Arkansas-Little Rock*	80-63	W
	at Southern Arkansas*	65-83	L
	at Arkansas-Monticello*	49-64	L
	Arkansas College*	81-59	W
	Union (Tenn.)	83-86^{OT}	L
	Arkansas-Pine Bluff*	62-63	L
	Arkansas Tech*	77-54	W
F28	at Arkansas	67-70	L
	Region IV Tournament (Arkadelphia, Ark.)		
	vs. Dillard (La.)	84-73	W
	vs. Northwest Oklahoma	70-76	L
	vs. Abilene Christian	71-87	L

STAT LEADERS

Points	PPG
Karen Carlew	15.9

Rebounds	RPG
Sue Jayroe	10.3

1978-79 | 19-10 / 11-7 AWISA
Head Coach: Sara Wooley

	Arkansas Baptist	77-31	W
N10	at Arkansas-Little Rock*	63-61	W
	at Central Arkansas*	83-76OT	W
	at Southern Arkansas*	57-59	L
	Ouachita Baptist*	70-68OT	W
	Arkansas College*	65-57	W
	at Arkansas-Monticello*	39-55	L
	at Henderson State*	66-52	W
	Arkansas Tech*	49-54	L
	Central Arkansas*	68-44	W
	Southern Arkansas*	69-56	W
J19	Arkansas-Little Rock*	41-40	W
	Arkansas-Pine Bluff*	78-60	W
	at Ouachita Baptist*	47-66	L
J25	Arkansas	55-47	W
	at Arkansas College*	55-57	L
	Arkansas-Monticello*	53-52	W
	at Arkansas Tech*	59-67	L
	at Arkansas-Pine Bluff*	57-72	L
	Henderson State*	63-56	W
	AWISA State Tournament (Jonesboro, Ark.)		
F22	Central Arkansas	64-45	W
	Arkansas-Pine Bluff	59-45	W
	Arkansas-Monticello	62-60	W
F28	Arkansas	37-52	L
	AIAW Regional Tournament (Fort Worth, Texas)		
	vs. Northwest Oklahoma	53-59	L
	vs. Abilene Christian	81-76	W
	vs. Arkansas Tech	56-59	L
	vs. Arkansas-Monticello	62-59	W
	vs. Southeast Oklahoma	54-56	L

STAT LEADERS

Points	PPG
Sue Jayroe	12.1

Rebounds	RPG
Sue Jayroe	9.1

1979-80 | 18-11 / 14-6 AWISA
Head Coach: Sara Wooley

	Arkansas College*	82-46	W
	Arkansas-Monticello*	55-53	W
N10	at Southeast Missouri St.	53-36	W
	at Arkansas-Pine Bluff*	75-74	W
	at Central Arkansas*	66-59	W
	Arkansas Tech*	56-57	L
	Southern Arkansas*	71-55	W
	Ouachita Baptist*	62-55	W
	at Henderson State*	34-59	L
	Philander Smith*	92-51	W
D13	at Arkansas-Little Rock*	57-53	W
	Gateway Holiday Classic (St. Louis, Mo.)		
	vs. Kentucky State	50-75	L
	vs. Arkansas-Pine Bluff	65-57	W
	vs. Nebraska Wesleyan	62-32	W
	at Arkansas College*	60-50	W
	at Arkansas-Monticello*	44-65	L
	at Philander Smith*	75-32	W
F1	Central Arkansas*	70-42	W
	Arkansas-Pine Bluff*	66-59	W
	at Arkansas Tech*	53-59	L
	at Southern Arkansas*	54-55	L
F12	Arkansas-Little Rock*	58-43	W
	at Ouachita Baptist*	73-79	L
	Henderson State*	69-60	W
	AWISA State Tournament (Conway, Ark.)		
	vs. Arkansas College	79-69	W
	vs. Arkansas-Pine Bluff	77-78	L
M3	vs. Arkansas	55-62	L
	SWAIAW Region IV Tournament (Durant, Okla.)		
	vs. Louisiana College	56-70	L
	vs. Northwest Oklahoma	57-68	L

STAT LEADERS

Points	PPG
Sue Jayroe	12.4

Rebounds	RPG
Sue Jayroe	9.8

1980-81 | 21-12 / 16-4 AWISA
Head Coach: Sara Wooley

	at Arkansas College*	57-63	L
	at Arkansas-Monticello*	68-67	W
N15	Southeast Missouri State	94-65	W
N18	Central Arkansas*	54-51	W
	at Arkansas Tech*	74-67	W
	at Southern Arkansas*	62-66	L
D2	Arkansas-Little Rock*	55-46	W
	at Ouachita Baptist*	61-57	W
	at Memphis State	60-85	L
	Henderson State*	59-48	W
	at Philander Smith*	92-48	W
D13	at Arkansas	50-57	L
	Gateway Holiday Classic (St. Louis, Mo.)		
	vs. Missouri Southern	57-59	L
J3	vs. SIU Edwardsville	58-39	W
	vs. Kentucky State	49-67	L
	Arkansas College*	75-59	W
	Arkansas-Monticello*	58-64	L
	Arkansas-Pine Bluff*	68-52	W
	at Arkansas-Pine Bluff*	58-52	W
	at Central Arkansas*	59-51	W
	Arkansas Tech*	48-50	L
	Southern Arkansas*	60-49	W
F10	at Arkansas-Little Rock*	75-68	W
	Arkansas Invitational (Fayetteville, Ark.)		
	vs. UT Martin	66-46	W
	Memphis State	41-66	L
	Ouachita Baptist*	66-54	W
	at Henderson State*	61-59	W
	Philander Smith*	78-35	W
F23	at Southwest Missouri State	62-67	L
	AWISA Playoffs (Arkadelphia, Ark.)		
	vs. Southern Arkansas	78-56	W
	vs. Arkansas College	57-48	W
	vs. Arkansas-Monticello	55-57	L
	SWAIAW Regional Tournament (Pineville, La.)		
	vs. Abilene Christian	57-84	L

STAT LEADERS

Points	PPG
Dina DiCicco	11.0

Rebounds	RPG
Linda Holloway	5.8

YEAR-BY-YEAR RESULTS

1981-82 | 12-11 / 11-7 AWISA
Head Coach: Beverly Webb

	Arkansas Tech*	62-66	L
	at Arkansas-Monticello*	51-53	L
	at Arkansas College*	74-70^{OT}	W
N20	Central Arkansas*	69-61	W
	Arkansas-Pine Bluff*	66-49	W
	Southern Arkansas*	63-55	W
D4	at Arkansas-Little Rock*	73-63	W
	at Henderson State*	69-74	L
	Ouachita Baptist*	51-54	L
J6	Southern Miss	53-55	L
	Mississippi College	61-71	L
	at Arkansas Tech*	72-74	L
	Arkansas-Monticello*	67-68	L
	Arkansas College*	73-65	W
J29	at Central Arkansas*	61-78	L
J30	Southwest Missouri State	45-69	L
	at Arkansas-Pine Bluff*	67-60	W
	at Southern Arkansas*	61-59	W
F9	Arkansas-Little Rock*	73-63	W
	Henderson State*	66-56	W
	at Ouachita Baptist*	69-66	W
	AWISA State Tournament (Russellville, Ark.)		
	vs. Henderson State	91-66	W
F25	vs. Central Arkansas	71-77	L

STAT LEADERS

Points	PPG
Linda Allison	15.1

Rebounds	RPG
Loretta Jamieson	7.4

1982-83 | 6-18 / 1-4 Southland
Head Coach: Beverly Webb

N16	Arkansas-Little Rock	77-68	W
N20	Central Arkansas	51-64	L
	Tennessee Tech Invitational (Cookeville, Tenn.)		
N26	at Tennessee Tech	47-71	L
N27	vs. Tennessee State	73-71	W
D1	at #20 Ole Miss	59-104	L
D4	at Murray State	62-76	L
D6	at Mississippi State	49-77	L
	Lady Eagle Classic (Hattiesburg, Miss.)		
D10	at Southern Miss	54-81	L
D11	vs. Mississippi College	75-88	L
J3	Arkansas	47-80	L
J6	at Southwest Missouri State	71-77	L
J8	at UT Martin	57-81	L
	Missouri-St. Louis	66-62	W
J14	Lamar*	70-67	W
	at Northeast Louisiana*	57-87	L
J24	Southwestern Louisiana*	66-85	L
J25	at Arkansas-Little Rock	80-63	W
F10	at UT Arlington*	58-67	L
F12	at North Texas State	61-67	L
F17	Murray State	81-87^{OT}	L
	Arkansas Tech	68-60	W
F26	McNeese State*	70-82	L
F28	UT Martin	80-89	L
	Southland Conference Tournament (Monroe, La.)		
M10	vs. Lamar	74-76	L

STAT LEADERS

Points	PPG
Dena Hodge	11.8

Rebounds	RPG
Michelle Horton	6.9

1983-84 | 12-14 / 5-7 Southland
Head Coach: Beverly Webb

	at Arkansas Tech	82-79^{OT}	W
N19	Southwest Missouri State	86-76	W
	at Mississippi Valley State	53-71	L
N28	UT Martin	79-77	W
N30	at Southeast Missouri State	74-82^{OT}	L
D3	at Central Arkansas	63-101	L
D5	Murray State	74-69	W
D7	Arkansas-Little Rock	79-57	W
D10	at Austin Peay	50-67	L
J6	at UT Martin	71-74	L
J9	Southeast Missouri State	66-56	W
	Mississippi Valley State	60-57	W
	Northeast Louisiana*	61-79	L
J23	Southwestern Louisiana*	66-68	L
J28	at UT Arlington*	64-58	W
J30	at North Texas State*	47-56	L
F2	at Murray State	58-78	L
F4	Lamar*	75-72	W
F6	McNeese State*	70-67^{OT}	W
F11	at Arkansas-Little Rock	53-55	L
F16	at #18/ Northeast Louisiana*	67-93	L
F18	at Southwestern Louisiana*	52-63	L
F23	UT Arlington*	89-77	W
F25	North Texas State*	92-69	W
M1	at Lamar*	61-64	L
M3	at McNeese State*	86-90	L

STAT LEADERS

Points	PPG
Linda Alison	14.3

Rebounds	RPG
Charlotte Fields	8.6

1984-85 | 12-13 / 5-7 Southland
Head Coach: Jerry Ann Winters

	Arkansas-Pine Bluff	86-69	W
	Ouachita Baptist	79-60	W
N28	at Murray State	74-76	L
D1	Austin Peay	68-63	W
D3	at Southeast Missouri State	68-81	L
	Wendy's/UMKC Classic (Kansas City, Mo.)		
D7	at UMKC	61-70	L
D8	vs. Kansas	70-99	L
J5	at Delta State	71-108	L
J12	UT Martin	95-83	W
J15	at Arkansas-Little Rock	85-82	W
J19	at #4 Northeast Louisiana*	66-88	L
J21	at Southwestern Louisiana*	56-73	L
J26	UT Arlington*	70-76	L
J28	North Texas State*	90-84	W
F4	at McNeese State*	67-85	L
F5	at Lamar*	95-96	L
F9	Arkansas-Little Rock	78-67	W
F11	at UT Martin	62-72	L
F14	#4 Northeast Louisiana*	66-89	L
F16	Southwestern Louisiana*	84-76	W
F21	at UT Arlington*	61-62	L
F23	at North Texas State*	72-58	W
F26	Murray State	61-56	W
F28	Lamar*	75-74	W
M2	McNeese State*	66-62	W

STAT LEADERS

Points	PPG
Charlotte Fields	15.6

Rebounds	RPG
Charlotte Fields	7.7

1985-86 | 11-15 / 3-9 Southland
Head Coach: Jerry Ann Winters

	Ouachita Baptist	67-64	W
	Lady Racer Classic (Murray, Ky.)		
N25	vs. Tennessee State	80-82	L
	vs. Butler	74-46	W
D3	Delta State	73-88	L
	Lady Tiger Classic (Memphis, Tenn.)		
	at Memphis State	80-101	L
D1	vs. Marshall	85-89	L
D10	at Arkansas-Little Rock	72-63	W
D14	at Southwest Missouri State	77-73	W
D19	Alabama	67-87	L
	at Henderson State	56-50	W
J11	#9 Northeast Louisiana*	63-86	L
J13	Southwestern Louisiana*	54-68	L
J15	at Tulsa	75-56	W
J18	at UT Arlington*	83-76	W
J20	at North Texas State*	48-77	L
J23	Arkansas-Little Rock	81-67	W
J25	Lamar*	73-66	W
J27	McNeese State*	70-87	L
F3	Southeast Missouri State	73-83	L
	at Northeast Louisiana*	52-88	L
F8	at Southwestern Louisiana*	61-59	W
F13	UT Arlington*	73-84	L
F15	North Texas State*	67-73	L
F20	at Lamar*	66-70	L
F22	at McNeese State*	70-78	L
F24	Saint Louis	80-58	W

STAT LEADERS

Points	PPG
Beth Penn	16.8

Rebounds	RPG
Semona Hawkins	6.7

1986-87 | 19-9 / 9-4 Southland
Head Coach: Jerry Ann Winters

	Lady Racer Classic (Murray, Ky.)		
D1	vs. Appalachian State	71-86	L
D2	vs. Cumberland	79-91	L
	Shocker Shootout (Wichita, Kan.)		
D5	vs. La Salle	71-90	L
	vs. UTEP	83-76	W
D10	at Evansville	59-70	L
	at Butler	74-63	W
D16	Arkansas-Little Rock	95-81	W
D18	Tulsa	66-42	W
	Missouri-St. Louis	92-73	W
J5	Saint Louis	68-54	W
J7	at Saint Louis	69-49	W
	at Northeast Louisiana*	72-71	W
J12	at Southwestern Louisiana*	85-80	W
	at Memphis State	67-75	L
J17	UT Arlington*	69-58	W
J19	North Texas State*	98-83	W
J24	at Lamar*	71-78	L
J26	at McNeese State*	70-91	L
J29	Evansville	84-77	W
F2	at Arkansas-Little Rock	77-58	W
	Northeast Louisiana*	80-77	W
F7	Southwestern Louisiana*	75-71	W
F12	at UT Arlington*	74-78	L
F14	at North Texas State*	75-80	L
F19	Lamar*	84-54	W
F21	McNeese State*	83-77	W
	at College of the Ozarks	77-54	W
F26	at Tulsa	63-60	W

STAT LEADERS

Points	PPG
Quintella Jackson	18.0

Rebounds	RPG
Quintella Jackson	9.3

YEAR-BY-YEAR RESULTS

1987-88 | 17-14 / 3-6 American South
Head Coach: Jerry Ann Winters

N30	Indiana State	70-63	W
D4	Murray State	73-76	L
	Southwest Baptist	81-59	W
	at Memphis State	65-81	L
	Dial Classic (Ruston, La.)		
D11	at #4/4 Louisiana Tech*	50-113	L
	Mississippi Valley State	80-73	W
	Mississippi College	85-71	W
J4	at Arkansas-Little Rock	73-58	W
J8	at Baylor	52-59	L
J9	at UT Arlington	62-55	W
J12	Saint Louis	69-48	W
J15	at Alabama	64-83	L
	at Mississippi College	72-69	W
J21	#24 New Orleans*	56-65	L
J23	Southwestern Louisiana*	70-71	L
	Arkansas College	79-62	W
J28	at Lamar*	68-76	L
	at Texas-Pan American*	103-50	W
	Memphis State	79-77	W
F8	UMKC	110-68	W
F11	at #24 New Orleans*	53-69	L
F13	at Southwestern Louisiana*	64-70	L
F18	Lamar*	85-78	W
	Texas-Pan American*	90-53	W
F23	at Saint Louis	70-51	W
	Northern Lights Tournament (Anchorage, Alaska)		
	vs. U.S. International	82-66	W
	vs. #20 UNLV	65-68	L
F28	vs. Western Kentucky	55-60	L
M1	Arkansas-Little Rock	52-53	L
M7	Arkansas-Little Rock	80-65	W
	American South Conference Tournament (Ruston, La.)		
M10	vs. Lamar	65-67	L

STAT LEADERS

Points	PPG
Charlotte Fields	16.7

Rebounds	RPG
Charlotte Fields	7.9

1988-89 | 15-12 / 5-5 American South
Head Coach: Jerry Ann Winters

N25	Missouri	75-88	L
	Alcorn State	80-67	W
	Northern Iowa	89-73	W
D2	at Saint Louis	71-45	W
D6	at Murray State	71-90	L
	San Francisco Festival (San Francisco, Calif.)		
D9	vs. UT Arlington	87-74	W
D10	at San Francisco	66-71	L
	Ouachita Baptist	85-63	W
	at Mississippi Valley State	84-95	L
	Henderson State	86-54	W
J14	at UMKC	45-48	L
	Mississippi College	80-74	W
	UTEP	52-43	W
J22	#3/3 Louisiana Tech*	33-66	L
	at Texas-Pan American*	58-39	W
J28	at Lamar*	60-81	L
F2	Southwestern Louisiana*	70-57	W
F4	New Orleans*	54-57	L
	Mississippi Valley State	56-55	W
F11	at #2/2 Louisiana Tech*	46-91	L
	Texas-Pan American*	83-52	W
F18	Lamar*	66-63	W
F23	at Southwestern Louisiana*	80-62	W
F25	at New Orleans*	57-69	L
	at Mississippi College	84-79	W
M6	UMKC	43-54	L
	American South Conference Tournament (Ruston, La.)		
M10	at #3/3 Louisiana Tech	29-108	L

STAT LEADERS

Points	PPG
Eva Brehe	14.7

Rebounds	RPG
Eva Brehe	8.1

1989-90 | 12-14 / 4-6 American South
Head Coach: Jerry Ann Winters

	Sooner Classic (Norman, Okla.)		
N24	vs. Minnesota	67-83	L
N25	at Oklahoma	73-102	L
N28	Austin Peay	95-52	W
	vs. Northeast Louisiana^	51-67	L
D2	Murray State	61-72	L
D5	Saint Louis	70-37	W
	Hawaiian Tropic/Shoney's Classic (Murray, Ky.)		
D8	vs. Alabama	66-84	L
D9	at Murray State	75-70	W
	American Airlines Classic (El Paso, Texas)		
	vs. Nicholls State	73-43	W
	at UTEP	69-44	W
D18	at New Mexico State	58-56	W
J11	at UMKC	49-51	L
J18	Lamar*	57-72	L
	Texas-Pan American*	92-40	W
J25	at #1/1 Louisiana Tech*	36-106	L
J29	at Austin Peay	70-63	W
F1	at New Orleans*	67-68^{OT}	L
F3	at Southwestern Louisiana*	69-76^{OT}	L
F8	at Lamar*	69-90	L
	at Texas-Pan American*	76-54	W
	at Alcorn State	78-90	L
F17	#1/1 Louisiana Tech*	65-94	L
F19	Oklahoma State	68-71	L
F22	New Orleans*	67-61^{OT}	W
F24	Southwestern Louisiana*	95-51	W
F27	UMKC	59-48	W

^ - in Pine Bluff, Ark.

STAT LEADERS

Points	PPG
Zenia Hayes	15.6

Rebounds	RPG
Zenia Hayes	8.0

1990-91 | 20-8 / 8-4 American South
Head Coach: Jerry Ann Winters

	Colony Parke Hotel Shootout (Dallas, Texas)		
N23	at SMU	83-71	W
	vs. Alcorn State	80-70	W
N28	Murray State	68-66	W
	Pizza Inn Classic (Jonesboro, Ark.)		
	UTEP	77-52	W
D1	Middle Tennessee State	71-60	W
D3	at Murray State	71-82	L
	at Mississippi Valley State	76-70	W
	Alcorn State	104-79	W
D17	at UMKC	64-49	W
	Mississippi Valley State	78-56	W
J5	#18/17 Louisiana Tech*	76-75	W
J10	at New Orleans*	48-69	L
J12	Southwestern Louisiana*	73-49	W
J17	at Central Florida*	83-64	W
J22	UMKC	48-46	W
	at Texas-Pan American*	92-62	W
J26	at Lamar*	79-89	L
	at Northeast Louisiana	66-74	L
F2	at Louisiana Tech*	54-79	L
F6	New Orleans*	74-60	W
F9	at Southwestern Louisiana*	78-52	W
F14	Central Florida*	70-57	W
	Texas-Pan American*	76-63	W
F23	Lamar*	77-88	L
F25	at Boston University	77-74	W
	at Maine	73-107	L
F28	at New Hampshire	70-65	W
	American South Conference Tournament (Ruston, La.)		
M8	at Louisiana Tech	79-83	L

STAT LEADERS

Points	PPG
Sonja Tate	17.9

Rebounds	RPG
Sonja Tate	8.3

1991-92 | 25-7 / 12-4 Sun Belt
Head Coach: Jerry Ann Winters

N23	Northeast Louisiana	78-48	W
N27	at Mississippi Valley State	72-59	W
D3	at #13/13 Texas	50-76	L
	Pizza Inn Classic (Jonesboro, Ark.)		
D6	Mississippi Valley State	70-39	W
D7	Mississippi State	53-43	W
	Lady Tiger Classic (Memphis, Tenn.)		
D13	vs. Grambling State	89-75	W
D14	vs. Murray State	70-54	W
D17	at Murray State	80-50	W
	Shocker Shootout (Wichita, Kan.)		
D21	vs. Boise State	79-71	W
D22	at Wichita State	73-59	W
J9	Lamar*	72-70	W
J11	Texas-Pan American*	84-61	W
J16	at Central Florida*	83-66	W
J18	at Southwestern Louisiana*	62-61	W
J23	Louisiana Tech*	73-55	W
J26	at #14/16 Western Kentucky*	76-93	L
J30	South Alabama*	106-64	W
F1	New Orleans*	72-70	W
F3	Central Florida*	89-65	W
F9	at Lamar*	65-84	L
F11	at Texas-Pan American*	80-67	W
F20	Southwestern Louisiana*	71-39	W
F22	at Louisiana Tech*	58-71	L
F27	#16/16 Western Kentucky*	63-53	W
F29	at South Alabama*	69-65	W
M5	at New Orleans*	62-72	L
	Sun Belt Conference Tournament (Bowling Green, Ky.)		
M12	vs. New Orleans	74-55	W
M13	vs. Lamar	76-63	W
M14	at #16/19 Western Kentucky	62-65	L
	National Women's Invitation Tournament (Amarillo, Texas)		
M26	vs. UAB	83-79	W
M27	vs. Hawaii	73-83	L
M28	vs. Nebraska	81-70	W

STAT LEADERS

Points	PPG
Nicole Wilkett	21.3

Rebounds	RPG
Sonja Tate	7.7

1992-93 | 25-8 / 10-4 Sun Belt
Head Coach: Jerry Ann Winters

	Wahine Classic (Honolulu, Hawaii)		
D4	vs. #8/8 Stephen F. Austin	58-78	L
D5	vs. Oklahoma State	60-61	L
D6	vs. Portland	82-56	W
D9	#9/8 Ole Miss	62-61	W
D12	at Northeast Louisiana	82-79	W
D15	Mississippi Valley State	80-62	W
	Pizza Inn Classic (Jonesboro, Ark.)		
D19	Southern	85-59	W
D20	Oklahoma	76-63	W
D30	UAB	80-52	W
J5	at South Alabama*	62-42	W
J7	Southwestern Louisiana*	68-51	W
J9	Texas-Pan American*	74-44	W
J12	New Orleans*	66-54	W
J16	at Lamar*	57-49	W
J18	at Texas-Pan American*	93-43	W
J27	at Mississippi Valley State	86-59	W
J30	#12/12 Louisiana Tech*	53-54	L
F4	at New Orleans*	58-55	W
F6	Lamar*	57-40	W
F9	at UAB	74-72	W
F10	at Mississippi State	77-72	W
F13	at Southwesterm Louisiana*	102-63	W
F14	at #10/9 Louisiana Tech*	66-72	L
F18	South Alabama*	83-34	W
F21	at #19/20 Western Kentucky*	67-77	L
F25	at Alcorn State	65-64	W
M2	at #23/22 Oklahoma State	71-63	W
M6	#16/17 Western Kentucky*	63-72	L
	Sun Belt Conference Tournament (Ruston, La.)		
M11	vs. Texas-Pan American	70-53	W
M12	vs. #16/16 Western Kentucky	70-73	L
	National Women's Invitation Tournament (Amarillo, Texas)		
M25	vs. George Washington	68-60	W
M26	vs. Marquette	80-65	W
M27	vs. SMU	67-54	W

STAT LEADERS

Points	PPG
Sonja Tate	24.8

Rebounds	RPG
Sonja Tate	9.9

YEAR-BY-YEAR RESULTS

1993-94 | 22-9 / 10-4 Sun Belt
Head Coach: Jerry Ann Winters

N30	Nebraska	63-59	W
	Pizza Inn Classic (Jonesboro, Ark.)		
D3	Mississippi Valley State	74-61	W
D4	Southern	77-44	W
D9	Harding	76-61	W
D12	at Nebraska	64-86	L
D13	Central Florida	93-63	W
D15	Northeast Louisiana	74-61	W
	Seattle Times Husky Classic (Seattle, Wash.)		
D20	vs. UC-Santa Barbara	72-79	L
D21	vs. Cincinnati	56-52	W
	Fun and Sun Tournament (Miami, Fla.)		
J2	vs. UAB	59-58	W
J3	at Florida International	50-79	L
J4	vs. James Madison	71-58	W
J13	at Lamar*	70-72	L
J15	South Alabama*	81-66	W
J20	at #14/13 Louisiana Tech*	65-77	L
J22	Lamar*	72-42	W
J27	at Southwesterm Louisiana*	68-63	W
J29	at New Orleans*	63-46	W
F5	#13/12 Louisiana Tech*	45-65	L
F7	at South Alabama*	73-51	W
F9	New Orleans*	75-69	W
F13	Texas-Pan American*	100-44	W
F17	Southwestern Louisiana*	67-54	W
F20	at #23/23 Western Kentucky*	53-72	L
F26	at Texas-Pan American*	78-58	W
M6	#23/24 Western Kentucky*	91-76	W
	Sun Belt Conference Tournament (Bowling Green, Ky.)		
M10	vs. Southwestern Louisiana	78-35	W
M11	at Western Kentucky	52-61	L
	Women's National Invitational Tournament (Amarillo, Texas)		
M24	Toledo	69-68	W
M25	Tulane	72-66	W
M26	Oklahoma	65-69	L

STAT LEADERS

Points	PPG
Shyla Tucker	20.0

Rebounds	RPG
Shyla Ticker	9.3

1994-95 | 20-10 / 9-5 Sun Belt
Head Coach: Jerry Ann Winters

	Preseason WNIT		
N15	at Northern Illinois	74-70	W
N17	at #9/11 Texas Tech	51-79	L
N25	at Northeast Louisiana	72-57	W
	Pizza Inn Classic (Jonesboro, Ark.)		
D2	Coppin State	76-47	W
D3	Mississippi Valley State	73-69	W
D6	at #19/21 Ole Miss	60-81	L
	George Washington Invitational (Washington D.C.)		
D9	vs. Kansas State	60-55	W
D10	at #18/19 George Washington	59-67	L
D19	Southwest Missouri State	62-49	W
	Citrus Sports Travel Holiday Classic (Orlando, Fla.)		
D29	vs. South Carolina	81-72	W
D30	vs. #23/23 Texas A&M	85-80	W
D31	vs. #16/18 Ole Miss	52-62	L
J7	Texas-Pan American*	89-42	W
J14	#3/3 Louisiana Tech*	53-64	L
J18	at Texas-Pan American*	86-36	W
J21	South Alabama*	67-46	W
J26	at #8/8 Louisiana Tech*	60-89	L
J28	#6/6 Western Kentucky*	56-73	L
F2	at Southwesterm Louisiana*	65-47	W
F4	at Lamar*	58-71	L
F7	New Orleans*	90-66	W
F12	at South Alabama*	58-51	W
F15	at Mississippi Valley State	67-52	W
F18	Southwestern Louisiana*	74-56	W
F23	Lamar*	66-54	W
F26	at #11/8 Western Kentucky*	57-85	L
M2	at Southern	67-53	W
M4	at New Orleans*	72-64	W
	Sun Belt Conference Tournament (Ruston, La.)		
M8	vs. New Orleans	88-82	W
M9	at #4/5 Louisiana Tech	51-72	L

STAT LEADERS

Points	PPG
Evetta Crawford	17.3

Rebounds	RPG
Evetta Crawford	7.6

1995-96 | 17-10 / 9-5 Sun Belt
Head Coach: Jeff Mittie

N27	at Southwest Missouri State	56-71	L
N29	Mississippi State	88-68	W
D2	Missouri-St. Louis	96-52	W
D4	at Baylor	64-57	W
	Rutgers/Brother International Tournament (Piscataway, N.J.)		
D9	vs. Florida	41-69	L
D10	vs. Niagara	63-48	W
D16	at Mississippi Valley State	81-75	W
D31	at Kansas State^	58-63	L
J2	Mississippi Valley State	81-49	W
J4	Texas-Pan American*	81-44	W
J6	#1/1 Louisiana Tech*	43-78	L
J9	at Mississippi State	56-76	L
J15	Western Kentucky*	67-80	L
J18	at Lamar*	79-69	W
J20	at Texas-Pan American*	65-48	W
J23	Kansas State	73-64	W
J27	South Alabama*	76-62	W
J31	at Ole Miss	56-74	L
F3	at Western Kentucky*	80-82	L
F10	New Orleans*	96-65	W
F15	Southwestern Louisiana*	99-46	W
F17	Lamar*	84-69	W
F22	at South Alabama*	47-75	L
F24	at Southwesterm Louisiana*	75-51	W
F28	at New Orleans*	78-66	W
M2	at #1/1 Louisiana Tech*	68-98	L
	Sun Belt Conference Tournament (Jonesboro, Ark.)		
M9	New Orleans	54-72	L

^ Game later forfeited by Kansas State; actual on-court record was 16-11

STAT LEADERS

Points	PPG
Danielle Featherston	15.6

Rebounds	RPG
LaTanya Jones	7.9

1996-97 | 20-8 / 11-4 Sun Belt
Head Coach: Jeff Mittie

	UNLV Classic (Las Vegas, Nev.)		
N23	vs. Illinois	95-89	W
N24	at UNLV	78-66	W
N27	at Wichita State	65-75	L
D3	Ole Miss	72-76	L
	Stephen F. Austin/Dial Soap Classic (Nacogdoches, Texas)		
D6	vs. New Mexico State	69-54	W
D7	at #25/24 Stephen F. Austin	72-96	L
D15	at Missouri	68-55	W
D17	at Northeast Louisiana	62-58	W
D21	at Austin Peay State	79-69	W
J2	Murray State	68-60	W
J9	Lamar*	107-51	W
J11	Southwestern Louisiana*	83-41	W
J16	at Texas-Pan American*	100-59	W
J18	at Lamar*	71-66	W
J20	Lyon College	76-60	W
J23	New Orleans*	110-65	W
J25	Texas-Pan American*	79-50	W
J30	at South Alabama*	76-68	W
F1	at New Orleans*	61-69	L
F4	#4/4 Louisiana Tech*	59-80	L
F13	Western Kentucky*	63-50	W
F17	Northeast Louisiana*	91-60	W
F20	at Southwestern Louisiana*	95-44	W
F22	at #7/7 Louisiana Tech*	55-100	L
F27	at #24/- Western Kentucky*	59-74	L
M1	South Alabama*	83-67	W
	Sun Belt Conference Tournament (Bowling Green, Ky.)		
M6	vs. South Alabama	70-51	W
M7	at #22/- Western Kentucky	61-76	L

STAT LEADERS

Points	PPG
Amy Towne	14.5

Rebounds	RPG
LaTanya Jones	7.0

1997-98 | 20-10 / 11-3 Sun Belt
Head Coach: Jeff Mittie

N14	at Oklahoma State	49-79	L
N18	TCU	91-72	W
	Mississippi State Classic (Starkville, Miss.)		
N21	vs. UMKC	96-87	W
N22	at Mississippi State	76-68	W
N24	at Mississippi Valley State	76-80	L
N26	Austin Peay State	83-69	W
N29	Wichita State	73-66	W
D2	Mississippi Valley State	74-66	W
	Hawaii Tournament (Honolulu, Hawaii)		
D7	at Hawaii	75-85	L
D8	vs. San Francisco	67-57	W
D14	at Kansas	60-71	L
D19	Arkansas-Pine Bluff	110-41	W
D21	at Louisville	80-93	L
J2	at #19/19 Western Kentucky*	90-104	L
J6	at Texas-Pan American*	83-55	W
J10	#4/4 Louisiana Tech*	67-71	L
J15	Southwestern Louisiana*	80-58	W
J17	Texas-Pan American*	107-41	W
J22	#16/17 Western Kentucky*	70-66	W
J24	at Lamar*	80-55	W
J31	New Orleans*	105-79	W
F5	at South Alabama*	71-50	W
F7	at New Orleans*	86-74	W
F12	Lamar*	124-56	W
F14	at Southwestern Louisiana*	75-53	W
F16	at Ole Miss	68-85	L
F21	at #4/4 Louisiana Tech*	63-89	L
F28	South Alabama*	93-45	W
	Sun Belt Conference Tournament (Ruston, La.)		
M5	vs. South Alabama	78-59	W
M6	vs. #15/19 Western Kentucky	88-103	L

STAT LEADERS

Points	PPG
Amy Towne	16.4

Rebounds	RPG
Christina Barry	7.1

1998-99 | 18-14 / 7-5 Sun Belt
Head Coach: Jeff Mittie

	Preseason WNIT		
N14	at #22/20 Florida	65-75	L
N22	#8/14 Virginia	86-77	W
N24	at Southwest Missouri State	65-90	L
	SMU Tournament (Dallas, Texas)		
N27	vs. Texas A&M	60-77	L
N28	at SMU	69-91	L
D1	#19/16 Kansas	65-61	W
D5	Oklahoma State	68-65	W
D8	Baylor	85-88	L
D12	UNLV	101-78	W
	Malibu Classic (Malibu, Calif.)		
D20	vs. UC Irvine	71-68	W
D21	at Pepperdine	79-77	W
D29	vs. Valparaiso	70-85	L
D30	at La Salle	72-80	L
J4	at TCU	83-76	W
J14	at #5/5 Louisiana Tech*	48-94	L
J16	South Alabama*	84-46	W
J19	New Orleans*	82-71	W
J23	at Southwestern Louisiana*	83-50	W
J25	at Florida International*	58-63	L
J30	at Western Kentucky*	68-76	L
F9	at New Orleans*	74-54	W
F14	#3/3 Louisiana Tech*	63-79	L
F17	Ole Miss	70-68	W
F20	at South Alabama*	67-57	W
F23	Florida International*	64-84	L
F25	Western Kentucky*	82-64	W
F27	Southwestern Louisiana*	77-55	W
	Sun Belt Conference Tournament (Jonesboro, Ark.)		
M4	New Orleans	87-85	W
M5	#3/3 Louisiana Tech	67-114	L
	Postseason WNIT		
M11	New Hampshire	78-65	W
M14	Kansas State	83-70	W
M17	at Memphis	86-101	L

STAT LEADERS

Points	PPG
Julie Hagood	16.9

Rebounds	RPG
Tanisha Johnson	6.6

YEAR-BY-YEAR RESULTS

1999-00 | 18-12 / 8-8 Sun Belt
Head Coach: Brian Boyer

	ASU Lady Indian Invitational (Jonesboro, Ark.)		
N19	Butler	93-76	W
N20	Southeast Missouri State	74-69	W
N23	Southwest Missouri State	86-65	W
N30	Louisville	84-70	W
	Cook Children's TCU Invitational (Fort Worth, Texas)		
D3	vs. Jackson State	85-39	W
D4	at TCU	73-67	W
D15	McNeese State	86-55	W
D18	at Marquette	62-65	L
D20	at Southern Miss	65-64	W
D28	at #20/21 Kansas	72-70	W
J6	Western Kentucky*	67-62	W
J8	Arkansas-Little Rock*	82-49	W
J13	at Denver*	54-66	L
J16	at Western Kentucky*	63-90	L
J20	New Orleans*	84-86	L
J22	South Alabama*	87-52	W
J27	at Louisiana-Lafayette*	80-69	W
F5	at Arkansas-Little Rock*	95-64	W
F7	at Florida International*	63-69	L
F13	at #22/21 Virginia	55-57	L
F15	at #4/4 Louisiana Tech*	59-95	L
F17	Louisiana-Lafayette*	71-74	L
F20	#4/4 Louisiana Tech*	69-82	L
F24	at New Orleans*	76-68	W
F26	at South Alabama*	69-64	W
M2	Denver*	61-51	W
M4	Florida International*	64-70	L
	Sun Belt Conference Tournament (Bowling Green, Ky.)		
M9	vs. Denver	76-69	W
M10	vs. #4/3 Louisiana Tech	81-92	L
	Postseason WNIT		
M15	at Memphis	74-76	L

STAT LEADERS

Points	PPG
Julie Hagood	17.5

Rebounds	RPG
Tanisha Johnson	7.6

2000-01 | 13-15 / 7-9 Sun Belt
Head Coach: Brian Boyer

	Michigan State Tournament (East Lansing, Mich.)		
N17	at Michigan State	50-76	L
N18	vs. Tennessee Tech	71-61	W
N21	Kansas	51-63	L
N24	at McNeese State	79-74^{OT}	W
N28	at Butler	52-54	L
D1	Mississippi Valley State	101-35	W
D3	Southern Miss	78-60	W
D14	at Ole Miss	54-69	L
	Fun in the Sun Classic (Cancun, Mexico)		
D17	vs. #7/5 Duke	45-69	L
D19	vs. Florida Atlantic	100-75	W
D21	Arkansas-Pine Bluff	98-41	W
D31	#9/9 Louisiana Tech*	59-62	L
J4	Middle Tennessee*	63-85	L
J6	at South Alabama*	65-60	W
J8	at Florida International*	52-80	L
J13	at #8/8 Louisiana Tech*	62-82	L
J18	Arkansas-Little Rock*	77-67	W
J21	Florida International*	65-76	L
J25	Western Kentucky*	75-67	W
F1	at New Orleans*	59-56	W
F5	Louisiana-Lafayette*	72-58	W
F8	at Denver*	55-61	L
F10	at Middle Tennessee*	67-79	L
F15	New Mexico State*	65-74	L
F17	North Texas*	67-83	L
F22	at Western Kentucky*	98-96	W
F24	at Arkansas-Little Rock*	70-46	W
	Sun Belt Conference Tournament (Mobile, Ala.)		
M1	at South Alabama	50-54	L

STAT LEADERS

Points	PPG
Keeshia Evans	15.7

Rebounds	RPG
Jolie McKeirnan	8.8

2001-02 | 12-16 / 6-8 Sun Belt
Head Coach: Brian Boyer

	DePaul Moran Classic (Chicago, Ill.)		
N16	vs. Western Michigan	72-62	W
N17	at DePaul	68-86	L
	Loyola Marymount Thanksgiving Classic (Los Angeles, Calif.)		
N20	vs. Michigan State	59-70	L
N23	vs. Ball State	74-72	W
N24	at Loyola Marymount	58-60	L
N28	Jackson State	69-62	W
	East Carolina U.S. Cellular Classic (Greenville, N.C.)		
D1	vs. Georgia Tech	52-77	L
D2	at East Carolina	72-69	W
D5	Northern Iowa	64-70	L
D7	Ole Miss	86-81^{4OT}	W
D19	Marquette	60-63	L
D22	at #11/10 Louisiana Tech	54-78	L
J3	at Denver*	62-72	L
J5	at North Texas*	66-82	L
J10	Arkansas-Little Rock*	54-41	W
J12	South Alabama*	54-61	L
J17	Florida International*	58-57	W
J20	at New Orleans*	69-70	L
J24	Middle Tennessee*	68-80	L
J26	Western Kentucky*	62-77	L
F2	at Arkansas-Little Rock*	59-53	W
F4	at Texas-Pan American*	97-70	W
F7	at Middle Tennessee*	64-79	L
F9	at Western Kentucky*	55-54	W
F14	Louisiana-Lafayette*	77-55	W
F16	New Mexico State*	75-55	W
F20	at Florida International*	61-73	L
	Sun Belt Conference Tournament (New Orleans, La.)		
F28	at New Orleans*	47-51^{OT}	L

STAT LEADERS

Points	PPG
Rae Anne Smith	14.9

Rebounds	RPG
Jolie McKeirnan	9.6

2002-03 | 12-18 / 6-9 Sun Belt
Head Coach: Brian Boyer

N23	Maryland-Eastern Shore	84-64	W
N25	#15/14 Louisiana Tech	54-72	L
	Georgia Tech Tournament (Atlanta, Ga.)		
N29	vs. Miami (OH)	67-72	L
N30	vs. East Tennessee State	63-48	W
D2	at Morris Brown	111-48	W
D8	Grambling State	64-69	L
D13	at Northern Iowa	66-70	L
D18	Hampton	69-73	L
D22	Tulane	64-69	L
D28	at Santa Clara	51-82	L
D30	at Cal Poly	68-73	L
J4	Arkansas-Little Rock*	74-56	W
J6	Belmont	63-62^{OT}	W
J9	at Middle Tennessee*	63-80	L
J11	at Western Kentucky*	77-84	L
J16	Denver*	62-70	L
J18	North Texas*	92-72	W
J21	Texas-Pan American*	68-59	W
J23	Florida International*	62-72	L
J30	New Orleans*	69-63^{OT}	W
F1	at South Alabama*	34-45	L
F8	at Arkansas-Little Rock*	53-50	W
F13	Middle Tennessee*	63-71	L
F15	Western Kentucky*	73-85	L
F20	at Louisiana-Lafayette*	68-57	W
F22	at New Mexico State*	58-73	L
F27	at Florida International*	66-76	L
	Sun Belt Conference Tournament (Bowling Green, Ky.)		
M6	vs. Denver	66-59	W
M8	vs. New Mexico State	64-60	W
M10	vs. Middle Tennessee	52-65	L

STAT LEADERS

Points	PPG
Casie Lowman	12.1

Rebounds	RPG
Jolie McKeirnan	8.9

2003-04 | 19-10 / 10-4 Sun Belt
Head Coach: Brian Boyer

N22	at Belmont	79-70	W
N25	Cal Poly	89-60	W
	Long Island Turkey Day (New York, N.Y.)		
N28	vs. UAB	84-77	W
N29	at Long Island	65-64	W
D1	Murray State	84-79	W
D3	at Hampton	77-54	W
D6	Alabama A&M	77-50	W
	LSU Tournament (Baton Rouge, La.)		
D17	vs. Richmond	56-76	L
D18	vs. Kent State	63-67	L
D21	Stephen F. Austin	91-73	W
J3	East Carolina	52-62	L
J6	Florida International*	62-60	W
J8	at Tulane	56-59	L
J15	Middle Tennessee*	69-62	W
J17	Western Kentucky*	81-74	W
J22	at Denver*	63-66	L
J24	at North Texas*	60-47	W
J29	at Arkansas-Little Rock*	86-79^{OT}	W
F2	at Florida International*	57-67	L
F5	at New Orleans*	67-61	W
F9	South Alabama*	57-54	W
F12	Arkansas-Little Rock*	69-53	W
F15	Texas A&M-Corpus Christi	81-68	W
F19	at Middle Tennessee*	47-70	L
F21	at Western Kentucky*	70-60	W
F26	Louisiana-Lafayette*	57-48	W
F28	New Mexico State*	61-67	L
	Sun Belt Conference Tournament (Bowling Green, Ky.)		
M6	vs. New Mexico State	65-71^{2OT}	L
	Postseason WNIT		
M18	Rice	52-59	L

STAT LEADERS

Points	PPG
Rudy Sims	12.0

Rebounds	RPG
Adrianne Davie	8.2

2004-05 | 21-11 / 11-3 Sun Belt
Head Coach: Brian Boyer

	Subway Classic (Minneapolis, Minn.)		
N19	at #14/16 Minnesota	45-82	L
N20	vs. Valparaiso	82-61	W
N26	UTEP	87-63	W
N28	at #23/21 Louisiana Tech	50-67	L
D2	Alabama A&M	62-66	L
D5	#23/22 TCU	68-64	W
D11	Arkansas-Pine Bluff	85-43	W
	Duel in the Desert (Las Vegas. Nev.)		
D18	vs. #12/12 Texas Tech	53-87	L
D19	vs. Western Michigan	75-43	W
D21	at Stephen F. Austin	65-78	L
D29	at UTEP	61-67	L
J2	Long Island	80-46	W
J8	at Florida International*	85-74^{OT}	W
J13	at Western Kentucky*	75-83	L
J15	at Middle Tennessee*	55-56	L
J20	North Texas*	75-56	W
J22	Denver*	72-45	W
J26	at Texas A&M-Corpus Christi	87-73	W
J30	Arkansas-Little Rock*	69-43	W
F3	at South Alabama*	65-37	W
F7	New Orleans*	66-44	W
F10	at Arkansas-Little Rock*	69-62	W
F12	Florida International*	62-51	W
F17	Western Kentucky*	80-70	W
F19	Middle Tennessee*	72-69	W
F24	at New Mexico State*	71-53	W
F26	at Louisiana-Lafayette*	64-66	L
	Sun Belt Conference Tournament (Denton, Texas)		
M6	vs. South Alabama	61-53	W
M7	vs. Louisiana-Lafayette	49-61	L
	Postseason WINT		
M17	Mississippi State	78-61	W
M21	Arkansas	98-84	W
M24	at Iowa	52-66	L

STAT LEADERS

Points	PPG
Adrianne Davie	14.8

Rebounds	RPG
Adrianne Davie	10.2

YEAR-BY-YEAR RESULTS

2005-06 | 15-15 / 7-7 Sun Belt
Head Coach: Brian Boyer

N19	Missouri	70-67	W
N22	Missouri State	68-62	W
	Blue Devil Tournament (Durham, N.C.)		
N26	at #1/2 Duke	56-110	L
N27	vs. George Mason	74-66	W
N29	at #22/23 Purdue	58-95	L
	Brown Classic (Providence, R.I.)		
D3	vs. Stony Brook	74-79	L
D4	vs. Hampton	97-71	W
D10	Alabama A&M	61-38	W
	Duel in the Desert (Las Vegas, Nev.)		
D17	vs. #13/14 Notre Dame	54-77	L
D18	vs. #23/- N.C. State	59-80	L
D22	at TCU	67-91	L
D29	Louisiana Tech	64-76	L
J4	North Dakota State	67-45	W
J7	at Florida International*	50-54	L
J12	Middle Tennessee*	65-66	L
J14	Western Kentucky*	76-62	W
J19	Denver*	70-39	W
J21	North Texas*	75-47	W
J28	Arkansas-Little Rock*	54-46	W
F2	at South Alabama*	70-74	L
F4	at Troy*	76-65	W
F9	at Arkansas-Little Rock*	47-57	L
F13	Florida International*	63-67	L
F16	at Middle Tennessee*	59-95	L
F19	at Western Kentucky*	89-106	L
F23	at Louisiana-Lafayette*	70-64	W
F25	New Orleans*	86-42	W
	Sun Belt Conference Tournament (Murfreesboro, Tenn.)		
M2	vs. Troy	68-62	W
M4	vs. North Texas	78-62	W
M6	at Middle Tennessee	64-90	L

STAT LEADERS

Points	PPG
Adrianne Davie	15.4

Rebounds	RPG
Adrianne Davie	9.8

2006-07 | 20-14 / 10-8 Sun Belt
Head Coach: Brian Boyer

N10	at Charlotte	65-76	L
N13	Alabama	73-56	W
N17	at Missouri	53-74	L
N20	at Missouri State	67-54	W
N24	#10/10 Purdue	61-67	L
N26	Arkansas-Pine Bluff	87-55	W
N30	South Dakota State	67-52	W
	Cal Contra Costa Classic (Berkeley, Calif.)		
D2	vs. San Jose State	90-71	W
D3	at #16/16 California	62-81	L
D9	Oklahoma State	80-73	W
D16	at Louisiana-Lafayette*	65-58^{OT}	W
D29	South Alabama*	69-57	W
D31	New Orleans*	68-56	W
J3	at Louisiana-Monroe*	80-74	W
J6	North Texas*	57-51	W
J9	Arkansas-Little Rock*	62-43	W
J13	at Troy*	55-76	L
J15	Denver*	53-48	W
J18	at Middle Tennessee*	54-82	L
J20	at North Dakota State	64-61	W
J24	Western Kentucky*	59-64	L
J27	at Florida International*	64-67	L
J31	Florida Atlantic*	80-61	W
F7	Louisiana-Lafayette*	77-61	W
F11	at South Alabama*	73-78	L
F13	at Denver*	87-70	W
F17	Louisiana-Monroe*	54-72	L
F22	at North Texas*	66-82	L
F24	at Arkansas-Little Rock*	48-64	L
	Sun Belt Conference Tournament (Jonesboro, Ark.)		
F28	Louisiana-Monroe	69-56	W
	(Lafayette, La.)		
M3	vs. Western Kentucky	76-67	W
M5	at Louisiana-Lafayette	59-62	L
	Postseason WNIT		
M15	Murray State	59-52	W
M18	at Wisconsin	45-77	L

STAT LEADERS

Points	PPG
Adrianne Davie	20.8

Rebounds	RPG
Adrianne Davie	8.4

2007-08 | 20-12 / 13-5 Sun Belt
Head Coach: Brian Boyer

N9	at South Dakota State	67-77	L
N13	BYU	54-53	W
N18	at Alabama	49-45	W
N20	Missouri State	74-54	W
	Washington Husky Classic (Seattle, Wash.)		
N23	vs. Weber State	57-44	W
N25	at Washington	59-69	L
N29	at Oklahoma State	54-96	L
D2	at #9/9 Oklahoma	36-93	L
D13	Arkansas-Pine Bluff	73-54	W
D18	Florida Atlantic*	72-46	W
D22	at New Orleans*	68-72	L
D28	Indiana State	49-63	L
D30	Charlotte	51-58	L
J3	at Louisiana-Lafayette*	71-65	W
J6	Arkansas-Little Rock*	53-50	W
J9	North Texas*	69-55	W
J12	at Louisiana-Monroe*	59-69	L
J14	Middle Tennessee*	70-68	W
J17	at Denver*	46-57	L
J20	Troy*	66-48	W
J23	Florida International*	72-64^{OT}	W
J26	at Western Kentucky*	73-81	L
F6	at South Alabama*	70-58	W
F9	at Florida Atlantic*	76-61	W
F13	New Orleans*	73-65	W
F17	Louisiana-Lafayette*	79-60	W
F21	at Arkansas-Little Rock*	51-66	L
F23	at North Texas*	80-70	W
F28	Louisiana-Monre*	68-53	W
	Sun Belt Conference Tournament (Jonesboro, Ark.)		
M5	Florida Atlantic	68-50	W
	(Mobile, Ala.)		
M8	at South Alabama	53-52	W
M10	vs. Western Kentucky	56-70	L

STAT LEADERS

Points	PPG
Veronica Smith	9.6

Rebounds	RPG
Shay Scott	7.5

2008-09 | 16-14 / 10-8 Sun Belt
Head Coach: Brian Boyer

N14	Creighton	73-56	W
N16	Northern Arizona	71-40	W
N19	at Southern Illinois	76-79	L
N23	at Missouri State	52-61	L
N25	Kansas State	58-69	L
	UTSA Thanksgiving Classic (San Antonio, Texas)		
N28	vs. Charleston Southern	88-69	W
N29	at UT-San Antonio	73-59	W
D2	at Indiana State	76-68^{OT}	W
D7	#6/7 Oklahoma	57-87	L
D17	Florida International*	51-63	L
D20	at Arkansas-Little Rock*	47-65	L
D28	Alcorn State	71-44	W
D30	at BYU	39-49	L
J4	New Orleans*	63-61	W
J7	at Denver*	62-54	W
J10	at North Texas*	73-63	W
J14	Louisiana-Monroe*	64-54	W
J18	South Alabama*	68-69	L
J21	at Middle Tennessee*	51-91	L
J25	Florida Atlantic*	44-54	L
J29	Western Kentucky*	78-67	W
F4	at Troy*	69-74	L
F7	at Florida International*	44-55	L
F11	Arkansas-Little Rock*	56-55	W
F14	at Louisiana-Lafayette*	74-66	W
F18	at New Orleans*	41-47	L
F22	Denver*	72-65	W
F25	North Texas*	76-67	W
F28	Louisiana-Monroe*	66-63	W
	Sun Belt Conference Tournament (Jonesboro, Ark.)		
M4	North Texas	74-80	L

STAT LEADERS

Points	PPG
Ebonie Jefferson	11.8

Rebounds	RPG
Shay Scott	6.7

2009-10 | 13-18 / 7-11 Sun Belt
Head Coach: Brian Boyer

N13	at Creighton	54-77	L
N16	at Kansas State	80-79^{OT}	W
N18	Arkansas-Pine Bluff	72-58	W
	Seton Hall The Rock Classic (South Orange, N.J.)		
N20	vs. VCU	43-72	L
N21	at Seton Hall	52-76	L
N24	Louisiana Tech	59-71	L
N27	Missouri State	65-73	L
N30	at Saint Louis	70-79	L
D5	at Northern Arizona	65-62^{OT}	W
D15	UT Arlington	67-60^{OT}	W
D19	Arkansas-Little Rock*	49-75	L
D22	Southern Illinois	68-54	W
D30	at Denver*	60-65	L
J2	North Texas*	77-65	W
J6	Middle Tennessee*	65-75	L
J10	at South Alabama*	67-68	L
J16	at North Texas*	77-76	W
J20	at Florida International*	61-65	L
J23	at Florida Atlantic*	69-85	L
J27	Louisiana-Lafayette*	67-56	W
J30	Denver*	74-58	W
F3	at Arkansas-Little Rock*	48-79	L
F6	at New Orleans*	57-70	L
F8	Louisiana-Monroe*	77-56	W
F10	at Western Kentucky*	78-83^{OT}	L
F17	at Louisiana-Lafayette*	87-58	W
F20	Western Kentucky*	74-83	L
F24	New Orleans*	67-52	W
F27	Troy*	69-75	L
	Sun Belt Conference Tournament (Hot Springs, Ark.)		
M6	vs. Troy	60-54	W
M7	vs. Arkansas-Little Rock	60-73	L

STAT LEADERS

Points	PPG
Ebonie Jefferson	14.9

Rebounds	RPG
Lynda Schlup	8.0

2010-11 | 18-14 / 9-7 Sun Belt
Head Coach: Brian Boyer

	Texas A&M CC Islander Tip-Off (Corpus Christi, Texas)		
N12	at Texas A&M-Corpus Christi	69-59	W
N13	vs. #22/25 Iowa	47-50	L
N15	Arkansas-Pine Bluff	59-47	W
N19	Saint Louis	54-50	W
N22	#20/23 St. John's	48-60	L
N24	at UT Arlington	59-55^{OT}	W
	SMU Hoops for the Cure (Dallas, Texas)		
N26	at SMU	80-86^{2OT}	L
N27	vs. Georgia Southern	49-37	W
N30	Henderson State	66-47	W
D5	at Missouri State	47-58	L
D15	at Louisiana Tech	54-84	L
D19	Charlotte	44-62	L
D21	Stephen F. Austin	59-42	W
D30	South Alabama*	68-53	W
J2	Western Kentucky*	74-75^{OT}	L
J5	at Florida International*	62-61	W
J8	at Florida Atlantic*	52-56	L
J12	Louisiana-Lafayette*	80-70	W
J16	Middle Tennessee*	52-57	L
J19	at Denver*	56-65	L
J22	at North Texas*	62-59^{OT}	W
J26	Louisiana-Monroe*	45-61	L
J29	at Arkansas-Little Rock*	36-53	L
F5	Denver*	62-53	W
F10	at Louisiana-Monroe*	45-55	L
F16	at Louisiana-Lafayette*	66-44	W
F19	at Troy*	83-69^{OT}	W
F23	North Texas*	71-50	W
F26	Arkansas-Little Rock*	54-51	W
	Sun Belt Conference Tournament (Hot Springs, Ark.)		
M5	vs. Florida Atlantic	66-52	W
M6	vs. Middle Tennessee	77-62	W
M7	vs. Western Kentucky	47-55	L

STAT LEADERS

Points	PPG
NeNe Hurst	11.8

Rebounds	RPG
Shay Scott	9.1

YEAR-BY-YEAR RESULTS

2011-12 | 12-18 / 6-10 Sun Belt
Head Coach: Brian Boyer

N13	at Charlotte	48-78	L
N20	Texas A&M-Corpus Christi	84-71	W
N23	at Tulsa	48-70	L
N27	Toledo	64-56	W
N29	at Southeast Missouri State	52-64	L
	Arizona State Classic (Tempe, Ariz.)		
D2	vs. Illinois State	50-78	L
D3	vs. Eastern Washington	51-72	L
D10	Tulsa	80-70	W
D13	Louisiana Tech	59-69	L
D15	USC	58-56	W
D17	at Stephen F. Austin	69-64	W
D20	Missouri State	68-77	L
D29	Florida Atlantic*	44-57	L
D31	at Louisiana-Monroe*	57-83	L
J4	Denver*	49-58	L
J7	North Texas*	70-64^{OT}	W
J10	UT Martin	83-68	W
J14	Arkansas-Little Rock*	57-64	L
J18	at Middle Tennessee*	62-71	L
J21	Louisiana-Lafayette*	55-52	W
J25	at Denver*	61-73	L
J28	at North Texas*	54-68	L
F1	Louisiana-Monroe*	76-61	W
F8	at South Alabama*	39-68	L
F11	at Louisiana-Lafayette*	57-50	W
F15	Troy*	62-39	W
F18	Florida International*	45-52	L
F22	at Western Kentucky*	56-53	W
F25	at Arkansas-Little Rock*	43-59	L
	Sun Belt Conference Tournament (Hot Springs, Ark.)		
M3	vs. South Alabama	38-62	L

STAT LEADERS

Points	PPG
Jane Morrill	16.2

Rebounds	RPG
Jane Morrill	5.5

2012-13 | 15-15 / 12-8 Sun Belt
Head Coach: Brian Boyer

N9	at Toledo	34-56	L
N12	at UT Martin	62-72	L
N15	Wichita State	51-60	L
N19	Southeast Missouri State	51-52	L
N21	at USC	58-72	L
N29	at Florida International*	60-57	W
D1	at Florida Atlantic*	71-79	L
D8	Central Arkansas	58-51	W
D15	at Missouri State	60-83	L
D17	Austin Peay	75-44	W
D19	Nicholls State	66-58	W
D22	Louisiana-Lafayette*	77-53	W
D29	at South Alabama*	47-53	L
J2	Middle Tennessee*	70-72	L
J6	Western Kentucky*	63-58	W
J9	Florida International*	49-43	W
J12	at Louisiana-Lafayette*	48-39	W
J20	Louisiana-Monroe*	71-58	W
J24	at Troy*	87-74	W
J26	Florida Atlantic*	74-56	W
J30	South Alabama*	72-61	W
F3	North Texas*	62-64	L
F6	at Middle Tennessee*	49-93	L
F9	at Western Kentucky*	78-74	W
F13	Arkansas-Little Rock*	50-54	L
F16	at Louisiana-Monroe*	77-58	W
F23	Troy*	59-71	W
F27	at North Texas*	51-53	L
M2	at Arkansas-Little Rock*	50-58	L
	Sun Belt Conference Tournament (Hot Springs, Ark.)		
M9	vs. Florida International	50-57	L

STAT LEADERS

Points	PPG
Jane Morrill	14.3

Rebounds	RPG
Jane Morrill	5.3

2013-14 | 22-12 / 14-4 Sun Belt
Head Coach: Brian Boyer

N11	Missouri State	79-61	W
N15	at Austin Peay	79-69	W
N19	UT Martin	66-75	L
N22	Kent State	92-61	W
N25	at Louisiana Tech	91-68	W
	Cancun Challenge (Cancun, Mexico)		
N28	vs. #11/12 North Carolina	60-93	L
N29	vs. Illinois	54-70	L
N30	vs. Arizona State	66-69	L
D12	at Wichita State	47-66	L
D18	Tennessee Tech	90-75	W
D21	at Central Arkansas	73-61	W
D30	at Texas A&M	62-80	L
J2	at UT Arlington*	66-62	W
J4	at Texas State*	87-71	W
J8	Troy*	74-65	W
J11	South Alabama*	73-60	W
J14	Georgia State*	74-76	L
J18	at Western Kentucky*	67-64	W
J25	Arkansas-Little Rock*	77-46	W
J29	at Louisiana-Monroe*	80-68	W
F1	at Troy*	65-83	L
F5	Western Kentucky*	78-75^{OT}	W
F8	at Georgia State*	80-75	W
F12	at South Alabama*	71-58	W
F15	at Louisiana-Lafayette*	76-77	L
F19	UT Arlington*	73-47	W
F22	Texas State*	74-55	W
M1	at Arkansas-Little Rock*	55-64	L
M5	Louisiana-Monroe*	107-57	W
M8	Louisiana-Lafayette*	90-49	W
	Sun Belt Conference Tournament (New Orleans, La.)		
M12	vs. Louisiana-Monroe	78-69	W
M14	vs. Texas State	59-48	W
M15	vs. Western Kentucky	60-61	L
	Postseason WNIT		
M21	at UTEP	64-74	L

STAT LEADERS

Points	PPG
Aundrea Gamble	18.9

Rebounds	RPG
Jalen O'Bannon	6.6

2014-15 | 24-11 / 16-4 Sun Belt
Head Coach: Brian Boyer

	Preseason WNIT		
N14	Jackson State	90-62	W
N16	at Mississippi State	83-93	L
N22	at Colorado	69-80	L
N28	Christian Brothers	79-39	W
D1	UT Chattanooga	57-52	W
D11	at Ohio State	52-67	L
D14	at Kansas	48-62	L
D17	at Kent State	59-44	W
D19	at Missouri State	78-62	W
D22	Florida Gulf Coast	68-74	L
D30	at South Alabama*	62-50	W
J3	Appalachian State*	89-75	W
J5	at Louisiana-Monroe*	77-57	W
J8	Georgia Southern*	86-63	W
J10	at UT Arlington	80-77^{OT}	W
J15	at Appalachian State*	69-70	L
J17	Texas State*	68-48	W
J19	Georgia State*	76-65	W
J22	at Louisiana*	57-69	L
J24	at Troy*	82-76	W
J29	Arkansas-Little Rock*	70-69	W
J31	at Georgia State*	61-47	W
F5	Troy*	91-72	W
F12	at Georgia Southern*	81-73	W
F19	at Arkansas-Little Rock*	61-63	L
F21	Louisiana-Monroe*	69-61	W
F26	UT Arlington*	67-62	W
F28	at Texas State*	74-83	L
M5	South Alabama*	70-60	W
M7	Louisiana*	87-65	W
	Sun Belt Conference Tournament (New Orleans, La.)		
M11	vs. Appalachian State	67-52	W
M13	vs. Louisiana	63-61	W
M14	vs. Arkansas-Little Rock	72-78	L
	Postseason WNIT		
M18	Western Michigan	61-49	W
M22	at Middle Tennessee	60-70	L

STAT LEADERS

Points	PPG
Aundrea Gamble	19.2

Rebounds	RPG
Jasmine Hunt	6.5

2015-16 | 27-6 / 19-1 Sun Belt
Head Coach: Brian Boyer

N14	at Tennessee Tech	77-55	W
N18	at UT Martin	76-74	W
N21	Wichita State	67-40	W
N25	at UT Chattanooga	54-55	L
N28	at Florida Gulf Coast	62-48	W
D7	Florida	72-76	L
D12	Alcorn State	82-50	W
D16	Austin Peay	66-55	W
D21	at Nebraska	71-79	L
D30	Troy*	101-81	W
J2	South Alabama*	66-53	W
J7	Louisiana-Monroe*	66-43	W
J9	Louisiana*	83-56	W
J16	Appalachian State*	83-60	W
J18	Little Rock*	66-53	W
J21	UT Arlington*	78-71	W
J23	Texas State*	74-59	W
J28	Georgia State*	75-54	W
J30	Georgia Southern*	77-54	W
F4	South Alabama*	58-51	W
F6	Troy*	94-80	W
F11	at Louisiana*	74-62	W
F13	at Louisiana-Monroe*	78-64	W
F18	at Georgia Southern*	79-52	W
F20	at Georgia State*	85-64	W
F25	Texas State*	87-50	W
F27	UT Arlington*	66-44	W
M1	at Little Rock*	69-71	L
M5	at Appalachian State*	83-74	W
	Sun Belt Conference Tournament (New Orleans, La.)		
M9	vs. Appalachian State	81-61	W
M11	vs. Troy	89-96	L
	Postseason WNIT		
M17	Southern	68-45	W
M21	at UTEP	68-74	L

STAT LEADERS

Points	PPG
Aundrea Gamble	18.8

Rebounds	RPG
Khadija Brown-Haywood	9.4

2016-17 | 7-25 / 4-14 Sun Belt
Head Coach: Brian Boyer

N11	at Oklahoma State	34-76	L
N16	at Austin Peay	55-62	L
N19	at Tennessee State	66-76	L
N22	Florida	60-71	L
N27	at Iowa State	53-105	L
D2	at Wichita State	51-69	L
D6	Tulsa	83-80	W
D11	#22/22 South Florida	59-78	L
D14	at UT Martin	63-68	L
	Puerto Rico Classic (Las Vegas, Nev.)		
D19	vs. Kennesaw State	70-67	W
D20	vs. Northern Kentucky	78-83	L
D21	vs. California	55-80	L
D29	Louisiana-Monroe*	71-56	W
D31	Louisiana*	72-80	L
J5	at Appalachian State*	50-76	L
J7	at Coastal Carolina*	55-57	L
J14	at Little Rock*	59-73	L
J19	South Alabama*	56-53	W
J21	Troy*	75-83	L
J26	at Louisiana*	60-72	L
J28	at Louisiana-Monroe*	51-59	L
F2	Coastal Carolina*	60-52	W
F4	Appalachian State*	72-81^{OT}	L
F9	at Texas State*	43-63	L
F11	at UT Arlington*	58-69	L
F17	Little Rock*	35-60	L
F23	Georgia State*	59-57	W
F25	Georgia Southern*	76-84	L
M2	at Troy*	77-90	L
M4	at South Alabama*	49-71	L
	Sun Belt Conference Tournament (New Orleans, La.)		
M7	vs. Georgia Southern	61-54	W
M9	vs. Troy	72-105	L

STAT LEADERS

Points	PPG
Jada Ford	12.9

Rebounds	RPG
Lauren Bradshaw	6.9

YEAR-BY-YEAR **RESULTS**

2017-18 | 15-15 / 10-8 Sun Belt
Head Coach: Brian Boyer

N11	at Indiana	51-93	L
N14	at Florida	70-69	W
N17	at #22/22 South Florida	55-98	L
N21	UT Martin	84-73	W
N25	at Pittsburgh	47-87	L
N30	Tennessee State	68-62	W
D2	at Ole Miss	48-74	L
D5	UTEP	76-73	W
D14	Belmont	52-83	L
D16	Grambling State	76-56	W
D22	at Tulsa	58-68	L
D29	Louisiana-Monroe*	76-62	W
D31	Louisiana*	75-77	L
J4	at Georgia Southern*	71-62	W
J6	at Georgia State*	75-58	W
J11	Texas State*	55-67	L
J13	UT Arlington*	85-80	W
J20	at Little Rock*	43-53	L
J25	at Coastal Carolina*	70-63	W
J27	at Appalachian State*	66-68	L
F1	Georgia State*	76-63	W
F3	Georgia Southern*	69-48	W
F8	at Troy*	78-95	L
F10	at South Alabama*	75-60	W
F17	Little Rock*	58-64	L
F22	Appalachian State*	69-52	W
F24	Coastal Carolina*	65-73	L
M1	Louisiana*	53-60	L
M3	Louisiana-Monroe*	80-73	W
	Sun Belt Conference Tournament (New Orleans, La.)		
M6	vs. Appalachian State	68-79	L

STAT LEADERS

Points	PPG
Akasha Westbrook	13.4

Rebounds	RPG
Lauren Bradshaw	6.2

2018-19 | 12-18 / 7-11 Sun Belt
Head Coach: Brian Boyer

N9	at Oklahoma State	60-62	L
N12	Memphis	77-66	W
N17	at UT Martin	91-97^{OT}	L
N20	Louisiana Tech	70-80	L
N23	at #20 Texas A&M	56-97	L
N27	Murray State	74-63	W
D1	at UTEP	67-66	W
D9	Tulsa	73-60	W
D13	Mississippi Valley State	60-57	W
D21	at Belmont	55-74	L
D30	at Missouri	50-70	L
J3	Louisiana*	87-75	W
J5	ULM*	64-54	W
J10	at South Alabama*	77-64	W
J12	at Troy*	79-87	L
J17	UT Arlington*	73-100	L
J19	Texas State*	62-85	L
J24	at Appalachian State*	67-75	L
J26	at Coastal Carolina*	72-88	L
F2	at Little Rock*	55-68	L
F7	South Alabama*	69-58	W
F9	Troy*	89-100	L
F14	at Texas State*	54-68	L
F16	at UT Arlington*	62-67	L
F23	Little Rock*	62-58	W
F28	Georgia State*	62-64	L
M2	Georgia Southern*	86-75	W
M7	at ULM*	53-65	L
M9	at Louisiana*	75-73	W
	Sun Belt Conference Tournament (Conway, S.C.)		
M11	at Coastal Carolina	49-64	L

STAT LEADERS

Points	PPG
Peyton Martin	13.7

Rebounds	RPG
Peyton Martin	6.3

2019-20 | 11-19 / 8-10 Sun Belt
Head Coach: Matt Daniel

N6	Central Baptist	88-63	W
N9	at Tulsa	77-79	L
N13	Southeast Missouri State	67-79	L
	Maggie Dixon Classic at Chicago, Illinois		
N22	at #19/20 DePaul	64-109	L
N23	vs. N.C. A&T	50-55	L
N26	at Murray State	62-77	L
N30	at San Diego State	71-62	W
D9	Arkansas-Pine Bluff	81-60	W
D14	at Memphis	50-78	L
D18	at #7/5 Baylor	43-111	L
D29	at Louisiana Tech	54-67	L
J2	at UT Arlington*	44-71	L
J4	at Texas State*	56-53	W
J9	Georgia State*	70-68^{OT}	W
J11	Georgia Southern*	69-62	W
J16	Appalachian State*	76-58	W
J18	at Little Rock*	58-67	L
J23	at Louisiana*	43-83	L
J25	Coastal Carolina*	63-61	W
F1	at ULM*	54-53	W
F6	at Georgia State*	56-67	L
F8	at Georgia Southern*	67-80	L
F13	UT Arlington*	62-89	L
F15	Texas State*	69-83	L
F20	at South Alabama*	71-87	L
F22	at Troy*	64-79	L
F28	Little Rock*	72-54	W
M5	South Alabama*	86-80	W
M7	Troy*	81-91	L
	Sun Belt Conference Tournament (Arlington, Texas)		
M10	vs. South Alabama	71-82	L

STAT LEADERS

Points	PPG
Jireh Washington	13.0

Rebounds	RPG
Morgan Wallace	8.2

2020-21 | 9-12 / 4-10 Sun Belt
Head Coach: Matt Daniel

N25	Arkansas-Pine Bluff	68-85	L
D2	SIUE	80-73	W
D11	Williams Baptist	96-46	W
D15	Champion Christian	93-49	W
D17	Champion Christian	88-38	W
J4	Central Baptist	85-39	W
J8	Texas State*	54-53	W
J9	Texas State*	70-54	W
J15	at ULM*	64-50	W
J16	at ULM*	59-44	W
J22	Louisiana*	65-67^{OT}	L
J23	Louisiana*	58-70	L
J29	at UT Arlington*	43-62	L
J30	at UT Arlington*	71-80	L
F5	at Louisiana*	49-52	L
F6	at Louisiana*	61-73	L
F12	Little Rock*	63-70	L
F13	at Little Rock*	56-60^{OT}	L
F26	UT Arlington*	40-60	L
F27	UT Arlington*	64-75	L
	Sun Belt Conference Tournament (Pensacola, Fla.)		
M5	vs. South Alabama	64-73	L

STAT LEADERS

Points	PPG
Jada Stinson	12.6

Rebounds	RPG
Morgan Wallace	7.3

2021-22 | 9-12 / 4-10 Sun Belt
Head Coaches: Matt Daniel & Destinee Rogers

N9	Central Baptist College	83-52	W
N12	at Oklahoma	89-101	L
N15	McNeese State	96-72	W
N19	Arkansas	71-94	L
N22	at Southeast Missouri State	73-65	W
N23	Ozarks (Ark.)	94-49	W
	ORU Thanksgiving Classic (Tulsa, Okla.)		
N27	at Oral Roberts	62-81	L
N28	vs. Abilene Christian	69-81	L
D2	Northwestern State	76-80	L
D8	at Utah State	65-66	L
	Matt Daniel resigns; Destinee Rogers interim HC		
D14	Mississippi Valley State	81-47	W
D19	Hendrix	98-48	W
D22	at SIUE	74-71	W
D30	at Georgia Southern*	75-84	L
J8	ULM*	98-70	W
J13	Appalachian State*	98-92	W
J15	Coastal Carolina*	81-60	W
J20	at South Alabama*	65-73	L
J22	at Troy*	72-79	L
J27	UT Arlington*	87-90	L
J29	Texas State*	69-75	L
F5	at Louisiana*	57-68	L
F7	at ULM*	82-60	W
F12	at Little Rock*	55-64	L
F19	Little Rock*	69-73	L
F24	at Texas State*	75-84	L
F26	at UT Arlington*	82-75	W
	Sun Belt Conference Tournament (Pensacola, Fla.)		
M2	vs. Coastal Carolina	76-91	L

STAT LEADERS

Points	PPG
Jireh Washington	14.3

Rebounds	RPG
Morgan Wallace	7.9

2022-23 | 13-19 / 6-12 Sun Belt
Head Coach: Destinee Rogers

N10	at Louisiana Tech	56-59	L
N14	at UT Martin	54-73	L
N16	Hendrix	95-50	W
N19	Utah State	63-57	W
N22	RV/#22 Oklahoma	70-95	L
N26	Kansas City	79-68^{OT}	W
N29	at McNeese State	102-83	W
D8	at North Alabama	68-82	L
D11	at #21/22 Arkansas	63-77	L
D15	Grambling State	79-66	W
D18	at Little Rock	44-60	L
D29	at ULM*	66-81	L
D31	at Georgia Southern*	86-99	L
J5	Troy*	67-83	L
J7	Appalachian State*	58-59	L
J12	at Southern Miss*	36-61	L
J14	at Texas State*	55-89	L
J19	at South Alabama*	63-47	W
J21	at Louisiana*	48-49^{OT}	L
J26	Southern Miss*	59-68	L
J28	Marshall*	59-71	L
F2	at Coastal Carolina*	69-65	W
F4	Old Dominion*	75-87	L
F9	at Troy*	98-92	W
F11	at James Madison*	57-70	L
F16	South Alabama*	78-58	W
F18	Louisiana*	69-59	W
F22	ULM*	98-73	W
F24	Texas State*	79-86	L
	Sun Belt Conference Tournament (Pensacola, Fla.)		
F28	vs ULM	76-65	W
M1	vs Georgia Southern	81-76^{OT}	W
M3	vs Southern Miss	72-79	L

STAT LEADERS

Points	PPG
Izzy Higginbottom	16.0

Rebounds	RPG
Anna Griffin	7.7

ALL-TIME
RESULTS VERSUS OPPONENTS

Abilene Christian	1-3
Alabama	2-3
Alabama A&M	2-1
Alcorn State	6-1
APPALACHIAN STATE	**8-8**
Arizona State	0-1
ARKANSAS	**3-7**
Arkansas Baptist	1-0
Arkansas Brokerage	1-0
Arkansas-Monticello	8-11
ARKANSAS-PINE BLUFF	**22-6**
Arkansas State-Beebe	1-2
Arkansas Tech	8-11
Austin Peay	8-2
Ball State	1-0
Baylor	1-3
Belmont	2-2
Boise State	1-0
Boston	1-0
BYU	1-1
Butler	3-1
California	0-2
Cal Poly	1-1
Central Arkansas	12-6
Central Baptist College	3-0
Champion Christian	2-0
Charleston Southern	1-0
Charlotte	0-4
Chattanooga	1-1
Christian Brothers	1-0
Cincinnati	1-0
COASTAL CAROLINA	**5-5**
College of the Ozarks	1-0
Colorado	0-1
Coppin State	1-0
Creighton	1-1
Cumberland	0-1
Delta State	0-2
Denver	11-10
DePaul	0-2
Dillard (La.)	1-0
Duke	0-2
East Carolina	1-1
East Tennessee State	1-0
Eastern Washington	0-1
Evansville	1-1
Florida	1-4
Florida Atlantic	7-5
Florida Gulf Coast	1-1
Florida International	8-19
George Mason	1-0
George Washington	1-1
Georgia Southern	10-4
GEORGIA STATE	**9-3**
Georgia Tech	0-1
Grambling State	3-1
Hampton	2-1
Harding	1-0
Hawaii	0-2
Henderson State	16-4
HENDRIX	**2-0**
Illinois	1-1
Illinois State	0-1
Indiana	0-1
Indiana State	2-1
Iowa	0-2
Iowa State	0-1
Jackson State	3-0
JAMES MADISON	**1-1**
Kansas	2-4
KANSAS CITY (UMKC)	**6-4**
Kansas State	4-2
Kennesaw State	1-0
Kent State	2-1
Kentucky State	0-2
Lamar	19-15
La Salle	0-2
LITTLE ROCK	**48-29**
Long Island	2-0
Louisiana College	0-1
LOUISIANA	**53-25**
LOUISIANA TECH	**3-40**
Louisville	1-1
Loyola Marymount	0-1
Lyon College	18-3
Maine	0-1
Marquette	1-2
MARSHALL	**0-2**
Maryland Eastern Shore	1-0
McNeese State	7-6
Memphis	2-10
Miami (OH)	0-1
Michigan State	0-2
Middle Tennessee	5-20
Mississippi College	4-2
Mississippi County All-Stars	3-1
Mississippi State	5-3
Mississippi Valley State	18-3
Missouri	2-3
Missouri-St. Louis	3-0
Missouri Southern	0-1
Missouri State	9-10
Minnesota	0-2
Morris Brown	1-0
Murray State	10-9
Nebraska	2-2
Nebraska Wesleyan	1-0
New Hampshire	2-0
New Mexico State	5-5
New Orleans	27-14
Niagara	1-0
Nicholls State	2-0
NORTH ALABAMA	**0-1**
Northern Arizona	2-0
NORTHERN ILLINOIS	**1-0**
Northern Iowa	1-2
North Carolina	0-1
North Carolina A&T	0-1
North Carolina State	0-1
North Dakota State	2-0
North Texas	19-12
Northern Kentucky	0-1
Northwestern Oklahoma State	0-3
Northwestern State	0-1
Notre Dame	0-1
Ohio State	0-1
Oklahoma	1-6
Oklahoma State	2-6
OLD DOMINION	**0-1**
Ole Miss	3-8
Oral Roberts	0-1
Ouachita Baptist	12-3
Ozarks (Ark.)	1-0
Pepperdine	1-0
Philander Smith	4-0
Pittsburgh	0-1
Portland	1-0
Purdue	0-2
Rice	0-1
Richmond	0-1
Saint Louis	8-1
San Diego State	1-0
San Francisco	1-1
San Jose State	1-0
Santa Clara	0-1
Seton Hall	0-1
SMU	2-2
SOUTH ALABAMA	**41-16**
South Carolina	1-0
SOUTH DAKOTA STATE	**1-1**
South Florida	0-2
Southeast Missouri State	5-6
Southeastern Oklahoma State	0-1
Southern	4-0
Southern Arkansas	7-9
Southern Illinois	1-1
SIU Edwardsville	3-0
SOUTHERN MISS	**2-5**
Southwest Baptist	1-0
St. John's	0-1
Stephen F. Austin	3-3
Stony Brook	0-1
TCU	4-1
Tennessee State	2-2
Tennessee Tech	3-1
Texas	0-1
Texas A&M	1-3
Texas A&M-Corpus Christi	4-0
TEXAS STATE	**10-9**
Texas Tech	0-2
Toledo	2-1
TROY	**15-14**
Tulane	1-2
Tulsa	6-3
UAB	5-0
UCF	5-0
UC Irvine	1-0
UC Santa Barbara	0-1
ULM	**35-17**
Union (Tenn.)	0-2
UNLV	2-1
U.S. International	1-0
USC	1-1
UT Arlington	17-15
Utah State	1-1
UTEP	7-3
UT MARTIN	**6-9**
UT Rio Grande Valley^	25-0
UTSA	1-0
Valparaiso	1-1
Virginia	1-1
VCU	0-1
Washington	0-1
Weber State	1-0
Western Kentucky	20-31
Western Michigan	3-0
Wichita State	3-4
Williams Baptist	1-0
Wisconsin	0-1

****BOLD indicates 2021-22 opponent**

^ - UTRGV is formerly Texas-Pan American

SERIES RECORDS BELOW REFLECT YEARS AVAILABLE (SINCE 1974-75)

Home | Away | Neutral records reflect years available

SBC Opponent

ABILENE CHRISTIAN			1-3
H: 0-0 | A: 0-0 | N: 1-3			
	1977-78	71-87	nL
	1978-79	81-76	nW
	1980-81	57-84	nL
N28	2021	69-81	nL

ALABAMA			2-3
H: 1-1 | A: 1-1 | N: 0-1			
D19	1985	67-87	hL
J15	1988	64-83	aL
D8	1989	66-84	nL
N13	2006	73-56	hW
N18	2007	49-45	aW

ALABAMA A&M			2-1
H: 2-1 | A: 0-0 | N: 0-0			
D6	2003	77-50	hW
D2	2004	62-66	hL
D10	2005	61-38	hW

ALCORN STATE			6-1
H: 4-0 | A: 1-1 | N: 1-0			
	1988-89	80-67	hW
	1989-90	78-90	aL
	1990-91	80-70	nW
	1990-91	104-79	hW
F25	1993	65-64	aW
D28	2008	71-44	hW
D12	2015	82-50	hW

APPALACHIAN STATE			8-8
H: 5-2 | A: 1-4 | N: 2-2			
D1	1986	71-86	nL
J3	2015	89-75	hW
J10	2015	69-70	aL
M11	2015	67-52	nW
J16	2016	83-60	hW
M5	2016	83-74	aW
M9	2016	81-61	nW
J5	2017	76-50	aL
F4	2017	81-72^{OT}	hL
J27	2018	68-66	aL
F22	2018	69-52	hW
M6	2018	79-68	nL
J24	2019	75-67	aL
J16	2020	76-58	hW
J13	2022	98-92	hW
J7	2023	58-59	hL

ARIZONA STATE			0-1
H: 0-0 | A: 0-0 | N: 0-1			
N30	2013	69-66	nL

ARKANSAS			3-7
H: 3-3 | A: 0-3 | N: 0-1			
D10	1977	67-59	hW
F28	1978	70-67	aL
J25	1979	55-47	hW
F28	1979	52-37	hL
M3	1980	62-55	nL
D13	1980	57-50	aL
J3	1983	80-47	hL
M21	2005	98-84	hW
N19	2021	94-71	hL
D11	2022	63-77	aL

ARKANSAS BAPTIST			1-0
H: 1-0 | A: 0-0 | N: 0-0			
	1978-79	77-31	hW

ARKANSAS-BROKERAGE			1-0
H: 1-0 | A: 0-0 | N: 0-0			
	1975-76	56-49	hW

ARKANSAS-MONTICELLO			8-11
H: 6-3 | A: 2-6 | N: 1-2			
	1975-76	74-65	aL
	1975-76	64-53	hW
	1975-76	76-68	aW
	1976-77	84-57	aL
	1976-77	75-61	hL
	1976-77	68-62	nL
	1977-78	78-69	hW
	1977-78	64-49	aL
	1978-79	55-39	aL
	1978-79	53-52	hW
	1978-79	62-60	hW
	1978-79	62-59	nW
	1979-80	55-53	hW
	1979-80	65-44	aL
	1980-81	68-67	aW
	1980-81	64-58	hL
	1980-81	57-55	nL
	1981-82	53-51	aL
	1981-82	68-67	hL

ARKANSAS-PINE BLUFF			22-6
H: 16-2 | A: 4-3 | N: 2-1			
	1975-76	65-19	hW
	1975-76	48-43	aW
	1976-77	70-59	hW
	1976-77	70-62	aL
	1976-77	67-66^{OT}	nW
	1977-78	53-48	aL
	1977-78	63-62	hL
	1978-79	78-60	hW
	1978-79	72-57	aL
	1978-79	59-45	hW
	1979-80	75-74	aW
	1979-80	65-57	nW
	1979-80	66-59	hW
	1979-80	78-77	nL
	1980-81	68-52	hW
	1980-81	58-52	aW
	1981-82	66-49	hW
	1981-82	67-60	aW
	1984-85	86-69	hW
D19	1997	110-41	hW
D21	2000	98-41	hW
D11	2004	85-43	hW
N26	2006	87-55	hW
D13	2007	73-54	hW
N18	2009	72-58	hW
N15	2010	59-47	hW
D9	2019	81-60	hW
N27	2020	85-68	hL

ARKANSAS STATE-BEEBE			1-2
H: 0-1 | A: 1-1 | N: 0-0			
	1974-75	80-76	hL
	1974-75	79-54	aL
	1975-76	80-74	aW

ARKANSAS TECH			8-11
H: 4-4 | A: 4-5 | N: 0-2			
	1974-75	60-46	aL
	1974-75	69-56	nL
	1975-76	47-46	aL
	1975-76	80-68	hW
	1976-77	52-33	hW
	1976-77	57-50	aW
	1977-78	66-60	aW
	1977-78	77-54	hW
	1978-79	54-49	hL
	1978-79	67-59	aL
	1978-79	59-56	nL
	1979-80	57-56	hL
	1979-80	59-53	aL
	1980-81	74-67	aW
	1980-81	50-48	hL
	1981-82	66-62	hL
	1981-82	74-72	aL
	1982-83	68-60	hW
	1983-84	82-79^{OT}	aW

AUSTIN PEAY			8-2
H: 5-0 | A: 3-2 | N: 0-0			
D10	1983	67-50	aL
D1	1984	68-63	hW
N28	1989	95-52	hW
J29	1990	70-63	aW
D21	1996	79-69	aW
N26	1997	83-69	hW
D17	2012	75-44	hW
N15	2013	79-69	aW
D16	2015	66-55	hW
N16	2016	62-55	aL

BALL STATE			1-0
H: 0-0 | A: 0-0 | N: 1-0			
N23	2001	74-72	nW

BAYLOR			1-3
H: 0-1 | A: 1-2 | N: 0-0			
J8	1988	59-52	aL
D4	1995	64-57	aW
D8	1998	88-85	hL
D18	2019	111-43	aL

BELMONT			2-2
H: 1-1 | A: 1-1 | N: 0-0			
J6	2003	63-62^{OT}	hW
N22	2003	79-70	aW
D14	2017	83-52	hL
D21	2018	74-55	aL

BOISE STATE			1-0
H: 0-0 | A: 0-0 | N: 1-0			
D21	1991	79-71	nW

BOSTON UNIVERSITY			1-0
H: 0-0 | A: 1-0 | N: 0-0			
F25	1991	77-74	aW

BYU			1-1
H: 1-0 | A: 0-1 | N: 0-0			
N13	2007	54-53	hW
D30	2008	49-39	aL

BUTLER			3-1
H: 1-0 | A: 1-1 | N: 1-0			
	1985-86	74-46	nW
	1986-87	74-63	aW
N19	1999	93-76	hW
N28	2000	54-52	aL

CALIFORNIA			0-2
H: 0-0 | A: 0-1 | N: 0-1			
D3	2006	81-62	aL
D21	2016	80-55	nL

CAL POLY			1-1
H: 1-0 | A: 0-1 | N: 0-0			
D30	2002	73-68	aL
N25	2003	89-60	hW

CENTRAL ARKANSAS			12-6
H: 7-2 | A: 5-3 | N: 0-1			
Also known as Arkansas State Normal School; Arkansas State Teachers College; State College of Arkansas			
	1976-77	66-54	aL
	1976-77	74-50	hL
N29	1977	73-53	hW
J20	1978	81-74	aW
	1978-79	83-76^{OT}	aW
	1978-79	68-44	hW
F22	1979	64-45	hW
	1979-80	66-59	aW
F1	1980	70-42	hW
N18	1980	54-51	hW
	1980-81	59-51	aW
N20	1981	69-61	hW
J29	1982	78-61	aL
F25	1982	77-71	nL
N20	1982	64-51	hL
D3	1983	101-63	aL
D8	2012	58-51	hW
D21	2013	73-61	aW

CENTRAL BAPTIST			3-0
H: 3-0 | A: 0-0 | N: 0-0			
N6	2019	88-63	hW
J4	2021	85-39	hW
N9	2021	83-52	hW

ALL-TIME
SERIES VERSUS OPPONENTS

CHAMPION CHRISTIAN			2-0
H: 2-0 | A: 0-0 | N: 0-0			
D15	2020	93-49	hW
D17	2020	88-38	hW

CHARLESTON SOUTHERN			1-0
H: 0-0 | A: 0-0 | N: 1-0			
N28	2008	88-69	nW

CHARLOTTE			0-4
H: 0-2 | A: 0-2 | N: 0-0			
N10	2006	76-65	aL
D30	2007	58-51	hL
D19	2010	62-44	hL
N13	2011	78-48	aL

CHATTANOOGA			1-1
H: 1-0 | A: 0-1 | N: 0-0			
D1	2014	57-52	hW
N25	2015	55-54	aL

CHRISTIAN BROTHERS			1-0
H: 1-0 | A: 0-0 | N: 0-0			
N28	2014	79-39	hW

CINCINNATI			1-0
H: 0-0 | A: 0-0 | N: 1-0			
D21	1993	56-52	nW

COASTAL CAROLINA			5-5
H: 3-1 | A: 2-3 | N: 0-1			
J7	2017	57-55	aL
F2	2017	60-52	hW
J25	2018	70-63	aW
F24	2018	73-65	hL
J26	2019	88-72	aL
M11	2019	63-49	aL
J25	2020	63-61	hW
J15	2022	81-60	hW
M2	2022	91-76	nL
F2	2023	69-65	aW

COLLEGE OF THE OZARKS			1-0
H: 0-0 | A: 1-0 | N: 0-0			
	1986-87	77-54	aW

COLORADO			0-1
H: 0-0 | A: 0-1 | N: 0-0			
N22	2014	80-69	aL

COPPIN STATE			1-0
H: 1-0 | A: 0-0 | N: 0-0			
D2	1994	76-47	hW

CREIGHTON			1-1
H: 1-0 | A: 0-1 | N: 0-0			
N14	2008	73-56	hW
N13	2009	77-54	aL

CUMBERLAND			0-1
H: 0-0 | A: 0-0 | N: 0-1			
	1986-87	91-79	nL

DELTA STATE			0-2
H: 0-1 | A: 0-1 | N: 0-0			
J5	1985	108-71	aL
D3	1985	88-73	hL

DENVER			11-10
H: 7-2 | A: 2-8 | N: 2-0			
J13	2000	66-54	aL
M2	2000	61-51	hW
M9	2000	76-59	nW
F8	2001	61-55	aL
J3	2002	72-62	aL
J16	2003	70-62	hL
M6	2003	66-59	nW
J22	2004	66-63	aL
J22	2005	72-45	hW
J19	2006	70-39	hW
J15	2007	53-48	hW
F13	2007	87-70	aW
J17	2008	57-46	aL
J7	2009	62-54	aW
F22	2009	72-65	hW
D30	2009	65-60	aL
J30	2010	74-58	hW
J19	2011	65-56	aL
F5	2011	62-53	hW
J4	2012	58-49	hL
J25	2012	73-61	aL

DEPAUL			0-2
H: 0-0 | A: 0-2 | N: 0-0			
N17	2001	86-68	aL
N22	2019	109-64	aL

DILLARD (LA.)			1-0
H: 0-0 | A: 0-0 | N: 1-0			
	1977-78	84-73	nW

DUKE			0-2
H: 0-0 | A: 0-1 | N: 0-1			
D17	2000	69-45	nL
N26	2005	110-56	aL

EAST CAROLINA			1-1
H: 0-1 | A: 1-0 | N: 0-0			
D2	2001	72-69	aW
J3	2004	62-52	hL

EAST TENNESSEE STATE			1-0
H: 0-0 | A: 0-0 | N: 1-0			
N30	2002	63-48	nW

EASTERN WASHINGTON			0-1
H: 0-0 | A: 0-0 | N: 0-1			
D3	2011	72-51	nL

EVANSVILLE			1-1
H: 1-0 | A: 0-1 | N: 0-0			
D10	1986	70-59	aL
J29	1987	84-77	hW

FLORIDA			1-4
H: 0-2 | A: 1-1 | N: 0-1			
D9	1995	69-41	nL
N14	1998	75-65	aL
D7	2015	76-72	hL
N22	2016	71-60	hL
N14	2017	70-69	aW

FLORIDA ATLANTIC			7-5
H: 4-2 | A: 1-3 | N: 2-0			
D19	2000	100-75	nW
J31	2007	80-61	hW
D18	2007	72-46	hW
F9	2008	76-61	aW
M5	2008	68-50	hW
J25	2009	54-44	hL
J23	2010	85-69	aL
J8	2011	56-52	aL
M5	2011	66-52	nW
D29	2011	57-44	hL
D1	2012	79-71	aL
J26	2013	74-56	hW

FLORIDA GULF COAST			1-1
H: 0-1 | A: 1-0 | N: 0-0			
D22	2014	74-68	hL
N28	2015	62-48	aW

FLORIDA INTERNATIONAL			8-19
H: 5-7 | A: 3-11 | N: 0-1			
J3	1994	79-50	aL
J25	1999	63-58	aL
F23	1999	84-64	hL
F7	2000	69-63	aL
M4	2000	70-64	hL
J8	2001	80-52	aL
J21	2001	76-65	hL
J17	2002	58-57	hW
F20	2002	73-61	aL
J23	2003	77-62	hL
F27	2003	76-66	aL
J6	2004	62-60	hW
F2	2004	67-57	aL
J8	2005	85-74^{OT}	aW
F12	2005	62-51	hW
J7	2006	54-50	aL
F13	2006	67-63	hL
J27	2007	67-64	aL
J23	2008	72-64^{OT}	hW
D17	2008	63-51	hL
F7	2009	55-44	aL
J20	2010	65-61	aL
J5	2011	62-61	aW
F18	2012	52-45	hL
N29	2012	60-57	aW
J9	2013	49-43	hW
M9	2013	57-50	nL

GEORGE MASON			1-0
H: 0-0 | A: 0-0 | N: 1-0			
N27	2005	74-66	nW

GEORGE WASHINGTON			1-1
H: 0-0 | A: 0-1 | N: 1-0			
M25	1993	68-60	nW
D10	1994	67-59	aL

GEORGIA SOUTHERN			10-4
H: 4-1 | A: 3-3 | N: 3-0			
N27	2010	49-37	nW
F5	2015	81-73	aW
J30	2016	77-54	hW
F18	2016	79-52	aW
F25	2017	84-76	hL
M7	2017	61-54	nW
J4	2018	71-62	aW
F3	2018	69-48	hW
M2	2019	86-75	hW
J11	2020	69-62	hW
F8	2020	80-67	aL
D30	2021	84-75	aL
D31	2022	86-99	aL
M1	2023	81-76^{OT}	nW

GEORGIA STATE			9-3
H: 5-2 | A: 4-1 | N: 0-0			
J14	2014	76-74	hL
F8	2014	80-75	aW
J17	2015	76-65	hW
J29	2015	61-47	aW
J28	2016	75-54	hW
F20	2016	85-64	aW
F23	2017	59-57	hW
J6	2018	75-58	aW
F1	2018	76-63	hW
F28	2019	64-62	hL
J9	2020	70-68^{OT}	hW
F6	2020	67-56	aL

GEORGIA TECH			0-1
H: 0-0 | A: 0-0 | N: 0-1			
D1	2001	77-52	nL

GRAMBLING STATE			3-1
H: 2-1 | A: 0-0 | N: 1-0			
D13	1991	89-75	nW
D8	2002	69-64	hL
D16	2017	76-56	hW
D15	2022	79-66	hW

HAMPTON			2-1
H: 0-1 | A: 1-0 | N: 1-0			
D18	2002	73-69	hL
D3	2003	77-54	aW
D4	2005	97-71	nW

HARDING			1-0
H: 1-0 | A: 0-0 | N: 0-0			
D9	1993	76-61	hW

HAWAII			0-2
H: 0-0 | A: 0-1 | N: 0-1			
M27	1992	83-73	nL
D7	1997	85-75	aL

HENDERSON STATE 16-4
H: 9-0 | A: 5-4 | N: 2-0

	1974-75	81-49	aL
	1975-76	67-65	hW
	1975-76	62-52	aL
	1975-76	75-59	nW
	1976-77	52-33	hW
	1976-77	72-66	aW
	1977-78	67-57	hW
	1977-78	72-68	aW
	1978-79	66-52	aW
	1978-79	63-56	hW
	1979-80	59-34	aL
	1979-80	69-60	hW
	1980-81	59-48	hW
	1980-81	61-59	aW
	1981-82	74-69	aL
	1981-82	66-56	hW
	1981-82	91-66	nW
	1985-86	56-50	aW
	1988-89	86-54	hW
N30	2010	66-47	hW

HENDRIX 2-0
H: 2-0 | A: 0-0 | N: 0-0

D19	2021	98-48	hW
N16	2022	95-50	hW

ILLINOIS 1-1
H: 0-0 | A: 0-0 | N: 1-1

N23	1996	95-89	nW
N28	2013	70-54	nL

ILLINOIS STATE 0-1
H: 0-0 | A: 0-0 | N: 0-1

D2	2011	78-50	nL

INDIANA 0-1
H: 0-0 | A: 0-1 | N: 0-0

N11	2017	93-51	aL

INDIANA STATE 2-1
H: 1-1 | A: 1-0 | N: 0-0

N30	1987	70-63	hW
D28	2007	63-49	hL
D2	2008	76-68(OT	aW

IOWA 0-2
H: 0-0 | A: 0-1 | N: 0-1

M24	2005	66-52	aL
N13	2010	50-47	nL

IOWA STATE 0-1
H: 0-0 | A: 0-1 | N: 0-0

N27	2016	105-53	aL

JACKSON STATE 3-0
H: 2-0 | A: 0-0 | N: 1-0

D3	1999	85-39	nW
N28	2001	69-62	hW
N14	2014	90-62	hW

JAMES MADISON 1-1
H: 0-0 | A: 0-1 | N: 1-0

J4	1994	71-58	nW
F11	2023	57-70	aL

KANSAS 2-4
H: 1-1 | A: 1-2 | N: 0-1

D8	1984	99-70	nL
D14	1997	71-60	aL
D1	1998	65-61	hW
D28	1999	72-70	aW
N21	2000	63-51	hL
D14	2014	62-48	aL

KANSAS CITY (UMKC) 6-4
H: 4-1 | A: 1-3 | N: 1-0

D7	1984	70-61	aL
F8	1988	110-68	hW
J14	1989	48-45	aL
M6	1989	54-43	hL
J11	1990	51-49	aL
F27	1990	59-48	hW
D17	1990	64-49	aW
J22	1991	48-46	hW
N21	1997	96-87	nW
N26	2022	79-68^{OT}	hW

KANSAS STATE 4-2
H: 2-0 | A: 1-2 | N: 1-0

D9	1994	60-55	nW
D31	1995	63-58^	aL
J23	1996	73-64	hW
M14	1999	83-70	hW
N25	2008	69-58	aL
N16	2009	80-79^{OT}	aW

^ - Game later forfeited by Kansas State

KENNESAW STATE 1-0
H: 0-0 | A: 0-0 | N: 1-0

D19	2016	70-67	nW

KENT STATE 2-1
H: 1-0 | A: 1-0 | N: 0-1

D18	2003	67-63	nL
N22	2013	92-61	hW
D17	2014	59-44	aW

KENTUCKY STATE 0-2
H: 0-0 | A: 0-0 | N: 0-2

	1979-80	75-50	nL
	1980-81	67-49	nL

LAMAR 19-15
H: 14-2 | A: 4-11 | N: 1-2

J14	1983	70-67	hW
M10	1983	76-74	nL
F4	1984	75-72	hW
M1	1984	64-61	aL
F5	1985	96-95	aL
F28	1985	75-74	hW
J25	1986	73-66	hW
F20	1986	70-66	aL
J24	1987	78-71	aL
F19	1987	84-54	hW
J28	1988	76-68	aL
F18	1988	85-78	hW
M10	1988	67-65	nL
J28	1989	81-60	aL
F18	1989	66-63	hW
J18	1990	72-57	hL
F8	1990	90-69	aL
J26	1991	89-79	aL
F23	1991	88-77	hL
J9	1992	72-70	hW
F9	1992	84-65	aL
M13	1992	76-63	nW
J16	1993	57-49	aW
F6	1993	57-40	hW
J13	1994	72-70	aL
J22	1994	72-42	hW
F4	1995	71-58	aL
F23	1995	66-54	hW
J18	1996	79-69	aW
F17	1996	84-69	hW
J9	1997	107-51	hW
J18	1997	71-66	aW
J24	1998	80-55	aW
F12	1998	124-56	hW

LASALLE 0-2
H: 0-0 | A: 0-1 | N: 0-1

D5	1986	90-71	nL
D30	1998	80-72	aL

LITTLE ROCK 48-29
H: 30-7 | A: 18-20 | N: 0-2

Also known as Arkansas-Little Rock

	1975-76	77-32	hW
	1975-76	90-39	aW
	1975-76	62-36	hW
	1976-77	63-49	hW
	1976-77	69-44	aW
	1977-78	82-59	aW
	1977-78	80-63	hW
N10	1978	63-61	aW
J19	1979	41-40	hW
D13	1979	57-53	aW
F12	1980	58-43	hW
D2	1980	55-46	hW
F10	1981	75-68	aW
D4	1981	73-63	aW
F9	1982	73-63	hW
N16	1982	77-68	hW
J25	1983	80-63	aW
D7	1983	79-57	hW
F11	1984	55-53	aL
J15	1985	85-82	aW
F9	1985	78-67	hW
D10	1985	72-63	aW
J23	1986	81-67	hW
D16	1986	95-81	hW
F2	1987	77-58	aW
J4	1988	73-58	aW
M1	1988	53-52	hL
M7	1988	80-65	hW
J8	2000	82-49	hW
F5	2000	95-64	aW
J18	2001	77-67	hW
F24	2001	70-46	aW
J10	2002	54-41	hW
F2	2002	59-53	aW
J4	2003	74-56	hW
D8	2003	53-50	aW
J29	2004	86-79^{OT}	aW
F12	2004	69-53	hW
J30	2005	69-43	hW
F10	2005	69-62	aW
J28	2006	54-56	hW
F9	2006	57-47	aL
J9	2007	62-43	hW
F24	2007	64-48	aL
J6	2008	53-50	hW
F21	2008	66-51	aL
D20	2008	65-47	aL
F11	2009	56-55	hW
D19	2009	75-49	hL
F3	2010	79-48	aL
M7	2010	73-60	nL
J29	2011	53-36	aL
F26	2011	54-51	hW
J14	2012	64-57	hL
F25	2012	59-43	aL
F13	2013	54-50	hL
M2	2013	58-50	aL
J25	2014	77-46	hW
M1	2014	64-55	aL
J24	2015	70-69	hW
F12	2015	63-61	aL
M14	2015	78-72	nL
J18	2016	66-53	hW
M1	2016	71-69	aL
J14	2017	73-59	aL
F17	2017	60-35	hL
J20	2018	53-43	aL
F17	2018	64-58	hL
F2	2019	68-55	aL
F23	2019	62-58	hW
J18	2020	67-58	aL
F28	2020	72-54	hW
F12	2021	70-63	hL
F13	2021	60-56^{OT}	aL
F12	2022	64-55	aL
F19	2022	73-69	aL
D18	2022	44-60	aL

LONG ISLAND 2-0
H: 1-0 | A: 1-0 | N: 0-0

N29	2003	65-64	aW
J2	2005	80-46	hW

LOUISIANA CHRISTIAN 0-1
H: 0-0 | A: 0-0 | N: 0-1

Previously known as Louisiana College

	1979-80	70-56	nL

ALL-TIME SERIES VERSUS OPPONENTS

LOUISIANA 53-25

H: 27-9 | A: 24-15 | N: 2-1

Previously known as Southwestern Louisiana; UL-Lafayette

J24	1983	85-66	hL
J23	1984	68-66	hL
F18	1984	63-52	aL
J21	1985	73-56	aL
F16	1985	84-76	hW
J13	1986	68-54	hL
F8	1986	61-59	aW
J12	1987	85-80	aW
F7	1987	75-71	hW
J23	1988	71-70	hL
F13	1988	70-64	aL
F2	1989	70-57	hW
F23	1989	80-62	aW
F3	1990	76-69^{OT}	aL
F24	1990	95-51	hW
J12	1991	73-49	hW
F9	1991	78-52	aW
J18	1992	62-61	aW
F20	1992	71-39	hW
J7	1993	68-51	hW
F13	1993	102-63	aW
J27	1994	68-63	aW
F17	1994	67-54	hW
M10	1994	78-35	nW
F2	1995	65-47	aW
F18	1995	74-56	hW
F15	1996	99-46	hW
F24	1996	75-51	aW
J11	1997	83-41	hW
F20	1997	95-44	aW
J15	1998	80-58	hW
F14	1998	75-53	aW
J23	1999	83-50	aW
F27	1999	77-55	hW
J27	2000	80-69	aW
F17	2000	74-71	hL
F5	2001	72-58	hW
F14	2002	77-55	hW
F20	2003	68-57	aW
F26	2004	57-48	hW
F26	2005	66-64	aL
M7	2005	61-49	nL
F23	2006	70-64	aW
D16	2006	65-58^{OT}	aW
F7	2007	77-61	hW
M5	2007	62-59	aL
J3	2008	71-65	aW
F17	2008	79-60	hW
F14	2009	74-66	aW
J27	2010	67-56	hW
F17	2010	87-58	aW
J12	2011	80-70	hW
F16	2011	66-44	aW
J21	2012	55-52	hW
F11	2012	57-50	aW
D22	2012	77-53	hW
J12	2013	48-39	aW
F15	2014	77-76	aL
M8	2014	90-49	hW
J19	2015	69-57	aL
M7	2015	87-65	hW
M13	2015	63-61	nW
J9	2016	83-56	hW
F11	2016	74-62	aW
D31	2016	80-72	hL
J26	2017	72-60	aL
D31	2017	77-55	hL
M1	2018	60-53	aL
J3	2019	87-75	hW
M9	2019	75-73	aW
F23	2020	83-43	aL
J22	2021	67-65^{OT}	hL
J23	2021	70-58	hL
F5	2021	52-49	aL
F6	2021	73-61	aL
F5	2022	68-57	aL
J21	2023	48-49^{OT}	aL
F18	2023	69-59	hW

LOUISIANA TECH 3-40

H: 2-15 | A: 1-23 | N: 0-2

D11	1987	113-50	aL
J22	1989	66-33	hL
F11	1989	91-46	aL
M10	1989	108-29	aL
J25	1990	106-36	aL
F17	1990	94-65	hL
J5	1991	76-75	hW
F2	1991	79-54	aL
M8	1991	83-78	aL
J23	1992	73-55	hW
F22	1992	71-58	aL
J30	1993	54-53	hL
F14	1993	72-66	aL
J20	1994	77-65	aL
F5	1994	65-45	hL
J14	1995	64-53	hL
J26	1995	89-60	aL
M9	1995	72-51	nL
J6	1996	78-43	hL
M2	1996	98-68	aL
F4	1997	80-59	hL
F22	1997	100-55	aL
J10	1998	71-67	hL
F21	1998	89-63	aL
J14	1999	94-48	aL
F14	1999	79-63	hL
M5	1999	114-67	hL
F15	2000	95-59	aL
F20	2000	82-69	hL
M10	2000	92-81	nL
D31	2000	62-59	hL
J13	2001	82-62	aL
D22	2001	78-54	aL
N25	2002	72-54	aL
N28	2004	67-50	aL
D29	2005	76-64	hL
N24	2009	71-59	hL
D15	2010	84-54	aL
D13	2011	69-59	hL
N25	2013	91-68	aW
N20	2018	80-70	hL
D29	2019	67-54	aL
N10	2022	56-59	aL

LOUISVILLE 1-1

H: 1-0 | A: 0-1 | N: 0-0

D21	1997	93-80	aL
N30	1999	84-70	hW

LOYOLA MARYMOUNT 0-1

H: 0-0 | A: 0-1 | N: 0-0

N24	2001	60-58	aL

LYON COLLEGE 18-3

H: 11-0 | A: 5-2 | N: 2-1

Previously known as Arkansas College

	1974-75	74-47	hW
	1974-75	75-73	nL
	1975-76	87-72	aW
	1975-76	82-65	hW
	1976-77	70-49	aW
	1976-77	58-57	hW
	1977-78	68-66	aW
	1977-78	81-59	hW
	1978-79	65-57	hW
	1978-79	57-55	aL
	1979-80	82-46	hW
	1979-80	60-50	aW
	1979-80	79-69	nW
	1980-81	63-57	aL
	1980-81	75-59	hW
	1980-81	57-48	nW
	1981-82	74-70^{OT}	aW
	1981-82	73-65	hW
	1987-88	79-62	hW
J20	1997	76-60	hW
N7	2017	73-63	hW

MAINE 0-1

H: 0-0 | A: 0-1 | N: 0-0

	1990-91	107-73	aL

MARQUETTE 1-2

H: 0-1 | A: 0-1 | N: 1-0

M26	1993	80-65	nW
D18	1999	65-62	aL
D19	2001	63-60	hL

MARSHALL 0-2

H: 0-1 | A: 0-0 | N: 0-1

D7	1985	89-85	nL
J28	2023	59-71	hL

MARYLAND EASTERN SHORE 1-0

H: 1-0 | A: 0-0 | N: 0-0

N23	2002	84-64	hW

MCNEESE STATE 7-6

H: 5-2 | A: 2-4| N: 0-0

F26	1983	82-70	hL
F6	1984	70-67^{OT}	hW
M3	1984	90-86	aL
F4	1985	85-67	aL
M2	1985	66-62	hW
J27	1986	87-70	hL
F22	1986	78-70	aL
J26	1987	91-70	aL
F21	1987	83-77	hW
D15	1999	86-55	hW
N24	2000	79-74^{OT}	aW
N15	2021	96-72	hW
N29	2022	102-83	aW

MEMPHIS 2-10

H: 1-2 | A: 0-8 | N: 0-0

Previously known as Memphis State

	1974-75	114-49	aL
	1975-76	108-51	hL
	1980-81	85-60	aL
	1980-81	66-41	hL
	1985-86	101-80	aL
	1986-87	75-67	aL
	1987-88	81-65	aL
	1987-88	79-77	hW
M17	1999	101-86	aL
M15	2000	76-74	aL
N12	2018	77-66	hW
D14	2019	78-50	aL

MIAMI (OHIO) 0-1

H: 0-0 | A: 0-0 | N: 0-1

N29	2002	72-67	nL

MICHIGAN STATE 0-2

H: 0-0 | A: 0-1 | N: 0-1

N17	2000	76-50	aL
N20	2001	70-59	nL

MIDDLE TENNESSEE 5-20

H: 4-7 | A: 0-11 | N: 1-2

D1	1990	71-60	hW
J4	2001	85-63	hL
F10	2001	79-67	aL
J24	2002	80-68	hL
F7	2002	79-64	aL
J9	2003	80-63	aL
F13	2003	71-63	hL
M10	2003	65-52	nL
J15	2004	69-62	hW
F19	2004	70-47	aL
J15	2005	56-55	aL
F19	2005	72-69	hW
J12	2006	66-65	hL
F16	2006	95-59	aL
M6	2006	90-64	nL
J18	2007	82-54	aL
J14	2008	70-68	hW
J21	2009	91-51	aL
J6	2010	75-65	hL
J16	2011	57-52	hL
M6	2011	77-62	nW
J18	2012	71-62	aL
J2	2013	72-70	hL
F6	2013	93-49	aL
M22	2015	70-60	aL

MISSISSIPPI COLLEGE 4-2

H: 2-1 | A: 2-0 | N: 0-1

	1981-82	71-61	hL
	1982-83	88-75	nL
	1987-88	85-71	hW
	1987-88	72-69	aW
	1988-89	80-74	hW
	1988-89	84-79	aW

MISS. COUNTY ALL-STARS 3-1

H: 1-1 | A: 2-0 | N: 0-0

	1974-75	47-45	hL
	1974-75	58-57	aW
	1975-76	56-46	hW
	1975-76	66-43	aW

MISSISSIPPI STATE 5-3
H: 3-0 | A: 2-3 | N: 0-0

D6	1982	77-49	aL
D7	1991	53-43	hW
F10	1993	77-72	aW
N29	1995	88-68	hW
J9	1996	76-56	aL
N22	1997	76-68	aW
M17	2005	78-61	hW
N16	2014	93-83	aL

MISSISSIPPI VALLEY STATE 18-3
H: 14-0 | A: 4-3 | N: 0-0

	1983-84	71-53	aL
	1983-84	60-57	hW
	1987-88	80-73	hW
	1988-89	95-84	aL
	1988-89	56-55	hW
	1990-91	76-70	aW
	1990-91	78-56	hW
N27	1991	72-59	aW
D6	1991	70-39	hW
D15	1992	80-62	hW
J27	1993	86-59	hW
D3	1993	74-61	hW
D3	1994	73-69	hW
F15	1995	67-52	aW
D16	1995	81-75	aW
J2	1996	81-49	hW
N24	1997	80-76	aL
D2	1997	74-66	hW
D1	2000	101-35	hW
D13	2018	60-57	hW
D14	2021	81-47	hW

MISSOURI 2-3
H: 1-1 | A: 1-2 | N: 0-0

N25	1988-89	88-75	hL
D15	1996	68-55	aW
N19	2005	70-67	hW
N17	2006	74-53	aL
D30	2018	70-50	aL

MISSOURI-ST. LOUIS 3-0
H: 3-0 | A: 0-0 | N: 0-0

	1982-83	66-62	hW
	1986-87	92-73	hW
D2	1995	96-52	hW

MISSOURI SOUTHERN 0-1
H: 0-0 | A: 0-0 | N: 0-1

	1980-81	59-57	nL

MISSOURI STATE 9-10
H: 6-3 | A: 3-7 | N: 0-0

F23	1981	67-62	aL
J30	1982	69-45	hL
J6	1983	83-76	aL
N17	1983	86-76	hW
D14	1985	77-73	aW
D19	1994	62-49	hW
N27	1995	71-56	aL
N24	1998	90-65	aL
N23	1999	86-65	hW
N22	2005	68-62	hW
N20	2006	67-54	aW
N20	2007	74-54	hW
N23	2008	61-52	aL
N27	2009	73-65	hL
D5	2010	58-47	aL
D20	2011	77-68	hL
D15	2012	83-60	aL
N11	2013	79-61	hW
D19	2014	78-62	aW

MINNESOTA 0-2
H: 0-0 | A: 0-1 | N: 0-1

N24	1989	83-67	nL
N19	2004	82-45	aL

MORRIS BROWN 0-1
H: 0-0 | A: 1-0 | N: 0-0

D2	2002	111-48	aW

MURRAY STATE 10-9
H: 7-3 | A: 2-6 | N: 1-0

D4	1982	76-62	aL
F17	1983	87-81^{OT}	hL
D5	1983	74-69	hW
F2	1984	78-58	aL
N28	1984	76-74	aL
F26	1985	61-56	hW
D4	1987	76-73	hL
D6	1988	90-71	aL
D2	1989	72-61	hL
D9	1989	75-70	aW
N28	1990	68-66	hW
D3	1990	82-71	aL
D14	1991	70-54	nW
D17	1991	80-50	aW
J2	1997	68-60	hW
D1	2003	84-79	hW
M15	2007	59-52	hW
N27	2018	74-63	hW
N26	2019	77-62	aL

NEBRASKA 2-2
H: 1-0 | A: 0-2 | N: 1-0

M28	1992	81-70	nW
N30	1993	63-59	hW
D12	1993	86-64	aL
D21	2015	79-71	aL

NEBRASKA WESLEYAN 1-0
H: 0-0 | A: 0-0 | N: 1-0

	1979-80	62-32	nW

NEW HAMPSHIRE 2-0
H: 1-0 | A: 1-0 | N: 0-0

F28	1991	70-65	aW
M11	1999	78-65	hW

NEW MEXICO STATE 5-5
H: 1-2 | A: 2-2 | N: 2-1

D18	1989	58-56	aW
D6	1996	69-54	nW
D7	1996	96-72	aL
F15	2001	74-65	hL
F16	2002	75-55	hW
F22	2003	73-58	aL
M8	2003	64-60	nW
F28	2004	67-61	hL
M6	2004	71-65^{OT}	nL
F24	2005	71-53	aW

NEW ORLEANS 27-14
H: 17-4 | A: 9-9 | N: 1-1

J21	1988	65-56	hL
F11	1988	69-53	aL
F4	1989	57-54	hL
F25	1989	69-57	aL
F1	1990	68-67^{OT}	aL
F22	1990	67-61^{OT}	hW
J10	1991	69-48	aL
F6	1991	74-60	hW
J12	1993	66-54	hW
F4	1993	58-55	aW
J29	1994	63-46	aW
F9	1994	75-69	hW
F7	1995	90-66	hW
M4	1995	72-54	aW
M8	1995	88-82	nW
F10	1996	96-65	hW
F28	1996	78-66	aW
M9	1996	72-54	hL
J23	1997	110-65	hW
F1	1997	69-61	aL
J31	1998	105-79	hW
F7	1998	86-74	aW
J19	1999	82-71	hW
F9	1999	74-54	aW
M4	1999	87-85	hW
J20	2000	86-84	hL
F24	2000	76-68	aW
F1	2001	59-56	aW
J20	2002	70-69	aL
F28	2002	51-47^{OT}	nL
J30	2003	69-63^{OT}	hW
F5	2004	67-61	aW
F7	2005	66-44	hW
F25	2006	86-42	hW
D31	2006	68-56	hW
D22	2007	72-68	aL
F13	2008	73-65	hW
J4	2009	63-61	hW
F18	2009	47-41	aL
F6	2010	70-57	aL
F24	2010	67-52	hW

NIAGARA 1-0
H: 0-0 | A: 0-0 | N: 1-0

D10	1995	63-48	nW

NICHOLLS STATE 2-0
H: 1-0 | A: 0-0 | N: 1-0

	1989-90	73-43	nW
D19	2012	66-58	hW

NORTHERN ARIZONA 2-0
H: 1-0 | A: 1-0 | N: 0-0

N16	2008	71-40	hW
D5	2009	65-62^{OT}	aW

NORTHERN ILLINOIS 1-0
H: 0-0 | A: 1-0 | N: 0-0

N15	1994	74-70	aW

NORTHERN IOWA 1-2
H: 1-1 | A: 0-1 | N: 0-0

	1988-89	89-73	hW
D5	2001	70-64	hL
D13	2002	70-66	aL

NORTH ALABAMA 0-1
H: 0-0 | A: 0-1 | N: 0-0

D8	2022	68-82	aL

NORTH CAROLINA 0-1
H: 0-0 | A: 0-0 | N: 0-1

N28	2013	93-60	nL

NORTH CAROLINA A&T 0-1
H: 0-0 | A: 0-0 | N: 0-1

N23	2019	55-50	nL

NORTH CAROLINA STATE 0-1
H: 0-0 | A: 0-0 | N: 0-1

D18	2005	80-59	nL

NORTH DAKOTA STATE 2-0
H: 1-0 | A: 1-0 | N: 0-0

J4	2006	67-45	hW
J20	2007	64-61	aW

NORTH TEXAS 19-12
H: 12-4 | A: 6-8 | N: 1-0

F12	1983	67-61	aL
J30	1984	56-47	aL
F25	1984	92-69	hW
J28	1985	90-84	hW
F23	1985	72-58	aW
J20	1986	77-48	aL
F15	1986	73-67	hL
J19	1987	98-83	hW
F14	1987	80-75	aL
F17	2001	83-67	hL
J5	2002	82-66	aL
J18	2003	92-72	hW
J24	2004	60-47	aW
J20	2005	75-56	hW
J21	2006	75-47	hW
M4	2006	78-62	nW
J6	2007	57-51	hW
F22	2007	82-66	aL
J9	2008	69-55	hW
F23	2008	80-70	aW
J10	2009	73-63	aW
F25	2009	76-67	hW
M4	2009	80-74	hL
J2	2010	77-65	hW
J16	2010	77-76	aW
J22	2011	62-59^{OT}	aW
F23	2011	71-50	hW
J7	2012	70-64^{OT}	hW
J28	2012	68-54	aL
F3	2013	64-62	hL
F27	2013	53-51	aL

NORTHERN KENTUCKY 0-1
H: 0-0 | A: 0-0 | N: 0-1

D20	2016	83-78	nL

NORTHWEST OKLAHOMA ST. 3-0
H: 0-0 | A: 0-0 | N: 0-3

	1977-78	76-70	nL
	1978-79	59-53	nL
	1979-80	68-57	nL

NORTHWESTERN STATE 0-1
H: 0-1 | A: 0-0 | N: 0-0

D2	2021	76-80	hL

ALL-TIME
SERIES VERSUS OPPONENTS

NOTRE DAME 0-1
H: 0-0 | A: 0-0 | N: 0-1

D17	2005	77-54	nL

OHIO STATE 0-1
H: 0-0 | A: 0-1 | N: 0-0

D11	2014	67-52	aL

OKLAHOMA 1-6
H: 1-2 | A: 0-3 | N: 0-1

N25	1989	102-73	aL
D20	1992	76-63	hW
M26	1994	69-55	nL
D2	2007	93-36	aL
D7	2008	87-57	hL
N12	2021	89-101	aL
N22	2022	70-95	hL

OKLAHOMA STATE 2-6
H: 1-1 | A: 1-4 | N: 0-1

F19	1990	71-68	hL
D5	1992	61-60	nL
M2	1993	71-63	aW
N14	1997	79-59	aL
D5	1998	68-65	hW
D9	2006	80-73	hW
N29	2007	96-54	aL
N11	2016	76-34	aL
N9	2018	62-60	aL

OLD DOMINION 0-1
H: 0-1 | A: 0-0 | N: 0-0

F4	2023	75-87	hL

OLE MISS 3-8
H: 3-1 | A: 0-6 | N: 0-1

D1	1982	104-59	aL
D9	1992	62-61	hW
D6	1994	81-60	aL
D31	1994	62-52	nL
J31	1995	74-56	aL
D3	1996	76-72	hL
F16	1998	85-68	aL
F17	1999	70-68	hW
D14	2000	69-54	aL
D7	2001	86-81^{4OT}	hW
D2	2017	74-48	aL

ORAL ROBERTS 0-1
H: 0-0 | A: 0-1 | N: 0-0

N27	2021	81-62	aL

OUACHITA BAPTIST 12-3
H: 8-1 | A: 4-2 | N: 0-0

	1976-77	64-41	aW
	1976-77	66-47	hW
	1977-78	61-48	hW
	1977-78	79-64	aW
	1978-79	70-68^{OT}	hW
	1978-79	66-47	aL
	1979-80	62-55	hW
	1979-80	79-73	aL
	1980-81	61-57	aW
	1980-81	66-54	hW
	1981-82	54-51	hL
	1981-82	69-66	aW
	1984-85	79-60	hW
	1985-86	67-64	hW
	1988-89	85-63	hW

OZARKS (ARK.) 1-0
H: 1-0 | A: 0-0 | N: 0-0

N23	2021	95-49	hW

PEPPERDINE 1-0
H: 0-0 | A: 1-0 | N: 0-0

D21	1998	79-77	aW

PHILANDER SMITH 4-0
H: 2-0 | A: 2-0 | N: 0-0

	1979-80	92-51	hW
	1979-80	75-32	aW
	1980-81	92-48	aW
	1980-81	78-35	hW

PITTSBURGH 0-1
H: 0-0 | A: 0-1 | N: 0-0

N25	2017	87-74	aL

PORTLAND 1-0
H: 0-0 | A: 0-0 | N: 1-0

D6	1992	82-56	nW

PURDUE 0-2
H: 0-1 | A: 0-1 | N: 0-0

N29	2005	95-58	aL
N24	2006	67-61	hL

RICE 0-1
H: 0-0 | A: 0-0 | N: 0-1

M18	2004	59-52	nL

RICHMOND 0-1
H: 0-0 | A: 0-0 | N: 0-1

D17	2003	76-56	nL

SAINT LOUIS 8-1
H: 5-0 | A: 3-1 | N: 0-0

F24	1986	80-58	hW
J5	1987	68-54	hW
J7	1987	69-49	aW
J12	1988	69-48	hW
F23	1988	70-51	aW
D2	1988	71-45	aW
D5	1989	70-37	hW
N30	2009	79-70	aL
N19	2010	54-50	hW

SAN DIEGO STATE 1-0
H: 0-0 | A: 1-0 | N: 0-0

N30	2019	71-62	aW

SAN FRANCISCO 1-1
H: 0-0 | A: 0-1 | N: 1-0

	1988-89	71-66	aL
D8	1997	67-57	nW

SAN JOSE STATE 1-0
H: 0-0 | A: 0-0 | N: 1-0

D2	2006	90-71	nW

SANTA CLARA 0-1
H: 0-0 | A: 0-1 | N: 0-0

D28	2002	82-51	aL

SETON HALL 0-1
H: 0-0 | A: 0-0 | N: 0-1

N21	2009	76-52	nL

SMU 2-2
H: 0-0 | A: 1-2 | N: 1-0

N23	1990	83-71	aW
M27	1993	67-54	nW
N28	1998	91-69	aL
N26	2010	86-80^{2OT}	aL

SOUTH ALABAMA 41-16
H: 20-2 | A: 18-11 | N: 3-3

J30	1992	106-64	hW
F29	1992	69-65	aW
J5	1993	62-42	aW
F18	1993	83-34	hW
J15	1994	81-66	hW
F7	1994	73-51	aW
J21	1995	67-46	hW
F12	1995	58-51	aW
J27	1995	76-62	hW
F22	1995	75-47	aL
J30	1997	76-68	aW
M1	1997	83-67	hW
M6	1997	70-51	nW
F5	1998	71-50	aW
F28	1998	93-45	hW
M5	1998	78-59	nW
J16	1999	84-46	hW
F20	1999	67-57	aW
J22	2000	87-52	hW
F26	2000	69-64	aW
J6	2001	65-50	aW
M1	2001	54-50	aL
J12	2002	61-54	hL
F1	2003	45-34	aL
F9	2004	57-54	hW
F3	2005	65-37	aW
M6	2005	61-53	nW
F2	2006	74-70	aL
D29	2006	69-57	hW
F11	2007	78-73	aL
F6	2008	70-58	aW
M8	2008	53-52	aW
J18	2009	69-68	hL
J10	2010	68-67	aL
D30	2010	68-53	hW
F8	2012	68-39	aL
M3	2012	62-38	nL
D29	2012	53-47	aL
J30	2013	72-61	hW
J11	2014	73-60	hW
F12	2014	71-58	aW
D30	2014	62-50	aW
F28	2015	70-60	hW
J2	2016	66-53	hW
F4	2016	58-51	aW
J19	2017	56-53	hW
M4	2017	71-49	aL
F10	2018	75-60	aW
J10	2019	77-64	aW
F7	2019	69-58	hW
F20	2020	87-71	aL
M5	2020	86-80	hW
M10	2020	82-71	nL
M5	2021	73-64	nL
F20	2022	73-65	aL
J19	2023	63-47	aW
F16	2023	78-58	hW

SOUTH CAROLINA 1-0
H: 0-0 | A: 0-0 | N: 1-0

D29	1994	81-72	nW

SOUTH DAKOTA STATE 1-1
H: 1-0 | A: 0-1 | N: 0-0

N30	2006	67-52	hW
N9	2007	77-67	aL

SOUTH FLORIDA 0-2
H: 0-1 | A: 0-1 | N: 0-0

D11	2016	78-59	hL
N17	2017	98-55	aL

SOUTHEAST MISSOURI STATE 5-6
H: 3-3 | A: 2-3 | N: 0-0

N10	1979-80	53-36	aW
N15	1980-81	94-65	hW
N30	1983-84	82-74^{OT}	aL
J9	1983-84	66-56	hW
D3	1984-85	81-68	aL
F3	1985-86	83-73	hL
N20	1999	74-69	hW
N29	2011	64-52	aL
N19	2012	52-51	hL
N13	2019	79-67	hL
N22	2021	73-65	aW

SOUTHEAST OKLAHOMA STATE 0-1
H: 0-0 | A: 0-0 | N: 0-1

	1978-79	56-54	nL

SOUTHERN 4-0
H: 2-0 | A: 1-0 | N: 1-0

D19	1992	85-59	hW
D4	1993	77-44	nW
M2	1995	67-53	aW
M17	2016	68-45	hW

SOUTHERN ARKANSAS 7-9
H: 5-2 | A: 1-5 | N: 1-2

Previously known as Southern State College

	1975-76	59-53	hL
	1975-76	64-62	nL
	1975-76	59-47	nL
	1976-77	59-52	hL
	1976-77	56-55	aL
	1977-78	66-46	hW
	1977-78	83-65	aL
	1978-79	59-57	aL
	1978-79	69-56	hW
	1979-80	71-55	hW
	1979-80	55-54	aL
	1980-81	66-62	aL
	1980-81	60-49	hW
	1980-81	78-56	nW
	1981-82	63-55	hW
	1981-82	61-59	aW

SOUTHERN ILLINOIS 1-1
H: 1-0 | A: 0-1 | N: 0-0

N19	2008	79-76	aL
D22	2009	68-54	hW

SIU EDWARDSVILLE 3-0
H: 1-0 | A: 1-0 | N: 1-0

J3	1981	58-39	nW
D2	2020	80-73	hW
D22	2021	74-71	aW

SOUTHERN MISS 2-5
H: 1-2 | A: 1-2 | N: 0-1

J6	1982	55-53	hL
D10	1982	81-54	aL
D20	1999	65-54	aW
D3	2000	78-60	hW
J12	2023	36-61	aL
J26	2023	59-68	hL
M3	2023	72-79	nL

SOUTHWEST BAPTIST 1-0
H: 1-0 | A: 0-0 | N: 0-0

	1987-88	81-59	hW

ST. JOHN'S 0-1
H: 0-1 | A: 0-0 | N: 0-0

N22	2010	60-48	hL

STEPHEN F. AUSTIN 3-3
H: 2-0 | A: 1-2 | N: 0-1

D4	1992	78-58	nL
D7	1996	96-73	aL
D21	2003	91-73	hW
D21	2004	78-65	aL
D21	2010	59-42	hW
D17	2011	69-64	aW

STONY BROOK 0-1
H: 0-0 | A: 0-0 | N: 0-1

D3	2005	79-74	nL

TCU 4-1
H: 2-0 | A: 2-1 | N: 0-0

N18	1997	91-72	hW
J4	1999	83-76	aW
D4	1999	73-67	aW
D5	2004	68-64	hW
D22	2005	91-67	aL

TENNESSEE STATE 2-2
H: 1-0 | A: 0-1 | N: 1-1

N27	1982	73-71	nW
N25	1985	82-80	nL
N19	2016	76-66	aL
N30	2017	68-62	hW

TENNESSEE TECH 3-1
H: 1-0 | A: 1-1 | N: 1-0

N26	1982	71-47	aL
N18	2000	71-61	nW
D18	2013	90-75	hW
N14	2015	77-55	aW

TEXAS 0-1
H: 0-0 | A: 0-1 | N: 0-0

D3	1991	76-50	aL

TEXAS A&M 1-3
H: 0-0 | A: 0-2 | N: 1-1

D30	1994	85-80	nW
N27	1998	77-60	nL
D30	2013	80-62	aL
N23	2018	97-56	aL

TEXAS A&M CORPUS CHRISTI 4-0
H: 2-0 | A: 2-0 | N: 0-0

F15	2004	81-68	hW
J26	2005	87-73	aW
N12	2010	69-59	aW
N20	2011	84-71	hW

TEXAS STATE 10-9
H: 5-5 | A: 4-4 | N: 1-0

J4	2014	87-71	aW
F22	2014	74-55	hW
M14	2014	59-48	nW
J15	2015	68-48	hW
D26	2015	83-74	aW
J23	2016	74-59	aW
F25	2016	87-50	hW
F9	2017	63-43	aL
J11	2018	67-55	hL
J19	2019	85-62	hL
F14	2019	68-54	aL
J4	2020	56-53	aW
F15	2020	83-69	hL
J8	2021	54-53	hW
J9	2021	70-54	hW
J29	2022	75-69	hL
F24	2022	84-75	aL
J14	2023	55-89	aL
F24	2023	79-86	hL

TEXAS TECH 0-2
H: 0-0 | A: 0-1 | N: 0-1

N17	1994	79-51	aL
D18	2004	87-53	nL

TOLEDO 2-1
H: 1-0 | A: 0-1 | N: 1-0

M24	1994	69-68	nW
N27	2011	64-56	hW
N9	2012	56-34	aL

TROY 15-14
H: 6-5 | A: 7-7 | N: 2-2

F4	2006	76-65	aW
M2	2006	68-62	nW
J13	2007	76-55	aL
J20	2008	66-48	hW
F4	2009	74-69	aL
F27	2010	75-69	hL
M6	2010	60-54	nW
F19	2011	83-69^{OT}	aW
F15	2012	62-39	hW
J24	2013	87-74	aW
F23	2013	71-59	hW
J8	2014	74-65	hW
F1	2014	83-65	aW
J22	2015	82-76	aW
J31	2015	91-72	hW
D30	2015	101-81	hW
F6	2016	94-80	aW
M11	2016	96-89	nL
J21	2017	83-75	hL
M2	2017	90-77	aL
M9	2017	105-73	nL
F8	2018	95-78	aL
J12	2019	87-79	aL
F9	2019	68-55	hL
F22	2020	79-64	aL
M7	2020	91-81	hL
J22	2022	79-72	aL
J5	2023	67-83	hL
F9	2023	98-92	aW

TULANE 1-2
H: 0-1 | A: 0-1 | N: 1-0

M25	1994	72-66	nW
D22	2002	69-64	hL
J8	2004	59-56	aL

TULSA 6-3
H: 4-0 | A: 2-3 | N: 0-0

J15	1986	75-56	aW
D18	1986	66-42	hW
F26	1987	63-60	aW
N23	2011	70-48	aL
D10	2011	80-70	hW
D6	2016	83-80	hW
D22	2017	68-58	aL
D9	2018	73-60	hW
N9	2019	79-77	aL

UAB 5-0
H: 1-0 | A: 1-0 | N: 3-0

M26	1992	83-79	nW
D30	1992	80-52	hW
F9	1993	74-72	aW
J2	1994	59-58	nW
N28	2003	84-77	nW

UCF 5-0
H: 3-0 | A: 2-0 | N: 0-0

J17	1991	83-64	aW
F14	1991	70-57	hW
J16	1992	83-66	aW
F3	1992	89-65	hW
D13	1993	96-63	hW

UC IRVINE 1-0
H: 0-0 | A: 0-0 | N: 1-0

D20	1998	71-68	nW

UC SANTA BARBARA 0-1
H: 0-0 | A: 0-0 | N: 0-1

D20	1993	79-72	nL

ULM 35-17
H: 19-5 | A: 14-11 | N: 2-1

Formerly Louisiana-Monroe and Northeast Louisiana

	1982-83	87-57	aL
	1983-84	79-61	hL
	1983-84	93-67	aL
	1984-85	88-66	aL
	1984-85	89-66	hL
	1985-86	86-63	hL
	1985-86	88-52	aL
	1986-87	72-71	aW
	1986-87	80-77	hW
	1989-90	67-51	nL
	1990-91	74-66	aL
N23	1991	78-48	hW
D12	1992	82-79	aW
D15	1993	74-61	hW
N25	1994	72-57	aW
D17	1996	62-58	aW
F17	1997	91-60	hW
J3	2007	80-74	aW
F17	2007	72-54	hL
F28	2007	69-56	hW
J12	2008	69-59	aL
F28	2008	68-53	hW
J14	2009	64-54	hW
F28	2009	66-63	hW
F8	2010	77-56	hW
J26	2011	61-45	hL
F10	2011	55-45	aL
D31	2011	83-57	aL
F1	2012	76-61	hW
J20	2013	71-58	hW
F16	2013	77-58	aW
J29	2014	80-68	aW
M5	2014	107-57	hW
M12	2014	78-69	nW
J5	2015	77-57	aW
F19	2015	69-61	hW
J7	2016	66-43	hW
F11	2016	78-64	aW
D29	2016	71-56	hW
J28	2017	59-51	aL
D29	2017	76-62	hW
M3	2018	80-73	aW
J5	2019	64-54	hW
M7	2019	65-53	aL
F1	2020	54-53	aW
J15	2021	64-50	aW
J16	2021	59-44	aW
J8	2022	98-70	hW
F7	2022	82-60	aW
D29	2022	66-81	aL
F22	2023	98-73	hW
F28	2023	76-65	nW

UNION (TENN.) 0-2
H: 0-1 | A: 0-1 | N: 0-0

	1977-78	86-57	aL
	1977-78	86-83^{OT}	hL

UNLV 2-1
H: 1-0 | A: 1-0 | N: 0-1

	1987-88	68-65	nL
N24	1996	78-66	aW
D12	1998	101-78	hW

U.S. INTERNATIONAL 1-0
H: 0-0 | A: 0-0 | N: 1-0

	1987-88	82-66	nW

USC 1-1
H: 1-0 | A: 0-1 | N: 0-0

D15	2011	58-56	hW
N21	2012	72-58	aL

UT ARLINGTON 17-15
H: 7-7 | A: 9-8 | N: 1-0

F10	1983	67-58	aL
J28	1984	64-58	aW
F23	1984	89-77	hW
J26	1985	76-70	hL
F21	1985	62-61	aL
J18	1986	83-76	aW
F13	1986	84-73	hL
J17	1987	69-58	hW
F12	1987	78-74	aL
J9	1988	62-55	aW
D9	1988	87-74	nW
N29	2008	73-59	aW
D15	2009	67-60^{OT}	hW
N24	2010	59-55^{OT}	aW
J2	2014	66-62	aW
F19	2014	73-47	hW
J8	2015	80-77^{OT}	aW
F21	2015	67-62	hW

ALL-TIME
SERIES VERSUS OPPONENTS

J21	2016	78-71	aW
F27	2016	66-44	hW
F11	2017	69-58	aL
J13	2018	85-80	hW
J17	2019	100-73	hL
F16	2019	67-62	aL
J2	2020	71-44	aL
F13	2020	89-62	hL
J29	2021	62-43	aL
J30	2021	80-71	aL
F26	2021	60-40	hL
F27	2021	75-64	hL
J27	2022	90-87	hL
F26	2022	82-75	aW

UTAH STATE 1-1

H: 1-0 | A: 0-1 | N: 0-0

D8	2021	65-66	aL
N19	2022	63-57	hW

UTEP 7-3

H: 4-0 | A: 2-3 | N: 1-0

	1986-87	83-76	nW
	1988-89	52-43	hW
	1989-90	69-44	aW
	1990-91	77-52	hW
N26	2004	87-63	hW
D29	2004	67-61	aL
M21	2014	74-64	aL
M21	2016	74-68	aL
D5	2017	76-73	hW
D1	2018	67-66	aW

UT MARTIN 6-9

H: 4-2 | A: 1-7 | N: 1-0

	1980-81	66-46	nW
J8	1983	81-57	aL
F28	1983	89-80	hL
N28	1983	79-77	hW
J6	1984	74-71	aL
J12	1985	95-83	hW
F11	1985	72-62	aL
J10	2012	83-68	hW
N12	2012	72-62	aL
N19	2013	75-66	hL
N18	2015	76-74	aW
D14	2016	68-63	aL
N21	2017	84-73	hW
N17	2018	97-91^{OT}	aL
N14	2022	54-73	aL

UT RIO GRANDE VALLEY 25-0

H: 13-0 | A: 11-0 | N: 1-0

Formerly known as Texas-Pan American

	1987-88	103-50	hW
	1987-88	90-53	hW
	1988-89	58-39	aW
	1988-89	83-52	hW
	1989-90	92-40	hW
	1989-90	76-54	aW
	1990-91	92-62	aW
	1990-91	76-63	hW
J11	1992	84-61	hW
F11	1992	80-67	aW
J9	1993	74-44	hW
J18	1993	93-43	aW
M11	1993	70-53	nW
F13	1994	100-44	hW
F26	1994	78-58	aW
J7	1995	89-42	hW
J18	1995	86-36	aW
J4	1996	81-44	hW
J20	1996	65-48	aW
J16	1997	100-59	aW
J25	1997	79-50	hW
J6	1998	83-55	aW
J17	1998	107-41	hW
F4	2002	97-70	aW
J21	2003	68-59	hW

UTSA 1-0

H: 0-0 | A: 1-0 | N: 0-0

N29	2008	73-59	aW

VALPARAISO 1-1

H: 0-0 | A: 0-0 | N: 1-1

D29	1998	79-77	nL
N20	2004	82-61	nW

VIRGINIA 1-1

H: 1-0 | A: 0-1 | N: 0-0

N22	1998	86-77	hW
F13	2000	57-55	aL

VCU 0-1

H: 0-0 | A: 0-0 | N: 0-1

N20	2009	72-43	nL

WASHINGTON 0-1

H: 0-0 | A: 0-1 | N: 0-0

N25	2007	69-59	aL

WEBER STATE 1-0

H: 0-0 | A: 0-0 | N: 1-0

N23	2007	57-44	nW

WESTERN KENTUCKY 20-31

H: 13-9 | A: 6-14 | N: 1-8

F28	1988	60-55	nL
J26	1992	93-76	aL
F27	1992	63-53	hW
M14	1992	65-62	nL
F21	1993	77-67	aL
M6	1993	72-63	hL
M12	1993	73-70	nL
F20	1994	72-53	aL
M6	1994	91-76	hW
M11	1994	62-52	nL
J28	1995	73-56	hL
F26	1995	85-57	aL
J15	1996	80-67	hL
F3	1996	82-80	aL
F13	1997	63-50	hW
F27	1997	74-59	aL
M7	1997	76-61	hL
J2	1998	104-90	aL
J22	1998	70-66	hW
M6	1998	103-88	nL
J30	1999	76-68	aL
F25	1999	82-64	hW
J6	2000	67-62	hW
J16	200	90-63	aL
J25	2001	75-67	hW
F22	2001	98-96	aW
J26	2002	77-62	hL
F9	2002	55-54	aW
J11	2003	84-77	aL
F15	2003	85-73	hL
J17	2004	81-74	hW
F21	2004	70-60	aW
J13	2005	83-75	aL
F17	2005	80-70	hW
J14	2006	76-62	hW
F19	2006	106-89	aL
J24	2007	64-59	hL
M3	2007	76-67	nW
J26	2008	81-73	aL
M10	2008	70-56	nL
J29	2009	78-67	hW
F10	2010	83-78^{OT}	aL
F20	2010	83-74	hL
J2	2011	75-74^{OT}	hL
M7	2011	55-47	nL
F22	2012	56-53	aW
J6	2013	63-58	hW
F9	2013	78-74	aW
J18	2014	67-64	aW
F5	2014	78-75^{OT}	hW
M15	2014	61-60	nL

WESTERN MICHIGAN 3-0

H: 1-0 | A: 0-0 | N: 2-0

N16	2001	72-62	nW
D19	2004	75-43	nW
M18	2015	61-49	hW

WICHITA STATE 3-4

H: 2-1 | A: 1-3 | N: 0-0

D22	1991	73-59	aW
N27	1996	75-65	aL
N29	1997	73-66	hW
N15	2012	60-51	hL
D12	2013	66-47	aL
N21	2015	67-40	hW
D2	2016	69-51	aL

WILLIAMS BAPTIST 1-0

H: 1-0 | A: 0-0 | N: 0-0

D11	2020	96-46	hW

WISCONSIN 0-1

H: 0-0 | A: 0-1 | N: 0-0

M18	2007	77-45	aL

MOST PLAYED SERIES

	Opponent	Games	W-L	Last Meeting
1.	Louisiana	78	53-25	Feb. 18, 2023
2.	Little Rock	77	48-29	Dec. 18, 2022
3.	South Alabama	57	41-16	Feb. 16, 2023
4.	ULM	52	35-17	Feb. 28, 2023
5.	Western Kentucky	51	20-31	March 15, 2014
6.	Louisiana Tech	43	3-40	Nov. 10, 2022
7.	New Orleans	41	27-14	Feb. 24, 2010
8.	Lamar	34	19-15	Feb. 12, 1998
9.	North Texas	31	19-12	Feb. 27, 2013
10.	Troy	29	15-14	Feb. 9, 2023

1982-83

	Southland		Overall	
	W-L	Pct	W-L	Pct
Northeastern La.*!	4-5	.1000	23-6	.793
Southwestern La.	4-1	.800	18-10	.643
McNeese State	3-2	.600	18-12	.600
Lamar	1-4	.200	15-12	.556
UT Arlington	1-4	.200	10-17	.370
Arkansas State	**1-4**	**.200**	**6-17**	**.261**
North Texas State[x]	--	---	6-19	.240

1983-84

	Southland		Overall	
	W-L	Pct	W-L	Pct
Northeastern La.*%	12-0	.1000	23-4	.852
Southwestern La.	9-3	.750	22-6	.786
McNeese State	6-6	.500	12-16	.429
UT Arlington	5-7	.417	14-14	.500
Arkansas State	**5-7**	**.418**	**12-14**	**.462**
Lamar	4-8	.333	10-17	.370
North Texas St.	0-12	.000	2-25	.074

1984-85

	Southland		Overall	
	W-L	Pct	W-L	Pct
Northeastern La.*%	12-0	.1000	30-2	.938
UT Arlington	8-4	.667	13-14	.481
Lamar	7-5	.583	12-15	.444
Arkansas State	**5-7**	**.417**	**12-13**	**.480**
McNeese State	5-7	.417	11-17	.393
Southwestern La.	4-8	.333	8-18	.308
North Texas State	1-11	.083	4-22	.154

1985-86

	Southland		Overall	
	W-L	Pct	W-L	Pct
North Texas State*%	7-3	.700	20-10	.667
McNeese St.*	7-3	.700	18-11	.621
Southwestern La.	6-4	.307	13-14	.481
UT Arlington	5-5	.500	11-15	.423
Arkansas State	**3-7**	**.300**	**11-15**	**.423**
Lamar	2-8	.200	5-21	.192
Northeastern La.[x]	--	--	26-3	.897

1986-87

	Southland		Overall	
	W-L	Pct	W-L	Pct
Northeastern La.	9-3	.750	14-10	.583
McNeese State	8-4	.667	20-8	.714
Arkansas State	**8-4**	**.667**	**19-9**	**.679**
Southwestern La.	7-5	.583	14-13	.519
North Texas St.	6-6	.500	15-13	.536
UT Arlington	3-9	.250	8-18	.308
Lamar	1-11	.083	2-24	.077

1987-88

	American South		Overall	
	W-L	Pct	W-L	Pct
LA Tech*!	9-0	.1000	32-2	.941
New Orleans#	8-1	.889	25-7	.781
Southwestern La.	5-4	.556	18-11	.621
Lamar	3-6	.333	14-14	.500
Arkansas State	**3-6**	**.333**	**17-14**	**.548**

1988-89

	American South		Overall	
	W-L	Pct	W-L	Pct
LA Tech*!	10-0	.1000	32-4	.889
New Orleans	7-3	.700	15-13	.536
Lamar	6-4	.600	18-10	.643
Arkansas State	**5-5**	**.500**	**15-12**	**.556**
Southwestern La.	2-8	.200	10-17	.370
UT-Pan American	0-10	.000	0-27	.000

1989-90

	American South		Overall	
	W-L	Pct	W-L	Pct
LA Tech*!	10-0	.1000	32-1	.970
Lamar	7-3	.700	19-10	.655
New Orleans	5-5	.500	10-18	.357
Arkansas State	**4-6**	**.400**	**12-14**	**.462**
Southwestern La.	4-6	.400	11-17	.393
UT-Pan American	0-10	.000	3-24	.111

1990-91

	American South		Overall	
	W-L	Pct	W-L	Pct
Lamar*%	12-0	.1000	29-4	.879
La Tech!	9-3	.750	18-12	.600
Arkansas State	**8-4**	**.667**	**20-8**	**.714**
New Orleans	6-6	.500	14-14	.500
Central Florida	4-8	.333	10-15	.400
UT-Pan American	2-10	.167	7-20	.259
Southwestern La.	2-10	.167	3-24	.111

1991-92

	Sun Belt		Overall	
	W-L	Pct	W-L	Pct
Lamar*	13-3	.813	21-7	.750
Western Kentucky*!	13-3	.813	26-7	.788
LA Tech%	12-4	.750	20-10	.667
Arkansas State#	**12-4**	**.750**	**25-7**	**.781**
New Orleans	10-6	.625	20-11	.645
South Alabama	5-11	.313	8-20	.286
Central Florida	5-11	.313	10-18	.357
UT Pan American	2-14	.125	10-18	.357
Southwestern La.	0-16	.000	10-18	.355

1992-93

	Sun Belt		Overall	
	W-L	Pct	W-L	Pct
LA Tech*!	13-1	.929	26-6	.813
Western Kentucky*%	13-1	.929	24-7	.774
Arkansas State#	**10-4**	**.714**	**25-8**	**.758**
New Orleans	7-7	.500	18-10	.643
Lamar	4-10	.286	10-16	.385
South Alabama	4-10	.286	9-18	.333
UT Pan American	3-11	.214	6-21	.222
Southwestern La.	2-12	.143	4-22	.154

1993-94

	Sun Belt		Overall	
	W-L	Pct	W-L	Pct
LA Tech*!	14-0	.1000	31-4	.886
Western Kentucky%	11-3	.786	24-10	.706
Arkansas State#	**10-4**	**.714**	**22-9**	**.710**
New Orleans	8-6	.571	16-12	.571
Lamar	5-9	.357	8-19	.296
Southwestern La.	4-10	.286	6-21	.222
South Alabama	3-11	.214	5-22	.185
UT Pan American	1-13	.071	4-23	.148

1994-95

	Sun Belt		Overall	
	W-L	Pct	W-L	Pct
LA Tech*%	13-1	.929	28-5	.848
Western Kentucky!	12-2	.857	28-4	.875
Lamar	10-4	.714	16-12	.571
Arkansas State	**9-5**	**.643**	**20-10**	**.667**
New Orleans	6-8	.429	11-16	.407
South Alabama	2-12	.143	6-21	.222
Southwestern La.	2-12	.143	4-23	.148
UT Pan American	2-12	.143	3-24	.111

LEGEND
* - Regular Season/Division Champion
! - Tournament Champion/NCAA Qualifer
% - NCAA Tournament Participant
# - NWIT/WNIT Participant
^ - WBI Participant
x - Ineligible for conference championship

1995-96

	Sun Belt		Overall	
	W-L	Pct	W-L	Pct
LA Tech*!	14-0	.1000	31-2	.939
Western Kentucky#	11-3	.786	19-13	.594
Arkansas State	**9-5**	**.643**	**17-10**	**.630**
Lamar	8-6	.571	14-15	.483
South Alabama	6-8	.429	12-15	.444
New Orleans	5-9	.357	9-19	.321
UT Pan Amerian	3-11	.314	10-17	.370
Southwestern La.	0-14	.000	2-25	.074

1996-97

	Sun Belt		Overall	
	W-L	Pct	W-L	Pct
LA Tech*!	12-2	.857	31-4	.886
Western Kentucky*%	12-2	.857	22-9	.710
Arkansas State	**11-4**	**.733**	**20-8**	**.714**
New Orleans	10-4	.714	17-12	.586
South Alabama	5-9	.357	11-16	.407
UT Pan American	3-11	.214	5-22	.185
Lamar	2-12	.143	5-22	.185
Southwestern La.	2-12	.143	3-24	.111

1997-98

	Sun Belt		Overall	
	W-L	Pct	W-L	Pct
LA Tech*!	13-1	.929	31-4	.886
Western Kentucky#	12-2	.857	26-9	.743
Arkansas State	**11-3**	**.786**	**20-10**	**.667**
New Orleans	7-7	.500	12-16	.429
South Alabama	4-10	.286	7-20	.259
Lamar	2-12	.143	5-22	.185
UT Pan American	0-14	.000	1-26	.037

1998-99

	Sun Belt		Overall	
	W-L	Pct	W-L	Pct
LA Tech*!	12-0	.1000	30-3	.909
FIU%	9-3	.750	23-7	.767
Western Kentucky	8-4	.667	21-7	.750
Arkansas State#	**7-5**	**.583**	**18-14**	**.563**
New Orleans	4-8	.333	11-16	.407
Southwestern La.	0-12	.000	1-26	.037

1999-00

	Sun Belt		Overall	
	W-L	Pct	W-L	Pct
LA Tech*!	16-0	.1000	31-3	.912
Western Kentucky%	13-3	.813	22-9	.710
Denver	10-6	.625	16-11	.593
FIU	10-6	.625	16-13	.552
Arkansas State#	**8-8**	**.500**	**18-12**	**.600**
New Orleans	7-9	.438	11-17	.393
South Alabama	2-14	.125	8-21	.276
UALR	1-15	.063	5-23	.179

2000-01

East	Sun Belt		Overall	
	W-L	Pct	W-L	Pct
LA Tech*!	16-0	.1000	31-5	.861
FIU#	11-5	.688	20-10	.667
Middle Tennessee#	9-7	.563	17-13	.567
Western Kentucky	8-8	.500	19-14	.576
Arkansas State	**8-8**	**.500**	**14-14**	**.500**
UALR	0-16	.000	6-22	.214
West	W-L	Pct	W-L	Pct
Denver*%	14-2	.875	24-7	.774
North Texas#	10-6	.625	19-11	.633
New Orleans	7-9	.438	15-14	.517
New Mexico State	6-10	.375	10-18	.357
South Alabama	5-11	.314	13-16	.448
UL Lafayette	2-14	.125	8-20	286

ALL-TIME CONFERENCE STANDINGS

2001-02

East	Sun Belt W-L	Sun Belt Pct	Overall W-L	Overall Pct
FIU*!	13-1	.929	27-6	.818
Western Kentucky#	9-5	.643	16-14	.533
Middle Tennessee	7-7	.500	16-13	.522
Arkansas State	**6-8**	**.429**	**12-16**	**.429**
UALR	2-12	.143	8-19	.296

West	Sun Belt W-L	Sun Belt Pct	Overall W-L	Overall Pct
North Texas*#	12-3	.750	21-9	.700
Denver	11-4	.733	16-13	.522
South Alabama	7-8	.467	17-11	.607
New Mexico State	6-9	.400	13-16	.448
New Orleans	6-9	.400	11-18	.379
UL Lafayette	1-14	.067	7-21	.250

2002-03

East	Sun Belt W-L	Sun Belt Pct	Overall W-L	Overall Pct
Western Kentucky*!	12-2	.857	22-9	.710
FIU#	9-5	.643	19-11	.633
Middle Tennessee	9-5	.643	18-11	.621
Arkansas State	**6-9**	**.400**	**12-18**	**.400**
UALR	0-14	.000	5-23	.179

West	Sun Belt W-L	Sun Belt Pct	Overall W-L	Overall Pct
South Alabama*#	10-5	.667	19-10	.655
New Mexico State*	10-5	.667	16-12	.571
New Orleans	9-6	.600	12-16	.429
North Texas	6-9	.400	12-16	.429
Denver	6-9	.400	12-18	.400
UL Lafayette	4-11	.267	8-19	.296

2003-04

East	Sun Belt W-L	Sun Belt Pct	Overall W-L	Overall Pct
Middle Tennessee	10-4	.714	24-8	.750
Arkansas State*#	**10-4**	**.714**	**19-10**	**.655**
Western Kentucky*#	10-4	.714	20-14	.588
FIU	5-9	.357	11-16	.407
UALR	3-11	.214	10-17	.370

West	Sun Belt W-L	Sun Belt Pct	Overall W-L	Overall Pct
South Alabama*#	11-4	.733	22-7	.759
UL Lafayette	7-8	.467	13-15	.464
North Texas	7-8	.467	11-17	.393
Denver	6-9	.400	14-15	.483
New Mexico State	6-9	.400	13-16	.448
New Orleans	5-10	.333	10-17	.370

2004-05

East	Sun Belt W-L	Sun Belt Pct	Overall W-L	Overall Pct
Western Kentucky*#	12-2	.857	19-8	.692
Arkansas State#	**11-3**	**.786**	**21-11**	**.656**
Middle Tennessee!	11-3	.786	24-9	.727
FIU	7-7	.500	18-11	.621
UALR	3-11	.214	10-19	.345

West	Sun Belt W-L	Sun Belt Pct	Overall W-L	Overall Pct
UL Lafayette*	10-5	.667	22-9	.710
North Texas	9-6	.600	14-14	.500
South Alabama	7-8	.467	13-15	.464
Denver	4-11	.267	6-22	.214
New Mexico State	4-11	.267	9-19	.321
New Orleans	2-13	.133	2-26	.071

2005-06

East	Sun Belt W-L	Sun Belt Pct	Overall W-L	Overall Pct
Western Kentucky*#	12-2	.857	27-7	.794
Middle Tennessee!	10-4	.714	20-11	.645
FIU#	9-5	.643	19-13	.594
Arkansas State	**7-7**	**.500**	**15-15**	**.500**
UALR	5-9	.357	13-15	.464

West	Sun Belt W-L	Sun Belt Pct	Overall W-L	Overall Pct
North Texas	9-6	.600	19-9	.679
Denver	8-7	.533	15-13	.536
UL Lafayette	8-7	.533	18-10	.643
South Alabama	8-7	.533	15-14	.517
Troy	3-12	.200	9-18	.333
New Orleans	1-14	.067	3-25	.107

2006-07

East	Sun Belt W-L	Sun Belt Pct	Overall W-L	Overall Pct
Middle Tennessee*!	18-0	.1000	30-4	.882
Western Kentucky#	14-4	.778	23-9	.719
FIU	9-9	.500	16-14	.533
South Alabama	7-11	.389	14-16	.467
Troy	5-13	.278	12-17	.414
Florida Atlantic	2-16	.111	6-25	.194

West	Sun Belt W-L	Sun Belt Pct	Overall W-L	Overall Pct
UL Lafayette*%	14-4	.778	25-9	.735
Denver	12-6	.667	20-11	.645
UALR	12-6	.667	21-10	.677
Arkansas State#	**11-7**	**.611**	**20-12**	**.625**
North Texas	6-12	.333	9-20	.310
UL Monroe	4-14	.222	14-16	.467
New Orleans	3-15	.167	9-21	.300

2007-08

East	Sun Belt W-L	Sun Belt Pct	Overall W-L	Overall Pct
Western Kentucky*!	16-2	.889	26-8	.765
Middle Tennessee#	14-4	.778	22-12	.647
South Alabama	10-8	.556	20-11	.645
FIU	8-10	.444	13-18	.419
Troy	5-13	.278	13-18	.419
Florida Atlantic	2-16	.111	6-22	.214

West	Sun Belt W-L	Sun Belt Pct	Overall W-L	Overall Pct
UALR*#	14-4	.778	23-9	.719
Arkansas State	**13-5**	**.722**	**20-12**	**.625**
UL Monroe	10-8	.556	17-13	.567
North Texas	8-19	.444	14-18	.438
New Orleans	7-11	.389	13-17	.433
Denver	6-12	.333	11-19	.367
UL Lafayette	4-14	.222	8-22	.267

LEGEND

* - Regular Season/Division Champion
! - Tournament Champion/NCAA Qualifer
% - NCAA Tournament Participant
# - NWIT/WNIT Participant
^ - WBI Participant
x - Ineligible for conference championship

2008-09

East	Sun Belt W-L	Sun Belt Pct	Overall W-L	Overall Pct
Middle Tennessee*!	16-2	.889	26-7	.788
South Alabama	10-8	.556	21-11	.656
Western Kentucky	10-8	.556	16-13	.552
Troy	10-8	.556	16-14	.533
Florida Atlantic	9-9	.500	12-17	.414
FIU	4-14	.222	6-24	.200

West	Sun Belt W-L	Sun Belt Pct	Overall W-L	Overall Pct
UALR*#	16-2	.889	26-7	.788
Arkansas State	**10-8**	**.556**	**16-14**	**.533**
Denver	10-8	.556	16-15	.516
New Orleans	8-10	.444	14-17	.452
UL Monroe	7-11	.389	15-16	.484
North Texas	6-12	.333	11-20	.355
UL Lafayette	0-18	.000	3-27	.100

2009-10

East	Sun Belt W-L	Sun Belt Pct	Overall W-L	Overall Pct
Middle Tennessee*%	17-1	.944	25-6	.806
Western Kentucky#	14-4	.778	21-11	.565
Florida Atlantic	10-8	.556	14-15	.483
FIU	9-9	.500	14-16	.467
South Alabama	9-9	.500	15-16	.484
Troy	5-13	.278	12-17	.414

West	Sun Belt W-L	Sun Belt Pct	Overall W-L	Overall Pct
UALR*!	17-1	.944	27-6	.818
Denver	12-6	.667	18-13	.581
Arkansas State	**7-11**	**.389**	**13-18**	**.419**
North Texas	5-13	.278	9-22	.290
New Orleans	4-14	.222	12-20	.375
UL Monroe	4-14	.222	10-19	.345
UL Lafayette	4-14	.222	9-22	.290

2010-11

East	Sun Belt W-L	Sun Belt Pct	Overall W-L	Overall Pct
Middle Tennessee*%	14-2	.875	23-8	.742
FIU	10-6	.625	16-16	.500
Western Kentucky	9-7	.563	15-17	.469
South Alabama	8-8	.500	17-13	.567
Florida Atlantic	4-12	.250	7-21	.250
Troy	2-14	.124	5-25	.167

West	Sun Belt W-L	Sun Belt Pct	Overall W-L	Overall Pct
UALR*!	14-2	.875	23-8	.742
Denver#	11-5	.688	19-12	.613
UL Monroe	9-7	.563	16-15	.516
Arkansas State	**9-7**	**.563**	**18-14**	**.563**
UL Lafayette	4-12	.250	11-19	.367
North Texas	2-14	.125	5-25	.167

2011-12

East	Sun Belt W-L	Sun Belt Pct	Overall W-L	Overall Pct
Middle Tennessee*%	16-0	.1000	26-7	.788
Florida Atlantic#	11-5	.688	17-13	.567
FIU#	10-6	.625	23-11	.676
South Alabama	9-7	.563	17-13	.567
Western Kentucky	5-11	.313	9-21	.300
Troy	1-15	.063	2-26	.071

West	Sun Belt W-L	Sun Belt Pct	Overall W-L	Overall Pct
UALR*!	12-4	.750	20-13	.606
Denver#	11-5	.688	17-13	.567
North Texas	7-9	.438	15-16	.484
UL Monroe	7-9	.438	9-21	.300
Arkansas State	**6-10**	**.375**	**12-18**	**.400**
UL Lafayette	1-15	.063	7-23	.233

2012-13

East	Sun Belt W-L	Sun Belt Pct	Overall W-L	Overall Pct
Middle Tennessee*!	17-3	.850	25-8	.758
Western Kentucky#	13-7	.650	22-11	.667
FIU#	12-8	.600	19-13	.594
South Alabama	10-10	.500	17-13	.567
Florida Atlantic	9-11	.450	12-17	.414
Troy	3-17	.150	7-24	.226
West	*W-L*	*Pct*	*W-L*	*Pct*
UALR*#	14-6	.700	24-9	.727
Arkansas State	**12-8**	**.600**	**15-15**	**.500**
North Texas	10-10	.500	11-19	.367
UL Monroe	7-13	.350	10-21	.323
UL Lafayette	3-17	.150	10-21	.323

2013-14

	Sun Belt W-L	Sun Belt Pct	Overall W-L	Overall Pct
Arkansas State*#	**14-4**	**.778**	**22-12**	**.647**
Western Kentucky!	13-5	.722	24-9	.727
UALR	12-6	.667	18-12	.600
Texas State	12-6	.667	16-16	.500
Troy	8-10	.444	12-18	.400
Georgia State	8-10	.444	12-19	.387
UL Lafayette	7-11	.389	14-16	.467
UL Monroe	7-11	.389	11-20	.355
South Alabama	6-12	.338	8-20	.286
UT Arlington	3-15	.167	4-25	.138

2014-15

	Sun Belt W-L	Sun Belt Pct	Overall W-L	Overall Pct
UALR*!	18-2	.900	29-5	.853
Arkansas State#	**16-4**	**.800**	**24-11**	**.686**
Troy^	15-5	.750	20-11	.645
UT Arlington	11-9	.550	17-13	.567
Texas State^	11-9	.550	17-15	.531
UL Lafayette^	10-10	.500	23-12	.657
Appalachian St.	9-11	.450	14-16	.467
Georgia State	8-12	.400	13-17	.433
UL Monroe	8-12	.400	12-17	.414
South Alabama	2-18	.100	5-24	.172
Georgia Southern	2-18	.100	5-24	.172

2015-16

	Sun Belt W-L	Sun Belt Pct	Overall W-L	Overall Pct
Arkansas State*#	**19-1**	**.950**	**27-6**	**.818**
Little Rock#	16-4	.800	20-13	.606
UL Lafyette^	13-7	.650	25-10	.714
Troy!	12-8	.600	20-13	.606
South Alabama	11-9	.550	15-15	.500
UT Arlington	10-10	.500	15-16	.484
Texas State	7-13	.350	12-19	.387
Appalachian St.	7-13	.350	10-20	.333
UL Monroe	6-14	.300	12-17	.414
Georgia State	5-15	.250	10-19	.345
Georgia Southern	4-16	.200	7-22	.241

2016-17

	Sun Belt W-L	Sun Belt Pct	Overall W-L	Overall Pct
Little Rock*#	17-1	.944	24-8	.750
UT Arlington#	14-4	.778	22-8	.733
Troy!	12-6	.667	21-10	.677
Louisiana	11-7	.611	20-10	.667
Texas State#	11-7	.611	16-14	.533
Georgia Southern	9-9	.500	13-17	.433
Coastal Carolina	8-10	.444	13-16	.448
Georgia State	8-10	.444	12-18	.400
Appalachian St.	6-12	.333	12-19	.387
South Alabama	5-13	.278	11-20	.355
Arkansas State	**4-14**	**.222**	**7-25**	**.219**
UL Monroe	3-15	.167	6-24	.200

2017-18

	Sun Belt W-L	Sun Belt Pct	Overall W-L	Overall Pct
Little Rock*!	17-1	.944	23-9	.719
Texas State#	14-4	.778	23-9	.719
UT Arlington	12-6	.667	18-12	.600
Troy	12-6	.667	18-13	.581
South Alabama^	11-7	.667	19-12	.613
Coastal Carolina	10-8	.556	17-14	.548
Louisiana	10-8	.556	17-16	.515
Arkansas State	**10-8**	**.556**	**15-15**	**.500**
Appalachian St.	5-13	.278	8-23	.258
Georgia State	4-14	.222	8-22	.267
Georgia Southern	2-16	.111	5-25	.167
UL Monroe	1-17	.056	4-26	.133

2018-19

	Sun Belt W-L	Sun Belt Pct	Overall W-L	Overall Pct
Little Rock*!	15-3	.833	21-11	.656
UT Arlington*#	15-3	.833	24-8	.750
Troy#	13-5	.722	22-9	.710
Georgia State^	11-7	.611	17-14	.548
Appalachian St.^	10-8	.556	22-14	.611
Texas State	9-9	.500	14-17	.452
South Alabama#	9-9	.500	25-11	.694
Coastal Carolina^	8-10	.444	17-15	.531
Arkansas State	**7-11**	**.389**	**12-18**	**.400**
Louisiana	5-13	.278	7-23	.233
ULM	4-14	.222	10-19	.345
Ga. Southern	2-16	.111	7-22	.241

2019-20

	Sun Belt W-L	Sun Belt Pct	Overall W-L	Overall Pct
Troy*	16-2	.889	25-4	.862
Coastal Carolina	15-3	.833	25-4	.862
UT Arlington	14-4	.778	21-11	.656
Louisiana	10-8	.556	19-12	.613
Little Rock	9-9	.500	12-19	.387
South Alabama	9-9	.500	16-16	.500
Arkansas State	**8-10**	**.444**	**11-19**	**.367**
Appalachian State	8-10	.444	11-18	.379
Georgia Southern	7-11	.389	10-19	.345
Texas State	6-12	.333	13-17	.433
Georgia State	5-13	.278	8-21	.276
ULM	1-17	.056	3-26	.103

2020-21

East	Sun Belt W-L	Sun Belt Pct	Overall W-L	Overall Pct
Troy!	15-2	.882	22-6	.786
Georgia State	9-7	.563	13-11	.542
Appalachian State	10-8	.556	15-12	.556
South Alabama	9-9	.500	13-13	.500
Georgia Southern	5-9	.357	11-13	.458
Coastal Carolina	0-13	.000	3-15	.214
West	*W-L*	*Pct*	*W-L*	*Pct*
Louisiana*#	13-1	.929	16-7	.696
UT Arlington	11-4	.733	13-7	.650
Little Rock	9-7	.563	15-11	.577
Texas State	7-8	.467	11-11	.500
Arkansas State	4-10	.286	9-12	.429
ULM	1-15	.063	2-20	.091

2021-22

	Sun Belt W-L	Sun Belt Pct	Overall W-L	Overall Pct
Troy*	13-2	.867	24-9	.727
UT Arlington!	11-4	.733	20-8	.714
Louisiana	9-4	.692	18-7	.720
Appalachian State	8-4	.667	14-12	.538
Little Rock	8-4	.667	17-10	.630
Texas State	9-6	.600	15-14	.517
Georgia Southern	8-6	.571	18-10	.643
Arkansas State	**5-9**	**.357**	**12-16**	**.429**
Coastal Carolina	4-9	.308	15-12	.556
Georgia State	4-9	.308	10-16	.385
South Alabama	2-10	.167	8-18	.308
ULM	0-14	.000	4-25	.138

2022-23

	Sun Belt W-L	Sun Belt Pct	Overall W-L	Overall Pct
James Madison*!	13-5	.722	26-8	.765
Southern Miss*	13-5	.722	21-10	.677
Texas State*#	13-5	.722	23-10	.697
Troy	12-6	.667	17-13	.567
Old Dominion	12-6	.667	22-12	.647
Ga. Southern	12-6	.667	21-10	.677
Louisiana	10-8	.556	16-15	.516
Marshall	9-9	.500	17-14	.548
Coastal Carolina	9-9	.500	14-16	.467
Appalachian State	6-12	.333	11-20	.355
Arkansas State	**6-12**	**.333**	**13-19**	**.406**
Georgia State	5-13	.278	12-21	.364
South Alabama	3-15	.167	7-23	.233
ULM	3-16	.167	7-23	.233

LEGEND
* - Regular Season/Division Champion
! - Tournament Champion/NCAA Qualifer
% - NCAA Tournament Participant
# - NWIT/WNIT Participant
^ - WBI Participant
x - Ineligible for conference championship

ALL-TIME
RECORD AGAINST DIVISION-I CONFERENCES

Records below reflect conference opponents by current affiliation.

AMERICAN (AAC)	47-46
Charlotte	0-4
East Carolina	1-1
Florida Atlantic	7-5
Memphis	2-10
North Texas	19-12
Rice	0-1
South Florida	0-2
SMU	2-2
Tulane	1-2
Tulsa	6-3
UAB	5-0
UTSA	1-0
Wichita State	3-4

AMERICA EAST	2-1
Maine	0-1
New Hampshire	2-0

ATLANTIC COAST (ACC)	2-9
Duke	0-2
Georgia Tech	0-1
Louisville	1-1
North Carolina	0-1
North Carolina State	0-1
Notre Dame	0-1
Pittsburgh	0-1
Virginia	1-1

ATLANTIC-10 (A-10)	9-6
George Mason	1-0
George Washington	1-1
La Salle	0-2
Richmond	0-1
Saint Louis	7-1
VCU	0-1

ATLANTIC SUN (ASUN)	22-10
Austin Peay	8-2
Central Arkansas	12-6
Florida Gulf Coast	1-1
Kennesaw State	1-0
NORTH ALABAMA	**0-1**

BIG 12	21-27
Baylor	1-3
BYU	1-1
Cincinnati	1-0
Iowa State	0-1
Kansas	2-4
Kansas State	4-2
Oklahoma	1-6
Oklahoma State	2-6
TCU	4-1
Texas	0-1
Texas Tech	0-2
UCF	5-0

BIG EAST	5-8
Butler	3-1
Creighton	1-1
DePaul	0-2
Marquette	1-2
St. John's	0-1
Seton Hall	0-1

BIG SOUTH	1-0
Charleston Southern	1-0

BIG SKY	3-1
Eastern Washington	0-1
Northern Arizona	2-0
Weber State	1-0

BIG TEN	3-14
Illinois	1-1
Indiana	0-1
Iowa	0-2
Michigan State	0-2
Minnesota	0-2
Nebraska	2-2
Ohio State	0-1
Purdue	0-2
Wisconsin	0-1

BIG WEST	2-3
Cal Poly	1-0
Hawaii	0-2
UC Irvine	1-0
UC Santa Barbara	0-1

COASTAL (CAA)	1-3
Hampton	1-1
North Carolina A&T	0-1
Stony Brook	0-1

CONFERENCE USA	48-118
Florida International	8-19
LOUISIANA TECH	**3-40**
Middle Tennessee	5-20
New Mexico State	5-5
UTEP	7-3
Western Kentucky	20-31

HORIZON LEAGUE	0-1
Northern Kentucky	0-1

MAAC	1-0
Niagara	1-0

MID-AMERICAN (MAC)	9-3
Ball State	1-0
Kent State	2-1
Miami (Ohio)	0-1
NORTHERN ILLINOIS	**1-0**
Toledo	2-1
Western Michigan	3-0

MEAC	2-0
Coppin State	1-0
Maryland Eastern Shore	1-0

MISSOURI VALLEY	27-28
Belmont	2-2
Evansville	1-1
Illinois State	0-1
Indiana State	2-1
Missouri State	9-10
Murray State	10-9
Northern Iowa	1-2
Southern Illinois	1-1
Valparaiso	1-1

MOUNTAIN WEST	6-2
Boise State	1-0
San Diego State	1-0
San Jose State	1-0
UNLV	2-1
Utah State	1-1

NORTHEAST	2-0
Long Island	2-0

OHIO VALLEY	67-47
LITTLE ROCK	**48-29**
SEMO	5-6
SIUE	3-0
Tennessee State	2-2
Tennessee Tech	3-1
UT MARTIN	**6-9**

PAC 12	4-5
Arizona State	0-1
California	3-1
Colorado	0-1
USC	1-1
Washington	0-1

PATRIOT LEAGUE	1-0
Boston University	1-0

SOUTHEASTERN (SEC)	18-31
Alabama	2-3
ARKANSAS	**3-7**
Florida	1-4
Mississippi State	5-3
Missouri	2-3
Ole Miss	3-8
South Carolina	1-0
Texas A&M	1-3

SOUTHERN (SOCON)	2-1
Chattanooga	1-1
East Tennessee State	1-0

SOUTHLAND	59-36
Lamar	19-15
MCNEESE STATE	**7-6**
New Orleans	27-14
Nicholls State	2-0
Northwestern State	0-1
Texas A&M-Corpus Christi	4-0

SWAC	58-12
Alabama A&M	2-1
Alcorn State	6-1
ARKANSAS-PINE BLUFF	**22-6**
Grambling State	3-1
Jackson State	3-0
Miss. Valley State	18-3
Southern	4-0

SUMMIT LEAGUE	20-16
Denver	11-10
KANSAS CITY	**6-4**
North Dakota State	2-0
Oral Roberts	0-1
SOUTH DAKOTA STATE	**1-1**

SUN BELT	189-110
APPALACHIAN STATE	**8-8**
COASTAL CAROLINA	**5-5**
Georgia Southern	10-4
GEORGIA STATE	**9-3**
JAMES MADISON	**1-1**
LOUISIANA	**53-25**
MARSHALL	**0-2**
OLD DOMINION	**0-1**
SOUTH ALABAMA	**41-16**
SOUTHERN MISS	**2-5**
TEXAS STATE	**10-9**
TROY	**15-14**
ULM	**35-17**

WESTERN ATHLETIC (WAC)	46-21
Abilene Christian	1-3
Stephen F. Austin	3-3
UT Arlington	17-15
UT Rio Grande Valley	25-0

WEST COAST (WCC)	3-3
Loyola Marymount	0-1
Pepperdine	1-0
Portland	1-0
San Francisco	1-1
Santa Clara	0-1

A-State vs Ranked Opponents (11-77)

Date	Rank (AP/USAT)	Opponent	Result
12/1/82	20	at Ole Miss	L 59-104
2/16/84	18	at Northeast Louisiana	L 67-93
1/19/85	4	at Northeast Louisiana	L 66-88
2/14/85	4	Northeast Louisiana	L 66-89
1/11/86	9	Northeast Louisiana	L 63-86
12/11/87	4/4	at Louisiana Tech	L 50-113
1/21/88	-/24	New Orleans	L 56-65
2/11/88	-/24	at New Orleans	L 53-69
1987-88	-/20	vs UNLV	L 65-68
1/22/89	3/3	Louisiana Tech	L 33-66
2/11/89	2/2	at Louisiana Tech	L 46-91
3/10/89	3/3	at Louisiana Tech	L 29-108
1/25/90	1/1	at Louisiana Tech	L 36-106
2/17/90	1/1	Louisiana Tech	L 65-94
1/5/91	18/17	Louisiana Tech	W 76-75
12/3/91	13/13	at Texas	L 50-76
1/26/92	14/16	at Western Kentucky	L 76-93
2/27/92	16/16	Western Kentucky	W 63-53
3/14/92	16/19	at Western Kentucky	L 62-65
12/4/92	8/8	vs Stephen F. Austin	L 58-78
12/9/92	9/8	Ole Miss	W 62-61
1/30/93	12/12	Louisiana Tech	L 53-54
2/14/93	10/9	at Louisiana Tech	L 66-72
2/21/93	19/20	at Western Kentucky	L 67-77
3/2/93	23/22	at Oklahoma State	W 71-63
3/6/93	16/17	Western Kentucky	L 63-72
3/12/93	16/16	vs Western Kentucky	L 70-73
1/20/94	14/13	at Louisiana Tech	L 65-77
2/5/94	13/12	Louisiana Tech	L 65-77
2/20/94	23/23	at Western Kentucky	L 53-72
3/6/94	23/24	Western Kentucky	W 91-76
11/17/94	9/11	at Texas Tech	L 51-79
12/6/94	19/21	at Ole Miss	L 60-81
12/10/94	18/19	at George Washington	L 59-67
12/30/94	23/23	vs Texas A&M	W 85-80
12/31/94	16/18	vs Ole Miss	L 52-62
1/14/95	3/3	Louisiana Tech	L 53-64
1/26/95	8/8	at Louisiana Tech	L 60-89
1/28/95	6/6	Western Kentucky	L 56-73
2/26/95	11/8	at Western Kentucky	L 57-85
3/9/95	4/5	at Louisiana Tech	L 51-72
1/6/96	1/1	Louisiana Tech	L 43-78
3/2/96	1/1	at Louisiana Tech	L 68-98
12/7/96	25/24	at Stephen F. Austin	L 72-96
2/4/97	4/4	Louisiana Tech	L 59-80
11/22/97	7/7	at Louisiana Tech	L 55-100
2/27/97	24/-	at Western Kentucky	L 59-74
3/7/97	22/-	at Western Kentucky	L 61-76
1/2/98	19/19	at Western Kentucky	L 90-104
1/10/98	4/4	Louisiana Tech	L 67-71
1/22/98	16/17	Western Kentucky	W 70-66
2/21/98	4/4	at Louisiana Tech	L 63-89
3/6/98	15/19	vs Western Kentucky	L 88-103
11/14/98	22/20	at Florida	L 65-75
11/22/98	8/14	Virginia	W 86-77
12/1/98	19/16	Kansas	W 65-61
1/14/99	5/5	at Louisiana Tech	L 48-94
2/14/99	3/3	Louisiana Tech	L 63-79
3/5/99	3/3	Louisiana Tech	L 67-114
12/28/99	20/21	at Kansas	W 72-70
2/13/00	22/21	at Virginia	L 55-57
2/15/00	4/4	at Louisiana Tech	L 59-95
2/20/00	4/4	Louisiana Tech	L 69-82
3/10/00	4/3	vs Louisiana Tech	L 81-92
12/17/00	7/5	vs Duke	L 45-69
12/31/00	9/9	Louisiana Tech	L 59-62
1/13/01	8/8	at Louisiana Tech	L 62-82
12/22/01	11/10	at Louisiana Tech	L 54-78

A-State vs Ranked Opponents (cont.)

Date	Rank (AP/USAT)	Opponent	Result
11/25/02	15/14	Louisiana Tech	L 54-72
11/19/04	14/16	at Minnesota	L 45-82
11/28/04	23/21	at Louisiana Tech	L 50-67
12/5/04	23/22	TCU	W 68-64
12/18/04	12/12	vs Texas Tech	L 53-87
11/26/05	1/2	at Duke	L 56-110
11/29/05	22/23	at Purdue	L 58-95
12/17/05	13/14	vs Notre Dame	L 54-77
12/18/05	23/NR	vs N.C. State	L 59-80
11/24/06	10/10	Purdue	L 61-67
12/3/06	16/16	at California	L 62-81
12/2/07	9/9	at Oklahoma	L 36-93
12/7/08	6/7	Oklahoma	L 57-87
11/13/10	22/25	vs Iowa	L 47-50
11/22/10	20/23	St. John's	L 48-60
11/28/13	11/12	vs North Carolina	L 60-93
12/11/16	22/22	South Florida	L 59-78
11/17/17	22/22	at South Forida	L 55-98
11/23/18	20/20	at Texas A&M	L 56-97
11/22/19	19/20	at DePaul	L 64-109
12/18/19	7/5	at Baylor	L 43-111
11/22/22	RV/22	Oklahoma	L 70-95
12/11/22	21/22	at Arkansas	L 63-77

A-State in Overtime Games (21-10 since 2000-01)

Date	Opponent	# OT	Result
11/24/00	at McNeese State	1	W 79-74
12/7/01	Ole Miss	4	W 86-81
2/28/02	at New Orleans	1	L 47-51
1/6/03	Belmont	1	W 63-62
1/30/03	New Orleans	1	W 69-63
1/29/04	at Arkansas-Little Rock	1	W 86-79
3/6/04	vs. New Mexico State	2	L 65-71
1/8/05	at FIU	1	W 85-74
12/16/06	at Louisiana-Lafayette	1	W 65-58
1/23/08	FIU	1	W 72-64
12/2/08	at Indiana State	1	W 76-68
11/16/09	at Kansas State	1	W 80-79
12/5/09	at Northern Arizona	1	W 65-62
12/15/09	UT Arlington	1	W 67-60
2/10/10	at Western Kentucky	1	L 78-83
11/24/10	at UT Arlington	1	W 59-55
11/26/10	at SMU	2	L 80-86
1/2/11	Western Kentucky	1	L 74-75
1/22/11	at North Texas	1	W 62-59
2/19/11	at Troy	1	W 83-69
1/7/12	North Texas	1	W 70-64
2/5/14	Western Kentucky	1	W 78-75
1/8/15	at UT Arlington	1	W 80-77
2/4/17	Appalachian State	1	L 72-81
11/17/18	at UT Martin	1	L 91-97
1/9/20	Georgia State	1	W 70-68
1/22/21	Louisiana	1	L 65-67
2/13/21	at Little Rock	1	L 56-60
11/26/22	Kansas City	1	W 79-68
1/21/23	at Louisiana	1	L 48-49
3/1/23	vs Georgia Southern	1	W 81-76

1. SONJA TATE • 2,312 POINTS • GUARD 5-6 • WEST MEMPHIS, ARK.

YEAR	GP	FG-FGA	PCT	3FG-FGA	PCT	FT-FTA	PCT	REBS	AVG	PTS	AVG
1989-90	26	157-399	.394	13-29	.448	77-115	.670	200	7.7	404	15.5
1990-91	28	192-433	.390	37-144	.257	80-141	.567	233	8.3	501	17.9
1991-92	32	214-479	.447	38-94	.404	121-181	.669	246	7.7	587	18.3
1992-93	33	282-670	.421	95-263	.361	161-257	.626	327	9.9	820	24.8
TOTALS	**119**	**845-1981**	**.427**	**183-530**	**.345**	**439-694**	**.633**	**1,006**	**8.5**	**2,312**	**19.4**

2. SHYLA TUCKER • 1,989 POINTS • GUARD • 5-3 • FREDERICKTOWN, MO.

YEAR	GP	FG-FGA	PCT	3FG-FGA	PCT	FT-FTA	PCT	REBS	AVG	PTS	AVG
1990-91	28	139-318	.437	13-51	.255	70-110	.636	212	7.6	361	12.9
1991-92	32	154-389	.396	15-75	.200	94-130	.723	217	6.8	417	13.0
1992-93	33	218-507	.430	36-122	.295	119-188	.633	191	5.8	591	17.9
1993-94	31	221-505	.438	17-58	.293	161-260	.619	287	9.3	620	20.0
TOTALS	**124**	**732-1719**	**.426**	**81-306**	**.265**	**444-688**	**.645**	**907**	**7.3**	**1,989**	**16.0**

3. ADRIANNE DAVIE • 1,978 POINTS • CENTER • 6-3 • LITTLE ROCK, ARK.

YEAR	GP	FG-FGA	PCT	3FG-FGA	PCT	FT-FTA	PCT	REBS	AVG	PTS	AVG
2003-04	29	115-227	.507	0-2	.000	107-163	.656	238	8.2	337	11.6
2004-05	32	165-350	.471	12-41	.293	131-172	.762	326	10.2	473	14.8
2005-06	30	164-354	.463	8-49	.163	125-177	.706	294	9.8	461	15.4
2006-07	34	265-512	.518	17-46	.370	160-204	.784	289	8.5	707	20.8
TOTALS	**125**	**709-1448**	**.491**	**37-138**	**.268**	**523-716**	**.730**	**1,147**	**9.2**	**1,978**	**15.8**

4. AUNDREA GAMBLE • 1,932 POINTS • GUARD • 5-9 • MCKINNEY, TEXAS

YEAR	GP	FG-FGA	PCT	3FG-FGA	PCT	FT-FTA	PCT	REBS	AVG	PTS	AVG
2013-14	34	218-439	.497	41-115	.357	164-215	.763	222	6.5	641	18.9
2014-15	35	238-515	.462	33-110	.300	162-207	.783	186	5.3	671	19.2
2015-16	33	233-452	.515	37-107	.346	117-140	.836	157	4.8	620	18.8
TOTALS	**102**	**689-1406**	**.490**	**111-332**	**.334**	**443-562**	**.788**	**565**	**5.5**	**1,932**	**18.9**

5. JULIE HAGOOD • 1,840 POINTS • GUARD • 5-9 • POCAHONTAS, ARK.

YEAR	GP	FG-FGA	PCT	3FG-FGA	PCT	FT-FTA	PCT	REBS	AVG	PTS	AVG
1996-97	28	120-267	.449	28-76	.368	50-65	.769	111	4.0	318	11.4
1997-98	30	162-389	.416	52-130	.400	97-119	.815	127	4.2	473	15.8
1998-99	31	177-405	.833	49-113	.434	120-144	.833	120	3.9	523	16.9
1999-00	30	187-439	.426	60-167	.359	92-109	.844	126	4.2	526	17.5
TOTALS	**119**	**646-1500**	**.431**	**189-486**	**.389**	**359-437**	**.823**	**484**	**4.1**	**1,840**	**15.5**

6. RUDY SIMS • 1,664 POINTS • GUARD • 5-7 • MEMPHIS, TENN.

YEAR	GP	FG-FGA	PCT	3FG-FGA	PCT	FT-FTA	PCT	REBS	AVG	PTS	AVG
2003-04	29	121-259	.467	17-51	.333	89-115	.774	67	2.3	348	12.0
2004-05	32	135-290	.466	38-92	.413	64-89	.719	82	2.6	372	11.6
2005-06	30	148-335	.442	50-144	.347	75-108	.694	123	4.1	421	14.0
2006-07	34	192-455	.422	54-155	.348	85-114	.746	178	5.2	523	15.4
TOTALS	**125**	**596-1339**	**.445**	**159-442**	**.360**	**313-426**	**.735**	**450**	**2.6**	**1,664**	**13.3**

7. KEESHIA EVANS • 1,538 POINTS • GUARD • 5-8 • LOUISVILLE, KY.

YEAR	GP	FG-FGA	PCT	3FG-FGA	PCT	FT-FTA	PCT	REBS	AVG	PTS	AVG
1997-98	30	118-263	.449	25-66	.379	34-51	.667	120	4.0	295	9.8
1998-99	32	150-368	.408	18-63	.286	52-68	.765	177	5.5	370	11.6
1999-00	30	172-430	.400	25-70	.357	64-77	.831	185	6.2	433	14.4
2000-01	28	158-425	.372	45-123	.366	79-95	.832	142	5.1	440	15.7
TOTALS	**120**	**598-1486**	**.402**	**113-322**	**.351**	**229-291**	**.787**	**624**	**5.2**	**1,538**	**12.8**

8. JANE MORRILL • 1,529 POINTS • FORWARD • 6-1 • SCOTT CITY, MO.

YEAR	GP	FG-FGA	PCT	3FG-FGA	PCT	FT-FTA	PCT	REBS	AVG	PTS	AVG
2010-11	32	74-171	.433	7-17	.412	41-54	.759	97	3.0	196	6.1
2011-12	30	187-393	.476	12-44	.273	100-114	.877	164	5.5	486	16.2
2012-13	30	166-324	.512	20-56	.357	78-93	.839	161	5.4	430	14.3
2013-14	34	165-361	.457	27-74	.365	60-87	.690	127	3.7	417	12.3
TOTALS	**126**	**592-1249**	**.474**	**66-191**	**.346**	**279-348**	**.802**	**549**	**4.4**	**1,529**	**12.1**

1,000-POINT CLUB MEMBERS

9. DANIELLE FEATHERSTON • 1,391 POINTS • GUARD • 5-6 • GLENWOOD, ARK.

YEAR	GP	FG-FGA	PCT	3FG-FGA	PCT	FT-FTA	PCT	REBS	AVG	PTS	AVG
1992-93	33	62-175	.354	46-117	.393	38-58	.655	49	1.5	208	6.3
1993-94	31	111-317	.350	58-179	.324	99-121	.818	81	2.6	379	12.2
1994-95	29	114-358	.318	58-193	.301	98-130	.754	96	3.3	384	13.2
1995-96	27	134-357	.375	76-210	.362	76-101	.753	104	3.9	420	15.6
TOTALS	**120**	**391-1207**	**.324**	**238-699**	**.340**	**311-410**	**.759**	**330**	**2.8**	**1,391**	**11.6**

10. CHARLOTTE FIELDS • 1,323 POINTS • CENTER • 6-1 • FORREST CITY, ARK.

YEAR	GP	FG-FGA	PCT	3FG-FGA	PCT	FT-FTA	PCT	REBS	AVG	PTS	AVG
1983-84	26	130-247	.526	--	--	50-68	.735	233	8.6	310	11.9
1984-85	24	149-294	.507	--	--	77-113	.681	185	7.7	375	15.6
1985-86	7	41-84	.488	--	--	38-45	.845	55	7.9	120	17.1
1986-87	31	204-425	.480	0-0	.000	110-177	.622	244	7.9	518	16.7
TOTALS	**88**	**524-1050**	**.499**	**0-0**	**.000**	**275-403**	**.682**	**717**	**8.1**	**1,323**	**15.0**

11. SHAY SCOTT • 1,320 POINTS • FORWARD • 6-2 • LITTLE ROCK, ARK.

YEAR	GP	FG-FGA	PCT	3FG-FGA	PCT	FT-FTA	PCT	REBS	AVG	PTS	AVG
2007-08	32	119-283	.420	0-0	.000	59-116	.509	240	7.5	297	9.3
2008-09	30	111-246	.451	0-0	.000	60-112	.536	200	6.7	282	9.4
2009-10	31	150-318	.472	0-1	.000	84-140	.600	227	7.3	384	12.4
2010-11	32	141-321	.439	0-0	.000	75-145	.517	291	9.1	357	11.2
TOTALS	**125**	**521-1168**	**.446**	**0-1**	**.000**	**278-513**	**.542**	**958**	**7.7**	**1,320**	**10.6**

12. SUE JAYROE • 1,304 POINTS • FORWARD • 6-0 • PALESTINE, ARK.

YEAR	GP	FG-FGA	PCT	3FG-FGA	PCT	FT-FTA	PCT	REBS	AVG	PTS	AVG
1976-77	Records Incomplete										
1977-78	Records Incomplete										
1978-79	Records Incomplete										
1979-80	Records Incomplete										
TOTALS	**--**	**--**	**--**	**--**	**--**	**--**	**--**	**1,055**	**--**	**1,304**	**--**

13. NeNe HURST • 1,262 POINTS • GUARD • 5-10 • ST. LOUIS, MO.

YEAR	GP	FG-FGA	PCT	3FG-FGA	PCT	FT-FTA	PCT	REBS	AVG	PTS	AVG
2008-09	30	95-238	.399	32-92	.348	45-68	.662	115	3.8	267	8.9
2009-10	30	131-351	.373	32-114	.281	58-73	.795	148	4.9	352	11.7
2010-11	32	145-445	.326	25-123	.203	63-95	.663	194	6.1	378	11.8
2011-12	23	108-255	.424	20-78	.256	29-44	.659	123	5.3	265	11.5
TOTALS	**115**	**479-1289**	**.372**	**109-407**	**.268**	**195-280**	**.696**	**580**	**5.0**	**1,262**	**11.0**

14. BETH PENN • 1,223 POINTS • GUARD • 5-9 • GOSNELL, ARK.

YEAR	GP	FG-FGA	PCT	3FG-FGA	PCT	FT-FTA	PCT	REBS	AVG	PTS	AVG
1983-84	26	101-250	.404	--	--	50-77	.649	90	3.5	252	9.7
1984-85	24	83-198	.419	--	--	56-84	.667	87	3.6	222	9.3
1985-86	25	166-351	.473	--	--	88-122	.721	99	4.0	420	16.8
1986-87	27	120-281	.427	2-3	.667	87-107	.813	85	3.2	329	12.2
TOTALS	**102**	**470-1080**	**.435**	**2-3**	**.667**	**281-390**	**.721**	**361**	**3.5**	**1,223**	**12.0**

15. JIREH WASHINGTON • 1,171 POINTS • GUARD • 5-9 • MEMPHIS, TENN.

YEAR	GP	FG-FGA	PCT	3FG-FGA	PCT	FT-FTA	PCT	AST	AVG	PTS	AVG
2018-19	30	113-246	.459	8-33	.242	79-123	.642	95	3.2	313	10.4
2019-20	30	139-326	.426	14-56	.250	97-148	.655	111	3.7	389	13.0
2020-21	11	49-92	.500	7-22	.318	26-39	.667	30	2.7	125	11.4
2021-22	24	118-243	.486	26-69	.377	82-114	.719	76	3.2	344	14.3
TOTALS	**95**	**416-907**	**.459**	**55-180**	**.306**	**284-424**	**.670**	**312**	**3.3**	**1,171**	**12.3**

16. EVA BREHE • 1,163 POINTS • CENTER • 6-3 • BAY, MO.

YEAR	GP	FG-FGA	PCT	3FG-FGA	PCT	FT-FTA	PCT	REBS	AVG	PTS	AVG
1985-86	25	78-156	.500	--	--	45-61	.738	119	4.8	201	8.0
1986-87	27	68-151	.450	0-0	.000	74-106	.698	153	5.7	210	7.8
1987-88	30	138-237	.582	0-0	.000	78-119	.656	226	7.5	354	11.8
1988-89	27	140-250	.560	0-0	.000	118-158	.747	218	8.1	398	14.7
TOTALS	**109**	**424-794**	**.534**	**0-0**	**.000**	**315-444**	**.710**	**716**	**6.6**	**1,163**	**10.7**

17. MICHELLE HORTON • 1,152 POINTS • CENTER • 6-0 • TURRELL, ARK.

YEAR	GP	FG-FGA	PCT	3FG-FGA	PCT	FT-FTA	PCT	REBS	AVG	PTS	AVG
1981-82	23	125-217	.576	--	--	58-98	.611	169	7.3	301	13.4
1982-83	23	86-188	.457	--	--	53-93	.570	159	6.9	232	10.1
1983-84	26	118-234	.463	--	--	61-92	.663	171	6.6	297	11.4
1984-85	25	113-240	.471	--	--	96-133	.722	146	5.8	322	12.9
TOTALS	**97**	**442-879**	**.503**	**--**	**--**	**268-416**	**.644**	**645**	**6.6**	**1,152**	**11.9**

18. NICOLE WILKETT • 1,139 POINTS • CENTER • 6-0 • SULPHUR ROCK, ARK.

YEAR	GP	FG-FGA	PCT	3FG-FGA	PCT	FT-FTA	PCT	REBS	AVG	PTS	AVG
1990-91	28	166-346	.480	0-4	.000	127-186	.683	141	5.0	459	16.4
1991-92	32	241-511	.472	3-11	.273	195-306	.637	202	6.3	680	21.3
TOTALS	**60**	**407-857**	**.475**	**3-15**	**.200**	**322-492**	**.654**	**343**	**5.7**	**1,139**	**19.0**

19. PEYTON MARTIN • 1,109 POINTS • FORWARD • 5-11 • PINE BLUFF, ARK.

YEAR	GP	FG-FGA	PCT	3FG-FGA	PCT	FT-FTA	PCT	REBS	AVG	PTS	AVG
2017-18	18	37-96	.385	0-6	.000	36-52	.692	75	4.2	110	6.1
2018-19	30	151-341	.443	0-1	.000	110-166	.663	189	6.3	412	13.7
2019-20	28	130-277	.469	2-17	.118	89-137	.650	162	5.8	351	12.5
2020-21	21	97-213	.455	1-5	.200	41-59	.695	132	6.3	236	11.2
TOTALS	**97**	**415-927**	**.448**	**3-29**	**.103**	**276-414**	**.667**	**558**	**5.8**	**1,109**	**11.4**

20. MORGAN WALLACE • 1,104 POINTS • GUARD • 5-10 • LITTLE ROCK, ARK.

YEAR	GP	FG-FGA	PCT	3FG-FGA	PCT	FT-FTA	PCT	REBS	AVG	PTS	AVG
2017-18	20	42-102	.412	5-17	.294	44-70	.629	71	3.6	133	6.7
2018-19	26	58-159	.365	8-31	.258	76-120	.633	139	5.3	200	7.7
2019-20	29	101-249	.406	16-64	.250	99-137	.723	239	8.2	317	10.9
2020-21	18	51-143	.357	13-48	.271	50-67	.746	131	7.3	165	9.2
2021-22	28	88-219	.402	20-68	.294	93-113	.823	222	7.9	289	10.3
TOTALS	**121**	**340-872**	**.390**	**62-228**	**.272**	**362-507**	**.714**	**802**	**6.6**	**1,104**	**9.1**

21. EBONIE JEFFERSON • 1,096 POINTS • GUARD • 5-9 • LAUREL, MISS.

YEAR	GP	FG-FGA	PCT	3FG-FGA	PCT	FT-FTA	PCT	REBS	AVG	PTS	AVG
2006-07	19	6-17	.353	1-4	.250	7-16	.438	11	0.6	20	1.1
2007-08	21	106-277	.383	12-47	.255	48-99	.485	146	4.7	272	8.8
2008-09	29	125-268	.466	0-2	.000	93-148	.628	106	3.7	343	11.8
2009-10	31	158-398	.397	0-3	.000	134-213	.681	179	5.8	461	14.9
TOTALS	**110**	**395-960**	**.411**	**13-56**	**.232**	**293-476**	**.616**	**442**	**4.0**	**1,096**	**10.0**

22. ZENIA HAYES • 1,074 POINTS • FORWARD • 6-0 • ARLINGTON, TENN.

YEAR	GP	FG-FGA	PCT	3FG-FGA	PCT	FT-FTA	PCT	REBS	AVG	PTS	AVG
1986-87	26	56-135	.415	0-0	.000	21-38	.553	76	2.9	133	5.1
1987-88	30	91-221	.412	0-3	.000	57-66	.864	147	4.9	239	8.0
1988-89	25	117-303	.386	1-7	.143	62-86	.721	163	6.5	297	11.9
1989-90	26	162-400	.405	0-2	.000	81-108	.750	207	8.0	405	15.6
TOTALS	**107**	**426-1059**	**.402**	**1-12**	**.083**	**212-298**	**.711**	**593**	**5.5**	**1,074**	**10.0**

23. AMBER ABRAHAM • 1,033 POINTS • GUARD • 5-10 • MOORHEAD, MINN.

YEAR	GP	FG-FGA	PCT	3FG-FGA	PCT	FT-FTA	PCT	REBS	AVG	PTS	AVG
2001-02	28	93-215	.433	51-137	.372	10-21	.476	122	4.4	247	8.8
2002-03	30	99-243	.407	71-170	.418	30-44	.682	120	4.0	299	10.0
2003-04	15	66-156	.423	42-101	.416	10-20	.500	50	3.3	184	12.3
2004-05	6	8-22	.364	7-18	.389	0-0	.000	8	1.3	23	3.8
2005-06	30	97-232	.418	71-179	.397	15-28	.536	91	3.0	280	9.3
TOTALS	**109**	**363-868**	**.418**	**242-605**	**.400**	**65-113**	**.575**	**391**	**3.6**	**1,033**	**9.5**

1,000-POINT CLUB MEMBERS

24. ALI CARTER • 1,030 POINTS • GUARD • 5-10 • POCAHONTAS, ARK.

YEAR	GP	FG-FGA	PCT	3FG-FGA	PCT	FT-FTA	PCT	REBS	AVG	PTS	AVG
2002-03	26	16-39	.410	5-15	.333	8-10	.800	30	1.2	45	1.7
2003-04	29	86-244	.352	46-126	.365	74-90	.822	93	3.2	292	10.1
2004-05	31	132-319	.414	53-156	.340	114-131	.870	125	4.0	431	13.9
2006-07	23	82-233	.352	45-149	.302	53-83	.639	110	3.2	262	7.7
TOTALS	**120**	**316-835**	**.378**	**149-446**	**.334**	**249-314**	**.793**	**358**	**3.0**	**1,030**	**8.6**



25. KHADIJA BROWN-HAYWOOD • 1,028 POINTS • FORWARD • 5-11 • CENTRALIA, ILL.

YEAR	GP	FG-FGA	PCT	3FG-FGA	PCT	FT-FTA	PCT	REBS	AVG	PTS	AVG
2012-13	18	8-21	.381	3-12	.250	0-0	.000	20	1.1	19	1.1
2013-14	29	10-49	.204	5-32	.156	8-13	.615	32	1.1	33	1.1
2014-15	25	157-335	.469	30-96	.313	57-71	.803	207	5.9	401	11.5
2015-16	33	225-470	.479	66-174	.379	59-81	.728	310	9.4	575	17.4
TOTALS	**115**	**400-875**	**.457**	**104-314**	**.331**	**124-165**	**.752**	**569**	**4.9**	**1,028**	**8.9**

26. QUINTELLA JACKSON • 1,025 POINTS • GUARD • 5-9 • EAST, MO.

YEAR	GP	FG-FGA	PCT	3FG-FGA	PCT	FT-FTA	PCT	REBS	AVG	PTS	AVG
1983-84	26	105-227	.463	--	--	67-121	.554	163	6.3	277	10.7
1984-85	14	56-123	.455	--	--	51-87	.638	101	7.2	163	11.6
1985-86	17	33-72	.458	--	--	34-55	.618	75	4.4	100	5.9
1986-87	27	173-335	.487	0-1	.000	139-215	.647	251	9.3	485	18.0
TOTALS	**84**	**367-757**	**.485**	**0-1**	**.000**	**291-478**	**.609**	**590**	**7.0**	**1,025**	**12.2**

INDIVIDUAL

CAREER

POINTS		NO.	YEARS
1.	Sonja Tate	2,312	1990-93
2.	Shyla Tucker	1,989	1991-94
3.	Adrianne Davie	1,978	2004-07
4.	Aundrea Gamble	1,932	2014-16
5.	Julie Hagood	1,840	1997-00
6.	Rudy Sims	1,664	2004-07
7.	Keeshia Evans	1,538	1998-01
8.	Jane Morrill	1,529	2011-14
9.	Danielle Featherston	1,391	1993-96
10.	Charlotte Fields	1,323	1991-94

SCORING AVERAGE		AVG.	YEARS
1.	Sonja Tate	19.4	1990-93
2.	Nicole Wilkett	19.0	1991-92
3.	Aundrea Gamble	18.9	2014-16
4.	Shyla Tucker	16.0	1991-94
5.	Adrianne Davie	15.8	2004-07
6.	Julie Hagood	15.5	1997-00
7	Charlotte Fields	15.0	1991-94
8.	Rudy Sims	13.3	2004-07
9.	Keeshia Evans	12.8	1998-01
10.	Jireh Washington	12.3	2018-22

SEASON

POINTS		NO.	YEAR
1.	Sonja Tate	820	1992-93
2.	Adrianne Davie	707	2006-07
3.	Nicole Wilkett	680	1991-92
4.	Aundrea Gamble	671	2014-15
5.	Aundrea Gamble	641	2013-14
6.	Aundrea Gamble	620	2015-16
	Shyla Tucker	620	1993-94
8.	Shyla Tucker	591	1992-93
9.	Khadija Brown-Haywood	575	2015-16
10.	Sonja Tate	587	1991-92

SCORING AVERAGE		AVG.	YEAR
1.	Sonja Tate	24.8	1992-93
2.	Nicole Wilkett	21.3	1991-92
3.	Adrianne Davie	20.8	2006-07
4.	Aundrea Gamble	19.2	2014-15
5.	Aundrea Gamble	18.9	2013-14
6.	Aundrea Gamble	18.8	2015-16
7.	Sonja Tate	18.3	1991-92
8.	Quintella Jackson	18.0	1986-87
9.	Charlotte Fields	17.9	1992-93
	Shyla Tucker	17.9	1992-93
	Sonja Tate	17.9	1991-92

YEAR-BY-YEAR SCORING LEADERS

YEAR	NAME	PTS	AVG
1974-75	Marie Wilford	146	14.6
1975-76	Karla Birmingham	314	13.7
1976-77	Karla Birmingham	262	13.1
1977-78	Karen Carlew	397	15.9
1978-79	Sue Jayroe	350	12.1
1979-80	Sue Jayroe	361	12.4
1980-81	Dina DiCicco	351	11.0
1981-82	Linda Allison	347	15.1
1982-83	Dena Hodge	272	11.8
1983-84	Linda Allison	372	14.3
1984-85	Charlotte Fields	375	15.6
1985-86	Beth Penn	420	16.8
1986-87	Quintella Jackson	485	18.0
1987-88	Charlotte Fields	518	16.7
1988-89	Eva Brehe	398	14.7
1989-90	Zennia Hayes	405	15.6
1990-91	Sonja Tate	501	17.9
1991-92	Nicole Wilkett	680	21.3
1992-93	Sonja Tate	820	24.8
1993-94	Shyla Tucker	620	20.0
1994-95	Evetta Crawford	519	17.3
1995-96	Danielle Featherston	420	15.6
1996-97	Amy Towne	405	14.5
1997-98	Amy Towne	493	16.4
1998-99	Julie Hagood	523	16.9
1999-00	Julie Hagood	526	17.5
2000-01	Keeshia Evans	440	15.7
2001-02	Rae Anne Smith	418	14.9
2002-03	Casie Lowman	364	12.1
2003-04	Rudy Sims	348	12.0
2004-05	Adrianne Davie	473	14.8
2005-06	Adrianne Davie	461	15.4
2006-07	Adrianne Davie	707	20.8
2007-08	Veronica Smith	308	9.6
2008-09	Ebonie Jefferson	343	11.8
2009-10	Ebonie Jefferson	461	14.9
2010-11	NeNe Hurst	378	11.8
2011-12	Jane Morrill	486	16.2
2012-13	Jane Morrill	430	14.3
2013-14	Aundrea Gamble	641	18.9
2014-15	Aundrea Gamble	671	19.2
2015-16	Aundrea Gamble	620	18.8
2016-17	Jada Ford	257	12.9
2017-18	Akasha Westbrook	388	13.4
2018-19	Peyton Martin	412	13.7
2019-20	Jireh Washington	389	13.0
2020-21	Jada Stinson	265	12.6
2021-22	Jireh Washington	344	14.3
2022-23	Izzy Higginbottom	465	16.0

TEAM

SEASON

POINTS		NO.	GAMES
1.	2013-14	2,487	34
2.	2014-15	2,485	34
3.	2015-16	2,475	33
4.	1997-98	2,438	30
5.	1998-99	2,361	33

SCORING AVERAGE		AVG.	GAMES
1.	1997-98	81.3	30
2.	2021-22	77.6	28
3.	1986-87	76.4	27
4.	1996-97	76.0	28
5.	2015-16	75.0	33
6.	1998-99	73.8	32

GAME

POINTS SCORED		NO.	DATE
1.	Lamar	124	2-12-98
2.	Morris Brown	111	12-2-02
3.	UAPB	110	12-19-97
	New Orleans	110	1-23-97
	UMKC	110	2-8-88
6.	UL Monroe	107	3-4-14
	UT Pan American	107	1-17-98
	Lamar	107	1-9-97
9.	South Alabama	106	1-30-92

MARGIN OF VICTORY		NO.	DATE
1.	UAPB (110-41)	69	12-19-97
2.	Lamar (124-56)	68	2-12-98
3.	Miss. Valley St. (101-35)	66	12-1-00
	UTPA (107-41)	66	1-17-98
5.	Morris Brown (111-48)	63	12-2-02
6.	UAPB (98-41)	57	12-21-00

FEWEST POINTS SCORED		NO.	DATE
1.	at Louisiana Tech	29	2-11-99
2.	vs Louisiana Tech	33	1-22-89
3.	vs Toledo	34	1-9-12
4.	at Southern Miss	36	1-12-23
	at UALR	36	1-29-11
	at Oklahoma	36	12-2-07
	at Louisiana Tech	36	1-25-90
8.	vs Arkansas	37	1978-79

MARGIN OF DEFEAT		NO.	DATE
1.	at La. Tech (108-29)	79	2-11-89
2.	at La. Tech (106-36)	70	1-25-90
3.	at Baylor (111-43)	68	12-18-19
4.	at Memphis (114-49)	65	1974-75
5.	at La. Tech (113-50)	53	12-11-87

OPPONENT RECORDS

TEAM

POINTS SCORED		NO.	DATE
1.	at Louisiana Tech	114	1998-99
2.	at Baylor	111	2019-20
3.	at DePaul	109	2019-20

SCORING RECORDS

TOP INDIVIDUAL GAMES

POINTS	PLAYER	OPPONENT	DATE
50	Sonja Tate	at Southwest Louisiana	2-13-93
44	Sonja Tate	at UT Pan American	1-18-93
42	Sonja Tate	at Western Kentucky	2-21-93
42	Sonja Tate	at UT Pan American	1-24-91
40	Sonja Tate	vs Marquette	3-26-93
38	Adrianne Davie	vs UL Monroe	2-17-07
37	Shyla Tucker	vs South Alabama	1-15-94
36	Sonja Tate	vs Mississippi Valley State	12-7-90
36	Vicki Romine	vs UMKC	2-8-88
35	Evetta Crawford	vs Ole Miss	12-6-94
35	Sonja Tate	vs Murray State	12-7-91
34	Adrianne Davie	at South Alabama	2-11-07
34	Shyla Tucker	at Alcorn State	2-25-93
34	Marie Wilford	Miss. County All-Stars	1974-75
33	Aundrea Gamble	at UT Arlington	1-10-15
33	Sonja Tate	at Louisiana Tech	2-15-93
33	Eva Brehe	at Mississippi College	3-4-89
33	Zennia Hayes	vs UT Arlington	12-9-88
32	Adrianne Davie	vs South Alabama	12-29-06
32	Rudy Sims	at Western Kentucky	2-19-06
32	Julie Hagood	vs Louisiana Tech	3-10-00
32	Julie Hagood	at New Orleans	2-9-99
32	Danielle Featherston	vs Lamar	2-17-96
31	Khadija Brown-Haywood	at Appalachian State	3-5-16
31	Aundrea Gamble	at Georgia State	2-20-16
31	Aundrea Gamble	at Georgia Southern	2-12-15
31	Jane Morrill	vs UT Martin	1-10-12
31	Jane Morrill	vs Texas A&M CC	11-20-11
31	Adrianne Davie	vs South Dakota State	11-30-06
31	Sonja Tate	vs UT Pan American	1-9-93
31	Sonja Tate	vs UAB	12-30-92
31	Nicole Wilkett	vs Boston University	2-25-91
31	Charlotte Fields	at Lamar	1-28-88
31	Quintella Jackson	vs North Texas St.	1-19-87
31	Vicki Romine	vs UTEP	12-6-86
30	Jireh Washington	vs Coastal Carolina	3-2-22
30	Keya Patton	vs ULM	1-8-22
30	Jada Ford	vs Northern Kentucky	12-20-16
30	Khadija Brown-Haywood	at Georgia Southern	2-18-16
30	Aundrea Gamble	at UL Lafayette	2-11-16
30	Aundrea Gamble	at Colorado	11-22-14
30	Aundrea Gamble	vs UL Monroe	3-5-14
30	Aundrea Gamble	vs UT Martin	11-19-13
30	Aundrea Gamble	vs Missouri State	11-11-13
30	Amber Abraham	at Morris Brown	12-2-02
30	Keeshia Evans	vs Lamar	2-12-98
30	Shundra Smith	vs Southwestern La.	2-15-96
30	Danielle Featherston	vs Western Kentucky	1-15-96
30	LaTanya Jones	vs Missouri-St. Louis	12-2-95
30	Shyla Tucker	vs Stephen F. Austin	12-4-92
30	Sonja Tate	vs Portland	12-6-92
30	Shyla Tucker	vs Southern	12-19-92
30	Sonja Tate	vs Southwest Louisiana	1-7-93
30	Shyla Tucker	at Mississippi State	2-10-93
30	Eva Brehe	at Mississippi Valley State	12-16-88
30	Vicki Romine	vs Northeast Louisiana	2-5-87

100-POINT GAMES

POINTS	OPPONENT	SCORE	W/L	DATE
124	vs Lamar	124-56	W	2-12-98
111	vs Morris Brown	111-48	W	12-2-02
110	vs UAPB	110-41	W	12-19-97
110	vs New Orleans	110-65	W	1-23-97
110	vs UMKC	110-68	W	2-8-88
107	vs ULM	107-57	W	3-5-14
107	vs UT Pan American	107-41	W	1-17-98
107	vs Lamar	107-51	W	1-9-97
106	vs South Alabama	106-64	W	1-30-92
105	vs New Orleans	105-79	W	1-31-98
104	vs Alcorn State	104-79	W	12-15-90
103	at UT Pan American	103-50	W	1-30-88
102	at McNeese State	102-83	W	11-29-22
102	at Southwest Louisiana	102-64	W	2-13-93
101	at Troy	101-81	W	12-30-15
101	vs Mississippi Valley St.	101-35	W	12-1-00
101	vs UNLV	101-78	W	12-12-98
100	vs Florida Atlantic	100-75	W	12-19-00
100	vs UT Pan American	100-59	W	1-16-97
100	vs UT Pan American	100-44	W	2-13-94

Jane Morrill (2010-14)

INDIVIDUAL

CAREER

FIELD-GOAL %		PCT.	YEARS
1.	Eva Brehe	.534	1986-89
2.	Michelle Horton	.503	1982-85
3.	Amanda Lawson	.499	2015-16
	Charlotte Fields	.499	1991-94
5.	Adrianne Davie	.491	2004-07
6.	Aundrea Gamble	.490	2014-16
7.	Quintella Jackson	.485	1984-87
8.	Jasmine Hunt	.479	2011-15
9.	Nicole Wilkett	.475	1991-92
10.	Jane Morrill	.474	2011-14

FIELD GOALS MADE		NO.	YEARS
1.	Sonja Tate	845	1990-93
2.	Shyla Tucker	732	1991-94
3.	Adrianne Davie	709	2004-07
4.	Aundrea Gamble	689	2013-16
5.	Julie Hagood	646	1997-00
6.	Keeshia Evans	598	1998-01
7.	Rudy Sims	596	2004-07
8.	Jane Morrill	592	2011-14
9.	Charlotte Fields	524	1984-87
10.	Shay Scott	521	2008-11

FIELD GOAL ATTEMPTS		NO.	YEARS
1.	Sonja Tate	1,938	1999-93
2.	Shyla Tucker	1,719	1991-94
3.	Julie Hagood	1,500	1997-00
4.	Keeshia Evans	1,486	1998-01
5.	Adrianne Davie	1,448	2004-07
6.	Aundrea Gamble	1,406	2014-16
7.	Rudy Sims	1,339	2004-07
8.	NeNe Hurst	1,289	2008-12
9.	Jane Morrill	1,249	2011-14
10.	Danielle Featherston	1,407	1993-96

SEASON

FIELD-GOAL %		PCT.	SEASON
1.	Eva Brehe	58.2	1987-88
2.	Michelle Horton	57.6	1981-82
3.	Eva Brehe	56.0	1988-89
4.	Sue Jayroe	54.8	1979-80
5.	Kim Davis	52.6	1999-00
	Charlotte Fields	52.6	1983-84
7.	Amanda Lawson	52.1	2014-15
8.	Jasmine Hunt	51.9	2014-15
9.	Adrianne Davie	51.8	2006-07
10.	Aundrea Gamble	51.5	2015-16

FIELD GOALS MADE		NO.	SEASON
1.	Sonja Tate	282	1992-93
2.	Adrianne Davie	265	2006-07
3.	Nicole Wilkett	241	1991-92
4.	Aundrea Gamble	238	2014-15
5.	Aundrea Gamble	233	2015-16
6.	Khadija Brown-Haywood	225	2015-16
7.	Shyla Tucker	221	1993-94
8.	Aundrea Gamble	218	2013-14
	Shyla Tucker	218	1992-93
10.	Sonja Tate	214	1991-92

YEAR-BY-YEAR FIELD-GOAL PERCENTAGE LEADERS

YEAR	NAME	FG-FGA	PCT
1974-75	Rita Jernigan	57-119	.478
1975-76	Sandy Golden	118-238	.511
1976-77	Sue Jayroe	94-221	.425
1977-78	Sue Jayroe	158-303	.521
1978-79	Sue Jayroe	145-308	.471
1979-80	Sue Jayroe	149-272	.548
1980-81	Loretta Jamieson	127-275	.462
1981-82	Michelle Horton	125-217	.576
1982-83	Loretta Jamieson	104-224	.464
1983-84	Charlotte Fields	130-247	.526
1984-85	Charlotte Fields	149-294	.507
1985-86	Michelle Price	124-246	.504
1986-87	Quintella Jackson	173-355	.487
1987-88	Eva Brehe	138-237	.582
1988-89	Eva Brehe	140-250	.560
1989-90	Zennia Hayes	162-400	.405
1990-91	Nicole Wilkett	166-346	.480
1991-92	Nicole Wilkett	241-511	.472
1992-93	Shyla Tucker	218-507	.430
1993-94	Shyla Tucker	221-505	.438
1994-95	Evetta Crawford	201-483	.416
1995-96	LaTanya Jones	142-305	.466
1996-97	Amy Towne	149-305	.489
1997-98	Brandi Muirhead	79-155	.510
1998-99	Tanisha Johnson	167-300	.506
1999-00	Kim Davis	80-152	.526
2000-01	Jolie McKeirnan	99-202	.490
2001-02	Amber Abraham	93-215	.433
2002-03	Jolie McKeirnan	104-231	.450
2003-04	Adrianne Davie	115-227	.507
2004-05	Kelsey Lock	69-139	.496
2005-06	Adrianne Davie	164-354	.463
2006-07	Adrianne Davie	265-512	.518
2007-08	Shay Scott	119-283	.420
2008-09	Ebonie Jefferson	125-268	.466
2009-10	Shay Scott	150-318	.472
2010-11	Shay Scott	141-321	.439
2011-12	Jane Morrill	187-393	.476
2012-13	Jane Morrill	116-324	.512
2013-14	Aundrea Gamble	218-439	.497
2014-15	Jasmine Hunt	147-283	.519
2015-16	Aundrea Gamble	233-452	.515
2016-17	Tahlon Hopkins	111-260	.427
2017-18	Akasha Westbrook	139-289	.481
2018-19	Jireh Washington	113-246	.459
2019-20	Peyton Martin	130-277	.469
2020-21	Peyton Martin	97-213	.455
2021-22	Trinitee Jackson	112-218	.514
2022-23	Anna Griffin	108-263	.411

FIELD GOAL ATTEMPTS		NO.	SEASON
1.	Sonja Tate	670	1992-93
2.	Aundrea Gamble	515	2014-15
3.	Adrianne Davie	512	2006-07
4.	Nicole Wilkett	511	1991-92
5.	Shyla Tucker	507	1992-93
6.	Shyla Tucker	505	1993-94
7.	Sonja Tate	479	1991-92
8.	Khadija Brown-Haywood	470	2015-16
9.	Rudy Sims	455	2006-07
10.	Rae-Anne Smith	454	2001-02

GAME

FIELD-GOAL %		PCT.	DATE
1.	Jasmine Hunt vs UL Lafayette (8-8)	1.000	3-6-15
	Jane Morrill vs UL Monroe (8-8)	1.000	3-5-14
	Eva Brehe vs UMKC (8-8)	1.000	2-8-88
	Tanishia Johnson vs UNLV (7-7)	1.000	12-12-98
	Hanna Qedan vs Christian Bros. (6-6)	1.000	11-28-14
	Shelby Spears vs UT Pan American (6-6)	1.000	2-20-88
	Jalen O'Bannon vs UL Lafayette (6-6)	1.000	12-22-12
	Payton Tennison vs Appalachian State	1.000	1-16-20
	Payton Tennison at San Diego State	1.000	11-30-19
	Jalen O'Bannon vs UT Arlington (5-5)	1.000	2-19-14
	Rae-Anne Smith vs Western Ky. (5-5)	1.000	2-25-99

FIELD GOALS MADE		NO.	DATE
1.	Sonja Tate vs UT Pan American	19	1-18-93
2.	Marie Wilford vs Miss. Co. All-Stars	16	1974-75
3.	Jane Morrill vs UT Martin	15	1-10-12
4.	Adrianne Davie vs UL Monroe	14	2-17-07
5.	Adrianne Davie vs South Alabama	13	12-29-06
	Jane Morrill vs Texas A&M CC	13	11-20-11

FIELD GOALS ATTEMPTS		NO.	DATE
1.	Vicki Romine vs UMKC	34	2-8-88
	Marie Wilford vs Miss. Co. All-Stars	34	1974-75
3.	Rae-Anne Smith vs Ole Miss	29	12-7-01
4.	Aundrea Gamble at Kansas	27	12-14-14
5.	Brittney Gill vs Troy	25	3-11-16
6.	Lauryn Pendleton at ULM	24	12-29-22
	Jada Ford vs Northern Ky.	24	12-20-16
	Jane Morrill vs Texas A&M CC	24	11-20-11
	Rudy Sims vs Florida Int'l	24	1-27-07

FIELD GOAL RECORDS

TEAM

SEASON

FIELD GOAL %		PCT.	GAMES
1.	2015-16	45.0	33
2.	1985-86	44.8	25
	2014-15	44.8	35
4.	2004-05	43.0	32
	2012-13	43.0	30
6.	1991-92	42.5	32
7.	2021-22	42.1	28
8.	2003-04	41.2	29
9.	2005-06	41.1	30
10.	2018-19	40.8	30

FIELD GOALS MADE		NO.	GAMES
1.	2015-16	935	33
2.	1987-88	925	35
3.	2014-15	919	35
4.	2013-14	891	34
5.	1991-92	856	32
6.	2006-07	803	34
7.	2022-23	795	32
8.	2004-05	785	32
9.	2021-22	776	28
10.	2009-10	736	31
	2007-08	736	32

FIELD GOAL ATTEMPTS		NO.	GAMES
1.	2015-16	2,078	33
2.	2022-23	2,076	32
3.	2014-15	2,050	35
4.	2013-14	2,013	34
5.	1992-93	2,014	32
6.	1991-92	2,008	33
7.	2007-08	1,982	31
8.	2009-10	1,928	31
9.	2006-07	1,900	34
10.	2010-11	1,885	32

GAME

FIELD GOAL %		PCT.	DATE
1.	vs UT Martin	63.2	1-10-12
2.	vs Florida Atlantic	62.5	1-31-07
3.	vs Ark.-Monticello	60.0	1974-75
4.	at Missouri State	59.6	12-19-14
	vs UL Lafayette	59.6	12-22-12
6.	vs Louisiana	59.0	3-8-14
7.	vs Denver	58.7	1-19-06
8.	at Texas State	58.0	1-4-14
9.	vs UALR	57.7	1-25-14
10.	at Texas A&M CC	56.6	1-26-06

FIELD GOALS MADE		NO.	DATE
1.	vs South Alabama	46	1-30-92
2.	at McNeese	41	11-29-22
3.	vs Hendrix	40	11-16-22
4.	vs Hendrix	40	12-19-21
5.	vs McNeese State	39	11-15-21
	at Morris Brown	39	12-2-02
	at Troy	39	12-30-15
	vs UL Monroe	39	3-5-14
9.	vs Champion Christian	38	12-15-20
	vs Troy	38	3-11-16

FIELD GOAL ATTEMPTS		NO.	DATE
1.	vs Arkansas College	89	1974-75
2.	vs Ole Miss	88	12-7-01
3.	vs Hendrix	87	11-16-22
4.	vs Hendrix	84	12-19-21
	vs Florida Int'l	84	1-23-08
6.	at Nebraska	83	12-21-15
7.	vs UL Lafayette	82	2-14-02
8.	vs Ozarks (Ark.)	81	11-23-21
	vs Troy	81	3-11-16
10.	at McNeese State	80	11-29-22
	vs McNeese State	80	11-15-21
	vs Champion Chr.	80	12-15-20

Adrianne Davie (2004-07)

Amanda Lawson (2015-16)

YEAR-BY-YEAR TEAM FIELD GOAL PERCENTAGE

YEAR	FG-FGA	PCT	YEAR	FG-FGA	PCT	YEAR	FG-FGA	PCT
1981-82	636-1379	.461	1996-97	767-1780	.431	2011-12	633-1683	.376
1982-83	605-1396	.433	1997-98	873-2029	.430	2012-13	679-1580	.430
1983-84	702-1582	.443	1998-99	884-2083	.424	2013-14	891-2013	.443
1984-85	696-1617	.431	1999-00	826-1901	.435	2014-15	919-2050	.448
1985-86	729-1627	.448	2000-01	674-1680	.401	2015-16	935-2078	.450
1986-87	776-1757	.442	2001-02	644-1717	.375	2016-17	677-1865	.363
1987-88	818-1895	.432	2002-03	698-1739	.401	2017-18	717-1813	.395
1988-89	654-1591	.411	2003-04	681-1648	.413	2018-19	700-1715	.408
1989-90	668-1684	.397	2004-05	785-1824	.430	2019-20	679-1784	.381
1990-91	766-1841	.416	2005-06	715-1740	.411	2020-21	505-1250	.404
1991-92	856-2014	.425	2006-07	803-1900	.423	2021-22	776-1842	.421
1992-93	836-2008	.416	2007-08	736-1982	.371	2022-23	795-2076	.383
1993-94	791-1932	.409	2008-09	677-1728	.392	TEAM TOTAL		
1994-95	714-1858	.384	2009-10	736-1928	.382	31,003 - 75,175 (41.2 percent)		
1995-96	661-1681	.393	2010-11	690-1885	.366			

INDIVIDUAL

CAREER

3-POINT FG %		PCT.	YEARS
1.	Amy Towne	.425	1997-99
2.	Amber Abraham	.400	2001-06
3.	Julie Hagood	.389	1997-00
4.	Cassie Lowman	.386	2000-03
5.	Brittany Fowler	.378	2013-17
6.	Jessica Flanery	.361	2012-16
7.	Hanna Qedan	.360	2011-15
	Rudy Sims	.360	2003-07
9.	Keisha Evans	.351	1998-01
10.	Jane Morrill	.346	2010-14

3-POINT FG MADE		NO.	YEARS
1.	Amber Abraham	242	2001-06
2.	Danielle Featherston	238	1993-96
3.	Jada Ford	189	2016-20
	Julie Hagood	189	1997-00
5.	Sonja Tate	183	1990-93
6.	Rudy Sims	159	2004-07
7.	Ali Carter	149	2003-07
8.	Caroline Starr	148	2006-09
9.	Payton Tennison	142	2016-20
	Hanna Qedan	142	2011-15

3-POINT FG ATTEMPTS		NO.	YEARS
1.	Danielle Featherston	699	1993-96
2.	Amber Abraham	605	2001-06
3.	Jada Ford	579	2016-20
4.	Sonja Tate	530	1990-93
5.	Julie Hagood	486	1997-00
6.	Ali Carter	446	2003-07
7.	Rudy Sims	442	2004-07
8.	Caroline Starr	431	2006-09
9.	Payton Tennison	424	2016-20
10.	NeNe Hurst	407	2008-12

SEASON

3-POINT FG %		PCT.	SEASON
1.	Tanisha Johnson	.500	1999-00
2.	Amy Towne	.460	1997-98
3.	Julie Hagood	.434	1998-99
4.	Amber Abraham	.418	2002-03
5.	Amber Abraham	.416	2003-04
6.	Hanna Qedan	.414	2013-14
7.	Rudy Sims	.413	2004-05
8.	Vicki Romine	.411	1986-87
9.	Caroline Starr	.402	2008-09
10.	Brittany Fowler	.401	2016-17

3-POINT FG MADE		NO.	SEASON
1.	Sonja Tate	95	1992-93
2.	Danielle Featherston	76	1997-98
3.	Amy Towne	74	1997-98
4.	Amber Abraham	71	2005-06
	Amber Abraham	71	2002-03
6.	Jessica Flanery	70	2015-16
7.	Khadija Brown-Haywood	66	2015-16
8.	Mailyn Wilkerson	65	2022-23
9.	Amy Towne	63	1996-97
10.	Jada Ford	62	2019-20
	Brittany Fowler	62	2016-17

YEAR-BY-YEAR 3-POINT FIELD GOAL PERCENTAGE LEADERS

YEAR	NAME	3FG-FGA	PCT
1986-87	Vicki Romine	51-124	.411
1987-88	Vicki Romine	58-164	.354
1988-89	Angie Scheer	34-104	.327
1989-90	Dana Holsten	28-96	.292
1990-91	Sonja Tate	37-144	.257
1991-92	Sonja Tate	38-94	.404
1992-93	Sonja Tate	95-263	.361
1993-94	Danielle Featherston	58-179	.324
1994-95	Danielle Featherston	58-193	.301
1995-96	Danielle Featherston	76-210	.362
1996-97	Amy Towne	63-161	.391
1997-98	Amy Towne	74-161	.460
1998-99	Julie Hagood	49-113	.434
1999-00	Tanisha Johnson	40-80	.500
2000-01	Miceaela Hooper	16-42	.381
2001-02	Cassie Lowman	46-122	.377
2002-03	Amber Abraham	71-170	.418
2003-04	Amber Abraham	41-101	.416
2004-05	Rudy Sims	39-92	.413
2005-06	Amber Abraham	71-179	.397
2006-07	Adrianne Davie	17-46	.370
2007-08	Caroline Starr	52-155	.335
2008-09	Caroline Starr	43-107	.402
2009-10	Quinishia McDowell	16-40	.400
2010-11	Meghan Lewis	44-146	.301
2011-12	Lunden Roberts	21-58	.362
2012-13	Jane Morrill	20-56	.357
2013-14	Hannah Qedan	55-133	.414
2014-15	Jessica Flanery	32-92	.348
2015-16	K. Brown-Haywood	66-174	.379
2016-17	Brittany Fowler	62-153	.406
2017-18	Jada Ford	59-169	.349
2018-19	Jada Ford	27-68	.397
2019-20	Payton Tennison	52-149	.349
2020-21	Mya Love	15-38	.395
2021-22	Lauryn Pendleton	31-90	.344
2022-23	Mailyn Wilkerson	65-172	.378

3-POINT FG ATTEMPTS		NO.	SEASON
1.	Sonja Tate	263	1992-93
2.	Jada Ford	218	2019-20
3.	Danielle Featherston	210	1995-96
4.	Jessica Flanery	195	2015-16
5.	Danielle Featherston	193	1994-95
6.	Amber Abraham	179	2005-06
	Danielle Featherston	179	1993-94
8.	Khadija Brown-Haywood	174	2015-16
9.	Natalie Goodall	173	2000-01
10.	Mailyn Wilkerson	172	2022-23

GAME

3-POINT FG % (min. 3)		PCT.	DATE
1.	13 Times	1.000	
	MR: Lauryn Pendleton at Oklahoma		11-12-21

3-POINT FG MADE		NO.	DATE
1.	Danielle Featherston vs Lamar	9	1-22-94
	Danielle Featherston vs UAB	9	12-30-92
3.	Payton Tennison vs Central Baptist	8	11-6-19
	Amber Abraham vs Morris Brown	8	12-2-02
5.	Keya Patton vs ULM	7	1-8-22
	Brittany Fowler vs Georgia Southern	7	2-25-17
	Meghan Lewis at Troy	7	2-19-11
8.	14 Times	6	
	MR: Jada Stinson at UT Arlington	*6*	*1-30-21*

3-POINT FG ATTEMPTS		NO.	DATE
1.	Jada Ford vs Georgia State	15	1-9-20
2.	Mailyn Wilkerson vs Central Baptist	13	11-9-21
	Payton Tennison at Georgia State	13	2-6-20
	Jada Ford at ULM	13	2-1-20
	Jada Ford vs UTEP	13	12-5-17
	Jada Ford vs Northern Ky.	13	12-20-16
	Meghan Lewis at Troy	13	2-19-11
7.	Jada Stinson at UT Arlington	12	1-30-21
	Hanna Qedan at North Texas	12	2-27-13
	Ronnie Maglaughlin vs North Texas	12	3-4-06
	Amber Abraham at Morris Brown	12	12-2-02

3-POINT SHOOTING RECORDS

TEAM

SEASON

3-POINT FG %		PCT.	GAMES
1.	1986-87	40.5	31
2.	2002-03	37.1	30
	1997-98	37.1	30
4.	1999-00	36.9	30
5.	1992-93	35.3	33
6.	2015-16	35.1	33
7.	1989-90	34.6	26
	1987-88	34.6	30
9.	2016-17	33.9	32
	2013-14	33.9	34
	2004-05	33.9	31

3-POINT FG MADE		NO.	GAMES
1.	1997-98	224	30
2.	2015-16	217	33
3.	2021-22	208	28
4.	2022-23	206	32
5.	1992-93	203	33
6.	1999-00	199	30
7.	2005-06	188	30
8.	2019-20	186	30
9.	1997-98	182	28
10.	2016-17	178	32
	1995-96	178	32

3-POINT FG ATTEMPTS		NO.	GAMES
1.	2022-23	667	32
2.	2019-20	649	30
3.	2021-22	627	28
4.	2015-16	618	33
5.	1997-98	604	30
6.	2005-06	599	30
7.	1992-93	575	30
8.	1996-97	555	28
9.	1995-96	540	27
10.	1999-00	539	30

Amber Abraham (2001-06)

YEAR-BY-YEAR TEAM 3-POINT FIELD GOAL PERCENTAGE

YEAR	3FG-FGA	PCT	Leader	No.
1986-87	53-131	.405	Vicki Romine	51
1987-88	72-208	.346	Vicki Romine	58
1988-89	63-216	.292	Angie Scheer	34
1989-90	85-246	.346	Dana Holsten	28
1990-91	86-300	.287	Sonja Tate	37
1991-92	59-214	.276	Sonja Tate	38
1992-93	203-575	.353	Sonja Tate	95
1993-94	110-383	.287	D. Featherston	58
1994-95	100-352	.284	D. Featherston	58
1995-96	178-540	.330	D. Featherston	76
1996-97	182-555	.328	Amy Towne	63
1997-98	224-604	.371	Amy Towne	74
1998-99	159-486	.327	Julie Hagood	49
1999-00	199-539	.369	Julie Hagood	60
2000-01	162-489	.331	Natalie Goodall	56
2001-02	144-431	.334	Amber Abraham	51
2002-03	177-477	.371	Amber Abraham	71
2003-04	137-407	.337	Ali Carter	46
2004-05	152-448	.339	Ali Carter	53
2005-06	188-599	.314	Amber Abraham	71
2006-07	167-514	.325	Rudy Sims	54
2007-08	118-428	.276	Caroline Starr	52
2008-09	91-292	.312	Caroline Starr	43
2009-10	106-357	.297	Megan Lewis	44
2010-11	128-489	.262	Meghan Lewis	44
2011-12	130-498	.261	Ashley Olvera	30
2012-13	106-369	.287	Hanna Qedan	37
2013-14	169-498	.339	Hanna Qedan	55
2014-15	150-473	.317	Hanna Qedan	45
2015-16	217-618	.351	Jessica Flanery	70
2016-17	178-525	.339	Brittany Fowler	62
2017-18	145-440	.330	Jada Ford	59
2018-19	135-423	.319	Jordan Elder	36
2019-20	186-649	.287	Jada Ford	62
2020-21	125-417	.300	Jada Stinson	41
2021-22	208-627	.332	Mailyn Wilkerson	46
2022-23	206-667	.309	Mailyn Wilkerson	62
	TEAM TOTAL		TEAM PERCENTAGE	
	5,298 - 16,484		.321	

GAME

3-POINT FG %		PCT.	DATE
1.	vs Little Rock	1.000	1-29-15
2.	vs Old Dominion	.700	2-4-23
3.	at Western Ky.	.667	2-19-06
4.	vs South Alabama	.625	2-7-19
5.	vs North Texas	.611	1-18-03
6.	vs UAB	.591	11-28-03
7.	vs UL Lafayette	.588	3-8-14
	vs UT Pan America	.588	2-4-02
9.	vs Appalachian St.	.579	1-16-20
10.	at Texas State	.571	1-4-14

3-POINT FG MADE		NO.	DATE
1.	vs ULM	16	1-8-22
2.	vs Central Baptist	15	11-6-19
	vs South Alabama	15	2-28-98
	vs Morris Brown	15	12-2-02
5.	at Western Ky.	14	2-19-06
6.	vs Georgia Southern	13	2-25-17
	vs UAB	13	11-28-03
8.	at ULM	12	2-7-22
	vs Central Baptist	12	11-9-21
	vs Texas State	12	2-25-16
	at Georgia State	12	2-20-16
	vs Troy	12	2-6-16
	at Texas State	12	1-14-14

3-POINT ATTEMPTS		NO.	DATE
1.	vs Central Baptist	44	11-9-21
2.	vs ULM	33	1-8-22
	vs N.C. A&T	33	11-23-19
4.	vs Central Baptist	32	11-6-19
5.	vs Hendrix	31	12-19-21
	vs Central Baptist	31	1-4-21
	vs Champion Chr.	31	12-15-20
	vs UAPB	31	11-27-20
	at Troy	31	2-22-20
10.	vs Troy	30	1-5-23
	vs Troy	30	2-6-16
	at Nebraska	30	12-21-15
	vs Missouri State	30	12-20-11

Jada Ford (2016-20)

Ali Carter (2003-07)

INDIVIDUAL

CAREER

FREE THROW %		PCT.	YEARS
1.	Hanna Qedan	.842	2011-15
2.	Julie Hagood	.821	1997-00
3.	Jane Morrill	.802	2011-14
4.	Ali Carter	.793	2003-07
5.	Katie Caraway	.792	2003-06
6.	Aundrea Gamble	.788	2014-16
7.	Keeshia Evans	.787	1998-01
8.	Casie Lowman	.785	2002-03
9.	Caroline Starr	.778	2006-09
10.	Lauren Bradshaw	.770	2015-18

FREE THROWS MADE		NO.	YEARS
1.	Adrianne Davie	523	2004-07
2.	Shyla Tucker	444	1991-94
3.	Aundrea Gamble	443	2014-16
4.	Sonja Tate	439	1990-93
5.	Morgan Wallace	362	2017-22
6.	Julie Hagood	359	1997-00
7.	Nicole Wilkett	322	1991-92
8.	Eva Brehe	315	1986-89
9.	Rudy Sims	313	2004-07
10.	Danielle Featherston	311	1993-96

FREE THROWS ATTEMPTS		NO.	YEARS
1.	Adrianne Davie	716	2004-07
2.	Sonja Tate	694	1990-93
3.	Shyla Tucker	688	1991-94
4.	Aundrea Gamble	562	2014-16
5.	Shay Scott	513	2008-11

SEASON

FREE THROW PCT		PCT	YEAR
1.	Izzy Higginbottom	.911	2022-23
2.	Hanna Qedan	.910	2013-14
3.	Amy Towne	.905	1997-98
4.	Jane Morrill	.877	2011-12
5.	Ali Carter	.870	2004-05
6.	Zenia Hayes	.864	1987-88
7.	Katie Caraway	.862	2003-04
8.	Hanna Qedan	.852	2012-13
9.	Lauren Bradshaw	.845	2017-18
	Charlotte Fields	.845	1985-86

FREE THROWS MADE		NO.	YEAR
1.	Nicole Wilkett	195	1991-92
2.	Aundrea Gamble	164	2013-14
3.	Aundrea Gamble	162	2014-15
4.	Shyla Tucker	161	1993-94
	Sonja Tate	161	1992-93
6.	Adrianne Davie	160	2006-07
7.	Ebonie Jefferson	145	2009-10
8.	Quintella Jackson	139	1986-87
9.	Adrianne Davie	131	2004-05
10.	Nicole Wilkett	127	1990-91

FREE THROW ATTEMPTS		NO.	SEASON
1.	Nicole Wilkett	306	1991-92
2.	Shyla Tucker	260	1993-94
3.	Sonja Tate	257	1992-93
4.	Aundrea Gamble	215	2013-15
	Quintella Jackson	215	1986-87
6.	Aundrea Gamble	207	2014-15

GAME

FREE THROW % (min. 10)		PCT.	DATE
1.	13 Times	1.000	
	MR: Izzy Higginbottom vs Georgia Southern (11-11)		3-1-23

FREE THROWS MADE		NO.	DATE
1.	Shyla Tucker vs Western Ky.	18	3-11-94
2.	Sonja Tate vs Southwest Louisiana	17	2-13-93
3.	Jireh Washington vs Coastal Carolina	16	3-2-22
	Adrianne Davie at South Alabama	16	2-11-07
	Jolie McKeirnan vs North Texas	16	1-18-03
6.	Morgan Wallace at Oklahoma	15	11-12-21
	Adrianne Davie vs South Dakota St.	15	11-30-06

FREE THROWS ATTEMPTS		NO.	DATE
1.	Shyla Tucker vs Western Ky.	29	3-11-94
	Sonja Tate vs Southwestern La.	29	2-13-93
3.	Jireh Washington vs Coastal Carolina	21	3-2-22
	Adrianne Davie at South Alabama	21	2-11-07
	Jolie McKeirnan vs North Texas	21	1-18-03
6.	Adrianne Davie vs New Mexico St.	20	3-6-04
7.	Ali Carter vs Arkansas	19	3-21-05

MISCELLANEOUS RECORDS

CONSECUTIVE FREE THROWS MADE

CONSECUTIVE MADE		NO.	YEARS
1.	Izzy Higginbottom	46	2022-23
2.	Amy Towne	34	1997-98

TEAM

SEASON

FREE THROW %		PCT.	GAMES
1.	2022-23	.746	32
2.	2015-16	.731	33
3.	2004-05	.721	32
4.	2006-07	.704	30
	1999-00	.704	30
6.	2014-15	.701	35
7.	2011-12	.696	30
8.	2003-04	.694	29
9.	2017-18	.691	30
10.	2001-02	.683	28

FREE THROWS MADE		NO.	GAMES
1.	1991-92	577	32
2.	2013-14	536	34
3.	1987-88	514	31
4.	1994-95	501	30
5.	2014-15	497	35
6.	2004-05	496	32
7.	2018-19	495	30
8.	2006-07	481	34
9.	1992-93	480	33
10.	2003-04	478	29

FREE THROWS ATTEMPTS		NO.	GAMES
1.	1991-92	876	32
2.	1987-88	814	31
3.	1994-95	791	30
4.	2013-14	786	34
5.	1993-94	768	31

GAME

FREE THROW %		PCT.	DATE
1.	vs Georgia State (12-12)	1.000	2-23-17
	vs UALR (10-10)	1.000	2-25-12
	at Iowa (11-11)	1.000	3-24-05
4.	vs UT Martin (18-19)	.947	11-21-17
	vs UL Lafayette (18-19)	.947	1-9-16
6.	vs Middle Tenn. (13-14)	.929	2-13-03
7.	at Florida Int'l (12-13)	.923	1-13-05
	at Western Ky. (12-13)	.923	1-13-05
9.	at UL Monroe (23-25)	.920	2-16-13

FREE THROWS MADE		NO.	DATE
1.	vs Western Kentucky	41	3-5-94
2.	vs Arkansas	37	3-21-05
3.	vs North Texas	35	1-8-03
	vs UT Pan American	35	1987-88
5.	vs Troy	32	1-21-17
6.	vs Grambling State	31	12-16-17
	vs San Jose State	31	12-2-06
8.	at UT Martin	30	11-17-18
	vs Arkansas-Pine Bluff	30	11-18-09
	at UALR	30	1-29-04
	vs Stephen F. Austin	30	12-21-03

FREE THROW ATTEMPTS		NO.	DATE
1.	vs UT Pan American	59	1987-88
2.	vs Western Kentucky	58	3-5-94
3.	vs Arkansas	51	3-21-05
4.	vs Troy	47	1-21-17
5.	at UT Martin	45	11-17-18
	vs Middle Tennessee	45	1-14-07
	vs North Texas	45	1-18-03
	vs Stephen F. Austin	45	12-21-03
	vs Grambling	45	12-8-02

REBOUNDING RECORDS

INDIVIDUAL

CAREER

REBOUNDS		NO.	YEARS
1.	Adrianne Davie	1,147	2004-07
2.	Sue Jayroe	1,055	1977-80
3.	Sonja Tate	1,006	1990-93
4.	Shay Scott	959	2007-11
5.	Shyla Tucker	907	1991-94
6.	Jolie McKeirnan	905	2000-03
7.	Morgan Wallace	802	2017-22
8.	Eva Brehe	716	1986-88
9.	Charlotte Fields	707	1984-87
10.	Michelle Horton	645	1982-85

REBOUND AVERAGE		AVG.	YEARS
1.	Sue Jayroe	10.2	1977-80
2.	Jolie McKeirnan	9.3	2001-03
3.	Adrianne Davie	9.2	2004-07
4.	Eva Brehe	8.6	1986-88
5.	Chiquita Tucker	8.5	2001-02
6.	Sonja Tate	8.4	1990-93
7.	Charlotte Fields	8.1	1984-87
8.	Shay Scott	7.7	2008-11
9.	Shyla Tucker	7.3	1991-94
10.	Quintella Jackson	7.0	1984-87

SEASON

REBOUNDS		NO.	YEAR
1.	Sonja Tate	327	1992-93
2.	Adrianne Davie	326	2004-05
3.	Khadija Brown-Haywood	310	2015-16
4.	Adrianne Davie	294	2006-07
5.	Shay Scott	192	2010-11
6.	Adrianne Davie	289	2006-07
7.	Shyla Tucker	287	1993-94
8.	Sue Jayroe	285	1979-80
9.	Jolie McKeirnan	268	2002-03
10.	Sue Jayroe	265	1978-79

REBOUND AVERAGE		AVG.	YEAR
1.	Sue Jayroe	10.3	1977-78
2.	Adrianne Davie	10.2	2004-05
3.	Sonja Tate	9.9	1992-93
4.	Adrianne Davie	9.8	2005-06
	Sue Jayroe	9.8	1979-80
6.	Jolie McKeirnan	9.6	2002-03
7.	Khadija Brown-Haywood	9.4	2015-16
8.	Shyla Tucker	9.3	1993-94
	Quintella Jackson	9.3	1986-87
10.	Shay Scott	9.1	2010-11
	Sue Jayroe	9.1	1978-79

GAME

REBOUNDS		NO.	DATE
1.	Sue Jayroe vs Arkansas Tech	23	1976-77
2.	Trinitee Jackson vs Texas State	21	1-29-22
3.	Seynabou Thiam vs Champion Chr.	18	12-15-20
	Khadija Brown-Haywood vs UL Lafayette	18	1-9-16
	Shay Scott vs Missouri State	18	12-5-10
	Chiquita Tucker vs Ole Miss	18	12-7-01
7.	Nine Times	17	
	MR: Trinitee Jackson vs Central Baptist	17	11-6-19

YEAR-BY-YEAR REBOUNDING LEADERS

YEAR	NAME	REBS	AVG
1974-75	Juli Vaccari	62	10.3
1975-76	Karen Carlew	241	10.5
1976-77	Sue Hill	248	12.4
1977-78	Sue Jayroe	257	10.3
1978-79	Sue Jayroe	265	9.1
1979-80	Sue Jayroe	285	9.8
1980-81	Linda Holloway	99	5.8
1981-82	Loretta Jamieson	171	7.4
1982-83	Michelle Horton	159	6.9
1983-84	Charlotte Fields	223	8.6
1984-85	Charlotte Fields	185	7.7
1985-86	Semona Hawkins	173	6.7
1986-87	Quintella Jackson	251	9.3
1987-88	Charlotte Fields	244	7.9
1988-89	Eva Brehe	218	8.1
1989-90	Zenia Hayes	207	8.0
1990-91	Sonja Tate	233	8.3
1991-92	Sonja Tate	246	7.7
1992-93	Sonja Tate	327	9.9
1993-94	Shyla Tucker	287	9.3
1994-95	Evetta Crawford	229	7.6
1995-96	LaTanya Jones	197	7.9
1996-97	LaTanya Jones	182	7.0
1997-98	Christina Barry	120	7.1
1998-99	Tanisha Johnson	212	6.6
1999-00	Tanisha Johnson	229	7.6
2000-01	Jolie McKeirnan	247	8.8
2001-02	Jolie McKeirnan	250	9.6
2002-03	Jolie McKeirnan	268	8.9
2003-04	Adrianne Davie	238	8.2
2004-05	Adrianne Davie	326	10.2
2005-06	Adrianne Davie	294	9.8
2006-07	Adrianne Davie	289	8.4
2007-08	Shay Scott	240	7.5
2008-09	Shay Scott	200	6.7
2009-10	Lyndsay Schlup	248	8.0
2010-11	Shay Scott	291	9.1
2011-12	Jane Morrill	164	5.5
2012-13	Jane Morrill	161	5.3
2013-14	Jalen O'Bannon	225	6.6
2014-15	Jasmine Hunt	226	6.5
2015-16	Khadija Brown-Haywood	310	9.4
2016-17	Lauren Bradshaw	221	6.9
2017-18	Lauren Bradshaw	186	6.2
2018-19	Peyton Martin	189	6.3
2019-20	Morgan Wallace	239	8.2
2020-21	Morgan Wallace	131	7.3
2021-22	Morgan Wallace	222	7.9
2022-23	Anna Griffin	245	7.7

TEAM

SEASON

REBOUNDS		NO.	GAMES
1.	1987-88	1,382	30
2.	1991-92	1,362	32
3.	1998-99	1,357	31
4.	1992-93	1,327	33
5.	2007-08	1,322	32
6.	2013-14	1,311	34
7.	2009-10	1,283	31
8.	2014-15	1,282	35
9.	2022-23	1,264	32
10.	2006-07	1,259	34

REBOUND AVERAGE		NO.	GAMES
1.	1987-88	44.6	31
2.	1986-87	44.5	27
3.	1997-98	44.4	30
4.	1990-91	44.0	28
5.	2001-02	42.9	28
6.	1991-92	42.6	32
7.	1998-99	42.4	32
8.	1994-95	41.6	30
9.	2009-10	41.4	31
10.	2007-08	41.3	32

GAME

OPPONENT		NO.	DATE
1.	vs UAPB	75	1975-76
2.	vs UAPB	71	11-18-09
3.	vs Ole Miss	70	12-7-01
4.	vs Central Baptist	64	11-6-19
5.	vs Hendrix	61	11-16-22
6.	vs Hendrix	61	12-19-21
7.	vs Champion Chr.	61	12-15-20
8.	vs Florida Int'l	60	1-23-08
9.	at South Alabama	59	1-10-10
10.	vs UAPB	58	12-13-07
	vs North Dakota St.	58	1-4-06

Sue Jayroe (1976-78)

INDIVIDUAL

CAREER

ASSISTS PER GAME		NO.	YEARS
1.	Kathy Dyess	5.0	1997
2.	Aundrea Gamble	4.7	2014-16
	Beth Penn	4.7	1984-85
4.	Rudy Sims	4.4	2004-07
5.	Crystal Tausan	4.2	1993-96
6.	Ashley Olvera	3.7	2012-13
7.	Casie Lowman	3.4	2002-03
8.	Jireh Washington	3.3	2018-22
9.	Sonja Tate	3.1	1990-93
10.	Keeshia Evans	2.9	1998-01

ASSISTS		NO.	YEARS
1.	Rudy Sims	548	2004-07
2.	Aundrea Gamble	479	2014-16
	Beth Penn	479	1984-85
4.	Crystal Tausan	473	1993-96
5.	Sonja Tate	370	1990-93
6.	Keeshia Evans	351	1998-01
7.	Julie Hagood	341	1997-00
8.	Jireh Washington	312	2018-22
9.	Jasmine Taylor	300	2007-11
10.	Debbie Balentine	299	1976-79

SEASON

ASSISTS PER GAME		AVG.	SEASON
1.	Beth Penn	6.1	1986-87
2.	Rudy Sims	5.1	2005-06
	Beth Penn	5.1	1984-85
4.	Aundrea Gamble	5.0	2015-16
	Kathy Dyess	5.0	1996-97
6.	Rudy Sims	4.9	2004-05
7.	Aundrea Gamble	4.8	2014-15
8.	Rudy Sims	4.7	2006-07
9.	Crystal Tausan	4.5	1992-93
10.	Aundrea Gamble	4.2	2013-14
	Crystal Tausan	4.2	1993-94

ASSISTS		NO.	SEASON
1.	Aundrea Gamble	171	2014-15
2.	Beth Penn	167	1986-87
3.	Aundrea Gamble	164	2015-16
4.	Rudy Sims	159	2006-07
5.	Rudy Sims	156	2004-05
6.	Rudy Sims	153	2005-06
7.	Crystal Tausan	147	1992-93
8.	Aundrea Gamble	144	2013-14
9.	Crystal Tausan	129	1993-94
	Beth Penn	129	1984-85

YEAR-BY-YEAR ASSIST LEADERS

YEAR	NAME	AVG.	NO.
1974-75	Did Not Record Stat		
1975-76	Debbie Balentine	2.8	23
1976-77	Debbie Balentine	3.1	62
1977-78	Debbie Balentine	4.5	112
1978-79	Kim Balentine	2.3	66
1979-80	Sandra Walmsley	2.2	63
1980-81	Becky Wiskotoni	3.1	92
1981-82	Becky Wiskotoni	2.7	63
1982-83	Dene Hodge	2.5	58
1983-84	Linda Allison	2.9	75
1984-85	Beth Penn	5.4	129
1985-86	Beth Penn	4.9	123
1986-87	Beth Penn	6.2	167
1987-88	Melissa Young	2.8	87
1988-89	Shelly Spears	4.0	103
1989-90	Dana Holsten	3.5	92
1990-91	Sonja Tate	3.1	88
1991-92	Sonja Tate	3.6	114
1992-93	Crystal Tausan	4.5	147
1993-94	Crystal Tausan	4.3	129
1994-95	Crystal Tausan	3.7	81
1995-96	Crystal Tausan	4.3	116
1996-97	Kathy Dyess	4.4	122
1997-98	Julie Hagood	2.9	88
1998-99	Kellina Bradshaw	3.5	111
1999-00	Keeshia Evans	4.1	123
2000-01	Keeshia Evans	3.9	119
2001-02	Casie Lowman	3.5	99
2002-03	Casie Lowman	3.2	96
2003-04	Rudy Sims	2.8	80
2004-05	Rudy Sims	4.9	156
2005-06	Rudy Sims	5.1	153
2006-07	Rudy Sims	4.6	159
2007-08	Jazmine Taylor	3.1	99
2008-09	Jazmine Taylor	2.4	71
2009-10	NeNe Hurst	3.0	90
2010-11	Jasmine Taylor	3.2	103
2011-12	Ashley Olvera	3.4	103
2012-13	Ashley Olvera	4.0	119
2013-14	Aundrea Gamble	4.2	144
2014-15	Aundrea Gamble	4.8	171
2015-16	Aundrea Gamble	5.0	164
2016-17	Dominique Oliver	2.9	94
2017-18	Starr Taylor	2.1	62
2018-19	Jireh Washington	3.2	95
2019-20	Jireh Washington	3.7	111
2020-21	Jada Stinson	3.2	68
2021-22	Jireh Washington	3.2	76
2022-23	Izzy Higginbottom	3.4	98

GAME

GAME ASSISTS		NO.	DATE
1.	Beth Penn vs Lamar	18	1984-85
2.	Aundrea Gamble at Georgia State	11	2-20-16
	Aundrea Gamble at Troy	11	2-20-16
4.	Morgan Wallace vs UT Arlington	10	1-27-22
	Aundrea Gamble vs Appalachian St.	10	1-15-16
	Aundrea Gamble vs UL Lafayette	10	3-8-14
	Ashley Olvera vs UT Martin	10	1-10-12
	Jazmine Taylor vs North Texas	10	3-4-09
	Rudy Sims vs UL Monroe	10	2-17-07
	Rudy Sims vs South Alabama	10	2-11-07
	Rudy Sims at UL Lafayette	10	12-16-06
	Rudy Sims vs Long Island	10	1-2-05

TEAM

SEASON

ASSISTS PER GAME		AVG.	GAMES
1.	1996-97	17.7	28
2.	2015-16	15.1	33
	1997-98	15.1	30
4.	2005-06	14.8	30
5.	1988-89	14.6	27
6.	2021-22	14.5	28
	1989-90	14.5	26
8.	2004-05	14.0	32
	1987-88	14.0	31
10.	2006-07	13.6	34

ASSISTS		NO.	YEAR
1.	2015-16	498	33
2.	1996-97	496	28
3.	2006-07	461	34
4.	1997-98	455	30
5.	2013-14	453	34
6.	2004-05	447	32
7.	2005-06	443	30
8.	2014-15	439	35
9.	1987-88	437	31
10.	1991-92	430	32

GAME

ASSISTS		NO.	DATE
1.	vs Lamar	48	2-12-98
2.	at McNeese	28	11-29-22
3.	at Troy	28	12-30-15
	vs Lamar	28	1984-85
5.	vs Hendrix	27	12-19-21
6.	vs McNeese State	24	11-15-21
	vs Troy	24	2-5-15
	vs Valparaiso	24	11-20-04
	at Morris Brown	24	12-2-02
10.	vs. App State	23	1-16-20
	at Troy	23	1-24-15
	vs UL Lafayette	23	3-8-14
	vs New Orleans	23	2-25-06

STEALS & BLOCKS RECORDS

INDIVIDUAL

CAREER

STEALS		NO.	YEARS
1.	Sonja Tate	402	1990-93
2.	Crystal Tausan	303	1993-96
3.	Shyla Tucker	281	1991-94
4.	Rudy Sims	229	2004-07
5.	NeNe Hurst	222	2008-12
6.	Julie Hagood	220	1997-00
7.	LaTanya Jones	211	1994-97
8.	Aundrea Gamble	200	2014-16
9.	Jazmine Taylor	198	2007-11
10.	Danielle Featherston	185	1993-96

BLOCKS		NO.	YEARS
1.	Lauren Bradshaw	176	2015-18
2.	Shay Scott	102	2008-11
3.	Chiquita Tucker	95	2001-02
4.	Zenia Hayes	82	1987-00
5.	Charlotte Fields	80	1985-88
6.	Jazmine Taylor	79	2007-11
7.	Lyndsay Schlup	76	2007-10
8.	Shyla Tucker	68	1991-94
9.	Hanna Qedan	62	2011-15

SEASON

STEALS		NO.	SEASON
1.	Sonja Tate	125	1992-93
2.	Sonja Tate	114	1991-92
3.	Crystal Tausan	93	1995-96
4.	Sonja Tate	92	1990-91
5.	Shyla Tucker	82	1991-92
6.	Crystal Tausan	80	1993-94
7.	Julie Hagood	78	1999-00
8.	Crystal Tausan	77	1992-93
9.	NeNe Hurst	74	2010-11
10.	Shyla Tucker	73	1993-94

BLOCKS		NO.	SEASON
1.	Chiquita Tucker	63	2001-02
2.	Lauren Bradshaw	56	2016-17
3.	Adrianne Davie	55	2006-07
4.	Lauren Bradshaw	53	2015-16
5.	Lauren Bradshaw	52	2017-18
6.	Charlotte Fields	51	1987-88
7.	Kim Davis	39	1999-00
8.	Lyndsay Schlup	35	2009-10
	Adrianne Davie	35	2005-06
10.	Latrice Taylor	33	2000-01

GAME

GAME STEALS		NO.	DATE
1.	Sonja Tate vs Miss. Valley St.	10	12-15-92
2.	NeNe Hurst vs UL Monroe	9	1-26-11
3.	Jireh Washington vs Ozarks (Ark.)	8	11-23-21
	NeNe Hurst vs South Alabama	8	12-30-10
	Rudy Sims vs New Orleans	8	2-25-06
	Jazmine Taylor vs UL Monroe	8	1-14-09
7.	Five times	7	
	MR: NeNe Hurst vs Southern Illinois	7	12-22-09

GAME BLOCKS		NO.	DATE
1.	Kim Davis at New Orleans	7	1999-00
2.	Lauren Bradshaw vs Appalachian St.	6	1-27-18
	Chiquita Tucker vs Michigan St.	6	11-20-01
4.	Nine times	5	
	Most Recent: Lauren Bradshaw vs Troy		*2-6-16*

TEAM

SEASON

STEALS		NO.	GAMES
1.	1992-93	407	33
2.	1991-92	394	32
3.	1995-96	376	27
4.	1993-94	361	31
5.	1996-97	348	28
6.	2007-08	245	32
7.	2010-11	330	32
	1997-98	330	30
9.	1994-95	322	30
	1987-88	322	31
10.	2008-09	300	30

BLOCKS		NO.	GAMES
1.	2009-10	129	30
2.	1987-88	127	31
3.	2006-07	117	34
4.	2017-18	113	30
5.	1998-99	109	31
6.	2001-02	108	28
7.	2015-16	107	34
8.	2016-17	104	32
9.	2007-08	102	32
10.	2008-09	100	30

GAME

STEALS		NO.	DATE
1.	vs Northeast La.	28	11-21-91
2.	vs Ozarks (Ark.)	25	11-23-21
3.	vs Coastal Carolina	21	3-2-22
	vs Missouri State	21	11-23-08
5.	vs North Texas	20	1-20-10
	at Hampton	20	12-3-03
	vs UAPB	20	12-11-04
8.	vs Hendrix	19	11-16-22
	vs Weber State	19	11-23-07
	at Morris Brown	19	12-2-02

BLOCKS		NO.	DATE
1.	at Western Ky.	10	2-10-10
	vs Mississippi College	10	1-16-88
3.	vs Hendrix	9	12-19-21
	vs Central Baptist	9	1-6-19
	vs Appalachian St.	9	2-4-17
	vs UL Lafayette	9	12-17-10
	vs North Texas	9	2-25-09
	vs UAPB	9	12-11-04
	vs Ole Miss	9	12-7-01
9.	vs Central Baptist	8	1-4-21
	at Texas State	8	2-9-17
	vs Coastal Carolina	8	2-2-17
	at Western Ky.	8	1-18-14
	vs North Texas	8	1-6-07
	vs Western Ky.	8	1-14-06
	vs Alabama	8	11-13-06
	vs North Texas	8	1-20-05
	vs UALR	8	2-8-03
	vs Michigan State	8	11-20-01

MISCELLANEOUS RECORDS

RECORD	STAT
Most Games Played in a Season	35 (2014-15)
Most Wins in a Season	27 (2015-16)
Longest Winning Streak	18 Games (2015-16)
Highest Winning Percentage	.818 (2015-16)
Longest Winning Streak to Start a Season	7 Games (2003-04 & 1999-00)
Most Losses in a Single Season	25 (2016-17)
Longest Losing Streak	11 (2020-21)
Lowest Winning Percentage	.200 (1974-75)
Lowest Scoring Performance	29 points at Louisiana Tech (1988-89)

TEAM

	MOST POINTS SCORED	DATE
	124 vs Lamar	2-12-98
Opp.	114 by LA Tech	3-55-99

	MOST POINTS IN FIRST HALF	DATE
	67 vs Lamar	2-12-98
Opp.	56 by LA Tech	3-5-99

	MOST POINTS IN SECOND HALF	DATE
	67 vs New Orleans	1-23-97
Opp.	58 by LA Tech	3-5-99

	FEWEST POINTS	DATE
	33 vs LA Tech	1-22-99
Opp.	34 by South Alabama	2-18-93

	FEWEST POINTS IN FIRST HALF	DATE
	11 vs LA Tech	1-6-96
Opp.	13 by UT Pan American	1-9-93

	FEWEST POINTS IN SECOND HALF	DATE
	17 vs LA Tech	1-22-89
Opp.	16 by Champion Christian	12-17-20

	MOST FIELD GOAL ATTEMPTS	DATE
	88 by South Alabama	1-30-92
Opp.	87, 2x, Last by Troy	2-5-15

	MOST FIELD GOALS MADE	DATE
	46 vs South Alabama	1-30-92
Opp.	41 by UT Arlington	1-17-19

	BEST FIELD GOAL PERCENTAGE	DATE
	63.2 vs UT Martin	1-10-92
Opp.	60.3 by UT Arlington	1-17-19

	FEWEST FIELD GOAL ATTEMPTS	DATE
	41 vs LA Tech	1-22-89
Opp.	40 by Lamar	1-22-94

	FEWEST FIELD GOALS MADE	DATE
	11 vs LA Tech	1-22-89
Opp.	11, 2x, Last by Southwestern Louisiana	1-11-97

	LOWEST FIELD GOAL PERCENTAGE	DATE
	22.0 vs LA Tech	1-6-96
Opp.	23.9 by Central Baptist College	1-4-21

	MOST 3-PT FIELD GOAL ATTEMPTS	DATE
	44 vs Central Baptist College	11-9-21
Opp.	35 by Central Baptist College	1-4-21

	MOST 3-PT FIELD GOALS MADE	DATE
	16 vs ULM	1-8-22
Opp.	14 by Troy	2-9-19

	BEST 3-PT FIELD GOAL PERCENTAGE	DATE
	1.000 (5 att.) 2x, Last vs Little Rock	1-29-15
Opp.	1.000 by 3 Teams	-

	MOST FREE THROW ATTEMPTS	DATE
	58 vs Western Kentucky	3-6-94
Opp.	38 by New Orleans	1-23-97

	MOST FREE THROWS MADE	DATE
	41 vs Western Kentucky	3-6-94
Opp.	30 by North Texas	2-17-01

	BEST FREE THROW PERCENTAGE (min. 10 att.)	DATE
	1.000 vs Georgia State (12-12)	2-23-17
Opp.	1.000 by UL Lafayette (11-11)	2-17-08

	FEWEST FREE THROW ATTEMPTS	DATE
	5 vs LA Tech	11-25-02
Opp.	1 (2x) Last: Wichita State	11-21-15

	FEWEST FREE THROWS MADE	DATE
	1 vs Southern	3-17-16
Opp.	1 (3x) Last: Central Baptist College	1-4-21

	LOWEST FREE THROW PERCENTAGE	DATE
	.320 vs New Orleans	1-21-88
Opp.	.167 by Central Baptist College	1-4-21

	MOST REBOUNDS	DATE
	71 vs Ouachita Baptist	12-13-88
Opp.	69 by Troy	1-21-17

	FEWEST REBOUNDS	DATE
	22 vs Florida International	1-22-01
Opp.	22 by UT Pan American	1-9-93

	MOST OFFENSIVE REBOUNDS	DATE
	33 vs Central Florida	2-13-91
Opp.	31 by Troy	1-21-17

	MOST DEFENSIVE REBOUNDS	DATE
	43 vs Southwestern Louisiana	2-24-90
Opp.	42 by 3 Teams	-

	MOST TURNOVERS	DATE
	38 vs Southwestern Louisiana	1-15-98
Opp.	42 by New Orleans	3-7-96

	FEWEST TURNOVERS	DATE
	4 vs Central Baptist College	1-4-21
Opp.	7 (2x) Last: UT Arlington	1-17-19

	MOST ASSISTS	DATE
	36 vs. Lamar	2-12-98
Opp.	26 (2x) Last: UT Arlington	1-17-19

	FEWEST ASSISTS	DATE
	2 vs Troy	1-20-08
Opp.	1 by UL Monroe	2-28-08

	MOST BLOCKED SHOTS	DATE
	10 vs Mississippi College	12-16-87
Opp.	9 (3x) Last: Arkansas	11-19-21

	MOST STEALS	DATE
	27 vs Northeast Louisiana	1-23-91
Opp.	19 (3x) Last: Troy	1-8-14

	FEWEST STEALS	DATE
	1 vs LA Tech	1-22-89
Opp.	0 by Central Baptist College	1-4-21

FIRST NATIONAL BANK ARENA
RECORDS

INDIVIDUAL

	MOST POINTS SCORED	DATE
	38 by Adrianne Davie vs UL Monroe	1-17-07
Opp.	35 by Casey Garrison, Missouri State	11-27-09

	MOST FIELD GOAL ATTEMPTS	DATE
	34 by Vicki Romine vs UMKC	2-8-88
Opp.	29 by Jerica Coley, Florida International	3-9-13

	MOST FIELD GOALS MADE	DATE
	15 by Shyla Tucker vs South Alabama	1-14-94
Opp.	14 by Cassie Brooks, Lamar	2-18-88

	BEST FIELD GOAL PERCENTAGE (min. 10 att.)	DATE
	.846 (11-14) - Eric Beatty vs Alabama A&M	12-5-98
Opp.	.917 (11-12) - Rebekah VanDijk, UT Arlington	1-13-18

	MOST 3-PT FIELD GOAL ATTEMPTS	DATE
	23 by Vicki Romine vs UMKC	2-8-88
Opp.	14 by Kim Perrot, Southwestern La.	2-24-90

	MOST 3-PT FIELD GOALS MADE	DATE
	9 by Danielle Featherston vs Lamar	1-22-94
Opp.	7 (3x) Last: Alexis Brown, Georgia Southern	3-2-19

	BEST 3-PT FIELD GOAL PERCENTAGE (min. 5 att.)	DATE
	1.000 (9x) Last: Jasmine Hunt vs UL Lafayette	3-6-15
Opp.	1.000 (3x) Last: Bria Gaines, Western Kentucky	2-5-14

	MOST FREE THROW ATTEMPTS	DATE
	29 by Shyla Tucker vs Western Kentucky	3-6-94
Opp.	16 (4x) Last: Amber Holt, Middle Tennessee	1-14-08

	MOST FREE THROWS MADE	DATE
	18 by Shyla Tucker vs Western Kentucky	3-6-94
Opp.	15 by Dawn Warner, Western Kentucky	1-28-95

	BEST FREE THROW PERCENTAGE (min. 10 att.)	DATE
	1.000 (4x) Last: Aundrea Gamble vs FGCU	12-22-14
Opp.	1.000 (2x) Last: Debby Batz, Central Florida	2-3-92

	MOST REBOUNDS	DATE
	21 (2x) Last: Trinitee Jackson vs Texas State	1-29-22
Opp.	23 by Aminata Seck, Central Baptist College	11-9-21

	MOST OFFENSIVE REBOUNDS	DATE
	13 by Shyla Tucker vs Central Florida	2-14-91
Opp.	14 by Tonya Scott, UAB	12-30-92

	MOST DEFENSIVE REBOUNDS	DATE
	12 (2x) Last: Morgan Wallace vs Louisiana	1-22-21
Opp.	14 by Aminata Seck, Central Baptist College	11-9-21

	MOST ASSISTS	DATE
	12 by Tia Kemp vs Coppin State	12-2-94
Opp.	14 by Amira Atwater, Georgia Southern	3-2-19

	MOST BLOCKED SHOTS	DATE
	6 (2x) Last: Adrianne Davie vs North Texas	1-20-05
Opp.	6 by Jasmine Joyner, Chattanooga	12-1-14

	MOST STEALS	DATE
	9 (2x) Last: Sonja Tate vs Southwestern Louisiana	2-90-92
Opp.	11 by Kim Perrot, Southwestern Louisiana	2-2-89

YEAR-BY-YEAR HOME GAME ATTENDANCE

YEAR	GAMES	W-L (Conf.)	ATTENDANCE	AVG.
1987-88	14	11-3 (2-2)	5,796	414
1988-89	14	10-4 (3-2)	6,287	449
1989-90	10	6-4 (3-2)	4,371	437
1990-91	12	11-1 (5-1)	9,546	796
1991-92	11	11-0 (8-0)	9,313	847
1992-93	12	10-2 (5-2)	19,581	1,632
1993-94	12	11-1 (5-1)	13,756	1,146
1994-95	10	8-2 (5-2)	18,233	1,823
1995-96	12	9-3 (5-2)	18,530	1,544
1996-97	11	9-2 (6-1)	23,371	2,125
1997-98	12	11-1 (6-1)	22,304	1,859
1998-99	16	12-4 (4-2)	24,244	1,578
1999-00	13	9-4 (4-4)	17,702	1,362
2000-01	12	7-5 (4-4)	16,088	1,341
2001-02	12	6-6 (4-3)	20,360	1,697
2002-03	14	6-8 (3-4)	25,715	1,837
2003-04	14	11-3 (6-1)	16,746	1,196
2004-05	13	13-0 (7-0)	35,242	2,711
2005-06	12	9-3 (5-2)	29,205	2,434
2006-07	16	14-2 (8-1)	33,262	2,079
2007-08	15	13-2 (9-0)	29,792	1,986
2008-09	15	9-6 (6-3)	30,053	2,004
2009-10	14	8-6 (5-4)	15,296	1,092
2010-11	14	9-5 (5-3)	21,184	1,513
2011-12	15	9-6 (4-4)	21,702	1,447
2012-13	15	10-5 (7-3)	27,068	1,805
2013-14	14	12-2 (8-1)	16,351	1,168
2014-15	15	14-1 (10-0)	22,140	1,476
2015-16	14	14-0 (10-0)	19,154	1,368
2016-17	12	5-7 (4-5)	18,212	1,518
2017-18	14	9-5 (5-4)	22,400	1,600
2018-19	14	9-5 (5-4)	15,250	1,089
2019-20	12	8-4 (6-3)	8,771	731
2020-21	13	7-6 (2-5)	4,124*	317*
2021-22	13	8-5 (3-3)	10,913	839
2022-23	14	7-7 (3-6)	18,308	1,308
TOTALS	**475**	**345-130**	**670,100**	**1,410**

TOP 20 CROWDS AT FNB ARENA

OPPONENT		ATTENDANCE	DATE
1.	vs Arkansas	10,892*	3-24-05
2.	vs Arkansas-Little Rock	6,367	2-17-17
3.	vs Arkansas-Little Rock	6,149	1-10-02
4.	vs LA Tech	5,816	1-14-95
5.	vs Florida Atlantic	5,631	1-26-13
6.	vs Arkansas-Pine Bluff	5,619	12-11-04
7.	vs. Mississippi Valley State	5,412*	12-13-18
8.	vs Denver	4,973	1-19-06
10.	vs UT Pan American	4,781	1-25-97
11.	vs Belmont	4,374*	12-14-17
12.	vs New Orleans	4,312	1-27-96
13.	vs South Alabama	4,312	1-27-96
14.	vs Saint Louis	4,208	1-15-98
15.	vs New Orleans	4,158	1-31-98
16.	vs LA Tech	4,134	1-6-96
17.	vs LA Tech	4,120	1-30-93
18.	vs UL Monroe	4,110	2-28-08
19.	vs Lamar	3,844	2-6-93
20.	vs Oklahoma	3,686	11-22-22

* Denotes a non-double-header game

VERSUS OPPONENTS AT FIRST NATIONAL BANK ARENA

AGAINST ALL-TIME OPPONENTS AT FIRST NATIONAL BANK ARENA

OPPONENT	RECORD
Alabama	1-0
Alabama A&M	2-0
Alcorn State	4-0
APPALACHIAN STATE	**5-2**
ARKANSAS	**1-1**
ARKANSAS-PINE BLUFF	**8-1**
Austin Peay	4-0
Baylor	0-1
Belmont	1-1
Butler	1-0
BYU	1-0
Cal Poly	1-0
Central Arkansas	1-0
Central Baptist	3-0
Champion Christian	2-0
Charlotte	0-2
Chattanooga	1-0
Christian Brothers	1-0
COASTAL CAROLINA	**3-1**
Coppin State	1-0
Creighton	1-0
Denver	7-2
East Carolina	0-1
Florida	0-1
Florida Atlantic	4-2
Florida Gulf Coast	0-1
FIU	5-7
Georgia State	6-2
Georgia Southern	5-1
Grambling	2-1
Hampton	0-1
Harding	1-0
Henderson State	1-0
HENDRIX	**2-0**
Indiana State	1-1
Jackson State	2-0
Kansas	1-1
Kansas City (UMKC)	4-1
Kansas State	2-1
Kent State	2-0
Lamar	9-1
LITTLE ROCK	**18-8**
Long Island	1-0
LOUISIANA	**26-5**
LOUISIANA TECH	**2-17**
Louisville	1-0
Lyon College	2-0
Marquette	0-1
Marshall	0-1
Maryland-Eastern Shore	1-0
McNeese State	2-0
Memphis	2-0
Michigan State	0-1
Middle Tennessee	5-6
Mississippi College	2-0
Mississippi State	3-0
Mississippi Valley State	11-0
Missouri	1-1
Missouri-St. Louis	1-0
Missouri State	5-2
Murray State	6-2
Nebraska	1-0
New Hampshire	1-0
New Mexico State	1-2
New Orleans	18-4
Nicholls State	1-0
North Dakota State	1-0
North Texas	9-3
Northern Arizona	1-0
Northern Iowa	1-1
Northwestern State	0-1
Oklahoma	1-2
Oklahoma State	2-1
OLD DOMINION	**0-1**
Ole Miss	3-1
Ouachita Baptist	1-1
Ozarks (Ark.)	1-0
Purdue	0-1
Saint Louis	2-0
SOUTH ALABAMA	**20-2**
South Dakota State	1-0
South Florida	0-1
Southeast Missouri State	1-2
Southern	3-0
Southern Illinois	1-0
SIU Edwardsville	1-0
SOUTHERN MISS	**1-1**
Southwest Baptist	1-0
Stephen F. Austin	1-0
Tennessee State	1-0
Tennessee Tech	2-0
Texas A&M-Corpus Christi	2-0
TCU	2-0
TEXAS STATE	**7-5**
Toledo	1-0
TROY	**8-5**
Tulane	0-1
Tulsa	3-0
UAB	1-0
UCF	3-0
ULM	**19-1**
UNLV	1-0
USC	1-0
UT Arlington	5-5
UTEP	4-0
UT MARTIN	**2-2**
UT Rio Grande Valley	11-0
Utah State	1-0
Virginia	1-0
Western Kentucky	13-8
Wichita State	2-1
Williams Baptist	1-0

** **BOLD CAPS** denotes hosting in 2022-23

ALL-TIME COACHING **RECORDS**

ALL-TIME HEAD COACHES (8)

KAY WOODIEL
1975-1978

SARA WOOLEY
1979-1981

BEVERLY WEBB
1982-1984

JERRY ANN WINTERS
1985-1994

JEFF MITTIE
1995-1998

BRIAN BOYER
1999-2019

MATT DANIEL
2019-2021

DESTINEE ROGERS
2021-PRESENT

ALL-TIME ASSISTANT COACHES

COACH	YEARS
Nate Altenhofen	1999-02
Lindsay Ballweg	2013-14
Kerry Boyatt	1995-96
Brian Boyer	1995-1999
Todd Buchanan	2018-2019
Kevin Bucher	1998-99
Jodi Davis	1999-06
Mike Dean	1988-92
Surina Dixon	1999-00
Rudy Evans	**2023-present**
Aundrea Gamble	2016-18
Jennifer Guiland	1996-98
Loretta Hall	1996-99
Steve Huber	2015-2016
Weston Jameson	2020-21
Deidra Johnson	2015-2019
Aaron Kallhoff	2013-15
Leslie Larsen	2010-13
Connor McNelis	2021-23
Sytia Messer	2000-02
Rick Napier	1992-1994
Lizzie Nessling	**2020-present**
Rebecca Peoples	2002-10
Autumn Rademacher	2015-2019
Tanya Ray	2002-11
Carrie Redman	2006-2008
Destinee Rogers	2019-21
Dana Self	1993-1995
Todd Schaefer	2011-13
Jennifer Sullivan	2009-12
Sonja Tate	2012-15
Sean Weibling	2008-09
Ari Wideman	**2022-23**
Caronica Williams	2019-20

ALL-TIME COACHING RECORDS

COACH	YEARS	SEASONS	GAMES	W-L	PCT.
Kay Woodiel	1975-78	4	78	46-32	.560
Sara Wooley	1979-81	3	90	57-33	.633
Beverly Webb	1982-84	3	72	31-41	.431
Jerry Ann Winters	1986-1994	11	316	196-120	.620
Jeff Mittie	1995-98	4	117	75-42	.641
Brian Boyer	1999-2019	20	620	333-287	.537
Matt Daniel	2019-21	3	61	24-37	.393
Destinee Rogers	**2021^-pres.**	**2**	**50**	**21-29**	**.420**

^ - Destinee Rogers coached 18 games in 2021-22 as interim head coach

STATISTICS (SINCE 1981-82)

YEAR	GP	FG-FGA	FG%	3FG-FGA	3FG%	FT-FTA	FT%	REB/AVG	AST	TO	BLK	STL	PTS/AVG
1981-82	23	636-1379	.461	--	--	256-385	.665	783/34.0	--	--	--	--	1528/66.4
1982-83	23	605-1396	.433	--	--	294-489	.601	954/41.4	--	--	--	--	1504/64.6
1983-84	26	702-1582	.443	--	---	383-600	.639	1103/42.4	--	--	--	--	1787/68.7
1984-85	25	696-1617	.431	--	--	432-648	.667	1031/41.2	336	541	82	269	1826/73.0
1985-86	26	729-1627	.448	--	--	362-560	.646	1039/40.0	--	--	--	--	1820/70.0
1986-87	27	776-1757	.442	--	--	457-700	.653	1201/44.5	--	--	--	--	2009/76.4
1987-88	31	818-1895	.432	72-208	.346	514-814	.632	1382/44.6	437	633	127	322	2222/71.7
1988-89	27	654-1591	.411	63-216	.292	419-634	.661	1144/42.4	395	552	54	215	1790/66.3
1989-90	26	668-1684	.397	85-246	.346	354-525	.674	1063/40.9	377	467	52	261	1775/68.3
1990-91	28	766-1841	.416	86-300	.287	428-677	.632	1232/44.0	340	484	48	293	2046/73.1
1991-92	32	856-2014	.425	59-214	.276	577-876	.659	1362/42.6	430	594	70	394	2348/73.4
1992-93	33	836-2008	.416	203-575	.353	480-761	.631	1327/40.2	427	571	64	407	2355/71.4
1993-94	31	791-1932	.409	110-383	.287	474-769	.616	1254/40.5	413	592	50	361	2166/69.9
1994-95	30	714-1858	.384	100-352	.284	501-791	.633	1247/41.6	381	559	43	332	2029/67.6
1995-96	27	661-1681	.393	178-540	.330	405-645	.628	1035/38.3	358	517	45	376	1905/70.6
1996-97	28	767-1780	.431	182-555	.328	411-696	.591	1116/39.9	496	565	92	348	2127/76.0
1997-98	30	873-2029	.430	224-604	.371	468-709	.660	1331/44.4	455	656	75	330	2438/81.3
1998-99	32	884-2083	.424	159-486	.327	434-657	.661	1357/42.4	427	642	310	426	2361/73.8
1999-00	30	826-1901	.435	199-539	.369	359-510	.704	1169/39.0	389	580	91	265	2210/73.7
2000-01	28	674-1680	.401	162-489	.331	415-608	.684	1129/40.3	311	573	100	269	1926/68.8
2001-02	28	644-1717	.375	144-431	.334	383-561	.683	1200/42.9	340	542	108	241	1815/64.8
2002-03	30	698-1739	.401	177-477	.371	412-630	.654	1139/38.0	340	606	87	292	1985/66.2
2003-04	29	681-1648	.413	138-407	.337	478-689	.694	1110/38.3	312	529	71	263	1977/68.2
2004-05	32	785-1824	.430	152-448	.340	496-688	.721	1233/.385	447	595	96	285	2218/69.3
2005-06	30	715-1740	.411	188-599	.314	411-604	.680	1149/38.3	443	553	75	222	2029/67.6
2006-07	34	803-1900	.423	167-514	.434	481-683	.704	1259/37.0	461	627	117	240	2254/66.3
2007-08	32	736-1982	.371	118-428	.276	426-687	.620	1322/41.3	321	577	102	345	2016/63.0
2008-09	30	677-1728	.392	91-292	.311	469-703	.667	1183/.394	354	549	100	300	1914/63.8
2009-10	31	736-1928	.382	106-357	.297	460-700	.657	1283/41.4	353	590	129	291	2038/65.7
2010-11	32	690-1885	.366	128-489	.262	385-630	.611	1242/38.8	333	539	95	330	1893/59.2
2011-12	30	633-1683	.376	130-498	.261	343-493	.696	961/32.0	305	466	65	245	1739//58.0
2012-13	30	679-1580	.430	106-369	.287	378-554	.682	1051/35.0	324	533	79	238	1842/61.4
2013-14	34	891-2013	.443	169-498	.339	536-786	.682	1311/38.6	453	524	92	279	2487/73.1
2014-15	35	919-2050	.448	150-473	.317	497-709	.702	1282/36.6	439	529	84	266	2485//71.0
2015-16	33	935-2078	.450	217-618	.351	388-531	.731	1228/37.2	498	453	107	298	2475/75.0
2016-17	32	677-1865	.363	178-525	.339	406-606	.670	1148/35.9	322	602	104	192	1938/60.6
2017-18	30	717-1813	.395	145-440	.330	413-598	.691	1097/36.6	349	501	113	225	1992/66.4
2018-19	30	700-1715	.408	135-423	.319	495-744	.665	1045/34.8	374	499	54	233	2030/67.7
2019-20	30	679-1784	.381	186-649	.287	395-593	.666	1061/35.4	375	469	67	274	1939/64.6
2020-21	21	505-1250	.404	125-417	.300	256-382	.670	860/41.0	273	352	63	172	1391/66.2
2021-22	28	776-1842	.421	208-627	.332	413-572	.722	1107/39.5	405	416	59	257	2173/77.6
2022-23	32	795-2076	.383	206-667	.309	426-571	.746	1264/39.5	396	494	76	267	2222/69.4

YEAR-BY-YEAR
OPPONENT STATISTICS (SINCE 1981-82)

YEAR	GP	FG-FGA	FG%	3FG-FGA	3FG%	FT-FTA	FT%	REB/AVG	AST	TO	BLK	STL	PTS/AVG
1981-82	23	621-1446	.430	--	--	230-361	.637	764/33.2	--	--	--	--	1472/64.0
1982-83	23	717-2559	.460	--	--	319-525	.608	965/42.0	--	--	--	--	1752/76.2
1983-84	26	765-1679	.456	--	--	316-510	.620	972/37.4	--	--	--	--	1846/71.0
1984-85	25	778-1707	.456	--	--	353-540	.654	1085/43.4	364	526	64	245	1909/76.4
1985-86	26	787-1748	.450	--	--	345-509	.678	1042/40.1	--	--	--	--	1919/73.8
1986-87	27	795-1799	.442	--	--	340-498	.683	1037/38.4	--	--	--	--	1920/72.2
1987-88	31	861-2043	.421	51-175	.291	304-497	.612	1188/38.3	422	594	110	356	2077/67.0
1988-89	27	709-1695	.418	53-172	.308	347-527	.658	1034/38.3	422	485	73	272	1818/67.3
1989-90	26	693-1616	.429	54-180	.300	305-457	.667	1066/41.0	412	518	68	216	1745/67.1
1990-91	28	713-1765	.404	64-216	.296	440-670	.657	1189/42.5	362	536	67	238	1930/68.9
1991-92	32	765-1875	.408	63-205	.307	455-653	.69	1226/38.3	393	742	86	251	2048/64.0
1992-93	33	752-1840	.409	80-273	.293	380-605	.628	1279/38.8	378	749	79	259	1964/59.5
1993-94	31	692-1693	.409	89-288	.309	442-677	.653	1207/38.9	359	775	68	283	1919/61.8
1994-95	30	716-1737	.412	90-323	.279	369-581	.635	1208/40.3	378	682	93	263	1891/63.0
1995-96	27	680-1613	.422	90-315	.286	321-514	.625	1197/44.3	333	687	712	218	1771/65.6
1996-97	28	648-1682	.385	93-309	.301	430-638	.674	1251/44.7	376	740	46	262	1819/65.0
1997-98	30	705-1837	.384	123-389	.316	544-825	.659	1239/41.3	394	712	86	286	2077/69.2
1998-99	32	825-1992	.414	149-477	.312	585-860	.680	1291/40.3	475	14.8	629	327	2384/74.5
1999-00	30	749-1931	.388	118-412	.286	428-608	.705	1270/42.3	374	608	66	286	2044/68.1
2000-01	28	644-1616	.399	129-411	.314	419-609	.688	1059/37.8	397	567	80	261	1836/65.6
2001-02	28	559-1728	.387	153-473	.323	389-555	.701	1133/40.5	413	490	90	278	1880/67.1
2002-03	30	712-1735	.410	178-445	.400	397-598	.664	1174/39.1	371	614	61	327	1999/66.6
2003-04	29	665-1687	.394	127-418	.304	402-589	.683	1115/38.4	296	576	95	268	1859/64.1
2004-05	32	773-1972	.392	110-433	.254	318-528	.602	1250/39.1	376	646	128	298	1974/61.7
2005-06	30	762-1842	.414	131-451	.290	400-600	.667	1176/39.2	410	497	114	302	2055/68.5
2006-07	34	823-2174	.383	153-579	.264	383-583	.657	1375/40.4	406	591	108	337	2182/64.2
2007-08	32	727-1851	.393	154-510	.302	377-566	.666	1308/40.9	336	698	109	275	1985/62.0
2008-09	30	697-1733	.402	143-377	.300	361-520	.694	1125/37.5	372	575	98	249	1898/63.3
2009-10	31	768-1927	.399	172-529	.325	424-600	.707	1322/42.6	426	608	106	281	2132/68.8
2010-11	32	700-1809	.387	128-493	.260	310-465	.667	1284/40.1	339	665	96	228	1838/57.4
2011-12	30	740-1709	.433	142-457	.311	297-425	.699	1208/40.3	363	568	93	224	1919/64.0
2012-13	30	709-1810	.392	111-446	.249	282-412	.684	1120/37.3	306	489	68	290	1811/60.4
2013-14	34	817-1941	.421	155-447	.347	462-655	.705	1170/34.4	390	582	71	220	2251/66.2
2014-15	35	871-2104	.414	155-495	.313	351-512	.686	1271/36.3	375	593	117	252	2248/64.2
2015-16	33	773-1944	.398	153-514	.298	305-446	.684	1203/36.5	366	635	103	211	2004/60.7
2016-17	32	879-2093	.420	172-574	.301	379-524	.723	1384/43.2	471	526	136	331	2310/72.2
2017-18	30	763-1793	.426	183-554	.330	384-555	.692	1166/38.9	424	542	118	259	2093/69.8
2018-19	30	834-1894	.440	200-569	.351	311-440	.707	1200/40.0	483	521	118	242	2179/72.6
2019-20	30	815-1896	.430	246-722	.341	334-494	.676	1280/42.7	558	494	110	220	2210/73.7
2020-21	21	468-1275	.367	124-445	.279	213-292	.729	778/37.0	281	333	67	157	1273/60.6
2021-22	28	741-1718	.431	169-544	.311	394-571	.690	1101/39.3	419	481	78	204	2045/73.0
2022-23	32	823-2016	.408	176-578	.304	465-648	.718	1352/42.3	440	538	102	235	2287/71.5

AN ARKANSAS STATE TEAM ...

Scored 100 points	102 at McNeese State (11/29/22)
Scored 90 points	98 vs ULM (2/22/23)
Scored fewer than 60 points	57 at James Madison (2/11/23)
Scored fewer than 50 points	48 at Louisiana (1/21/23)
Won by 30 points	45 vs Hendrix (11/16/22 - 95-50)
Shot 60 percent or better from the floor	63.2% vs UT Martin (1/12/12)
Shot 50 percent from the floor	51.3% (41-80) at McNeese State (11/29/22)
Shot less than 35 percent from the floor	31.0% (18-58) vs Louisiana (2/18/23)
Shot 100 percent from 3-point range (Min. 5 attempts)	6-for-6 vs Little Rock (1/29/15)
Shot 60 percent from 3-point range	70.0% vs Old Dominion (2/4/23)
Made 10 3-point field goals	10 vs Southern Miss (3/3/23)
Shot better than 80 percent from the free-throw line (Min. 5 made)	81.0% (17-21) vs Georgia Southern (3/1/23)
Shot worse than 50 percent from the free-throw line	40.0% (6-15) at North Alabama (12/8/22)
Had 60 rebounds	61 vs Hendrix (11/16/22)
Had 50 rebounds	55 at South Alabama (1/19/23)
Had 20 offensive rebounds	22 vs Marshall (1/28/23)
Had 40 assists	46 vs Lamar (1997-98)
Had 20 assists	22 vs ULM (2/22/23)
Had 20 turnovers	21 vs Texas State (2/24/23)
Had fewer than 10 turnovers	8 vs South Alabama (2/16/23)
Had fewer than 10 fouls	9 vs Coastal Carolina (1/25/20)
Had 10 or more steals	12 vs Georgia Southern (3/1/23)
Had 20 or more steals	21 vs Coastal Carolina (3/2/22)
Had 10 or more blocked shots	10 at Western Kentucky (2/10/10)
Had six double-figure scorers	at McNeese State (11/29/22)
Had five double-figure scorers	vs Southern Miss (3/3/23)
Had four double-figure scorers	vs ULM (2/28/23)
Had no players score in double figures	at Southern Miss (1/12/23)
Had three players score 20 or more points	at Troy [Brown-Haywood, 23; Flanery, 22; Gamble, 21] (2/5/16)
Had two players scored 20 or more points	at Georgia Southern [Lauryn Pendleton - 24 & Jade Upshaw - 20] (12/31/22)
Had three double-figure rebounders	vs Kansas City (11/26/22)
Had two double-figure rebounders	at South Alabama [Kiayra Ellis - 12 & Lauryn Pendleton - 10] (1/19/23)
Had two with double-doubles	vs Hendrix (11/16/22)
Failed to make a three-point field goal	vs Texas State (1/11/18)
Defeated a ranked team	vs #22 TCU (68-64) (12/5/04)
Defeated a top-10 team	vs #8 Virginia (86-77) (11/22/98)
Won an overtime game	vs Georgia Southern (81-76) (3/1/23)
Won a double-overtime game	Never
Won a triple-overtime game	Never
Won a quadruple overtime game	vs Ole Miss (86-81) (12/7/01)
Overcame a 20-plus point deficit to win	vs South Alabama (21 - 86-80) (3/5/20)

AN ARKANSAS STATE PLAYER ...

Recorded a quadruple-double	Sonja Tate at Southwest Louisiana (29 pts 14 reb, 10 ast, 10 stl) (1/27/93)
Recorded a triple-double	Morgan Wallace vs UT Arlington (12 pts, 11 rebs, 10 ast) (1/27/22)
Recorded a double-double (pts/reb)	Anna Griffin vs ULM (10 pts, 10 rebs) (2/22/23)
Recorded a double-double (pts/ast)	Aundrea Gamble (31 pts, 11 ast) vs Appalachian State (2/20/16)
Went perfect from the 3-point line (min. 4 attempts)	Payton Tennison (4-4) vs Appalachian State (1/16/20)
Went perfect from the free-throw line (min. 5 attempts)	Izzy Higginbottom (11-11) vs Georgia Southern (3/1/23)
Went perfect from the field (min. 5 attempts)	Melodie Kapinga (5-5) vs Old Dominion (2/4/23)
Scored 50 points	Sonja Tate (50) vs Southwest Louisiana (1992-93)
Scored 40 points	Sonja Tate (44) vs UT Pan American (1992-93)
Scored 30 points	Jireh Washington (30) vs Coastal Carolina (3/2/22)
Scored 20 or more points in a half	Izzy Higginbottom (23) vs Georgia Southern (3/1/23 - 2nd)
Had 20 rebounds	Trinitee Jackson (21) vs Texas State (1/29/22)
Had 15 rebounds	Anna Griffin (15) vs Utah State (11/19/22)
Had 10 assists	Morgan Wallace (10) vs UT Arlington (1/27/22)
Had 5 steals	Izzy Higginbottom (5) vs ULM (2/22/23)
Had 7 or more blocked shots	Kim Davis (7) at New Orleans (1999-00)
Had 5 blocked shots	Lauren Bradshaw (6) at Appalachian State (1/27/18)

THE LAST TIME
IT HAPPENED

AN ARKANSAS STATE OPPONENT ...

Scored 100 points	101 by Oklahoma (11/12/21)
Scored 90 points	92 by Troy (2/9/23)
Scored fewer than 60 points	59 by Louisiana (2/18/23)
Scored fewer than 50 points	49 by Louisiana (1/21/23)
Won by 30 points	34 at Texas State (1/14/23 - 89-55)
Shot 60 percent or better from the floor	60.3% by UT Arlington (1/17/19)
Shot 50 percent from the floor	52.6% (30-57) by Texas State (2/24/23)
Shot less than 35 percent from the floor	27.0% (17-63) by Louisiana (2/18/23)
Shot 60 percent from 3-point range	68.2% by Pittsburgh (11/25/17)
Made 10 3-point field goals	11 by Texas State (1/14/23)
Shot better than 80 percent from the free-throw line (Min. 5 made)	94.1% (16-17) by ULM (2/22/23)
Shot worse than 50 percent from the free-throw line	45.8% (11-24) by Georgia Southern (3/1/23)
Had 60 rebounds	86 by Troy (3/9/17)
Had 50 rebounds	59 by Georgia Southern (3/1/23)
Had 20 offensive rebounds	27 by Georgia Southern (3/1/23)
Had 30 assists	37 by Baylor (12/18/19)
Had 20 assists	23 by Texas State (1/14/23)
Had 20 turnovers	23 by Georgia Southern (3/1/23)
Had 30 turnovers	31 by Ozarks (Ark.) (11/23/21)
Had fewer than 10 turnovers	6 by Louisiana (2/6/21)
Had fewer than 10 fouls	8 by James Madison (2/11/23)
Had 10 or more steals	13 by Texas State (2/24/23)
Had 20 or more steals	20 by Troy (2/8/18)
Had 10 or more blocked shots	11 by Baylor (12/18/19)
Had six double-figure scorers	Appalachian State (1/13/22)
Had five double-figure scorers	Troy (2/9/23)
Had four double-figure scorers	Southern Miss (3/3/23)
Had no players score in double figures	by Wichita State (11/21/15)
Had three players score 20 or more points	South Alabama [Savannah Jones, 22; Shaforia Kines, 21; Antoinette Lewis, 20] (3/10/20)
Had two players scored 20 or more points	Kansas City [E'Lease Stafford, 24 & Sanaa' St. Andre, 23] (11/26/22)
Had two double-figure rebounders	Georgia Southern [Taya Gibson, 14 & Terren Ward, 10] (3/1/23)
Had two with double-doubles	Georgia Southern [Taya Gibson & Terren Ward] (3/1/23)
Failed to make a three-point field goal	Little Rock (1/25/14)
Won an overtime game	Louisiana (49-48) (1/21/23)
Won a double-overtime game	SMU (86-80) (11/26/10)

A

Name	Hometown	Years
ALFORD, Kelley	Baton Rouge, La.	2005, 06
ALLISON, Linda	Jonesboro, Ark.	1981, 82, 84
ABRAHAM, Amber	Moorhead, Minn.	2002, 03, 04, 06
ANDERSON, Ashley	Cabot, Ark.	2006, 07, 08
ASHER, Kay	----	1975
AUGMON, Leilani	San Jose, Calif.	2023

B

Name	Hometown	Years
BAKER, Rachel	Mexico, Mo.	2008
BALENTINE, Kim	----	1978, 79
BALENTINE-MORGAN, Debbie	----	1976, 77, 78, 79
BARRY, Christina	Chicago, Ill.	1998
BECK, Bre	Chicago, Ill.	2023
BINKLEY, Amie	Jonesboro, Ark.	1989, 90
BIRMINGHAM, Karla	----	1976, 77
BODDEN, Linay	**Bronx, N.Y.**	**2023**
BOLDING, Meredith	Benton, Ark.	1994
BRADSHAW, Kellina	Miami, Fla.	1998, 99
BRADSHAW, Lauren	Mesquite, Texas	2015, 16, 17, 18
BREHE, Ada	Bay, Mo.	1989
BREHE, Eva	Bay, Mo.	1986, 87, 88, 89
BROWN, Erica	Columbus, Ohio	1984, 85
BROWN, Jessica	Memphis, Tenn.	2010
BROWN, Jordyn	Clovis, Calif.	2021
BROWN, Rachel	Kennett, Mo.	2005, 06, 07
BROWN-HAYWOOD, Khadija	Centralia, Ill.	2013, 14, 15, 16
BURLESON, Jeannie	----	1978

C

Name	Hometown	Years
CANTONE, Hilani	Apopka, Fla.	2021
CARAWAY, Katie	Mount Pleasant, Ark.	2003, 04, 05, 06
CARLEW, Karen	----	1975, 75, 77, 78
CARTER, Ali	Pocahontas, Ark.	2003, 04, 05, 07
CARTER, Holly	Paragould, Ark.	1993, 94, 95, 96
CHATMAN, Jimmisa	Detroit, Mich.	1998, 99
CHISM, Felicia	Pine Bluff, Ark.	1991, 92, 93, 94
CHRISTIAN, Tabitha	Huntsville, Ark.	2004, 05, 06, 07
CLARK, Donna	Jonesboro, Ark.	1981, 82
CLAUSEN, Leslie	Tuckerman, Ark.	1985
CLAY, Claudette	Gladewater, Texas	1987, 88, 89, 90
CLAYBORN, Ashley	Hot Springs, Ark.	2018, 19
CLAYBORN, LaWanda	Memphis, Tenn.	2010, 11
CLIFFT, Susan	----	1975
COTTON, Cynthia	Driver, Ark.	1985, 86
CRANE, Leslie	Lola, Kan.	1985, 86
CRAWFORD, Evevetta	Hopkinsville, Ky.	1994, 95
CRINER, Angie	Jenks, Okla.	2008
CURTIS, Serenia	West Memphis, Ark.	1991, 91

D

Name	Hometown	Years
DAMES, Victoria	Loganville, Ga.	2021
DAVIE, Adrianne	Little Rock, Ark.	2004, 05, 06, 07
DAVIS, Holly	Imboden, Ark.	1991, 92
DAVIS, Kim	Ocala, Fla.	1999, 00
DAY, Ebony	Marion, Ark.	2017
DELAP, Susan	Lincoln, Ark.	1984
DEMENT, Tania	Gosnell, Ark.	1986
DEPRIEST, Phyllis	----	1975, 1977
DEVORE, Janet	Leslie, Ark.	1991, 92
DICICCO, Gina	Blytheville, Ark.	1981
DOTSON, Belinda	----	1975
DUDIC, Rebecca	Wollongong, Australia	1997, 98
DUNN, Elyseia	Kansas City, Mo.	2009
DYESS, Kathy	Las Vegas, Nev.	1997

E

Name	Hometown	Years
EAVES, Denise	Fouke, Ark.	1991, 92
ECHOLS, Tieriney	Memphis, Tenn.	2023
ELDER, Jordan	Joiner, Ark.	2019
ELLIS, Kiayra	**Shreveport, La.**	**2022, 23**
ELLISON, Breaunna	The Colony, Texas	2010, 11
ERICKSON, Hailee	Alton, Mo.	2020, 21
ESKRIDGE, Ashley	Walnut Ridge, Ark.	1992, 93, 94, 95
EVANS, Keeshia	Louisville, Ky.	1998, 99, 00, 01

F

Name	Hometown	Years
FEATHERSTON, Danielle	Glenwood, Ark.	1993, 94, 95, 96
FIELDS, Charlotte	Forrest City, Ark.	1984, 85, 86, 87
FLANERY, Jessica	Mountain View, Ark.	2013, 14, 15, 16
FLYNN, Sheri	Mammoth Spring, Ark.	1990
FORD, Jada	Muskogee, Okla.	2017, 18, 19, 20
FOWLER, Brittany	Leachville, Ark.	2014, 15, 16, 17
FREEMAN, Rodneikka	Stone Mountain, Ga.	2003, 05

G

Name	Hometown	Years
GAINES, Michelle	----	1985
GAMBLE, Aundrea	McKinney, Texas	2014, 15, 16
GILL, Brittney	Pine Bluff, Ark.	2014, 15, 16
GLENN, Kimmie	----	1975, 76, 77, 78
GLENN, Tammy	----	1977, 78
GOLDEN, Sandy	----	1976
GOODALL, Natalie	Miami, Fla.	2000, 0 1
GRADDY, Linda	Hoxie, Ark.	1982, 83, 84
GRADDY, Mary	Hoxie, Ark.	1980, 81, 82, 83
GRAGG, Amanda	----	2005
GRAGG, Paula	Maynard, Ark.	1983
GRAVES, LaToya	Memphis, Tenn.	2003
GRIFFIN, Anna	**Aurora, Ill.**	**2023**
GUY, Annette	----	1975, 76

ALL-TIME LETTER WINNERS

H

Name	Hometown	Years
HAFNER, June	----	1975
HAGOOD, Julie	Pocahontas, Ark.	1997, 98, 99, 00
HALL, Kellye	----	1977
HARRIS, Claudia	Risco, Mo.	1988
HARRIS, Lee Ann	----	1979
HARRIS, Missy	----	1975
HARRIS, Quiana	East St. Louis, Ill.	1999, 00
HATCHER, Mattie	Little Rock, Ark.	2021
HAWKINS, Semona	Morley, Mo.	1985, 86
HAYES, Zennia	Arlington, Tenn.	1987, 88, 89, 90
HECKERT, Madison	Atwood, Tenn.	2017, 18, 19, 20
HEIBERG, Amanda	Fremont, Mo.	1997
HELMS, Melody	Maynard, Ark.	1983, 84, 86
HENKE, Linsay	Jefferson City, Mo.	2009, 10
HIGGINBOTTOM, Izzy	**Batesville, Ark.**	**2023**
HIGGINS, Martha	Joiner, Ark.	1979, 80, 81
HILES, Brittney	Baton Rouge, La.	2006, 07, 08
HODGE, Dena	Popular Bluff, Mo.	1981, 82
HOLLOWAY, Christyal	Little Rock, Ark.	2015, 16
HOLM, Betty	----	1977, 78, 79
HOPKINS, Tahlon	Farmington, Ark.	2017, 18
HOPKINS, Tayton	Farmington, Ark.	2017, 18
HOLSTEN, Dana	Paragould, Ark.	1989, 90, 91, 92
HOPPER, Micaela	Flippin, Ark.	2001, 02
HORNBECK, Emily	----	2004
HORTON, Michelle	Turrell, Ark.	1982, 83, 84, 85
HORTON, Phyllis	----	1976
HORTON, Rosetta	----	1975
HUMPHRIES, Z	Hopkinsville, Ky.	2002, 03
HUNT, Jasmine	Houston, Texas	2011, 12, 13, 14
HURST, NeNe	St. Louis, Mo.	2009, 10, 11, 12

I

Name	Hometown	Years
ISBELL, Julie	Bay, Ark.	1996

J

Name	Hometown	Years
JACKSON, Quintella	East St. Louis, Ill.	1984, 85, 86, 87
JACKSON, Sandy	North Little Rock, Ark.	2013
JACKSON, Trinitee	Dallas, Texas	2019, 20, 21, 22
JAMIESON, Loretta	Hardy, Ark.	1981, 82, 83, 84
JAYROE, Sue	----	1977, 78, 79, 80
JEFFERSON, Ebonie	Laurel, Miss.	2007, 08, 09, 10
JENKINS, Renee	Damascus, Ark.	1986
JERNIGAN, Rita	----	1975
JOHNSON, Jeanetta	----	1978, 79
JOHNSON, Tanisha	Compton, Calif.	1999, 00
JONES, Johnna	Memphis	2020
JONES, LaTanya	Cape Coral, Fla.	1994, 95, 96, 97
JONES, Marcia	Lynn, Ark.	1984, 85
JORDAN, April	----	1988

K

Name	Hometown	Years
KAPINGA, Melodie	**Arlington, Texas**	**2023**
KEMP, Tia	Detroit, Mich.	1995, 96, 97
KILLOUGH, Lindsey	Paragould, Ark.	2013
KING, Xena	North Little Rock, Ark.	2013
KUKURA, Andrea	Jonesboro, Ark.	1986, 87, 88, 89

L

Name	Hometown	Years
LADD, Kylie	Ozark, Ark.	2016
LANE, Zaneta	Richton Park, Ill.	2004, 05
LAWSON, Amanda	Bryan, Texas	2015, 16
LEE, Sharon	----	1975, 77
LEGRANDE, Mary	Luther, Okla.	1994
LERCHER, Theresa	----	1979, 80
LEWIS, Meghan	St. Louis, Mo.	2009, 10, 11, 12
LOCK, Kelsey	Republic, Mo.	2005, 06, 07
LONG, Kathie	Calico Rock, Ark.	1979, 80, 81
LOVE, Mya	Jonesboro, Ark.	2020, 21, 22
LOWMAN, Casie	Germantown, Tenn.	2000, 01, 02, 03

M

Name	Hometown	Years
MADDOX, Olivia	Millington, Tenn.	2012
MADDOX-COTTRELL, Mozell	Port Charlotte, Fla.	1994, 95, 97, 99
MAGLAUGHLIN, Ronnie	Haysville, Kan.	2005, 06
MAHAN, Maggie	Center Ridge, Ark.	2018, 19, 20
MARTIN, Diane	----	1976
MARTIN, Peyton	Pine Bluff, Ark.	2018, 19, 20, 21
MCCARROLL, Michele	Paragould, Ark.	1990, 91
MCCARTER, Karissa	Springfield, Mo.	1988, 89
MCCLENDON, Karen	----	1980
MCCOY, Rachel	Memphis, Tenn.	1987, 88, 89, 90
MCDOWELL, Quinishia	Monroe, La.	2010, 11, 12, 13
MCKEIRNAN, Jolie	St. Louis, Mo.	2000, 01, 02, 03
MCNAIR, Makala	Alpena, Ark.	2008
MITCHELL, Tiffany	Detroit, Mich.	1995
MORGAN, Rita	----	1976
MORRILL, Jane	Scott City, Mo.	2011, 12, 13, 14
MORRIS, Barbara	Creighton, Mo.	1982, 83
MUIRHEAD, Brandi	Seagoville, Texas	1997, 98

O

Name	Hometown	Years
O'BANNON, Jalen	Memphis, Tenn.	2013, 14
OBINABO, Ogo	Plano, Texas	2015, 16, 17, 18
OLIVER, Dominique	Rowlett, Texas	2014, 15, 16, 17
OLVERA, Ashley	McKinney, Texas	2012, 13

P

Name	Hometown	Years
PARTAIN, Lisa	Rossville, Ga.	1983
PARKS, Vanessa	Memphis, Tenn.	1984
PATTON, Keya	Indianapolis, Ind.	2022, 23
PEEVY, Lycia	Paris, Ark.	2018, 19
PENCE, Melia	Ashland, Mo.	2007
PENDLETON, Lauryn	**Little Rock, Ark.**	**2022, 23**
PENN, Beth	Blytheville, Ark.	1984, 85, 86, 87
PERKINS, Beverly	----	1976
PETTY, Becky	----	1991
PHILLIPS, Patti	----	1978, 79
PHIPPS, Gaye	----	1980
PIPKENS, Aundrea	Fresno, Texas	2014
PORTER, Rachel	Chicago, Ill.	2003
POSPISIL, Kayla	Marion, Iowa	2008
POWELL, Mary	Blytheville, Ark.	1982, 83
POWERS, Patti	----	1981
PRICE, Michelle	Gladewater, Texas	1985, 86
PRITCHETT, Tiarra	Madison, Ala.	2012

Q

Name	Hometown	Years
QEDAN, Hanna	Farmington, Ark.	2012, 13, 14, 15
QUARRELLS, Lois	----	1976, 77
QUARRY, Cindy	----	1978

R

Name	Hometown	Years
RANDLE, Mekena	Madison, Ala.	2011
RANKIN, Crystal	Jonesboro, Ark.	1991, 92, 93, 94
REEL, Laura	Wagoner, Okla.	2012
REID, Tasha	Cincinnati, Ohio	2002
RHEA, Shannon	Newport, Ark.	1990, 91
RICHARDSON, Sueann	----	1977, 78
ROBERSON, Sherry	----	1975
ROBERTS, Lunden	Batesville, Ark.	2012
ROLDAN, Talia	Merrillville, Ind.	2021, 22
ROMINE, Vicki	Rector, Ark.	1987, 88
ROWELL, Melinda	Warren, Ark.	1981, 82, 83, 84
ROSS, Jill	Ringgold, Ga.	1983
RUFFINS, Jamie	Little Rock, Ark.	2014, 15, 16
RUSH, Charity	Fort Smith, Ark.	1998, 99

S

Name	Hometown	Years
SAGAIKAITE, Agne	Kaunas City, Lithuania	2002, 04
SAMPLE, Clara	----	1976, 77
SCALES, Palmer	Jonesboro, Ark.	1984, 85
SCHEER, Angie	Marmaduke, Ark.	1989, 90
SCHLUP, Lyndsay	California, Mo.	2007, 08, 09, 10
SCHROCK, Vanessa	Cedar Rapids, Iowa	2004, 05
SCHUMANN, Jennifer	Phoenix, Ariz.	1991, 92
SCOTT, Cindy	----	1977
SCOTT, Shay	North Little Rock, Ark.	2008, 09, 10, 11
SCROGGINS, Sherry	----	1982
SEWELL, Tori	Arlington, Tenn.	2017
SHELBY, Brooke	Paragould, Ark.	2001, 02, 03, 04
SHEPHERD, Cheri	Marked Tree, Ark.	1992, 93
SIMS, Rudy	Memphis, Tenn.	2004, 05, 06, 07
SINEGAR, Bernadette	----	1985
SMITH, Carey	North Little Rock, Ark.	1997
SMITH, Rae-Anne	Dumas, Ark.	1999, 00, 01, 02
SMITH, Shundra	Belle Glade, Fla.	1995, 96
SMITH, Tracy	Black Rock, Ark.	1990
SMITH, Veronica	East St. Louis, Ill.	2007, 08, 09
SMITH, Wanda	----	1975
SOUKUPOVA, Lenka	Prague, Czech Republic	1998, 99, 00, 01
SPEARS, Shelly	Springfield, Mo.	1988, 89
STARR, Caroline	Benton, Ark.	2006, 07, 08, 09
STEIMEL, Rose	Pocahontas, Ark.	1983
STINSON, Jada	Elizabethtown, Ky.	2021
STOUDEMIRE, LaDe'Sha	Lake Wales, Fla.	2009
SZYDLOWSKA, Karolina	Wroclaw, Poland	2021, 22

T

Name	Hometown	Years
TACKETT, Jammie	Harrisburg, Ark.	1999, 00
TATE, Creshauna	Norphlet, Ark.	1993
TATE, Sonja	West Memphis, Ark.	1990, 91, 92, 93
TAUSAN, Crystal	Bryant, Ark.	1993, 94, 95, 96
TAYLOR, Jazmine	Memphis, Tenn.	2007, 08, 09, 11
TAYLOR, Latrice	Detroit, Mich.	2000, 01
TAYLOR, Starr	Jonesboro, Ark.	2017, 18, 19, 20
TEDDER, Lurlene	----	1976
TENNISON, Payton	Valley Springs, Ark.	2017, 18, 19, 20
THIAM, Seynabou	Dakar, Senegal	2021
THIBODEAUX, Phyllis	Rayne, La.	1993
THOMAS, Retta	Heth, Ark.	1981,82
THORTON, Susie	----	1978
TOWNE, Amy	Hancock, Iowa	1997, 98
TROUPE, Joycelyn	Memphis, Tenn.	1987, 88, 89
TUBBS, Shameka	Tuscaloosa, Ala.	2020
TUCKER, Chiquita	Chicago, Ill.	2001, 02
TUCKER, Shyla	Fredricktown, Mo.	1991, 92, 93, 94

U

Name	Hometown	Years
UPSHAW, Jade	Sapulpa, Okla.	2022, 23

V

Name	Hometown	Years
VACCARI, Juli	----	1975
VANDUNK, Dawnetta	Pine Bluff, Ark.	1994
VAN HORENBEECK, Claudia	Kapellen, Belgium	1990

W

Name	Hometown	Years
WALLACE, Morgan	Little Rock, Ark.	2018, 19, 20, 21, 22
WALMSLEY, Sandra	----	1979, 80
WARD, Becky	----	1976, 77
WARD, Halsey	Little Rock, Ark.	2006
WARREN, Aaliyah	Irving, Texas	2016, 17
WASHINGTON, Jireh	Memphis, Tenn.	2019, 20, 21, 22
WATSON, Andi	Jonesboro,Ark.	2010, 11, 12, 13
WEAVER, Pat	----	1975, 76
WERNTZ, Lindsay	Freeport, Ill.	1997
WESTBROOK, Akasha	Malvern, Ark.	2015, 16, 18, 19
WEBSTER, Catriece	Memphis, Tenn.	2003, 04
WHITEHURST, Teresa	Melbourne, Ark.	1980
WILBURN, Barbara	Forrest City, Ark.	1985, 86, 88, 89
WILFORD, Marie	----	1975
WILKERSON, Mailyn	**Houston, Texas**	**2022, 23**
WILKETT, Nicole	Sulphur Rock, Ark.	1991, 92
WILLIAMS, Ashley	Popular Bluff, Mo.	2003
WILLIAMS, Jada	Union City, Tenn.	2023
WILLIAMS, Kayla	Memphis, Tenn.	2019, 20, 21
WILLIAMS, Shavondra	Camden, Ark.	2006
WILSON, Carol	----	1980
WISKOTONI, Becky	Elkhart, Ind.	1979, 80, 81, 82
WYATT, Carlette	Bryan, Texas	2013, 14
WYATT, Carlisha	Bryan, Texas	2013, 14

Y

Name	Hometown	Years
YOUNG, Beth	Bryant, Ark.	1993, 95, 96
YOUNG, Melissa	Damascus, Ark.	1987, 88

ALL-TIME **NUMBERS**

0

FORD, Jada	2017, 18, 19, 20
LEGRANDE, Mary	1994
REID, Tasha	1999, 00, 01
SMITH, Shundra	1995, 98
UPSHAW, Jade	2022, 23
WARREN, Aaliyah	2016

1

CARAWAY, Katie	2003, 04, 05, 06
BRADSHAW, Lauren	2015, 16, 17, 18
TAYLOR, Jazmine	2007, 08, 09, 11
WASHINGTON, Jireh	2018, 19, 20, 21, 22

2

AUGMON, Leilani	2023
CANTONE, Hilani	2021
QEDAN, Hanna	2012, 13, 14, 15
TAYLOR, Starr	2017, 18, 19, 20

3

BARRY, Christina	1998
BROWN-HAYWOOD, Khadija	2013, 14, 15, 16
ECHOLS, Tieriney	2023
GOODALL, Natalie	2000, 01
JEFFERSON, Ebonie	2007, 08, 09, 10
PORTER, Rachel	2003
ROBERTS, Lunden	2012
SIMS, Rudy	2004, 05, 06, 07
WALLACE, Morgan	2018, 19, 20, 21, 22
WARREN, Aaliyah	2017

4

BECK, Bre	2023
EVANS, Keeshia	1998, 99, 00, 01
LOVE, Mya	2020, 21, 22
O'BANNON, Jalen	2013, 14

5

BODDEN, Linay	**2023**
BROWN, Jordyn	2021
GILL, Brittney	2014, 15, 16
SAGAIKAITE, Agne	2002, 04
TAYLOR, Latrice	2000, 01
TENNISON, Payton	2017, 18, 19, 20
WERNTZ, Lindsay	1997

10

ALFORD, Kelley	2005, 06
BAKER, Rachel	2008
JACKSON, Quintella	1984, 85, 86, 87
LOWMAN, Casie	2000, 01, 02, 03
PATTON, Keya	2022, 23
PENCE, Melia	2007
PRITCHETT, Tiarra	2012
STINSON, Jada	2021
WESTBROOK, Akasha	2015, 16, 18, 19

11

ABRAHAM, Amber	2002, 03, 04, 06
BRADSHAW, Kellina	1998, 99
BINKLEY, Amie	1989, 90
DAMES, Vic	2021
ESKRIDGE, Ashley	1992, 93, 94, 95
FLYNN, Sheri	1990
ISBELL, Julie	1996, 97
LAWSON, Amanda	2015, 16
MCCARTER, Karissa	1988, 89
MORRILL, Jane	2011, 12, 13, 14
PEEVY, Lycia	2018, 19
SMITH, Shundra	1997
WILKERSON, Mailyn	**2022, 23**

12

HATCHER, Mattie	2021
ISBELL, Julie	1998
OLVERA, Ashley	2012, 13
PENN, Beth	1984, 85, 86, 87
RUFFINS, Jamie	2014, 15, 16

13

BROWN, Erica	1984, 85
DUDIC, Rebecca	1997, 98
FOWLER, Brittany	2014, 15, 16, 17
HARRIS, Claudia	1988
MCDOWELL, Quinishia	2010
ROLDAN, Talia	2021, 22
WISKOTONI, Becky	1979, 81, 81, 82

14

CLAYBORN, Ashley	2018, 19
ERICKSON, Hailee	2020, 21
HAGOOD, Julie	1997, 98, 99, 00
HELMS, Melody	1983, 84, 86
HOLLOWAY, Christyal	2015, 16
MCDOWELL, Quinishia	2011, 12, 13
WILLIAMS, Jada	**2023**

15

GRIFFIN, Anna	**2023**
HILES, Brittney	2006, 07, 08
HUMPHRIES, Z	2002, 03
OLIVER, Dominique	2014
WHITEHURST, Teresa	1980

20

CHISM, Felicia	1991, 92, 93, 94
CLARK, Donna	1981, 82
CLAY, Claudette	1987, 88, 89, 90
HEIBERG, Amanda	1997
HOPKINS, Tayton	2018
LADD, Kylie	2016
LEWIS, Meghan	2009, 10, 11, 12
PARKS, Vanessa	1984
PRICE, Michelle	1985, 86
RANKIN, Crystal	1991, 92, 93, 94
SOUKUPOVA, Lenka	1998, 99, 00, 01
WILLIAMS, Ashley	2003

21

FLANERY, Jessica	2013, 14, 15, 16
HURST, NeNe	2009, 10, 11, 12
TATE, Creshauna	1993
THIAM, Seynabou	2021
TUBBS, Shameka	2020

22

BINKLEY, Amie	1989, 90
GRAVES, LaToya	2003
HODGE, Dena	1981, 82, 83
JAYROE, Sue	1977, 78, 79, 80
KING, Xena	2013
KUKURA, Andrea	1986, 87, 88, 89
MAHAN, Maggie	2018, 19, 20
MCCARROLL, Michele	1991
SCOTT, Shay	2008, 09, 10, 11
SHEPHERD, Cheri	1992, 93

23

BRADSHAW, Kellina	1999
DEVORE, Janet	1991, 92
FEATHERSTON, Danielle	1993, 94, 95, 96
GRADDY, Linda	1984
HIGGINBOTTOM, Izzy	**2023**
HUNT, Jasmine	2011, 12, 13, 14
JACKSON, Trinitee	2019, 20, 21, 22
MCCARROLL, Michele	1990
SMITH, Carey	1997
SMITH, Rae-Anne	1999, 00, 01, 02
SPEARS, Shelly	1988, 89
TAYLOR, Jasmine	2010, 11
THOMAS, Retta	1981
WEBSTER, Catriece	2003, 04

24

DEMENT, Tania	1986
ELDER, Jordan	2018, 2019
ELLISON, Breaunna	2010, 11
GAMBLE, Aundrea	2014, 15, 16
HOLSTEN, Dana	1989, 90, 91, 92
PENDLETON, Lauryn	**2022, 23**
ROMINE, Vicki	1987, 88
ROWELL, Melinda	1981
RUSH, Charity	1999
SZYDLOWSKA, Karolina	2021
TAUSAN, Crystal	1993, 94, 95, 96
TOPKINS, Tahlon	2017

25

ALLISON, Linda	1981, 82, 84
FREEMAN, Rodneikka	2003, 05
JENKINS, Renee	1986
OLIVER, Dominique	2015, 16, 17
STARR, Caroline	2006, 07, 08, 09
WILLIAMS, Kayla	2019, 20, 21

30

DAY, Ebony	2017
ELLIS, Kiayra	**2022, 23**
FIELDS, Charlotte	1984, 85, 86, 88
HAYES, Zennia	1987, 88, 89, 90
KEMP, Tia	1995
LONG, Kathie	1979, 80, 81
MAGLAUGHLIN, Ronnie	2005, 06
SCHLUP, Lyndsay	2007, 08, 09, 10
TUCKER, Shyla	1991, 92, 93, 94

31

JAMIESON, Loretta	1981, 82, 83, 84
REEL, Laura	2012
TUCKER, Chiquita	2001, 02
WILBURN, Barbara	1985, 86, 88, 89

32

BROWN, Jessica	2010
DELAP, Susan	1984
HELMS, Melody	1983, 84, 86
HOPKINS, Tahlon	2018
KEMP, Tia	1997
MADDOX, Olivia	2012
PIPKENS, Aundrea	2014
SEWELL, Tori	2017
TATE, Sonja	1990, 91, 92, 93
TROUPE, Joycelyn	1987, 88, 89

33

BREHE, Eva	1986, 87, 88, 89
CARTER, Holly	1993, 94, 95, 96
CLAYBORN, LaWanda	2010, 11
HIGGINS, Martha	1979, 1980, 81
LANE, Zaneta	2004, 05
MCKEIRNAN, Jolie	2000, 01, 02, 03
OBINABO, Ogo	2015, 16, 17, 18
RHEA, Shannon	1990, 91
SCALES, Palmer	1984, 85
SZYDLOWSKA, Karolina	2022
TOWNE, Amy	1997, 98

34

CRAWFORD, Evevetta	1994, 95
DAVIE, Adrianne	2004, 05, 06, 07
EAVES, Denise	1991, 92
HAWKINS, Semona	1985, 86
JONES, Marcia	1984, 85
MUIRHEAD, Brandi	1997, 98
POSPISIL, Kayla	2008
RANDKE, Mekena	2011
TACKETT, Jammie	1999, 00
THIBODEAUX, Phyllis	1993
WYATT, Carlette	2013, 14
YOUNG, Melissa	1987, 88

35

BROWN, Rachel	2005, 06, 07
CHATMAN, Jimmisa	1998, 99
CLAUSEN, Leslie	1985
FIELDS, Charlotte	1988
GRADDY, Mary	1980, 81, 82, 83
KILLOUGH, Lindsey	2013
MARTIN, Peyton	2018, 19, 20, 21

40

CARTER, Ali	2003, 04, 05, 07
HOPPER, Micaela	2001, 02
MCCARTER, Karissa	1988, 89
SCHUMANN, Jennifer	1991, 92
VAN HORENBEECK, Claudia	1990
WATSON, Andi	2010, 11, 12, 13

41

CRANE, Leslie	1985, 86
DICICCO, Gina	1981
DYESS, Kathy	1997
HARRIS, Quiana	1999, 00
HORTON, Michelle	1982, 83, 84, 85
SHELBY, Brooke	2001, 02, 03, 04
YOUNG, Beth	1993, 95, 96

42

BOLDING, Meredith	1994
DUDIC, Rebecca	1997
JOHNSON, Tanisha	1999, 00
KAPINGA, Melodie	**2023**
MITCHELL, Tiffany	1995
SCHROCK, Vanessa	2004, 05

43

CRAWFORD, Evevetta	1994, 95

44

BREHE, Ada	1989
DAVIS, Holly	1991, 92
JONES, LaTanya	1994, 95, 96, 97
MUIRHEAD, Brandi	1998
WYATT, Carlisha	2013, 14

50

CHRISTIAN, Tabitha	2004, 05, 06, 07
CURTIS, Serenia	1992
DAVIS, Kim	1999, 00
HECKERT, Madison	2017, 18, 19, 20
HENKE, Linsay	2009, 10
MADDOX-COTTRELL, Mozell	1994, 95, 97, 99
SAGAIKAITE, Agne	2002, 04
SMITH, Shundra	1995
SMITH, Tracy	1990
VANDUNK, Dawnetta	1994
WILKETT, Nicole	1991, 92

55

CURTIS, Serenia	1993

Current Players in Bold

ARKANSAS STATE
ALL-AMERICANS

AUNDREA GAMBLE

***2014-15* WBCA (Honorable Mention)**
***2014-15* CollegeSportsMadness Mid-Major (1st-Team)**
***2015-16* NCAA Senior CLASS (2nd-Team)**
***2015-16* CollegeSportsMadness Mid-Major (3rd-Team)**

Aundrea Gamble was the only player in Sun Belt Conference history to win the Women's Basketball Student-Athlete of the Year award three times and also became just the second female athlete in A-State history to win the SBC's overall Student-Athlete of the year in 2015-16. In addition she was just the seond female athlete to be nominated for the NCAA Woman of the Year award in 2015-16.

Gamble earned four All-America honors in her three-year playing career at A-State. During her junior season she became just the second player in program history to reach All-America status when the WBCA named her an honorable mention All-American. She also garnered CollegeSportsMadness Mid-Major First-Team All-America status that same season.

As a senior she led the Red Wolves to their third-straight WNIT berth and was named to the CollegeSportsMadness Mid-Major All-America third team. She also became just the second student-athlete in school history (male or female) to be named to the NCAA Senior CLASS All-America squad, finishing as a second team honoree.

For her career, Gamble finished fourth on the A-State career scoring list with 1,932 points and is tied for second with 479 assists. She ranks eighth all-time with 200 steals and is second with eight 30-plus point performances.

Gamble won the SBC Player of the Week award on Feb. 15, 2015 for the seventh time in her career, the most in A-State history. The McKinney, Texas, native also finished as just one of 10 active players in the NCAA to score over 1,600 points, grab 400 rebounds and dish out 400 assists in a career. She registered double figure scoring in 89 of the 102 games she played in and also scored 15 or more points in 77 of those games and 20 or more points in 53 games.She also finished with 11 career double-doubles.



SONJA TATE

***1992-93* Kodak**

Sonja Tate, who played at A-State from 1989-93, is arguably one of the best basketball players to ever put on an Arkansas State uniform. She remains the leader in six statistical categories and scored 2,312 points in her career, the most of any men's or women's basketball player in school history.

She set the single-season scoring record at A-State with 820 points during the 1992-93 season and owns the top-five single game scoring performances in school history. She remains the only A-State women's player to have scored 40 or more points in a single game, a feat she accomplished five times, including a 50-point performance against Louisiana-Lafayette during the 1992-93 season. Tate connected on 95 three-pointers during the 1992-93 season, an school record that still stands. She pulled down 327 rebounds that season, the most of any player in a single season.

The West Memphis, Ark., native is third on the program's all-time career rebounding charts with 1,006 and is the career leader in steals with 402. She owns the top-two single-season steals records with 125 during the 1992-93 season in 114 swipes during the 1991-92 campaign.

Tate also remains the only player in school history to record a quadruple double, finishing with 29 points, 14 rebounds, 10 assists and 10 steals in an 86-59 victory at Mississippi Valley State Jan. 27, 1993. Later that season, she led A-State to a 67-54 win over SMU and earned MVP honors in the National Women's Invitation Tournament.

Following her freshman season, she was named Co-Newcomer of the Year in the American South Conference. She earned All-American South Conference honors as a sophomore and All-Sun Belt Conference honors as a junior and a senior. Prior to her senior season, she was named preseason first-team All-America by Dick Vitale's Basketball Magazine and following the season was named Sun Belt Conference Player of the Year and a Kodak All-American.

She was also an All-American track and field athlete while at A-State, and remains in the top-10 in program history in six events. She set the school record in the heptathlon in 1994 with 5,247 points, a mark that remains at No. 2 today.

The former guard was inducted into the Hall of Honor in 2004, two years after finishing her WNBA career with the Minnesota Lynx, where she was a three-year starter. During her time with the Lynx, she led the team in minutes played, assists and steals and was among the top-three rebounders on the team. She also played professionally in France, Russia, Spain, and with the American Basketball League.

SONJA TATE

SHYLA TUCKER

AUNDREA GAMBLE

ALL-AMERICAN

Kodak All-America

1992-93	Sonja Tate (G)

WBCA All-America

2014-15	HM: Aundrea Gamble (G)

NCAA SENIOR All-America

2015-16	2nd - Aundrea Gamble (G)

CollegeSportsMadness Mid-Major All-America

2014-15	1st - Aundrea Gamble (G)
2015-16	3rd - Aundrea Gamble (G)

NCAA AWARDS

NCAA Woman of the Year

2015-16	Aundrea Gamble (nominee)

SUN BELT AWARDS

Student-Athlete of the Year (all sports)

2015-16	Aundrea Gamble (G)

PLAYER OF THE YEAR

SUN BELT CONFERENCE

1992-93	Sonja Tate (G)
1993-94	Shyla Tucker (G)*
2013-14	Aundrea Gamble (G)
2014-15	Aundrea Gamble (G)
2015-16	Aundrea Gamble (G)

*Indicates Co-Player of the Year

CollegeSportsMadness SBC Player of the Year

2014-15	Aundrea Gamble (G)

NEWCOMER OF THE YEAR

AMERICAN SOUTH CONFERENCE

1989-90	Sonja Tate (G)*
1990-91	Nicole Wilkett (F)

*Indicates Co-Newcomer of the Year

SUN BELT CONFERENCE

1998-99	Tanisha Johnson (G)
2022-23	Izzy Higginbottom (G)

FRESHMAN OF THE YEAR

SUN BELT CONFERENCE

1996-97	Julie Hagood (G)
2021-22	Lauryn Pendleton (G)

COACH OF THE YEAR

SUN BELT CONFERENCE

1992-93	Jerry Ann Winters (25-8, 10-4)
1993-94	Jerry Ann Winters (22-9, 10-4)
2003-04	Brian Boyer (19-10, 10-4)
2004-05	Brian Boyer (22-11, 11-3)
2013-14	Brian Boyer (22-12, 14-4)
2015-16	Brian Boyer (27-6, 19-1)

ALL-CONFERENCE HONORS

SOUTHLAND CONFERENCE

1982-93	AC: Dena Hodge (G)
1986-87	AC: Quintella Jackson (G)

AMERICAN SOUTH CONFERENCE

1989-90	2nd - Sonja Tate (G) 2nd - Zennia Hayes (F)
1990-91	1st - Sonja Tate (G) 2nd - Shyla Tucker (G) 2nd - Nicole Wilkett (F)

SUN BELT CONFERENCE

1991-92	AC - Sonja Tate (G) AC - Nicole Wilkett (F)
1992-93	AC - Shyla Tucker (G) AC - Sonja Tate (G)
1993-94	AC - Evevetta Crawford (F/C) AC - Shyla Tucker (G)
1994-95	AC - Evevetta Crawford (F/C)
1995-96	AC - Danielle Featherson (G) AC - LaTanya Jones (F)
1996-97	AC - Julie Hagood (G) AC - Amy Towne (G)
1997-98	AC - Julie Hagood (G) AC - Amy Towne (G)
1998-99	AC - Julie Hagood (G) AC - Tanisha Johnson (F)
1999-00	AC - Julie Hagood (G) AC - Tanisha Johnson (F)
2000-01	AC - Keeshia Evans (G)
2001-02	AC - Jolie McKiernan (G) HM - Rae-Anne Smith (G)
2002-03	AC - Jolie McKiernan (G) HM - Casie Lowman (G)
2003-04	HM - Adrianne Davie (C) HM - Catrience Webster (G)
2004-05	AC - Ali Carter (G) AC - Adrianne Davie (C) AC - Rudy Sims (G)
2005-06	1st - Adrianne Davie (C) 2nd - Rudy Sims (G)
2006-07	1st- Adrianne Davie (C) 2nd - Rudy Sims (G)
2007-08	3rd - Veronica Smith (G/F)
2009-10	2nd - Ebonie Jefferson (G)
2010-11	3rd - Shay Scott (F)
2011-12	2nd - Jane Morrill
2012-13	2nd - Jane Morrill
2013-14	1st - Aundrea Gamble (G) 2nd - Jane Morrill (F)
2014-15	1st - Aundrea Gamble (G) 3rd - Jasmine Hunt (F) 3rd - Khadija Brown-Haywood (F)
2015-16	1st - Aundrea Gamble (G) 1st - Khadija Brown-Haywood (F) 3rd - Brittney Gill (G)
2017-18	2nd - Akasha Westbrook (G)
2018-19	3rd - Peyton Martin (F)
2019-20	3rd - Jireh Washington (G)
2021-22	3rd - Trinitee Jackson (F)
2022-23	2nd - Izzy Higginbottom (G)

CollegeSportsMadness SBC All-Conference

2014-15	1st - Aundrea Gamble (G)
2013-14	1st - Aundrea Gambel (G) 3rd - Jalen O'Bannon (F)
2012-13	2nd - Jane Morrill

INDIVIDUAL
AWARDS & HONORS

JULIE HAGOOD

RUDY SIMS

ADRIANNE DAVIE

ALL-TOURNAMENT TEAM

AMERICAN SOUTH CONFERENCE

1991	Shyla Tucker (G)

SUN BELT CONFERENCE

1992	Nicole Wilkett (F)
1998	Julie Hagood (G)
2000	Julie Hagood (G)
2005	Adrianne Davie (C)
2006	Adrianne Davie (C)
2007	Rudy Sims (G)
2008	Shay Scott (F)
2014	Aundrea Gamble (G) Jane Morrill (F)
2015	Aundrea Gamble (G) Khadija Brown-Haywood (F)
2016	Aundrea Gamble (G)

PLAYER OF THE WEEK

AMERICAN SOUTH CONFERENCE

1990-01	**Sonja Tate (2x)** **Shyla Tucker**

SUN BELT CONFERENCE

Dec. 1, 1991	Sonja Tate
Dec. 15, 1991	Nicole Wilkett
Jan. 12, 1992	Nicole Wilkett
Jan. 26, 1992	Sonja Tate
Dec. 14, 1992	Sonja Tate
Jan. 3, 1993	Sonja Tate
Jan. 23, 1993	Sonja Tate
Feb. 14, 1993	Sonja Tate
Jan. 3, 1994	Shyla Tucker
Jan. 17, 1994	Shyla Tucker
Jan. 31, 1994	Shyla Tucker
Dec. 12, 1994	Evevetta Crawford
Dec. 4, 1995	LaTanya Jones
Feb. 19, 1996	Danielle Featherston
Jan. 13, 1997	Amy Towne
Feb. 10, 1997	Amy Towne
Feb. 16, 1998	Christina Barry
Dec. 14, 1998	Tanisha Johnson
Feb. 14, 1999	Tanisha Johnson
Dec. 6, 1999	Julie Hagood
Dec 1, 2003	Rudy Sims
Feb. 16, 2004	Ali Carter
Jan. 11, 2005	Ali Carter
Feb. 22, 2005	Adrianne Davie
Jan. 24, 2006	Adrianne Davie
Nov. 28, 2006	Adrianne Davie
Dec. 19, 2006	Rudy Sims
Feb. 11, 2008	Adrianne Davie
Feb. 1, 2010	Ebonie Jefferson
Nov. 22, 2011	Jane Morrill
Nov. 12, 2013	Aundrea Gamble
Nov. 26, 2013	Aundrea Gamble
March 10, 2014	Aundrea Gamble
Jan. 4, 2015	Aundrea Gamble
Jan. 12, 2015	Aundrea Gamble
Feb. 2, 2015	Aundrea Gamble
March 9, 2015	Jasmine Hunt
Jan. 11, 2016	Khadija Brown-Haywood
Jan. 25, 2016	Khadija Brown-Haywood
Feb. 15, 2016	Aundrea Gamble
Feb. 22, 2016	Khadija Brown-Haywood
Nov. 20, 2018	Peyton Martin
Jan. 11, 2022	Keya Patton



Sonja Tate

1999, WNBA Draft
Minnesota - 2nd Round

Adrianne Davie

2007 WNBA Camp
Connecticut Sun

Rudy Sims

2007 WNBA
Pre Draft Camp

Aundrea Gamble

2017 WNBA Camp
Los Angeles Sparks

Arkansas State has a rich history when it comes to sending players to the professional ranks. The Red Wolves have sent players to the WNBA, ABL, Israel and Europe, as well as Mexico. The most notable of A-State pro alumni is former assistant coach Sonja Tate who played in multiple countries overseas, in the ABL and later in the WNBA for the Minnesota Lynx. Tate's career spanned four countries and two professional leagues in the United States. To date, she is the only Arkansas State women's basketball to have played in the WNBA.

More recently, three-time Sun Belt Conference Player of the Year Aundrea Gamble was invited to participate in training camp with the Los Angeles Sparks in the summer of 2017. Gamble spent a month with the Sparks and played in a pair of preseason games before being let go before the start of the regular season.

The Red Wolves have continued to produce talent that is coveted around the world. Most recently Ashley Olvera, who played at Arkansas State from 2011-13, signed to play professionaly in Israel, joining former forward Shay Scott as the last two Red Wolves to continue their careers overseas. Scott played at A-State from 2008-11 and signed to play after the conclusion of her senior season.

In 2007, a pair of A-State greats were invited to the WNBA Pre-Draft Camp in Cleveland, Ohio. Adrianne Davie and Rudy Sims were each invited to the camp that offered coaches and general managers from all 13 WNBA teams an opportunity to evaluate the top young players from around the world in advance of the 2007 WNBA Draft. Davie was later invited to the Connecticut Sun's training camp but was let go before the start of the 2007 WNBA season.

Tanisha Johnson, who lettered in 1999 and 2000, also spent time overseas in several professional leagues in the early part of the century. Julie Hagood took part in the WNBA Pre-Draft camp in 2000 and was part of the USA Team Trials in Colorado Springs, Colorado, in the summer of 1999. Tate also took part in the USA Trials prior to the start of the start of her senior season in the early 1990s.

Shay Scott

Played in Israel

Tanisha Johnson

Played in Europe

Julie Hagood

Team USA Trials

Khadija Brown-Haywood

Played in Kosovo & Mexico

SUN BELT CONFERENCE
CHAMPIONSHIP TEAMS

ARKANSAS STATE
INDIANS
2003-04
SBC
CHAMPIONS

2003-04 SUN BELT CONFERENCE CHAMPIONS

19-10 OVERALL, 10-4 SBC

Led by freshmen Adrianne Davie and Rudy Sims, Arkansas State posted a 10-4 record to finish in a three-way tie in the East Division to capture its first regular season Sun Belt Conference crown. Davie and Sims finished as one of the top freshman duos in the county and helped A-State return to the postseason for the first time in three years.

ARKANSAS STATE
RED WOLVES
2013-14
SBC
CHAMPIONS

2013-14 SUN BELT CONFERENCE CHAMPIONS

22-12 OVERALL, 14-4 SBC

Led by Sun Belt Conference Student-Athlete of the Year Aundrea Gamble, Arkansas State marched through conference play and earned it first regular season outright SBC Championship in school history. A-State clinched the title in dominating fashion by eclipsing the 100-point mark in a 107-57 win over ULM at home.

ARKANSAS STATE
RED WOLVES
2015-16
SBC
CHAMPIONS

2015-16 SUN BELT CONFERENCE CHAMPIONS

27-6 OVERALL, 19-1 SBC

Perhaps one of the most historic runs in Sun Belt Conference history belonged to Arkansas State when it won its first 18 games and finished with a league 19 victories. The Red Wolves were paced by three-time SBC Student-Athlete of the Year and two-time All-American Aundrea Gamble on its way its second regular season title in three years.

CONFERENCE TOURNAMENT HISTORY

AWISA 10-10

0 Championships

1975 - Magnolia, Ark.
Arkansas Tech 69, A-State 56
Arkansas College 75, A-State 73

1976 - Monticello, Ark.
A-State 75, Henderson State 59
Southern St. College 64, A-State 62
A-State 76, Arkansas-Monticello 68
Southern St. College 59, A-State 47

1977 - Batesville, Ark.
A-State 67, UAPB 66 (OT)
Arkansas-Monticello 68, A-State 62

1978 - No Tournament

1979 - Jonesboro, Ark.
A-State 64, Central Arkansas 45
A-State 59, UAPB 45
A-State 62, Arkansas-Monticello 60
Arkansas 57, A-State 37

1980 - Conway, Ark.
A-State 79, Arkansas College 69
UAPB 78, A-State 77
Arkansas 62, A-State 57

1981 - Arkadelphia, Ark.
A-State 78, Southern Arkansas 56
A-State 57, Arkansas College 48
Arkansas-Monticello 57, A-State 55

1982 - Russelville, Ark.
A-State 91, Henderson State 66
A-State 77, Central Arkansas 71

SOUTHLAND 0-1

0 Championships

1983 - Monroe, La.
Lamar 76, A-State 74

1984-87 - No Tournaments Played

AMERICAN SOUTH 0-3

0 Championships

1988 - Ruston, La.
Lamar 67, A-State 65

1989 - Ruston, La.
Louisiana Tech 108, A-State 29

1990 - Did Not Participate

1991 - Ruston, La.
Louisiana Tech 83, A-State 78

SUN BELT 29-29

0 Championships

1992 - Bowling Green, Ky.
M12 A-State 74, New Orleans 55
M13 A-State 76, Lamar 63
M14 Western Kentucky 65, A-State 62

1993 - Ruston, La.
M11 A-State 70, Texas-Pan American 53
M12 Western Kentucky 73, A-State 70

1994 - Bowling Green, Ky.
M10 A-State 75, Southwest Louisiana 38
M11 Western Kentucky 61, A-State 52

1995 - Ruston, La.
M8 A-State 88, New Orleans 82
M9 Louisiana Tech 72, A-State 51

1996 - Jonesboro, Ark.
M9 New Orleans 72, A-State 54

1997 - Bowling Green, Ky.
M6 A-State 70, South Alabama 51
M7 Western Kentucky 91, A-State 76

1998 - Ruston, La.
M5 A-State 78, South Alabama 59
M6 Western Kentucky 103, A-State 88

1999 - Jonesboro, Ark.
M4 A-State 87, New Orleans 85
M5 Louisiana Tech 114, A-State 67

2000 - Bowling Green, Ky.
M9 A-State 76, Denver 69
M10 Louisiana Tech 92, A-State 81

2001 - Mobile, Ala.
M2 South Alabama 59, A-State 54

2002 - New Orleans, La.
F28 New Orleans 51, A- State 47 (OT)

2003 - Bowling Green, Ky.
M6 A-State 66, Denver 59
M8 A-State 64, New Mexico State 60
M10 Middle Tennessee 65, A-State 52

2004 - Bowling Green, Ky.
M6 New Mexico St. 71, A-State 65 (2OT)

2005 - Denton, Texas
M6 A-State 61, South Alabama 53
M7 Louisiana-Lafayette 61, A-State 49

2006 - Murfreesboro, Tenn.
M2 A-State 68, Troy 62
M4 A-State 78, North Texas 62
M6 Middle Tennessee 90, A-State 64

2007 - Campus Sites
Jonesboro, Ark.
F28 A-State 69, Louisiana-Monroe 56
Lafayette, La.
M3 A-State 76, Western Kentucky 67
M5 Louisiana-Lafayette 62, A-State 59

2008 - Campus Sites
Jonesboro, Ark.
M5 A-State 68, Florida Atlantic 50
Mobile, Ala.
M8 A-State 53, South Alabama 52
M10 Western Kentucky 70, A-State 56

2009 - Campus Sites
Jonesboro, Ark.
M4 North Texas 80, A-State 74

2010 - Hot Springs, Ark.
M6 A-State 60, Troy 54
M7 Arkansas-Little Rock 73, A-State 60

2011 - Hot Springs, Ark.
M5 A-State 66, Florida Atlantic 52
M6 A-State 77, Middle Tennessee 62
M7 Western Kentucky 55, A-State 47

2012 - Hot Springs, Ark.
M3 South Alabama 62, A-State 38

2013 - Hot Springs, Ark.
M9 Florida International 58, A-State 50

2014 - New Orleans, La.
M12 A-State 78, Louisiana-Monroe 69
M14 A-State 59, Texas State 48
M15 Western Kentucky 61, A-State 60

RECORDS VS OPPONENTS IN CONFERENCE TOURNAMENTS

Appalachian State	**2-1**	Louisiana Tech	0-4
Arkansas	0-2	**Louisiana**	**1-3**
Arkansas College	2-1	Middle Tennessee	1-2
Arkansas-Monticello	2-2	New Mexico State	1-1
Arkansas-Pine Bluff	2-1	New Orleans	3-2
Arkansas Tech	0-1	North Texas	1-1
Central Arkansas	1-1	**South Alabama**	**4-4**
Coastal Carolina	**0-2**	Southern Arkansas	1-2
Denver	2-0	**Southern Miss**	**0-1**
Florida Atlantic	2-0	Texas-Pan American	1-0
Florida International	0-1	**Texas State**	**1-0**
Georgia Southern	**2-0**	**Troy**	**2-2**
Henderson State	2-0	**ULM**	**3-0**
Lamar	1-2	Western Kentucky	1-8
Little Rock	0-2		

ALL-TIME
CONFERENCE TOURNAMENT HISTORY

2015 - New Orleans, La.	
M11	A-State 67, Appalachian State 52
M13	A-State 63, Louisiana-Lafayette 61
M14	Arkansas-Little Rock 78, A-State 72
2016 - New Orleans, La.	
M7	A-State 81, Appalachian State 61
M9	Troy 96, A-State 89
2017 - New Orleans, La.	
M7	A-State 61, Georgia Southern 54
M9	Troy 105, A-State 72
2018 - New Orleans, La.	
M6	Appalachian State 79, A-State 68
2019 - New Orleans, La.	
M11	Coastal Carolina 63, A-State 49
2020 - New Orleans, La.	
M10	South Alabama 82, A-State 71
2021 - Pensacola, Fla.	
M5	South Alabama 73, A-State 64
2022 - Pensacola, Fla.	
M2	Coastal Carolina 91, A-State 76
2023 - Pensacola, Fla.	
F28	A-State 76, ULM 65
M1	A-State 81, Georgia Southern 76 OT
M3	Southern Miss 79, A-State 72

1992-93 NWIT CHAMPIONSHIP

March 27	Championship (Amarillo, Texas)	SMU	67-54	W

Arkansas State University put a national championship in its pocket here Saturday night.

The Lady Indians knocked off Southern Methodist Univeristy, 67-54, to win the 25th annual National Women's Invitation Basketball Tournament. It was the 300th game in the tourney's history.

All-America guard Sonja Tate, who was named the tournament's Most Valuable Player, and All-Sun Belt Conference forward Shyla Tucker, also named to the all-tournament team, paced the Lady Tribe.

Tate, who played all 40 minutes, capped a marvelous career with 26 points--13 in each half--and also claimed 16 rebounds against SMU. In the three NWIT games, played the last three days, she notched 90 points and 36 rebounds.

For her ASU career, the 5-6 Tate ended up with totals of 2,312 points, 1,006 rebounds and 402 steals. Plus, she set an NWIT record with 14 three-pointers for the tournament.

Tucker, a 5-11 junior, tallied 19 points against the Lady Mustangs. Thirteen of those came in the clutch, after SMU had rallied midway in the second half to erase an eight-point ASU halftime lead.

Tucker's all-tournament state included 52 points and 22 rebounds.

A-State, which closed the season with a 25-8 record, equalled its winningest season ever--the 25-7 mark of last year. Byt last campaign's 25 wins only had the tage of third-place finisher in the WNIT.

"I don't have any idea how to explain what kind of a feeling this is," said head coach Jerry Ann Winters. We've had a tremendous team the last two or three years but could never get over the hump. We've always come up just a little short-except this time. I guess the best way to say it is what the girls told me in the dressing room: 'We finally got one coach.'"

A-State trailed only once against SMU, 2-0 at the start. They followed Tate's lead and pushe dto a 9-2 edge, fell back to a 17-all tie and then manged the eight-point halftime lead, 31-23.

SMU began creeping back in the second half, going on a 12-6 run during the first eight minutes. ASU went cold to contribute to the Lady Mustangs' cause.

Kim Brungardt had a conventional three-point play--inside basket and ensuing free throw--to tie the score at 41-all with 9:34 to play.

It was 43-43 when Tucker entered the picture--from an extended breather on the bench--and scored nine points over the next six minutes.

With freshman Crystal Tausan also involved offensively, ASU forged a 52-43 command with less than six minutes showing. SMU never got closer than seven the rest of the way, as ASU's three T's---Tate, Tucker, Tausan--kept hitting inside baskets and free throws.

"I finally felt comfortable when the clock showed less than a minute and were up by 15," Winters said. "It was grueling--just like the other two games we had here. SMU just wouldn't go away and let us get on with our mission. We had to do it."

SMU, the tournament's eight-seed and upset-winner in the opening round over top-seed UNLV, closed its season with 20-10 mark.

Leading SMU were Brungardt with 20 points and Shannell Thomas with 12.

Tucker finished with five of ASU's 15 steals.

Head Coach Jerry Ann Winters (center), All-America Candidate Shyla Tucker and the 1993 NWIT National Championship Trophy

NWIT ALL-TOURNAMENT TEAM

Sonja Tate - MVP	**Arkansas State**
Shyla Tucker	**Arkansas State**
Shanell Thomas	SMU
Kim Brungardt	SMU
Kristen Mascala	Marquette
Julie Vondielenger	Butler
Teresa Jackson	UNLV
Andrea Nagy	Florida International
Sabrina Smith	Northwestern Louisiana
Albena Brandova	Florida International

1991-92 NWIT - THIRD PLACE

25-7 OVERALL, 12-4 SBC

Arkansas State advanced to the NWIT for the first time in school history and went on to take third place. The season was highlighted by a 12-game winning streak and the Lady Indians surpassed the 20-win mark for the first time in school history.

NO.	NAME	POS.	CL.
11	Ashley Eskridge	G	Fr.
20	Felicia Chism	F	So.
22	Cheri Shepherd	F	Fr.
23	Janet Devore	G	Sr.
24	Dana Holsten	G	Sr.
30	Shyla Tucker	G	So.
32	Sonja Tate	G	Jr.
34	Denise Eaves	G	So.
40	Jennifer Schumann	C	Sr.
44	Holly Davis	G	Sr.
50	Nicole Wilkett	F	Sr.
55	Serena Curtis	C	Jr.

Sitting (from left): Sonja Tate, Janet DeVore, Dana Holsten, Coach Jerry Ann Winters, Ashley Eskridge, Holly Davis, Felicia Chism. Standing (from left): Serenia Curtis, Denise Eaves, Jennifer Schumann, Student Assistant Shannon Rhea, Coach Mike Dean, Nicole Wilkett, Shyla Tucker, Cheri Shepherd.

1992-93 NWIT - CHAMPIONS

25-8 OVERALL, 10-4 SBC

The only Arkanas State women's basketball team to win a postseason championship, the Lady Indians tied a school-record at the time with 25 wins and was led by the school's first-ever All-American Sonja Tate.

NO.	NAME	POS.	CL.
11	Ashley Eskridge	G	So.
20	Felicia Chism	F	Jr.
21	Creshauna Tate	G	Fr.
22	Cheri Shepherd	F	Jr.
23	Danielle Featherston	G	Fr.
24	Crystal Tausan	G	Fr.
30	Shyla Tucker	G	Jr.
32	Sonja Tate	G	Sr.
33	Holly Carter	C	Fr.
34	Phyllis Thibodeaux	F	Fr.
45	Beth Young	G	Fr.

1993-94 NWIT - SECOND PLACE

22-9 OVERALL, 10-4 SBC

A return trip to the NWIT Championship fell short in a 69-64 loss to Oklahoma and brought an end to a fantastic three-year year run for the squad. It also would be A-State's last appearance in the NWIT for four years, during which time the tournament changed names.

NO.	NAME	POS.	CL.
00	Mary Legrande	G	Fr.
11	Ashley Eskridge	G	Jr.
20	Felicia Chism	F	Sr.
23	Danielle Featherston	G	So.
24	Crystal Tausan	G	So.
30	Shyla Tucker	G	Sr.
33	Holly Carter	C	So.
41	Beth Young	G	So.
43	Evettta Crawford	F	Jr.
44	Latanya Jones	C	Fr.
50	Dawnetta Vandunk	F	So.
51	Mozell Maddox	C	Fr.



1998-99 WNIT - QUARTERFINALS

18-14 OVERALL, 7-5 SBC

A-State returned to the postseason for the first time since 1993-94 and enjoyed a solid run into the quarterfinals under head coach Jeff Mittie. The tournament included victories over New Hampshire and Kansas State

NO.	NAME	POS.	CL.
00	Shundra Smith	F	Sr.
3	Christina Barry	G	Sr.
4	Keeshia Evans	G	So.
5	Latrice Taylor	F	Jr.
11	Kellina Bradshaw	G	Sr.
12	Julie Hagood	G	Jr.
20	Lenka Soukupova	G	So.
23	Rae-Anne Smith	G	Fr.
24	Charity Rush	C	Sr.
33	Jolie McKeirnan	F	Fr.
34	Jammie Tackett	F	Jr.
35	Jimmisa Chatman	C	Jr.
41	Quiana Harris	F.	Jr.
44	Jannie McIllwain	F.	Jr.
50	Kim Davis	C	Jr.
51	Mozell Cottrell	C	Sr.



Front row (from left) Jammie Tackett, Rae-Anne Smith, Keeshia Evans, Kellina Bradshaw, Julie Hagood, Mozelle Maddox-Cottrell, Lenka Soukupova, Christina Barry, Shundra Smith, Jolie McKeirnan, Jannie McIllwain. Back row (from left) Manager Nickie Wooten, Assistant Coach Kevin Bucher, Assistant Coach Lonnette Hall, Quiana Harris, Jimissa Chatman, Latrice Harris, Head Coach Jeff Mittie, Tanisha Johnson, Charity Rush, Kim Davis, Assistant Coach Brian Boyer, Video Coordinator Rusty Lavarentz, Trainer Cindy Ellis.

1999-00 WNIT - FIRST ROUND

18-12 OVERALL, 8-8 SBC

The official start of the Brian Boyer era at Arkansas State is met with a trip to the WNIT at the end of a season that featured an 18-12 overall record.

NO.	NAME	POS.	CL.
00	Tasha Reid	G	Fr.
3	Natalie Goodall	G	Jr.
4	Keeshia Evans	G	Jr.
5	Latrice Taylor	F	Jr.
10	Casie Lowman	G	Fr.
12	Julie Hagood	G	Sr.
20	Lenka Soukupova	G	Jr.
23	Rae-Anne Smith	G	So.
33	Jolie McKeirnan	F	So.
34	Jammie Tackett	F	Sr.
41	Quiana Harris	F	Sr.
42	Tanisha Johnson	F	Sr.
50	Kim Davis	C	SR.

2003-04 WNIT - FIRST ROUND

19-10 OVERALL, 10-4 SBC

The start of a run that includes three straight trips to the WNIT. This year's edition saw a first round exit to Rice but laid the foundation for future years.

NO.	NAME	POS.	CL.
1	Katie Caraway	G	So.
3	Rudy Sims	G	Fr.
5	Agne Sagaikatie	G	Jr.
11	Amber Abraham	G	Jr.
23	Catrice Webster	G	Sr.
25	Rodneikka Freeman	C	Jr.
32	Crystal Winfield	F	Jr.
33	Zaneta Lane	G	Jr.
34	Adrianne Davie	C	Fr.
40	Ali Carter	G	So.
41	Brooke Shelby	F	Sr.
42	Vanessa Schrock	F	Jr.
50	Tabitha Christian	F	Jr.
44	Jannie McIllwain	F.	Jr.
50	Kim Davis	C	Jr.

2004-05 WNIT - QUARTERFINALS

21-11 OVERALL, 11-3 SBC

A second straight trip to the WNIT, which included a history win over Arkansas in front of the largest crowd in First National Bank Arena history in the second round.

NO.	NAME	POS.	CL.
1	Katie Caraway	G	Jr.
3	Rudy Sims	G	So.
5	Kelsey Lock	G	Fr.
11	Amber Abraham	G	Sr.
15	Kelley Alford	G	Fr.
25	Ridneikka Freeman	C	Sr.
30	Ronnie Maglaughlin	G	Jr.
31	Monique Williams	F	Fr.
33	Zaneta Lane	G	Fr.
34	Adrianne Davie	C	So.
35	Rachel Brown	F	Fr.
40	Ali Carter	G	Jr.
42	Vanessa Schrock	F	Sr.
50	Tabitha Christian	F	So.

2006-07 WNIT - SECOND ROUND

21-13 OVERALL, 11-7 SBC

After a one-year hiatus, A-State returns to the WNIT behind a senior-heavy team. After hosting the opening round, the team falls at Wisconsin to end their run.

NO.	NAME	POS.	CL.
3	Rudy Sims	G	Sr.
10	Melia Pence	G	Fr.
11	Ebonie Jefferson	G	Fr.
15	Brittney Hiles	G	So.
25	Caroline Starr	G	So.
30	Lyndsay Schlup	F	Fr.
34	Adrianne Davie	C	Sr.
35	Rachel Brown	F	Jr.
40	Ali Carter	G	Sr.
50	Tabitha Christian	F	Sr.
41	Brooke Shelby	F	Sr.
42	Vanessa Schrock	F	Jr.
50	Tabitha Christian	F	Jr.
44	Jannie McIllwain	F.	Jr.
50	Kim Davis	C	Jr.

2013-14 WNIT - FIRST ROUND

22-12 OVERALL, 14-4 SBC

The Red Wolves captured the SBC regluar season title for the second time in school history but fell short in the SBC Tournament and advanced to the WNIT at UTEP.

NO.	NAME	POS.	CL.
2	Hanna Qedan	G	RJr.
3	Khadija Brown-Haywood	G	So.
4	Jalen O'Bannon	F	So.
5	Brittney Gill	G	RSo.
11	Jane Morrill	F	Sr.
12	Jamie Ruffins	G.	Fr.
13	Brittany Fowler	G	Fr.
15	Dominique Oliver	G	Fr.
21	Jessica Flanery	G	So.
23	Jasmine Hunt	F	Jr.
24	Aundrea Gamble	G	RSo.
25	Amanda Lawson	F	Jr.
32	Aundrea Pipkins	F	Fr.
34	Carlette Wyatt	F	Sr.
44	Carlisha Wyatt	F	Sr.

2014-15 WNIT - SECOND ROUND

21-11 OVERALL, 16-4 SBC

The Red Wolves make a second straight trip to the SBC Championship game, but fell short. A-State was on the bubble of the NCAA Tournament, with an RPI of 45.

NO.	NAME	POS.	CL.
0	Aaliyah Warren	F	Fr.
1	Lauren Bradshaw	F	Fr.
2	Hanna Qedan	G	RSr.
3	Khadija Brown-Haywood	G	Jr.
5	Brittney Gill	G	Jr.
10	Akasha Westbrook	G	Fr.
11	Amanda Lawson	F	RJr.
12	Jamie Ruffins	G	So.
13	Brittany Fowler	G	So.
14	Christyal Holloway	G	Fr.
21	Jessica Flanery	G	Jr.
23	Jasmine Hunt	F	Sr.
24	Aundrea Gamble	G	RJr.
25	Dominique Oliver	G	So.
33	Ogo Obinabo	F	Fr.

2015-16 WNIT - SECOND ROUND

27-6 OVERALL, 19-1 SBC

Perhaps the greatest regular season in school history included an 18-game winning streak and an unprecedented 19 victories in the Sun Belt. The run ended with a second-round WNIT loss at UTEP.

NO.	NAME	POS.	CL.
0	Aaliyah Warren	F	RFr.
1	Lauren Bradshaw	F	So.
3	Khadija Brown-Haywood	G	Sr.
5	Brittney Gill	G	Sr.
10	Akasha Westbrook	G	So.
11	Amanda Lawson	F	RSr.
12	Jamie Ruffins	G	Jr.
13	Brittany Fowler	G	Jr.
14	Christyal Holloway	G	So.
20	Kylie Ladd	G	Fr.
21	Jessica Flanery	G	Sr.
24	Aundrea Gamble	G	RSr.
25	Dominique Oliver	G	Jr.
33	Ogo Obinabo	F	So.

ARKANSAS STATE
POSTSEASON HISTORY

REGION IV SWAIAW 4-6

0 Championships

1978 - Arkadelphia, Ark.

A-State 84, Dillard (La.) 73
Northwest Oklahoma 76, A-State 70
Abilene Christian 87, A-State 71

1979 - Fort Worth, Texas

Northwest Oklahoma 59, A-State 53
A-State 81, Abilene Christian 76
A-State 59, Arkansas Tech 56
A-State 62, Arkansas-Monticello 59

1980 - Durant, Okla.

Louisiana College 70, A-State 56
Northwest Oklahoma 68, A-State 57

1981 - Pineville, La.

Abilene Christian 84, A-State 57

NWIT 7-2

1 Championship

1992 - Amarillo, Texas

A-State 83, UAB 79
Hawaii 83, A-State 73
A-State 81, Nebraska 70

1993 - Amarillo, Texas

A-State 68, George Washington 60
A-State 80, Marquette 65
A-State 67, SMU 54
NWIT Champions

1994 - Amarillo, Texas

A-State 69, Toledo 68
A-State 72, Tulane 66
Oklahoma 69, A-State 65
NWIT Runner-Up

WNIT 7-7

0 Championships

1999 - Campus Sites

First Round - Jonesboro, Ark.
A-State 78, New Hampshire 65
Second Round - Jonesboro, Ark.
A-State 83, Kansas State 70
Quarterfinals - Memphis, Tenn.
Memphis 101, A-State 86

2000 - Campus Sites

First Round - Memphis, Tenn.
Memphis 76, A-State 74

2004 - Campus Sites

First Round - Jonesboro, Ark.
Rice 59, A-State 52

2005 - Campus Sites

First Round - Jonesboro, Ark.
A-State 78, Mississippi State 61
Second Round - Jonesboro, Ark.
A-State 98, Arkansas 84
Quarterfinals - Cedar Rapids, Iowa
Iowa 66, A-State 52

2007 - Campus Sites

First Round - Jonesboro, Ark.
A-State 59, Murray State 52
Second Round - Madison, Wi.
Wisconsin 77, A-State 45

2014 - Campus Sites

First Round - El Paso, Texas
UTEP 74, A-State 64

2015 - Campus Sites

First Round - Jonesboro, Ark.
A-State 61, Western Michigan 49
Second Round - Murfreesboro, Tenn.
Middle Tennessee 70, A-State 60

2016 - Campus Sites

First Round - Jonesboro, Ark.
A-State 68, Southern 45
Second Round - El Paso, Texas
UTEP 74, A-State 68

RECORDS VS OPPONENTS IN POSTSEASON TOURNAMENTS

Abilene Christian	1-2	Mississippi State	1-0
Arkansas	1-0	Murray State	1-0
Arkansas-Monticello	1-0	Nebraska	1-0
Arkansas Tech	1-0	New Hampshire	1-0
Dillard (La.)	1-0	Northwest Oklahoma	0-3
George Washington	1-0	Oklahoma	0-1
Hawaii	0-1	Rice	0-1
Iowa	0-1	SMU	1-0
Kansas State	1-0	Toledo	1-0
Louisiana College	0-1	Tulane	1-0
Marquette	1-0	UAB	1-0
Memphis	0-2	UTEP	0-2
Middle Tennessee	0-1	Wisconsin	0-1

Name	Sport	Years	Inducted
Neil Abel	Golf Coach	1980-2006	2009
Linda Allison	Women's Basketball	1980-84	1994
Ryan Aplin	Football	2009-12	2021
Reggie Arnold	Football	2006-09	2023
Fred Barnett	Football	1986-89	1999
Randy Barnhill	Football	1984-86	2003
Todd Baumgartner	Baseball	2008-11	2021
Mike Beebe	Honorary	--	2008
Amanda Beeler	Women's Golf	1997-2001	2018
Earl Bell	Track & Field	1974-77	1986
Bill Bergey	Football	1965-68	1982
Harold Blood	Track & Field	1988-90	2016
Everett Bolton	Three Sports	1939-41, 1946-48	1986
Rusty Bourg	Baseball	1967-70	1995
Gene Bradley	Football	1976-79	2009
Steve Brooks	Men's Basketball	1970-74	1995
Dwane Brown	Football	1984-87	2001
Ray Brown	Football	1983-85	1996
Dan Buckley	Football	1966-69	1995
Jess Bucy	Baseball/ Men's Basketball	1949-51	1998
Mike Burk	Men's Basketball	1964-68	1997
Johnnie Burnett	Four Sports	1927-29	1985
Bill Caldwell	Three Sports	1956-59	1985
Jim Callaway	Baseball	1965-68	1992
Ron Carroll	Athletic Trainer	1976-present	2005
Maurice Carthon	Football	1979-82	1991
Nelson Catalina	Men's Basketball Coach	1979-95	1991
Howard Cissell	Football	1954-57	1993
Michael Cline	Football	1983-85	2015
Beth Cochran Thomas	Volleyball	1996-99	2017
Gary Crane	Men's Basketball/ Football	1965-68	1992
Carter Ray Crawford	Football	1984-85	1997
Dave Dailey	Men's Golf	1984-88	2000
Bill Davidson	Football/Football Coach	1953-57 / 1968-78	1984
Adrianne Davie	Women's Basketball	2004-07	2017
Demario Davis	Football	2008-11	2021
Tommy Davis	Football	1958-59	2002
Geoffrey Desmond	Baseball	2004-05	2018
John Dickey	Three Sports	1947-48	1997
John Dickson	Men's Basketball	1963-67	1984
Wayne Dorton	Football	1968-71	2004
Bennie Ellender	Football Coach	1963-70	1982
Carlos Emmons	Football	1992-95	2015

ARKANSAS STATE
HALL OF HONOR

Name	Sport	Years	Inducted
Marina Engelbrecht	Women's Tennis/ Women's Tennis Coach	2003-06 / 2012-15	2014
Frosty England	Football Coach	1946-53	1983
Frank Farella	Football	1954-57	1999
David Faught	Men's Golf	1994-97	2009
Bob Ferralsco	Football	1946	2008
Charlotte Fields	Women's Basketball	1984-88	1998
Jay Flanagan	Track & Field Coach	1989-2007	2007
Chico Fletcher	Men's Basketball	1997-2000	2012
Don Floyd	Athletic Director	1969-75	2003
Pedtra Wilson Flournoy	Track & Field	1990-93	2002
Charlie Fredrick	Football	1984-87	2006
Aundrea Gamble	Women's Basketball	2013-16	2023
Aubrey Gatewood	Baseball	1956-59	1988
Bob Giersburg	Track & Field	1966-68	1994
George Glenn	Baseball	1963-66	1984
Terry Gwin	Football	1965-66	1985
Julie Hagood	Women's Basketball	1997-2000	2010
James Hamilton	Football	1968-71	1990
Foy Hammons	Football/Football Coach	1913-15/1919-21	1988
Jay Hansen	Men's Basketball	1980-84	2018
Tyrell Johnson	Football	2004-07	2016
Ken Jones	Football	1972-75	1987
Al Joyner	Track & Field	1980-83	1993
Gerald Jumper	Football	1964-67	1990
Tim Keane	Football/Football Coach	1965-67/1972-89	2005
George Kell	Tennis	1940	1999
Monica Klebe	Track & Field	1986-89	1998
Guy Kochel	Track & Field Coach	1972-89	1984
John Koldus	Baseball/Football	1950-53	1995
Larry Lacewell	Football Coach/ Athletic Director	1979-90	1987
Tim Langford	Football	1980-83	2008
Harry Larche	Three Sports	1946-48	1983
Cleo Lemon	Football	1997-00	2022
Corey Leonard	Football	2006-09	2022
Doug Lowery	Football	1970-73	2005
Mike Malham Jr.	Football	1972-75	2001
Mike Malham Sr.	Football Coach	1971-84	2006
Ron Meeks	Football/Track & Field	1974-76	2017
Tim Maloney	Baseball	1981-83	2004
Micah Marsh	Men's Basketball	1994-98	2007
Marissa Martinek	Bowling	2007-10	2022
Jo Beth Carmack Mathis	Volleyball	1990-92	2000
Brian McCann	Men's Golf	1994-97	2023

Name	Sport	Years	Inducted
Margie Kolat McGee	Volleyball	1991-94	2006
Frank McGuigan	Football	1967-68	2018
Kendra Meichsner	Women's Tennis	1995-98	2005
Dennis Meyer	Football	1968-71	1991
Maurice Miller	Three Sports	1946-50	1986
David Mitchell	Football	1970-73	2013
Andy Morris	Baseball/SID/ Assistant AD	1958-60/1969-74/ 1974-77	1990
Mike Morris	Football	1979-82	2018
Jerry Muckensturm	Football	1972-75	1992
Anthony Myles	Men's Basketball	1978-80	2001
Marvin Neloms	Football	1983-86	2011
Sharika Nelvis	Track & Field	2011-14	2021
Newton Norris	Men's Basketball	1934-37	2001
Beth Anderson Nuneviller	Volleyball/ Women's Tennis	1988-90	2012
Okey Oldham	Football/Baseball	1928-30	1990
Roy Painter	Football	1973-76	2002
Bill Phillips	Football	1968-71	1992
Paul Pilla	Track & Field	1979-80	2015
Wayne Pitcock	Baseball	1967-69	1991
Chris Poole	Volleyball Coach	1987-92	2010
Candon Powell	Track & Field	2002-05	2023
Ed Preston	Track & Field	1975-77	1991
John Rauth	Men's Basketball Coach/ Golf Coach	1949-79	1983
Tom Reese	Football	1962-65	2007
Kyle Richardson	Football	1992-95	2015
Don Riggs	Four Sports	1955-59	1986
Kelly Riley	Track & Field	1989-92	2009
David Rodely	Track & Field	1988-91	2015
Jerry Rook	Men's Basketball	1962-65	1983
Scott Roper	Football	1986-87	2010
John Rose	Men's Basketball Coach/ Track & Field Coach	1963-76	1985
Dana Ryan	Baseball	1965-68	1989
Daniel Ryland	Track & Field	1998-2000, 2002	2014
Don Scaife	Men's Basketball	1973-75	1989
Bobby Scott	Four Sports	1948-51	1992
Elbert Shelley	Football	1983-86	1997
Fred Shepherd	Men's Basketball	1990-93	2002
Doug Shouse	Track & Field	1982-84	2013
James Simmons	Football	1970-72	2006
Joe Slayton	Football	1976-79	2021
Ron Smith	Football	1976-79	2014
Leslie Speck	Three Sports/ Football Coach	1931-35/1936-38	1984

ARKANSAS STATE
HALL OF HONOR

Name	Sport	Years	Inducted
Robert Speer	Football	1973-76	2014
Jerald Spencer	Track & Field	1965-67	2006
Tommy Spiers	Football	1954-56	1998
Paul Stovall	Football/Track & Field	1953-54	2000
Dan Summers	Football	1962-65	1998
Kellie Suttle	Track & Field	1994-96	2016
Clovis Swinney	Football	1967-69	1989
John Tate	Men's Basketball	1986-89	1998
Sonja Tate	Women's Basketball/ Track & Field	1990-93	2004
Donnie Taylor	Track & Field	1976-79	2001
Bill Templeton	Football/Football Coach/ Assistant AD	1954-56/1963-79/1980-2013	1987
Harold Thomas	Baseball	1953-56	1996
Willard Tilley	Football/ Men's Basketball	1939-40	1982
J.A. Tomlinson	Athletic Director/ Football Coach/ Baseball Coach	1944-76	1982
Jan Troutt	Track & Field	1983-85	1996
Shyla Tucker	Women's Basketball	1991-94	2003
Joe Turner	Football	1960-62	2011
Juli Vaccari	Volleyball	1975-78	1990
Tommy Walker	Football	1980-83	2013
Jim Wagner	Baseball	1967-70	1996
Terry Whiting	Football	1968-71	2016
Sammy Weir	Football/Football Assistant	1960-62/1971-72	1988
Matt Whiteside	Baseball	1987-90	2007
Bob Williams	Track & Field/ Track & Field Coach	1975-79/1980-86	1987
Corey Williams	Football	2000-03	2022
J.H. Williams	Men's Basketball	1973-75	2013
Marcia Williams	Women's Tennis/ Women's Tennis Coach	1977-80/1980-2011	1993
H.T. Winters	Football/Baseball	1929-32	1983
Jerry Ann Winters	Women's Basketball Coach	1984-95	1994
Bennie Weilhelm	Four Sports	1946-49	1993
Jim Wiseman	Football	1984-87	2007
Richie Woit	Football	1950-53	1989
Kay Woodiel	Three Sports Coach	1974-84	1988
Josh Yates	Baseball	2006-07	2017

- A crowd of 10,892, the largest ever at First National Bank Arena, watched the Red Wolves defeat the University of Arkansas 98-84 in the 2005 Women's National Invitation Tournament (WNIT).
- A-State has posted an undefeated mark at First National Bank Arena three times: 1991-92 (9-0), 2004-05 (11-0) and 2015-16 (12-0).
- The Strength and Conditioning Room was unveiled in the summer of 2008, featuring new weights, lighting, floor and wall coverings and entrance doors.
- The A-State women's basketball program has amassed a 338-123 (.733 winning pct.) at First National Bank Area
- Prior to the 2009-10 season, the men's basketball, women's basketball and women's volleyball locker rooms along with the film room were renovated.
- The basketball court was resurfaced and repainted prior to the 2014-15 season, featuring the large Red Wolves logo at center court and A-State logos just outside the two lane areas. The new Sun Belt Conference logos were painted in each lane the summer of 2013.
- A newly-integrated video display system was installed in October of 2013. The display system, manufactured by Daktronics, consists of four identical LED video displays measuring 12 feet high by 26 feet wide mounted in each of the arena's four corners.
- Official opening of First National Bank Arena was July 11, 1987, with the National AAU 17-and-under boys basketball championships. Team Acadiana of Louisiana defeated the Arkansas Wings 87-68 in the first game and Joe Harvell of the Arkansas Wings scored the first points.
- The multi-purpose indoor arena seats 10,563 for basketball games and 11,704 for concerts.
- The First National Bank Arena facility was completed in 1987 and took three years to build at a cost of $19 million, $15.3 million of which was provided by the state.
- The first public event at First National Bank Arena was A-State Commencement ceremonies in May of 1987.
- The first A-State women's contest held at First National Bank Arena occurred versus Indiana State on Nov. 30, 1987. A-State defeated Indiana State 70-63 with A-State's Charlotte Fields scoring the first points.
- The first A-State men's games held at First National Bank Arena was against Memphis on Dec. 5, 1987. The Tigers defeated A-State 60-59 in front of 10,766 fans. Sylvester Gray of Memphis scored the first points in the game and Bobby Collins scored the first points for A-State.
- Over the Summer of 2015, crews finished the installation of all new chair back seating and railing throughout First National Bank Arena.
- Prior to the 2021-22 season, a new court was laid at First National Bank Arena (p. 101).

FIRST NATIONAL BANK ARENA
HOME OF THE RED WOLVES



The Arkansas State University women's basketball program moved into a new home prior to the 2009-10 season following a complete locker room renovation. The A-State women's basketball locker room expanded not only in size, but underwent comprehensive remodeling.

Among the several highlights to the renovated A-State women's basketball locker room was an increased locker area featuring brand-new custom lockers for each student-athlete. These individualized lockers include each women's basketball student-athlete's name, jersey number, hometown and photo.

A player's lounge with Red Wolves logo embroidered leather couches and wide-screen high definition television along with several computers for student-athlete use are other amenities to make the 'Red Wolves Experience' unique.

The locker room also features newly-remodeled shower facilities and new custom marker boards for use by the Red Wolves' coaching staff. The walls are adorned with custom A-State graphics as well as new carpeting covering the floors with custom-made Red Wolves logo rugs.

PRACTICE FACILITY (HPESS BUILDING)

TEAM ROOM (FIRST NATIONAL BANK ARENA)

STRENGTH & CONDITIONING

The main Arkansas State University strength and conditioning area features 70 work stations, flooring, flexibility area, power area, speed area, cardiovascular area, training equipment, Olympic weightlifting platforms, air and heating system and training security measures.

First National Bank Arena also includes the state-of-the-art Strength and Conditioning Room used by the A-State basketball teams, which was remodeled prior to the 2008-09 season. The upgrades included all new weights, new floor covering, wall covering, lighting and entrance doors.

The project was completed at a cost of approximately $150,000 with a large portion of the funding coming from a generous contribution from the Clopton Clinic of Jonesboro.

ATHLETIC TRAINING

The Arkansas State Sports Medicine Department operates five athletic training rooms on campus. First National Bank Arena is the home for all men's and women's basketball, women's volleyball, and indoor track and field competitions and practices.

Located in First National Bank Arena is a 2,000-square foot athletic training room which is fully equipped to provide all the necessary pre and post-practice treatment. The Tim and Terri Langford Sports Medicine area has undergone recent changes and construction such as new tables, flooring, ceiling, paint and offices.

ATHLETICS FACILITIES

Arkansas State's athletics programs compete in top-of-the line facilities.

Centennial Bank Stadium, which opened in 1974, has evolved into a beautiful stadium which seats over 30,000 fans. The stadium has undergone a "Centennial Expansion" construction project that covers 40,000 square feet, including the press box and concourse. Construction on a two-level 66,500 square foot operations center in the north end zone was also completed prior to the start of the 2019 season.

The 192,000 square-foot First National Bank Arena is a multi-purpose facility that is home to the A-State basketball, volleyball and indoor track and field teams.

Coaches and student-athletes moved into a new $2.7 million track and field complex in spring 2004. It contains a newly-resurfaced eight-lane 400-meter track and can be set up for two NCAA venues.

Three local country clubs graciously allow A-State men's and women's golf programs to utilize their facilities for practice and play.

J.A. "Ike" Tomlinson Stadium-Kell Field serves as the home to Red Wolves baseball. Built in 1993, the stadium received complete lighting in 1996, 206 field level seats were added for the 2008 season and a new scoreboard was installed in 2011.

A-State's newest women's program, bowling, competes in the Jonesboro Bowling Center, where a new locker room, lounge and pro shop have been constructed.

The Red Wolves' soccer and track and field teams utilized the same stadium for the first time in school history during the 2014-15 season, as the soccer field was relocated as part of the track facility.

A-State has also completed a new women's soccer and women's tennis facility, which houses both squads' locker rooms, training room, offices and more. New tennis courts were also completed in 2016 as well.

Facilities have received a number of facelifts over the last decade, making sure that the athletics department's "front door" and other sports areas possess a first-class appearance.

Also included in the upgrades have been renovations inside the A-State Football Facility and weight rooms, locker rooms and training rooms at both Centennial Bank Stadium and First National Bank Arena, where new seating has also been installed.

Centennial Bank Stadium

Student Activity Center

First National Bank Arena - Floor

First National Bank Arena Weight Room

RidgePointe Country Club

First National Bank Arena

Tomlinson Stadium - Kell Field

A-State Tennis Courts

Track & Field/Soccer Complex

Women's Soccer and Women's Tennis Facility

Centennial Bank Athletic Operations Center

Sage Meadows Golf Club

ACADEMIC COMMITMENT

ACADEMICS

The Arkansas State University women's basketball program's commitment to academics is a significant one. All of the necessary tools and resources for A-State student-athletes to achieve academic success is provided. This includes academic tutoring and mentoring, learning skills assessments and strategies, course management assistance, degree program advisement and career development.

The Arkansas State University Athletics Department announced a $400,000 gift from Charles Luter that was used to enhance the athletics' academic facility, at a press conference held at the newly named Charles Luter Family Academic Success Center in September of 2008.

The Academic Success Center serves as a foundation for structure, discipline and organization for the education of all A-State student-athletes. The facility, coupled with innovative programs and equipment, currently houses the academic support staff, tutors, computer labs, a resource room, study areas, tutorial rooms, small group study centers and a large conference room.

Among the most recent and noticeable modifications to the Charles Luter Family Academic Success Center is a new foyer housed in a brick and rock exterior that, along with new landscaping, gives the entrance to the building a modern look and creates a stronger image. The actual foyer has a large Red Wolves logo embedded in a terrazzo flooring that greets visitors as they enter the building. A receptionist office now also connects to the lobby area, which holds all-new furniture and a plaque recognizing Charles and his wife, Kay.

A restructuring of the academic resource center, now known as Dawson's Den, has occurred, including a wallwrap celebrating academic success that is clearly visible for student-athletes working in the computer lab. Additionally, tutorial rooms and computer-work stations have been upgraded in this area, which also displays pictures of the most recent A-State graduates.

The names of the latest members of the Athletic Director's Honor Roll are also showcased in Dawson's Den. The area is named after Scott and Kay Dawson, longtime supporters of Red Wolves' athletics.

RED WOLVES LEADERSHIP ACADEMY

It is well-known that collegiate athletics departments across the country place a common emphasis on graduation, but Arkansas State has taken it a step further with its Red Wolves Leadership Academy that provides additional resources intended give its graduating student-athletes the best opportunities for job placement after their time as a student.

The Red Wolves Leadership Academy continued to strengthen with a study abroad component added in 2015 to foster global awareness, which is often cited by employers as a positive attribute they seek. During summer 2015, Arkansas State student-athletes took part in the first study abroad program offered by any university and their athletics department in the nation. The Red Wolves took the groundbreaking step by sending the group of student-athletes to London on a faculty-led academic program.

The program goes hand-in-hand with the Red Wolves Leadership Academy, designed with the sole purpose to obtain job placement for student-athletes upon graduation. For A-State Athletics, this is just one of the many ways it all comes back to providing the Red Wolves with the most comprehensive experiences possible to be successful in life.

Research conducted by UC Merced backs up what the A-State Athletics Department believes – adding the study abroad component to the Red Wolves Leadership Academy puts its student-athletes among the most desirable employees in the nation coming out of college and helps create global citizens. The UC Merced research also showed that 97 percent of study abroad students found employment within 12 months of graduation, while only 49 percent of college graduates found employment in the same period.

A Carnegie Research 2 university, Arkansas State University is the second-largest university in the state, and a leader in innovation and collaboration. A-State hosts the first osteopathic medical school in Arkansas, the New York Institute of Technology's College of Osteopathic Medicine, and opened the first U.S.-style residential campus in Mexico in fall of 2017. With its Discover 2025 Strategic Plan as its guide, A-State is engaged in creating new collaboration opportunities including the Center for No-Boundary Thinking, the recently established Institute for Rural Initiatives, and exploring a public-private partnership to bring the first College of Veterinary Medicine to the state. A-State is home to more than 13,000 current students from across America and around the world, and proud to have over 100,000 alumni who are #AStateMade.

Undergraduate experiences are highlighted for the last decade with the Create@State spring conference. Create@State participants have an advantage in achieving the graduate school of their choice, including continuing to advanced degrees at A-State. Research opportunities alongside our faculty are common at A-State with a student-driven research project launched by NASA to the International Space Station in 2022.

A-State begins its second decade offering online curriculum and course work, and remains the largest provider of 100% online degree programs based in the state with 99 degree programs and 18 more set to launch in the upcoming academic year.

Combined with hosting the region's first convention center, the Red Wolf Convention Center and Embassy Suites hotel, a one-mile radius on the A-State campus serves as the cultural hub of the region with the largest concert venue, First National Bank Arena, as well as the largest concert hall and theatre located at Fowler Center.

The Bradbury Art Museum is the region's leading visual arts facility. Arkansas State's Heritage Sites program operates four nationally or internationally known museum locations including the Johnny Cash Boyhood Home and the Hemingway-Pfeiffer Museum. And, the Arkansas State Museum located adjacent to the Dean B. Ellis Library is home to the only accredited natural history museum on a university campus in our state.

Among our academic divisions, the Neil Griffin College of Business is the first named college, and is home to the Delta Center for Economic Development, the Bob Wood Sales Leadership Center, the Women's Leadership Center, and one of the top rated online MBA programs in the region.

One of the region's centers of excellence in media and communication, Arkansas State's School of Media and Journalism is home to an accredited media programs whose students regularly take home national awards, the oldest NPR-member radio station west of the Mississippi (KASU) and a century-long tradition of a student-run newspaper, The Herald.

A-State's College of Nursing and Health Professions is nationally known with collaborative arrangements with NYIT's on-campus medical school. The College of Engineering and Computer Science is home to the Hytrol Materials Handling Laboratory. The College of Education and Behavioral Science operates the one of the largest early childhood services systems in the region.

ABOUT THE UNIVERSITY

A-State is the home of the Red Wolves, an FBS Division I athletics program, highlighted by making nine consecutive bowl appearances, back-to-back triple crown conference track titles for men and women, 14 consecutive NCAA bowling championship appearances including national runner-up in 2021, and recently earning both the Bubas Cup (awarded to the Sun Belt Conference's top all-sport award) as well as a record high student-athlete GPA in the same season. Arkansas State sponsors 16 varsity sports teams, including football, cross country, basketball, golf, indoor track, outdoor track and baseball for men; women athletes compete in soccer, outdoor track, cross country, indoor track, bowling, tennis, basketball, volleyball and golf. A-State also sponsors nationally competitive club sport teams like rugby, softball, competitive cheer and dance, and Esports that have earned national titles or national runner-up titles in recent years.

Jonesboro, home of Arkansas State University, weighs in as the largest city in Northeast Arkansas. As a matter of fact, if you form a triangle by connecting Little Rock, St. Louis and Memphis, Jonesboro stands out as the largest metropolitan city in what amounts to a 17,000 square mile triangular area.

Jonesboro is a great city of over 70,000, and is always ready to welcome incoming A-State students from the moment they arrive in town. The booming community has matured over the past half century into a regional center for cultural, educational, industrial, commercial, agricultural, communication, transportation, recreational and medical interests. It contains almost every convenience of a big city and every comfort of a small town.

The community is alive with cultural events such as the art exhibitions, theatrical and musical productions, not only on campus but in the city itself through the Jonesboro Fine Arts Council, NEA Foundation of Arts, the Forum and Northeast Arkansas Symphony.

Jonesboro is also the medical hub of northeast Arkansas and southeast Missouri, with two major hospitals and countless medical professionals. The city is also a shopping mecca, offering a modern business district as well as quaint downtown antique shops and restaurants.

One of the five largest cities in Arkansas, Jonesboro is located between the vast and fertile Mississippi River and the cultural and scenic richness of the Ozark Mountains. It is nestled about 70 miles west of Memphis, Tennessee, on the gentle slopes of Crowley's Ridge.

Jonesboro is a comfortable one hour drive from Memphis, two hours from Little Rock and four hours from St. Louis. The City and University have meshed resources in recent years and have truly become the "capital" of the northeast quadrant of the state.

Northeast Arkansas is a recreation haven for the person who enjoys water sports, fishing, hunting, and boating as well as the joys of unspoiled nature. Jonesboro and the surrounding area have an abundance of lakes, rivers, ponds, streams and forests to serve as nature's playgrounds for the avid outdoors person.

BOARD OF TRUSTEES



Jerry
Morgan
Chair
Jonesboro, Ark.

Steve
Eddington
Vice Chair
Benton, Ark.

Bishop Robert G.
Rudolph Jr.
Secretary
Bryant, Ark.

Christy
Clark
Little Rock, Ark.

Paul
Rowton
Harrisburg, Ark.

Price
Gardner
Little Rock, Ark.

Gary
Harpole
Jonesboro, Ark.

UNIVERSITY VICE CHANCELLORS

Dr. Calvin
White, Jr.
Provost and
Executive Vice Chancellor

Dr. Len
Frey
Executive Vice Chancellor
Finance and Administration
Chief Operating Officer

Chris
Boothman
Senior Associate
Vice Chancellor
Distance Education &
Technology

Dr. Erika
Krennerich Chudy
Vice Chancellor
Advancement
Director of Planned Giving

Todd
Clark
Interim Chief
Communications Officer

Dr. Russ
Hannah
Senior Associate Vice
Chancellor
Finance
Chief Financial Officer

Jeff
Purinton
Vice Chancellor
Intercollegiate Athletics

Dr. Martha
Spack
Vice Chancellor
Student Affairs
Dean of Students

Dr. Lonnie
Williams
Vice Chancellor
Diversity, Inclusion and
Community Engagement

Joel
Wincowski
Vice Chancellor
Enrollment Management

INTERCOLLEGIATE ATHLETICS COMMITTEE

The Intercollegiate Athletics Committee (IAC) was formed in the spring of 1997.
The IAC reviews and makes recommendations on issues involving the welfare of student-athletes, the role of athletics in campus life, and the athletics program's compliance with the university, conference, and NCAA regulations; serves as a search advisory committee for key athletics program personnel; reviews the role of existing and potential sports programs; and reviews the athletics budget. The committee reports to the Chancellor.

SYSTEM PRESIDENT DR. CHARLES L. WELCH

Dr. Charles L. Welch serves as president of the Arkansas State University System and as one of the state's leading advocates for higher education. He is also Past Chair of the Board of Directors of the American Association of State Colleges and Universities, a Washington, D.C.-based higher education association of nearly 400 public colleges, universities, and systems, and he serves on the Board of Directors of the American Council on Education.

Dr. Welch was named the second president of the ASU System in November 2010 and officially began his new position in April 2011. He is the youngest person to ever serve as president or chancellor of an Arkansas community college and is the youngest university president in Arkansas.

During his tenure, Dr. Welch has hired new chancellors for all seven of the system's campuses. Among the system's major expansion initiatives under his leadership are the merger of Mid-South Community College in West Memphis (now ASU Mid-South); the opening of NYIT College of Osteopathic Medicine at Arkansas State; opening of a $100 million privately funded A-State campus in Queretaro, Mexico; the merger of College of the Ouachitas in Malvern (now ASU Three Rivers); and the merger of Henderson State University in Arkadelphia. Additionally, the ASU System office was relocated to Little Rock and expanded to enhance its statewide exposure and position in higher education leadership at the State Capitol.

He is co-chair of the executive council of the Arkansas Department of Higher Education. He previously served as president of Henderson, chancellor of the University of Arkansas Community College at Hope; vice chancellor for academic affairs at ASU-Beebe; and dean of university studies at Pulaski Technical College. Dr. Welch also worked at the University of Arkansas at Little Rock and has served as an instructor of education and political science at three different colleges in Arkansas.

A native of Jonesboro, Dr. Welch was a first-generation college student and the first member of either side of his extended family to receive a graduate degree. He received a Bachelor of Arts degree in political science from the University of Arkansas, where he served as president of the student body. He received a Master of Arts degree in political management from George Washington University and a Doctor of Education degree in higher education administration from UALR.

Dr. Welch is past president of the Arkansas Association of Two-Year Colleges and served as chairman of the board of the Arkansas Association of Public Universities. He serves on the Board of Directors for Goodwill Industries of Arkansas, is a former board member for the Arkansas Sheriffs' Youth Ranches, and was inducted into the Arkansas Boys State Hall of Fame. AY Magazine named Welch as one of the "Powerful Men of 2013", and in 2005, Arkansas Business selected Welch to "40 Under 40," which profiled 40 "intriguing business and political leaders under age 40." His experience in the governmental affairs arena includes serving as a White House intern and on the staffs of U.S. Sen. David Pryor and then-U.S. Rep. Blanche Lincoln.

Dr. Welch and his wife, Mandy, are the parents of three daughters: Wheatley Grace, Emma Caroline, and Ava Claire.

ARKANSAS STATE

CHANCELLOR DR. TODD SHIELDS

An academic administrator, a nationally known scholar and an unabashed champion for students, staff and faculty, Dr. Todd Shields was named the fourth appointed chancellor and the 14th individual to lead Arkansas State University.

He spent many years at the University of Arkansas where he rose through the ranks to serve as dean of the largest academic unit in Fayetteville. Shields' depth of academic administrative experience spans from department chair to research centers and from deanships of individual colleges to divisions touching all corners of the university. His two most recent academic appointments, dean of the Graduate School and International Education (GSIE) and dean of the Fulbright College of Arts and Sciences, illustrate his leadership strength.

One of Shields' signature contributions to UA was the creation of a School of Art within the college, bolstered by significant endowment gifts to fund construction of a new campus space that serves as a partnership with the city of Fayetteville. A $120 million gift from the Walton Family Charitable Support Foundation established the School of Art, with a following $70 million total in support from the Windgate Foundation for the 154,600-square-foot Windgate Studio + Design Center, which anchors a new art district redevelopment south of the campus core on Dr. Martin Luther King Jr. Boulevard. He also secured $90 million in software and equipment gifts to programs throughout the Fulbright College.

As the dean of GSIE, Shields collaborated with administration, deans, faculty and staff in every college at UA. He also served as a leader for Fayetteville's Rome Center, a campus hub in the Italian capital. Among the key achievements as graduate dean was increasing overall graduate school enrollment and the number and diversity among international students. During this time, Shields was also responsible for overseeing reviews of all programs across the campus, involving him in a wide range of academic areas from business to education, from architecture to the health professions.

Shields played a pivotal role in the creation of the Diane D. Blair Center of Southern Politics and Society, serving as the founding director of the interdisciplinary research center. Building upon his previous experience as the associate director of the Fulbright Institute of International Relations, the Blair Center became an established resource for programing, curriculum, research and polling for the state and region. Shields followed his time as department chair and Blair Center director with a year as the associate dean of the President William Jefferson Clinton School of Public Service in Little Rock.

He began his academic career as an assistant professor in political science at Arkansas in 1994, and was promoted to associate professor in 1999. He joined the Fulbright Institute of International Relations as its associate director in 2000, and in 2005 became a full professor in political science. For eight years, he also concurrently chaired the political science department at UA.

Concurrent with his time at the Clinton School, Shields was first appointed interim dean in 2010-11, then permanent dean of GSIE the following academic year. Along with the graduate school, he also supervised international students, study abroad and sponsored international programs on the UA campus.

In 2013, Shields was named interim Fulbright dean, then the permanent dean in

July 2014 where he led the college until departing UA to become chancellor at A-State. Fulbright College's three schools, 16 academic departments and 10 research centers span 30 academic programs.

Among numerous achievements during his time as the Fulbright dean was the creation of the Fulbright College Student Success Center. Some of the key retention-based programs included Destination Arkansas Blackboard Assignment to provide orientation to all first-year students, Strategies for Success (S4S) which was a zero-credit course offered to all UA students who fell into academic probation in their first semester to create a plan to improve their academics, and a Life Strategies and Career Awareness Course to improve student achievement. One of the key outcomes of the Student Success Center was a reduction of low grades and failure rates in the college's core courses and increases in first year retention.

He is the co-author of three significant books related to electoral politics: The Long Southern Strategy: How Chasing White Voters in the South Changed American Politics (2019); The Persuadable Voter: Wedge Issues in Presidential Campaigns won the 2009 Robert E. Lane Award for the best book in political psychology; and his first book Money Matters: Campaign Finance Reform and Congressional Elections was published in 1999. He is also an editor on six other books, has published more than 40 articles and made more than 50 presentations in his research areas of data analytics, public opinion, and election strategies. His efforts have also resulted in more than $25 million in grants and research support as a principal or co-principal investigator.

He was recently appointed by Governor Asa Hutchinson to serve on the newly reinstated Arkansas Commission on the Status of Women where he serves as co-chair of the subcommittee on research and writing alongside A-State Graduate School Dean Cherisse Jones-Branch.

Shields earned a Bachelor of Arts in political science and a Bachelor of Arts in psychology in 1990 at Miami University in Oxford, Ohio. He continued his education at the University of Kentucky where he received his Master of Arts in political science in 1991 and his Ph.D. in 1994. In addition, Shields participated in Ohio State University's Summer Institute in Political Psychology in 1993 and Harvard University's Management Development Program in Higher Education in the summer of 2006.

He and his wife, Karen, have two adult children, Savvy and Dane.

ARKANSAS STATE

VICE CHANCELLOR FOR INTERCOLLEGIATE ATHLETICS JEFF PURINTON

Jeff Purinton, a highly-respected, veteran athletics administrator, was announced as Arkansas State's Vice Chancellor for Intercollegiate Athletics on May 4, 2022, becoming the 12th athletics director in school history.

Purinton's positive impact on the Red Wolves' athletics department during his first year at the helm has been evident, reflecting the same energetic and passionate approach to intercollegiate athletics he has applied throughout his career. Following a 15-year tenure at the University of Alabama, where he spent the last seven years as the Crimson Tide's Executive Deputy Director of Athletics, Purinton arrived in Jonesboro and immediately began establishing a culture of success and transparent communication while building his administration and addressing major multimedia and apparel contracts that required prompt attention.

He successfully navigated the transition, hiring key personnel to fill executive and senior-level positions within the development, marketing, finance and compliance areas while restructuring internally to create more effective and efficient work flow and production. During the same time, he renegotiated lucrative agreements with multimedia rights holder LEARFIELD and adidas while also entering a partnership with Amplify to create a holistic revenue solution designed to serve Red Wolves fans.

In addition to committing resources and implementing new initiatives to improve competitive and academic performance, Purinton achieved his goal to strengthen communication and relationships with new and existing fans, donors and alumni through strategic plans by both the Athletics Department and the Red Wolves Foundation. He created monthly "State of the Pack" newsletters and then expanded it to include the Red Wolves' first live and interactive web event open to the public.

Purinton also brought back A-State's coaching caravan tour and rebranded it "Howl on Wheels," spearheaded improved communication by the Red Wolves Foundation and reimagined special donor events and fan-engagement opportunities, such as turning the football team's spring game into an all-day "Pack Day" celebration. Under his direction, A-State continues to formulate new ways to enhance the game-day experience for all its sports.

His emphasis on the student-athlete experience has been just as strong, meeting both traditional needs and those associated with the Cost of Attendance (COA), Name Image and Likeness (NIL) and transfer-portal era. Not only did he create A-State's first position with a designated "NIL Initiatives" component, he has given the Red Wolves' Student-Athlete Advisory Committee (SAAC) more ownership and flexibility to improve annual events such as the student-athlete "Welcome Back" and "State Awards" events, which were met with enthusiasm.

During his first year alone at A-State, the Red Wolves earned six conference championships, collected a top-50 finish in the women's Capital One Cup standings, posted the second highest finish among all Sun Belt Conference schools in the LEARFIELD Director's Cup standings, and claimed national runner-up honors in women's bowling. A-State made multiple NCAA postseason appearances on its way to recording its sixth highest finish in the history of the Director's Cup.

The Red Wolves' have performed at a high level academically under Purinton and his academic-support staff with over 200 student-athletes earning a spot on the Athletics Director's Honor Roll during both the fall 2022 and spring 2023 semesters. The 210 appearing on the list this past spring represented 70 percent of all student-athletes, while 62 of them earned a 4.0 – the most for a spring term in over a decade. At least nine teams produced a 3.0 or higher GPA, and the football program compiled a 3.14 team mark that was the highest in program history.

Purinton has received high marks to managing coaching transitions as well. Carrying out one of his first major acts as VCIA, he tabbed Bryan Hodgson, regarded as one of the top recruiters and assistant coaches in the nation with 15-plus years of experience at the collegiate level, to lead the Red Wolves' men's basketball program. The hire was met with high acclaim both nationally and by the A-State fan base, generating more than 1.55 million impressions on social media.

Purinton has and continues to serve on many prestigious committees, acting as a strong voice for student-athletes and intercollegiate athletics at the national, conference and campus levels. His first year at Arkansas State saw him appointed to the Sun Belt Conference's Women's Basketball Strategic Communications Committee, and he also serves on multiple Arkansas State University strategic planning committees.

Purinton continues to evaluate and process information to strengthen A-State's national brand, and has already established a strong foundation

VICE CHANCELLOR FOR INTERCOLLEGIATE ATHLETICS JEFF PURINTON

for the future success of A-State Athletics.

In addition to Alabama, Purinton's path to Jonesboro also included professional stops working with the Orange Bowl Committee (2006-07) and the Florida State Athletics Department (1994-2006) while also having a national presence on multiple college football committees.

Purinton served as Alabama's Executive Deputy Director of Athletics after being elevated to the position in 2021, he also held Deputy AD (2019-21), Executive Associate AD (2018-19), Senior Associate AD (2015-18) and Associate Athletics Director for Football Communications (2007-15) titles during his time with the Crimson Tide.

While operating as Executive Deputy Director of Athletics, Purinton was the sport administrator for football as well as the men's and women's golf programs after previously overseeing men's basketball. Additionally, he supervised several departments within athletics, including human resources, marketing and trademark licensing and was the liaison to Crimson Tide Sports Marketing, Alabama's LEARFIELD property.

When current Alabama Director of Athletics Greg Byrne was hired to lead the Crimson Tide in 2017, Purinton was charged with the creation and implementation of the department's new strategic plan. He served on the leadership group that helped develop and launch the department's new fundraising initiative (The Crimson Standard) with a 10-year goal of raising $600 million. The first phase of the campaign included renovations to both football locker rooms, the Sports Science Center at the Mal M. Moore Athletic Facility, Rhoads Softball Stadium, as well as recruiting and premium areas at Bryant-Denny Stadium.

Alabama football won six national championships in Purinton's time at UA and took home numerous team and individual national awards. Widely known as one of the best venues in college football, Purinton oversaw the revision of the football game-day production in 2017, improving the overall atmosphere and interaction from the crowd at Bryant-Denny Stadium. Part of that process included the implementation of new LED stadium lighting in 2019, which received positive reviews from both the players and fans.

In March of 2019, Purinton assisted Byrne in the search for a new head men's basketball coach that resulted in the hiring of Nate Oats from Buffalo. In Oats' second season at Alabama (and first full season), the 2020-21 team won both the regular-season and Southeastern Conference Tournament championships for the first time in 30 years and later advanced to the NCAA Sweet 16 and finished No. 5 in the final national rankings. Herb Jones was named SEC Player of the Year and earned All-America honors, while Oats was voted the SEC Coach of the Year. The 2021-22 squad once again advanced to the NCAA Tournament. In 2018, the Tide men's basketball team received an NCAA Tournament bid for the first time since 2012 and earned its first NCAA win since 2006.

In addition to working with several of Alabama's successful athletics teams, Purinton was the department oversight to one of the top LEARFIELD/IMG College groups in the nation in Crimson Tide Sports Marketing. CTSM was selected as the 2017 LEARFIELD Property of the Year after setting record-highs in revenue generation. Alabama has also ranked in the top two in royalties generated among the Collegiate Licensing Company's partner institutions each of the last 11 years and was No. 1 in five of the last six seasons.

In 2021, Alabama football's social media accounts each eclipsed the 1 million follower threshold, becoming the only college athletics team to reach this feat on Facebook, Twitter and Instagram. Combined, Alabama athletics social channels generated north of 1.1 billion impressions in 2020. With ties to social media and some of the other external units, Purinton is on the department's committee responsible for Alabama's plan for name, image and likeness and assisted with the creation of The Advantage, a comprehensive program that provides Tide student-athletes with the education and tools necessary to build and elevate their personal brands.

Purinton was hired at Alabama in the summer of 2007 as the Associate Athletics Director for Football Communications, handling all external areas of the program for Coach Nick Saban. He has coordinated each of the 12 ESPN College GameDay visits to Tuscaloosa as Alabama has hosted the show more than any other school during that time frame. In addition to building and maintaining relationships with national media and the marketing/promotion of Crimson Tide football, Purinton helped strategize and implement plans for the Crimson Caravan (spring booster tour). He was promoted to oversee all external areas within the department as well as the Crimson Tide Celebrity Golf Tournament beginning in June of 2015.

In 2006, Purinton was hired by the Orange Bowl Committee (OBC) as the Director of Media Relations and Communications. That year, the OBC eclipsed attendance and revenue goals for the Basketball Classic, Fan Fest, Pregame Tailgate Party and Fed Ex Orange Bowl (Louisville versus Wake Forest). Purinton also produced a weekly Orange Bowl radio show and a television program that featured the bowl-sponsored youth football initiative. He led planning for the 2009 BCS National Championship Game which included a $14 million media budget.

Prior to the Orange Bowl and Alabama, Purinton spent more than a decade at Florida State University working in various roles in the athletics department. He began as a student assistant in sports information during his undergraduate years, and followed up as a graduate assistant in

VICE CHANCELLOR FOR INTERCOLLEGIATE ATHLETICS JEFF PURINTON

1998. He was promoted to a full-time role as assistant SID in 1999, where he worked directly with two of the winningest coaches in college history in Head Football Coach Bobby Bowden and Head Baseball Coach Mike Martin. In addition to the baseball and football SID duties, Purinton was the travel advance coordinator for the football program from 1999-2006.

In total, Purinton worked with 12 bowl teams at FSU including the 2000 Sugar Bowl where FSU defeated Virginia Tech to win the 1999 national title. He made two trips to the College World Series as the SID for the Seminole baseball program (1999 and 2000). In the 1999 season with FSU baseball, Marshall McDougall set the NCAA record with six home runs in a single game, and that team went on to finish runner-up at the national championship. From 2004-06, Purinton was the primary Sports Information Director for football.

Purinton has served on several College Football National Championship Game media coordination committees while working at Alabama and the Orange Bowl and was a member of the College Football 150th Anniversary Committee. He has successfully helped promote four Heisman Trophy winning campaigns (Chris Weinke at Florida State; Mark Ingram, Derrick Henry, DeVonta Smith at Alabama) along with a Campbell Trophy winner (Barrett Jones at Alabama).

Purinton is a member of the National Association of Collegiate Director of Athletics and the Football Writers Associate of America. He was a 2019 NEXT UP honoree by CollegeAD and was selected to attend the NACDA AD Mentoring Institute (2017 & 2019) and the Lead1 Institute (2018). From 2016-17, Purinton served as the athletics department coordinator for the University's United Way campaign.

A native of Palatka, Fla., Purinton received his bachelor's degree in sports management and master's in athletics administration at Florida State University. He and his wife Julie have two daughters, Jillian and Josie.

The Purinton Family
Josie, Jillian, Julie, Jeff

FACILITIES: Media facilities in First National Bank Arena consist of an area at floor level on the east side of the court for radio and television broadcasters and a designated area for reporters on the concourse level in the northwest side of the arena (Blue portal). A television-film booth located high on the east side of the arena. There is also a Media Room located on the west side open to the press before, during and after games. Admittance to these areas is by special credential issued only by the A-State Athletics Media Relations Office.

CREDENTIALS: Credentials for home games are provided to those members of the media who are covering the game in a full working capacity. Requests with names should be submitted in writing on company letterhead. Passes will be mailed to valid applicants as long as time permits; otherwise, passes may be claimed at the Media Entrance on the east side of the arena (Lower Green Entrance). Spouses, dates, children and non-workers are NOT permitted in the media areas. Passes must be displayed at all times, and A-State reserves the right to revoke passes and privileges at any time due to misrepresentation or misconduct. Requests for road game credentials may be made through the A-State Media Relations Women's Basketball SID or through the host institution SID .

PARKING: A limited number of parking spaces are available to members of the media on a paved lot adjacent to the Media Entrance (Lower Green Entrance) on the east side of the arena, Lot "A". Parking is on a first-come, first-serve basis for women's basketball games.

ENTRY: Media representatives with proper A-State issued credentials will be allowed entrance ONLY at the Media Entrance (Lower Green Entrance) on the east side of First National Bank Arena. This is also the main entry to the athletics offices and is adjacent to the Media parking area.

GAME SERVICES: Programs, notes, reference guides, statistical packets, and live statistics (Stat Broadcast) are provided. Complimentary light refreshments and food will be available before and throughout the game.

ATHLETICS MEDIA RELATIONS STAFF

Jerry Scott
Sr. Associate AD/External Communications
Office: (870) 972-3405
Cell: (870) 243-6021
jscott@astate.edu

Mark Taylor
Assistant AD/Media Relations
Office: (870) 972-3547
Cell: (870) 219-5705
martaylor@astate.edu

Caleb Garner
Director/Media Relations
Office: (870) 972-2707
Cell: (870) 316-3382
rgarner@astate.edu

Primary Phone: (870) 972-2541
Mailing Address:
P.O. Box 1000, State University, AR 72467
Delivery Address:
217 Olympic Dr., Jonesboro, AR 72401

PHOTOGRAPHERS: Photographers are not allowed to shoot from in front of the team benches nor from the catwalk above the floor (for security, insurance and safety reasons). Along the end lines, photographers must stay behind the broken line and clear from the free throw lane. Credentials are required to shoot from courtside. Certified photographers of newspapers, magazines, wire services and TV stations must request passes in writing. No credentials will be issued to freelance photographers.

INTERVIEWS: Head Coach Destinee Rogers will be available in the media room after each game, following a brief team meeting. A-State student-athletes will also be available by request at this time. The A-State women's basketball locker room is CLOSED to the media following games. To arrange for a student-athlete interview during the week, contact Caleb Garner, Director for Media Relations at (870) 972-2707.

INJURY INFORMATION POLICY: A student-athlete's protected health information is protected by federal regulations under either the Health Information Portability and Accountability Act (HIPAA) or the Family Educational Rights and Privacy Act of 1974 (the Buckley Amendment) and may not be disclosed without either the student-athlete's authorization under HIPAA or their consent under the Buckley Amendment. Authorized/consented injury information pertaining to a student-athlete shall be released to the media through the Athletics Media Relations Department after being authorized by the athletic trainer. It's also appropriate in post-game or weekly press conferences for head coaches to announce team injury updates. It's the policy of the Department of Athletics to provide accurate information on injuries and not withhold injury information from the media. Team physicians may be available to offer explanation on injuries if requested by the athletic trainer. Any sideline or locker room report made to the media shall be made by an athletic trainer, team physician, or a media relations staff representative.

RADIO: Radio broadcasts of Red Wolves women's basketball will be on the EAB Red Wolves Sports Network and will also be available over the Internet. Cade Carlton is entering his third season as the voice of A-State Women's Basketball. The visiting team's "official" radio station, as designated by the visitors' SID, will be permitted origination privileges. A courtesy line is provided courtside. Any questions regarding broadcasts or the use of facilities should be directed to Caleb Garner, Director for Media Relations.

WEB ACCESS: Schedules, rosters, statistics, student-athlete bios, news, etc. are available on the official A-State Athletics website at www.AStateRedWolves.com and then click on women's basketball.

Cade Carlton is in his third season as the play-by-play announcer for A-State women's basketball on the EAB/Red Wolves Sports Network.

DIRECTIONS TO FIRST NATIONAL BANK ARENA

FROM MEMPHIS INTERNATIONAL AIRPORT:
Start going toward the Airport Exit on Winchester Road. Bear right on Plough Boulevard for 1.4 miles. Take ramp onto I-240 West toward I-240 Little Rock/Downtown for 2.6 miles. Continue on I-55 North for 6.1 miles. Take the St. Louis/Little Rock exit on I-55 North and go 24.4 miles. Take exit 23B/Marked Tree/Jonesboro onto US-63 for 0.5 miles. Continue on US-63 North for 41 miles. Take ramp toward Caraway Road/Red Wolf Boulevard for 0.2 miles. Bear right on Red Wolf Boulevard and go 2.2 miles. Turn left on Aggie Road and then take a right on Olympic Drive and First National Bank Arena will be on the left. Parking is available to members of the media on a paved lot adjacent to the Media Entrance on the east side of the arena, Lot "A".

FROM LITTLE ROCK NATIONAL AIRPORT:
Leaving the airport on East Roosevelt Road go 0.3 miles and continue on Annie M. Bankhead Drive for another 0.4 miles. Turn left to take ramp onto I-440 East toward I-40 for 11.3 miles. Take the Jacksonville exit onto US-67 North and go 96.5 miles. Turn right on AR-226E and go 11.7 miles. Turn right on Co. Road 203. Turn left on US-49 for 6.5 miles. Take ramp onto US-63 South and go 2.7 miles until taking the Stadium/Red Wolf Boulevard exit for 0.2 miles. Turn left on Red Wolf Boulevard and go 2.2 miles. Turn left on Aggie Road and then take a right on Olympic Drive and First National Bank Arena will be on the left. Parking is available to members of the media on a paved lot adjacent to the Media Entrance on the east side of the arena, Lot "A".

2023-2024 WOMEN'S BASKETBALL ROSTER

0 JORDAN CLARK
G | 5'7" | R-JR.

1 BRE SUTTON
G | 5'9" | JR.

2 WYNTER ROGERS
G | 6'0" | R-SO.

3 CRISLYN ROSE
G | 5'8" | FR.

4 LINAY BODDEN
F | 6'2" | SO.

7 MAILYN WILKERSON
G | 5'6" | JR.

14 EMMA IMEVBORE
F | 6'4" | JR.

15 ANNA GRIFFIN
G/F | 6'1" | JR.

23 IZZY HIGGINBOTTOM
G | 5'7" | JR.

24 LAURYN PENDLETON
G | 5'9" | JR.

25 KENDRA GILLISPIE
F | 6'1" | JR.

30 KIAYRA ELLIS
F | 6'0" | JR.

34 CHEYENNE FORNEY
F/C | 6'3" | SR.

42 MELODIE KAPINGA
F/C | 6'3" | GR.

2023-2024 WOMEN'S BASKETBALL SCHEDULE

NOV. 6	6 PM	AT **SOUTH DAKOTA STATE**
NOV. 9	11 AM	**NORTHERN ILLINOIS**
NOV. 17	7 PM	**ARKANSAS**
NOV. 21	7 PM	**HENDRIX**
NOV. 28	5 PM	**ARKANSAS-PINE BLUFF**
DEC. 2	2 PM	AT **KANSAS CITY**
DEC. 9	NOON	**LOUISIANA TECH**
DEC. 14	7 PM	**NORTH ALABAMA**
DEC. 17	2 PM	**LITTLE ROCK**
DEC. 21	7 PM	**UT MARTIN**
DEC. 30	1 PM	**COASTAL CAROLINA***
JAN. 4	6 PM	AT **JAMES MADISON***
JAN. 6	NOON	AT **MARSHALL***
JAN. 11	5 PM	**TEXAS STATE***
JAN. 13	NOON	**LOUISIANA***
JAN. 17	TBA	AT **SOUTH ALABAMA***
JAN. 20	2 PM	AT **TEXAS STATE***
JAN. 25	5 PM	AT **ULM***
JAN. 27	2 PM	AT **TROY***
JAN. 31	5 PM	**SOUTH ALABAMA***
FEB. 3	NOON	**OLD DOMINION***
FEB. 7	5:30 PM	AT **GEORGIA STATE***
FEB. 10	TBA	AT **MAC/SBC CHALLENGE**
FEB. 15	5 PM	AT **SOUTHERN MISS***
FEB. 17	2 PM	AT **LOUISIANA***
FEB. 21	7 PM	**TROY***
FEB. 24	NOON	**SOUTHERN MISS***
FEB. 27	7 PM	**ULM***
MAR. 1	7 PM	**APPALACHIAN STATE***
MAR. 5-11	TBA	**SUN BELT CONFERENCE TOURNAMENT**