

ARKANSAS STATE

SOCCER



2022 REFERENCE GUIDE





TABLE OF CONTENTS

INTRODUCTION 1-4

- 1 Table of Contents
- 2 Quick Facts
- 3 Roster
- 4 TV/Radio Roster

PLAYERS 5-13

- 5-13 Meet the Red Wolves

STAFF 14-17

- 14-15 Head Coach Brian Dooley
- 16 Associate Head Coach Shannon Locke
- 17 Assistant Coach Kelsey Dossey

REVIEW 18-19

- 18 2021 Results
- 19 Statistics

RESULTS 20-32

- 20 Results Vs. All Opponents
- 21-25 All-Time Series Results
- 26 Yearly Results
- 27-32 Year-By-Year Results

RECORDS 33-42

- 33-34 Career Records
- 35-36 Individual Single-Season Records
- 37-38 Team Single-Season Records
- 39 Single-Game Records
- 40 Coaching Records
- 41-42 Yearly Statistics

HISTORY 43-52

- 43 Honors & Awards
- 44 Conference Tournament History
- 45-46 All-Time Conference Standings
- 47-49 Letterwinners
- 50-52 A-State Hall of Honor

MEDIA 53-67

- 53 A-State Soccer Park
- 54-55 Athletic Facilities
- 56 Academics
- 57 Red Wolves Leadership Academy
- 58-59 Arkansas State University
- 60 Jonesboro
- 61 University Administration
- 62 President Dr. Charles L. Welch
- 63-64 Chancellor Dr. Todd Shields
- 65-66 VC for Intercollegiate Athletics Jeff Purinton
- 67 Media Information



@ASoccer

The 2022 Arkansas State Women's Soccer Media Guide is a production of the A-State Athletics Media Relations Office. Copy, design and layout by Associate Director of Media Relations, Mark Taylor. Cover design by Adam Eargle. Editorial assistance from Media Relations Director Jerry Scott and Assistant Director Caleb Garner. Photos courtesy of Travis Clayton, Arkansas State and A-State media relations office.





UNIVERSITY INFORMATION

Location	Jonesboro, Ark.
Enrollment	13,772
Founded	1909
Nickname	Red Wolves
Colors	Scarlet & Black
President	Dr. Charles Welch
Chancellor	Dr. Todd Shields
Vice Chancellor of Intercollegiate Athletics	Jeff Purinton
Department Phone	(870) 972-3880
Conference	Sun Belt
Stadium (Capacity)	A-State Soccer Park (1,000)
Ticket Office Phone	(870) 972-2781

COACHING STAFF

Head Coach	Brian Dooley (<i>Nova Southeastern, 1987</i>)
A-State Record/Years	57-52-16/7
Career Record/Years	249-176-37/25
Associate Head Coach	Shannon Locke (<i>Tulsa, 2011</i>)
Assistant Coach	Kelsey Dossey (<i>Missouri, 2018</i>)

MEDIA RELATIONS

Associate Director/Soccer Contact	Mark Taylor
Office Phone	(870) 972-3547
Cell Phone	(870) 219-5705
Office Fax	(870) 972-3367
E-mail	martaylor@astate.edu
Mailing Address	217 Olympic Drive Jonesboro, AR 72401

TEAM INFORMATION

2021 Overall Record	10-6-2
2021 Home Record	5-2-1
2021 Away Record	5-3-1
2021 Neutral Record	0-1-0
2021 SBC Record/Finish	7-2-1/1st
2021 SBC Home Record	4-0-1
2021 SBC Away Record	3-2-0
Final 2021 Ranking	N/A
Returning Starters	6
Letterwinners Returning	20
Letterwinners Lost	6
Newcomers	3

PROGRAM HISTORY

First Season of Competition	2000
All-Time Record	136-235-35
NCAA Appearances	--
NCAA Tournament Record	N/A

2022 SCHEDULE

Date	Opponent	Time
Aug. 18	Arkansas-Pine Bluff	4:00 PM
Aug. 21	Central Arkansas	4:00 PM
Aug. 25	Northwestern State	2:00 PM
Aug. 28	at Arkansas	1:00 PM
Sept. 4	Little Rock	2:00 PM
Sept. 8	Missouri State	3:00 PM
Sept. 11	Western Kentucky	12:00 PM
Sept. 17	at Texas State*	12:00 PM
Sept. 22	Marshall*	3:00 PM
Sept. 25	at Troy*	1:00 PM
Oct. 2	at Georgia Southern*	11:00 AM
Oct. 6	Louisiana*	3:00 PM
Oct. 9	at ULM*	1:00 PM
Oct. 16	Georgia State*	12:00 PM
Oct. 20	at Old Dominion*	6:00 PM
Oct. 23	Southern Miss*	12:00 PM
Oct. 27	South Alabama*	3:00 PM

* - Sun Belt Conference Game

All Times Central Standard Time (CST) and subject to change

2021 RESULTS

Date	Opponent	Result
Aug. 19	at Washington State	1-1 ^{2OT} , T
Aug. 21	at Eastern Washington	1-0, W
Aug. 26	at Missouri State	0-1, L
Aug. 29	Ole Miss	1-2, L
Sept. 5	Kansas	0-1, L
Sept. 9	Tulsa	1-0, W
Sept. 12	at Central Arkansas	1-0, W
Sept. 17	South Alabama*	3-2, W
Sept. 23	Georgia Southern*	2-1 ^{OT} , W
Oct. 1	at Texas State*	3-1, W
Oct. 3	at Louisiana*	1-2, L
Oct. 7	ULM*	2-1, W
Oct. 10	at Little Rock*	3-1, W
Oct. 15	Georgia State*	3-3 ^{OT} , T
Oct. 17	Appalachian State*	1-0 ^{OT} , W
Oct. 22	at Troy*	1-0 ^{OT} , W
Oct. 24	at Coastal Carolina*	0-1, L
Nov. 3	vs. ULM [^]	1-2, L

* - Sun Belt Conference Game | [^] Sun Belt Tournament



MEET THE RED WOLVES

PLAYERS

No.	Name	Pos.	Ht.	Yr.	Exp	Hometown/Last School
0	Olivia Luther	GK	5-8	So.	3L	Lakeland, Tenn./St. Benedict Auburndale HS
2	Cooper Cowan	M	5-3	So.	2L	Burleson, Texas/Burleson Centennial HS
3	Jourdan Badely	F	5-5	So.	1L	Rogers, Ark./Rogers HS
4	Darby Stotts	F	5-6	r-Fr.	1L	Little Rock, Ark./Little Rock Christian HS
5	Lauren Shah	D	5-3	So.	1L	St. Charles, Mo./Francis Howell North HS
6	Emma Riley	F	5-4	So.	1L	Plano, Texas/Plano East HS
7	Sydney Clarke	F	5-4	Jr.	TR	Spanish Town, Jamaica/Monroe College
8	Melissa Rios	F/M	5-5	So.	1L	Greenbrier, Ark./Greenbrier HS
10	Sarah Strong	M	5-10	So.	1L	Collierville, Tenn./Briarcrest Christian HS
11	Makenna Turley	D	5-7	So.	2L	Lakeland, Fla./George Jenkins HS
12	Hailey Rogers	D	5-6	So.	1L	Collierville, Tenn./Southern Miss
13	Phoebe Harpole	M/F	5-2	So.	1L	Katy, Texas/Seven Lakes HS
15	Keelyn Peacock	F	5-9	rFr.	RS	Stillwater, N.Y./Stillwater Central HS
16	Gertie Langford	M	5-3	So.	1L	Germantown, Tenn./Houston HS
17	Tara Lea	F	5-4	So.	2L	Collierville, Tenn./Briarcrest Christian HS
18	Aly Bernhard	F	5-9	Fr.	HS	Houston, Texas/Seneca Valley HS
19	Emma Riales	F/M	5-7	So.	1L	Collierville, Tenn./Houston HS
21	Mckenzie Robinson	D	5-2	So.	TR	Smithville, Mo./Central Missouri
22	Aliyah Williamson	M/F	5-7	So.	1L	Millington, Tenn./St. Benedict Auburndale HS
23	Holly Stalls	M/F	5-7	So.	1L	Collierville, Tenn./Louisville
24	Abigail Miller	M	5-10	So.	2L	St. Louis, Mo./Mehlville HS
25	Riley Minard	M	5-7	Sr.	4L	Overland Park, Kan./Blue Valley Southwest HS
26	Haley Husted	D	5-7	Sr.	4L	Norman, Okla./Norman HS
27	Hannah Maupin	M	5-6	Sr.	4L	Lee's Summit, Mo./Blue Springs South HS
30	Damaris Deschaine	GK	5-10	rFr.	RS	Burleson, Texas/R.L. Paschal HS
33	Summit Dann	D	5-5	Jr.	1L	Johnson City, Tenn./Western Carolina

SOCCER STAFF

Name	Position.	Year	Alma Mater
Brian Dooley	Head Coach	8th	Nova Southeastern, 1987
Shannon Locke	Associate Head Coach	7th	Tulsa, 2011
Kelsey Dossey	Assistant Coach	1st	Missouri, 2018

MEET THE RED WOLVES



PLAYERS



0 **Olivia LUTHER**
GK • 5-8 • Jr.
Lakeland, Tenn.



2 **Cooper COWAN**
M • 5-3 • So.
Burlleson, Texas



3 **Jourdan BADELY**
F • 5-5 • So.
Rogers, Ark.



4 **Darby STOTTS**
F • 5-6 • rFr.
Little Rock, Ark.



5 **Lauren SHAH**
D • 5-3 • So.
St. Charles, Mo.



6 **Emma RILEY**
F • 5-4 • Fr.
Plano, Texas



7 **Sydney CLARKE**
F • 5-4 • Jr.
Spanish Town, Jamaica



8 **Melissa RIOS**
F/M • 5-5 • So.
Greenbrier, Ark.



10 **Sarah STRONG**
M • 5-10 • So.
Collierville, Tenn.



11 **Makenna TURLEY**
D • 5-7 • So.
Lakeland, Fla.



12 **Hailey ROGERS**
F • 5-6 • So.
Memphis, Tenn.



13 **Phoebe HARPOLE**
M/F • 5-2 • So.
Katy, Texas



15 **Keelyn PEACOCK**
F • 5-9 • rFr.
Stillwater, N.Y.



16 **Gertie LANGFORD**
M • 5-3 • So.
Germantown, Tenn.




17 **Tara LEA**
F • 5-4 • So.
Collierville, Tenn.



18 **Aly BERNHARD**
F • 5-9 • Fr.
Houston, Texas



19 **Emma RIALES**
F/M • 5-7 • So.
Collierville, Tenn.



21 **Mckenzie ROBINSON**
D • 5-2 • So.
Smithville, Mo.



22 **Aliyah WILLIAMSON**
M/F • 5-7 • So.
Millington, Tenn.



23 **Holly STALLS**
M/F • 5-7 • So.
Collierville, Tenn.



24 **Abigail MILLER**
M • 5-10 • So.
St. Louis, Mo.



25 **Riley MINARD**
M • 5-7 • Sr.
Overland Park, Kan.



26 **Haley HUSTED**
D • 5-7 • Sr.
Norman, Okla.



27 **Hannah MAUPIN**
M • 5-8 • Sr.
Blue Springs, Mo..



30 **Damaris DESCHAIINE**
GK • 5-10 • rFr.
Burlleson, Texas




33 **Summit DANN**
D • 5-5 • Jr.
Johnson City, Tenn.



MEET THE RED WOLVES

PLAYERS



#3	FORWARD
JOURDAN BADELY	
5-5 • SOPHOMORE • 1L ROGERS, ARK.	
ROGERS HS SPORTING ARKANSAS	

2021

Arkansas State Athletic Director's Honor Roll member ... Saw action in seven matches as a reserve ... Logged a season total of 85 minutes with a career-high of 37 at Missouri State ... Did not record any stats.

PREP

Totaled 52 goals and 30 assists in her prep career at Rogers High School ... Scored 19 goals and added eight assists in senior season to earn 6A West Offensive Player of the Year, All-State, and Gatorade Player of the Year runner-up honors ... Helped Rogers to state championship as 7A All-Conference honorable mention pick as a freshman ... Tabbed 6A West All-Conference second team as a sophomore ... Played club soccer for Sporting Arkansas and was Sporting KC Academy Affiliate All-Star selection ... Named MVP and led club side to Clorox Cup championship ... Named MVP and club won Hidden Valley Cup.

PERSONAL

Born Feb. 21, 2003.

BADELY'S CAREER STATISTICS										
YR	GP-GS	MIN	G	A	PTS	SH	SOG	GW	PK	
2021	7-0	85	0	0	0	0	0	0	0	0-0



#18	FORWARD
ALY BERNHARD	
5-9 • FRESHMAN • HS HOUSTON, TEXAS	
SENECA VALLEY (PA) HS INTERNATIONALS SC (OH)	

PREP

Played at Elkins High School in Missouri City, Texas and Seneca Valley High School in Harmony, Pa. ... First Team All-District as a sophomore at Elkins HS ... Named Offensive MVP for the Knights that season as the leading goal scorer ... Played club soccer Internationals SC in Ohio and Albion Hurricanes FC ... Helped Albion to No. 3 ranking in ECNL and No. 7 in the nation ... Competed at ECNL Nationals as a freshman.

PERSONAL

Born June 13, 2004 ... Grandfather, Fred Bernhard, played football at North Carolina State.



#7	FORWARD
SYDNEY CLARKE	
5-4 • JUNIOR • TR SPANISH TOWN, JAMAICA	
MONROE (NY) COLLEGE	

MONROE (NY) COLLEGE

Two-time NJCAA Division I First Team All-American at Monroe College in New Rochelle, N.Y. ... Played for the Mustangs in the 2019 and 2021 seasons with no season in 2020 due to the COVID-19 pandemic ... Played center midfield in 2021 helping Mustangs defense allow less than a goal per match and a 9-2-2 record, both losses coming against top-2 ranked sides at neutral sites ... Scored six goals, two game-winners, and added two assists for 14 point season in 2021 ... Helped team to final round of pool play at 2021 NJCAA Division I Women's Soccer Championship ... In 2019, led the Mustangs to the NJCAA Championship final and earned All-America accolades ... Her side was ranked No. 1 in the NJCAA rankings from start to finish in 2019 ... Ranked fifth in nation with 5.27 points per game and 2.27 goals per game ... Had hat tricks in eight of 15 contests and scored in 13 of the 15 matches played during the 2019 campaign ... Totaled 13 points during the NJCAA Tournament ... Finished with program record 34 goals scored, five game-winners, and 11 assists for 79 points.

PREP

Four-year varsity player at Poughkeepsie High School in Poughkeepsie, N.Y. ... Played all over the pitch at left wing, right wing, center midfield, forward and right back.

PERSONAL

Born June 30, 2001.



#2	MIDFIELDER
COOPER COWAN	
5-3 • SOPHOMORE • 2L BURLERSON, TEXAS	
BURLERSON CENTENNIAL HS SPARTA FC 02 ELITE	

2021

Saw action in all 18 matches with a start in eight matches ... Started in five of the 10 conference matches ... Logged a total of 943 minutes to assist Arkansas State to its second consecutive regular season title ... Finished with four shots in four different matches with the shot against Appalachian State landing on goal.

2020-21

Played in 12 of 17 matches, helping A-State to its first Sun Belt Conference regular season championship ... Had one shot on the season.



MEET THE RED WOLVES

PLAYERS

PREP

Led Burleson Centennial to its first district championship in five years as a senior ... Lady Spartans finished undefeated at 17-0-4 ... Scored 14 goals and added 10 assists in senior campaign ... Three-time All-Johnson County selection ... Played club soccer for Spart FC 02 Elite ... Advanced to 2018 U.S. Youth Soccer National Championships.

PERSONAL

Born Aug. 19, 2002.

COWAN'S CAREER STATISTICS

YR	GP-GS	MIN	G	A	PTS	SH	SOG	GW	PK
2020	12-0	409	0	0	0	1	0	0	0-0
2021	18-8	943	0	0	0	4	1	0	0-0
Total	30-8	1352	0	0	0	5	1	0	0-0



#33 **DEFENDER**

SUMMIT DANN

5-5 • JUNIOR • 1L
JOHNSON CITY, TENN.

WESTERN CAROLINA

2021

Arkansas State Athletic Director's Honor Roll member ... Competed in seven matches with one start in her first season at Arkansas State on defense ... Recorded a pair of shots in 232 minutes of action ... Appeared in a season-high 52 minutes at Coastal Carolina where she earned her first A-State start.

WESTERN CAROLINA

Played two seasons at Western Carolina and played in 28 matches, making 24 starting, including all 12 of the 2020-21 campaign ... Scored three goals, including two markers in 2020-21 season ... Helped defense to three shutouts in 2020-21 and six clean sheets in 2019 campaign.

PREP

Prepped at Science Hill High School and led the Hilltoppers to a state championship ... Helped team to 17-5-1 record and a perfect 10-0 in district play her senior season ... Played club soccer for FC Alliance and won a state championship.

PERSONAL

Born May 18, 2001.

DANN'S CAREER STATISTICS

YR	GP-GS	MIN	G	A	PTS	SH	SOG	GW	PK
2019	16-12	1215	1	0	2	3	1	1	0-0
2020	12-12	871	2	0	4	12	6	0	0-0
2021	7-1	232	0	0	0	3	0	0	0-0
Total	35-25	2318	3	0	6	18	7	1	0-0

*2019-20 Stats from Western Carolina



#30 **GOALKEEPER**

DAMARIS DESCHAIINE

5-10 • R-FRESHMAN • RS
BURLESON, TEXAS

R.L. PASCHAL HS
SPARTA FC 02 ELITE

2021

Arkansas State Athletic Director's Honor Roll member ... Did not see game action ... Redshirted.

PREP

Two-time 6A All-Region selection from Paschal High School in Fort Worth, Texas ... Named Superlative MVP Goalkeeper in freshman and junior seasons ... Helped Sparta FC 02 Elite to appearance at 2018 US Youth Soccer National Championship ... Named to Best XI Team at 2018 US Youth Soccer National Championship ...

PERSONAL

Born Jan. 15, 2003.



#13 **MIDFIELDER/FORWARD**

PHOEBE HARPOLE

5-2 • SOPHOMORE • 1L
KATY, TEXAS

SEVEN LAKES HS
LOBOS RUSH PREMIER/CHALLENGE ECNL

2021

Arkansas State Athletic Director's Honor Roll member ... Saw action in 16 matches and earned her first career start at Missouri State ... Logged a total of 396 minutes ... Posted five shots on the year including a career-high two at Eastern Washington ... Three of her five shots were on goal for a 0.600 shots on goal percentage.

PREP

Three-time All-State selection, earning R3 6A All-State honors as a senior at Seven Lakes High School in Katy, Texas ... Earned All-State twice while at Evangelical Christian School in Cordova, Tenn., following the 2018 and 2019 seasons ... Led Seven Lakes High School to 19-6A title and 10-1-1 record in senior season ... Named District MVP and First Team All-District ... Played club soccer for 03 Lobos Rush Premier in Tennessee and 03 Challenge ECNL in Texas.

PERSONAL

Born April 14, 2003.

HARPOLE'S CAREER STATISTICS

YR	GP-GS	MIN	G	A	PTS	SH	SOG	GW	PK
2021	16-1	396	0	0	0	5	3	0	0-0



MEET THE RED WOLVES

PLAYERS



#26	DEFENDER
HAILEY HUSTED	
5-7 • SENIOR • 4L NORMAN, OKLA.	
NORMAN HS OKLAHOMA ENERGY FC	

2021

Arkansas State Athletic Director's Honor Roll member ... Started in all 18 matches as a staple on the Red Wolf back line ... Logged a total of 1549 minutes ... Played an integral role in assisting the defense to a conference-best 1.13 goals-against average in league play ... The A-State defense held league opponents to 13.9 shots per game and just 60 shots on goal in 10 matches as the Red Wolves won their second consecutive regular season title ... Assisted the defense in posting five clean sheets during the season ... Tallied two assists, one at Central Arkansas and versus Georgia Southern ... Of her 12 shots, six of them were on goal during the season.

2020-21

Played in all 17 matches, starting 16, helping A-State to its first Sun Belt Conference regular season championship ... Ranked sixth on the team with three points, scoring a goal and adding an assist ... Had 15 shots, three of which landed on goal ... Her goal came in a 6-1 win against ULM (Sept. 20) ... Logged assist in 3-0 win against Louisiana (Oct. 25) ... Part of an A-State defense that posted seven shutouts in eight league games and 11 clean sheets for the season.

2019

Started in all 20 matches ... Ranked second on the team with 1,768 minutes played ... Among 10 goal scorers, posting goal in win over Central Arkansas (Sept. 1) ... Took 16 shots and eight landed on goal ... Aided defense to nine shutouts and a 0.94 goals-against average.

2018

Appeared in 14 matches, starting two ... Ranked second on the team with three goals and was fourth with seven points ... Registered hat trick in 4-1 win over Troy (Oct. 12), at the time the sixth hat trick in program history and first since 2011 ... Took 10 shots with seven placed on goal.

PREP

Played at Norman High School ... Named Honorable Mention All-City in 2016 ... Part of a defense that allowed just 11 goals in senior season ... Recorded three goals and four assists in senior campaign ... Played club soccer for Oklahoma Energy FC of the National Premier League ... Ranked as the No. 1 team in Oklahoma and the No. 3 team in the region.

PERSONAL

Born Dec. 26, 1999.

HUSTED'S CAREER STATISTICS									
YR	GP-GS	MIN	G	A	PTS	SH	SOG	GW	PK
2018	14-2	509	3	1	7	8	5	1	0-0
2019	20-20	1768	1	0	2	16	8	1	0-0
2020	17-16	1356	1	1	3	15	3	0	0-0
2021	18-18	1549	0	2	2	12	6	0	0-0
Total	69-56	5182	5	4	14	51	22	2	0-0



#16	MIDFIELDER
GERTIE LANGFORD	
5-4 • SOPHOMORE • 1L GERMANTOWN, TENN.	
HOUSTON HS LADY LOBOS RUSH PREMIER	

2021

Arkansas State Athletic Director's Honor Roll member ... Appeared in 16 matches as a true freshman with starts in six matches as a versatile midfielder ... Earned her first career start at Texas State and played in 55 minutes against the Bobcats ... Logged a total of 619 minutes ... Registered two shots, one at Louisiana and one at Little Rock ... Played a role in assisting the defense to a conference-best 1.13 goals-against average in league play ... The A-State defense held league opponents to 13.9 shots per game and just 60 shots on goal in 10 matches as the Red Wolves won their second consecutive regular season title.

PREP

Played at Houston High School and helped Mustangs to two state titles ... Named to Memphis' Commercial Appeal All-Metro team in 2020 ... Named to Daily Memphian All-Metro Team ... Played club soccer for Lady Lobos Rush Premier ... Part of four state championships and one regional championship at club level.

PERSONAL


Born Aug. 18, 2003.

LANGFORD'S CAREER STATISTICS									
YR	GP-GS	MIN	G	A	PTS	SH	SOG	GW	PK
2021	16-6	619	0	0	0	2	0	0	0-0



MEET THE RED WOLVES

PLAYERS



#17	FORWARD
TARA LEA	
5-4 • SOPHOMORE • 2L COLLIERVILLE, TENN.	
BRIARCREST CHRISTIAN HS LADY LOBOS RUSH	

2021

Arkansas State Athletic Director's Honor Roll member ... Appeared in 11 matches with one start at Coastal Carolina ... Logged 137 minutes including a season-high 44 minutes against the Chanticleers ... Finished the season with three shots and two on goal.

2020-21

Played in all 17 matches, making three starts, helping A-State to its first Sun Belt Conference regular season championship ... Registered seven shots, three of which were on goal.

PREP

Helped Briarcrest Christian to 2019 state championship ... Scored game-winning goal in championship game ... Named All-Region and All-Metro after senior season ... Guided team to state semifinals in 2016, state runner-up in 2017 and sub-state finals in 2018 ... Four-straight Region Championship teams ... Played club soccer for Lady Lobos Rush ... Helped club team to 2019 state championship and regional quarterfinals.

PERSONAL

Born Nov. 8, 2002.

LEA'S CAREER STATISTICS									
YR	GP-GS	MIN	G	A	PTS	SH	SOG	GW	PK
2020	17-3	502	0	0	0	7	3	0	0-0
2021	11-1	137	0	0	0	3	2	0	0-0
Total	28-4	639	0	0	0	10	5	0	0-0



#0	GOALKEEPER
OLIVIA LUTHER	
5-8 • JUNIOR • 3L LAKELAND, TENN.	
ST. BENEDICT AUBURNDALE HS COLLIERVILLE SOCCER ASSOCIATION	

2021

Appeared in two matches and 124 minutes at goalkeeper with her first start at Coastal Carolina ... Tallied seven saves for the season with a career-high five at Coastal Carolina ... Had a 0.72 goals against average and finished the year with an 0-1-0 record ... Finished with a save percentage of 0.875 on 11 shots.

2020-21

Did not play due to injury.

2019

Did not see any game action.

PREP


Standout goalkeeper at St. Benedict Auburndale in Memphis ... Earned All-State honors and named team MVP in junior and senior seasons ... Helped team to quarterfinals of 2018 Division II-AA playoffs ...

PERSONAL

Born June 23, 2001.

LUTHER'S CAREER STATISTICS

YR	GP-GS	MIN	GA	GAA	SV	SV%	W-L-T	SHO
2021	2-1	124	1	0.72	7	.875	0-1-1	0



#27	MIDFIELDER
HANNAH MAUPIN	
5-6 • SENIOR • 4L LEE'S SUMMIT, MO.	
BLUE SPRINGS SOUTH HS SPORTING BLUE VALLEY	

2021

Arkansas State Athletic Director's Honor Roll member ... Appeared in four matches with three starts before suffering a season-ending injury versus Ole Miss ... Registered one assist for the game-winning goal at Eastern Washington ... In four matches, she logged 243 minutes of action.

2020-21

Played in 16 matches, making 12 starts, helping A-State to its first Sun Belt Conference regular season championship ... Among eight players to log over 1,000 minutes ... Registered two assists ... Recorded nine shots of which two were on goal ... Assisted on game-winning goal at Louisiana (Sept. 24) ... Also logged assist against South Alabama (Nov. 8) ... Part of an A-State team that posted seven shutouts in eight league games and 11 clean sheets for the season.

2019

Appeared in 19 contests, making 14 starts ... Made five shots with one landing on goal ... Helped team to nine shutouts.

2018

Played in 12 matches ... Scored first career goal in 2-0 win over Georgia State (Sept. 23) ... Registered three shots, two of which were on goal.

PREP

Prepped at Blue Springs South High School ... Scored three goals and had two assists in senior season ... Helped team to five shutouts in 2017 ... Named Examiner All-Area First Team ... Played club soccer for Sporting Blue Valley ... Named to 2018 Girls IMG Academy Top 150 Watch List.



MEET THE RED WOLVES

PLAYERS

PERSONAL

Born Oct. 22, 1999.

MAUPIN'S CAREER STATISTICS

YR	GP-GS	MIN	G	A	PTS	SH	SOG	GW	PK
2018	12-0	417	1	0	2	3	2	0	0-0
2019	19-14	1388	0	0	0	5	1	0	0-0
2020	16-12	1129	0	2	2	9	2	0	0-0
2021	4-3	243	0	1	1	0	0	0	0-0
Total	51-29	3177	1	3	5	17	5	0	0-0



#24 MIDFIELDER

ABIGAIL MILLER

5-10 • SOPHOMORE • 2L
ST. LOUIS, MO.

MEHLVILLE HS
ST. LOUIS GALLAGHER ECNL

2021

Arkansas State Athletic Director's Honor Roll member ... Started in all 18 matches and logged over 1400 minutes of action in A-State's second consecutive regular season title ... Scored a career-high two goals, notching her first of the season at Washington State and following it up with a score at Texas State ... Ranked fifth on the team in goals scored and minutes played ... Recorded 18 shots and a career-high five shots at Texas State ... tallied four multi-shot contests ... Six of her 18 shots were on goal.

2020-21

Played in all 17 matches, making 16 starts, helping A-State to its first Sun Belt Conference regular season championship ... Ranked fifth on team with 1,337 minutes played ... Scored a goal and added assists ... Took 21 shots placing 13 on goal for a .619 shots on goal percentage ... Scored game-winner in 1-0 win over Little Rock (Oct. 1) ... Assisted on game-winning goal against ULM (Oct. 4) ... Part of A-State team posted seven shutouts in eight league games and 11 clean sheets for the season.

PREP

Prepped at Mehlville High School in St. Louis area ... Named All-Conference and helped squad to district finals ... Played club soccer for St. Louis Gallagher ECNL.

PERSONAL

Born Jan. 28, 2002.

MILLER'S CAREER STATISTICS

YR	GP-GS	MIN	G	A	PTS	SH	SOG	GW	PK
2020	17-16	1337	1	1	3	21	13	1	0-0
2021	18-18	1434	2	0	4	18	6	0	0-0
Total	35-34	2771	3	1	7	39	19	1	0-0



#25 MIDFIELDER

RILEY MINARD

5-7 • SENIOR • 4L
OVERLAND PARK, KAN.

BLUE VALLEY SOUTHWEST HS
FC KANSAS CITY

2021

Arkansas State Athletic Director's Honor Roll member ... Appeared in 12 matches with a start against Coastal Carolina ... Logged 166 minutes of action ... Played in a season-high 37 minutes at Coastal Carolina ... Recorded her first career assist at Little Rock ... Finished with two shots on the year, one versus Georgia Southern and one at Louisiana.

2020-21

Played in 14 of 17 matches, helping the Red Wolves to their first Sun Belt Conference regular season title ... Posted seven shots, placing two on goal ... Part of a defensive unit that posted seven shutouts in eight league games and 11 clean sheets for the season.

2019

Appeared in 17 contests ... Scored first career goal in 3-1 win over Central Arkansas (Sept. 1) ... Took 11 shots with four landing on goal.

2018

Appeared in three matches, but did not register any stats.

PREP

Prepped at Blue Valley Southwest High School ... Helped team to state championship in 2017 ... Played in 21 matches, starting 20, as a senior ... Scored three goals, including a marker in the state championship game ... Named honorable mention to the Eastern Kansas League and was Second Team All-Defense pick in 2016 ... Played club soccer for FC Kansas City.

PERSONAL

Born Aug. 1, 2000.


MINARD'S CAREER STATISTICS

YR	GP-GS	MIN	G	A	PTS	SH	SOG	GW	PK
2018	2-0	10	0	0	0	0	0	0	0-0
2019	17-5	569	1	0	2	11	4	0	0-0
2020	14-0	335	0	0	0	7	2	0	0-0
2021	12-1	166	0	1	1	2	0	0	0-0
Total	45-6	1080	1	1	3	20	6	0	0-0



MEET THE RED WOLVES

PLAYERS



#15 FORWARD

KEELYN PEACOCK

5-9 • R-FRESHMAN • RS
STILLWATER, N.Y.

STILLWATER CENTRAL HS
ALBANY ALLEYCATS

2021

Arkansas State Athletic Director's Honor Roll member ... Saw action in one contest, at Missouri State and logged seven minutes of action ... Missed remainder of season due to injury.

PREP

Multi-sport athlete at Stillwater Central High School ... Led soccer squad to back-to-back state championships in 2018 and 2019, going unbeaten in both seasons ... Three-time Class C All-State selection ... Scored 16 goals with 36 assists as a junior ... Recorded 12 goals and 42 assists as a sophomore ... Had 11 goals and 11 assists in freshman season ... Also played two seasons at kicker for varsity football team ... Helped football squad to its first Section II Class C title in 2019 ... Also participated in track and field ... Played club soccer for Albany Alleycats

PERSONAL

Born Feb. 25, 2003.



#19 FORWARD/MIDFIELDER

EMMA RIALES

5-7 • SOPHOMORE • 1L
COLLIERVILLE, TENN.

HOUSTON HS
LADY LOBOS RUSH PREMIER

2021

Arkansas State Athletic Director's Honor Roll member ... Appeared in 15 matches with seven starts ... As a freshman, scored a pair of goals and registered four assists in 754 minutes of action ... Played a role in leading Arkansas State to its second consecutive regular season conference title ... Her first career goal was the game-winner at Texas State ... Had a career-high three points versus ULM with a goal scored and an assist ... Finished the year with 26 total shots, 12 of those on goal ... She ranked fifth on the team in goals, second on the team in assists and fourth in total points.

PREP


Two-time state champion at Houston High School in Germantown, Tenn. ... Two-time All-State selection ... Selected to All-South Region as a senior ... Earned All-Metro accolades as a junior and senior ... Scored 17 goals and had five assists as a senior ... Named 2017 Rookie of the Year ... Three-time Offensive MVP ... Played club soccer for Lady Lobos Rush Premier earning three state championships ... Captained team in 2020-21 and helped team to regional championship.

PERSONAL

Born Feb. 1, 2003.

RIALES' CAREER STATISTICS

YR	GP-GS	MIN	G	A	PTS	SH	SOG	GW	PK
2021	15-7	754	2	4	8	26	12	1	0-0



#6 FORWARD

EMMA RILEY

5-4 • SOPHOMORE • 1L
PLANO, TEXAS

PLANO EAST HS
STING DALLAS ECNL

2021

Second Team All-Sun Belt Conference ... Arkansas State Athletic Director's Honor Roll member ... As an attacking wide midfielder, she started in all 18 matches and was third among Red Wolves players with 16 points in 10 league matches ... Deposited three goals and assisted on another for seven points in league play ... Netted the game-winning tally in the win over South Alabama and had the assist on the game-winner at Little Rock, a match in which she netted two goals as well as Arkansas State went on to win its second consecutive regular season conference title ... Logged 792 minutes in league matches and a total of 1401 minutes for the year ... Finished the year with four goals in all with two game-winners.

PREP

Prepped at Plano East High School ... Four-time First Team All-District selection ... Three-year varsity captain ... Averaged eight goals and 12 assists per season ... Played club soccer for Sting Dallas ECNL ... Named to ECNL All-Conference Team ... Part of ECNL Player Development Program ... Appeared in USYSA Regional Championship ... Scored 10 goals and had 12 assists in league games last season.

PERSONAL

Born Feb. 24, 2003.

RILEY'S CAREER STATISTICS

YR	GP-GS	MIN	G	A	PTS	SH	SOG	GW	PK
2021	18-18	1401	4	2	10	30	13	2	0-0



MEET THE RED WOLVES

PLAYERS



#8 FORWARD/MIDFIELDER

MELISSA RIOS

5-5 • SOPHOMORE • 1L
GREENBRIER, ARK.
GREENBRIER HS
ARKANSAS RISING

2021

Appeared in four matches and a total of 47 minutes ... Logged a season-high 16 minutes at Eastern Washington where she launched her two shots on the year.

PREP

Prepped at Greenbrier High School ... Two-time All-State selection ... Helped Panthers to first state finals appearance in 2021 ... Played club soccer for Arkansas Rising.

PERSONAL

Born March 1, 2003.

RIOS' CAREER STATISTICS									
YR	GP-GS	MIN	G	A	PTS	SH	SOG	GW	PK
2021	4-0	47	0	0	0	2	1	0	0-0



#21 DEFENDER

MCKENZIE ROBINSON

5-2 • SOPHOMORE • TR
SMITHVILLE, MO.
CENTRAL MISSOURI

CENTRAL MISSOURI

Played in 25 matches, making 16 starts, as a freshman in 2021 ... Deposited a goal and assisted on two others for four points ... Logged 16 shots while placing seven on goal for a .438 shots on goal percentage ... Helped team earn MIAA regular season and NCAA-II Central Region title after a 20-4-1 season ... Squad finished sixth in the final poll for the 2021 season.

PREP


Prepped at Smithville High School ... Named 3A All-District at midfield ... Helped squad to Class 3 District 8 championship.

PERSONAL

Born April 26, 2003.

ROBINSON'S CAREER STATISTICS									
YR	GP-GS	MIN	G	A	PTS	SH	SOG	GW	PK
2021	25-16	1359	1	2	4	16	7	0	0-1

* Stats from Central Missouri



#18 DEFENDER

HAILEY ROGERS

5-6 • JUNIOR • 1L
COLLIERVILLE, TENN.
SOUTHERN MISS

2021

Arkansas State Athletic Director's Honor Roll member ... Appeared in two matches, at Missouri State and at Coastal Carolina in a reserve role on defense.

SOUTHERN MISS

Member of the Southern Miss roster for the 2019 and 2020 seasons ... Made 11 appearances in 2019 ... Took two three shots with two landing on goal ... Aided defense to four clean sheets.

PREP

Standout at Evangelical Christian School ... Helped lead the Eagles to two state titles and a regional runner-up finish ... Tabbed a two-time All-Region selection and was named Regional MVP ... Also competed in track and field ... Played club soccer for Lobos Rush and won three state titles.

PERSONAL

Born March 23, 2000.

ROGERS' CAREER STATISTICS									
YR	GP-GS	MIN	G	A	PTS	SH	SOG	GW	PK
2019	11-0	103	0	0	0	3	2	0	0-0
2020	-	-	-	-	-	-	-	-	-
2021	2-0	29	0	0	0	0	0	0	0-0
Total	13-0	132	0	0	0	3	2	0	0-0

*2019-20 Stats from Southern Miss



#5 DEFENDER

LAUREN SHAH

5-3 • SOPHOMORE • 2L
ST. CHARLES, MO.
FRANCIS HOWELL NORTH HS
LOU FUSZ UNITED BLUE

2021

Arkansas State Athletic Director's Honor Roll member ... Saw action in 15 matches with starts in nine of them ... Started in six league matches on defense and helped play a role in Arkansas State winning its second consecutive regular season conference title ... Notched an assist versus Georgia State ... Saw significant playing time in four clean sheets by the Red Wolves ... Played in a season-high 108 minutes in the double overtime win versus Appalachian State.

2020-21

Started all 17 matches, helping the Red Wolves to their first Sun Belt Conference regular season title ... Posted two shots, placing one on goal ... Part of a defensive unit that posted seven



MEET THE RED WOLVES

PLAYERS

shutouts in eight league games and 11 clean sheets for the season ... Led team with 1,535 minutes played.

PREP

Prepped at Francis Howell North HS ... Played club soccer for Lou Fusz United Blue.

PERSONAL

Born Oct. 13, 2001.

SHAH'S CAREER STATISTICS

YR	GP-GS	MIN	G	A	PTS	SH	SOG	GW	PK
2020	17-17	1535	0	0	0	2	1	0	0-0
2021	15-9	719	0	1	1	0	0	0	0-0
Total	32-26	2254	0	1	1	2	1	0	0-0



#23

MIDFIELDER/FORWARD

HOLLY STALLS

5-7 • SOPHOMORE • 1L
COLLIERVILLE, TENN.

LOUISVILLE

2021

Arkansas State Athletic Director's Honor Roll member ... Competed in 15 matches as a reserve ... Logged a total of 249 minutes ... Tallied her first career A-State assist against Ole Miss ... Finished the year with seven shots, two of which were on goal.

LOUISVILLE

Member of the Louisville roster for the 2020-21 season.

PREP

Standout at Collierville High School ... Named Tennessee State Tournament Top Performer in 2018 ... Led Dragons to District 15 Championship as a senior ... Helped Collierville to Region 8 Championship as a junior ... Led Dragons to D1 3A State finals appearance in 2017 and 2018 ... Finished high school career with 49 goals, including 18 as a senior, and dished out 43 assists ... Played club soccer for Lady Lobos Rush Premier ... Named to Tennessee Olympic Development Program from 2014-17 ... Helped club side to U17 Tennessee State Championship in 2018 and won the U17 ESPN Disney Showcase ... Part of U18 USYS National Championship finals in 2019 and won U18 State Championship in 2019 ... Won the U16 Las Vegas Players Showcase in 2017 and joined Tennessee Soccer ECNL as a Discovery Player for 2019-20 season.

PERSONAL

Born July 1, 2001.

STALLS' CAREER STATISTICS

YR	GP-GS	MIN	G	A	PTS	SH	SOG	GW	PK
2021	15-0	249	0	1	1	7	2	0	0-0



#4

FORWARD

DARBY STOTTS

5-6 • R-FRESHMAN • 1L
LITTLE ROCK, ARK.

LITTLE ROCK CHRISTIAN HS
ARKANSAS UNITED

2021

Arkansas State Athletic Director's Honor Roll member ... Missed the season due to injury.

2020-21

Played in 16 matches, making 13 starts, as the Red Wolves claimed their first Sun Belt Conference regular season title ... Sixth on team with three points ... Had goal and assist in 6-1 win against ULM (Sept. 20) ... Registered 17 shots, placing seven on goal ... Among eight players to log 1,000 or more minutes.

PREP

Prepped at Little Rock Christian ... Assisted on game-winning goal in 2018 5A state title game against Pulaski Academy as Little Rock Christian won first state title since 2015 ... Named to 2018 NCSAA Central US Super-Region team ... Second Team All-Arkansas Preps in 2019 ... Played club soccer for Arkansas United.

PERSONAL

Born June 19, 2002.

STOTTS' CAREER STATISTICS

YR	GP-GS	MIN	G	A	PTS	SH	SOG	GW	PK
2020	16-13	1036	1	1	3	17	7	0	0-0



#10

MIDFIELDER

SARAH STRONG

5-10 • FRESHMAN • HS
COLLIERVILLE, TENN.

BRIARCREST CHRISTIAN HS
LADY LOBOS RUSH PREMIER

2021

Arkansas State Athletic Director's Honor Roll member ... Started in all 18 matches in her first season as a Red Wolf ... Logged 1537 total minutes, ranking fourth on the team ... Was an instrumental part of the A-State midfield, helping lead the Red Wolves to their second consecutive regular season conference title ... Finished the year with one goal and one assist, both coming during conference play ... Her first career goal was in a 3-3 tie versus Georgia State ... Assisted in the game-winning goal at Troy ... Recorded 19 total shots, seven of which were on goal.

PREP

Four-year starter at Briarcrest Christian ... Helped team to state championship in 2019, runner-up in 2017 and four region titles ... Twice selected



MEET THE RED WOLVES

PLAYERS

to Commercial Appeal All-Metro First Team ... Two-time All-State selection ... Daily Memphian and Commercial Appeal Player of the Year Finalist in 2020 ... United Soccer Coaches All-South Region Team pick in 2020 ... Scored four goals and added 10 assists in senior season ... Played club soccer for Lady Lobos Rush Premier ... Helped club side to three Tennessee State Cup Championships (2016, 2018, 2019) and state runner-up in 2017.

PERSONAL

Born Oct. 22, 2002.

STRONG'S CAREER STATISTICS

YR	GP-GS	MIN	G	A	PTS	SH	SOG	GW	PK
2021	18-18	1537	1	1	3	19	7	0	0-0



#11 DEFENDER

MAKENNA TURLEY

5-7 • SOPHOMORE • 1L
LAKELAND, FLA.

GEORGE JENKINS HS
TAMPA BAY UNITED

2021

Arkansas State Athletic Director's Honor Roll member ... Did not see game action.

2020-21

Played in two matches ... Did not record any statistics.

PREP

Prepped at George Jenkins High School ... All-County and All-District selection ... Helped team to two state tournament appearances ... Played club soccer for Tampa Bay United ... Member of ODP Florida State Team in 2015, 2016 and 2017 ... ODP Regional Team in 2016 and 2017.

PERSONAL

Born July 1, 2001.

TURLEY'S CAREER STATISTICS

YR	GP-GS	MIN	G	A	PTS	SH	SOG	GW	PK
2020	2-0	6	0	0	0	0	0	0	0-0



#22 MIDFIELDER/FORWARD

ALYIAH WILLIAMSON

5-7 • SOPHOMORE • 1L
MILLINGTON, TENN.

ST. BENEDICT AUBURNDALE HS
LADY LOBOS RUSH

2021

Arkansas State Athletic Director's Honor Roll member ... Sun Belt Conference Freshman of the Year ... Second Team All-Sun Belt Conference ... Appeared in all 18 matches with 10 starts ... Was the leading goal scorer among all true freshmen in the league, finishing with six goals and an assist for 13 points in 10 outings ... Of her six goals, three of them were game-winners, including two golden goals and another that tied a fixture as the Red Wolves wrapped up a second consecutive regular season title and third-straight season with at least 10 wins ... Ranked first in game-winning goals (3), second in goals (6), fifth in shots on goal (13) and seventh in points (13) among the league-leaders in conference only games ... Finished the season with seven total goals to help lead the Red Wolves.

PREP

Prepped at St. Benedict Auburndale in Cordova, Tenn. ... Named Second Team All-Region as a senior ... All-Metro pick in 2019 ... Also played basketball and was First Team All-Region and All-Metro ... Played club soccer for Lady Lobos Rush Premier ... Helped club side to three Tennessee State Cup Championships (2016, 2018, 2019) and state runner-up in 2017.

PERSONAL

Born July 4, 2003.

TURLEY'S CAREER STATISTICS

YR	GP-GS	MIN	G	A	PTS	SH	SOG	GW	PK
2021	18-10	846	7	1	15	24	17	4	0-0



BRIAN DOOLEY

Head Coach | 8th Season
Nova Southeastern, 1987

Three-straight seasons with 10 or more wins and back-to-back Sun Belt Conference regular season championships are among many highlights since head coach Brian Dooley took over the women's soccer program prior to the 2015 season.

Inheriting a program that had two winning seasons in the first 15 years of the play, Dooley has guided the program to eight or more wins in each of the last five seasons, including a program best 11-5-1 record in the 2020 campaign.

Now in his eighth season with the Red Wolves, Dooley has led the program to a record of 57-52-16 (.520) with 38 of those wins coming via shutouts.

Defensively, Dooley has guided the program to a 1.09 goals-against average in his eight seasons. In the last three seasons alone, A-State has a 0.85 GAA allowing 49 goals in the 55 matches played while posting a 31-17-7 record with 25 clean sheets (21-0-4).

Named Sun Belt Coach of the Year for the 2020 and 2021 seasons, Dooley has coached six First Team All-Sun Belt Conference selections, nine Second Team All-Sun Belt Conference picks and eight Sun Belt Conference All-Tournament Team honorees.

Among the individual standouts under Dooley's tutelage are forward Sarah Sodoma, 2020 Sun Belt Conference Player and Offensive Player of the Year, Megan McClure, 2020 Sun Belt Conference Defensive Player of the Year and 2021 Sun Belt Conference Goalkeeper of the Year and Aliyah Williamson, 2021 Sun Belt Conference Freshman of the Year. Sodoma finished her illustrious career holding program records in points (93), goals (36), game-winning goals (10), shots (234) and shots on goal (129) while ranking second in multiple-goal games (4) and assists (21). McClure ended her standout career with program records in wins (33), goals-against average (0.97) and shutouts (27).

Awarded his second consecutive Sun Belt Coach of the Year accolade, Dooley managed a squad that saw freshmen – first-year and returning freshmen – log 63 percent of the minutes on his team. Those freshmen accounted for 17 of 24 goals on the season. True freshmen accounted for 30 points, scoring 14 goals, seven game-winners, and assisted on nine others. Defensively, A-State posted a 1.01 goals-against average overall, while limiting conference foes to 13.9 shots per game and just 60 shots on goal in the 10 league matches.

With COVID-19 presenting challenges on and off the field during the 2020-21 campaign, Dooley managed to lead the team to the most successful season in program history. The Red Wolves set single-season records for wins (11), shutouts (11) and goals-against average (0.58) in an 11-5-1 season. A-State was unbeaten in the eight-game league slate, posting a 7-0-1 record and allowed just one goal in the eight matches.

A-State swept the Sun Belt Conference postseason honors with Dooley named Coach of the Year, Sodoma named Player of the Year and Offensive Player of the Year and McClure named Defensive Player of the Year. Sodoma and McClure were joined on the All-Sun Belt Conference teams by freshman defender Hailey Cloud. Cloud and Sodoma were tabbed United Soccer Coaches All-Southeast Region.

COACHING CAREER		
Year	School	Position
1990-94	Barry University	Assistant Coach
1995-98	Barry University	Head Coach
1999-2012	Florida Atlantic	Head Coach
2013-14	Missouri	Assistant Coach
2015-pres.	Arkansas State	Head Coach

RECORD AS A HEAD COACH			
Year	Team	Record	Conf.
1995	Barry	16-2-1	-
1996	Barry	11-4-1	-
1997	Barry	14-2-2	-
1998	Barry	12-4-0	5-0-0
1999	FAU	5-9-1	4-4-1
2000	FAU	14-6-0	7-2-0
2001	FAU	14-5-1	7-2-1
2002	FAU	14-5-0	10-1-0
2003	FAU	16-4-1	9-1-0
2004	FAU	11-4-3	7-2-1
2005	FAU	16-4-1	9-0-1
2006	FAU	11-8-2	7-4-0
2007	FAU	9-8-2	6-4-1
2008	FAU	7-10-2	5-4-2
2009	FAU	5-12-3	3-7-1
2010	FAU	6-13-0	5-6-0
2011	FAU	6-11-1	2-8-1
2012	FAU	5-13-0	3-7-0
2015	A-State	3-14-1	1-7-1
2016	A-State	6-8-3	4-5-1
2017	A-State	9-6-2	5-4-1
2018	A-State	8-7-3	5-5-0
2019	A-State	10-6-4	4-2-3
2020	A-State	11-5-1	7-0-1
2021	A-State	10-6-2	7-2-1
Totals	25 Seasons	249-176-37 .579	122-77-17 .604



COACHING STAFF

STAFF



The 2019 season saw A-State post a 10-6-4 mark and a 5-2-3 record in Sun Belt Conference play. The Red Wolves advanced to their first SBC Tournament final. Sodoma provided nine goals and six assists for a 24-point season, fourth-highest in program history, to earn First Team All-Sun Belt Conference recognition.

In 2018, Dooley led the Red Wolves to an 8-7-3 mark and their third-straight appearance in the Sun Belt Conference Tournament. The 2017 squad finished 9-6-2 with the nine wins accounting for the third-highest win total in program history at the time. Sodoma was named Sun Belt Conference Freshman of the Year and was joined by Riley Ebenroth and Kelsey Ponder on the All-Sun Belt Conference team.

Laying a foundation for the program, the 2016 season saw Ponder finish second in the league in saves and save percentage to earn All-Sun Belt Conference recognition, the first for the program since 2013. Ponder ranked top-five nationally. Dooley's first season saw the Red Wolves finish 3-14-1, but four of those losses came in overtime and a total of nine matches were decided by one goal.

A name highly recognized in collegiate soccer, Dooley came to Arkansas State after serving as the associate head coach at Missouri for two seasons. Prior to that, he spent 14 seasons as the head coach at Florida Atlantic and began his head-coaching career with a four-year stint at Barry University from 1995-98.

Over his two years with the Tigers, Dooley helped Missouri to a 20-16-6 overall record and a 10-7-4 mark in the SEC. During his first year with the program, Missouri knocked off three top-25 teams, which accounted for the most wins over ranked opponents for the Tigers since 2008. This past season, Missouri finished with a 12-7-3 record and advanced to the second round of the NCAA Tournament after knocking off Kansas in Lawrence to start the tournament.

In his 14 seasons at Florida Atlantic Dooley compiled a 139-112-17 record and had a .700 winning percentage over his first 10 seasons at the school. Seven of his teams won 14 or more matches during a season and eight of his teams posted winning seasons. He also led the Owls to their first appearance in the NCAA Tournament and his squads consistent were challengers for the Atlantic Sun and Sun Belt Conference championships. From 1999-2009 his FAU teams averaged 11 wins per year and seven league victories per year.

Dooley's teams captured three Atlantic Sun Conference regular-season titles and enjoyed a seven-year run in which FAU was the only league team to qualify for the postseason tournament. The 2005 squad tied a program record with 16 victories (16-4-1), was a perfect 9-0 in Atlantic Sun play, and captured both the league's regular-season and post-season championships to qual-

ify for the NCAA Tournament. In 2003, his team set the school record with 16 victories and a 10-1 record in A-Sun matches. The Owls won four straight conference title matches from 2000-03 after winning just eight A-Sun matches in six seasons prior to Dooley's arrival at the school.

Dooley's teams have been recognized for their excellent defensive play. His 2006 FAU team led all Division I teams in shutout percentage (.762) and held opponents scoreless in 16 of its 21 matches. The Owls followed that in 2007 by posting nine shutouts and allowing 6.8 shots per match while surrendering just 15 goals.

Under Dooley's guidance, three different players earned the Atlantic Sun Conference's Player of the Year Award in seven seasons. Seventeen players were honored with first-team all-conference selections, 16 were second-team honorees and 11 were named to the all-freshmen team. Two players from the 2007 squad were first-team selections in the Sun Belt Conference, while another earned second-team honors in 2010. The program also had the league's Newcomer of the Year award winner in 2007 and 2008. In all, Dooley has coached 36 student-athletes to all-conference selections, had 11 named to all-freshmen teams, coached three to player of the year honors and two to newcomer of the year status.

On the international level, Dooley has coached 10 players that have gone on to represent their home countries on national teams (Finland, Scotland, Jamaica and Puerto Rico) and four have played at the professional level.

At Barry University, Dooley's teams had a 53-12-4 record in four seasons and advanced to the NCAA Division II national championship match in 1995. The Lady Bucs also qualified for postseason play in 1996, 1997 and 1998, and Dooley coached nine National Soccer Coaches Association of America All-American players. His Barry teams were virtually unbeatable at home, going 29-1-2 in Miami Shores.

Dooley played an instrumental role in establishing Barry's success as an assistant coach for five years (1990-94). The college posted a 71-11-2 record during that time, and won NCAA Division II national championships in 1992 and 1993.

Dooley attended Florida International University, where he was a midfielder on FIU's 1982 NCAA Division II national championship team. He started his coaching career as an assistant on the FIU staff for five years.

Dooley received a bachelor's degree from Nova Southeastern University in 1987. He and his wife, Marie, are the parents of three boys: Sean, Connor, and Ciaran.



SHANNON LOCKE

Associate Head Coach | 7th Season
Tulsa, 2011

Shannon Locke enters her seventh season at Arkansas State and her fifth as the Associate Head Coach.

Helping the program to three-straight seasons with 10 or more wins and back-to-back Sun Belt Conference regular season championships, Locke has played a major part in the rise of the A-State women's soccer program.

The Red Wolves defense has posted 39 shutouts since Locke began her tenure on the coaching staff, including 25 clean sheets in the last three seasons. In fact, A-State has posted a 0.85 goals-against average allowing 49 goals spanning 55 matches since the start of the 2019 season.

In her time at A-State, the Red Wolves have had six First Team All-Sun Belt Conference selections, nine Second Team All-Sun Belt Conference picks and eight Sun Belt Conference All-Tournament team honorees.

Locke helped recruit and manage a squad that saw freshmen – first-year and returning freshmen – log 63 percent of the minutes in 2021. Those freshmen accounted for 17 of 24 goals on the season. True freshmen accounted for 30 points, scoring 14 goals, seven game-winners, and assisted on nine others. Defensively, A-State posted a 1.01 goals-against average overall, while limiting conference foes to 13.9 shots per game and just 60 shots on goal in the 10 league matches.

Despite COVID-19 pandemic challenges during the 2020-21 campaign, Locke and the coaching staff led the team to the most successful season in program history. The Red Wolves set single-season records for wins (11), shutouts (11) and goals-against average (0.58) in an 11-5-1 season. A-State was unbeaten in the eight-game league slate, posting a 7-0-1 record and allowed just one goal in those eight fixtures.

The Red Wolves swept the Sun Belt Conference postseason honors with head coach Brian Dooley named Coach of the Year, forward Sarah Sodoma named Player of the Year and Offensive Player of the Year and goalkeeper Megan McClure named Defensive Player of the Year. Freshman Hailey Cloud joined Sodoma and McClure as All-Sun Belt Conference selections while Sodoma and Cloud were recognized on the United Soccer Coaches All-Southeast Region team.

A-State posted a 10-6-4 mark and 5-2-3 record in league play in the 2019 campaign. The Red Wolves advanced to their first SBC Tournament final with Sodoma providing nine goals and six assists for a 24-point season, fourth-highest in program history, to earn First Team All-Sun Belt recognition.

Continued improvement was shown in the 2018 season with A-State finishing at 8-7-3 overall and

COACHING CAREER		
Year	School	Position
2013-15	Northeastern St.	Strength Coach
2015	Kansas	Operations
2016	Arkansas State	Assistant Coach
2017-pres.	Arkansas State	Associate HC

an appearance in the Sun Belt Conference Tournament for the third-straight season. In 2017, A-State finished 9-6-2 with the nine victories accounting for the third-highest win total in program history at the time. Sodoma was named Sun Belt Conference Freshman of the Year and Riley Ebenroth and Kelsey Ponder were named All-Sun Belt Conference selections. In her first season, Locke helped lead A-State to their first Sun Belt Tournament appearance since 2013. She was instrumental in the development of goalkeeper Kelsey Ponder, a Second Team All-Conference pick and first all-conference selection for A-State since 2013.

Locke came to A-State from Kansas University where she served as the Director of Operations for the Jayhawks' women's soccer program. During her season in Lawrence, the Jayhawks collected 10 victories and advanced to the finals of the Big 12 Championship Tournament.

In addition to her duties on the field, Locke also organized scouting reports, travel itineraries, meals, videos and highlights, recorded game stats, team stats, director of team camps and served as the main liaison with the alumni.

Prior to her time at Kansas, she had a two-year stint as the strength and conditioning coach for the Northeastern State women's soccer program. During that time, she also earned her master's degree in Human and Health Performance.

Locke was a four-year letterwinner for the Tulsa Hurricane from 2006-10. During her four years in Tulsa she tallied five goals, six assists and had a role in 12 shutouts. She was also the captain of the squad in both her junior and senior years.

She graduated from Tulsa in 2011 with a bachelor's degree in exercise sports science.

A native of Vancouver, Canada, Locke also enjoyed a highly successful club and Olympic Development career. In 2006, she started 21 of 24 games for the women's premier team in Canada, where she recorded 12 goals and 10 assists and helped her squad to regional and league titles.

She saw time with the Canadian Youth National Team in three-consecutive years. She also competed overseas in Spain, Denmark and Sweden where she helped her various teams win gold titles in all three countries.



KELSEY DOSSEY

Assistant Coach | 1st Season
Missouri, 2018

Arkansas State women's soccer head coach Brian Dooley announced in August that Kelsey Dossey has joined his coaching staff as an assistant coach.

"Kelsey has competed at the highest level in college and the professional leagues," said Dooley. "Her ability to relate her experience into teaching moments makes our program better. Her energy, preparation and insight are a perfect fit for A-State soccer."

Dossey, a standout goalkeeper at the University of Missouri, most recently signed with the Chicago Red Stars of the NWSL as a replacement goalkeeper. She was named to the preseason roster for the Kansas City Current and later trained with the Washington Spirit before landing with the Chicago Red Stars from April to August.

"I'm super grateful for this opportunity and excited to work with such a successful program that Coach Dooley has built, with the assistance of Shannon Locke," Dossey said. "As I transition into this new role from player to coach, I look forward to sharing my experiences with the girls and stepping into this new position the Lord has set before me. I am excited for the challenge of maintaining a winning culture and bringing more success to A-State soccer."

Prior to her time in the NWSL, Dossey played for RCD Espanyol in Barcelona. She competed in La Liga, the highest level of women's professional soccer in Spain. She was La Liga XI Player of the Week for performance against Real Sociedad. She played in 13 games in the 2020-21 season. She also played for FF Lugano 1976 in Switzerland competing in the Champions League and the top Swiss League. She played 90 minutes against Manchester City in the first leg of the Round of 32. She started five matches and played all 450 minutes in the Swiss League recording two shutouts in the five fixtures.

In her four-year career at Missouri, Dossey appeared in 62 matches and logged 5,140 minutes between the posts for the Tigers. She finished her career with a 1.33 goals-against average and a .728 save percentage with 203 total saves, one of four in program history with more than 200 stops. She registered 24 wins and 11 shutouts for Missouri in her career, both fourth-most in program history. In her senior season (2018), she was Second Team All-SEC stopping 80 shots on the season, the ninth-best total in program history.

A native of Plainfield, Ind., Dossey was a 2014 NSCAA All-American and ISCA Indiana Player of the Year. She was one of three goalkeepers selected to the 2014 Girls High School All-America Game and she participated in the 2014 U.S. Soccer Women's Youth National Team Training Camp. She was a four-year starter at Avon High School posting a 54-8-12 record and holds the Indiana high school record with 51 career shutouts. She led Avon to the 2013 state title.



Record	Overall	Home	Away	Neutral
All Games	10-6-2	5-2-1	5-3-1	0-1-0
Conference	7-2-1	4-0-1	3-2-0	0-0-0
Non-Conference	3-4-1	1-2-0	2-1-1	0-1-0

Date	Opponent	Score	Goals	Assist (s)	Attendance
Aug. 19	at Washington State	1-1 ^{2OT} , T	Abigail Miller (1)	----	3147
Aug. 21	at Eastern Washington	1-0, W	Sarah Sodoma (1)	Hannah Maupin (1)	90
Aug. 26	at Missouri State	0-1, L	----	----	107
Aug. 29	Ole Miss	1-2, L	Sarah Sodoma (2)	Holly Stalls (1), Hailey Cloud (1)	423
Sept. 5	Kansas	0-1, L	----	----	302
Sept. 9	Tulsa	1-0, W	Aliyah Williamson (1)	Emma Riley (1), Emma Riales (1)	247
Sept. 12	at Central Arkansas	1-0, W	Emma Riley (1)	Haley Husted (1), Sarah Sodoma (1)	238
Sept. 17	South Alabama*	3-2, W	Own Goal Aliyah Williamson (2) Emma Riley (2)	----	167
Sept. 23	Georgia Southern*	2-1 ^{OT} , W	Sarah Sodoma (3) Aliyah Williamson (3)	Olivia Smith (1) Haley Husted (2) Olivia Smith (2)	193
Oct. 1	at Texas State*	3-1, W	Abigail Miller (2) Emma Riales (1) Aliyah Williamson (4)	Sarah Sodoma (2) Hailey Cloud (2) Sarah Sodoma (3)	258
Oct. 3	at Louisiana*	1-2, L	Sarah Sodoma (4)	Olivia Smith (3)	179
Oct. 7	ULM*	2-1, W	Emma Riales (2) Sarah Sodoma (5)	Sarah Sodoma (4) Emma Riales (2)	109
Oct. 10	at Little Rock*	3-1, W	Emma Riley (3) Aliyah Williamson (5) Emmay Riley (4)	Sarah Sodoma (5), Emma Riales (3) Emma Riley (2) Aliyah Williamson (1), Riley Minard (1)	205
Oct. 15	Georgia State*	3-3 ^{2OT} , T	Sarah Sodoma (6) Sarah Strong (1) Aliyah Williamson (6)	Lauren Shah (1) Emma Riales (4) Sarah Sodoma (6)	103
Oct. 17	Appalachian State*	1-0 ^{2OT} , W	Aliyah Williamson (7)	Olivia Smith (4), Sarah Sodoma (7)	203
Oct. 22	at Troy*	1-0 ^{OT} , W	Rachel Kutella (1)	Sarah Strong (1)	287
Oct. 24	at Coastal Carolina*	0-1, L	----	----	137
Nov. 3	vs ULM	1-2, L	Sarah Sodoma (7)	Rachel Kutella (1)	120



2021 FINAL STATISTICS

REVIEW

Game Records

Overall	Conference					Home		Away			Neutral	
11-5-1	9-1-1					5-2-0		4-2-1			2-1-0	

##	Player	GP-GS	G	A	PTS	SH	SH%	SOG	SOG%	GW	PK	Conference									
												GP-GS	G	A	PTS	SH	SH%	SOG	SOG%	GW	PK
7	Sodoma, Sarah	17-17	8	4	20	62	.129	28	.452	4	2	11-11	7	4	18	42	.167	19	.452	4	2
18	Furio, Hailey	17-13	3	2	8	15	.200	6	.400	0	0	11-10	2	2	6	13	.154	5	.385	0	0
2	Smith, Olivia	15-11	3	0	6	14	.214	5	.357	2	0	11-7	3	0	6	8	.375	5	.625	2	0
20	Cloud, Hailey	17-16	2	1	5	17	.118	11	.647	1	0	11-11	2	1	5	14	.143	9	.643	1	0
14	Erti, Maggie	11-4	2	0	4	12	.167	5	.417	0	0	10-3	1	0	2	9	.111	3	.333	0	0
6	MacIntosh, Victoria	12-11	2	0	4	5	.400	3	.600	2	2	10-9	1	0	2	4	.250	2	.500	1	1
24	Miller, Abigail	17-16	1	1	3	21	.048	13	.619	1	0	11-11	1	1	3	13	.077	8	.615	1	0
4	Stotts, Darby	16-13	1	1	3	17	.059	7	.412	0	0	11-9	1	1	3	13	.077	6	.462	0	0
26	Husted, Haley	17-16	1	1	3	15	.067	3	.200	0	0	11-10	1	1	3	10	.100	3	.300	0	0
12	Kutella, Rachel	16-16	1	0	2	2	.500	1	.500	1	0	10-10	0	0	0	0	.000	0	.000	0	0
27	Maupin, Hannah	16-12	0	2	2	9	.000	2	.222	0	0	11-7	0	2	2	8	.000	2	.250	0	0
10	Glockzin, Abigail	11-1	0	1	1	9	.000	5	.556	0	0	9-0	0	1	1	5	.000	4	.800	0	0
25	Minard, Riley	14-0	0	0	0	7	.000	2	.286	0	0	9-0	0	0	0	6	.000	2	.333	0	0
17	Lea, Tara	17-3	0	0	0	7	.000	3	.429	0	0	11-0	0	0	0	5	.000	2	.400	0	0
21	Coates, Julianna	13-3	0	0	0	5	.000	1	.200	0	0	8-1	0	0	0	4	.000	0	.000	0	0
5	Shah, Lauren	17-17	0	0	0	2	.000	1	.500	0	0	11-11	0	0	0	1	.000	0	.000	0	0
1	McClure, Megan	17-17	0	0	0	1	.000	0	.000	0	0	11-11	0	0	0	0	.000	0	.000	0	0
3	Cowan, Cooper	12-0	0	0	0	1	.000	1	1.000	0	0	6-0	0	0	0	1	.000	1	1.000	0	0
13	Potter, Caitlann	8-0	0	0	0	0	.000	0	.000	0	0	2-0	0	0	0	0	.000	0	.000	0	0
11	Turley, Makenna	2-0	0	0	0	0	.000	0	.000	0	0	1-0	0	0	0	0	.000	0	.000	0	0
16	Gellis, Bailey	1-0	0	0	0	0	.000	0	.000	0	0	0-0	0	0	0	0	.000	0	.000	0	0
29	Miller, Noel	1-0	0	0	0	0	.000	0	.000	0	0	0-0	0	0	0	0	.000	0	.000	0	0
9	Restrepo, Sophia	1-1	0	0	0	0	.000	0	.000	0	0	0-0	0	0	0	0	.000	0	.000	0	0
Total		17	25	13	63	221	.113	97	.439	-	4	11	20	13	53	156	.128	71	.455	-	3
Opponents		17	10	7	27	167	.060	69	.413	-	1	11	3	1	7	94	.032	40	.426	-	0

##	Player	GP-GS	MIN	GA	GA	AAVG	SAVES	PCT	W	L	T	SHO/CBO	GP-GS	MIN	GA	GA	AAVG	SAVES	PCT	W	L	T	SHO/CBO
1	McClure, Megan	17-17	1517:38	9	0.53	58	.866	11	5	1	11/0	11-11	1020:26	3	0.26	36	.923	9	1	1	9/0		
29	Miller, Noel	1-0	45:00	1	2.00	0	.000	0	0	0	0/0	-	00:00	0	0.00	0	.000	0	0	0	0/0		
TM	TEAM	-	00:00	0	0.00	1	1.000	0	0	0	0/0	-	00:00	0	0.00	1	1.000	0	0	0	0/0		
Total		17	1562:38	10	0.58	59	.855	11	5	1	11	11	1020:26	3	0.26	37	.925	9	1	1	9	1	
Opponents		17	1562:38	25	1.44	73	.745	5	11	1	3	11	1020:26	20	1.76	52	.722	1	9	1	1	1	

Shots by Periods

Team	1st	2nd	OT1	OT2	TOTAL
ASU	107	107	5	2	221
Opponents	84	79	2	2	167

Shots by Periods

Team	1st	2nd	OT1	OT2	TOTAL
ASU	72	77	5	2	156
Opponents	40	51	1	2	94

Goals by Periods

Team	1st	2nd	OT1	OT2	TOTAL
ASU	13	11	0	1	25
Opponents	3	6	1	0	10

Goals by Periods

Team	1st	2nd	OT1	OT2	TOTAL
ASU	10	9	0	1	20
Opponents	1	2	0	0	3

Saves by Periods

Team	1st	2nd	OT1	OT2	TOTAL
ASU	27	32	0	0	59
Opponents	36	33	3	1	73

Saves by Periods

Team	1st	2nd	OT1	OT2	TOTAL
ASU	15	22	0	0	37
Opponents	25	23	3	1	52



ALL-TIME SERIES RESULTS

RESULTS

Wins against Centenary, Denver, Little Rock, Tulsa and UT Martin in 2005 were later vacated.

Opponent	W-L	H	A	N	OT	GF	GA
Alabama	0-3-0	0-1-0	0-1-0	0-1-0	---	1	9
Alabama A&M	5-0-0	3-0-0	2-0-0	0-0-0	---	15	1
Appalachian State	4-2-2	3-1-0	0-1-2	1-0-0	1-0-2	9	5
Arkansas	0-1-0	0-1-0	0-0-0	0-0-0	---	1	2
Arkansas-Pine Bluff	7-1-1	6-1-1	1-0-0	0-0-0	1-0-1	41	6
Belmont	0-2-0	0-1-0	0-1-0	0-0-0	---	2	5
Centenary	2-7-0	1-3-0	1-4-0	0-0-0	---	6	18
Central Arkansas	10-5-0	4-3-0	6-2-0	0-0-0	0-3-0	31	18
Central Oklahoma	0-1-0	0-0-0	0-0-0	0-1-0	---	0	4
Chattanooga	0-3-0	0-1-0	0-2-0	0-0-0	---	1	8
Christian Brothers	0-1-0	0-1-0	0-0-0	0-0-0	---	0	3
Coastal Carolina	1-5-0	1-1-0	0-3-0	0-1-0	---	5	13
Colorado Christian	0-1-0	0-0-0	0-1-0	0-0-0	---	0	2
Dallas Baptist	0-1-0	0-0-0	0-1-0	0-0-0	---	1	4
Denver	2-12-0	1-4-0	1-6-0	0-2-0	---	6	50
Drury	0-3-0	0-2-0	0-1-0	0-0-0	0-1-0	6	10
Eastern Washington	1-0-0	0-0-0	1-0-0	0-0-0	---	1	0
Florida Atlantic	2-4-1	2-2-0	0-2-1	0-0-0	0-1-1	11	16
FIU	1-11-2	1-6-2	0-4-0	0-1-0	0-2-2	10	27
Georgia Southern	3-4-0	2-2-0	1-2-0	0-0-0	1-1-0	9	11
Georgia State	5-1-3	1-2-1	1-2-0	0-0-0	1-0-3	16	12
Grambling	3-0-0	2-0-0	1-0-0	0-0-0	---	17	2
Idaho	0-1-0	0-0-0	0-0-0	0-1-0	---	0	2
Indiana	0-1-0	0-0-0	0-1-0	0-0-0	---	0	3
Jackson State	2-0-0	2-0-0	0-0-0	0-0-0	---	10	1
Jacksonville State	1-0-0	0-0-0	1-0-0	0-0-0	---	10	3
Kansas	0-1-0	0-1-0	0-0-0	0-0-0	---	0	1
Kansas State	1-0-0	0-0-0	1-0-0	0-0-0	---	2	1
Lipscomb	1-1-1	1-0-0	0-1-1	0-0-0	0-1-1	3	2
Little Rock	13-7-5	10-1-1	3-7-2	0-2-2	2-3-5	36	27
Louisiana	12-13-0	6-6-0	4-7-0	2-0-0	0-2-0	38	34
Louisiana Tech	2-2-2	1-2-0	1-0-2	0-0-0	0-0-2	5	5
McNeese	1-0-0	1-0-0	0-0-0	0-0-0	---	3	1
Memphis	0-2-0	0-1-0	0-1-0	0-0-0	---	0	7
Middle Tennessee	1-12-1	1-6-0	0-5-1	0-1-0	0-0-1	10	46
Mississippi State	1-3-0	1-1-0	0-2-0	0-0-0	---	3	12
Mississippi Vall	5-1-0	4-1-0	1-0-0	0-0-0	---	20	5
Missouri	0-1-0	0-0-0	0-1-0	0-0-0	---	0	7
Missouri State	2-4-0	1-0-0	1-3-0	0-1-0	0-1-0	6	15
Murray State	6-6-1	3-2-0	2-3-1	1-1-0	0-1-1	23	30
Northern Iowa	1-0-0	0-0-0	0-0-0	1-0-0	---	2	1
North Texas	0-15-1	0-5-1	0-7-0	0-3-0	0-0-1	9	76
Northwestern State	0-2-0	0-0-0	0-2-0	0-0-0	---	0	5
Oklahoma State	0-3-0	0-1-0	0-2-0	0-0-0	---	0	11
Ole Miss	0-2-0	0-1-0	0-1-0	0-0-0	---	1	3
Omaha	0-0-1	0-0-1	0-0-0	0-0-0	0-0-1	1	1
Oral Roberts	2-5-0	1-2-0	1-3-0	0-0-0	0-1-0	10	12
Prairie View A&M	1-0-0	1-0-0	0-0-0	0-0-0	---	3	0
Saint Louis	0-2-1	0-1-0	0-1-1	0-0-0	0-0-1	3	10
Samford	0-1-0	0-0-0	0-0-0	0-1-0	---	0	4
Sam Houston	0-0-1	0-0-0	0-0-0	0-0-1	0-0-1	1	1
South Alabama	4-17-3	3-6-1	1-9-1	0-2-1	1-2-3	19	44
Southeastern La.	1-3-0	0-2-0	1-1-0	0-0-0	---	1	10
Southeast Missouri	1-8-1	1-4-0	0-4-1	0-0-0	0-0-1	1	21
Southern Miss	0-4-1	0-1-1	0-3-0	0-0-0	0-2-1	3	8
Stephen F. Austin	0-4-0	0-2-0	0-2-0	0-0-0	---	2	8
Tennessee	0-1-0	0-0-0	0-1-0	0-0-0	---	0	9
Texas State	6-5-1	3-2-0	3-3-0	0-0-1	2-1-1	15	14
Texas Tech	0-1-0	0-0-0	0-1-0	0-0-0	---	0	1
Troy	7-7-2	3-2-1	4-5-1	0-0-0	0-0-2	23	19
Tulsa	4-4-0	3-1-0	1-3-0	0-0-0	1-0-0	5	13
UAB	0-1-0	0-0-0	0-1-0	0-0-0	0-1-0	0	1
ULM	15-4-1	8-1-1	7-2-0	0-1-0	0-0-1	50	18
UT Martin	4-8-1	3-3-1	1-5-0	0-0-0	0-1-1	20	25
Washington State	0-0-1	0-0-0	0-0-1	0-0-0	0-0-1	1	1
Weber State	0-0-1	0-0-0	0-0-0	0-1-0	---	0	2
Western Kentucky	1-13-1	1-6-0	0-6-0	0-1-1	0-1-1	8	35



ALL-TIME SERIES RESULTS

RESULTS

ALABAMA 0-3-0

H: 0-1-0 | A: 0-1-0 | N: 0-1-0

Sept. 14, 2001	1-3	hL
Sept. 14, 2003	0-2	aL
Sept. 4, 2006	0-4	nL

ALABAMA A&M 5-0-0

H: 3-0-0 | A: 2-0-0 | N: 0-1-0

Sept. 22, 2000	9-1	hW
Sept. 7, 2001	1-0	aW
Sept. 1, 2002	1-0	hW
Sept. 12, 2003	2-0	aW
Oct. 22, 2004	2-0	hW

APPALACHIAN STATE 4-2-2

H: 3-1-0 | A: 0-1-2 | N: 1-0-0

Sept. 28, 2014	0-1	hL
Sept. 25, 2015	1-2	aL
Sept. 30, 2016	3-0	hW
Sept. 29, 2017	1-1 ^{2OT}	aT
Oct. 21, 2018	2-1 ^{OT}	hW
Oct. 20, 2019	0-0 ^{2OT}	aT
Nov. 4, 2020	1-0	nW
Oct. 17, 2021	1-0	hW

ARKANSAS 0-1-0

H: 0-1-0 | A: 0-0-0 | N: 0-0-0

March 20, 2021	1-2	hL
----------------	-----	----

ARKANSAS PINE BLUFF 7-1-1

H: 6-1-1 | A: 1-0-0 | N: 0-0-0

Sept. 15, 2004	8-0	hW
Sept. 29, 2008	7-0	hW
Sept. 1, 2009	1-2	hL
Aug. 27, 2010	1-0 ^{OT}	aW
Sept. 18, 2011	4-4 ^{2OT}	hT
Aug. 19, 2012	6-0	hW
Sept. 20, 2013	5-0	hW
Sept. 21, 2014	8-0	hW
Aug. 23, 2015	1-0	hW

BELMONT 0-2-0

H: 0-1-0 | A: 0-1-0 | N: 0-0-0

Sept. 5, 2010	1-3	aL
Sept. 16, 2011	1-2	hL

CENTENARY 2-7-0

H: 1-3-0 | A: 1-4-0 | N: 0-0-0

Oct. 28, 2000	0-1	aL
Sept. 23, 2001	0-3	hL
Sept. 22, 2002	0-1	aL
Sept. 28, 2003	0-3	hL

Aug. 29, 2004	0-3	aL
Sept. 16, 2005	2-1*	hW
Sept. 17, 2006	0-2	aL
Aug. 31, 2007	1-2	hL
Sept. 5, 2008	3-2	aW

CENTRAL ARKANSAS 10-5-0

H: 5-3-0 | A: 5-2-0 | N: 0-0-0

Sept. 23, 2007	3-2	aW
Aug. 23, 2008	5-2	hW
Aug. 22, 2009	4-1	hW
Aug. 26, 2011	2-0	aW
Sept. 9, 2012	2-0	hW
Aug. 30, 2013	3-2	aW
Aug. 31, 2014	1-2	hL
Aug. 28, 2015	2-3 ^{2OT}	aL
Sept. 1, 2016	0-1 ^{2OT}	hL
Sept. 3, 2017	1-0	aW
Sept. 9, 2018	1-2	aL
Sept. 1, 2019	3-1	hW
Sept. 13, 2020	2-0	aW
Oct. 18, 2020	1-2 ^{OT}	hL
Sept. 12, 2021	1-0	aW

CENTRAL OKLAHOMA 0-1-0

H: 0-0-0 | A: 0-0-0 | N: 0-1-0

Sept. 3, 2000	0-4	nL
---------------	-----	----

CHATTANOOGA 0-3-0

H: 0-1-0 | A: 0-2-0 | N: 0-0-0

Sept. 15, 2002	0-3	aL
Sept. 11, 2005	0-3	aL
Aug. 25, 2006	1-2	hL

CHRISTIAN BROTHERS 0-1-0

H: 0-1-0 | A: 0-0-0 | N: 0-0-0

Sept. 27, 2000	0-3	hL
----------------	-----	----

COASTAL CAROLINA 1-5-0

H: 1-1-0 | A: 0-3-0 | N: 0-1-0

Sept. 16, 2016	0-4	aL
Nov. 2, 2016	0-3	nL
Oct. 8, 2017	3-1	hW
Oct. 25, 2018	1-2	aL
Oct. 25, 2019	1-2	hL
Oct. 24, 2021	0-1	aL

COLORADO CHRISTIAN 0-1-0

H: 0-0-0 | A: 0-1-0 | N: 0-0-0

Sept. 15, 2000	0-2	aL
----------------	-----	----

DALLAS BAPTIST 0-1-0

H: 0-0-0 | A: 0-1-0 | N: 0-0-0

Oct. 6, 2000	1-4	aL
--------------	-----	----

DENVER 2-12-0

H: 1-4-0 | A: 1-6-0 | N: 0-2-0

Sept. 17, 2000	0-7	aL
Sept. 30, 2001	0-8	aL
Sept. 29, 2002	1-2	hL
Nov. 4, 2002	0-3	nL
Oct. 5, 2003	0-2	aL
Oct. 3, 2004	2-1	hW
Oct. 16, 2005	2-0*	aW
Oct. 15, 2006	0-7	aL
Oct. 21, 2007	0-4	hL
Oct. 17, 2008	0-2	aL
Oct. 16, 2009	0-3	hL
Nov. 5, 2009	1-3	nL
Oct. 21, 2010	0-2	hL
Oct. 20, 2011	0-6	aL

DRURY 0-3-0

H: 0-2-0 | A: 0-1-0 | N: 0-0-0

Oct. 27, 2002	1-3	hL
Sept. 5, 2003	2-3	hL
Oct. 31, 2004	3-4 ^{OT}	aL

EASTERN WASHINGTON 1-0-0

H: 0-0-0 | A: 1-0-0 | N: 0-0-0

Aug. 21, 2021	1-0	aW
---------------	-----	----

FLORIDA ATLANTIC 2-4-1

H: 2-2-0 | A: 0-2-1 | N: 0-0-0

Oct. 22, 2006	1-3	hL
Oct. 28, 2007	0-5	aL
Oct. 24, 2008	2-3 ^{OT}	hL
Oct. 23, 2009	0-0 ^{2OT}	aT
Sept. 24, 2010	0-1	aL
Sept. 23, 2011	3-0	hW
Oct. 20, 2012	5-4	hW



ALL-TIME SERIES RESULTS

RESULTS

FLORIDA INTERNATIONAL 1-11-2

H: 1-6-2 | A: 0-4-0 | N: 0-1-0

Oct. 15, 2000	0-3	hL
Oct. 21, 2001	0-2	hL
Oct. 20, 2002	0-0 ^{2OT}	hT
Oct. 26, 2003	2-1	hW
Oct. 24, 2004	0-2	aL
Oct. 2, 2005	1-1 ^{2OT}	hT
Oct. 20, 2006	0-2	hL
Oct. 26, 2007	2-3	aL
Oct. 26, 2008	1-2	hL
Oct. 25, 2009	2-3	aL
Sept. 26, 2010	0-1 ^{2OT}	aL
Sept. 24, 2011	1-2 ^{OT}	hL
Nov. 2, 2011	0-2	nL
Oct. 18, 2012	1-3	hL

GEORGIA SOUTHERN 3-4-0

H: 2-2-0 | A: 1-2-0 | N: 0-0-0

Oct. 3, 2014	0-2	aL
Oct. 4, 2015	1-3	hL
Oct. 23, 2016	1-2 ^{OT}	hL
Oct. 1, 2017	1-2	aL
Oct. 19, 2018	3-1	hW
Oct. 18, 2019	1-0 ^{OT}	aW
Sept. 23, 2021	2-1	hW

GEORGIA STATE 5-1-3

H: 3-0-2 | A: 1-1-1 | N: 1-0-0

Oct. 20, 2013	3-2 ^{OT}	hW
Oct. 5, 2014	2-5	aL
Oct. 2, 2015	1-1 ^{2OT}	hT
Oct. 16, 2016	2-1	hW
Oct. 20, 2017	2-0	aW
Sept. 23, 2018	2-0	hW
Oct. 4, 2019	0-0 ^{2OT}	aT
Nov. 6, 2020	1-0	nW
Oct. 15, 2021	3-3 ^{2OT}	hT

GRAMBLING 3-0-0

H: 2-0-0 | A: 1-0-0 | N: 0-0-0

Sept. 6, 2009	4-0	hW
Sept. 16, 2012	6-2	aW
Sept. 8, 2013	7-0	hW

IDAHO 0-1-0

H: 0-0-0 | A: 0-0-0 | N: 0-1-0

Sept. 11, 2015	0-2	nL
----------------	-----	----

INDIANA 0-1-0

H: 0-0-0 | A: 0-1-0 | N: 0-0-0

Aug. 17, 2012	0-3	aL
---------------	-----	----

JACKSON STATE 2-0-0

H: 2-0-0 | A: 0-0-0 | N: 0-0-0

Sept. 2, 2012	4-0	hW
Sept. 5, 2019	6-1	hW

JACKSONVILLE STATE 1-0-0

H: 0-0-0 | A: 1-0-0 | N: 0-0-0

Sept. 21, 2003	10-3	aW
----------------	------	----

KANSAS 0-1-0

H: 0-1-0 | A: 0-0-0 | N: 0-0-0

Sept. 5, 2021	0-1	hL
---------------	-----	----

KANSAS STATE 1-0-0

H: 0-0-0 | A: 1-0-0 | N: 0-0-0

Aug. 29, 2019	2-1	aW
---------------	-----	----

LIPSCOMB 1-1-1

H: 1-0-0 | A: 0-1-1 | N: 0-0-0

Sept. 3, 2010	2-0	hW
Aug. 19, 2011	1-1 ^{2OT}	aT
Aug. 24, 2017	0-1 ^{OT}	aL

LITTLE ROCK 13-8-5

H: 10-1-1 | A: 3-7-2 | N: 0-0-2

Oct. 2, 2000	2-1 ^{2OT}	hW
Oct. 26, 2001	4-1	aW
Oct. 25, 2002	1-0 ^{OT}	hW
Oct. 31, 2003	1-3	aL
Oct. 29, 2004	2-3	hL
Oct. 7, 2005	2-0*	aW
Oct. 28, 2006	0-1 ^{OT}	aL
Nov. 2, 2007	2-2 ^{2OT}	hT
Oct. 31, 2008	0-0 ^{2OT}	aT
Oct. 30, 2009	1-0	hW
Oct. 29, 2010	1-2 ^{2OT}	aL
Oct. 28, 2011	4-0	hW
Oct. 26, 2012	3-1	hW
Sept. 29, 2013	2-1	hW
Oct. 18, 2014	1-2	aL
Oct. 16, 2015	1-2 ^{OT}	aL
Oct. 2, 2016	0-2	aL
Sept. 22, 2017	1-0	hW
Nov. 1, 2017	1-1 ^{2OT}	nT
<i>LR wins on PKs 3-1</i>		
Oct. 14, 2018	0-3	aL
Oct. 31, 2018	1-1 ^{2OT}	nT
<i>LR wins on PKs 4-3</i>		

Oct. 29, 2019	1-0	hW
Oct. 1, 2020	1-0	hW
Oct. 15, 2020	0-0 ^{2OT}	aT
March 6, 2021	1-0	hW
Oct. 10, 2021	3-1	aW

LOUISIANA 12-13-0

H: 6-6-0 | A: 4-7-0 | N: 2-0-0

Oct. 13, 2000	4-2	hW
Oct. 12, 2001	1-3	aL
Oct. 11, 2002	4-0	hW
Oct. 17, 2003	3-2	aW
Oct. 15, 2004	0-2	hL
Sept. 30, 2005	0-1	hL
Oct. 1, 2006	1-2 ^{OT}	hL
Oct. 7, 2007	1-3	aL
Oct. 3, 2008	2-3	hL
Oct. 2, 2009	3-1	aW
Oct. 8, 2010	2-3	aL
Oct. 7, 2011	2-0	hW
Sept. 30, 2012	2-0	hW
Oct. 13, 2013	0-1	aL
Nov. 6, 2013	2-1	nW
Oct. 12, 2014	2-4	aL
Oct. 9, 2015	0-1	hL
Oct. 7, 2016	1-0	aW
Sept. 15, 2017	1-2 ^{OT}	hL
Sept. 28, 2018	0-1	aL
Sept. 27, 2019	1-0	hW
Nov. 8, 2019	1-0	nW
Sept. 24, 2020	1-0	aW
Oct. 25, 2020	3-0	hW
Oct. 3, 2021	1-2	aL

LOUISIANA TECH 2-2-2

H: 1-2-0 | A: 1-0-2 | N: 0-0-0

Sept. 24, 2004	2-0	hW
Sept. 15, 2006	0-0 ^{2OT}	aT
Aug. 30, 2009	0-1	hL
Aug. 29, 2010	1-0	aW
Sept. 13, 2015	1-3	hL
Aug. 28, 2016	1-1 ^{2OT}	aT

McNEESE 1-0-0

H: 1-0-0 | A: 0-0-0 | N: 0-0-0

Aug. 30, 2002	3-1	hW
---------------	-----	----

MEMPHIS 0-2-0

H: 0-1-0 | A: 0-1-0 | N: 0-0-0

Aug. 31, 2012	0-4	aL
Sept. 13, 2018	0-3	hL



ALL-TIME SERIES RESULTS

RESULTS

MIDDLE TENNESSEE 1-12-1

H: 1-6-0 | A: 0-5-1 | N: 0-1-0

Oct. 23, 2000	2-4	hL
Oct. 7, 2001	1-5	hL
Oct. 6, 2002	0-1	aL
Oct. 12, 2003	0-4	hL
Oct. 10, 2004	0-9	aL
Nov. 3, 2004	2-5	nL
Oct. 23, 2005	1-5	hL
Oct. 8, 2006	0-4	hL
Oct. 14, 2007	0-0 ^{2OT}	aT
Oct. 10, 2008	2-1	hW
Oct. 9, 2009	1-3	aL
Oct. 1, 2010	0-2	hL
Sept. 30, 2011	0-3	aL
Sept. 23, 2012	1-2	aL

MISSISSIPPI STATE 1-3-0

H: 1-1-0 | A: 0-2-0 | N: 0-0-0

Aug. 21, 2011	3-1	hW
Aug. 25, 2013	0-4	aL
Sept. 5, 2014	0-5	hL
March 13, 2021	0-2	aL

MISSISSIPPI VALLEY STATE 5-1-0

H: 4-1-0 | A: 1-0-0 | N: 0-0-0

Oct. 24, 2003	4-1	aW
Aug. 27, 2006	0-1	hL
Sept. 5, 2009	4-0	hW
Sept. 12, 2014	5-1	hW
Sept. 6, 2015	4-0	hW
Sept. 11, 2016	3-2	hW

MISSOURI 0-1-0

H: 0-0-0 | A: 0-1-0 | N: 0-0-0

Sept. 8, 2005	0-7	aL
---------------	-----	----

MISSOURI STATE 2-4-0

H: 1-0-0 | A: 1-3-0 | N: 0-1-0

Sept. 1, 2000	0-7	nL
Aug. 26, 2005	1-2 ^{OT}	aL
Sept. 3, 2013	3-1	hW
Sept. 7, 2014	0-3	aL
Aug. 18, 2017	2-1	aW
Aug. 26, 2021	0-1	aL

MURRAY STATE 6-6-1

H: 3-2-0 | A: 2-3-1 | N: 1-1-0

Sept. 30, 2000	2-1	hW
Sept. 9, 2001	0-6	aL
Sept. 26, 2003	2-1	hW
Sept. 10, 2004	4-3	nW
Oct. 28, 2005	1-4	aL
Sept. 8, 2006	2-3	nL
Sept. 11, 2011	1-2 ^{OT}	hL
Aug. 24, 2012	1-0	aW
Sept. 22, 2013	3-1	hW
Aug. 22, 2014	3-2	aW
Aug. 30, 2015	2-3	hL
Sept. 4, 2016	1-1 ^{2OT}	aT
Sept. 13, 2019	1-3	aL

NORTHERN IOWA 1-0-0

H: 0-0-0 | A: 0-0-0 | N: 1-0-0

Aug. 27, 2000	2-1	nW
---------------	-----	----

NORTH TEXAS 0-15-1

H: 0-5-1 | A: 0-7-0 | N: 0-3-0

Oct. 8, 2000	0-11	aL
Nov. 3, 2000	0-6	nL
Sept. 28, 2002	1-7	aL
Oct. 31, 2001	2-10	nL
Sept. 27, 2002	0-2	hL
Oct. 3, 2003	1-6	aL
Nov. 5, 2003	1-10	nL
Oct. 1, 2004	0-1	hL
Oct. 14, 2005	1-4	aL
Oct. 13, 2006	0-8	aL
Oct. 19, 2007	1-2	hL
Oct. 19, 2008	0-2	aL
Oct. 18, 2009	0-2	hL
Oct. 24, 2010	0-2	aL
Oct. 23, 2011	1-1 ^{2OT}	hT
Oct. 12, 2012	1-2	hL

NORTHWESTERN STATE 0-2-0

H: 0-0-0 | A: 0-2-0 | N: 0-0-0

Sept. 20, 2002	0-1	aL
Oct. 9, 2005	0-4	aL

OKLAHOMA STATE 0-3-0

H: 0-1-0 | A: 0-2-0 | N: 0-0-0

Aug. 28, 2005	0-3	aL
Sept. 2, 2007	0-3	hL
Sept. 20, 2009	0-5	aL

OLE MISS 0-2-0

H: 0-1-0 | A: 0-1-0 | N: 0-0-0

April 2, 2021	0-1	aL
Aug. 29, 2021	1-2	hL

OMAHA 0-0-1

H: 0-0-1 | A: 0-0-0 | N: 0-0-0

Aug. 19, 2018	1-1 ^{2OT}	hT
---------------	--------------------	----

ORAL ROBERTS 2-5-0

H: 1-2-0 | A: 1-3-0 | N: 0-0-0

Sept. 8, 2000	0-2	hL
Sept. 3, 2004	0-1	aL
Sept. 12, 2008	2-3	aL
Sept. 17, 2010	2-3	hL
Sept. 15, 2013	2-3 ^{OT}	aL
Sept. 1, 2017	3-0	hW
Sept. 2, 2018	1-0	aW

PRAIRIE VIEW A&M 1-0-0

H: 1-0-0 | A: 0-0-0 | N: 0-0-0

Sept. 17, 2007	3-0	hW
----------------	-----	----

SAINT LOUIS 0-2-1

H: 0-1-0 | A: 0-1-1 | N: 0-0-0

Aug. 31, 2003	0-6	aL
Aug. 27, 2017	2-3	hL
Aug. 24, 2018	1-1 ^{2OT}	aT

SAMFORD 0-1-0

H: 0-0-0 | A: 0-0-0 | N: 0-1-0

Sept. 2, 2006	0-4	nL
---------------	-----	----

SAM HOUSTON STATE 0-0-1

H: 0-0-0 | A: 0-0-0 | N: 0-0-1

Sept. 13, 2009	1-1 ^{2OT}	nT
----------------	--------------------	----

SOUTH ALABAMA 4-17-3

H: 3-6-1 | A: 1-9-1 | N: 0-2-1

Oct. 20, 2000	0-3	aL
Oct. 14, 2001	0-3	aL
Oct. 13, 2002	0-1	hL
Oct. 19, 2003	0-1	aL
Oct. 17, 2004	1-1 ^{2OT}	hT
Sept. 25, 2005	0-1	aL
Sept. 24, 2006	1-2	aL
Sept. 30, 2007	0-1	hL
Sept. 26, 2008	2-3	aL
Sept. 25, 2009	4-3 ^{OT}	hW
Oct. 15, 2010	2-1	hW



ALL-TIME SERIES RESULTS

RESULTS

Oct. 14, 2011	0-2	aL
Oct. 7, 2012	0-0 ^{2OT}	aT
Oct. 6, 2013	0-2	hL
Nov. 8, 2013	1-1 ^{2OT}	nT

USA wins on PKs 6-5

Oct. 24, 2014	1-4	hL
Oct. 25, 2015	1-4	aL
Sept. 23, 2016	0-1	hL
Oct. 13, 2017	1-0	aW
Oct. 4, 2018	0-1 ^{OT}	hL
Oct. 6, 2019	0-1 ^{2OT}	aL
Nov. 10, 2019	1-5	nL
Nov. 8, 2020	1-2	nL
Sept. 17, 2021	3-2	hW

SOUTHEASTERN LOUISIANA 1-3-0

H: 0-2-0 | A: 1-1-0 | N: 0-0-0

Sept. 7, 2007	0-2	aL
Sept. 21, 2008	0-4	hL
Sept. 4, 2015	0-4	hL
Aug. 25, 2016	1-0	aW

SOUTHEAST MISSOURI 1-8-1

H: 1-4-0 | A: 0-4-1 | N: 0-0-0

Sept. 11, 2000	0-5	hL
Sept. 20, 2001	0-1	aL
Sept. 13, 2002	0-2	hL
Sept. 19, 2004	0-4	aL
Sept. 19, 2010	0-1	hL
Aug. 28, 2011	0-4	aL
Sept. 6, 2012	0-0 ^{2OT}	aT
Sept. 19, 2014	0-3	hL
Sept. 18, 2015	0-1	aL
Sept. 15, 2019	1-0	hW

SOUTHERN MISS 0-4-1

H: 0-1-1 | A: 0-3-0 | N: 0-0-0

Sept. 14, 2012	0-2	aL
Aug. 23, 2013	2-2 ^{2OT}	hT
Sept. 14, 2014	0-1 ^{2OT}	aL
Aug. 21, 2015	1-2 ^{2OT}	aL
Aug. 21, 2016	0-1	hL

STEPHEN F. AUSTIN 0-4-0

H: 0-2-0 | A: 0-2-0 | N: 0-0-0

Aug. 31, 2001	0-1	hL
Aug. 27, 2004	0-2	aL
Sept. 4, 2005	1-2	hL
Sept. 8, 2008	1-3	aL

TENNESSEE 0-1-0

H: 0-0-0 | A: 0-1-0 | N: 0-0-0

Sept. 6, 2002	0-9	aL
---------------	-----	----

TEXAS STATE 6-5-1

H: 4-2-0 | A: 2-3-0 | N: 0-0-1

Sept. 9, 2007	3-2 ^{OT}	hW
Oct. 27, 2013	0-3	aL
Sept. 26, 2014	1-2	hL
Sept. 27, 2015	2-3 ^{OT}	aL
Oct. 9, 2016	1-0	aW
Sept. 24, 2017	0-1	hL
Sept. 30, 2018	1-2	aL
Sept. 29, 2019	1-0	hW
Nov. 6, 2019	0-0 ^{2OT}	nT

A-State wins on PKs 4-1

Sept. 27, 2020	2-0	hW
Oct. 10, 2020	1-0 ^{2OT}	aW
Oct. 1, 2021	3-1	aW

TEXAS TECH 0-1-0

H: 0-0-0 | A: 0-1-0 | N: 0-0-0

Sept. 8, 2019	0-1	aL
---------------	-----	----

TROY 7-7-2

H: 3-2-1 | A: 4-5-1 | N: 0-0-0

Sept. 23, 2005	1-2	aL
Sept. 22, 2006	1-2	aL
Sept. 28, 2007	0-1	hL
Sept. 28, 2008	0-1	aL
Sept. 27, 2009	3-0	hW
Oct. 17, 2010	2-1	hW
Oct. 16, 2011	2-1	aW
Oct. 5, 2012	2-1	aW
Oct. 3, 2013	0-1	aL
Oct. 26, 2014	0-3	hL
Oct. 23, 2015	1-2	aL
Sept. 18, 2016	1-1 ^{2OT}	aT
Sept. 17, 2017	4-1	hW
Oct. 12, 2018	4-1	aW
Oct. 11, 2019	1-1 ^{2OT}	hT
Oct. 22, 2021	1-0	aW

TULSA 4-4-0

H: 3-1-0 | A: 1-3-0 | N: 0-0-0

Sept. 5, 2004	0-3	aL
Sept. 2, 2005	1-0*	hW
Sept. 14, 2008	0-4	aL
Sept. 10, 2010	1-0	hW
Sept. 13, 2013	0-4	aL
Aug. 24, 2014	0-1	hL
Aug. 31, 2018	2-1OT	aW
Sept. 9, 2021	1-0	hW

TENNESSEE 0-1-0

H: 0-0-0 | A: 0-1-0 | N: 0-0-0

Sept. 6, 2002	0-9	aL
---------------	-----	----

UAB 0-1-0

H: 0-0-0 | A: 0-1-0 | N: 0-0-0

Oct. 18, 2002	0-1 ^{OT}	aL
---------------	-------------------	----

ULM 15-4-1

H: 8-1-1 | A: 7-2-0 | N: 0-1-0

Sept. 2, 2001	2-0	hW
Sept. 19, 2003	2-1	aW
Sept. 29, 2006	4-0	hW
Oct. 5, 2007	1-5	aL
Oct. 5, 2008	1-1 ^{2OT}	hT
Nov. 1, 2009	5-1	aW
Oct. 10, 2010	2-1	aW
Oct. 9, 2011	5-0	hW
Sept. 28, 2012	3-0	hW
Oct. 11, 2013	3-2	aW
Oct. 10, 2014	1-0	aW
Oct. 11, 2015	2-0	hW
Sept. 25, 2016	0-1	hL
Oct. 15, 2017	0-1	aL
Sept. 21, 2018	4-0	hW
Sept. 20, 2019	3-1	aW
Sept. 20, 2020	6-1	hW
Oct. 4, 2020	3-0	aW
Oct. 7, 2021	2-1	hW
Nov. 3, 2021	1-2	nL

UT MARTIN 4-8-1

H: 3-3-1 | A: 1-5-0 | N: 0-0-0

Oct. 19, 2001	0-1	hL
Sept. 8, 2002	2-5	aL
Sept. 7, 2003	0-1	hL
Sept. 12, 2004	1-2	aL
Sept. 18, 2005	3-2*	hW
Sept. 10, 2006	1-2 ^{2OT}	aL
Sept. 21, 2007	0-2	hL
Aug. 22, 2010	2-2 ^{2OT}	hT
Sept. 2, 2011	2-4	aL
Sept. 7, 2012	4-1	hW
Sept. 8, 2017	2-0	aW
Aug. 16, 2018	2-0	hW
Aug. 22, 2019	1-3	aL

WASHINGTON STATE 0-0-1

H: 0-0-0 | A: 0-0-1 | N: 0-0-0

Aug. 19, 2021	1-1 ^{2OT}	aT
---------------	--------------------	----



ALL-TIME SERIES RESULTS

RESULTS

WEBER STATE 0-0-1

H: 0-0-0 | A: 0-0-0 | N: 0-0-1

Sept. 11, 2009 0-2 nL

WESTERN KENTUCKY 1-13-1

H: 1-6-0 | A: 0-6-0 | N: 0-1-1

Oct. 5, 2001 1-3 hL

Oct. 4, 2002 0-1 aL

Oct. 10, 2003 0-4 hL

Oct. 8, 2004 1-2 aL

Oct. 21, 2005 0-1 hL

Oct. 6, 2006 0-3 hL

Oct. 12, 2007 0-6 aL

Oct. 12, 2008 0-2 hL

Oct. 11, 2009 0-4 aL

Nov. 4, 2009 1-1^{2OT} nT

A-State wins on PKs 4-2

Oct. 3, 2010 0-2 hL

Oct. 2, 2011 2-3^{2OT} aL

Sept. 21, 2012 0-2 aL

Oct. 31, 2012 0-1 nL

Oct. 18, 2013 3-0 hW

YEARLY RESULTS



RESULTS

YEAR	HEAD COACH	OVERALL	PCT	SUN BELT	PCT	Home	Away	Neutral
2000	Ken Hefner	5-14-0	.263	2-5-0	.286	4-5-0	0-6-0	1-3-0
2001	Ken Hefner	3-14-0	.176	1-7-0	.125	1-7-0	2-6-0	0-1-0
2002	Ken Hefner	4-14-1	.237	2-5-1	.357	4-4-0	0-9-1	0-1-0
2003	Ken Hefner	7-12-0	.368	2-6-0	.286	2-5-0	5-6-0	0-1-0
2004	Jason Wharton	5-14-1	.275	1-6-1	.188	4-3-1	0-10-0	1-1-0
2005	Jason Wharton	0-13-1*	.036	0-6-1	.071	0-4-1	0-9-0	0-0-0
2006	Jason Wharton	1-17-1	.079	1-9-0	.100	1-7-0	0-7-1	0-3-0
2007	Derek Pittman	3-13-2	.222	0-9-2	.091	2-7-1	1-6-1	0-0-0
2008	Derek Pittman	4-12-2	.278	1-8-2	.182	3-5-1	1-7-1	0-0-0
2009	Derek Pittman	8-10-3	.452	5-5-1	.500	6-4-0	2-4-1	0-2-2
2010	Tafadzwa Ziyenge	7-11-1	.395	3-8-0	.273	4-5-1	3-6-0	0-0-0
2011	Tafadzwa Ziyenge	7-10-3	.425	5-5-1	.500	5-3-2	2-6-1	0-1-0
2012	Tafadzwa Ziyenge	11-8-1	.575	5-4-1	.550	7-2-0	4-5-1	0-1-0
2013	Tafadzwa Ziyenge	10-7-3	.575	4-4-0	.500	7-1-1	2-6-1	1-0-1
2014	Tafadzwa Ziyenge	4-14-0	.222	1-8-0	.111	2-8-0	2-6-0	0-0-0
2015	Brian Dooley	3-14-1	.194	1-7-1	.167	3-6-1	0-6-0	0-2-0
2016	Brian Dooley	6-8-3	.441	4-5-1	.450	3-5-0	3-2-3	0-1-0
2017	Brian Dooley	9-6-2	.588	5-4-1	.550	4-3-0	5-3-1	0-0-1
2018	Brian Dooley	8-7-3	.528	5-5-0	.500	5-2-1	3-5-1	0-0-1
2019	Brian Dooley	10-6-4	.600	5-2-3	.650	5-1-1	4-4-2	1-1-1
2020	Brian Dooley	11-5-1	.676	7-0-1	.938	5-2-0	4-2-1	2-1-0
2021	Brian Dooley	10-6-2	.611	7-2-1	.750	5-2-1	5-3-1	0-1-0
Totals		136-235-35	.378	67-120-18	.371	82-91-12	48-124-17	6-20-6

* Win (s) vacated due to NCAA Sanctions | Actual on-field record was 5-13-1 (2-6-1)

Total on-field record is 141-235-35 (.386) | Total Sun Belt on-field record is 69-120-18 (.377)



YEAR-BY-YEAR RESULTS

RESULTS

2000 5-14-0 / 2-5-0 Sun Belt

Head Coach: Ken Hefner

H: 4-5-0 | A: 0-6-0 | N: 1-3-0

SEMO TOURNAMENT - CAPE GIRARDEAU, MO.			
Aug. 27	Northern Iowa	2-1	W
ORAL ROBERTS TOURNAMENT - TULSA, OKLA.			
Sept. 1	Missouri State	0-7	L
Sept. 3	Central Oklahoma	0-4	L
Sept. 8	Oral Roberts	0-2	L
Sept. 11	Southeast Missouri	0-5	L
Sept. 15	at Colorado Christian	0-2	L
Sept. 17	at Denver*	0-7	L
Sept. 22	Alabama A&M	9-1	W
Sept. 27	Christian Brothers	0-3	L
Sept. 30	Murray State	2-1	W
Oct. 2	Little Rock*	2-1 ^{2OT}	W
Oct. 6	at Dallas Baptist	1-4	L
Oct. 8	at North Texas*	0-11	L
Oct. 13	Louisiana*	4-2	W
Oct. 15	FIU*	0-3	L
Oct. 20	at South Alabama*	0-3	L
Oct. 23	Middle Tennessee*	2-4	L
Oct. 28	at Centenary	0-1	L
SUN BELT TOURNAMENT - MOBILE, ALA.			
Nov. 3	North Texas	0-6	L

2001 3-14-0 / 1-7-0 Sun Belt

Head Coach: Ken Hefner

H: 1-7-0 | A: 2-6-0 | N: 0-1-0

Aug. 31	Stephen F. Austin	0-1	L
Sept. 2	ULM	2-0	W
Sept. 7	at Alabama A&M	1-0	W
Sept. 9	at Murray State	0-6	L
Sept. 14	Alabama	1-3	L
Sept. 20	at Southeast Missouri	0-1	L
Sept. 23	Centenary	0-3	L
Sept. 28	at North Texas*	1-7	L
Sept. 30	at Denver*	0-8	L
Oct. 5	Western Kentucky*	1-3	L
Oct. 7	Middle Tennessee*	1-5	L
Oct. 12	at Louisiana*	1-3	L
Oct. 14	at South Alabama*	0-3	L
Oct. 19	UT Martin	0-1	L
Oct. 21	FIU*	0-2	L
Oct. 26	at Little Rock*	4-1	W
SUN BELT TOURNAMENT - MIAMI, FLA.			
Oct. 31	North Texas	2-10	L

2002 4-14-1 / 2-5-1 Sun Belt

Head Coach: Ken Hefner

H: 4-4-0 | A: 0-9-1 | N: 0-1-0

Aug. 30	McNeese State	3-1	W
Sept. 1	Alabama A&M	1-0	W
Sept. 6	at 18 Tennessee	0-9	L
Sept. 8	at UT Martin	2-5	L
Sept. 13	Southeast Missouri	0-2	L
Sept. 15	at Chattanooga	0-3	L
Sept. 20	at Northwestern State	0-1	L
Sept. 22	at Centenary	0-1	L
Sept. 27	North Texas*	0-2	L
Sept. 29	Denver*	1-2	L
Oct. 4	at Western Kentucky*	0-1	L
Oct. 6	at Middle Tennessee*	0-1	L
Oct. 11	Louisiana*	4-0	W
Oct. 13	South Alabama*	0-1	L
Oct. 18	at UAB	0-1 ^{OT}	L
Oct. 20	at FIU*	0-0 ^{2OT}	T
Oct. 25	Little Rock*	1-0 ^{OT}	W
Oct. 27	at Drury	1-3	L
SUN BELT TOURNAMENT - MOBILE, ALA.			
Nov. 4	18 Denver	0-3	L

2003 7-12-0 / 2-6-0 Sun Belt

Head Coach: Ken Hefner

H: 2-5-0 | A: 5-6-0 | N: 0-1-0

Aug. 31	at Saint Louis	0-6	L
Sept. 5	Drury	2-3	L
Sept. 7	UT Martin	0-1	L
Sept. 12	at Alabama A&M	2-0	W
Sept. 14	at Alabama	0-2	L
Sept. 19	at ULM	2-1	W
Sept. 21	at Jacksonville State	10-3	W
Sept. 26	Murray State	2-1	W
Sept. 28	Centenary	0-3	L
Oct. 3	at North Texas*	1-6	L
Oct. 5	at Denver*	0-2	L
Oct. 10	Western Kentucky*	0-4	L
Oct. 12	Middle Tennessee*	0-4	L
Oct. 17	at Louisiana*	3-2	W
Oct. 19	at South Alabama*	0-1	L
Oct. 24	at Mississippi Valley	4-1	W
Oct. 26	FIU*	2-1	W
Oct. 31	at Little Rock*	1-3	L
SUN BELT TOURNAMENT - BOWLING GREEN, KY.			
Nov. 5	North Texas	1-10	L

YEAR-BY-YEAR RESULTS



2004 5-14-1 / 1-6-1 Sun Belt

Head Coach: Jason Wharton

H: 4-3-1 | A: 0-10-0 | N: 1-1-0

Aug. 27	at Stephen F. Austin	0-2	L
Aug. 29	at Centenary	0-3	L
Sept. 3	at Oral Roberts	0-1	L
Sept. 5	at Tulsa	0-3	L

SKYHAWK INVITATIONAL - MARTIN, TENN.

Sept. 10	Murray State	4-3	W
Sept. 12	at UT Martin	1-2	L

Sept. 15	Arkansas-Pine Bluff	8-0	W
Sept. 19	at Southeast Missouri	0-4	L
Sept. 24	Louisiana Tech	2-0	W
Oct. 1	North Texas*	0-1	L
Oct. 3	Denver*	2-1	W
Oct. 8	at Western Kentucky*	1-2	L
Oct. 10	at Middle Tennessee*	0-9	L
Oct. 15	Louisiana*	0-2	L
Oct. 17	South Alabama*	1-1 ^{2OT}	T
Oct. 22	Alabama A&M	2-0	W
Oct. 24	at FIU*	0-2	L
Oct. 29	Little Rock*	2-3	L
Oct. 31	at Drury	3-4 ^{OT}	L

SUN BELT TOURNAMENT - MIAMI, FLA.

Nov. 3	Middle Tennessee	2-5	L
--------	------------------	-----	---

2005 0-13-1^ / 0-6-1^ Sun Belt

Head Coach: Jason Wharton

H: 0-4-1 | A: 0-9-0 | N: 0-1-0

Aug. 26	at Missouri State	1-2 ^{OT}	L
Aug. 28	at Oklahoma State	0-3	L

LADY INDIAN INVITATIONAL - JONESBORO, ARK.

Sept. 2	Tulsa	1-0	W^
Sept. 4	Stephen F. Austin	1-2	L

Sept. 8	at Missouri	0-7	L
Sept. 11	at Chattanooga	0-3	L
Sept. 16	Centenary	2-1	W^
Sept. 18	UT Martin	3-2	W^
Sept. 23	at Troy*	1-2	L
Sept. 25	at South Alabama*	0-1	L
Sept. 30	Louisiana*	0-1	L
Oct. 2	FIU*	1-1 ^{2OT}	T
Oct. 7	at Little Rock*	2-0	W^
Oct. 9	at Northwestern State	0-4	L
Oct. 14	at North Texas*	1-4	L
Oct. 16	at Denver*	2-0	W^
Oct. 21	Western Kentucky*	0-1	L
Oct. 23	Middle Tennessee*	1-5	L
Oct. 28	at Murray State	1-4	L

^ Wins vacated due to NCAA sanctions
Actual on-field record was 5-13-1 (2-6-1 SBC)

2006 1-17-1 / 1-9-0 Sun Belt

Head Coach: Jason Wharton

H: 1-7-0 | A: 0-7-1 | N: 0-3-0

Aug. 25	Chattanooga	1-2	L
Aug. 27	Mississippi Valley	0-1	L

LADY TIGER INVITATIONAL - MEMPHIS, TENN.

Sept. 2	Samford	0-4	L
Sept. 4	Alabama	0-4	L

SKYHAWK INVITATIONAL - MARTIN, TENN.

Sept. 8	Murray State	2-3	L
Sept. 10	at UT Martin	1-2 ^{2OT}	L

Sept. 15	at Louisiana Tech	0-0 ^{2OT}	T
Sept. 17	at Centenary	0-2	L
Sept. 22	at Troy*	1-2	L
Sept. 24	at South Alabama*	1-2	L
Sept. 29	ULM*	4-0	W
Oct. 1	Louisiana*	1-2 ^{OT}	L
Oct. 6	Western Kentucky*	0-3	L
Oct. 8	Middle Tennessee*	0-4	L
Oct. 13	at North Texas*	0-8	L
Oct. 15	at Denver*	0-7	L
Oct. 20	FIU*	0-2	L
Oct. 22	Florida Atlantic*	1-3	L
Oct. 28	at Little Rock*	0-1 ^{OT}	L

2007 3-13-2 / 0-9-2 Sun Belt

Head Coach: Derek Pittman

H: 2-7-1 | A: 1-6-1 | N: 0-0-0

Aug. 31	Centenary	1-2	L
Sept. 2	Oklahoma State	0-3	L
Sept. 7	at Southeastern Louisiana	0-2	L
Sept. 9	Texas State	3-2 ^{OT}	W
Sept. 17	Prairie View A&M	3-0	W
Sept. 21	UT Martin	0-2	L
Sept. 23	at Central Arkansas	3-2	W
Sept. 28	Troy*	0-1	L
Sept. 30	South Alabama*	0-1	L
Oct. 5	at ULM*	1-5	L
Oct. 7	at Louisiana*	1-3	L
Oct. 12	at Western Kentucky*	0-6	L
Oct. 14	at Middle Tennessee*	0-0 ^{2OT}	T
Oct. 19	North Texas*	1-2	L
Oct. 21	Denver*	0-4	L
Oct. 26	at FIU*	2-3	L
Oct. 28	at Florida Atlantic*	0-5	L
Nov. 2	Little Rock*	2-2 ^{2OT}	T



YEAR-BY-YEAR RESULTS

RESULTS

2008 4-12-2 / 1-8-2 Sun Belt

Head Coach: Derek Pittman

H: 3-5-1 | A: 1-7-1 | N: 0-0-0

Aug. 23	Central Arkansas	5-2	W
Aug. 29	Arkansas-Pine Bluff	7-0	W
Sept. 5	at Centenary	3-2	W
Sept. 8	at Stephen F. Austin	1-3	L

TULSA SOCCER CHALLENGE - TULSA, OKLA.

Sept. 12	at Oral Roberts	2-3	L
Sept. 14	at Tulsa	0-4	L
Sept. 21	Southeastern Louisiana	0-4	L
Sept. 26	at South Alabama*	2-3	L
Sept. 28	at Troy*	0-1	L
Oct. 3	Louisiana*	2-3	L
Oct. 5	ULM*	1-1 ^{2OT}	T
Oct. 10	Middle Tennessee*	2-1	W
Oct. 12	Western Kentucky*	0-2	L
Oct. 17	at Denver*	0-2	L
Oct. 19	at North Texas*	0-2	L
Oct. 24	Florida Atlantic*	2-3 ^{OT}	L
Oct. 26	FIU*	1-2	L
Oct. 31	at Little Rock*	0-0 ^{2OT}	T

2009 8-10-3 / 5-5-1 Sun Belt

Head Coach: Derek Pittman

H: 6-4-0 | A: 2-4-1 | N: 0-2-2

Aug. 22	Central Arkansas	4-1	W
Aug. 30	Louisiana Tech	0-1	L
Sept. 1	Arkansas-Pine Bluff	1-2	L

RED WOLVES CUP - JONESBORO, ARK.

Sept. 5	Mississippi Valley	4-0	W
Sept. 6	Grambling	4-0	W

UTEP TOURNAMENT - EL PASO, TEXAS

Sept. 11	Weber State	0-2	L
Sept. 13	Sam Houston State	1-1 ^{2OT}	T
Sept. 20	at 21 Oklahoma State	0-5	L
Sept. 25	South Alabama*	4-3 ^{OT}	W
Sept. 27	Troy*	3-0	W
Oct. 2	at Louisiana*	3-1	W
Oct. 9	at Middle Tennessee*	1-3	L
Oct. 11	at Western Kentucky*	0-4	L
Oct. 16	Denver*	0-3	L
Oct. 18	North Texas*	0-2	L
Oct. 23	at Florida Atlantic*	0-0 ^{2OT}	T
Oct. 25	at FIU*	2-3	L
Oct. 30	Little Rock*	1-0	W
Nov. 1	at ULM*	5-1	W

SUN BELT TOURNAMENT - MOBILE, ALA.

Nov. 4	Western Kentucky	1-1 ^{2OT}	T
<i>A-State advanced on PKs 4-2</i>			
Nov. 5	Denver	1-3	L

2010 7-11-1 / 3-8-0 Sun Belt

Head Coach: Tafadzwa Ziyenge

H: 4-5-1 | A: 3-6-0 | N: 0-0-0

Aug. 22	UT Martin	2-2 ^{2OT}	T
Aug. 27	at Arkansas-Pine Bluff	1-0 ^{OT}	W
Aug. 29	at Louisiana Tech	1-0	W
Sept. 3	Lipscomb	2-0	W
Sept. 5	at Belmont	1-3	L
Sept. 10	Tulsa	1-0	W
Sept. 17	Oral Roberts	2-3	L
Sept. 19	Southeast Missouri	0-1	L
Sept. 24	at Florida Atlantic*	0-1	L
Sept. 26	at FIU*	0-1 ^{2OT}	L
Oct. 1	Middle Tennessee*	0-2	L
Oct. 3	Western Kentucky*	0-2	L
Oct. 8	at Louisiana*	2-3	L
Oct. 10	at ULM*	2-1	W
Oct. 15	South Alabama*	2-1	W
Oct. 17	Troy*	2-1	W
Oct. 21	21 Denver*	0-2	L
Oct. 24	at North Texas*	0-2	L
Oct. 29	at Little Rock*	1-2 ^{2OT}	L

2011 7-10-3 / 5-5-1 Sun Belt

Head Coach: Tafadzwa Ziyenge

H: 5-3-2 | A: 2-6-1 | N: 0-1-0

Aug. 19	at Lipscomb	1-1 ^{2OT}	T
Aug. 21	Mississippi State	3-1	W
Aug. 26	at Central Arkansas	2-0	W
Aug. 28	at Southeast Missouri	0-4	L
Sept. 2	at UT Martin	2-4	L
Sept. 11	Murray State	1-2 ^{OT}	L
Sept. 16	Belmont	1-2	L
Sept. 18	Arkansas-Pine Bluff	4-4 ^{2OT}	T
Sept. 23	Florida Atlantic*	3-0	W
Sept. 24	FIU*	1-2 ^{OT}	L
Sept. 30	at Middle Tennessee*	0-3	L
Oct. 2	at Western Kentucky*	2-3 ^{2OT}	L
Oct. 7	Louisiana*	2-0	W
Oct. 9	ULM*	5-0	W
Oct. 14	at South Alabama*	0-2	L
Oct. 16	at Troy*	2-1	W
Oct. 20	at Denver*	0-6	L
Oct. 23	North Texas*	1-1 ^{2OT}	T
Oct. 28	Little Rock*	4-0	W

SUN BELT TOURNAMENT - MURFREESBORO, TENN.

Nov. 2	FIU	0-2	L
--------	-----	-----	---

YEAR-BY-YEAR RESULTS



RESULTS

2012 11-8-1 / 5-4-1 Sun Belt
Head Coach: Tafadzwa Ziyenge
H: 7-2-0 | A: 4-5-1 | N: 0-1-0

Aug. 17	at Indiana	0-3	L
Aug. 19	Arkansas-Pine Bluff	6-0	W
Aug. 24	at Murray State	1-0	W
Aug. 31	at Memphis	0-4	L
Sept. 2	Jackson State	4-0	W
Sept. 7	UT Martin	4-1	W
Sept. 9	Central Arkansas	2-0	W
Sept. 14	at Southern Miss	0-2	L
Sept. 16	at Grambling	6-2	W
Sept. 21	at Western Kentucky*	0-2	L
Sept. 23	at Middle Tennessee*	1-2	L
Sept. 28	ULM*	3-0	W
Sept. 30	Louisiana*	2-0	W
Oct. 5	at Troy*	2-1	W
Oct. 7	at South Alabama*	0-0 ^{2OT}	T
Oct. 12	North Texas*	1-2	L
Oct. 18	FIU*	1-3	L
Oct. 20	Florida Atlantic*	5-4	W
Oct. 26	Little Rock*	3-1	W

SUN BELT TOURNAMENT - MOBILE, ALA.

Oct. 31	Western Kentucky	0-1	L
---------	------------------	-----	---

2013 10-7-3 / 4-4-0 Sun Belt
Head Coach: Tafadzwa Ziyenge
H: 7-1-1 | A: 2-6-1 | N: 1-0-1

Aug. 23	Southern Miss	2-2 ^{2OT}	T
Aug. 25	at Mississippi State	0-4	L
Aug. 30	at Central Arkansas	3-2	W
Sept. 3	Missouri State	3-1	W
Sept. 6	at Southeast Missouri	0-0 ^{2O}	T
Sept. 8	Grambling	7-0	W
Sept. 13	at Tulsa	0-4	L
Sept. 15	at Oral Roberts	2-3 ^{OT}	L
Sept. 20	Arkansas-Pine Bluff	5-0	W
Sept. 22	Murray State	3-1	W
Sept. 29	Little Rock*	2-1	W
Oct. 3	at Troy*	0-1	L
Oct. 6	South Alabama*	0-2	L
Oct. 11	at ULM*	3-2	W
Oct. 13	at Louisiana*	0-1	L
Oct. 18	Western Kentucky*	3-0	W
Oct. 20	Georgia State*	3-2 ^{OT}	W
Oct. 27	at Texas State*	0-3	L

SUN BELT TOURNAMENT - SAN MARCOS, TEXAS

Nov. 6	Louisiana	2-1	W
Nov. 8	South Alabama	1-1 ^{2OT}	T

South Alabama advances on PKs 6-5

2014 4-14-0 / 1-8-0 Sun Belt
Head Coach: Tafadzwa Ziyenge
H: 2-8-0 | A: 2-6-0 | N: 0-0-0

Aug. 22	at Murray State	3-2	W
Aug. 24	Tulsa	0-1	L
Aug. 31	Central Arkansas	1-2	L
Sept. 5	Mississippi State	0-5	L
Sept. 7	at Missouri State	0-3	L
Sept. 12	Mississippi Valley	5-1	W
Sept. 14	at Southern Miss	0-1 ^{2OT}	L
Sept. 19	Southeast Missouri	0-3	L
Sept. 21	Arkansas-Pine Bluff	8-0	W
Sept. 26	Texas State*	1-2	L
Sept. 28	Appalachian State*	0-1	L
Oct. 3	at Georgia Southern*	0-2	L
Oct. 5	at Georgia State*	2-5	L
Oct. 10	at ULM*	1-0	W
Oct. 12	at Louisiana*	2-4	L
Oct. 18	at Little Rock*	1-2	L
Oct. 24	South Alabama*	1-4	L
Oct. 26	Troy*	0-3	L

2015 3-14-1 / 1-7-1 Sun Belt
Head Coach: Brian Dooley
H: 3-6-1 | A: 0-6-0 | N: 0-2-0

Aug. 21	at Southern Miss	1-2 ^{2OT}	L
Aug. 23	Arkansas-Pine Bluff	1-0	W
Aug. 28	at Central Arkansas	2-3 ^{2OT}	L
Aug. 30	Murray State	2-3	L
Sept. 4	Southeastern Louisiana	0-4	L
Sept. 6	Mississippi Valley	4-0	W
Sept. 11	vs Idaho	0-2	L
Sept. 13	Louisiana Tech	1-3	L
Sept. 18	at Southeast Missouri	0-1	L
Sept. 25	at Appalachian State*	1-2	L
Sept. 27	at Texas State*	2-3 ^{OT}	L
Oct. 2	Georgia State*	1-1 ^{2OT}	T
Oct. 4	Georgia Southern*	1-3	L
Oct. 9	Louisiana*	0-1	L
Oct. 11	ULM*	2-0	W
Oct. 16	Little Rock*	1-2 ^{OT}	L
Oct. 23	at Troy*	1-2	L
Oct. 25	at South Alabama*	1-4	L



YEAR-BY-YEAR RESULTS

RESULTS

2016 6-8-3 / 4-5-1 Sun Belt

Head Coach: Brian Dooley

H: 3-5-0 | A: 3-2-3 | N: 0-1-0

Aug. 21	Southern Miss	0-1	L
Aug. 25	at Southeastern Louisiana	1-0	W
Aug. 28	at Louisiana Tech	1-1 ^{2OT}	T
Sept. 1	Central Arkansas	0-1 ^{2OT}	L
Sept. 4	at Murray State	1-1 ^{2OT}	T
Sept. 11	Mississippi Valley	3-2	W
Sept. 16	at Coastal Carolina*	0-4	L
Sept. 18	at Troy*	1-1 ^{2OT}	T
Sept. 23	South Alabama*	0-1	L
Sept. 25	ULM*	0-1	L
Sept. 30	Appalachian State*	3-0	W
Oct. 2	at Little Rock*	0-2	L
Oct. 7	at Louisiana*	1-0	W
Oct. 9	at Texas State*	1-0	W
Oct. 16	Georgia State*	2-1	W
Oct. 23	Georgia Southern*	1-2OT	L

SUN BELT TOURNAMENT - FOLEY, ALA.

Nov. 2	Coastal Carolina	0-3	L
--------	------------------	-----	---

2017 9-6-2 / 5-4-1 Sun Belt

Head Coach: Brian Dooley

H: 4-3-0 | A: 5-3-1 | N: 0-0-1

Aug. 18	at Missouri State	2-1	W
Aug. 24	at Lipscomb	0-1 ^{OT}	L
Aug. 27	Saint Louis	2-3	L
Sept. 1	Oral Roberts	3-0	W
Sept. 3	at Central Arkansas	1-0	W
Sept. 8	at UT Martin	2-0	W
Sept. 15	Louisiana*	1-2 ^{OT}	L
Sept. 17	Troy*	4-1	W
Sept. 22	Little Rock*	1-0	W
Sept. 24	Texas State*	0-1	L
Sept. 29	at Appalachian State*	1-1 ^{2OT}	T
Oct. 1	at Georgia Southern*	1-2	L
Oct. 8	Coastal Carolina*	3-1	W
Oct. 13	at South Alabama*	1-0	W
Oct. 15	at ULM*	0-1	L
Oct. 20	at Georgia State*	2-0	W

SUN BELT TOURNAMENT - FOLEY, ALA.

Nov. 1	Little Rock	1-1 ^{2OT}	T
--------	-------------	--------------------	---

Little Rock advances on PKs 3-1

2018 8-7-3 / 5-5-0 Sun Belt

Head Coach: Brian Dooley

H: 5-2-1 | A: 3-5-1 | N: 0-0-1

Aug. 16	UT Martin	2-0	W
Aug. 19	Omaha	1-1 ^{2OT}	T
Aug. 24	at Saint Louis	1-1 ^{2OT}	T
Aug. 31	at Tulsa	2-1 ^{OT}	W
Sept. 2	at Oral Roberts	1-0	W
Sept. 9	at Central Arkansas	1-2	L
Sept. 13	Memphis	0-3	L
Sept. 21	ULM*	4-0	W
Sept. 23	Georgia State*	2-0	W
Sept. 28	at Louisiana*	0-1	L
Sept. 30	at Texas State*	1-2	L
Oct. 4	South Alabama*	0-1OT	L
Oct. 12	at Troy*	4-1	W
Oct. 14	at Little Rock*	0-3	L
Oct. 19	Georgia Southern*	3-1	W
Oct. 21	Appalachian State*	2-1OT	W
Oct. 25	at Coastal Carolina*	1-2	L

SUN BELT TOURNAMENT - FOLEY, ALA.

Oct. 31	Little Rock	1-1 ^{2OT}	T
---------	-------------	--------------------	---

Little Rock advances on PKs 4-3

2019 10-6-4 / 5-2-3 Sun Belt

Head Coach: Brian Dooley

H: 5-1-1 | A: 4-4-2 | N: 1-1-1

Aug. 22	at UT Martin	1-3	L
Aug. 29	at Kansas State	2-1	W
Sept. 1	Central Arkansas	3-1	W
Sept. 5	Jackson State	6-1	W
Sept. 8	at Texas Tech	0-1	L
Sept. 13	at Murray State	1-3	L
Sept. 15	Southeast Missouri	1-0	W
Sept. 20	at ULM*	3-1	W
Sept. 27	Louisiana*	1-0	W
Sept. 29	Texas State*	1-0	W
Oct. 4	at Georgia State*	0-0 ^{2OT}	T
Oct. 6	at South Alabama*	0-1 ^{2OT}	L
Oct. 11	Troy*	1-1 ^{2OT}	T
Oct. 18	at Georgia Southern*	1-0 ^{OT}	W
Oct. 20	at Appalachian State*	0-0 ^{2OT}	T
Oct. 25	Coastal Carolina*	1-2	L
Oct. 29	Little Rock*	1-0	W

SUN BELT TOURNAMENT - FOLEY, ALA.

Nov. 6	Texas State	0-0 ^{2OT}	T
--------	-------------	--------------------	---

A-State advances on PKs 4-1

Nov. 8	Louisiana	1-0	W
Nov. 10	South Alabama	1-5	L



2020 11-5-1 / 7-0-1 Sun Belt

Head Coach: Brian Dooley

H: 5-2-0 | A: 4-2-1 | N: 2-1-0

Sept. 13	at Central Arkansas	2-0	W
Sept. 20	ULM*	6-1	W
Sept. 24	at Louisiana*	1-0	W
Sept. 27	Texas State*	2-0	W
Oct. 1	Little Rock*	1-0	W
Oct. 4	at ULM*	3-0	W
Oct. 10	at Texas State*	1-0 ^{2OT}	W
Oct. 15	at Little Rock*	0-0 ^{2OT}	T
Oct. 18	Central Arkansas	1-2 ^{OT}	L
Oct. 25	Louisiana*	3-0	W

SUN BELT TOURNAMENT - FOLEY, ALA.

Nov. 4	Appalachian State	1-0	W
Nov. 6	Georgia State	1-0	W
Nov. 8	South Alabama	1-2	L
March 6	Little Rock	1-0	W
March 13	at Mississippi State	0-2	L
March 20	18 Arkansas	1-2	L
April 2	at Ole Miss	0-1	L

Due to COVID-19 pandemic, the NCAA Championship was contested in May resulting in countable competition in the spring.

2021 10-6-2 / 7-2-1 Sun Belt

Head Coach: Brian Dooley

H: 5-2-1 | A: 5-3-1 | N: 0-1-0

Aug. 19	at Washington State	1-1 ^{2OT}	T
Aug. 21	at Eastern Washington	1-0	W
Aug. 26	at Missouri State	0-1	L
Aug. 29	Ole Miss	1-2	L
Sept. 5	Kansas	0-1	L
Sept. 9	Tulsa	1-0	W
Sept. 12	at Central Arkansas	1-0	W
Sept. 17	South Alabama*	3-2	W
Sept. 23	Georgia Southern*	2-1	W
Oct. 1	at Texas State*	3-1	W
Oct. 3	at Louisiana*	1-2	L
Oct. 7	ULM*	2-1	W
Oct. 10	at Little Rock*	3-1	W
Oct. 15	Georgia State*	3-3 ^{2OT}	T
Oct. 17	Appalachian State*	1-0 ^{2OT}	W
Oct. 22	at Troy*	1-0	W
Oct. 24	at Coastal Carolina*	0-1	L

SUN BELT TOURNAMENT - FOLEY, ALA.

Nov. 3	ULM	1-2	L
--------	-----	-----	---



CAREER RECORDS

RECORDS

MOST POINTS

Rk	Player	No.	Years
1.	Sarah Sodoma	93	2017-21
2.	Loren Mitchell	54	2012-15
3.	Shawna Sparks	53	2002-05
4.	Christina Fink	41	2011-13
5.	Kara Nitti	38	2008-11
6.	Ashley McMurtry	37	2009-12
7.	Hailey Furio	35	2017-21
7.	Rachel Reese	32	2000-01
8.	Katey Carmichael	30	2012-15
9.	Maggie Ertl	29	2017-20
	Stephanie Ray	29	2002-05

MOST GOALS

Rk	Player	No.	Years
1.	Sarah Sodoma	36	2017-21
2.	Loren Mitchell	23	2012-15
3.	Shawna Sparks	22	2002-05
4.	Michele Clark	16	2008-11
5.	Christina Fink	14	2011-13
6.	Hailey Furio	13	2017-21
	Katey Carmichael	13	2012-15
	Rachel Reese	13	2000-01
9.	Stephanie Ray	11	2002-05
10.	Maggie Ertl	10	2017-20
	Christine Giles	10	2010-13
	Anna Kaloghrou	10	2007-10

MULTI-GOAL GAMES

Rk	Player	No.	Years
1.	Shawna Sparks	6	2002-05
2.	Sarah Sodoma	4	2017-21
	Stephanie Ray	4	2002-05
4.	Loren Mitchell	3	2012-15
5.	Katey Carmichael	2	2012-15
	Anna Kaloghrou	2	2007-10

GAME-WINNING GOALS

Rk	Player	No.	Years
1.	Sarah Sodoma	10	2017-21
2.	Christina Fink	7	2011-13
3.	Hailey Furio	6	2017-21
	Loren Mitchell	6	2012-15
	Shawna Sparks	6	2002-05
6.	Jena' Kelley	5	2011-14
	Rachel Reese	5	2000-01
8.	Aliyah Williamson	4	2021-pre.
	Olivia Smith	4	2017-21
	Dana O'Boye	4	2016-19
	Michele Clark	4	2008-11

MOST ASSISTS

Rk	Player	No.	Years
1.	Ashley McMurtry	23	2009-12
2.	Sarah Sodoma	21	2017-21
3.	Christina Fink	13	2011-13
4.	Hailey Furio	9	2017-21
5.	Maggie Ertl	9	2017-20
	Taylor Carter	9	2014-17
	Shawna Sparks	9	2002-05
	Sheri Kiser	9	2000-02
9.	Kassie Flynn	8	2015
	Loren Mitchell	8	2012-15
	Jordan Adams	8	2012-15
	Christine Giles	8	2010-13
	Jen Widener	8	2001-04
	Michele Clark	8	2008-11

MOST SHOTS

Rk	Player	No.	Years
1.	Sarah Sodoma	234	2017-21
2.	Shawna Sparks	132	2002-05
3.	Loren Mitchell	123	2012-15
4.	Kara Nitti	116	2008-11
5.	Christina Fink	112	2011-13
6.	Michele Clark	97	2008-11
7.	Anna Kaloghrou	95	2007-10
8.	Christine Giles	94	2010-14
9.	Ashley McMurtry	93	2009-12
	Jen Widener	93	2001-04

MOST SHOTS ON GOAL

Rk	Player	No.	Years
1.	Sarah Sodoma	129	2017-21
2.	Loren Mitchell	67	2012-15
	Shawna Sparks	67	2002-05
3.	Kara Nitti	66	2008-11
4.	Michele Clark	56	2008-11
	Jen Widener	56	2002-04
6.	Sheri Kiser	55	2000-02
7.	Anna Kaloghrou	49	2007-10
8.	Christina Fink	48	2011-13
9.	Christine Giles	44	2010-13



MOST GAMES PLAYED

Rk	Player	No.	Years
1.	Sarah Sodoma	89	2017-21
2.	Olivia Smith	88	2017-21
3.	Julianna Coates	84	2017-21
4.	Ashley Jackson	79	2010-13
	Christine Giles	79	2010-13
5.	Michele Clark	78	2008-11
6.	Katie Hosea	77	2011-14
	Lizzy Niles	77	2008-11
	Stasha Siers	77	2008-11
	Shawna Sparks	77	2002-05
10.	Mykel Ward	76	2012-16
	Jena' Kelley	76	2011-14

MOST GAMES STARTED

Rk	Player	No.	Years
1.	Sarah Sodoma	85	2017-21
2.	Olivia Smith	75	2017-21
	Stasha Siers	75	2009-11
4.	Ashley McMurtry	74	2009-12
5.	Shana Yoder	73	2003-06
	Shawna Sparks	73	2002-05
6.	Sara Palke	72	2002-05
7.	Ashley Jackson	71	2010-13

MOST GOALKEEPING WINS

Rk	Player	No.	Years
1.	Megan McClure	33	2017-21
2.	Kelsey Ponder	21	2015-18
3.	Adrienne Mann	12	2000-03
4.	Amanda Lee	11	2012-15
	Susan Brown	11	2009-10
6.	Megan Stoltzfus	10	2008-11
7.	Aja Aguirre	9	2011-12
	Kelly Goodman	9	2004-07
9.	Jamie Reesby	7	2000-03
10.	Brielan Smiechowski	6	2004-07

MOST SAVES

Rk	Player	No.	Years
1.	Adrienne Mann	327	2000-03
2.	Kelsey Ponder	297	2015-18
3.	Megan McClure	270	2017-21
4.	Brielan Smiechowski	268	2004-07
5.	Amanda Lee	203	2012-15
6.	Kelly Goodman	178	2004-07
7.	Megan Stoltzfus	166	2008-11
8.	Susan Brown	146	2009-10
9.	Jamie Reesby	137	2000-03
10.	Aja Aguirre	97	2011-12

BEST GOALS-AGAINST AVERAGE

Rk	Player	Avg.	Years
1.	Megan McClure	0.97	2017-21
2.	Kelsey Ponder	1.08	2015-18
3.	Aja Aguirre	1.47	2009-10
4.	Susan Brown	1.50	2009-10
5.	Amanda Lee	1.51	2012-15
6.	Megan Stoltzfus	1.60	2008-11
7.	Bethan Kremer	1.91	2010-11
8.	Brielan Smiechowski	2.24	2004-07
9.	Alexis Phillippe	2.44	2014-16
10.	Kelley Goodman	2.46	2004-07

MOST SHUTOUTS

Rk	Player	No.	Years
1.	Megan McClure	27	2017-21
2.	Kelsey Ponder	11	2015-18
3.	Susan Brown	7	2009-10
4.	Kelly Goodman	5	2004-07
	Adrienne Mann	5	2000-03
6.	Amanda Lee	4.5	2012-15
7.	Brielan Smiechowski	4	2004-07
8.	Aja Aguirre	3.2	2011-12
9.	Megan Stoltzfus	3	2011-12
10.	Audrey Baldwin	1.2	2012

MOST MINUTES IN GOAL

Rk	Player	No.	Years
1.	Megan McClure	5883	2017-21
2.	Kelsey Ponder	4485	2015-18
3.	Adrienne Mann	4353	2000-03
4.	Brielan Smiechowski	3622	2004-07
5.	Amanda Lee	3093	2012-15
6.	Megan Stoltzfus	3039	2008-11
7.	Kelly Goodman	2743	2004-07
8.	Susan Brown	2629	2009-10
9.	Jamie Reesby	1995	2009-10
10.	Aja Aguirre	1708	2011-12

MOST GAMES STARTED IN GOAL

Rk	Player	No.	Years
1.	Megan McClure	64	2017-21
2.	Kelsey Ponder	49	2015-18
3.	Adrienne Mann	43	2000-03
4.	Brielan Smiechowski	38	2004-07
5.	Kelly Goodman	33	2004-07
6.	Megan Stoltzfus	31	2008-11
7.	Amanda Lee	30	2012-15
8.	Susan Brown	27	2009-10
9.	Jamie Reesby	24	2000-03
10.	Aja Aguirre	18	2011-12



INDIVIDUAL SINGLE-SEASON RECORDS

RECORDS

MOST POINTS

Rk	Player	No.	Years
1.	Loren Mitchell	28	2013
2.	Shawna Sparks	26	2003
3.	Christina Fink	25	2012
4.	Sarah Sodoma	24	2019
5.	Sarah Sodoma	21	2021
	Rachel Reese	21	2000
7	Sarah Sodoma	20	2020-21
	Sarah Sodoma	20	2018
9	Jessic Jingblad	19	2011
	Shawna Sparks	19	2004

MOST GOALS

Rk	Player	No.	Years
1.	Loren Mitchell	12	2013
	Shawna Sparks	12	2003
3.	Sarah Sodoma	9	2019
	Christina Fink	9	2012
5.	Sarah Sodoma	8	2020-21
	Shawna Sparks	8	2004
	Rachel Reese	8	2000
8.	Sarah Sodoma	7	2021
	Aliyah Williamson	7	2021
	Loren Mitchell	7	2012
	Markie McRay	7	2006

MOST MULTI-GOAL GAMES

Rk	Player	No.	Years
1.	Shawna Sparks	4	2003
2.	Sarah Sodoma	2	2017
	Katey Carmichael	2	2012
	Shawna Sparks	2	2004
	Stephanie Ray	2	2004

MOST GAME-WINNING GOALS

Rk	Player	No.	Years
1.	Loren Mitchell	5	2013
	Christina Fink	5	2012
3.	Aliyah Williamson	4	2021
	Sarah Sodoma	4	2020-21
	Rachel Reese	4	2000
6.	Dana O'Boye	3	2019
	Hailey Furio	3	2017
	Taylor Schneider	3	2016
	Jena' Kelley	3	2012
	Jessica Jingblad	3	2011
	Shawna Sparks	3	2003
	Michele Clark	3	2010

MOST ASSISTS

Rk	Player	No.	Years
1.	Kassie Flynn	8	2015
	Ashley McMurry	8	2009
3.	Sarah Sodoma	7	2021
	Maggie Ertl	7	2018
	Christina Fink	7	2012
	Ashley McMurry	7	2012
	Jessic Jingblad	7	2011
8.	Madison Joyce	6	2013
	Ashley McMurry	6	2011
	Sarah Sodoma	6	2019

MOST SHOTS

Rk	Player	No.	Years
1.	Sarah Sodoma	62	2020-21
2.	Sarah Sodoma	61	2019
3.	Christina Fink	57	2012
4.	Rachel Reese	53	2000
5.	Loren Mitchell	48	2013
6.	Sarah Sodoma	46	2021
7.	Christina Fink	45	2013
	Shawna Sparks	45	2004
9.	Samhia Simao	43	2013
	Lucy Brient	43	2009

MOST SHOTS ON GOAL

Rk	Player	No.	Years
1.	Sarah Sodoma	39	2019
2.	Shawna Sparks	30	2004
3.	Sarah Sodoma	28	2020-21
4.	Christina Fink	27	2012
5.	Loren Mitchell	26	2013
	Rachel Reese	26	2000
7.	Shawna Sparks	25	2003
8.	Lucy Brient	24	2009
8.	Samhia Simao	23	2013
	Loren Mitchell	23	2012
	Sheri Kiser	23	2002

INDIVIDUAL SINGLE-SEASON RECORDS



MOST WINS

Rk	Player	No.	Years
1.	Megan McClure	11	2020-21
2.	Megan McClure	10	2021
3.	Megan McClure	9	2019
4.	Kelsey Ponder	8	2017
	Amanda Lee	8	2013
	Aja Aguirre	8	2012
	Susan Brown	8	2009
8.	Kelsey Ponder	6	2018
	Kelsey Ponder	6	2016
10.	Jamie Reesby	5	2003

MOST SAVES

Rk	Player	No.	Years
1.	Kelsey Ponder	112	2016
2.	Susan Brown	108	2009
3.	Amanda Lee	92	2013
4.	Brielan Smiechowski	88	2005
5.	Megan McClure	87	2021
6.	Kelly Goodman	86	2006
7.	Adrienne Mann	85	2002
8.	Adrienne Mann	84	2003
9.	Adrienne Mann	80	2001
10.	Kelsey Ponder	79	2017

BEST GOALS-AGAINST AVERAGE

Rk	Player	Avg.	Years
1.	Megan McClure	0.53	2020-21
2.	Kelsey Ponder	0.55	2017
3.	Megan McClure	0.96	2019
4.	Kelsey Ponder	0.97	2018
5.	Megan McClure	1.03	2021
6.	Kelsey Ponder	1.15	2016
7.	Aja Aguirre	1.19	2012
8.	Susan Brown	1.27	2010
9.	Amanda Lee	1.34	2013
10.	Megan McClure	1.38	2018

MOST SHUTOUTS

Rk	Player	No.	Years
1.	Megan McClure	11	2020-21
2.	Megan McClure	9	2019
3.	Megan McClure	5	2021
	Kelsey Ponder	5	2017
5.	Kelsey Ponder	4	2016
	Susan Brown	4	2009
7.	Aja Aguirre	3.2	2012
8.	Susan Brown	3	2010
	Adrienne Mann	3	2002
10.	Amanda Lee	2.1	2013

MOST MINUTES IN GOAL

Rk	Player	No.	Years
1.	Susan Brown	1854	2009
2.	Megan McClure	1780	2019
3.	Megan McClure	1695	2021
4.	Kelsey Ponder	1561	2016
5.	Megan McClure	1518	2020-21
6.	Amanda Lee	1478	2013
7.	Megan Stolfus	1258	2008
8.	Brielan Smiechowski	1254	2005
9.	Aja Aguirre	1213	2012
10.	Adrienne Mann	1207	2002



TEAM SINGLE-SEASON RECORDS

RECORDS

MOST POINTS

Rk	Year	No.	G/A
1.	2013	114	39/36
2.	2012	113	41/31
3.	2009	102	35/32
4.	2011	98	34/30
5.	2008	84	28/28
6.	2003	80	30/20
7.	2004	79	28/23
8.	2021	76	24/28
9.	2018	73	26/21
	2017	73	25/23

MOST GOALS

Rk	Year	No.	Games
1.	2012	41	20
2.	2013	39	20
3.	2009	35	21
4.	2011	34	20
5.	2003	30	19
6.	2008	28	18
	2003	28	19
8.	2018	26	18
9.	2019	25	20
	2017	25	17
	2014	25	18

MOST ASSISTS

Rk	Year	No.	Games
1.	2013	36	20
2.	2009	32	21
3.	2012	31	20
4.	2001	30	20
5.	2021	28	18
	2008	28	18
7.	2017	23	17
8.	2004	23	20
9.	2018	21	18
	2015	21	19

MOST SHOTS

Rk	Year	No.	Games
1.	2012	338	20
2.	2013	330	20
	2009	330	21
4.	2011	253	20
5.	2021	249	18
6.	2010	239	19
7.	2008	228	18
8.	2019	223	20
9.	2002	222	19
10.	2020-21	221	17

MOST WINS

Rk	Year	No.	Games
1.	2020-21	11	17
	2012	11	20
3.	2021	10	18
	2019	10	20
	2013	10	20
6.	2017	9	17
7.	2018	8	18
	2009	8	21
9.	2011	7	20
	2010	7	19
	2003	7	19

MOST TIES

Rk	Year	No.	Games
1.	2019	4	20
2.	2018	3	18
	2016	3	17
	2013	3	20
	2011	3	20
	2009	3	21
7.	2021	2	18
	2017	2	17
	2008	2	18
	2007	2	18

MOST OVERTIME GAMES

Rk	Year	No.	Games
1.	2018	7	18
2.	2001	6	17
3.	2021	5	18
	2019	5	20
	2016	5	17
6.	2017	4	17
	2010	4	19
	2009	4	21
	2006	4	19

MOST OVERTIME WINS

Rk	Year	No.	Games
1.	2021	3	18
2.	2018	2	18
3.	2020-21	1	17
	2019	1	20
	2013	1	20
	2010	1	19
	2009	1	21
	2007	1	18
	2005	1	19
	2002	1	19
	2000	1	19

TEAM SINGLE-SEASON RECORDS



MOST SAVES

Rk	Year	No.	Games
1.	2007	145	18
	2000	145	19
3.	2006	138	19
4.	2005	127	19
5.	2002	126	19
6.	2015	124	18
7.	2003	120	19
8.	2016	119	17
9.	2013	112	20
	2011	112	20

BEST GOALS-AGAINST AVERAGE

Rk	Year	Avg.	Games
1.	2020-21	0.58	17
2.	2017	0.85	17
3.	2019	0.94	20
4.	2021	1.01	18
5.	2018	1.11	18
6.	2016	1.18	17
7.	2010	1.37	19
8.	2012	1.38	20
9.	2013	1.49	20
10.	2009	1.66	21

MOST SHUTOUTS

Rk	Year	No.	Games
1.	2020-21	11	17
2.	2019	9	20
3.	2012	7	20
4.	2017	6	17
5.	2021	5	18
	2011	5	20
	2009	5	21
8.	2018	4	18
	2016	4	17
	2013	4	20
	2010	4	19
	2002	4	19

MISCELLANEOUS RECORDS

Most Home Wins

7 -- 2012 & 2013

Most Road Wins

5 -- 2003, 2017 & 2021

Margin of Victory

8 -- Three times (last vs UAPB in 2014)

Longest Winning Streak

7 -- 2020

Longest Home Winning Streak

5 -- 2019

Longest Road Winning Streak

4 -- 2020

Most Consecutive Shutouts

6 -- 2020

Most Consecutive Games Without Being Shutout

11 -- 2021



INDIVIDUAL/TEAM SINGLE-GAME RECORDS

RECORDS

INDIVIDUAL

MOST POINTS

No.	Player	Opponent	Date
9	Shawna Sparks	at Jacksonville State	Sept. 21, 2003
8	Rachel Reese	Alabama A&M	Sept. 22, 2000
7	Sarah Sodoma	Jackson State	Sept. 5, 2019
7	Haley Husted	Troy	Oct. 12, 2018
7	Stephanie Ray	Arkansas-Pine Bluff	Sept. 15, 2004

MOST GOALS

No.	Player	Opponent	Date
4	Shawna Sparks	at Jacksonville State	Sept. 21, 2003
4	Rachel Reese	Alabama A&M	Sept. 22, 2000
3	Sarah Sodoma	Jackson State	Sept. 5, 2019
3	Haley Husted	Troy	Oct. 12, 2018
3	Torry Pitts	ULM	Oct. 9, 2011
3	Sofia Turresson	Arkansas-Pine Bluff	Aug. 29, 2008
3	Kailey Gear	Central Arkansas	Aug. 23, 2008
3	Emma Raikes-May	at Jacksonville State	Sept. 21, 2003

MOST ASSISTS

No.	Player	Opponent	Date
3	Stephanie Ray	Arkansas-Pine Bluff	Sept. 15, 2004
2	23x	last at Texas State	Oct. 1, 2021

MOST SHOTS

No.	Player	Opponent	Date
12	Rachel Reese	Alabama A&M	Sept. 22, 2000
9	Sarah Sodoma	at ULM	Oct. 4, 2020
8	Sarah Sodoma	vs Appalachian State	Nov. 4, 2020
8	Maggie Ertl	Georgia Southern	Oct. 19, 2018
8	Christine Giles	Grambling	Sept. 8, 2013
8	Kara Nitti	Arkansas-Pine Bluff	Aug. 29, 2008

MOST SHOTS ON GOAL

No.	Player	Opponent	Date
8	Rachel Reese	Alabama A&M	Sept. 22, 2000
7	Sarah Sodoma	at ULM	Sept. 20, 2019
7	Sarah Sodoma	at UT Martin	Aug. 22, 2019
7	Shawna Sparks	Arkansas-Pine Bluff	Sept. 15, 2004
5	Sarah Sodoma	Appalachian State	Oct. 21, 2018
5	Maggie Ertl	Georgia Southern	Oct. 19, 2018
5	Sarah Sodoma	Georgia Southern	Oct. 19, 2018
5	Markie McRae	Troy	Sept. 22, 2006

MOST SAVES

No.	Player	Opponent	Date
21	Kelly Goodman	North Texas	Oct. 13, 2006
15	Kelsey Ponder	at Murray State	Sept. 4, 2016
15	Adrienne Mann	at Saint Louis	Aug. 31, 2003
14	Adrienne Mann	North Texas	Sept. 28, 2001

TEAM

MOST POINTS

No.	Opponent	Year
29	at Jacksonville State	2003
24	Alabama A&M	2000
23	Arkansas-Pine Bluff	2004
22	Arkansas-Pine Bluff	2014
22	Grambling	2013
20	Arkansas-Pine Bluff	2008
19	Jackson State	2019

MOST GOALS

No.	Opponent	Year
10	at Jacksonville State	2003
9	Alabama A&M	2000
8	Arkansas-Pine Bluff	2014
8	Arkansas-Pine Bluff	2004
7	Grambling	2013
7	Arkansas-Pine Bluff	2008
6	Jackson State	2019

MOST ASSISTS

No.	Opponent	Date
9	at Jacksonville State	2003
8	Grambling	2013
7	Arkansas-Pine Bluff	2012
7	Arkansas-Pine Bluff	2004

MOST SHOTS

No.	Opponent	Date
43	Jackson State	2012
42	Arkansas-Pine Bluff	2013
39	Grambling	2013
33	Alabama A&M	2000
31	South Alabama	2009

MOST SHOTS ON GOAL

No.	Opponent	Date
26	at Jacksonville State	2003
23	Alabama A&M	2000
22	South Alabama	2009
22	Arkansas-Pine Bluff	2004
21	Grambling	2009

MOST POINTS

No.	Opponent	Date
21	North Texas	2006
16	at Murray State	2016
16	at Saint Louis	2003
14	at Little Rock	2014
14	North Texas	2001
14	at Denver	2000

COACHING RECORDS



RECORDS

ALL-TIME HEAD COACHES

Coach	Years	Games	W-L	Pct.
Ken Hefner	2000-03	74	19-54-1	.264
Jason Wharton*	2004-06	53*	6-44-3*	.142
Derek Pittman	2007-09	57	15-35-7	.325
Tafadzwa Ziyenge	2010-14	97	39-50-8	.443
Brian Dooley	2015-pres.	125	57-52-16	.520

* - 5 total wins were later vacated from 2005 season due to NCAA sanctions. Original on field record was 11-44-3 (.215)

MOST WINS

Wins	Name	Years	Record	Pct.
1. 57	Brian Dooley	2015-pres.	57-52-16	.507
2. 39	Tafadzwa Ziyenge	2010-14	39-50-8	.443
3. 19	Ken Hefner	2000-03	19-54-1	.264
4. 15	Derek Pittman	2007-09	15-35-7	.325
5. 6	Jason Wharton*	2004-06	6-44-3	.142

* - 5 total wins were later vacated from 2005 season due to NCAA sanctions. Original on field record was 11-44-3 (.215)

WINNING PERCENTAGE

Pct.	Name	Years	Record
1. .520	Brian Dooley	2015-pres.	57-52-16
2. .443	Tafadzwa Ziyenge	2010-14	39-50-8
3. .325	Derek Pittman	2007-09	15-37-7
4. .264	Ken Hefner	2000-03	19-54-1
5. .142	Jason Wharton*	2004-06	6-44-3

* - 5 total wins were later vacated from 2005 season due to NCAA sanctions. Original on field record was 11-44-3 (.215)

ALL-TIME ASSISTANT COACHES

Coach	Years
Diana Niland	2000
Brett Rosenberger	2001-03
Roger Williams	2004-06
Jason Burr	2007
Lisa Berg	2008-10
Jessic Nei	2011-14
Jessic Greer	2015
Shannon Locke	2016-pres.
Daniel O'Hare	2017-21
Kelsey Dossey	2022-pres.



YEARLY STATISTICS

RECORDS

YEAR	GP	GOALS	ASSISTS	POINTS	SHOTS	SHOT%	SOG	SOG%	YC-RC	GW	PK-ATT	GA	AVG	SAVES	PCT.
2000	19	22	17	61	197	.112	-	-	16-1	5	2-3	38	3.30	80	.678
2001	17	12	9	33	139	.086	77	.554	-	3	0-0	49	2.88	111	.694
2002	19	15	9	39	222	.068	123	.554	15-0	4	0-0	38	1.97	126	.768
2003	19	30	20	80	204	.147	119	.583	15-0	7	0-0	54	2.85	120	.690
2004	20	28	23	79	216	.130	114	.528	23-1	5	3-3	48	2.37	87	.644
2005	19	17	17	51	162	.105	82	.506	10-1	5	1-1	43	2.22	127	.747
2006	19	12	7	31	150	.080	-	-	29-2	1	0-0	52	2.79	138	.726
2007	18	17	15	49	168	.101	93	.554	12-1	3	0-0	47	2.51	145	.755
2008	18	28	28	84	228	.123	115	.504	8-2	4	0-0	38	2.06	99	.723
2009	21	35	32	102	330	.106	184	.558	14-0	8	0-1	36	1.66	111	.755
2010	19	19	16	54	239	.079	122	.510	10-0	7	0-0	27	1.37	100	.787
2011	20	34	30	98	253	.134	129	.510	11-0	7	1-1	38	1.81	112	.747
2012	20	41	31	113	338	.121	173	.512	4-0	11	1-1	28	1.38	97	.776
2013	20	39	36	114	130	.118	160	.485	7-1	10	0-0	31	1.49	223	.783
2014	18	25	16	66	218	.115	101	.463	12-1	4	2-2	41	2.26	110	.728
2015	18	21	21	63	165	.127	81	.491	5-1	3	0-1	36	1.93	124	.775
2016	17	15	14	44	131	.115	101	.496	7-0	6	1-2	21	1.18	119	.850
2017	17	25	23	73	163	.153	84	.515	12-0	9	3-3	15	0.85	103	.873
2018	18	26	21	73	215	.121	99	.460	10-0	8	1-1	21	1.11	85	.802
2019	20	25	16	66	223	.112	113	.507	15-1	10	2-2	20	0.94	79	.798
2020-21&	17	24	13	61	221	.109	97	.439	13-1	11	4-5	10	0.58	58	.853
2022	18	24	28	76	249	.096	108	.434	13-0	10	0-1	19	1.01	94	.832

& Schedule impacted by COVID-19 Pandemic

YEARLY OPPONENT STATISTICS



RECORDS

YEAR	GP	GOALS	ASSISTS	POINTS	SHOTS	SHOT%	SOG	SOG%	YC-RC	GW	PK-ATT	GA	AVG	SAVES	PCT.
2000	19	68	51	187	400	.170	-	-	13-0	14	1-2	22	1.15	77	.778
2001	17	49	34	132	342	.143	160	.468	3-1	14	22-0	12	0.71	65	.844
2002	19	38	28	104	273	.139	162	.593	17-0	14	1-1	15	0.78	108	.878
2003	19	54	38	146	288	.188	159	.552	13-0	12	2-2	30	1.58	93	.756
2004	20	48	35	131	236	.203	135	.572	15-2	14	3-4	28	1.38	86	.754
2005	19	43	37	123	368	.117	170	.462	-	13	0-1	17	0.88	65	.793
2006	19	52	34	138	346	.150	-	-	13-0	17	4-4	12	0.64	66	.846
2007	18	45	36	126	298	.151	184	.617	15-0	13	1-1	17	0.91	75	.815
2008	18	28	29	105	266	.143	137	.515	11-0	12	3-3	28	1.51	87	.757
2009	21	36	27	99	281	.128	147	.523	9-1	10	1-1	35	1.61	149	.810
2010	19	27	21	75	223	.121	127	.570	6-0	11	1-1	19	0.96	103	.844
2011	20	38	40	116	284	.134	150	.528	9-0	10	2-3	34	1.62	95	.736
2012	20	28	27	83	245	.225	125	.510	2-0	8	1-1	41	2.03	132	.763
2013	20	31	31	93	297	.104	143	.481	10-0	7	2-3	39	1.88	121	.756
2014	20	41	38	120	299	.137	151	.505	5-0	14	0-0	25	1.38	76	.752
2015	18	36	31	103	301	.120	160	.532	9-1	14	3-4	21	1.12	60	.741
2016	17	21	14	56	303	.069	140	.462	7-0	8	2-3	15	0.84	50	.769
2017	17	15	11	41	292	.051	118	.404	11-0	6	2-2	25	1.42	59	.702
2018	18	21	21	63	259	.081	106	.409	12-0	7	1-1	26	1.37	73	.737
2019	20	20	15	55	260	.077	99	.381	15-0	6	1-1	25	1.18	88	.779
2020-21&	17	10	6	26	167	.060	69	.413	19-0	5	1-2	25	1.44	72	.742
2022	18	19	14	52	279	.068	114	.409	14-0	6	1-2	25	1.33	83	.769

& Schedule impacted by COVID-19 Pandemic



HONORS & AWARDS

HISTORY

COACH OF THE YEAR

Sun Belt Conference

2020	Brian Dooley
2021	Brian Dooley

ALL-REGION HONORS

United Soccer Coaches All-Southeast Region

2018	Sarah Sodoma (3)
2019	Sarah Sodoma (2)
2019	Julianna Coates (3)
2020-21	Sarah Sodoma (2)
2020-21	Hailey Cloud (3)

CONFERENCE HONORS

Sun Belt Conference Player of the Year

2020	Sarah Sodoma
------	--------------

Sun Belt Conference Offensive Player of the Year

2020	Sarah Sodoma
------	--------------

Sun Belt Conference Defensive Player of the Year

2020	Megan McClure
2021	Hailey Cloud

Sun Belt Conference Freshman of the Year

2017	Sarah Sodoma
2021	Aliyah Williamson

Sun Belt Conference Newcomer of the Year

2016	Taylor Schneider
------	------------------

All-Sun Belt Conference First Team

2005	Heather Ray
2013	Loren Mitchell Lindsay Johansen
2019	Sarah Sodoma
2020	Sarah Sodoma Megan McClure
	Sarah Sodoma
2021	Hailey Cloud Megan McClure

All-Sun Belt Conference Second Team

2000	Tiffany Hull Rachel Reese
2005	Shawna Sparks
2012	Ashley McMurtry
2016	Kelsey Ponder Sarah Sodoma
2017	Riley Ebenroth Kelsey Ponder
2018	Maggie Ertl Sarah Sodoma
2020	Hailey Cloud
2021	Aliyah Williamson Emma Riley

Sun Belt Conference

All-Tournament Team

2002	Adrienne Mann
2009	Chelsea Fricke
2013	Loren Mitchell Hailey Furio
2019	Megan McClure Olivia Smith Sarah Sodoma
	Hailey Cloud
2020	Megan McClure Olivia Smith Sarah Sodoma

Sun Belt Conference Offensive Player of the Week

8/31/10	Susan Brown
9/24/13	Loren Mitchell
10/23/13	Loren Mitchell
10/11/16	Taylor Schneider
9/20/19	Sophia Restrepo
9/16/20	Victoria MacIntosh
9/23/20	Hailey Furio
10/6/20	Sarah Sodoma

Sun Belt Conference Defensive Player of the Week

10/2/12	Ashley McMurtry
10/11/16	Kelsey Ponder
9/4/17	Kelsey Ponder
8/21/18	Riley Ebenroth
9/4/18	Kelsey Ponder
10/6/20	Megan McClure
8/24/21	Megan McClure

ACADEMIC HONORS

CoSIDA Academic All-America

2020	Sarah Sodoma (1)
2021	Sarah Sodoma (3)

CoSIDA Academic All-District 6

2020	Sarah Sodoma (1)
2021	Sarah Sodoma (1)

CONFERENCE TOURNAMENT HISTORY



HISTORY

SUN BELT CONFERENCE

Year	Site	Opponent	Result
2000	Mobile, Ala.	North Texas	0-6, L
2001	Mobile, Ala.	North Texas	2-10, L
2002	Mobile, Ala.	Denver	0-3, L
2003	Bowling Green, Ky.	North Texas	1-10, L
2004	Miami, Fla.	Middle Tennessee	2-5, L
2009	Boca Raton, Fla.	Western Kentucky	1-1, T (4-2 PKs)
	Boca Raton, Fla.	Denver	1-3, L
2011	Murfreesboro, Tenn.	FIU	0-2, L
2012	Mobile, Ala.	Western Kentucky	0-1, L
2013	San Marcos, Texas	Louisiana	2-1, W
	San Marcos, Texas	South Alabama	1-1, T (5-6 PKs)
2016	Foley, Ala.	Coastal Carolina	0-3, L
2017	Foley, Ala.	Little Rock	1-1, T (1-3 PKs)
2018	Foley, Ala.	Little Rock	1-1, T (3-4 PKs)
2019	Foley, Ala.	Texas State	0-0, T (4-1 PKs)
	Foley, Ala.	Louisiana	1-0, W
	Foley, Ala.	South Alabama	1-5, L
2020	Foley, Ala.	Appalachian State	1-0, W
	Foley, Ala.	Georgia State	1-0, W
	Foley, Ala.	South Alabama	1-2, L
2021	Foley, Ala.	ULM	1-2, L

VS OPPONENTS IN CONFERENCE TOURNAMENTS

Appalachian State	1-0-0	Middle Tennessee	0-1-0
2020	1-0, W	2004	2-5, L
Coastal Carolina	0-1-0	North Texas	0-3
2016	0-3, L	2000	0-6, L
Denver	0-2-0	2001	2-10, L
2002	0-3, L	2003	1-10, L
2009	1-3, L	South Alabama	0-2-1
FIU	0-1-0	2013	1-1, T (5-6)
2011	0-2, L	2019	1-5, L
Georgia State	1-0-0	2020	1-2, L
2020	1-0, W	Texas State	0-0-1
Little Rock	0-0-2	2019	0-0, T (4-1)
2017	1-1, T (1-3)	ULM	0-1-0
2018	1-1, T (3-4)	2021	1-2, L
Louisiana	2-0-0	Western Kentucky	0-1-1
2013	2-1, W	2009	1-1, T (4-2)
2019	1-0, W	2012	0-1, L



ALL-TIME CONFERENCE STANDINGS

HISTORY

	2000		Conference		Overall	
	W-L	Pct	W-L	Pct	W-L	Pct
FIU	6-1-0	.857	15-6-0	.714		
South Alabama	6-1-0	.857	13-8-0	.619		
North Texas	5-1-1	.782	15-5-2	.727		
Denver	3-2-1	.583	11-6-3	.625		
Middle Tennessee	3-4-0	.429	8-11-0	.421		
Arkansas State	2-5-0	.286	5-14-0	.263		
Little Rock	1-6-0	.143	2-16-0	.111		
Louisiana	0-6-0	.000	2-14-0	.125		

	2001		Conference		Overall	
	W-L	Pct	W-L	Pct	W-L	Pct
North Texas	7-1-0	.875	13-5-0	.722		
Denver	6-1-1	.813	16-3-2	.810		
FIU	6-1-1	.813	11-4-2	.706		
Western Kentucky	5-3-0	.625	14-5-0	.737		
South Alabama	4-4-0	.500	9-8-1	.528		
Middle Tennessee	3-5-0	.375	10-9-0	.526		
Louisiana	3-5-0	.375	6-11-0	.353		
Arkansas State	1-7-0	.125	3-14-0	.176		
Little Rock	0-8-0	.000	0-17-1	.029		

	2002		Conference		Overall	
	W-L	Pct	W-L	Pct	W-L	Pct
Denver	8-0-0	1.000	17-2-2	.857		
North Texas	6-2-0	.750	14-5-1	.725		
South Alabama	4-3-1	.562	9-10-3	.477		
Louisiana	3-3-1	.500	6-9-3	.417		
Western Kentucky	3-4-0	.429	10-9-0	.526		
FIU	2-3-1	.417	2-14-2	.167		
Middle Tennessee	3-5-0	.375	8-12-1	.405		
Arkansas State	2-5-1	.312	4-14-1	.237		
Little Rock	1-7-0	.125	6-12-0	.333		

	2003		Conference		Overall	
	W-L	Pct	W-L	Pct	W-L	Pct
Denver	7-1-0	.875	18-4-0	.818		
North Texas	6-1-1	.812	15-6-1	.705		
Middle Tennessee	5-3-2	.750	12-7-2	.619		
Western Kentucky	5-1-2	.750	11-6-2	.632		
South Alabama	3-4-1	.438	6-12-3	.357		
Little Rock	2-6-0	.250	6-13-1	.325		
Arkansas State	2-6-0	.250	7-12-0	.368		
Louisiana	2-6-0	.250	6-13-1	.325		
FIU	1-7-0	.125	2-13-2	.176		

	2004		Conference		Overall	
	W-L	Pct	W-L	Pct	W-L	Pct
North Texas	6-1-1	.812	16-6-1	.750		
Middle Tennessee	6-1-1	.812	13-4-2	.737		
Denver	6-2-0	.750	9-10-2	.476		
FIU	4-4-0	.500	7-12-1	.375		
Western Kentucky	4-4-0	.500	10-9-0	.526		
Louisiana	3-4-1	.438	7-10-2	.421		
South Alabama	2-4-2	.375	10-7-2	.579		
Arkansas State	1-6-1	.288	5-14-1	.275		
Little Rock	1-7-0	.125	4-14-1	.237		

	2005		Conference		Overall	
	W-L	Pct	W-L	Pct	W-L	Pct
North Texas	8-1-0	.889	16-4-2	.773		
Middle Tennessee	6-1-2	.778	13-5-2	.700		
South Alabama	6-2-0	.750	12-5-1	.694		
Denver	5-3-1	.643	8-9-2	.474		
Western Kentucky	4-4-1	.500	7-10-3	.425		
FIU	2-4-1	.357	4-8-4	.375		
Troy	2-5-1	.312	4-10-1	.300		
Louisiana	2-6-1	.278	4-10-3	.344		
Arkansas State	2-6-1	.278	5-13-1	.289		
Little Rock	2-7-0	.222	3-15-1	.184		

	2006		Conference		Overall	
	W-L	Pct	W-L	Pct	W-L	Pct
Denver	11-0-0	1.000	19-3-1	.848		
Middle Tennessee	10-1-0	.909	17-4-0	.810		
North Texas	9-2-0	.818	15-5-2	.727		
Florida Atlantic	7-4-0	.636	11-8-2	.571		
Western Kentucky	7-4-0	.636	11-8-0	.579		
Louisiana	5-4-2	.545	8-8-4	.500		
South Alabama	5-5-1	.500	7-12-1	.375		
Little Rock	3-7-0	.300	6-14-0	.300		
FIU	3-8-0	.273	5-12-0	.294		
ULM	1-9-1	.136	5-13-2	.300		
Arkansas State	1-9-0	.100	1-17-1	.083		
Troy	1-10-0	.091	2-15-1	.139		

	2007		Conference		Overall	
	W-L	Pct	W-L	Pct	W-L	Pct
Western Kentucky	8-1-2	.818	14-3-3	.775		
Denver	7-2-2	.727	12-5-5	.659		
Middle Tennessee	7-2-2	.727	10-5-5	.625		
North Texas	7-4-0	.636	15-8-0	.652		
Florida Atlantic	6-4-1	.591	9-7-3	.553		
Louisiana	5-3-3	.591	9-8-4	.524		
Little Rock	5-5-1	.500	10-9-1	.523		
South Alabama	4-5-2	.455	8-11-1	.525		
ULM	4-6-1	.409	6-13-0	.425		
Troy	3-8-0	.273	3-11-3	.316		
FIU	1-8-2	.182	4-12-2	.265		
Arkansas State	0-9-2	.091	3-13-2	.222		

	2008		Conference		Overall	
	W-L	Pct	W-L	Pct	W-L	Pct
Denver	9-1-1	.864	19-3-2	.833		
North Texas	8-2-1	.773	15-4-1	.775		
Western Kentucky	7-1-3	.773	15-2-4	.810		
Middle Tennessee	7-3-1	.682	9-8-3	.525		
Florida Atlantic	5-4-2	.545	7-10-2	.421		
South Alabama	4-4-3	.500	6-11-3	.375		
FIU	4-4-3	.500	4-12-3	.289		
Little Rock	4-6-1	.409	8-11-2	.429		
Troy	3-7-1	.318	8-9-3	.475		
Louisiana	3-7-1	.318	5-12-2	.316		
Arkansas State	1-8-2	.182	4-12-2	.278		
ULM	1-9-1	.136	4-13-1	.250		

	2009		Conference		Overall	
	W-L	Pct	W-L	Pct	W-L	Pct
FIU	9-1-1	.864	11-6-3	.625		
Western Kentucky	9-2-0	.818	14-4-2	.750		
Denver	9-2-0	.818	17-6-1	.729		
North Texas	7-2-2	.727	12-7-2	.619		
Middle Tennessee	6-4-1	.591	12-6-2	.650		
Arkansas State	5-5-1	.500	8-10-3	.452		
Troy	5-6-0	.455	9-10-1	.475		
Little Rock	4-6-1	.409	9-12-1	.432		
Florida Atlantic	3-7-1	.318	5-12-3	.325		
ULM	2-9-0	.182	3-14-2	.211		
Louisiana	2-9-0	.182	2-16-1	.132		
South Alabama	1-9-1	.136	3-15-1	.184		

	2010		Conference		Overall	
	W-L	Pct	W-L	Pct	W-L	Pct
Denver	11-0-0	1.000	19-2-1	.886		
Middle Tennessee	9-2-0	.818	13-9-2	.583		
North Texas	7-3-1	.682	12-7-2	.619		
FIU	7-4-0	.636	11-9-1	.548		
Troy	6-5-0	.545	11-8-1	.575		
Western Kentucky	6-5-0	.545	9-8-3	.525		
Florida Atlantic	5-6-0	.455	6-13-0	.316		
Louisiana	5-6-0	.455	10-11-0	.476		
Little Rock	3-7-1	.318	7-12-1	.375		
Arkansas State	3-8-0	.273	7-11-1	.395		
South Alabama	3-8-0	.273	5-14-1	.275		
ULM	0-11-0	.000	2-17-1	.125		

	2011		Conference		Overall	
	W-L	Pct	W-L	Pct	W-L	Pct
Denver	9-2-0	.818	16-5-0	.762		
FIU	8-1-2	.818	13-7-3	.630		
North Texas	8-1-1	.850	14-4-3	.738		
Middle Tennessee	7-3-1	.682	10-9-1	.525		
Western Kentucky	7-3-1	.682	10-9-1	.525		
South Alabama	5-3-2	.600	12-5-3	.675		
Arkansas State	5-5-1	.500	7-10-3	.425		
Troy	4-7-0	.364	9-11-1	.452		
Little Rock	3-8-0	.273	7-13-0	.350		
Florida Atlantic	2-8-1	.227	6-11-1	.361		
Louisiana	2-8-1	.227	6-12-2	.350		
ULM	0-11-0	.000	5-14-1	.275		

	2012		Conference		Overall	
	W-L	Pct	W-L	Pct	W-L	Pct
North Texas	8-1-1	.850	16-5-2	.739		
Middle Tennessee	8-1-1	.818	14-5-1	.725		
FIU	8-1-1	.850	13-6-2	.667		
Western Kentucky	6-1-3	.750	12-5-3	.675		
Arkansas State	5-4-1	.550	11-8-1	.400		
Troy	4-5-1	.450	9-10-2	.476		
South Alabama	3-5-2	.400	8-10-3	.452		
Florida Atlantic	3-7-0	.300	5-13-0	.277		
Louisiana	2-6-2	.300	8-10-2	.450		
ULM	1-9-0	.100	4-15-0	.210		
Little Rock	1-9-0	.100	2-16-0	.111		



ALL-TIME CONFERENCE STANDINGS

HISTORY

	2013 Conference		Overall	
	W-L	Pct	W-L	Pct
Western Kentucky	6-2-0	.750	10-6-5	.595
South Alabama	5-2-1	.688	14-6-3	.674
Louisiana	5-2-1	.688	8-7-3	.528
Texas State	4-3-1	.563	8-9-2	.474
Troy	4-3-1	.563	8-10-1	.447
Arkansas State	4-4-0	.500	10-7-3	.575
Georgia State	4-4-0	.500	6-10-1	.382
Little Rock	1-7-0	.125	4-14-0	.222
ULM	1-7-0	.125	6-12-1	.342

	2014 Conference		Overall	
	W-L	Pct	W-L	Pct
South Alabama	8-0-1	.944	19-3-1	.848
Troy	6-3-0	.667	16-6-0	.727
Georgia Southern	5-3-1	.611	11-6-2	.632
Texas State	5-3-1	.611	11-7-2	.600
Appalachian State	5-4-0	.556	8-11-0	.421
Georgia State	4-4-1	.500	6-10-4	.400
Louisiana	4-4-1	.500	9-8-2	.526
Little Rock	2-6-1	.278	11-8-1	.575
ULM	2-7-0	.222	8-10-1	.447
Arkansas State	1-8-0	.111	4-14-0	.222

	2015 Conference		Overall	
	W-L	Pct	W-L	Pct
South Alabama	9-0-0	1.000	18-3-2	.826
Troy	6-2-1	.722	14-4-2	.750
Texas State	6-3-0	.667	12-6-0	.667
Appalachian State	5-3-1	.611	10-6-4	.600
Georgia State	3-2-4	.556	11-6-4	.619
Little Rock	4-4-1	.500	8-7-5	.525
Georgia Southern	3-5-1	.389	6-11-2	.368
Louisiana	2-6-1	.278	8-10-2	.450
Arkansas State	1-7-1	.167	3-14-1	.194
ULM	1-8-0	.111	7-12-1	.375

	2016 Conference		Overall	
	W-L	Pct	W-L	Pct
South Alabama	7-3-0	.700	15-6-1	.705
Coastal Carolina	6-2-2	.700	12-6-3	.643
Little Rock	6-3-1	.650	12-8-1	.595
Appalachian State	4-4-2	.500	10-8-2	.550
Louisiana	4-4-2	.500	8-9-2	.474
ULM	4-4-2	.500	7-9-3	.447
Arkansas State	4-5-1	.450	6-8-3	.441
Troy	3-5-2	.400	7-10-3	.425
Texas State	3-5-2	.400	6-9-3	.417
Georgia State	2-4-4	.400	5-6-6	.471
Georgia Southern	3-7-0	.300	6-10-1	.382

	2017 Conference		Overall	
	W-L	Pct	W-L	Pct
South Alabama	9-1-0	.900	14-6-1	.690
Texas State	8-2-0	.800	10-6-1	.618
Troy	6-4-0	.600	8-10-2	.450
Arkansas State	5-4-1	.550	9-6-2	.588
Little Rock	4-4-2	.500	9-9-3	.500
Coastal Carolina	4-5-1	.450	11-8-1	.575
Georgia Southern	4-5-1	.450	8-9-2	.474
Appalachian State	3-5-2	.500	4-11-4	.316
ULM	3-6-1	.350	3-13-2	.222
Louisiana	2-6-2	.300	5-10-2	.353
Georgia State	1-7-2	.200	3-11-3	.265

	2018 Conference		Overall	
	W-L	Pct	W-L	Pct
Texas State	8-0-2	.900	11-5-4	.650
Little Rock	7-2-1	.750	13-5-4	.682
Coastal Carolina	7-3-0	.700	8-8-1	.500
Appalachian State	6-4-0	.600	9-9-1	.500
South Alabama	5-4-1	.550	8-9-2	.474
Georgia State	5-4-1	.550	8-10-2	.450
Arkansas State	5-5-0	.500	8-7-3	.528
Troy	4-6-0	.400	5-14-1	.275
Georgia Southern	3-7-0	.300	5-12-0	.294
Louisiana	2-7-1	.250	3-12-3	.250
ULM	0-10-0	.000	0-17-0	.000

	2019 Conference		Overall	
	W-L	Pct	W-L	Pct
South Alabama	8-1-1	.850	16-4-2	.773
Troy	7-1-2	.800	12-3-4	.737
Arkansas State	5-2-3	.650	10-5-4	.632
Texas State	5-4-1	.550	9-7-3	.553
Georgia State	5-4-1	.550	9-9-2	.500
Coastal Carolina	5-4-1	.550	7-9-2	.444
Louisiana	4-4-2	.500	9-8-3	.525
Little Rock	2-4-4	.400	5-8-6	.421
Georgia Southern	3-6-1	.350	6-11-1	.361
Appalachian State	2-6-2	.300	5-10-3	.361
ULM	0-10-0	.000	3-13-2	.222

	2020 Conference		Overall	
	W-L	Pct	W-L	Pct
East Division				
South Alabama	8-2-0	.800	14-9-1	.604
Georgia State	6-2-2	.700	10-3-2	.733
Coastal Carolina	6-4-0	.600	7-8-0	.467
Appalachian State	4-6-0	.400	6-11-1	.361
Georgia Southern	3-6-1	.350	4-12-1	.265
Troy	1-8-1	.150	4-10-1	.300

	2020 Conference		Overall	
	W-L	Pct	W-L	Pct
West Division				
Arkansas State	7-0-1	.938	11-5-1	.676
Louisiana	4-3-1	.563	10-9-1	.525
Texas State	4-4-0	.500	4-12-1	.265
Little Rock	3-3-2	.500	4-7-3	.393
ULM	0-8-0	.000	5-13-0	.278

	2021 Conference		Overall	
	W-L	Pct	W-L	Pct
Arkansas State	7-2-1	.750	10-6-2	.611
South Alabama	6-2-2	.700	12-5-3	.675
Georgia State	4-1-5	.650	10-4-6	.650
Georgia Southern	4-3-3	.550	11-7-4	.591
Coastal Carolina	4-5-1	.450	6-9-2	.412
Texas State	4-5-1	.450	7-7-2	.500
Little Rock	3-4-3	.450	7-7-6	.500
ULM	4-6-0	.400	8-12-0	.400
Troy	4-6-0	.400	8-10-1	.447
Louisiana	3-5-2	.400	6-10-3	.395
Appalachian State	2-8-0	.200	7-11-1	.395



LETTERWINNERS

HISTORY

A

Name	Hometown	Years
ABNER, Ava	Fort Thomas, Ky.	2013-15
ADAMS, Jordan	Longview, Texas	2012-15
ANDREA, Amy	Indian Creek, Ill.	2015-18
AGUIRRE, Aja	Burnaby, Canada	2011-12
AXELSON-SAHLEN, Sara	Malmoe, Sweden	2001-02

B

Name	Hometown	Years
BADELY, Jourdan	Rogers, Ark.	2021
BALDWIN, Audrey	Forest Hill, Md.	2012
BECKERS, Annaliese	Elmhurt, Ill.	2006
BENEFIEL, Katelin	Odessa, Texas	2005-06
BERDAN, Jessic	Coppel, Texas	2012
BRAMER, Maria	Stockholm, Sweden	2002
BRIENT, Lucy	Franklin, Tenn.	2009
BROCHU, Lindsey	Berlint, Ct.	2016-19
BROWN, Susan	Calgary, Canada	2009-10
BUNNER, Anna	Fayetteville, Ark.	2006
BURGESS, Gwen	Las Vegas, Nev.	2002-03

C

Name	Hometown	Years
CAIRNS, Lana	Arlington, Texas	2004-05
CARMICHAEL, Katey	Frisco, Texas	2012-15
CARTER, Tayler	Bremerton, Wash.	2014-17
CHAMBERS, Julie	Jonesboro, Ark.	2016-18
CLARK, Michele	St. Peters, Mo.	2008-11
CLOUD, Hailey	Union, Mo.	2020-21
COATES, Julianna	Tulsa, Okla.	2017-21
COGLAN, Len	Mountain Home, Ark.	2002
COOK, Lindsay	Jonesboro, Ark.	2000
COWAN, Cooper	Burleson, Texas	2020-21
CRIMI, Lauren	Lake Tapps, Wash.	2014
CZEPIEL, Megan	Round Rock, Texas	2006-07

D

Name	Hometown	Years
DANN, Summit	Johnson City, Tenn.	2021
DAVIS, Hannah	Fayetteville, Ark.	2016-18
DELLICARPINI, Arianna	Pound Ridge, N.Y.	2015-16
DIEKER, Beranadette	Libertyville, Ill.	2005-08
DIXON, Shayla	Maumelle, Ark.	2017-18
DUERST, Jenna	Sarasota, Fla.	2012-15

E

Name	Hometown	Years
EBENROTH, Riley	O'Fallon, Mo.	2017-18
ERTL, Maggie	Tulsa, Okla.	2017-20

F

Name	Hometown	Years
FINDERS, Kelsey	St. Charles, Mo.	2010-11
FINK, Christina	Ponchatoula, La.	2011-13
FLETCHER, Candace	Bryant, Ark.	2001-03
FLYNN, Kassie	St. Louis, Mo.	2015
FRICKE, Chelsea	Dallas, Texas	2009-10
FUERMAN, Jill	McKinney, Texas	2009-10
FULGHAM, Kelly	Collierville, Tenn.	2002
FURIO, Hailey	Naperville, Ill.	2017-20
FURR, Alex	Midlothian, Texas	2010-13

G

Name	Hometown	Years
GARRISON, Madison	Owasso, Okla.	2018
GEAR, Kailey	Batavia, Texas	2008
GEELS, Mary	McKinney, Texas	2006-09
GELLIS, Bailey	West Creek, N.J.	2017-20
GETTER, Mollie	Overland Park, Kan.	2001-02
GILES, Christine	Cape Coral, Fla.	2010-13
GLATTER, Melissa	Kearney, Neb.	2003-04
Glockzin, Taylor	Carrollton, Texas	2019-20
GONZALEZ, Pilar	Colleyville, Texas	2007
GOODMAN, Kelly	Buda, Texas	2004-07
GRAHAM, Jenny	Tulsa, Okla.	2001-03
GREER, Jacqueline	Sedalia, Mo.	2015-16

H

Name	Hometown	Years
HAMM, Kellye	McKinney, Texas	2005-07
HANNAH, Faith	Benton, Ark.	2000-01
HARPER, Noelle	Sheridan, Ark.	2006
HARPOLE, Phoebe	Katy, Texas	2021
HARRIS, Abby	Manahawkin, N.J.	2016-19
HECKMAN, Callah	Atwater, Calif.	2006
HOPKINS, Chelsea	Topeka, Kan.	2005-08
HOSEA, Katie	McKinney, Texas	2011-14
HOWARD, Elizabeth	Bristol, England	2012-13
HUBBARD, Meg	Jonesboro, Ark.	2000-01
HUCKABY, Ashley		2000
HULL, Tiffany	Houston, Texas	2000-04
HUSTED, Haley	Norman, Okla.	2018-21

I

Name	Hometown	Years
ISENBERG, Alexia	Pflugerville, Texas	2004-05

J

Name	Hometown	Years
JACKSON, Ashley	Plano, Texas	2010-13
JOHANSEN, Lindsay	Vancouver, Canada	2012-13
JOYCE, Madison	Manhattan, Kan.	2012-13
JINGBLAD, Jessica	Norrkoping, Sweden	2011



LETTERWINNERS

HISTORY

K

<i>Name (Jersey No.)</i>	<i>Hometown</i>	<i>Years</i>
KALOGHIROU, Anna	Jonesboro, Ark.	2007-10
KARLSSON, Annica	Vantaa, Finland	2016-19
KASSAB, Courtney	Pinckney, Mich.	2007
KELLEY, Jena'	Heber Springs, Ark.	2011-14
KISER, Sheri	Louisville, Ky.	2000-02
KOSS, Amy	Lakeview, Ark.	2006-09
KREKELER, Katharine	Chesterfield, Mo.	2005-08
KRAMER, Logan	Millersville, Pa.	2012
KREMER, Bethany	Southlake, Texas	2011-13
KRIMM, Sara	Brentwood, Tenn.	2008
KURANDA, Karly	St. Charles, Ill.	2009-10
KUTELLA, Rachel	Elk Grove Village, Ill.	2020-21

L

<i>Name</i>	<i>Hometown</i>	<i>Years</i>
LANGFORD, Gertie	Germantown, Tenn.	2021
LEA, Tara	Collierville, Tenn.	2020-21
LEE, Amanda	Brampton, Canada	2012-15
LAING, Blayne	Mississauga, Canada	2011
LITTLE, Stacey	Delta, Canada	2000-03
LONG, Amanda	Caulfield, Mo.	2000-03
LUKE, Jaymee	Las Vegas, Nev.	2015
LUTHER, Olivia	Lakeland, Tenn.	2019-21

M

<i>Name</i>	<i>Hometown</i>	<i>Years</i>
MACE, Meghan	Franklin, Tenn.	2008-11
MACINTOSH, Victoria	Manchester, Mo.	2017-20
MANN, Adrienne	Delta, Canada	2000-03
MANSON, Karen	Bristol, England	2000-02
MAUPIN, Hannah	Blue Springs, Mo.	2018-21
MBENQUE, Yayedior	Cedar Hill, Texas	2015
McCLURE, Megan	Webster Groves, Mo.	2017-21
McKENNA, Erin	McKinney, Texas	2006-09
McKINNEY, Leslie	Little Rock, Ark.	2000-01
McGILVRAY, Mallory	Haslet, Texas	2009-12
McRAE, Markie	Eaton Rapids, Mich.	2005-08
McMURTRY, Ashley	Plano, Texas	2009-12
MENKE, Cassidy	O'Fallon, Mo.	2015
MERRITT, Darah	Jonesboro, Ark.	2015
MINARD, Riley	Overland Park, Kan.	2018-20
MITCHELL, Loren	Lawrenceville, Ga.	2012-15
MILLITONI, Laura	Mt. Carmel, Ind.	2006
MILLER, Abigail	St. Louis, Mo.	2020-21
MILLER, Noel	Sanford, Fla.	2019-20
MINARD, Riley	Overland Park, Kan.	2018-21
MOLGE, Meredith	Plano, Texas	2010
MOORE, Lindsay	Collierville, Tenn.	2007
MUNRO, Joanne	Pitts Meadows, Canada	2001-03

N

<i>Name</i>	<i>Hometown</i>	<i>Years</i>
NEISER, Ina	Blytheville, Ark.	2003-05
NICHOLS, Michelle	Parker, Colo.	2011
NILES, Lizzy	Elgin, Ill.	2008-11
NITTI, Kara	St. Charles, Ill.	2008-11

O

<i>Name</i>	<i>Hometown</i>	<i>Years</i>
O'BOYE, Dana	Plainfield, Ill.	2016-19

P

<i>Name</i>	<i>Hometown</i>	<i>Years</i>
PACE, Calley	Sugar Land, Texas	2006
PADGETT, Katherine	Carlsbad, Calif.	2013-16
PALKE, Sarah	Tulsa, Okla.	2002-05
PATTERSON, Lindsey	Des Peres, Mo.	2008-11
PEACOCK, Keelyn		
PHILIPPE, Alexis	Ballwin, Mo.	2014-16
PONDER, Kelsey	St. Louis, Mo.	2015-18
POTTER, Caitlann	Austin, Ark.	2020
POWELL, Tracy	Little Rock, Ark.	2008-09
PITTS, Tory	Brentwood, Tenn.	2009-11

R

<i>Name</i>	<i>Hometown</i>	<i>Years</i>
RAIKES-MAY, Emma	Manchester, England	2003
RANA, Mary Jo	Chandler, Ariz.	2005
RAY, Heather	Squamish, Canada	2003-06
RAY, Stephanie	Fort Smith, Ark.	2004-06
REAGAN, Kathleen	Madison, Ala.	2004-07
REED, Bailey	Mexico, Mo.	2015-17
REESBY, Jamie	Kingwood, Texas	2000-03
REESE, Rachel	Spring, Texas	2000-01
RESTREPO, Sophia	Cape Coral, Fla.	2018-19
RIALES, Emma	Collierville, Tenn.	2021
RIGGS, Lexi	Fort Worth, Texas	2014
RILEY, Emma	Plano, Texas	2021
RIOS, Melissa	Greenbrier, Ark.	2021
RIVERA, Kristina	Abingdon, Md.	2012
ROACH, Monica	Ovilla, Texas	2005
ROGERS, Hailey	Memphis, Tenn.	2021



LETTERWINNERS

HISTORY

S

<i>Name</i>	<i>Hometown</i>	<i>Years</i>
SAND, Lindsey	Lincoln, Neb.	2002
SAUERWEIN, Adair	North Richland Hill, Texas	2006
SCHAGER, Christine	Madison, Ala.	2001-04
SCHNEIDER, Taylor	Ballwin, Mo.	2016-18
SCHUE, Hailey	Chesterfield, Mo.	2017-18
SELIG, Kendall	Bryant, Ark.	2016
SENGER, Eda	Lake Hills, Ill.	2018-19
SHAH, Lauren	St. Charles, Mo.	2020-21
SHEPPARD, Summer	Collierville, Tenn.	2013
SHIRLEY, Lisa	Mountain Home, Ark.	2002
SIERS, Stasha	High Ridge, Mo.	2008-11
SIMAO, Samhia	Belo Horizonte, Brazil	2013-14
SMIECHOWSKI, Brielan	Maple Ridge, Canada	2004-07
SIMON, Carmen	Azagra, Spain	2014
SIMON, Nina	St. Louis, Mo.	2014
SMITH, Olivia	High Ridge, Mo.	2017-21
SODOMA, Sarah	Manchester, Mo.	2017-21
SPARKS, Shawna	Litchfiel Park, Ariz.	2002-05
SPEAR, Jamey	Evansville, Ind.	2000-02
STALLS, Holly	Collierville, Tenn.	2021
STARVEN-ERISSON, Elin	Bromma, Sweeden	2008
STECKEL, Anna	Hamburg, Germany	2007
STEPHENS, Lyndsie	Lincoln, Neb.	2002-04
STEURER, Shannon	Ballwin, Mo.	2015
STEWART, Ellen	Germantown, Tenn.	2005
STOLZFUS, Megan	Tigeras, N.M.	2008-11
STOTTS, Darby	Little Rock, Ark.	2020
STRONG, Sarah	Collierville, Tenn.	2021
SUPPLE, Michaela	Albuquerque, N.M.	2013

T

<i>Name</i>	<i>Hometown</i>	<i>Years</i>
THIELE, Melanie	Edmonton, Canada	2003-06
TRESTER, Peyton	Kansas City, Mo.	2017-18
TROUTMAN, Emily	Louisville, Ky.	2007
TRUEMAN, Katie	St. Louis, Mo.	2002
TURESSON, Sofia	Hassebly, Sweeden	2008
TURLEY, Makenna	Lakeland, Fla.	2020-21

V

<i>Name</i>	<i>Hometown</i>	<i>Years</i>
VAAPIL, Marica	Oxie, Sweeden	2002-04
VAUGHT, Jenna	St. Louis, Mo.	2014

W

<i>Name</i>	<i>Hometown</i>	<i>Years</i>
WARD, Mykel	Frisco, Texas	2012-16
WEGLEIN, Kathy	Manchester, Md.	2002-03
WESLEY, Casey	Saugua, Calif.	2013
WESTER, Sutton	Rockford, Ill.	2014-16
WHEELER, Becca	Arlington, Texas	2010-12
WHITE, Lara	Paragould, Ark.	2016
WICKS, Sara	St. Johns, Canada	2018
WIDENER, Jen.	Cincinnati, Ohio	2001-04
WILLIAMS, Briana	Clinton, Md.	2014-16
WILLIAMSON, Aliyah	Millington, Tenn.	2021
WILEY, Miranda	Maryville, Ill.	2008-10
WILTON, Sallye	Midland, Texas	2002-04
WIPKE, Jill	Wildwood, Mo.	2018
WOJT, Caitlin	Collierville, Tenn.	2007

Y

<i>Name</i>	<i>Hometown</i>	<i>Years</i>
YODER, Shana	Tulsa, Okla.	2003-06

Z

<i>Name</i>	<i>Hometown</i>	<i>Years</i>
ZELEDON, Crystal	Pacifica, Calif.	2013-14
ZINGO, Jessie	Oologah, Okla.	2006-07

A-STATE HALL OF HONOR



HISTORY

Name	Sport	Years	Inducted
Neil Abel	Golf Coach	1980-2006	2009
Linda Allison	Women's Basketball	1980-84	1994
Ryan Aplin	Football	2009-12	2021
Fred Barnett	Football	1986-89	1999
Randy Barnhill	Football	1984-86	2003
Todd Baumgartner	Baseball	2008-11	2021
Mike Beebe	Honorary	--	2008
Amanda Beeler	Women's Golf	1997-2001	2018
Earl Bell	Track & Field	1974-77	1986
Bill Bergey	Football	1965-68	1982
Harold Blood	Track & Field	1988-90	2016
Everett Bolton	Three Sports	1939-41, 1946-48	1986
Rusty Bourg	Baseball	1967-70	1995
Gene Bradley	Football	1976-79	2009
Steve Brooks	Men's Basketball	1970-74	1995
Dwane Brown	Football	1984-87	2001
Ray Brown	Football	1983-85	1996
Dan Buckley	Football	1966-69	1995
Jess Bucy	Baseball/Men's Basketball	1949-51	1998
Mike Burk	Men's Basketball	1964-68	1997
Johnnie Burnett	Four Sports	1927-29	1985
Bill Caldwell	Three Sports	1956-59	1985
Jim Callaway	Baseball	1965-68	1992
Ron Carroll	Athletic Trainer	1976-present	2005
Alex Carrington	Football	2006-09	2019
Maurice Carthon	Football	1979-82	1991
Nelson Catalina	Men's Basketball Coach	1979-95	1991
Howard Cissell	Football	1954-57	1993
Michael Cline	Football	1983-85	2015
Beth Cochran Thomas	Volleyball	1996-99	2017
Gary Crane	Men's Basketball/Football	1965-68	1992
Carter Ray Crawford	Football	1984-85	1997
Dave Dailey	Men's Golf	1984-88	2000
Bill Davidson	Football/Football Coach	1953-57 / 1968-78	1984
Adrienne Davie	Women's Basketball	2004-07	2017
Demario Davis	Football	2008-11	2021
Tommy Davis	Football	1958-59	2002
Geoffrey Desmond	Baseball	2004-05	2018
John Dickey	Three Sports	1947-48	1997
John Dickson	Men's Basketball	1963-67	1984
Wayne Dorton	Football	1968-71	2004
Bennie Ellender	Football Coach	1963-70	1982
Carlos Emmons	Football	1992-95	2015
Marina Engelbrecht	Women's Tennis/ Women's Tennis Coach	2003-06 / 2012-15	2014
Frosty England	Football Coach	1946-53	1983
Frank Farella	Football	1954-57	1999
David Faught	Men's Golf	1994-97	2009
Bob Ferralsco	Football	1946	2008
Charlotte Fields	Women's Basketball	1984-88	1998
Jay Flanagan	Track & Field Coach	1989-2007	2007
Chico Fletcher	Men's Basketball	1997-2000	2012
Don Floyd	Athletic Director	1969-75	2003
Pedra Wilson Flournoy	Track & Field	1990-93	2002
Charlie Fredrick	Football	1984-87	2006
Aubrey Gatewood	Baseball	1956-59	1988
Bob Giersburg	Track & Field	1966-68	1994
George Glenn	Baseball	1963-66	1984
Terry Gwin	Football	1965-66	1985



A-STATE HALL OF HONOR

HISTORY

Name	Sport	Years	Inducted
Julie Hagood	Women's Basketball	1997-2000	2010
James Hamilton	Football	1968-71	1990
Foy Hammons	Football/Football Coach	1913-15/1919-21	1988
Jay Hansen	Men's Basketball	1980-84	2018
Lauren Fair Harmon	Volleyball	1993-96	2008
Calvin Harrell	Football	1968-71	1994
Jeff Hartwig	Track & Field	1989-90	2000
Dan Henderson	Men's Basketball	1974-77	1995
Thomas Hill	Track & Field	1968-72	1982
David Hines	Football	1972-75	1996
Joe Hollimon	Football	1971-74	1993
Keith Horn	Baseball	1993-95	2010
T.J. Humphreys	Football/Track & Field	1973-77	1988
Marvin Jarrett	Men's Basketball	1978-80	2000
Sue Jayroe	Women's Basketball	1975-80	1997
Rickey Jemison	Football	1983-86	2012
Garry Johnson	Football	1999-2002	2011
Tyrell Johnson	Football	2004-07	2016
Ken Jones	Football	1972-75	1987
Al Joyner	Track & Field	1980-83	1993
Gerald Jumper	Football	1964-67	1990
Tim Keane	Football/Football Coach	1965-67/1972-89	2005
George Kell	Tennis	1940	1999
Monica Klebe	Track & Field	1986-89	1998
Guy Kochel	Track & Field Coach	1972-89	1984
John Koldus	Baseball/Football	1950-53	1995
Larry Lacewell	Football Coach/Athletic Director	1979-90	1987
Tim Langford	Football	1980-83	2008
Harry Larche	Three Sports	1946-48	1983
Greg Lee	Football	1984-87	2019
Jimmy Lisko	Football	1972-75	2019
Doug Lowery	Football	1970-73	2005
Mike Malham Jr.	Football	1972-75	2001
Mike Malham Sr.	Football Coach	1971-84	2006
Ron Meeks	Football/Track & Field	1974-76	2017
Tim Maloney	Baseball	1981-83	2004
Micah Marsh	Men's Basketball	1994-98	2007
Jo Beth Carmack Mathis	Volleyball	1990-92	2000
Margie Kolat McGee	Volleyball	1991-94	2006
Frank McGuigan	Football	1967-68	2018
Kendra Meichsner	Women's Tennis	1995-98	2005
Dennis Meyer	Football	1968-71	1991
Maurice Miller	Three Sports	1946-50	1986
David Mitchell	Football	1970-73	2013
Andy Morris	Baseball/SID/Assistant AD	1958-60/1969-74/1974-77	1990
Mike Morris	Football	1979-82	2018
Jerry Muckensturm	Football	1972-75	1992
Anthony Myles	Men's Basketball	1978-80	2001
Marvin Neloms	Football	1983-86	2011
Sharika Nelvis	Track & Field	2011-14	2021
Newton Norris	Men's Basketball	1934-37	2001
Beth Anderson Nuneviller	Volleyball/Women's Tennis	1988-90	2012
Okey Oldham	Football/Baseball	1928-30	1990
Roy Painter	Football	1973-76	2002
Bill Phillips	Football	1968-71	1992
Paul Pilla	Track & Field	1979-80	2015
Wayne Pitcock	Baseball	1967-69	1991
Chris Poole	Volleyball Coach	1987-92	2010

A-STATE HALL OF HONOR



HISTORY

Name	Sport	Years	Inducted
Ed Preston	Track & Field	1975-77	1991
John Rauth	Men's Basketball Coach/Golf Coach	1949-79	1983
Tom Reese	Football	1962-65	2007
Kyle Richardson	Football	1992-95	2015
Don Riggs	Four Sports	1955-59	1986
Kelly Riley	Track & Field	1989-92	2009
David Rodely	Track & Field	1988-91	2015
Jerry Rook	Men's Basketball	1962-65	1983
Scott Roper	Football	1986-87	2010
John Rose	Men's Basketball Coach/Track & Field Coach	1963-76	1985
Dana Ryan	Baseball	1965-68	1989
Daniel Ryland	Track & Field	1998-2000, 2002	2014
Don Scaife	Men's Basketball	1973-75	1989
Bobby Scott	Four Sports	1948-51	1992
Elbert Shelley	Football	1983-86	1997
Fred Shepherd	Men's Basketball	1990-93	2002
Doug Shouse	Track & Field	1982-84	2013
James Simmons	Football	1970-72	2006
Joe Slayton	Football	1976-79	2021
Ron Smith	Football	1976-79	2014
Shawna Sparks	Women's Soccer	2002-05	2019
Leslie Speck	Three Sports/Football Coach	1931-35/1936-38	1984
Robert Speer	Football	1973-76	2014
Jerald Spencer	Track & Field	1965-67	2006
Tommy Spiers	Football	1954-56	1998
Rachel Stweart	Women's Golf	1994-97	2019
Paul Stovall	Football/Track & Field	1953-54	2000
Dan Summers	Football	1962-65	1998
Kellie Suttle	Track & Field	1994-96	2016
Clovis Swinney	Football	1967-69	1989
John Tate	Men's Basketball	1986-89	1998
Sonja Tate	Women's Basketball/Track & Field	1990-93	2004
Donnie Taylor	Track & Field	1976-79	2001
Bill Templeton	Football/Football Coach/Assistant AD	1954-56/1963-79/1980-2013	1987
Harold Thomas	Baseball	1953-56	1996
Willard Tilley	Football/Men's Basketball	1939-40	1982
J.A. Tomlinson	Athletic Director/Football Coach/Baseball Coach	1944-76	1982
Jan Troutt	Track & Field	1983-85	1996
Shyla Tucker	Women's Basketball	1991-94	2003
Joe Turner	Football	1960-62	2011
Juli Vaccari	Volleyball	1975-78	1990
Tommy Walker	Football	1980-83	2013
Jim Wagner	Baseball	1967-70	1996
Terry Whiting	Football	1968-71	2016
Sammy Weir	Football/Football Assistant	1960-62/1971-72	1988
Matt Whiteside	Baseball	1987-90	2007
Bob Williams	Track & Field/Track & Field Coach	1975-79/1980-86	1987
J.H. Williams	Men's Basketball	1973-75	2013
Marcia Williams	Women's Tennis/Women's Tennis Coach	1977-80/1980-2011	1993
H.T. Winters	Football/Baseball	1929-32	1983
Jerry Ann Winters	Women's Basketball Coach	1984-95	1994
Bennie Weilhelm	Four Sports	1946-49	1993
Jim Wiseman	Football	1984-87	2007
Richie Voit	Football	1950-53	1989
Kay Woodiel	Three Sports Coach	1974-84	1988
Josh Yates	Baseball	2006-07	2017



A-STATE SOCCER PARK

MEDIA



The A-State Soccer program will begin its ninth year at the A-State Soccer Park in 2022. The facility, which opened in 2013, is also home to the Arkansas State Track and Field programs and has bleachers to seat up to 400-plus spectators along with areas for additional portable seating. An enclosed building features a state-of-the-art pressbox.


A newly resurfaced grass field was installed during the summer to provide the best playing surface for A-State and its opponents. In addition a new sound system was installed to improve sound and public address quality spectators and players alike.

Members of the media also enjoy a press box that has been constructed to make the covering of future matches a state-of-the-art experience. It features 14 work stations each equipped with hard-wired internet but hard-wired internet has been installed across the

work space along with a wireless internet signal that has already been accessible in recent seasons.

The 2016 season marked the first year for the newly built A-State Soccer Facility, which features new locker rooms, coaches offices, training room, lounge and a team meeting area. The area has 3,200 square feet of space and opened in the summer of 2015. The building also houses the A-State tennis offices and locker rooms and is located adjacent to the A-State Tennis Courts which opened ahead of the 2015-16 season.

This is the second home for the Red Wolves soccer team. From 2000-12 the squad played at the A-State Soccer Park located at the North End of campus. Since the inception of the program the Red Wolves have a 77-89-11 record at home, including 34-28-4 mark on the current home pitch.





Arkansas State's athletics programs compete in top-of-the line facilities.

Centennial Bank Stadium, which opened in 1974, has evolved into a beautiful stadium which seats over 30,000 fans. The stadium has undergone a "Centennial Expansion" construction project that covers 40,000 square feet, including the press box and concourse. Construction on a two-level 66,500 square foot operations center in the north end zone was also completed prior to the start of the 2019 season.

The 192,000 square-foot First National Bank Arena is a multi-purpose facility that is home to the A-State basketball, volleyball and indoor track and field teams.

Coaches and student-athletes moved into a new \$2.7 million track and field complex in spring 2004. It contains a newly-resurfaced eight-lane 400-meter track and can be set up for two NCAA venues.

Three local country clubs graciously allow A-State men's and women's golf programs to utilize their facilities for practice and play.

J.A. "Ike" Tomlinson Stadium-Kell Field serves as the home to Red Wolves baseball. Built in 1993, the stadium received complete lighting in 1996, 206 field level seats were added for the 2008 season and a new scoreboard was installed in 2011.

A-State's newest women's program, bowling, competes in the Jonesboro Bowling Center, where a new locker room, lounge and pro shop have been constructed.

The Red Wolves' soccer and track and field teams utilized the same stadium for the first time in school history during the 2014-15 season, as the soccer field was relocated as part of the track facility.

A-State has also completed a new women's soccer and women's tennis facility, which houses both squads' locker rooms, training room, offices and more. New tennis courts were also completed in 2016 as well.

Facilities have received a number of facelifts over the last decade, making sure that the athletics department's "front door" and other sports areas possess a first-class appearance.

Also included in the upgrades have been renovations inside the A-State Football Facility and weight rooms, locker rooms and training rooms at both Centennial Bank Stadium and First National Bank Arena, where new seating has also been installed.



ATHLETICS FACILITIES

MEDIA



Centennial Bank Stadium



Student Activity Center



Soccer/Tennis Complex



First National Bank Arena



RidgePointe Country Club



FNB Arena Weight Room



Tomlinson Stadium and Kell Field



A-State Tennis Courts



Track & Field/Soccer Complex



Academic Success Center

CHARLES LUTER FAMILY ACADEMIC SUCCESS CENTER



MEDIA



The Arkansas State University Athletics Department announced a \$400,000 gift from Charles Luter that was used to enhance the athletics' academic facility, at a press conference held at the newly named Charles Luter Family Academic Success Center in September of 2008.

The Academic Success Center serves as a foundation for structure, discipline and organization for the education of all A-State student-athletes. The facility, coupled with innovative programs and equipment, currently houses the academic support staff, tutors, computer labs, a resource room, study areas, tutorial rooms, small group study centers and a large conference room.

Among the most recent and noticeable modifications to the Charles Luter Family Academic Success Center is a new foyer housed in a brick and rock exterior that, along with new landscaping, gives the entrance to the building a modern look and creates a stronger image. The actual foyer has a large Red Wolves logo embedded in a terrazzo flooring that greets visitors as they enter the building. A receptionist office now also connects to the lobby area, which holds all-new furniture and a plaque recognizing Charles and his wife, Kay.

A restructuring of the academic resource center, now known as Dawson's Den, has occurred, including a wallwrap celebrating academic success that is clearly visible for student-athletes working in the computer lab. Additionally, tutorial rooms and computer-work stations have been upgraded in this area, which also displays pictures of the most recent A-State graduates.

The names of the latest members of the Athletic Director's Honor Roll are also showcased in Dawson's Den. The area is named after Scott and Kay Dawson, longtime supporters of Red Wolves' athletics.





RED WOLVES LEADERSHIP ACADEMY

MEDIA




It is well-known that collegiate athletics departments across the country place a common emphasis on graduation, but Arkansas State has taken it a step further with its Red Wolves Leadership Academy that provides additional resources intended give its graduating student-athletes the best opportunities for job placement after their time as a student.

The Red Wolves Leadership Academy continued to strengthen with a study abroad component added in 2015 to foster global awareness, which is often cited by employers as a positive attribute they seek. During summer 2015, Arkansas State student-athletes took part in the first study abroad program offered by any university and their athletics department in the nation. The Red Wolves took the ground-breaking step by sending the group of student-athletes to London on a faculty-led academic program.

The program goes hand-in-hand with the Red Wolves Leadership Academy, designed with the sole purpose to obtain job placement for student-athletes upon graduation. For A-State Athletics, this is just one of the many ways it all comes back to providing the Red Wolves with the most comprehensive experiences possible to be successful in life.

Research conducted by UC Merced backs up what the A-State Athletics Department believes – adding the study abroad component to the Red Wolves Leadership Academy puts its student-athletes among the most desirable employees in the nation coming out of college and helps create global citizens. The UC Merced research also showed that 97 percent of study abroad students found employment within 12 months of graduation, while only 49 percent of college graduates found employment in the same period.





A Carnegie Research 2 university, Arkansas State University is the second-largest university in the state, and a leader in innovation and collaboration. A-State hosts the first osteopathic medical school in Arkansas, the New York Institute of Technology's College of Osteopathic Medicine, and opened the first U.S.-style residential campus in Mexico in fall of 2017. With its Discover 2025 Strategic Plan as its guide, A-State is engaged in creating new collaboration opportunities including the Center for No-Boundary Thinking, the recently established Institute for Rural Initiatives, and exploring a public-private partnership to bring the first College of Veterinary Medicine to the state. A-State is home to more than 13,000 current students from across America and around the world, and proud to have over 100,000 alumni who are #AStateMade.

Undergraduate experiences are highlighted for the last decade with the Create@State spring conference. Create@State participants have an advantage in achieving the graduate school of their choice, including continuing to advanced degrees at A-State. Research opportunities alongside our faculty are common at A-State with a student-driven research project launched by NASA to the International Space Station in 2022.

A-State begins its second decade offering online curriculum and course work, and remains the largest provider of 100% online degree programs based in the state with 99 degree programs and 18 more set to launch in the upcoming academic year.

Combined with hosting the region's first convention center, the Red Wolf Convention Center and Embassy Suites hotel, a one-mile radius on the A-State campus serves as the cultural hub of the region with the largest concert venue, First National Bank Arena, as well as the largest concert hall and theatre located at Fowler Center.

The Bradbury Art Museum is the region's leading visual arts facility. Arkansas State's Heritage Sites program operates four nationally or internationally known museum locations including the Johnny Cash Boyhood Home and the Hemingway-Pfeiffer Museum. And, the Arkansas State Museum located adjacent to the Dean B. Ellis Library is home to the only accredited natural history museum on a university campus in our state.

Among our academic divisions, the Neil Griffin College of Business is the first named college, and is home to the Delta Center for Economic Development, the Bob Wood Sales Leadership Center, the Women's Leadership Center, and one of the top rated online MBA programs in the region.



One of the region's centers of excellence in media and communication, Arkansas State's School of Media and Journalism is home to an accredited media programs whose students regularly take home national awards, the oldest NPR-member radio station west of the Mississippi (KASU) and a century-long tradition of a student-run newspaper, The Herald.

A-State's College of Nursing and Health Professions is nationally known with collaborative arrangements with NYIT's on-campus medical school. The College of Engineering and Computer Science is home to the Hytrol Materials Handling Laboratory. The College of Education and Behavioral Science operates the one of the largest early childhood services systems in the region.

A-State is the home of the Red Wolves, an FBS Division I athletics program, highlighted by making nine consecutive bowl appearances, back-to-back triple crown conference track titles for men and women, 14 consecutive NCAA bowling championship appearances including national runner-up in 2021, and recently earning both the Bubas Cup (awarded to the Sun Belt Conference's top all-sport award) as well as a record high student-athlete GPA in the same season. Arkansas State sponsors 16 varsity sports teams, including football, cross country, basketball, golf, indoor track, outdoor track and baseball for men; women athletes compete in soccer, outdoor track, cross country, indoor track, bowling, tennis, basketball, volleyball and golf. A-State also sponsors nationally competitive club sport teams like rugby, softball, competitive cheer and dance, and Esports that have earned national titles or national runner-up titles in recent years.





Jonesboro, home of Arkansas State University, weighs in as the largest city in Northeast Arkansas. As a matter of fact, if you form a triangle by connecting Little Rock, St. Louis and Memphis, Jonesboro stands out as the largest metropolitan city in what amounts to a 17,000 square mile triangular area.

Jonesboro is a great city of over 70,000, and is always ready to welcome incoming A-State students from the moment they arrive in town. The booming community has matured over the past half century into a regional center for cultural, educational, industrial, commercial, agricultural, communication, transportation, recreational and medical interests. It contains almost every convenience of a big city and every comfort of a small town.

The community is alive with cultural events such as the art exhibitions, theatrical and musical productions, not only on campus but in the city itself through the Jonesboro Fine Arts Council, NEA Foundation of Arts, the Forum and Northeast Arkansas Symphony.

Jonesboro is also the medical hub of northeast Arkansas and southeast Missouri, with two major hospitals and countless medical professionals. The city is also a shopping mecca, offering a modern business district as well as quaint downtown antique shops and restaurants.

One of the five largest cities in Arkansas, Jonesboro is located between the vast and fertile Mississippi River and the cultural and scenic richness of the Ozark Mountains. It is nestled about 70 miles west of Memphis, Tennessee, on the gentle slopes of Crowley's Ridge.

Jonesboro is a comfortable one hour drive from Memphis, two hours from Little Rock and four hours from St. Louis. The City and University have meshed resources in recent years and have truly become the "capital" of the northeast quadrant of the state.

Northeast Arkansas is a recreation haven for the person who enjoys water sports, fishing, hunting, and boating as well as the joys of unspoiled nature. Jonesboro and the surrounding area have an abundance of lakes, rivers, ponds, streams and forests to serve as nature's playgrounds for the avid outdoors person.





UNIVERSITY ADMINISTRATION

BOARD OF TRUSTEES

MEDIA



Christy Clark
Chair
Little Rock, Ark.



Price Gardner
Vice Chair
Little Rock, Ark.



Niel Crowson
Secretary
Jonesboro, Ark.



Jerry Morgan
Jonesboro, Ark.



Steve Eddington
Benton, Ark.



Bishop Robert G. Rudolph Jr.
Bryant, Ark.



Paul Rowton
Harrisburg, Ark.

UNIVERSITY VICE CHANCELLORS



Dr. Alan Utter
Provost and Executive Vice Chancellor Academic Affairs and Research



Dr. Len Frey
Executive Vice Chancellor Finance and Administration Chief Operating Officer



Jeff Purinton
Vice Chancellor Intercollegiate Athletics



Dr. Erika Krennerich Chudy
Vice Chancellor Advancement Director of Planned Giving



Dr. Thilla Sivakumaran
Vice Chancellor Enrollment Management and Global Outreach



Dr. Bill Smith
Chief Communications Officer



Dr. Martha Spack
Vice Chancellor Student Affairs Dean of Students



Dr. Lonnie Williams
Vice Chancellor Diversity and Community Engagement

INTERCOLLEGIATE ATHLETICS COMMITTEE

The Intercollegiate Athletics Committee (IAC) was formed in the spring of 1997. The IAC reviews and makes recommendations on issues involving the welfare of student-athletes, the role of athletics in campus life, and the athletics program's compliance with the university, conference, and NCAA regulations; serves as a search advisory committee for key athletics program personnel; reviews the role of existing and potential sports programs; and reviews the athletics budget. The committee reports to the Chancellor.



Dr. Charles L. Welch serves as president of the Arkansas State University System and as one of the state's leading advocates for higher education. He is also Past Chair of the Board of Directors of the American Association of State Colleges and Universities, a Washington, D.C.-based higher education association of nearly 400 public colleges, universities, and systems, and he serves on the Board of Directors of the American Council on Education.

Dr. Welch was named the second president of the ASU System in November 2010 and officially began his new position in April 2011. He is the youngest person to ever serve as president or chancellor of an Arkansas community college and is the youngest university president in Arkansas.

During his tenure, Dr. Welch has hired new chancellors for all seven of the system's campuses. Among the system's major expansion initiatives under his leadership are the merger of Mid-South Community College in West Memphis (now ASU Mid-South); the opening of NYIT College of Osteopathic Medicine at Arkansas State; opening of a \$100 million privately funded A-State campus in Queretaro, Mexico; the merger of College of the Ouachitas in Malvern (now ASU Three Rivers); and the merger of Henderson State University in Arkadelphia. Additionally, the ASU System office was relocated to Little Rock and expanded to enhance its statewide exposure and position in higher education leadership at the State Capitol.

He is co-chair of the executive council of the Arkansas Department of Higher Education. He previously served as president of Henderson, chancellor of the University of Arkansas Community College at Hope; vice chancellor for academic affairs at ASU-Beebe; and dean of university studies at Pulaski Technical College. Dr. Welch also worked at the University of Arkansas at Little Rock and has served as an instructor of education and political science at three different colleges in Arkansas.

A native of Jonesboro, Dr. Welch was a first-generation college student and the first member of either side of his extended family to receive a graduate degree. He received a Bachelor of Arts degree in political science from the University of Arkansas, where he served as president of the student body. He received a Master of Arts degree in political management from George Washington University and a Doctor of Education degree in higher education administration from UALR.

Dr. Welch is past president of the Arkansas Association of Two-Year Colleges and served as chairman of the board of the Arkansas Association of Public Universities. He serves on the Board of Directors for Goodwill Industries of Arkansas, is a former board member for the Arkansas Sheriffs' Youth Ranches, and was inducted into the Arkansas Boys State Hall of Fame. *AY Magazine* named Welch as one of the "Powerful Men of 2013", and in 2005, *Arkansas Business* selected Welch to "40 Under 40," which profiled 40 "intriguing business and political leaders under age 40." His experience in the governmental affairs arena includes serving as a White House intern and on the staffs of U.S. Sen. David Pryor and then-U.S. Rep. Blanche Lincoln.

Dr. Welch and his wife, Mandy, are the parents of three daughters: Wheatley Grace, Emma Caroline, and Ava Claire.



ARKANSAS STATE CHANCELLOR **DR. TODD SHIELDS**

MEDIA



An academic administrator, a nationally known scholar and an unabashed champion for students, staff and faculty, Dr. Todd Shields was named the fourth appointed chancellor and the 14th individual to lead Arkansas State University.

He spent many years at the University of Arkansas where he rose through the ranks to serve as dean of the largest academic unit in Fayetteville. Shields' depth of academic administrative experience spans from department chair to research centers and from deanships of individual colleges to divisions touching all corners of the university. His two most recent academic appointments, dean of the Graduate School and International Education (GSIE) and dean of the Fulbright College of Arts and Sciences, illustrate his leadership strength.

One of Shields' signature contributions to UA was the creation of a School of Art within the college, bolstered by significant endowment gifts to fund construction of a new campus space that serves as a partnership with the city of Fayetteville. A \$120 million gift from the Walton Family Charitable Support Foundation established the School of Art, with a following \$70 million total in support from the Windgate Foundation for the 154,600-square-foot Windgate Studio + Design Center, which anchors a new

art district redevelopment south of the campus core on Dr. Martin Luther King Jr. Boulevard. He also secured \$90 million in software and equipment gifts to programs throughout the Fulbright College.

As the dean of GSIE, Shields collaborated with administration, deans, faculty and staff in every college at UA. He also served as a leader for Fayetteville's Rome Center, a campus hub in the Italian capital. Among the key achievements as graduate dean was increasing overall graduate school enrollment and the number and diversity among international students. During this time, Shields was also responsible for overseeing reviews of all programs across the campus, involving him in a wide range of academic areas from business to education, from architecture to the health professions.

Shields played a pivotal role in the creation of the Diane D. Blair Center of Southern Politics and Society, serving as the founding director of the interdisciplinary research center. Building upon his previous experience as the associate director of the Fulbright Institute of International Relations, the Blair Center became an established resource for programing, curriculum, research and polling for the state and region. Shields followed his time as department chair and Blair Center director with a year as the associate dean of the President William Jefferson Clinton School of Public Service in Little Rock.

He began his academic career as an assistant professor in political science at Arkansas in 1994, and was promoted to associate professor in 1999. He joined the Fulbright Institute of International Relations as its associate director in 2000, and in 2005 became a full professor in political science. For eight years, he also concurrently



chaired the political science department at UA.

Concurrent with his time at the Clinton School, Shields was first appointed interim dean in 2010-11, then permanent dean of GSIE the following academic year. Along with the graduate school, he also supervised international students, study abroad and sponsored international programs on the UA campus.

In 2013, Shields was named interim Fulbright dean, then the permanent dean in July 2014 where he led the college until departing UA to become chancellor at A-State. Fulbright College's three schools, 16 academic departments and 10 research centers span 30 academic programs.

Among numerous achievements during his time as the Fulbright dean was the creation of the Fulbright College Student Success Center. Some of the key retention-based programs included Destination Arkansas Blackboard Assignment to provide orientation to all first-year students, Strategies for Success (S4S) which was a zero-credit course offered to all UA students who fell into academic probation in their first semester to create a plan to improve their academics, and a Life Strategies and Career Awareness Course to improve student achievement. One of the key outcomes of the Student Success Center was a reduction of low grades and failure rates in the college's core courses and increases in first year retention.

He is the co-author of three significant books related to electoral politics: *The Long Southern Strategy: How Chasing White Voters in the South Changed American Politics* (2019); *The Persuadable Voter: Wedge Issues in Presidential Campaigns* won the 2009 Robert E. Lane Award for the best book in political psychology; and his

first book *Money Matters: Campaign Finance Reform and Congressional Elections* was published in 1999. He is also an editor on six other books, has published more than 40 articles and made more than 50 presentations in his research areas of data analytics, public opinion, and election strategies. His efforts have also resulted in more than \$25 million in grants and research support as a principal or co-principal investigator.

He was recently appointed by Governor Asa Hutchinson to serve on the newly reinstated Arkansas Commission on the Status of Women where he serves as co-chair of the subcommittee on research and writing alongside A-State Graduate School Dean Cherrisse Jones-Branch.

Shields earned a Bachelor of Arts in political science and a Bachelor of Arts in psychology in 1990 at Miami University in Oxford, Ohio. He continued his education at the University of Kentucky where he received his Master of Arts in political science in 1991 and his Ph.D. in 1994. In addition, Shields participated in Ohio State University's Summer Institute in Political Psychology in 1993 and Harvard University's Management Development Program in Higher Education in the summer of 2006.

He and his wife, Karen, have two adult children, Savvy and Dane.



VICE CHANCELLOR FOR INTERCOLLEGIATE ATHLETICS **JEFF PURINTON**

MEDIA



Arkansas State University System President Dr. Chuck Welch announced May 4, 2022, that Jeff Purinton, a highly-respected and veteran athletics administrator who most recently spent the last seven years as part of the Alabama Athletics Department's executive staff, has been named the Red Wolves' Vice Chancellor for Intercollegiate Athletics.

Purinton comes to A-State following a 15-year stint at the University of Alabama, but his path to Jonesboro also included professional stops working with the Orange Bowl Committee (2006-07) and the Florida State Athletics Department (1994-2006) while also having a national presence on multiple college football committees.

Purinton most recently served as Alabama's Executive Deputy Director of Athletics after being elevated to the position in 2021, but also held Deputy AD (2019-21), Executive Associate AD (2018-19), Senior Associate AD (2015-18) and Associate Athletics Director for Football Communications (2007-15) titles during his time with the Crimson Tide.

While operating as Executive Deputy Director of Athletics, Purinton was the sport administrator for football as well as the men's and women's golf programs after previously overseeing men's basketball. Additionally, he supervised several departments within athletics, including human resources, marketing and trademark licensing and was the liaison to Crimson Tide Sports Marketing, Alabama's LEARFIELD property.

When current Alabama Director of Athletics Greg Byrne was hired to lead the Crimson Tide in 2017, Purinton was charged with the creation and implementation of the department's new strategic plan. He served on the leadership group that helped develop and launch the department's new fundraising initiative (The Crimson Standard) with a 10-year

goal of raising \$600 million. The first phase of the campaign included renovations to both football locker rooms, the Sports Science Center at the Mal M. Moore Athletic Facility, Rhoads Softball Stadium, as well as recruiting and premium areas at Bryant-Denny Stadium.

Alabama football won six national championships in Purinton's time at UA and took home numerous team and individual national awards. Widely known as one of the best venues in college football, Purinton oversaw the revision of the football game-day production in 2017, improving the overall atmosphere and interaction from the crowd at Bryant-Denny Stadium. Part of that process included the implementation of new LED stadium lighting in 2019, which received positive reviews from both the players and fans.

In March of 2019, Purinton assisted Byrne in the search for a new head men's basketball coach that resulted in the hiring of Nate Oats from Buffalo. In Oats' second season at Alabama (and first full season), the 2020-21 team won both the regular-season and Southeastern Conference Tournament championships for the first time in 30 years and later advanced to the NCAA Sweet 16 and finished No. 5 in the final national rankings. Herb Jones was named SEC Player of the Year and earned All-America honors, while Oats was voted the SEC Coach of the Year. The 2021-22 squad once again advanced to the NCAA Tournament. In 2018, the Tide men's basketball team received an NCAA Tournament bid for the first time since 2012 and earned its first NCAA win since 2006.

In addition to working with several of Alabama's successful athletics teams, Purinton was the department oversight to one of the top Learfield/IMG College groups in the nation in Crimson Tide Sports Marketing. CTSM was selected as the 2017 Learfield Property of the Year after setting record-highs in revenue generation. Alabama has also ranked in the top two in royalties generated among the Collegiate Licensing Company's partner institutions each of the last 11 years and was No. 1 in five of the last six seasons.

In 2021, Alabama football's social media accounts each eclipsed the 1 million follower threshold, becoming the only college athletics team to reach this feat on Facebook, Twitter and Instagram. Combined, Alabama athletics social channels generated north of 1.1 billion impressions in 2020. With ties to social media and some of the other external units, Purinton is on the department's committee responsible for Alabama's plan for

VICE CHANCELLOR FOR INTERCOLLEGIATE ATHLETICS **JEFF PURINTON**



MEDIA

name, image and likeness and assisted with the creation of The Advantage, a comprehensive program that provides Tide student-athletes with the education and tools necessary to build and elevate their personal brands.

Purinton was hired at Alabama in the summer of 2007 as the Associate Athletics Director for Football Communications, handling all external areas of the program for Coach Nick Saban. He has coordinated each of the 12 ESPN College GameDay visits to Tuscaloosa as Alabama has hosted the show more than any other school during that time frame. In addition to building and maintaining relationships with national media and the marketing/promotion of Crimson Tide football, Purinton helped strategize and implement plans for the Crimson Caravan (spring booster tour). He was promoted to oversee all external areas within the department as well as the Crimson Tide Celebrity Golf Tournament beginning in June of 2015.

In 2006, Purinton was hired by the Orange Bowl Committee (OBC) as the Director of Media Relations and Communications. That year, the OBC eclipsed attendance and revenue goals for the Basketball Classic, Fan Fest, Pre-game Tailgate Party and Fed Ex Orange Bowl (Louisville versus Wake Forest). Purinton also produced a weekly Orange Bowl radio show and a television program that featured the bowl-sponsored youth football initiative. He led planning for the 2009 BCS National Championship Game which included a \$1.4 million media budget.

Prior to the Orange Bowl and Alabama, Purinton spent more than a decade at Florida State University working in various roles in the athletics department. He began as a student assistant in sports information during his undergraduate years, and followed up as a graduate assistant in 1998. He was promoted to a full-time role as assistant SID in 1999, where he worked directly with two of the winningest coaches in college history in Head Football Coach Bobby Bowden and Head Baseball Coach Mike Martin. In addition to the baseball and football SID duties, Purinton was the travel advance coordinator for the football program from 1999-2006.

In total, Purinton worked with 12 bowl teams at FSU including the 2000 Sugar Bowl where FSU defeated Virginia Tech to win the 1999 national title. He made two trips to the College World Series as the SID for the Seminole baseball program (1999 and 2000). In the 1999 season with FSU baseball, Marshall McDougall set the NCAA record with six

home runs in a single game, and that team went on to finish runner-up at the national championship. From 2004-06, Purinton was the primary Sports Information Director for football.

Purinton has served on several College Football National Championship Game media coordination committees while working at Alabama and the Orange Bowl and was a member of the College Football 150th Anniversary Committee. He has successfully helped promote four Heisman Trophy winning campaigns (Chris Weinke at Florida State; Mark Ingram, Derrick Henry, DeVonta Smith at Alabama) along with a Campbell Trophy winner (Barrett Jones at Alabama).

Purinton is a member of the National Association of Collegiate Director of Athletics and the Football Writers Associate of America. He was a 2019 NEXT UP honoree by CollegeAD and was selected to attend the NACDA AD Mentoring Institute (2017 & 2019) and the Lead1 Institute (2018). From 2016-17, Purinton served as the athletics department coordinator for the University's United Way campaign.

A native of Palatka, Fla., Purinton received his bachelor's degree in sports management and master's in athletics administration at Florida State University. He and his wife Julie have two daughters, Jillian and Josie.





MEDIA INFORMATION

PRINT/ONLINE MEDIA

Jonesboro Sun

P.O. Box 1249, Jonesboro, AR 72403
870-935-5525 (Phone), 870-935-5823 (Fax)
sports@jonesborosun.com

Arkansas Democrat-Gazette

P.O. Box 2221, Little Rock, AR 72203
501-378-3411 (Phone), 501-375-4521 (Fax)
sports@arkansasonline.com

Associated Press

10802 Executive Center Dr., Suite 100
Little Rock, AR 72211
501-225-3668 (Phone), 501-225-3249 (Fax)

The Herald

P.O. Box 1930, State University, AR 72467
870-972-3075 (Phone), 870-910-8042 (Fax)
herald@astate.edu

Memphis Commercial Appeal

495 Union Avenue, Memphis, TN 38101
800-444-6397 (Phone), 901-529-2362 (Fax)
sports@gomemphis.com

Stephens Media Group

401 South Victory, Little Rock, AR 72201
501-734-0699 (Office), 501-374-0860 (Fax)

SportingLifeArkansas.com

6834 Cantrell Road, STE 367 Little Rock, AR 72207
888-825-2062 (Phone)
simon.lee@sportinglifearkansas.com

AStateNation.com

501-680-7335 (Phone)
jeff@arkst.com

RedWolfReport.com

870-370-6410 (Phone)
luke@arkansasvarsity.com

TELEVISION

KAIT-TV (ABC/NBC)

P.O. Box 790, Jonesboro, AR 72403
870-931-8888 (Phone), 870-933-8058 (Fax)
sports@kait8.com

KJNB-TV (CBS/FOX)

2400 E. Highland Dr., Jonesboro, AR 72401
901-896-6088 (Phone), 870-933-8058 (Fax)
sports@kjnb.com

ASU-TV

P.O. Box 2160, State University, AR 72467
870-972-3070 (Phone), 870-972-3828 (Fax)
ccpillow@astate.edu

KARK-TV (NBC)

1401 West Capitol Ave., Suite 104
Little Rock, AR 72201
501-340-4444 (Phone), 501-375-1961 (Fax)
sports@kark.com

KATV-TV (ABC)

401 South Main, Little Rock, AR 72201
501-372-7777 (Phone), 501-324-7546 (Fax)
sports@katv.com

KTHV-TV (CBS)

8th & Izard, Little Rock, AR 72203
501-244-4572 (Phone), 501-376-1645 (Fax)
sports@todaysthv.com

KLRT-TV (FOX)

10800 Colonel Gleen Road, Little Rock, AR 72204
501-217-4257 (Phone), 501-227-0855 (Fax)
sports@fox16.com

WREG-TV (CBS)

803 Channel 3 Drive, Memphis, TN 38104
901-527-9336 (Phone), 901-577-0198 (Fax)
gleen.carver@wreg.com

WMC-TV (NBC)

1960 Union Avenue, Memphis, TN 38104
901-726-0416 (Phone), 901-278-7633 (Fax)
jgreer@wmcstations.com

WHBQ-TV (FOX)

485 S. Highland Street, Memphis, TN 38111
901-320-1313 (Phone), 901-320-1366 (Fax)
Peter.Fleischer@coxinc.com

WPTY-TV (ABC)

2701 Union Extended, Memphis TN 38112
901-323-2430 (Phone), 901-452-1820 (Fax)
eyewitnessnews@abc24.com

RADIO

KASU (91.9 FM)

P.O. Box 2160, State University, AR 72467
870-972-3070

East Arkansas Broadcasters

403 West Parker Road, Jonesboro, AR 72401

KWHF (95.9 FM) | 870-934-5009

KBTM (1230 AM & 101.3 FM) | 870-935-5597

KFIN (107.9 FM) | 870-932-1079

KIYS (101.7 FM) | 870-935-5598

KNEA (970 AM & 95.3 FM) | 870-932-8400

Jonesboro Radio Group

314 Union, Jonesboro, AR 72401

KDXY (104.9 FM) | 870-933-8800

KEGI (100.5 FM) | 870-934-5009

ESPN Radio (92.7 FM) | 870-933-8800

KJBX (106.3 FM) | 870-933-8800

KDXY-HD2 (107.5 FM) | 870-933-8800

KJBX-HD2 (98.5 FM) | 501-823-0933

KKSP The Source (93.3 FM) | 501-823-0933

KPOC/KRLW (103.1 FM & 1320 AM) | 870-886-6666

KABZ (103.7 FM The Buzz) | 501-661-1037

ESPN Radio (730 AM) | 901-522-1919

WHBQ (Sports 560 AM) | 901-522-1919