

ARKANSAS STATE FOOTBALL



ARKANSAS STATE

2022

MEDIA GUIDE



Butterfield

BUTCH JONES

HEAD FOOTBALL COACH

12 SEASONS AS
HEAD COACH

6X TOP 25
NATIONAL FINISHES

8 BOWL GAME
APPEARANCES

4X CONFERENCE
CHAMPIONS

6 BOWL GAME
WINS

2X CONFERENCE
COACH OF THE YEAR

86 CAREER
VICTORIES

3X TOP 5 NATIONAL
RECRUITING CLASSES

2X 10+ WIN
SEASONS

5X 9+ WIN
SEASONS

7X 8+ WIN
SEASONS

- HAS LED THREE PROGRAMS TO A TOP 25 FINISH

- PROGRAMS HAVE ACHIEVED RECORDS FOR
HIGHEST GRADUATION RATES AND GPAS

85+ PLAYERS PLACED
IN THE 

2  1ST ROUND
DRAFT PICKS

31  DRAFT PICKS

Butch Jones





INTRODUCTION 1-6

- 1-2 Table of Contents
- 3-4 Quick Facts
- 5 Red Wolves at a Glance
- 6 Schedule

THIS IS A-STATE 7-29

- 7-8 Centennial Bank Stadium
- 9 Centennial Bank Athletics Operations Center
- 10 Heritage Hall
- 11 Auditorium
- 12 Locker Room
- 13 Players Lounge
- 14 Recruiting Room
- 15 Athletics Performance
- 16 Sports Medicine
- 17 South End Zone Complex
- 18 Student Activity Center
- 19 Academics
- 20 Red Wolves Leadership Academy
- 21 Community Service
- 22 Ring of Honor
- 23 Larry Lacewell MVP Award
- 24-25 Game Day at A-State
- 26-27 Nine Consecutive Bowl Games
- 28-29 Five-Time Sun Belt Champions

PLAYERS 30-77

- 30-32 Alphabetical Roster
- 33-35 Numerical Roster
- 36-77 Meet the Red Wolves

STAFF 78-110

- 78-81 Head Coach Butch Jones
- 82-83 Rob Harley
- 84-85 Keith Heckendorf
- 86-87 Marquase Lovings
- 88-89 Matt Limegrover

- 90-91 Vinson Reynolds
- 92-93 Jake Schoonover
- 94-95 Derrick Lett
- 96 Andy Kwon
- 97 Jon Shalala
- 98-99 Jay Simpson
- 100 Jeff Jones
- 101-110 Support Staff

2021 REVIEW 111-151

- 111 Game 1: Central Arkansas
- 112 Game 2: Memphis
- 113 Game 3: Washington
- 114 Game 4: Tulsa
- 115 Game 5: Georgia Southern
- 116 Game 6: Coastal Carolina
- 117 Game 7: Louisiana
- 118 Game 8: South Alabama
- 119 Game 9: Appalachian State
- 120 Game 10: ULM
- 121 Game 11: Georgia State
- 122 Game 12: Texas State
- 123 2021 Results
- 124-125 Team Statistics
- 126 Opponent Statistics
- 127-133 Individual Statistics
- 134 Team Game Highs
- 135 Team Game Lows
- 136 Opponent Game Highs
- 137 Opponent Game Lows
- 138 Individual Game Highs
- 139 Red Zone Results
- 140 Quarter Statistics
- 141 Team Game-By-Game Comparison
- 142-145 2021 Sun Belt Conference Review
- 146-151 2021 Sun Belt Conference Statistics



TABLE OF CONTENTS



RESULTS 152-199

- 152-157** Results vs All Opponents
- 158-171** All-Time Series Results
- 172-174** Yearly Results
- 175-196** Year-by-Year Results
 - 197** By the Decade
 - 198** Homecoming Results
 - 199** Results vs AP Ranked Opponents

RECORDS 200-252

- 200-203** Total Offense Records
- 204-208** Rushing Records
- 209-213** Passing Records
- 214-216** Receiving Records
- 217-222** Scoring Records
- 223-224** Punting Records
- 225-226** Punt Return Records
- 227-229** Kickoff Return Records
- 230-235** Defensive Records
 - 236** Miscellaneous Records
- 237-240** Opponent Records
- 241-243** Postseason Records
- 244-245** Centennial Bank Stadium Records
- 246-247** Attendance Records
- 248-249** Coaching Records
 - 250** Assistant Coaches
- 251-252** Yearly Statistics

HISTORY 253-319

- 253-256** All-Americans
- 257-258** Watch List Honorees
- 259-270** Honors & Awards
- 271-272** Red Wolves in the NFL
 - 273** Red Wolves in the Super Bowl
 - 274** Red Wolves in the Pro Bowl
- 275-276** Red Wolves in the NFL Draft
- 277-279** Postseason History

- 280** 2005 New Orleans Bowl
- 281** 2012 GoDaddy.com Bowl
- 282** 2013 GoDaddy.com Bowl
- 283** 2014 GoDaddy Bowl
- 284** 2015 GoDaddy Bowl
- 285** 2015 New Orleans Bowl
- 286** 2016 Cure Bowl
- 287** 2017 Camellia Bowl
- 288** 2018 Arizona Bowl
- 289** 2019 Camellia Bowl
- 290-296** All-Time Conference Standings
- 297-316** All-Time Lettermen
- 317-319** A-State Hall of Honor

MEDIA 320-334

- 320-321** Athletics Facilities
- 322-323** Arkansas State University
 - 324** University Administration
 - 325** President Dr. Charles L. Welch
- 326-327** Chancellor Dr. Todd Shields
- 328-329** VC for Intercollegiate Athletics Jeff Purinton
- 330-333** Media Information
 - 334** City of Jonesboro

CREDITS

The 2022 Arkansas State football reference guide is a publication of the Arkansas State University Athletics Media Relations Office. Copy, design and layout by Associate Director of Media Relations, Mark Taylor. Cover design by Julian Aguilar. Editorial assistance from Media Relations Director Jerry Scott, Assistant Director Caleb Garner and Jen Hannah. Photos courtesy of Travis Clayton, Justin Manning, Nelson Chenault, Jonesboro Sun, Jonesboro Regional Chamber of Commerce, City of Jonesboro, Sun Belt Conference, John Bunch, A-State Media Relations.



UNIVERSITY INFORMATION

Location: Jonesboro, Ark.
Nickname: Red Wolves
Enrollment : 13,772
Colors: Scarlet & Black
Founded: 1909
Stadium: Centennial Bank Stadium
Field: Allison Field
Capacity: 30,382
Affiliation: NCAA FBS
Conference: Sun Belt
President: Dr. Charles L. Welch
Chancellor: Dr. Todd Shields
VC for Intercollegiate Athletics: Jeff Purinton
Athletic Department Phone: 870-972-3880
Athletic Web Site: AStateRedWolves.com
Athletics Twitter/Facebook: @AStateRedWolves
Football Twitter: @AStateFB
Football Facebook: AStateRedWolvesFootball

A-STATE FOOTBALL HISTORY

First Year of Football: 1911
All-Time Record: 487-510-37
All-Time Bowl & Playoff Record: 13-13-1
All-Time Bowl Record: 8-8-1
All-Time Bowl Games by Season:
 Camellia Bowl (2017, 2019)
 Arizona Bowl (2018)
 Cure Bowl (2016)
 New Orleans Bowl (2005, 2015)
 GoDaddy Bowl (2011, 2012, 2013, 2014)
 Pecan Bowl (1968, 1969, 1970)
 Tangerine Bowl (1951, 1953)
 Refrigerator Bowl (1951, 1952)
Last Postseason Appearance:
 2019, Camellia Bowl
 Arkansas State 34, FIU 26
All-Time Conference Championships: 12
 Sun Belt (5) - 2011, 2012, 2013, 2015, 2016
 Southland (7) - 1968, 1969, 1970, 1975, 1978,
 1985, 1986

2022 TEAM INFORMATION

2021 Record: 2-10
Conference Record/Finish: 1-7 (5th West)
Lettermen Returning: 41
 17 offense | 21 defense | 3 special teams
Lettermen Lost: 34
 15 offense | 18 defense | 1 special teams
Starters Returning: 8 (4 offense | 4 defense)
 Offense: Jeff Foreman (WR), Te'Vailance Hunt (WR), Ethan Miner (OL), Emmanuel Stevenson (TE)
 Defense: Kivon Bennett (LB), Jaden Harris (LB), Samy Johnson (CB), Leon Jones (CB)

Starters Lost: 14 (7 offense | 7 defense)
 Offense: Andre Harris Jr. (OL), Layne Hatcher (QB), Wyatt Luebke (OL), Lincoln Pare (RB), Corey Rucker (WR), Ivory Scott (OL), Jacob Still (OL)
 Defense: Elery Alexander (S), Caleb Bonner (LB), Terry Hampton (DL), Joe Ozougwu (DE), Vidal Scott (DL), Anthony Switzer (LB), Jarius Reimonenq (DB)

COACHING STAFF

Head Coach:
 Butch Jones (Ferris State, 1990)
Record at A-State (Yrs): 2-10 (1)
Career Record (Yrs): 86-64 (12)
Associate HC/RBs: Marquase Lovings
Assistant HC/Defensive Coordinator: Rob Harley
Offensive Coordinator/QBs: Keith Heckendorf
Offensive Line: Andy Kwon
Wide Receivers: Derrick Lett
Run Game Coordinator/TEs: Matt Limegrover
Defensive Run Game Coord./DL: Vinson Reynolds
Linebackers: Jon Shalala
Defensive Pass Game Coord./DBs: Jay Simpson
Special Teams Coord./Safeties: Jake Schoonover
Offensive Grad Assistant: Chance Hall
Offensive Grad Assistant: Manny Miles
Defensive Grad Assistant: Adam Lovan
Defensive Grad Assistant: Zac Sias

SUPPORT STAFF

Director of FB Operations: Blake Jackson
Assistant AD for Player Personnel: Matt Wilson
Director of Player Welfare & Development: Robert Garth
Director of Scouting: Keith Stevens
Director of On-Campus Recruiting & Events: Bronte Zlomek
Defensive Analyst: Zac Jancek
Offensive Quality Control: Shane Dowty
Offensive Quality Control: Alex Jones
Defensive Quality Control: Jack Mullen
Special Teams Quality Control: Kody Schexnayder
Special Assistant to HC/Offensive Analyst: Kevin Wewers
Asst. AD of Athletic Performance: Jeff Jones
Asst. AD for Sports Medicine: Ron Carroll
Head Certified Athletic Trainer: Eric Ennis
Head Equipment Manager: Carter Banks
Assistant Director of Football Operations: Mike Wagner
Director of Football Technology: Aaron Corniel
Director of Creative Video: Ciaran Dooley
Graphic Designer: Julian Aguilar
Head of Team Security: Robert Speer
Recruiting Personnel Graduate Assistant: Patrick Jefferis
Football Operations Graduate Assistant: Sam Brody



QUICK FACTS



MEDIA RELATIONS

SID Main Phone: 870-972-2541

Fax: 870-972-3367

Press Box Phone: 870-972-2541

Associate AD/SID: Jerry Scott

Office Phone: 870-972-3405

Cell Phone: 870-243-6021

E-Mail: jscott@astate.edu

Associate SID: Mark Taylor

Office Phone: 870-972-3547

Cell Phone: 870-219-5705

E-Mail: martaylor@astate.edu

Assistant SID: Caleb Garner

Office Phone: 870-972-2707

Cell Phone: 870-316-3382

E-Mail: rgarner@astate.edu

Asst. Dir. of Creative Media and Live Event

Content: Payton Burr

Director of Broadcasting: TBA

Engineer: Ethan Ferren

IMPORTANT NUMBERS

Athletics Department: 870-972-3880

Football Office: 870-972-2082

Football Fax: 870-972-2797

Sun Belt Office: 504-299-9066

Sun Belt Fax: 504-299-9068

Football Video Footage: 870-972-8004

RADIO INFORMATION

Radio: EAB Red Wolves Sports Network
Jonesboro, Ark. | KFIN 107.9 FM (Flagship)

Play-by-Play: Matt Stolz

Cell Phone: 870-273-5028

E-Mail: mattstolz@eabjonesboro.com

Analyst: Phillip Butterfield

Cell Phone: 501-538-4609

E-Mail: pbutterfield11@gmail.com

Sideline: Brad Bobo

Cell Phone: 870-236-0363

E-Mail: bobo@eabjonesboro.com



RETURNING TEAM STATISTICAL LEADERS

Pass Completions: James Blackman (109)
Pass Yds: James Blackman (1344)
Pass TDs: James Blackman (8)
Total Offense: James Blackman (1305)
Rushing Attempts: Johnnie Lang Jr. (65)
Rushing Yards: Johnnie Lang Jr. (263)
Rushing TDs: N/A
Receptions: Te'Vailance Hunt (51)
Receiving Yards: Te'Vailance Hunt (740)
Receiving TDs: Te'Vailance Hunt (6)
All-Purpose: Te'Vailance Hunt (740)
Kickoff Return: N/A
Field Goals: N/A
Scoring: Te'Vailance Hunt (36)
Tackles: Kivon Bennett (58)
TFL: Kivon Bennett (16.5)
Sacks: Kivon Bennett (8.0)
Interceptions: Samy Johnson (3)

LOST TEAM STATISTICAL LEADERS

Pass Completions: Layne Hatcher (201)
Pass Yds: Layne Hatcher (2423)
Pass TDs: Layne Hatcher (19)
Total Offense: Layne Hatcher (2369)
Rushing Attempts: Lincoln Pare (107)
Rushing Yards: Lincoln Pare (455)
Rushing TDs: Lincoln Pare (1) Alan Lamar (1)
Receptions: Corey Rucker (59)
Receiving Yards: Corey Rucker (826)
Receiving TDs: Corey Rucker (9)
All-Purpose: Alan Lamar (1657)
Kickoff Return: Alan Lamar (1307)
Field Goals: Blake Grupe (20-25)
Scoring: Blake Grupe (91)
Tackles: Elery Alexander (85)
TFL: Joe Ozougwu (16.0)
Sacks: Joe Ozougwu (7.5)
Interceptions: Elery Alexander (2)

RETURNING NCAA STATISTICAL LEADERS

Punt Return TDs (5): Johnnie Lang Jr. (1)
Tackles for Loss (13): Kivon Bennett (1.4)
Punt Returns (24): Johnnie Lang Jr. (8.1)
Yards Per Reception (25): Jeff Foreman (17.94)
Interceptions/Game (30): Samy Johnson (0.3)

LOST NCAA STATISTICAL LEADERS

Combined Kick Returns (1): Alan Lamar (1,307)
Kickoff Return TDs (2): Alan Lamar (2)
Field Goals/Game (12): Blake Grupe (1.67)
Tackles For Loss (16): Joe Ozougwu (1.3)
Fumbles Recovered (22): Elery Alexander (2)



SCHEDULE

2022 SCHEDULE

Date	Opponent (2021 Record)	2021 Bowl (W/L)	Series Record	Last Meeting
Sept. 3	Grambling State (4-7)	-----	A-State leads 1-0	1985: 10-7, W
Sept. 10	at Ohio State (11-2)	Rose Bowl (W)	First Meeting	-----
Sept. 17	at Memphis (6-6)	Hawai'i Bowl (C)	MEM leads 30-24-5	2021: 50-55, L
Sept. 24	at Old Dominion* (6-7)	Myrtle Beach Bowl (L)	First Meeting	-----
Oct. 1	ULM* (4-8)	-----	A-State leads 30-14	2021: 27-24, W
Oct. 8	James Madison* (12-2)	-----	First Meeting	-----
Oct. 15	at Southern Miss* (3-9)	-----	USM leads 9-2	2008: 24-27, L
Oct. 22	at Louisiana* (13-1)	New Orleans Bowl (W)	LA leads 28-21-1	2021: 27-28, L
Oct. 29	South Alabama* (5-7)	-----	A-State leads 6-4	2021: 13-31, L
Nov. 12	UMass (1-11)	-----	First Meeting	-----
Nov. 19	at Texas State* (4-8)	-----	A-State leads 6-3	2021: 22-24, L
Nov. 26	Troy* (5-7)	-----	A-State leads 10-7	2020: 10-38, L

* Sun Belt Conference Game

2021 RESULTS (2-10, 1-7 SUN BELT)

Date	Opponent	Result	Attendance	Site
Sept. 4	Central Arkansas	40-21, W	15,662	Jonesboro, Ark.
Sept. 11	Memphis	50-55, L	19,501	Jonesboro, Ark.
Sept. 18	at Washington	3-52, L	58,772	Seattle, Wash.
Sept. 25	at Tulsa	34-41, L	14,881	Tulsa, Okla.
Oct. 2	at Georgia Southern*	33-59, L	16,377	Statesboro, Ga.
Oct. 7	Coastal Carolina*	20-52, L	12,086	Jonesboro, Ark.
Oct. 21	Louisiana*	27-28, L	7,138	Jonesboro, Ark.
Oct. 30	at South Alabama*	13-31, L	15,043	Mobile, Ala.
Nov. 6	Appalachian State*	14-48, L	9,762	Jonesboro, Ark.
Nov. 13	at ULM*	27-24, W	12,010	Monroe, La.
Nov. 20	at Georgia State*	20-28, L	14,273	Atlanta, Ga.
Nov. 27	Texas State*	22-24, L	3,116	Jonesboro, Ark.

* Sun Belt Conference Game



CENTENNIAL BANK STADIUM



A-STATE



Thanks to one of two \$5 million gifts - the largest individual donation in A-State Athletics history - by alumnus Johnny Allison, a “Centennial Expansion” construction and renovation project to Centennial Bank Stadium’s press box and west-side concourse took place prior to the 2015 season.

The entire project, including the press box and concourse, covered 40,000 square feet. The Centennial Expansion project included a complete overhaul to the stadium press box, expanding it from 7,120 to 36,000 square feet.

The face of the stadium has been redesigned to include 42 loge boxes, 20 suites, a club area covering close to 8,000 square feet and 344 club seats in its revenue-generating areas.

Not only has depth been added to the press box, it now spans from approximately the 15-to-15 yard lines, allowing for enhanced media, coaching, broadcasting, control booth and camera areas.

The project also called for major improvements and additions to the concourse bathrooms, concessions, official gear and apparel shop and gating and ticketing areas that have improved the game-day experience for all A-State fans.

A-State partnered with Daktronics Inc. prior to the start of the 2014 season to install an approximately 1,600-square foot LED video display scoreboard in Centennial Bank Stadium’s south end zone, along with a custom audio system, play clocks and locker room clocks.

The south end zone display measures approximately 32 feet high by 50 feet wide and features a 15HD pixel layout. A Daktronics standard fixed-digit scoreboard measuring eight feet high by 32 feet wide was installed in the north end zone at the same time.





CENTENNIAL BANK STADIUM

A-STATE



A-State's first game at Centennial Bank Stadium was played Sept. 28, 1974. The stadium, which now seats 30,382, has undergone several renovations since then.

Most recently, construction of the two-level 66,500 square foot Centennial Bank Athletics Operations Center in the north end zone was completed prior to the start of the 2019 season. As part of the same project, new premium seating areas were built and in place for the 2018 season.

A-State originally transitioned from a grass field to an artificial playing surface prior to the 2006 season and upgraded to a state-of-the-art GEO Surfaces field turf in 2010. A new field was installed the summer prior to the start of the 2016 season. The multi-use surface provides year-round training opportunities for other A-State sports in addition to the school's football program.

A three-story football complex was built in the stadium's south end zone in 2002, which followed a stadium expansion in 1991 that raised the seating from 16,343 to 30,406.

Facts and Figures

Opened: 1974

Original Cost: \$2,500,000
(\$1.4 million raised by friends and alumni)

Original Capacity: 16,343
(revised to 18,709 in 1980)

Current Capacity: 30,382
(enlargement completed in 1991)

Surface: Field turf installed in 2006, 2010 and 2016; formerly bermuda grass through 2005 season

Seasons Played: 48 *(through 2021)*

Games Played: 252

A-State Record: 164-87-1

Total Cumulative Attendance: 3,838,436

Largest Crowd: 31,243 *(Dec. 1, 2012 vs MTSU)*

Best Average Attendance (season): 26,398
(2012)

First Game: Sept. 28, 1974
(Louisiana Tech 21, Arkansas State 7)

First Arkansas State Victory: 2nd game
(Oct. 5, 1974; A-State 14 Eastern Michigan 7)

Dedication Game: Nov. 2, 1974
(A-State 17, ULM 14)

First Game on ProGreen Turf: Sept. 2, 2006
(Arkansas State 14, Army 6)

First Score: Sept. 28, 1974 *(opening game);*
TE Mike Barber 13-yd TD catch from Steve Haynes *(Louisiana Tech)*

First A-State Score: Sept. 28, 1974
(opening game); fullback Stan Winfrey one-yard TD run vs Louisiana Tech

CENTENNIAL BANK ATHLETICS OPERATIONS CENTER



A-STATE



Construction on a two-level 66,500-square foot football facility in Centennial Bank Stadium's north end zone was completed prior to the start of the 2019 season.

The Arkansas State Athletics Department is committed to providing its student-athletes, coaches and loyal fan base with the best facilities and amenities within the conference and across the country. The renovation to the north end zone enhances its fan game day experience and assists in the Red Wolves' ability to recruit and train the best student-athletes to Arkansas State University.

First and foremost, the facility enhances the Arkansas State student-athlete experience. The building features a new weight room and training/rehabilitation area, new team locker room, position meeting rooms, players' lounge, academic rooms and team-theater meeting area.

The Red Wolves Den, A-State's new outdoor premium seating options, has created a unique experience for fans; comprised of loge boxes and terrace seating with premium food and access to two cash bars.

The Arkansas State University Board of Trustees voted on Dec. 11, 2017, to name A-State's football field "Allison Field" and the north end zone facility "Centennial Bank Athletics Operations Center" in recognition of a combined \$10 million from the Johnny Allison family and Centennial Bank to the Red Wolves Foundation.

Honoring the former A-State letterman who played on the 1968 football team, served on the ASU Board of Trustees from 1979-84 and was named an Arkansas State University Distinguished Alumni in 1998, "Allison Field" is proudly displayed at multiple locations on the field as well as the tunnel entrance into the Centennial Bank Athletics Operations Center.





LETTERMEN'S CLUB HERITAGE HALL


A-STATE



One of the many focal points of the new Centennial Bank Athletics Operations Center is the A-State Lettermen's Club Heritage Hall, which welcomes both student-athletes and guests at the main entrance to the facility.

The spacious foyer features not only numerous aesthetic aspects, but is also highlighted by full uniforms worn by the A-State football team, a large video display, championship rings, names of members of the Lettermen's Club and displays that include both a photo and historical information about each of Arkansas State's all-time football conference championships.

The area brings together both A-State's rich history and current elements to give those passing through an overall glance at the Red Wolves' football program.





The Centennial Bank Athletics Operations Center's auditorium, located near the main entrance to the facility, features theater-style seating accommodating 201 people.

A large "Arkansas State Red Wolves" graphic covers the entire north wall and accents the black theatre chairs featuring A-State logos. State-of-the-art sound and video systems have been installed, making the area not only a space that can be utilized for team meetings, but also for multi-purpose events for the entire athletics department.

Wooden paneling used throughout both the north end zone facility and the Johnny Allison Tower covers a large portion of the east wall and acts as a backdrop behind a raised stage at the front of the room.





CHUCK AND TINA MITCHELL LOCKER ROOM

A-STATE




The Red Wolves moved into a new state-of-the-art locker room inside the Centennial Bank Stadium Athletics Operations Center prior to the start of the 2019 season.

Each student-athlete has a large customized locker with the latest amenities while enjoying a spacious area with multiple media centers in the locker room featuring a design and logos unique to A-State.

Each locker has numerous storage areas, including a space for shoulder pads that is attached to a ventilation system. The locker room bears the name of long-time A-State supporters Chuck and Tina Mitchell.

Among the amenities new to the facility is a barber shop, located adjacent to the locker room.





BILL TEMPLETON PLAYERS LOUNGE

A-STATE



The Bill Templeton Players Lounge is housed in the Centennial Bank Athletics Operations Center, providing players a large area to gather, enjoy interaction with teammates, relax or take part in the entertainment amenities provided within the room.

The location includes, but is not limited to, a fueling station, multiple televisions, video-gaming systems, a ping pong table, a pool table and shuffleboard.

The room is named after the late Bill Templeton, who was associated with A-State Athletics as a student-athlete, coach and administrator for 53 years. He leaves a lasting legacy of loyalty and love for his beloved A-State.





J-TOWN'S RECRUITING ROOM

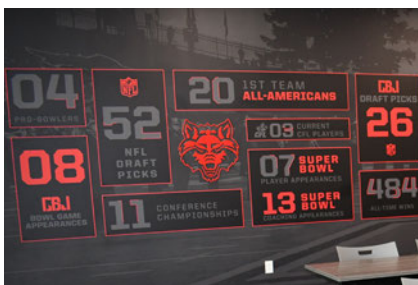
A-STATE



A glass wall on the east side of the JTown's Grill Recruiting Room fills this area inside the Centennial Bank Athletics Operations Center with plenty of natural light and serves as a warm welcome for guests while overlooking Red Wolf Boulevard.

Not only are there displays featuring some of A-State's former and current NFL players, the spacious area is primarily utilized as a recruiting area where potential student-athletes can take pictures in front of a green screen and meet with staff and administration.

At the same time, the room is large enough that it can be used for meetings, gatherings and additional functions as needed. The recruiting room also connects to office space, including an area for NFL scouts to watch film of Arkansas State players.





One of the many impressive aspects of the Centennial Bank Stadium Athletics Operations Center is the athletics performance program and the approximate 10,000 square-foot weight room.

The area features 18 new powerlift racks, inlaid platforms, a designated nutrition center, new weights and cardio equipment, media (TV, audio, etc.) and direct access to the Student Activity Center, among much more.

The athletics performance staff offices are also located in the weight room and behind their efforts, led by Assistant Athletics Director for Athletics Performance Jeff Jones, the area is in full use to help Red Wolves student-athletes become bigger, stronger and faster.







RON CARROLL SPORTS MEDICINE CENTER

A-STATE



The Centennial Bank Athletics Operations Center houses an enhanced sports medicine, training and rehabilitation area. The Ron Carroll Sports Medicine Center allows student-athletes, who already receive great medical care, additional space and quality surroundings.

Carroll joined the A-State staff in 1976 as the school's first certified athletic trainer, and he has since been inducted into the A-State Athletics Hall of Honor while also being tabbed an honorary member of the Arkansas State All-Centennial Team. Other training centers in First National Bank Arena, Tomlinson Stadium, Track & Field Complex and Women's Tennis & Soccer Facility serve to compliment this primary space and provide front line care for practices and events.



SOUTH END ZONE COMPLEX



A-STATE



In 2002, players and coaches moved into a new three-story facility which featured office space for coaches, dressing rooms, meeting rooms and a players' lounge all the way through the 2018 season.

With the construction of a new football operations center in the north end zone, the facility has been repurposed to currently house athletics department administration and the visiting teams locker room.

The old visitors locker room has been renovated to now house a new state-of-the-art television broadcast control room and studio, complete with the latest technology and fibered to produce games at both Centennial Bank Stadium and First National Bank Arena.

Plans are in place to further renovate the administrative areas located in the building, as well as academic and student services areas.

A-State's former home locker room remains in place on the ground floor and now serve as the visitors locker room. However, between the 2002-18 seasons it also housed on the ground floor a player lounge area, a weight room and athletic training areas.

Athletics administration offices comprise the second and third floors of the facility.

The original football facility, now known as the Charles Luter Family Academic Success Center and connected to the south end zone complex, houses academic and student services.





STUDENT ACTIVITY CENTER


A-STATE



Arkansas State University began construction on a 78,000-square foot Student Activity Center (SAC), which also serves as an indoor practice facility for the A-State football team, in spring of 2014.

Located on the northeast corner of campus near Centennial Bank Stadium, the approximately 78,000-square foot building provides a new venue for multiple programs across the university. The SAC was designed by Brackett Krennerich Architects of Jonesboro and Sparks Reed Architecture and Interiors of Tulsa, Okla.

The Student Activity Center was the first part of a university master plan for the eastern side of campus that continued with the “North End Zone Expansion” project, a separate 66,500-square foot project being funded independently of the SAC.



CHARLES LUTER FAMILY ACADEMIC SUCCESS CENTER



A-STATE




The Arkansas State University Athletics Department announced a \$400,000 gift from Charles Luter that was used to enhance the athletics' academic facility, at a press conference held at the newly named Charles Luter Family Academic Success Center in September of 2008.

The Academic Success Center serves as a foundation for structure, discipline and organization for the education of all A-State student-athletes. The facility, coupled with innovative programs and equipment, currently houses the academic support staff, tutors, computer labs, a resource room, study areas, tutorial rooms, small group study centers and a large conference room.

Among the most recent and noticeable modifications to the Charles Luter Family Academic Success Center is a new foyer housed in a brick and rock exterior that, along with new landscaping, gives the entrance to the building a modern look and creates a stronger image. The actual foyer has a large Red Wolves logo embedded in a terrazzo flooring that greets visitors as they enter the building. A receptionist office now also connects to the lobby area, which holds all-new furniture and a plaque recognizing Charles and his wife, Kay.

A restructuring of the academic resource center, now known as Dawson's Den, has occurred, including a wallwrap celebrating academic success that is clearly visible for student-athletes working in the computer lab. Additionally, tutorial rooms and computer-work stations have been upgraded in this area, which also displays pictures of the most recent A-State graduates.

The names of the latest members of the Athletic Director's Honor Roll are also showcased in Dawson's Den. The area is named after Scott and Kay Dawson, longtime supporters of Red Wolves' athletics.





RED WOLVES LEADERSHIP ACADEMY

A-STATE




It is well-known that collegiate athletics departments across the country place a common emphasis on graduation, but Arkansas State has taken it a step further with its Red Wolves Leadership Academy that provides additional resources intended give its graduating student-athletes the best opportunities for job placement after their time as a student.

The Red Wolves Leadership Academy continued to strengthen with a study abroad component added in 2015 to foster global awareness, which is often cited by employers as a positive attribute they seek. During summer 2015, Arkansas State student-athletes took part in the first study abroad program offered by any university and their athletics department in the nation. The Red Wolves took the ground-breaking step by sending the group of student-athletes to London on a faculty-led academic program.

The program goes hand-in-hand with the Red Wolves Leadership Academy, designed with the sole purpose to obtain job placement for student-athletes upon graduation. For A-State Athletics, this is just one of the many ways it all comes back to providing the Red Wolves with the most comprehensive experiences possible to be successful in life.

Research conducted by UC Merced backs up what the A-State Athletics Department believes – adding the study abroad component to the Red Wolves Leadership Academy puts its student-athletes among the most desirable employees in the nation coming out of college and helps create global citizens. The UC Merced research also showed that 97 percent of study abroad students found employment within 12 months of graduation, while only 49 percent of college graduates found employment in the same period.





COMMUNITY SERVICE

A-STATE

The “Champions in the Community” initiative provides an opportunity for student-athletes to gain rewarding growth as individuals in A-State’s football program. At the same time, it goes hand-in-hand with Jones’ conviction that the football program and community are inherently linked together as integral parts necessary to develop a winning culture. The Red Wolves community-service efforts are backing up something Jones has been vocal about since his arrival in Northeast Arkansas – the support the football program and community provide each other are extremely important, so giving back is going to be a priority for A-State’s football program.

“I’m proud of the way our players and the community have both embraced this outreach, service and involvement,” said Jones. “We’re doing things weekly in Jonesboro and the surrounding areas, so we’re excited our players are getting out there and embedding themselves in our community.” Since the program’s formation, the Red Wolves have been involved with community-service projects with people of all ages, visiting local schools, senior citizens and working with organizations such as Special Olympics.

A-State student-athletes have visited the A-State Child Development and Research Center to sanitize toys, read and spend time on the playground with children, and assist with landscaping. They have also visited the Visual and Performing Arts Magnet school to read to the kids and participate in “Recess with the Red Wolves.”

Players spent time at University Heights Elementary during parent drop-off to visit with students as they entered the school, and they provided a tour of the A-State football facilities for students from the Westside school district.

Including participating in two Special Olympics track meets at Valley View, the Red Wolves have spent time with multiple school districts in the area. They visited Blessed Sacrament Catholic School as part of a community-service event as well.

The Red Wolves enjoyed an ice-cream social with South Wind Heights, a senior-living community. They took part in a food drive for the Food Bank of Northeast Arkansas this past April, the same month they signed autographs and visited with fans on Allison Field at Centennial Bank Stadium following their annual spring game.

While the football program has taken part in additional community-service projects and plans to continue visiting the same locations, they are working to expand their outreach in the future with communication already taking place for opportunities to work with the Food Pantry on the A-State campus, Kids Unlimited Learning Academy and Habitat for Humanity, among others.





RING OF HONOR

A-STATE

Nothing symbolizes Arkansas State football more than the Ring of Honor. The Ring, which recognizes the greatness of Red Wolves football through the induction of the school's finest players and coaches, is located on the facade of the west side of Centennial Bank Stadium.



The late Calvin Harrell was the Ring's first inductee in 1996.



Former A-State and NFL great Bill Bergey, pictured with fellow Ring inductee Bill Templeton, was inducted in 1997.




Maurice Carthon (right) and Larry Lacewell have joined the Ring of Honor.

A-STATE RING OF HONOR

Name	Induction Year
Calvin Harrell (RB 1968-71)	1996
Bill Bergey (LB 1965-68)	1997
Bill Templeton (RB 1954-56, AC 1965-79) ..	1997
Harry Larche (player, 1946-48)	1998
J.A. "Ike" Tomlinson (HC, 1945, AD)	1998
Bill Davidson (1954-56, HC 1971-78)	1999
Bennie Ellender (HC, 1963-70)	2000
Frank Farella (OL, 1954-57)	2001
Larry Lacewell (HC, 1979-89)	2001
Maurice Carthon (RB, 1979-82)	2002
Bill Phillips (OL, 1968-71)	2003
Terry Gwin (QB/RB, 1965-66)	2006
Ray Brown (OL/TE, 1983-85)	2007
Tim Langford (QB, 1980-83)	2007
Jerry Muckensturm (LB, 1972-75)	2020



Former coach and A-State Director of Major Gifts Bill Templeton welcomed Bill Phillips into the Ring.



Tim Langford (above) and Ray Brown were two of the most recent A-State greats inducted into the Ring of Honor.

LARRY LACEWELL MVP AWARD



A-STATE

The Larry Lacewell Most Valuable Player Award was created in 2018 and named in honor of former Head Coach Larry Lacewell.

Lacewell coached and was athletic director at Arkansas State for 11 years.

Coach Lacewell continued to be a tremendous ambassador for A-State Athletics following his days with the program.

The annual award goes to the most valuable player on the team whose performance best exhibits the pursuit of excellence on the football field and in the classroom, the utmost character and integrity on and off the field, demonstrated leadership with a strong work ethic and commitment to his teammates and the undying will for victory.

Lacewell guided A-State to the NCAA Division I-AA playoffs four straight years, including the 1986 National Championship game. A-State won two Southland Conference Championships under Lacewell's guidance and he coached five first-team All-Americans and 24 All-Conference players.



Warren Wand
2018



Omar Bayless
2019



Jonathan Adams Jr.
2020



Joe Ozugwu
2021



A-STATE GAMEDAY

A-STATE







NINE CONSECUTIVE BOWL GAMES

A-STATE

The Red Wolves have been bowl eligible 13 of the last 17 seasons and made a school-record nine consecutive postseason appearances from 2011-19.

Following the 2012 season, A-State received votes in both the Associated Press and USA Today Coaches top-25 polls, while also ranking 23rd in the nation in the final CBSSports.com Power Poll.

A-State's nine consecutive bowl game appearances accounted for not only the 14th longest streak in the nation among all FBS programs, but also the third longest among the Group of 5.

The Red Wolves faced Northern Illinois in 2012, Kent State in 2013, Ball State in 2014 and Toledo in 2015 at the GoDaddy Bowl. The Red Wolves topped No.25-ranked Kent State 17-13 and Ball State 23-20 for its two GoDaddy Bowl wins.

Arkansas State played Louisiana Tech in the 2015 New Orleans Bowl, one year before defeating UCF 31-13 in the 2016 Cure Bowl. A-State faced Middle Tennessee and Florida International in the 2017 and 2019 Camellia Bowl games, respectively, most recently topping the Panthers 34-26. The Red Wolves also caught Nevada in the 2018 Arizona Bowl.



2019 Camellia Bowl Champs



2016 Cure Bowl Champs



2014 GoDaddy Bowl Champs



2013 GoDaddy Bowl Champs

NINE CONSECUTIVE
BOWL GAMES



A-STATE



OMAR BAYLESS
2019 Camellia Bowl MVP



KENDALL SANDERS
2016 Cure Bowl MVP



FREDI KNIGHTEN
2014 GoDaddy Bowl MVP




RYAN APLIN
2013 GoDaddy Bowl MVP



JD MCKISSIC
'13 & '14 GoDaddy Bowl Offensive MVP



QUSHAUN LEE
'13 & '14 GoDaddy Bowl Defensive MVP



BRIAN DAVIS
2014 GoDaddy Bowl Special Teams MVP



RYAN WILBOURN
2013 GoDaddy Bowl Special Teams MVP



FIVE-TIME SUN BELT CHAMPIONS

A-STATE

Arkansas State has won the Sun Belt Conference five of the last 11 years, most recently claiming the 2016 title with a 7-1 record. A-State also won the 2011-13 and 2015 championships and owns a 58-28 league record since 2011.

During that span, A-State also saw players named the Sun Belt Player of the Year (6 times), Defensive Player of the Year (twice), Offensive Player of the Year (twice), Freshman of the Year (3 times) and Newcomer of the Year, while also gaining 148 all-conference selections.

Arkansas State is one of just two programs to ever win at least five Sun Belt Conference championships. Additionally, it is the only SBC program to ever go 8-0 in league play during multiple seasons (2015 and 2011). Along the same lines, it is just the second all-time Sun Belt program with multiple undefeated seasons in league play (2015 and 2011) -- the other is North Texas (2002-04).



2011 Sun Belt Conference Champions (8-0)

**FIVE-TIME
SUN BELT CHAMPIONS**



A-STATE



2012 Sun Belt Conference Champions (7-1)



2013 Sun Belt Conference Champions (5-2)



2015 Sun Belt Conference Champions (8-0)



2016 Sun Belt Conference Champions (7-1)



ALPHABETICAL ROSTER

PLAYERS

No.	Name	Pos.	Ht.	Wt.	Cl.	Exp	Hometown/Previous School
70	Tyler Adair	OL	6-6	274	Fr.	HS	Ocean Springs, Miss./Ocean Springs
82	Joseph Adams	WR	5-10	180	Fr.	HS	Memphis, Tenn./Mitchell HS
47	Andrew Agapos	LB	6-0	210	rFr.	RS	Cordova, Tenn./Evangelical Christian School
58	Cameron Ambrose	OL	6-5	280	Fr.	HS	Pinson, Ala./Pinson Valley HS
45	TW Ayers	DL	6-1	251	rJr.	3L	Lamar, Mo./Lamar HS
75	Saidou Ba	OL	6-6	285	Fr.	HS	Memphis, Tenn./PURE Academy
34	AJ Beale	CB	6-1	190	Fr.	HS	Cherry Valley, Ark./Cross County HS
30	Derrick Bean	LB	6-2	232	Sr.	4L	Pinson, Ala./Clay-Chalkville HS
6	Wyatt Begeal	WR	5-11	204	rFr.	RS	Cibolo, Texas/Steele HS
5	Kivon Bennett	LB	6-2	236	rSr.	1L	Fort Lauderdale, Fla./Tennessee
1	James Blackman	QB	6-5	190	rSr.	1L	South Bay, Fla./Florida State
19	Denzel Blackwell	CB	5-10	180	So.	1L	Houston, Texas/Boston College
51	Joe Britton	LB	6-1	225	rJr.	TR	Bentonville, Ark./Missouri
97	VJ Bronson	DL	6-3	275	So.	TR	Katy, Texas/Lamar
38	Jack Bullard	DS	5-11	202	So.	2L	Chandler, Ariz./Corona Del Sol HS
71	Mekhi Butler	OL	6-3	338	rSo.	RS	Omaha, Neb./Iowa Western
26	CJ Cage	WR	5-11	177	rFr.	RS	Ft. Lauderdale, Fla./University School of NSU
22	Chase Campbell	QB	6-2	193	Fr.	HS	Edinburg, Texas/Robert Vela HS
10	Jordan Carmouche	LB	6-2	230	rSr.	TR	Manvel, Texas/Houston
86	Walker Catsavis	WR	6-4	170	Fr.	HS	Fort Smith, Ark./Northside HS
27	KaRon Coleman	S	6-0	197	rSo.	1L	Eutaw, Ala./Greene County HS
31	Justin Collins	S	6-2	185	Fr.	HS	Baton Rouge, La./University Laboratory School
80	Trace Corum	WR	6-0	155	Fr.	HS	Knoxville, Tenn./Farragut HS
25	Keyron Crawford	DE	6-5	240	Fr.	HS	Memphis, Tenn./Briarcrest Christian School
5	Ja'Quez Cross	RB	5-11	185	rFr.	TR	Fordyce, Ark./Fordyce HS/Purdue
15	Jaxon Dailey	QB	6-3	215	Fr.	HS	Pleasant Hill, Iowa/Southeast Polk HS
42	Chris Daley	LB	6-0	190	rFr.	RS	Knoxville, Tenn./Knoxville Catholic HS
4	Taylor Doss	CB	5-10	188	So.	2L	Shannon, Miss./Shannon HS
28	Reagan Ealy	WR	5-9	160	So.	1L	Plant City, Fla./Plant City HS
48	Alston Elam	S	5-9	165	rFr.	RS	Collierville, Tenn./Collierville HS
32	Aidan Ellison	K	5-11	186	rFr.	RS	Naperville, Ill./Naperville Central HS
12	Websley Etienne	S	6-0	185	Fr.	HS	Fort Lauderdale, Fla./Western HS
40	Bryson Everett	LB	6-2	190	Fr.	HS	Pine Bluff, Ark./Pine Bluff HS
35	Torrance Farmer	RB	6-2	225	So.	TR	Springdale, Ark./Coffeyville (Kan.) CC
39	Jaxon Fleming	CB	5-11	165	Fr.	HS	Manvel, Texas/Manvel HS
7	Champ Flemings	WR	5-5	142	rSr.	TR	Pasadena, Calif./Oregon State
18	Dennard Flowers	DE	6-2	236	rFr.	RS	Fairburn, Ga./Creekside HS
14	Jeff Foreman	WR	6-0	173	Jr.	3L	Oklahoma City, Okla./Del City HS
84	Bronte Gallo	TE	6-4	250	Fr.	HS	Clearwater, Fla./Clearwater Academy Int'l
92	Thurman Geathers	DE	6-2	217	rSr.	1L	Acworth, Ga./Louisville
22	Sam Graham	S	6-2	205	So.	TR	Baltimore, Md./Lackawanna (PA) College
36	Ay'Jon Green	RB	6-0	220	rSo.	TR	Hazen, Ark./Arizona Christian Univ.
59	Gaven Guy	LB	5-11	205	Fr.	HS	Trumann, Ark./Trumann HS
42	Magnus Haines	P	5-11	180	rFr.	TR	Massillon, Ohio/Kent State
48	Ryan Hanson	P	6-2	218	rSo.	2L	Taylor, Texas/Houston

ALPHABETICAL ROSTER



PLAYERS

No.	Name	Pos.	Ht.	Wt.	Cl.	Exp	Hometown/Previous School
63	Darrell Harden	OL	6-3	317	rFr.	RS	Memphis, Tenn./Christian Brothers HS
90	Tim Hardiman	DL	5-11	267	rFr.	RS	Spring, Texas/Westfield HS
39	Cameron Harris	WR	6-3	195	Fr.	HS	Benton, Ark./Benton HS
11	Jaden Harris	LB	6-1	216	rJr.	3L	Monroe, La./Ouachita Parish HS
3	Kenneth Harris	CB	6-0	191	So.	2L	Columbia, La./Caldwell Parish HS
23	Marquis Harris	WR	6-5	229	Fr.	HS	Bossier City, La./Bossier HS
32	Ethan Hassler	DL	6-2	236	So.	1L	Collierville, Tenn./Collierville HS
41	Carson Hintz	LB	6-0	225	Fr.	HS	Houston, Texas/St. Pius X HS
57	Robert Holmes	OL	6-4	340	rJr.	RS	Jupiter, Fla./Austin Peay
54	Christian Hoz	OL	6-5	291	rJr.	3L	Covington, La./Archbishop Hannan HS
10	Te'Vailance Hunt	WR	6-1	208	Sr.	1L	Texarkana, Texas/TCU
99	Deris Jackson	DL	6-2	319	rFr.	1L	Memphis, Tenn./Lausanne Collegiate
33	Cam Jeffery	LB	5-11	186	So.	1L	Tuscaloosa, Ala./American Christian Academy
0	Daverrick Jenkins	WR	6-2	175	Fr.	HS	Miami, Fla./Northwestern HS
78	Chase Jessup	OL	6-4	282	Fr.	HS	Hot Springs, Ark./Lake Hamilton HS
44	Casey Johnson III	RB	6-0	190	Fr.	HS	Benton, Ark./Benton HS
69	Ethan Johnson	DS	6-1	230	rFr.	TR	Washington, Mo./Missouri
1	Samy Johnson	CB	5-10	188	Jr.	3L	Little Rock, Ark./Catholic HS
11	Adam Jones	WR	6-2	188	rSo.	1L	Knoxville, Tenn./Central Michigan
2	Leon Jones	CB	6-1	192	Jr.	1L	Hattiesburg, Miss./Mississippi Gulf Coast CC
76	Kyle Kelly	OL	6-5	272	rFr.	RS	Shawnee, Kan./Mill Valley HS
2	Johnnie Lang Jr.	RB	5-8	186	rSr.	1L	Palmetto, Fla./Iowa State
41	Carl Lewis	RB	5-9	165	rFr.	RS	Jonesboro, Ark./Nettleton HS
96	Kadan Lewis	DL	6-2	260	Fr.	HS	Houma, La./Terrebonne HS
24	Javante Mackey	LB	6-3	215	Fr.	HS	Memphis, Tenn./Whitehaven HS
47	Tristan Mattson	K	6-2	170	rSo.	2L	Clarkston, Mich./Clarkston HS
17	AJ Mayer	QB	6-3	231	rJr.	TR	Edgewood, Ky./Miami (OH)
53	Caleb McCall	DS	6-1	208	rFr.	RS	Memphis, Tenn./Lausanne Collegiate
13	Miller McCrumby	TE	6-4	205	Fr.	HS	Mount Pleasant, Texas/Mount Pleasant HS
29	Brody McKinnon	WR	6-0	185	Fr.	HS	Gardena, Calif./IMG Academy
24	Bobby McMillian	RB	5-10	207	rFr.	RS	Vero Beach, Fla./Vero Beach HS
37	Robert McWilliams	DE	6-4	235	rSr.	TR	South Miami, Fla./Purdue
25	Jaden Milliner	WR	5-10	186	rFr.	RS	Pensacola, Fla./Escambia HS
0	John Mincey	DL	6-4	290	Sr.	1L	Homerville, Ga./Tennessee
67	Ethan Miner	OL	6-2	278	rSo.	2L	West Hartford, Conn./Kingswood-Oxford HS
23	Dane Motley	LB	5-11	214	rSo.	2L	Alpharetta, Ga./Alpharetta HS
34	Marcel Murray	RB	5-10	204	rJr.	3L	Hiram, Ga./Hiram HS
43	Tylon Nash	LB	6-3	185	Fr.	HS	Memphis, Tenn./Mitchell HS
95	Wilson Odimba	DL	6-1	295	rJr.	TR	Aubrey, Texas/Mary Hardin-Baylor
29	Justin Parks	S	6-0	186	So.	1L	Gardendale, Ala./Gardendale HS
55	Tarrell Penn	LB	5-10	205	rFr.	TR	Hazen, Ark./Iowa Wesleyan
92	William Przystup	P	6-4	250	rJr.	TR	Oviedo, Fla./Nebraska
73	Ernesto Ramirez	OL	6-4	300	Sr.	3L	La Puente, Calif./Cerritos College
15	Drew Rawls	CB	6-0	184	rSo.	TR	Beaumont, Texas/Utah
14	James Reed III	CB	5-11	180	Fr.	HS	Nashville, Tenn./Father Ryan HS



ALPHABETICAL ROSTER

PLAYERS

No.	Name	Pos.	Ht.	Wt.	Cl.	Exp	Hometown/Previous School
79	Jordan Rhodes	OL	6-4	335	rSr.	TR	Fairburn, Ga./Ole Miss
88	Vershaud Richardson	TE	6-2	238	rSo.	1L	Paris, Texas/Paris HS
6	Ahmad Robinson	CB	5-11	180	Fr.	HS	East St. Louis, Ill./East St. Louis HS
91	Ashtin Rustemeyer	DL	6-2	270	Fr.	HS	St. Louis, Mo./Lutheran HS
20	Mike Sharpe II	RB	5-11	190	Fr.	HS	Pinson, Ala./Pinson Valley HS
46	Charles Shelton IV	CB	5-11	160	rJr.	TR	Maryland Heights, Mo./Eastern Illinois
26	Tristan Shorter	LB	6-0	203	rFr.	RS	Oxford, Miss./Oxford HS
8	Eddie Smith	S	6-0	210	rJr.	TR	Slidell, La./Illinois/Alabama
65	Noah Smith	OL	6-7	285	rFr.	RS	Locust Fork, Ala./Locust Fork HS
68	Tristian Smith	OL	6-3	300	rFr.	TR	Crossett, Ark./Trinity Valley (TX) CC
4	Brian Snead	RB	6-1	212	rJr.	TR	Tampa, Fla./Austin Peay
52	Caden Solano	LB	6-1	220	Fr.	HS	Little Rock, Ark./Little Rock Christian Academy
12	Emmanuel Stevenson	TE	6-3	235	So.	1L	Eufala, Ala./Eufala HS
98	Ethan Stewart	DL	6-2	327	Fr.	HS	Trumann, Ark./Trumann
21	Melique Straker	LB	5-10	180	Jr.	1L	Brampton, Ontario/Carleton Univ.
7	Terion Sugick	DL	6-2	297	rFr.	TR	Landover, Md./Vanderbilt
35	Cruz Temple	LB	5-11	201	rFr.	TR	Abbeville, S.C./East Carolina
77	Makilan Thomas	OL	6-3	306	rFr.	RS	Little Rock, Ark./Central HS
9	Trevian Thomas	S	5-11	180	So.	2L	Americus, Ga./Americus Sumter County South
17	Blayne Toll	DE	6-6	245	So.	TR	Hazen, Ark./Hazen HS/Colorado/Arkansas
18	Seydou Traore	TE	6-4	223	So.	1L	London, England/Clearwater (Fla.) Academy Int'l
87	Reed Tyler	TE	6-3	246	Sr.	4L	Brandon, Miss./Brandon HS
85	Thomas Vaughan	TE	6-4	252	rFr.	RS	Little Rock, Ark./Pulaski Academy
8	Khyheem Waleed	WR	5-11	197	rSo.	1L	Queen Creek, Ariz./Boise State
81	Omari Walker	WR	5-9	169	rFr.	RS	McKinney, Texas/McKinney HS
55	Aleric Watson	OL	6-6	265	Fr.	HS	Murfreesboro, Tenn./Middle Tenn. Christian School
30	Will Whaley	WR	6-1	180	rFr.	HS	Lexa, Ark./DeSoto HS
44	Israel Whitmore	LB	6-1	224	rFr.	1L	Ackerman, Miss./Choctaw County HS
89	Blake Wiley	WR	6-0	200	Fr.	HS	The Woodlands, Texas/The Woodlands Christian Academy
36	Charles Willekes	LB	6-1	220	rSo.	1L	Rockford, Mich./Michigan State
64	Taylor Williams	OL	6-0	300	Fr.	HS	Memphis, Tenn./Whitehaven HS
37	Tyler Williams	RB	6-0	190	Fr.	HS	Little Rock, Ark./Central Arkansas Christian
38	Erik Wilson	S	5-11	165	Fr.	HS	Jonesboro, Ark./Jonesboro HS
50	Austin Woods	OL	6-5	290	rFr.	1L	Claremore, Okla./Verdigris HS
93	Luke Ydarraga	DE	6-3	218	Fr.	HS	Watson, La./Live Oak HS
21	Ryley Zalusky	QB	6-3	200	Fr.	HS	Arlington, Texas/Arlington HS
74	Elijah Zollicoffer	OL	6-6	330	Fr.	HS	Covington, Ga./Newton HS
33	Dominic Zvada	K	6-2	155	Fr.	HS	Chandler, Ariz./Valley Christian HS



No.	Name	Pos.	Ht.	Wt.	Cl.	Exp	Hometown/Previous School
0	Daverrick Jenkins	WR	6-2	175	Fr.	HS	Miami, Fla./Northwestern HS
0	John Mincey	DL	6-4	290	Sr.	1L	Homerville, Ga./Tennessee
1	James Blackman	QB	6-5	190	rSr.	1L	South Bay, Fla./Florida State
1	Samy Johnson	CB	5-10	188	Jr.	3L	Little Rock, Ark./Catholic HS
2	Leon Jones	CB	6-1	192	Jr.	1L	Hattiesburg, Miss./Mississippi Gulf Coast CC
2	Johnnie Lang Jr.	RB	5-8	186	rSr.	1L	Palmetto, Fla./Iowa State
3	Kenneth Harris	CB	6-0	191	So.	2L	Columbia, La./Caldwell Parish HS
4	Taylon Doss	CB	5-10	188	So.	2L	Shannon, Miss./Shannon HS
4	Brian Snead	RB	6-1	212	rJr.	TR	Tampa, Fla./Austin Peay
5	Kivon Bennett	LB	6-2	236	rSr.	1L	Fort Lauderdale, Fla./Tennessee
5	Ja'Quez Cross	RB	5-11	185	rFr.	TR	Fordyce, Ark./Fordyce HS/Purdue
6	Wyatt Begeal	WR	5-11	204	rFr.	RS	Cibolo, Texas/Steele HS
6	Ahmad Robinson	CB	5-11	180	Fr.	HS	East St. Louis, Ill./East St. Louis HS
7	Champ Flemings	WR	5-5	142	rSr.	TR	Pasadena, Calif./Oregon State
7	Terion Sugick	DL	6-2	297	rFr.	TR	Landover, Md./Vanderbilt
8	Eddie Smith	S	6-0	210	rJr.	TR	Slidell, La./Illinois/Alabama
8	Khyheem Waleed	WR	5-11	197	rSo.	1L	Queen Creek, Ariz./Boise State
9	Trevian Thomas	S	5-11	180	So.	2L	Americus, Ga./Americus Sumter County South
10	Jordan Carmouche	LB	6-2	230	rSr.	TR	Manvel, Texas/Houston
10	Te'vailance Hunt	WR	6-1	208	Sr.	1L	Texarkana, Texas/TCU
11	Jaden Harris	LB	6-1	216	rJr.	3L	Monroe, La./Ouachita Parish HS
11	Adam Jones	WR	6-2	188	rSo.	1L	Knoxville, Tenn./Central Michigan
12	Websley Etienne	S	6-0	185	Fr.	HS	Fort Lauderdale, Fla./Western HS
12	Emmanuel Stevenson	TE	6-3	235	So.	1L	Eufala, Ala./Eufala HS
13	Miller McCrumby	TE	6-4	205	Fr.	HS	Mount Pleasant, Texas/Mount Pleasant HS
14	Jeff Foreman	WR	6-0	173	Jr.	3L	Oklahoma City, Okla./Del City HS
14	James Reed III	CB	5-11	180	Fr.	HS	Nashville, Tenn./Father Ryan HS
15	Jaxon Dailey	QB	6-3	215	Fr.	HS	Pleasant Hill, Iowa/Southeast Polk HS
15	Drew Rawls	CB	6-0	184	rSo.	TR	Beaumont, Texas/Utah
17	AJ Mayer	QB	6-3	231	rJr.	TR	Edgewood, Ky./Miami (OH)
17	Blayne Toll	DE	6-6	245	So.	TR	Hazen, Ark./Hazen HS/Colorado/Arkansas
18	Dennard Flowers	DE	6-2	236	rFr.	RS	Fairburn, Ga./Creekside HS
18	Seydou Traore	TE	6-4	223	So.	1L	London, England/Clearwater (Fla.) Academy Int'l
19	Denzel Blackwell	CB	5-10	180	So.	1L	Houston, Texas/Boston College
20	Mike Sharpe II	RB	5-11	190	Fr.	HS	Pinson, Ala./Pinson Valley HS
21	Melique Straker	LB	5-10	180	Jr.	1L	Brampton, Ontario/Carleton Univ.
21	Ryley Zalusky	QB	6-3	200	Fr.	HS	Arlington, Texas/Arlington HS
22	Chase Campbell	QB	6-2	193	Fr.	HS	Edinburg, Texas/Robert Vela HS
22	Sam Graham	S	6-2	205	So.	TR	Baltimore, Md./Lackawanna (Penn.) College
23	Marquis Harris	WR	6-5	229	Fr.	HS	Bossier City, La./Bossier HS
23	Dane Motley	LB	5-11	214	rSo.	2L	Alpharetta, Ga./Alpharetta HS
24	Javante Mackey	LB	6-3	215	Fr.	HS	Memphis, Tenn./Whitehaven HS
24	Bobby McMillian	RB	5-10	207	rFr.	RS	Vero Beach, Fla./Vero Beach HS
25	Keyron Crawford	DE	6-5	240	Fr.	HS	Memphis, Tenn./Briarcrest Christian School
25	Jaden Milliner	WR	5-10	186	rFr.	RS	Pensacola, Fla./Escambia HS



NUMERICAL ROSTER

PLAYERS

No.	Name	Pos.	Ht.	Wt.	Cl.	Exp	Hometown/Previous School
26	CJ Cage	WR	5-11	177	rFr.	RS	Ft. Lauderdale, Fla./University School of NSU
26	Tristan Shorter	LB	6-0	203	rFr.	RS	Oxford, Miss./Oxford HS
27	KaRon Coleman	S	6-0	197	rSo.	1L	Eutaw, Ala./Greene County HS
28	Reagan Ealy	WR	5-9	160	So.	1L	Plant City, Fla./Plant City HS
29	Brody McKinnon	WR	6-0	185	Fr.	HS	Gardena, Calif./IMG Academy
29	Justin Parks	S	6-0	186	So.	1L	Gardendale, Ala./Gardendale HS
30	Derrick Bean	LB	6-2	232	Sr.	4L	Pinson, Ala./Clay-Chalkville HS
30	Will Whaley	WR	6-1	180	rFr.	HS	Lexa, Ark./DeSoto HS
31	Justin Collins	S	6-2	185	Fr.	HS	Baton Rouge, La./University Laboratory School
32	Aidan Ellison	K	5-11	186	rFr.	RS	Naperville, Ill./Naperville Central HS
32	Ethan Hassler	DL	6-2	236	So.	1L	Collierville, Tenn./Collierville HS
33	Cam Jeffery	LB	5-11	186	So.	1L	Tuscaloosa, Ala./American Christian Academy
33	Dominic Zvada	K	6-2	155	Fr.	HS	Chandler, Ariz./Valley Christian HS
34	AJ Beale	CB	6-1	190	Fr.	HS	Cherry Valley, Ark./Cross County HS
34	Marcel Murray	RB	5-10	204	rJr.	3L	Hiram, Ga./Hiram HS
35	Torrance Farmer	RB	6-2	225	So.	TR	Springdale, Ark./Coffeyville (Kan.) CC
35	Cruz Temple	LB	5-11	201	rFr.	TR	Abbeville, S.C./East Carolina
36	Ay'Jon Green	RB	6-0	220	rSo.	TR	Hazen, Ark./Arizona Christian Univ.
36	Charles Willekes	LB	6-1	220	rSo.	1L	Rockford, Mich./Michigan State
37	Robert McWilliams	DE	6-4	235	rSr.	TR	South Miami, Fla./Purdue
37	Tyler Williams	RB	6-0	190	Fr.	HS	Little Rock, Ark./Central Arkansas Christian
38	Jack Bullard	DS	5-11	202	So.	2L	Chandler, Ariz./Corona Del Sol HS
38	Erik Wilson	S	5-11	165	Fr.	HS	Jonesboro, Ark./Jonesboro HS
39	Jaxson Fleming	CB	5-11	165	Fr.	HS	Manvel, Texas/Manvel HS
39	Cameron Harris	WR	6-3	195	Fr.	HS	Benton, Ark./Benton HS
40	Bryson Everett	LB	6-2	190	Fr.	HS	Pine Bluff, Ark./Pine Bluff HS
41	Carson Hintz	LB	6-0	225	Fr.	HS	Houston, Texas/St. Pius X HS
41	Carl Lewis	RB	5-9	165	rFr.	RS	Jonesboro, Ark./Nettleton HS
42	Chris Daley	LB	6-0	190	rFr.	RS	Knoxville, Tenn./Knoxville Catholic HS
42	Magnus Haines	P	5-11	180	rFr.	TR	Massillon, Ohio/Kent State
43	Tylon Nash	LB	6-3	185	Fr.	HS	Memphis, Tenn./Mitchell HS
44	Casey Johnson III	RB	6-0	190	Fr.	HS	Benton, Ark./Benton HS
44	Israel Whitmore	LB	6-1	224	rFr.	1L	Ackerman, Miss./Choctaw County HS
45	TW Ayers	DL	6-1	251	rJr.	3L	Lamar, Mo./Lamar HS
46	Charles Shelton IV	CB	5-11	160	rJr.	TR	Maryland Heights, Mo./Eastern Illinois
47	Andrew Agapos	LB	6-0	210	rFr.	RS	Cordova, Tenn./Evangelical Christian School
47	Tristan Mattson	K	6-2	170	rSo.	2L	Clarkston, Mich./Clarkston HS
48	Alston Elam	S	5-9	165	rFr.	RS	Collierville, Tenn./Collierville HS
48	Ryan Hanson	P	6-2	218	rSo.	2L	Taylor, Texas/Houston
50	Austin Woods	OL	6-5	290	rFr.	1L	Claremore, Okla./Verdigris HS
51	Joe Britton	LB	6-1	225	rJr.	TR	Bentonville, Ark./Missouri
52	Caden Solano	LB	6-1	220	Fr.	HS	Little Rock, Ark./Little Rock Christian Academy
53	Caleb McCall	DS	6-1	208	rFr.	RS	Memphis, Tenn./Lausanne Collegiate
54	Christian Hoz	OL	6-5	291	rJr.	3L	Covington, La./Archbishop Hannan HS
55	Tarell Penn	LB	5-10	205	rFr.	TR	Hazen, Ark./Iowa Wesleyan



No.	Name	Pos.	Ht.	Wt.	Cl.	Exp	Hometown/Previous School
55	Aleric Watson	OL	6-2	265	Fr.	HS	Murfreesboro, Tenn./Middle Tenn. Christian School
57	Robert Holmes	OL	6-4	340	rJr.	RS	Jupiter, Fla./Austin Peay
58	Cameron Ambrose	OL	6-5	280	Fr.	HS	Pinson, Ala./Pinson Valley HS
59	Gaven Guy	LB	5-11	205	Fr.	HS	Trumann, Ark./Trumann HS
63	Darrell Harden	OL	6-3	317	rFr.	RS	Memphis, Tenn./Christian Brothers HS
64	Taylor Williams	OL	6-0	300	Fr.	HS	Memphis, Tenn./Whitehaven HS
65	Noah Smith	OL	6-7	285	rFr.	RS	Locust Fork, Ala./Locust Fork HS
67	Ethan Miner	OL	6-2	278	rSo.	2L	West Hartford, Conn./Kingswood-Oxford HS
68	Tristian Smith	OL	6-3	300	rFr.	TR	Crossett, Ark./Trinity Valley (TX) CC
69	Ethan Johnson	DS	6-1	230	rFr.	TR	Washington, Mo./Missouri
70	Tyler Adair	OL	6-6	274	Fr.	HS	Ocean Springs, Miss./Ocean Springs HS
71	Mekhi Butler	OL	6-3	338	rSo.	RS	Omaha, Neb./Iowa Western
73	Ernesto Ramirez	OL	6-4	300	Sr.	3L	La Puente, Calif./Cerritos College
74	Elijah Zollicoffer	OL	6-6	330	Fr.	HS	Covington, Ga./Newton HS
75	Saidou Ba	OL	6-6	285	Fr.	HS	Memphis, Tenn./PURE Academy
76	Kyle Kelly	OL	6-5	272	rFr.	RS	Shawnee, Kan./Mill Valley HS
77	Makilan Thomas	OL	6-3	306	rFr.	RS	Little Rock, Ark./Central HS
78	Chase Jessup	OL	6-4	282	Fr.	HS	Hot Springs, Ark./Lake Hamilton HS
79	Jordan Rhodes	OL	6-4	335	rSr.	TR	Fairburg, Ga./Ole Miss
80	Trace Corum	WR	6-0	155	Fr.	HS	Knoxville, Tenn./Farragut HS
81	Omari Walker	WR	5-9	169	rFr.	RS	McKinney, Texas/McKinney HS
82	Joseph Adams	WR	5-10	180	Fr.	HS	Memphis, Tenn./Mitchell HS
84	Bronte Gallo	TE	6-4	250	Fr.	HS	Clearwater, Fla./Clearwater Academy Int'l
85	Thomas Vaughan	TE	6-4	252	rFr.	RS	Little Rock, Ark./Pulaski Academy
86	Walker Catsavis	WR	6-4	170	Fr.	HS	Fort Smith, Ark./Northside HS
87	Reed Tyler	TE	6-3	246	Sr.	4L	Brandon, Miss./Brandon HS
88	Vershaud Richardson	TE	6-2	238	rSo.	1L	Paris, Texas/Paris HS
89	Blake Wiley	WR	6-0	200	Fr.	HS	The Woodlands, Texas/The Woodlands Christian Academy
90	Tim Hardiman	DL	5-11	267	rFr.	RS	Spring, Texas/Westfield HS
91	Ashtin Rustemeyer	DL	6-2	270	Fr.	HS	St. Louis, Mo./Lutheran HS
92	Thurman Geathers	DE	6-2	217	rSr.	1L	Acworth, Ga./Louisville
92	William Przystup	P	6-4	250	rJr.	TR	Oviedo, Fla./Nebraska
93	Luke Ydarraga	DE	6-3	218	Fr.	HS	Watson, La./Live Oak HS
95	Wilson Odimba	DL	6-1	295	rJr.	TR	Aubrey, Texas/Mary Hardin-Baylor
96	Kadan Lewis	DL	6-2	260	Fr.	HS	Houma, La./Terrebonne HS
97	VJ Bronson	DL	6-3	275	So.	TR	Katy, Texas/Lamar
98	Ethan Stewart	DL	6-2	327	Fr.	HS	Trumann, Ark./Trumann
99	Deris Jackson	DL	6-2	319	rFr.	1L	Memphis, Tenn./Lausanne Collegiate



MEET THE RED WOLVES

PLAYERS



#70 OFFENSIVE LINEMAN

TYLER ADAIR

FRESHMAN • HS
6-6 • 274

OCEAN SPRINGS, MISS.
OCEAN SPRINGS HS

HIGH SCHOOL

Blocked for an Ocean Springs program that averaged 445.7 total yards per game ... Member of 2021 squad that finished with an 11-1 overall record and perfect 7-0 district record before falling in the second round of the playoffs ... Ranked the sixth-best offensive lineman in the state of Mississippi per MaxPreps.

PERSONAL

Born Jan. 13, 2004.

#82

WIDE RECEIVER

JOSEPH ADAMS

FRESHMAN • HS
5-10 • 180

MEMPHIS, TENN.
MITCHELL HS

HIGH SCHOOL

Led Mitchell High School with 976 receiving yards and 10 touchdowns as a senior ... Helped the Tigers to an 8-3 overall record and perfect 5-0 mark at home as a senior ... Ranked 17th in receiving yards in the State of Tennessee ... Also ranked 11th in the State of Tennessee in yards per punt return with 17.86.



#47 LINEBACKER

ANDREW AGAPOS

R-FRESHMAN • RS
6-0 • 210

CORDOVA, TENN.
EVANGELICAL CHRISTIAN SCHOOL

2021

Did not see game action ... Redshirted.

HIGH SCHOOL

State championship MVP ... First team all-state selection ... Twice named all-region ... Helped lead the Eagles to the 2019 state championship with a 13-1 overall record ... Named to the Commercial Appeal's 2020 All-Metro team as a second team selection.

PERSONAL

Born Oct. 11, 2002.



#58 OFFENSIVE LINEMAN

CAMERON AMBROSE

FRESHMAN • HS
6-5 • 280

PINSON, ALA.
PINSON VALLEY HS

HIGH SCHOOL

Won two state championships at Pinson Valley ... Named to the 6A All-ASWA First Team in 2021 ... Earned Second-Team All-State honors as a senior ... First-Team All-South Metro selection by Starnes Media.

PERSONAL

Born Feb. 4, 2004.



#45 DEFENSIVE LINE

TW AYERS

R-JUNIOR • 3L
6-1 • 251

LAMAR, MO.
LAMAR HS

2021

Moved exclusively to the defensive side of the ball ... Saw action in all 12 games ... Finished with 13 total tackles, including seven in the final three games of the season ... Finished with 0.5 TFL and 0.5 sacks at ULM ... Had four multi-tackle games against Tulsa, Georgia Southern, ULM and Texas State ... Phil Steele's and Athlon Sports Preseason Fourth Team All-Sun Belt Conference ... Arkansas State Athletic Director's Honor Roll member.

2020

Honorable Mention All-Sun Belt Conference ... Burlsworth Trophy nominee ... A rare two-way player seeing action on both sides of the ball, Ayers earned at least one starting nod on both sides of the ball, including the last four games of the season at defensive end ... One of just three players in the nation during the 2020 season to record at least one receiving touchdown and one sack ... Posted three receptions for 21 yards and a touchdown on offense, while also recording 35 tackles, 6.5 tackles for loss, 4.0 sacks and one forced fumble ... Ranked 12th in the Sun Belt Conference in sacks and 18th in tackles for loss ... Tallied at least one tackle in the last 10 games of the year and had multiple stops in nine outings, including a career-high 10 against Louisiana ... Also posted a career-best 1.5 tackles for loss against both the Ragin' Cajuns and South Alabama ... All four of his sacks came against different opponents ... Offensively, also served as blocker for an A-State team ranked 14th in the country in total offense (489.7 ypg).

2019

Saw action in 12 games, including one as a starter at the fullback position against Texas State ... Did not record any offensive stats ...



MEET THE RED WOLVES

Posted three tackles, all in different games ... Athletics Director's Honor Roll member.

2018

Played in four games, including one as a starter (Texas State) ... Redshirted his true freshman season ... Did not record any stats ... A-State Athletics Director's Honor Roll.

HIGH SCHOOL

Three year varsity starter ... Helped lead his team to a 14-0 record and a state championship his senior season ... Finished the 2017 campaign with 99 tackles and eight sacks ... Earned Big 8 Defensive Player of the Year and Class 2 Defensive Player of the Year honors ... Participated in track and field ... Also recruited by Iowa State, Texas State and Mississippi Valley State among others.

PERSONAL

Born July 26, 2000 ... Earned his Bachelor's Degree in Management in May 2021.

AYERS' CAREER RECEIVING STATISTICS

YR	GP	NO	YDS	AVG/c	TD	LG	REC/G	AVG/G
2018	4	0	0	0.0	0	0	0.0	0.0
2019	12	0	0	0.0	0	0	0.0	0.0
2020	11	3	21	7.0	1	17	0.3	1.9
Total	27	3	21	7.0	1	17	0.3	0.8

AYERS' CAREER DEFENSIVE STATISTICS

YR	GP	UT	AT	TOT	PD	FR	FF	TFL	SK	INT	QBH
2018	4	1	0	1	0	0	0	0	0	0	0
2019	12	3	0	3	0	0	0	0	0	0	0
2020	11	18	17	35	0	0	0	6.5	4.0	0	1
2021	12	5	8	13	0	0	0	0.5	0.5	0	1
Total	39	27	25	52	0	0	0	7.0	4.5	0	2



#75 OFFENSIVE LINEMAN

SAIDOU BA

FRESHMAN • HS
6-6 • 285

MEMPHIS, TENN.
PURE ACADEMY

HIGH SCHOOL

Midyear signee who participated in A-State's 2022 spring camp ... Rivals.com 2-star prospect ... Selected to play in the 19th Annual Autozone Liberty Bowl High School All-Star Game on Dec. 11, 2021 ... Received an invitation to play in the Nashville All-American Bowl on Jan. 8, 2022 ... Also recruited by schools such as Memphis and Tulane.

PERSONAL

Born Feb. 9, 2003.



#34 CORNERBACK

AJ BEALE

FRESHMAN • HS
6-1 • 190

CHERRY VALLEY, ARK.
CROSS COUNTY HS

HIGH SCHOOL

A multi-sport student-athlete from Cross County High School ... Earned all-state honors and was a three time all-conference selection ... Posted over 3,500 all-purpose yards his last two seasons with 36 touchdowns ... Selected to play in the Arkansas All-Star game ... Was also an all-state and all-conference selection in basketball where he scored over 2,000 points in his career.



#30 LINEBACKER

DERRICK BEAN

SENIOR • 4L
6-2 • 232

PINSON, ALA.
CLAY-CHALKVILLE HS

2021

Appeared in six games as a reserve linebacker ... Recorded four tackles with a season-high two tackles against Coastal Carolina.

2020

Started five of six games played at linebacker ... Completed the season with 20 tackles (10 solo/10 assisted), 1.5 tackles for loss and 0.5 sacks ... Posted a season-high five tackles against both Coastal Carolina and Louisiana-Monroe, while also collecting four stops against Appalachian State ... Recorded a season-best 1.0 tackles for loss against the Chanticleers ... Half-sack came against the Warhawks ... Arkansas State Athletics Director's Honor Roll member.

2019

Saw action in nine games on special teams and in a reserve role at linebacker ... Did not record any stats ... Athletics Director's Honor Roll member.

2018

Played in all 13 games as a true freshman, including 10 as a starter ... Started the last nine games of the season, including the Arizona Bowl ... Finished the season with 32 tackles (13 solo/19 assist), 2.5 tackles for loss and one pass breakup ... Ranked ninth on the team in tackles and second among linebackers ... Posted at least one tackle in eight but three games and had multiple stops in eight contests, including a season-high eight at Alabama ... He also posted a season-high 1.5 tackles for loss against the Crimson Tide ... Athletics Director's Honor Roll.

HIGH SCHOOL

Prepped at Clay-Chalkville High School in Pinson, Ala. ... Helped the Cougars to an 11-3 record

PLAYERS



MEET THE RED WOLVES

PLAYERS

as a senior and an appearance in the Class 6A semifinals ... Registered 59 tackles, including 10 for a loss, and returned an interception for a touchdown during junior campaign ... Ranked as a 3-star recruit by Rivals.com, 247Sports and Scout.com ... 247Sports lists him as the No. 63 player in the state of Alabama ... Also recruited by schools such as Memphis and Troy.

PERSONAL

Born Dec. 4, 1999 ... Creative Media Production major.

BEAN'S CAREER DEFENSIVE STATISTICS

YR	GP	UT	AT	TOT	PD	FR	FF	TFL	SK	INT	QBH
2018	13	13	19	32	1	0	0	2.5	0.0	0	0
2019	9	0	0	0	0	0	0	0.0	0.0	0	0
2020	6	10	10	20	0	0	0	1.5	0.5	0	0
2021	6	2	2	4	0	0	0	0.0	0.0	0	0
Total	34	25	31	56	1	0	0	4.0	0.5	0	0



#6 WIDE RECEIVER

WYATT BEGEAL

R-FRESHMAN • RS

5-11 • 204

CIBOLO, TEXAS

STEELE HS

2021

Appeared in three games ... Finished with eight rushing attempts for 42 yards and a long of 23 versus Appalachian State ... Did not record a pass attempt ... Redshirted ... Mid-year signee who participated in A-State's 2021 spring camp ... Arkansas State Athletics Director's Honor Roll member.

HIGH SCHOOL

Starter since freshman season at Steele HS ... Passed for 5,585 yards and 46 touchdowns while rushing for 1,119 yards and 20 more TDs since his breakout freshman season (entering senior year) ... Won first seven games as a starter in freshman season, leading Steele to Class 6A Division II state quarterfinals in 2017 ... Led Knights to 23-8 record prior to his senior season (still playing heading into weekend) ... Selected to the San Antonio Sports All-Star Football Game to be played on January 30, 2021 ... 3-star recruit by 247Sports and ESPN ... 2-star recruit by Rivals ... Listed in 247Sports composite rankings as the No. 42 dual-style quarterback in the nation and the No. 221 overall player in the state of Texas ... Ranks No. 12 among dual-threat QBs according to QB Hit List ... Listed as the No. 19 dual-threat QB in the nation and No. 155 overall player in the state of Texas by ESPN ... Also recruited by schools such as Rice, Texas State and Bowling Green.

PERSONAL

Born Sep. 17, 2002.

BEGEAL'S CAREER PASSING STATISTICS

YR	GP	EFF	C-A-I	YDS	TD	LG	PCT	AVG/G
2021	3	0.0	0-0-0	0	0	0	.000	0.0

BEGEAL'S CAREER RUSHING STATISTICS

YR	GP	NO	YDS	AVG/R	TD	LG	AVG/G
2021	3	8	42	5.3	0	23	14.0

BEGEAL'S CAREER RECEIVING STATISTICS

YR	GP	NO	YDS	AVG/C	TD	LG	REC/G	AVG/G
2021	3	0	0	0.0	0	0	0.0	0.0



#5 LINEBACKER

KIVON BENNETT

R-SENIOR • 1L

6-2 • 236

FORT LAUDERDALE, FLA.

TENNESSEE

2021

Second Team All-Sun Belt ... Phil Steele Third Team All-Sun Belt ... PFF First Team All-Sun Belt ... CFN Preseason First Team All-Sun Belt ... PFF Preseason Third Team All-Sun Belt ... CFN Preseason No. 13 overall player in the Sun Belt Conference ... Started in all 12 contests at defensive end ... Ranked first on the team and sixth in the Sun Belt with 8.0 sacks for 42 yards ... Had a season-high 1.5 sacks, twice, at South Alabama and at Georgia State ... Led the team and was fourth in the Sun Belt with 16.5 TFL ... Had a season-high 3.0 TFL in the season-opener against Central Arkansas ... Finished with 58.0 total tackles including 28 solo stops ... Recorded a season-high 11 tackles at Tulsa ... Had four contests with at least six tackles ... Also led the team with five QBH and tallied two pass break-ups ... Finished with two QBH against South Alabama and ULM ... Led the team with two forced fumbles and was one of five players to record a fumble recovery ... Forced his first fumble against Louisiana on Oct. 21 ... Tallied a forced fumble and a fumble recovery returned 80 yards for a touchdown against Georgia State ... Blocked a Georgia Southern punt which resulted in an Arkansas State safety.

TENNESSEE

Played in 28 games, including four starts, at Tennessee from 2017-20 before transferring to Arkansas State ... Despite playing just seven of 10 games in 2020, finished tied for the most sacks on the team with 4.5 and second on the squad in tackles for loss with 7.5 ... Named to the PFF College National Defensive Team of the Week on Oct. 4 ... Placed on the PFF College SEC Defensive Team of the Week on Oct. 28 ... Tied career highs in tackles (5) and sacks (2.0) while setting a new career high with 3.0 TFLs at #21 Auburn ... Set a then new career high with two sacks at Arkansas ... Had three tackles and tied a career high with 2.0 TFLs versus Kentucky ... Scored his first-career TD after recovering a fumble in the end



MEET THE RED WOLVES

zone on the game's second play at #3 Georgia, and had three tackles in the game ... Recorded three tackles and a quarterback hurry in win over Missouri ... Made his first-career start in season-opening win at South Carolina, tying a career-high with five tackles while adding one quarterback hurry and half a sack ... Valuable pass rusher on the 2019 team who finished second on the Vols with 6.0 TFLs in addition to 27 tackles in 2019 ... Was outstanding against Indiana in the 2020 TaxSlayer Gator Bowl, totaling a career-best 2.0 TFLs, three tackles and one QBH ... Posted two tackles, a TFL, sack and two QBH against Vanderbilt ... Had five tackles at Kentucky, tying his career-high ... Totaled three tackles and three QBH versus South Carolina ... Set a career-high in tackles with five against No. 1 Alabama, including a TFL (10/19) ... Notched his first-career sack against Mississippi State ... Earned his first-career start against BYU, setting a then new career-high with four tackles and a QBH ... Recorded a then career-high three tackles in season opener versus Georgia State, including one TFL ... Redshirted the 2018 season after appearing in four games ... Made two tackles ... Saw action against West Virginia, Alabama, Kentucky and Missouri ... Logged tackles against the Wildcats and Tigers ... Appeared in four games as a true freshman in 2017 ... Recorded his first tackle as a Vol at Missouri ... First SEC action came against Alabama ... Made his collegiate debut vs. Indiana State (9/9).

HIGH SCHOOL

Rated as a four-star recruit by the 247 composite rankings ... Starred at national powerhouse St. Thomas Aquinas High School ... Helped the Raiders win their third straight state title in 2016 ... Earned MVP honors in the GEICO State Champions Bowl Series ... Had 31 tackles and three sacks as a senior in 2016.

PERSONAL

Born Jan. 28, 1999 ... Son of Cornelius and Kimberly Bennett ... Father Cornelius was the No. 2 overall draft pick in the 1987 NFL Draft by the Indianapolis Colts after a decorated collegiate career at Alabama ... Cornelius made five Pro Bowls, was named the AFC Defensive Player of the Year twice (1988 & 1991) and played in five Super Bowls during his 14-year NFL career.

BENNETT'S CAREER DEFENSIVE STATISTICS

YR	GP	UT	AT	TOT	PD	FR	FF	TFL	SK	INT	QBH
2017	4	1	0	1	0	0	0	0	0	0	0
2018	4	1	1	2	0	0	0	0.0	0	0	0
2019	13	13	14	27	1	0	0	6.0	2.0	0	9
2020	7	13	9	22	0	1	0	7.5	4.5	0	2
2021	12	28	30	58	2	1	2	16.5	8.0	0	5
Total	40	56	54	110	3	2	2	30.0	14.5	0	16

*2017-20 Stats from Tennessee



#1 QUARTERBACK

JAMES BLACKMAN

R-SENIOR • 1L
6-5 • 190

SOUTH BAY, FLA.
FLORIDA STATE

PLAYERS

2021

Made six appearances with five starts at quarterback in his first season at Arkansas State before missing the final six games of the season to injury ... Finished with 169 passing yards in his A-State debut, the season-opener against Central Arkansas ... Hurlled a career-high four touchdowns against Memphis and finished with 306 passing yards, all in the second half ... Had three appearances with over 300 passing yards ... Threw for 321 yards with two touchdowns at Tulsa ... Recorded eight touchdowns ... Against Memphis, connected with wide receiver Jeff Foreman for an 89-yard completion, tying the longest pass in Centennial Bank Stadium and the third-longest in program history ... Finished with 1,344 total yards as a redshirt junior ... Had three multi-touchdown games ... Completed a season-high 28 passes on 42 attempts at Georgia Southern.

FLORIDA STATE

Spent the 2017-20 seasons at Florida State before transferring to Arkansas State ... Tied for 10th in FSU's program history with 43 touchdown passes ... Ranked 11th on program's all-time completions list with 433 ... 12th in program history with 5,445 passing yards and in total offense with 5,417 yards ... Three 300-yard passing games tied for 15th ... Second quarterback in FSU history to throw at least three touchdowns in five consecutive starts; 2020: Appeared in four games with two starts ... was 43-of-76 passing for 366 yards and two touchdowns ... opened season 23-of-43 for 198 yards and one touchdown vs. Georgia Tech ... Completed 16-of-26 passes for 120 yards and one touchdown at No. 12 Miami ... Was 4-of-5 passing for 48 yards vs. No. 5 Notre Dame ... Also saw action vs. Pitt; 2019: Appeared in 12 games with 10 starts ... Team captain ... Was 184-of-292 passing for 2,339 yards with 17 touchdowns ... Rushed 68 times for 41 yards and one score and made two-yard reception ... Tied for second in ACC and eighth in NCAA with three 70+-yard completions ... Also ranked second in ACC and tied for seventh nationally with five 60+-yard completions and tied for second in conference and 14th nationally with eight 50+-yard completions ... Average of 8.01 yards per pass attempt was third-highest in ACC ... Completion percentage of 63.0 was fourth-best in ACC ... Completed career-high 30 passes on 40 attempts for 282 yards and three touchdowns while adding five yards and his first career rushing touchdown in 45-44 win vs. ULM ... Completions total tied for 16th on FSU's single-



MEET THE RED WOLVES

PLAYERS

game list ... Opened season with 327 yards, three touchdowns and zero interceptions on 23-of-33 passing vs. Boise State, producing only 27th 300-3-0 game in program history ... Passed for season-high 346 yards and two touchdowns on 18-of-26 passing and added 29 yards on eight rush attempts in 38-31 victory at Boston College ... Was 22-of-37 passing for 234 yards and three touchdowns with zero interceptions at No. 25 Virginia ... Was 11-of-14 passing for 127 yards and added 13 yards on five carries before being injured in 35-24 win vs. Louisville ... Split reps in his return at No. 2 Clemson and completed nine passes for 66 yards ... Was 27-of-43 passing for 280 yards and two touchdowns and added eight yards on nine carries at Wake Forest ... Was 2-of-3 passing for 24 yards and rushed three times for 11 yards in 35-17 victory vs. Syracuse ... Completed 13-yard pass and rushed twice for eight yards vs. Miami ... Was 13-of-22 passing for 246 yards and three touchdowns while rushing four times for career-high 53 yards in 49-12 win vs. Alabama State ... Rushing yards vs. Hornets included career-long 35-yard carry, the 2nd-longest rush by an FSU quarterback who also completed a 60-yard pass in the same game ... Was 14-of-23 passing for 150 yards in regular season finale at No. 8 Florida ... Was 14-of-26 passing for 244 yards and one touchdown while adding first career reception in Sun Bowl vs. Arizona State ... Completed 91-yard touchdown pass, which was longest scoring pass in Sun Bowl history, second-longest touchdown pass in FSU bowl history and seventh-longest scoring toss on program's all-time list; 2018: Appeared in four games with one start, redshirting the season ... Was 33-of-51 passing for 510 yards and five touchdowns ... Earned team's Don Powell Award ... Started at North Carolina State and was 29-of-46 for 421 yards and four touchdowns ... Completions and yards were single-game career highs and touchdowns total tied career high ... 421 yards tied for 15th on FSU's single-game list and were most by FSU quarterback since Jameis Winston's 444 in 2013 ... Passing yards also were most in head coach Willie Taggart's career ... Named ACC Quarterback of the Week for his performance at Wolfpack ... Was 3-of-4 passing for 88 yards and 73-yard touchdown vs. No. 2 Clemson ... Also saw action in 38-17 victory vs. Wake Forest ... Redshirted 2018 season; 2017: Proved himself as one of the top freshman signal callers as he ranked third in the country in passing yards by a freshman with 2,230 yards ... Also threw for 19 touchdowns and completed 173-of-297 for completion percentage of 58.2 ... Accounted for at least one touchdown in 11 of 12 starts and threw multiple touchdown passes in five games ... Named starting quarterback after a season-ending injury to Deondre Francois in season opener ... In starting debut against North Carolina State, threw for a career-high 278 yards on 22 completed passes and his first touchdown pass ... In his first taste of the FSU-Miami rivalry, threw for 203 yards and two touchdowns, with both touchdowns and 121

yards coming in the fourth quarter against the ACC Coastal Division champions ... Completed a career-high 85.7 percent of passes in win at Duke ... Showed incredible poise and toughness at defending national champion Clemson, throwing for 208 yards and a touchdown ... Guided the team to a school-best fifth straight victory over rival Florida, throwing for two touchdowns ... Threw for 233 yards and a bowl-record four touchdowns in a dominating 42-13 win over Southern Mississippi in the Walk-On's Independence Bowl ... Named Offensive MVP for his efforts.

HIGH SCHOOL

Varsity football letterman at Glades Central High School ... Captured a four-star rating from Rivals and 247Sports, while being tabbed a three-star recruit by ESPN and Scout ... Rated the nation's No. 7 pro style quarterback and No. 29 overall player in Florida by 247Sports, while making the recruiting service's coveted Top247 prospect list ... Rated the nation's No. 10 dual threat quarterback and No. 33 player in Florida by Rivals ... Ranked No. 220 in the Rivals300 ... Ranked the nation's No. 24 overall quarterback by ESPN and a top 100 player in the state of Florida ... Passed for 2,511 yards and 14 touchdowns at Glades Central in 2016, leading the Raiders to the Class 4A regional semifinals ... Ranked Florida's No. 3 quarterback prospect by Scout and the No. 7 signal caller in the Orlando Sentinel's Top 100 prospect list ... Rated No. 5 on the Palm Beach Post's Big Board of top area college prospects and was also a member of the Post's Super 11 for the 2016 football season ... Collected Palm Beach Post All-Area First Team and Sun Sentinel All-Palm Beach County First Team accolades in 2016, as well as Class 4A honorable mention All-State honors in 2015 and 2016 ... Tossed for over 2,000 yards and 24 touchdowns as a junior ... Also recruited out of high school by programs such as Louisville, Miami and West Virginia, among others.

PERSONAL

Born Nov. 14, 1998.

BLACKMAN'S CAREER PASSING STATISTICS

YR	GP	EFF	C-A-I	YDS	TD	LG	PCT	AVG/G
2017	13	135.02	173-297-11	2230	19	60	.582	171.5
2018	4	177.14	33-51-1	510	5	73	.647	127.5
2019	12	141.98	184-292-11	2339	17	91	.630	194.9
2020	4	97.8	43-76-3	366	2	27	.566	91.5
2021	6	131.3	109-183-4	1344	8	89	.596	224.0
Total	39	135.8	542-899-30	6789	51	91	.603	174.1

BLACKMAN'S CAREER RUSHING STATISTICS

YR	GP	NO	YDS	AVG/R	TD	LG	AVG/G
2017	13	65	-32	-0.5	0	21	-2.5
2018	4	11	-26	-2.4	0	9	-6.5
2019	12	68	41	0.6	1	35	3.4
2020	4	18	-11	-0.6	0	16	-2.8
2021	6	32	-39	-1.2	0	24	-6.5
Total	39	194	-71	-0.4	1	35	-1.8

*2017-20 Stats from Florida State



MEET THE RED WOLVES

PLAYERS



#19 **CORNERBACK**
DENZEL BLACKWELL
 SOPHOMORE • 1L
 5-10 • 180
 HOUSTON, TEXAS
 BOSTON COLLEGE

2021

Appeared in 10 games ... Recorded 16 tackles with 13 solo tackles ... Tallied an interception in the road win at ULM ... Finished with a career-high six tackles against Central Arkansas ... Had three multi-tackle games ... Arkansas State Athletic Director's Honor Roll member.

BOSTON COLLEGE

Saw consistent action on special teams for the Eagles ... Did not record any stats.

HIGH SCHOOL

Three-star prospect by 247Sports, ESPN and Rivals ... ranked as the No. 100 prospect in the state of Texas by Rivals ... led team to a pair of consecutive appearances in the Texas state playoffs ... played for head coach Klay Kubiak ... key performer of a Fighting Crusaders squad that went 10-3 his senior season ... three-year starter and a team captain for the Crusaders ... in his junior year, he helped lead Strake Jesuit to a 6-1 District 23-6A finish and an overall 10-2 record, as well as a resounding 55-7 playoff victory over Friendswood Clear Brook High ... 2018 District 23-6A Second Team honors and was among the prestige few to be selected to the Touchdown Club of Houston's 2019 preseason All-Greater Houston UIL team ... member of the Crusaders relay team that won first place in the 4x100-meter relay with a time of 40.72.

PERSONAL

Born Dec. 28, 2001.

BLACKWELL'S CAREER DEFENSIVE STATISTICS

YR	GP	UT	AT	TOT	PD	FR	FF	TFL	SK	INT	QBH
2021	10	13	3	16	1	0	0	0	0	1	0

#51 **LINEBACKER**
JOE BRITTON
 R-JUNIOR • TR
 6-1 • 225
 BENTONVILLE, ARK.
 MISSOURI

MISSOURI

Appeared in 15 games, primarily on special teams ... Saw action in 2020 against Alabama, Tennessee and LSU ... Made one tackle as a redshirt freshman in 2018 ... Joined the program as a walk-on in 2017.

HIGH SCHOOL

Was a three-year letterman as a linebacker at Bentonville High School ... Named First Team



#97 **DEFENSIVE LINEMAN**
VJ BRONSON
 SOPHOMORE • TR
 6-3 • 275
 KATY, TEXAS
 LAMAR

LAMAR

Played in 10 games earning four starts ... Ended the year with 22 tackles, including four unassisted stops, and one sack ... Was also credited with three quarterback hurries ... Recorded a season-high four tackles (all unassisted) against Abilene Christian and Jacksonville State ... One of his stops against Jacksonville State was a sack ... Had three unassisted tackles and a quarterback hurry at Northern Colorado.

HIGH SCHOOL

A 2020 first-team all-district selection ... In 26 career games on varsity, he recorded 116 total tackles, including 47 solo stops ... Had eight tackles for losses and five sacks ... Recorded 43 tackles, including four for losses and 1.5 sacks during his junior season ... Was also credited with two pass breakups and a forced fumble ... Followed that up with a 73-tackle season (37 solo and 36 assisted) as senior ... Recorded eight tackles, including three sacks in a game against Cinco Ranch during his senior season ... Guided Taylor HS to a state semifinal appearance as a junior where he recorded 15 tackles in the game ... Also received attention from New Mexico State, Texas Southern, Houston Baptist and UIW.


PERSONAL

Born July 9, 2002.

BRONSON'S CAREER DEFENSIVE STATISTICS

YR	GP	UT	AT	TOT	PD	FR	FF	TFL	SK	INT	QBH
2021	10	4	18	22	0	0	0	1.0	1.0	0	2

*Stats from Lamar



#38 **DEEP SNAPPER**
JACK BULLARD
 SOPHOMORE • 2L
 5-11 • 202
 CHANDLER, ARIZ.
 CORONA DEL SOL HS

2021

Saw action in all 12 games handling deep snapping duties ... Tallied two total tackles, finishing with one in back-to-back games against Washington and Tulsa ... Arkansas State Athletic Director's Honor Roll member.



MEET THE RED WOLVES

PLAYERS

2020

Saw action in two games, versus Kansas State and Coastal Carolina, handling deep snapping duties ... Arkansas State Athletics Director's Honor Roll member.

HIGH SCHOOL

Varsity letterman at Coronel Del Sol, which rebounded from a 1-9 season his junior year to the 6A playoffs as a senior ... Rated as a 4-star prospect with Rubio Long Snapping ... Represented Arizona high school football at the Hammer Kicking Academy Top 40 camp ... Also was a starting tight end for the Aztecs and played in a reserve role at the defensive end position.

PERSONAL

Born Oct. 26, 2001.



#71 OFFENSIVE LINEMAN

MEKHI BUTLER

R-SOPHOMORE • RS
6-3 • 338

OMAHA, NEB.
IOWA WESTERN

2021


Did not see game action ... Redshirted.

IOWA WESTERN

Two-year letterman at Iowa Western, earning NJCAA First Team All-America recognition in 2020 ... Helped lead the Reivers to a 7-1 record and No. 4 position in the final NJCAA football rankings in 2020 ... Paved the way on the offensive line for Iowa Western to rank third and 11th in the nation in scoring and total offense, averaging 42.5 points and 403.1 yards per game.

HIGH SCHOOL

Varsity letterman at Omaha North High School ... Named First Team Super-State as a junior and senior ... Also played defense, recording 23 tackles and 4.0 tackles for loss his senior season ... Tabbed to USA Today's All-USA Nebraska Football Team as a first-team pick ... Led the Vikings to a state championship.



#26 WIDE RECEIVER

CJ CAGE

R-FRESHMAN • RS
5-11 • 177

FT. LAUDERDALE, FLA.
UNIVERSITY SCHOOL OF NSU

2021

Did not see any game action ... Redshirted.

HIGH SCHOOL

Varsity football letterman at University School of NSU.

PERSONAL

Born Oct. 4, 2002.

#22

QUARTERBACK

CHASE CAMPBELL

FRESHMAN • HS
6-2 • 193

EDINBURG, TEXAS
ROBERT VELA HS

HIGH SCHOOL

Was the starting quarterback for a Robert Vela High School program that finished with a 12-1 overall record and perfect 8-0 mark in district play ... Named the District 31-6A Offensive Most Valuable Player ... Threw for 1,694 yards and 23 touchdowns ... Had a completion percentage of .620 after averaging 141.2 yards per game ... Was a multi-sport student-athlete, competing on the soccer team ... An Academic All-State Honorable Mention selection.

PERSONAL

Born March 11, 2004.



#10

LINEBACKER

JORDAN CARMOUCHE

R-SENIOR • TR
6-2 • 230

MANVEL, TEXAS
HOUSTON

HOUSTON

Transfer from Houston who participated in A-State's 2022 spring camp ... 2021: Recorded 12 tackles and 0.5 tackles for loss while playing in 11 games for the Cougars ... 2020: Appeared in seven games and recorded four starts at MIKE linebacker ... Recorded 12 tackles and 1.0 tackle for loss ... Logged three tackles in first career start vs. UCF (Oct. 31) ... Had season-high four tackles at Cincinnati ... Recorded two tackles and one TFL at Memphis ... Made two tackles against Hawaii in the New Mexico Bowl (Dec. 24) ... 2019: Played in two games before suffering a season-ending injury ... Finished with three tackles at No. 4/4 Oklahoma ... Recorded two tackles in win vs. Prairie View A&M ... 2018: Saw action in nine games ... Finished with two tackles in win against Texas Southern ... Had four tackles and one pass breakup in win at ECU ... Had six tackles vs. Army in the Armed Forces Bowl.

NAVARRO COLLEGE

Played defensive end in six games ... Totaled 32 tackles and four sacks while forcing one fumble.

SMU

Played at running back for the 2016 season ... Saw action in three games ... Totaled 46 rushing yards on 15 carries ... Received a medical redshirt for the season to preserve a season of eligibility.



MEET THE RED WOLVES

PLAYERS

HIGH SCHOOL

Three-star prospect ... Named one of "Texas' Best" 2016 Linebackers by Dave Campbell's Texas Football Rising ... Named to the Houston Chronicle Greater Houston Top 100 ... Notched 60 stops in 2015.


PERSONAL

Born Nov. 3, 1997.

CARMOUCHE'S CAREER DEFENSIVE STATISTICS

YR	GP	UT	AT	TOT	PD	FR	FF	TFL	SK	INT	QBH
2018	9	6	6	12	1	0	0	0.0	0.0	0	0
2019	2	1	4	5	0	0	0	0.0	0.0	0	0
2020	7	3	9	12	0	0	0	1.0	0.0	0	0
2021	11	4	8	12	0	0	0	0.5	0.0	0	0
Total	29	14	27	41	1	0	0	1.5	0.0	0	0

*Stats from Houston



#86 WIDE RECEIVER

WALKER CATSAVIS

FRESHMAN • HS
6-4 • 170

FORT SMITH, ARK.
NORTHSIDE HS

HIGH SCHOOL

Threw for 1,423 yards and 16 touchdowns as the starting quarterback at Northside High School in 2021 ... Held the role of starting quarterback after moving from receiver in 2020 ... Was third on the team with 210 rushing yards and three touchdowns ... Also competed on the basketball team.

PERSONAL

Born June 6, 2003.



#27 SAFETY

KARON COLEMAN

R-SOPHOMORE • 1L
6-0 • 197

EUTAW, ALA.
GREENE COUNTY HS

2021

Arkansas State Athletics Director's Honor Roll member ... Did not see game action.

2020

Saw action in six games on special teams and in a reserve role in the secondary ... Completed the season with two tackles and one blocked kick, all coming against Louisiana-Monroe in the Red Wolves' season finale ... Arkansas State Athletics Director's Honor Roll member.

2019

Did not play in any games, redshirting his true freshman season ... Athletics Director's Honor Roll member.

HIGH SCHOOL

Four-year varsity football letterman ... Named an Alabama Sports Writers Association (ASWA) Class 3A Second Team All-State selection as both a junior and senior ... Tuscaloosa News "Super 11 of West Alabama" selection ... Passed for 2,256 yards and 27 touchdowns as a senior ... Also a member of the varsity track & field team, placed fourth in the state in the 400 meter dash event.

PERSONAL

Born March 27, 2001 ... Communication Studies major.

COLEMAN'S CAREER DEFENSIVE STATISTICS

YR	GP	UT	AT	TOT	PD	FR	FF	TFL	SK	INT	QBH
2020	6	2	0	2	0	0	0	0	0	0	0



#31 SAFETY

JUSTIN COLLINS

FRESHMAN • HS
6-2 • 185

BATON ROUGE, LA.
UNIVERSITY LABORATORY SCHOOL

HIGH SCHOOL

A three-star outside linebacker by *Rivals.com* ... Won the Division II State Championship at University Laboratory School ... Helped lead the 2021 team to a perfect 13-0 record ... Named Second Team All-District ... Finished his senior season with 56 tackles, five tackles for loss, three interceptions, eight pass breakups, a forced fumble and a fumble recovery ... As a junior, he recorded an interception, a forced fumble, a fumble recovery and 20 tackles.

PERSONAL

Born Jan. 24, 2004.



#80 WIDE RECEIVER

TRACE CORUM

FRESHMAN • HS
6-0 • 155

KNOXVILLE, TENN.
FARRAGUT HS

HIGH SCHOOL

Named to the TSWA All-State team and The Coaches Division I Class 6A Coaches All-State team ... Finished senior campaign with 1,131 receiving yards on 76 catches ... Tallied 17 total touchdowns with 1,625 all-purpose yards ... Was named the Friday Frenzy Player of the Week after posting a season-high three touchdowns and 114 receiving yards in Farragut's week six victory against South-Doyle.

PERSONAL

Born May 2, 2004.



MEET THE RED WOLVES

PLAYERS



#25 DEFENSIVE END
KEYRON CRAWFORD
 FRESHMAN • HS
 6-5 • 240
 MEMPHIS, TENN.
 BRIARCREST CHRISTIAN SCHOOL

HIGH SCHOOL

Named the regional defensive MVP as a senior after recording 78 tackles and 14 sacks ... 78 tackles ranked second in the Division II-AAA West Region ... Selected to play in the 19th Annual Autozone Liberty Bowl High School All-Star Game on Dec. 11, 2021 ... Received an invitation to play in the Nashville All-American Bowl on Jan. 8, 2022 ... Helped lead the Saints to a 9-2 record and the second round of the state playoffs ... Played basketball growing up and didn't play football until his senior season ... Also recruited by schools such as Iowa, Nebraska, South Florida and Western Kentucky.

PERSONAL

Born Oct. 18, 2002.



#5 RUNNING BACK
JA'QUEZ CROSS
 R-FRESHMAN • TR
 5-11 • 185
 FORDYCE, ARK.
 FORDYCE HS / PURDUE

PURDUE

Saw action in three games and redshirted his true freshman season at Purdue in 2021 ... Recorded 13 rushing attempts for 27 yards with a long run of five yards ... Caught one pass covering six yards.

HIGH SCHOOL

Helped guide Fordyce (Ark.) HS to a 2020 state title and 15-0 record with a 5-0 2A Region 8 record ... As a senior in 2020, paced the team with 872 rushing yards on 100 carries with a team-best 20 touchdowns and added a squad-leading 751 receiving yards on 35 catches with nine touchdowns, also the most on the team, to total 2,002 all-purpose yards and 1,656 total yards ... 3-star recruit by 247Sports ... No. 11-ranked overall recruit in the state of Arkansas by 247Sports.com.


PERSONAL

Born Jan. 11, 2002.

CROSS' CAREER RUSHING STATISTICS

YR	GP	NO	YDS	AVG/R	TD	LG	AVG/G
2021	3	13	27	2.1	0	5	9.0

*Stats from Purdue




#15 QUARTERBACK
JAXON DAILEY
 FRESHMAN • HS
 6-3 • 215
 PLEASANT HILL, IOWA
 SOUTHEAST POLK HS

HIGH SCHOOL

Midyear signee who participated in A-State's 2022 spring camp ... Consensus 3-star prospect by 247Sports.com, Rivals.com and ESPN.com ... Rated as the No. 43 quarterback in the nation and No. 7 overall player in the state of Iowa according to 247Sports' composite rankings ... Ranked as the No. 9 overall player in Iowa by Rivals ... ESPN.com's No. 56-rated quarterback in the country, as well as the No. 7 and No. 121 overall player in the state of Iowa and Midwest region ... Posted a 22-2 record as a starter while passing for 3,585 yards and 40 touchdowns the last two seasons ... Led the SEP to a 12-1 record and the 2021 Class 5A State Championship, the first in school history ... Earned First Team Class 5A All-State honors from the Iowa Print Sports Writers Association (IPSWA) in 2021 ... Per VarsityBound.com, completed 134-of-222 passes for 1,865 yards and 20 touchdowns, while adding 257 rushing yards and four scores on the ground ... Des Moines Register's All-Iowa Elite Team quarterback ... Led the Rams to a 10-1 record and the state championship game in 2020, earning Second Team All-State recognition from the IPSWA ... Per VarsityBound.com, completed 140-of-204 passes for 1,859 yards and 20 touchdowns and also posted 51 rushing attempts for 263 yards and eight touchdowns ... First Team All-District CIML ... As a sophomore in 2019, completed 98-of-163 passes for 1,297 yards and 14 touchdowns ... Also recruited by schools such as Iowa State, Michigan, Iowa, Missouri, Wisconsin, Rice, Buffalo and Western Kentucky.

PERSONAL

Born May 19, 2003.



#42 LINEBACKER
CHRIS DALEY
 R-FRESHMAN • RS
 6-0 • 190
 KNOXVILLE, TENN.
 KNOXVILLE CATHOLIC HS

2021

Did not see game action ... Redshirted.

HIGH SCHOOL

Varsity football letterman at Knoxville High School ... Helped lead the Fighting Irish to a 5-5 record as a senior, ending the season with four victories over their last five games.

PERSONAL

Born Oct. 24, 2001.



MEET THE RED WOLVES

PLAYERS



#4 CORNERBACK

TAYLON DOSS

SOPHOMORE • 2L
5-10 • 188

SHANNON, MISS.
SHANNON HS

2021

During A-State's spring camp, earned the team's "4-6/A to B" award for his performance on special teams and in the secondary ... Arkansas State Athletics Director's Honor Roll member ... Appeared in 11 games with five starts at safety for the Red Wolves ... Finished up with 44 tackles, ranking seventh on the team ... Recorded 35 solo stops including a career-high eight against Louisiana ... Also had a career-high 11 total tackles against the Ragin' Cajuns ... Forced two fumbles against Louisiana ... Tallied his first career TFL against Central Arkansas and finished the season with two TFL for six yards ... Recorded four pass break-ups, all coming in the first three games of the season against Central Arkansas, Memphis and at Washington ... His pass break-up total ranked fourth on the team.

2020

Played in six games as a true freshman, gaining one start during A-State's 35-31 victory over Kansas State at Manhattan ... Recorded four tackles, including a season-high two against Coastal Carolina ... Also had one stop against Memphis and Central Arkansas.

HIGH SCHOOL

Two-year varsity football letterman at Shannon High School ... Recorded 60 tackles, two interceptions and 19 pass break-ups during his senior season ... Tabbed first team all-district ... Named the team's "Player of the Game" eight times throughout his high-school career ... Superintendent's Honor Roll member ... Listed as a two-star prospect by Rivals ... Also recruited by schools such as Middle Tennessee, Southern Miss and ULM.

PERSONAL

Born Aug. 9, 2001 ... Business Administration major.

DOSS' CAREER DEFENSIVE STATISTICS

YR	GP	UT	AT	TOT	PD	FR	FF	TFL	SK	INT	QBH
2020	6	3	1	4	0	0	0	0.0	0.0	0	0
2021	11	35	9	44	4	0	2	2.0	0.0	0	0
Total	17	38	10	48	4	0	2	2.0	0.0	0	0



#28 WIDE RECEIVER

REAGAN EALY

SOPHOMORE • 1L
5-9 • 160

PLANT CITY, FLA.
PLANT CITY HS

2021

Appeared in 11 games for the Red Wolves ... Tallied 136 receiving yards on 11 catches ... Had a career-long reception of 42 yards and a career-high 60 receiving yards against Georgia Southern ... Recorded three multi-catch games.

HIGH SCHOOL

Three-year varsity football letterman at Plant High School ... During his varsity career, recorded 93 catches for 1,428 yards and 11 touchdowns ... Posted 45 receptions for 850 yards and seven touchdowns as a senior, while also accumulating 182 kickoff return yards ... Tabbed all-state following his senior season after helping lead the Raiders to the No. 3 ranked offense in Class 7A.

PERSONAL

Born Dec. 17, 2002.

EALY'S CAREER RECEIVING STATISTICS

YR	GP	NO	YDS	AVG/C	TD	LG	REC/G	AVG/G
2021	11	11	136	12.4	0	42	1.0	12.4



#48 SAFETY

ALSTON ELAM

R-FRESHMAN • RS
5-9 • 165

COLLIERVILLE, TENN.
COLLIERVILLE HS

2021

Did not see game action ... Redshirted.

HIGH SCHOOL

Three-year varsity letterman at Collierville High School, finishing his prep career with 78 tackles and 30 passes defended ... Saw time on both sides of the ball and returned kickoffs ... First Team All-Region 7-6A ... Recorded 21 tackles and 12 passes defended in seven games as a senior at Collierville ... Junior season, finished with 39 tackles and 10 passes defended while also recording 5 receptions for 117 ... Responsible for 18 tackles and 8 pass break-ups as a sophomore.

PERSONAL

Born July 24, 2003.



MEET THE RED WOLVES

PLAYERS



#32	KICKER
AIDAN ELLISON	
R-FRESHMAN • RS 5-11 • 186	
NAPERVILLE, ILL. NAPERVILLE CENTRAL HS	

2021

Arkansas State Athletic Director's Honor Roll member ... Did not see game action ... Redshirted.

HIGH SCHOOL

Varsity football letterman at Naperville Central High School ... Named to the News-Gazette All-State football team as a senior ... Made all four of his field goal attempts and made 29-of-30 extra points ... Tabbed all-area as a kicker by the Sun-Times ... Started seven games at safety as a sophomore, posting four interceptions and five touchdowns while handling all kicking duties ... Started at cornerback all nine games during his freshman season and posted one interception ... Handled all kicking duties and connected on 32-of-34 extra point attempts.

PERSONAL

Born Sep. 14, 2002.



#12	SAFETY
WESLEY ETIENNE	
FRESHMAN • HS 6-0 • 185	
FORT LAUDERDALE, FLA. WESTERN HS	

HIGH SCHOOL

Consensus 3-star prospect by 247Sports.com, Rivals.com and ESPN.com ... Listed as the No. 101 safety in the nation and No. 167 overall player in the state of Florida per 247Sports' composite ratings ... ESPN.com's No. 78 safety in the nation and No. 159 overall player in Florida ... Per MaxPreps, posted 56 tackles, 4.5 tackles for loss, one interception and 8 pass break-ups as a senior ... Four-year varsity letterman who recorded 168 tackles, 9.0 TFL, 3 interceptions, 25 pass break-ups, 2 fumble recoveries and 3 forced fumbles during his high school career ... Helped lead Western to a 9-3 record and the second round of the state playoffs as a senior in 2021 ... Also recruited by schools such as Kentucky, Indiana, Mississippi State, Syracuse, Utah, Florida Atlantic, Buffalo, Ole Miss, Charlotte, North Carolina, Middle Tennessee, UConn, Yale, UAB and Marshall.

PERSONAL

Born Dec. 24, 2003.



#40	LINEBACKER
BRYSON EVERETT	
FRESHMAN • HS 6-2 • 190	
PINE BLUFF, ARK. PINE BLUFF HS	

HIGH SCHOOL

Varsity football letterman at Pine Bluff High School.

PERSONAL

Born Sept. 29, 2002.

#35	RUNNING BACK
TORRANCE FARMER	
SOPHOMORE • TR 6-2 • 225	
SPRINGDALE, ARK. COFFEYVILLE (KAN.) CC	

COFFEYVILLE CC

Played two seasons at Coffeyville Community College in Kansas ... Rushed 30 times for 96 yards for the Red Ravens in 2021 ... Played in two games in the Spring 2021 season, rushing nine times for 47 yards.

HIGH SCHOOL

Two-star running back out of Har-Ber High School in the class of 2020, originally committing to Bowling Green ... Ranked as the 23rd-best player in the state of Arkansas in the class by 247Sports.com ... Rated by ESPN as a two-star prospect and the No. 21 player in the state.



#39	CORNERBACK
JAXSON FLEMING	
FRESHMAN • HS 5-11 • 165	
MANVEL, TEXAS MANVEL HS	

HIGH SCHOOL

Varsity football letterman at Melvin High School, playing defensive back and wide receiver for the Mavericks ... Helped lead Manvel to a 10-3 record, 7-1 runner up finish in district and the state playoffs as a senior.

PERSONAL

Born July 27, 2004.



MEET THE RED WOLVES

PLAYERS



#7 WIDE RECEIVER

CHAMP FLEMINGS

R-SENIOR • TR
5-5 • 142

PASADENA, CALIF.
OREGON STATE

OREGON STATE

Played in 42 career games, making 10 starts ... Finished with 61 career receptions for 902 yards and four touchdowns ... On the ground, carried the ball 10 times for 22 yards ... Returned 82 kickoffs for 1,823 yards, an average of 22.2 yards per return ... 2020 All-Pac-12 Honorable Mention selection ... Played in all 13 games in 2021, making 15 receptions for 270 yards and one touchdown ... Caught two passes for 49 yards, including a 45-yarder, in the opener at Purdue ... Totaled 38 yards on two receptions at Washington State ... Caught a 40-yard pass at California ... Totaled 39 yards on three receptions in the win over Stanford ... Phil Steele Preseason All-Pac-12 Fourth Team (KR) ... In 2020, was named the Pac-12's Special Teams Player of the Week on Nov. 23 ... Totaled 125 kickoff return yards on four attempts at Washington ... Finished with 10 receptions for 107 yards and 19 kickoff returns for 447 yards ... Totaled five catches for 55 yards and also returned five kicks for 107 yards in the season opener against Washington State ... Played in all 12 games with five starts in 2019 ... Caught 32 passes for 457 yards and three touchdowns ... Ran the ball three times for 18 yards ... Returned 26 kickoffs for 614 yards, an average of 23.6 yards per kick ... Caught five passes for 142 yards and two touchdowns, including one on a 75-yard pass, in the win over Cal Poly. Out-leapt a Cal Poly defender and the catch ended up on ESPN SportsCenter's "Top 10 Plays" ... Caught his third touchdown of the season at Washington State ... Ended the game versus the Wildcats with four catches for 110 yards ... Posted three five-reception outings: versus Cal Poly, versus Stanford and against Arizona State ... In 2018, ran for a 57-yard kickoff return against Washington State, the longest of the season ... Also ran back a 54-yard kick against Oregon in the season finale.

HIGH SCHOOL

Was the No. 20 wide receiver prospect in California per Scout ... Finished with 1,936 career receiving yards on 155 receptions with 24 touchdowns ... Was also a kick returner ... MaxPreps Player of the Game in a November 2016 victory over Rancho Verde where he had a Cathedral record 15 receptions – held the record with 14 in 2015 as well ... Two-time Angelus League First Team honoree ... Helped Cathedral to the league title and an 11-1 overall record as a senior.

PERSONAL

Born July 12, 1999.

FLEMINGS' CAREER RECEIVING STATISTICS

YR	GP	NO	YDS	AVG/C	TD	LG	REC/G	AVG/G
2018	12	4	68	17.0	0	40	0.3	5.7
2019	12	32	457	14.3	3	75	2.7	38.1
2020	5	10	107	10.7	0	23	2.0	21.4
2021	13	15	270	18.0	1	45	1.2	20.8
Total	42	61	902	14.8	4	75	1.5	21.5

*Stats from Oregon State

FLEMINGS' CAREER RUSHING STATISTICS

YR	GP	NO	YDS	AVG/R	TD	LG	AVG/G
2018	12	4	-13	-3.3	0	10	-1.1
2019	12	3	18	6.0	0	24	1.5
2020	5	1	8	8.0	0	8	1.6
2021	13	2	9	4.5	0	11	0.7
Total	42	10	22	2.2	0	24	0.5

*Stats from Oregon State

FLEMINGS' CAREER KICK RETURN STATISTICS

YR	GP	NO	YDS	TD	LG	AVG/R	AVG/G
2018	12	29	608	0	57	21.0	50.7
2019	12	26	614	0	66	23.6	51.2
2020	5	19	447	0	43	23.5	89.4
2021	13	8	154	0	24	19.3	11.8
Total	42	82	1823	0	66	22.2	43.4

*Stats from Oregon State



#18 DEFENSIVE END

DENNARD FLOWERS

R-FRESHMAN • RS
6-2 • 236

FAIRBURN, GA.
CREEKSIDE HS

2021

Did not see game action ... Redshirted.

HIGH SCHOOL

Named Region 3-5A Defensive Player of the Year ... Helped Creekside High School to second round of state playoffs in 2020 ... Finished 2020 campaign with 61 tackles and 14 sacks along with an interception ... Also competed in track ... 3-star recruit by 247Sports and ESPN ... Listed in 247Sports composite rankings as No. 71 weakside defensive end and No. 120 overall player in state of Georgia ... Ranked No. 187 defensive end and No. 169 overall player in state of Georgia by ESPN ... Also recruited by schools such as Akron, Eastern Michigan, South Alabama, Texas State, Troy and UAB.

PERSONAL

Born Sep. 10, 2002.



MEET THE RED WOLVES

PLAYERS



#14 **WIDE RECEIVER**

JEFF FOREMAN

JUNIOR • 3L
6-0 • 173

OKLAHOMA CITY, OKLA.
DEL CITY HS

2021

Saw action in all 12 games with 11 starts ... Hauled in 556 receiving yards on 31 catches, ranking third on the team and 13th in the league ... Recorded a career-high 198 receiving yards on eight catches against Memphis ... Had a career-long reception of 89 yards against Memphis, tying the longest reception in Centennial Bank Stadium history ... His 89-yard catch was the second-longest mark in the Sun Belt Conference in 2021 ... Finished the season with two touchdowns, one versus Memphis and one at Tulsa ... Had six multi-catch games ... PFF Preseason Honorable Mention All-Sun Belt Conference.

2020

Played in all 11 games, including the last two as a starter ... Recorded 13 receptions for 439 yards and three touchdowns ... 439 receiving yards were the fifth most on the team, while his 33.8 yards per catch was the highest on the squad ... Over the last three games of the season, posted 12 receptions for 406 yards and three scores ... Put together three straight 100-yard receiving games to end the year, which were the fifth most by a SBC player for the entire season ... Finished the Texas State game with three catches for 148 yards, giving him a school-record 49.3 yards per catch that was also the second highest of the season in the Sun Belt ... His 148 receiving yards were the 10th most of the season by a Sun Belt player ... Also collected his first receiving touchdown of the year against the Bobcats and had an 84-yard catch that was the longest of the season by a Sun Belt player and the 17th longest in the nation ... Recorded 144 receiving yards and two touchdowns in A-State's season finale against ULM ... Tallied 130 kickoff return yards on eight attempts, and also completed 1-of-2 passes on the year with a touchdown (48 yards) and an interception ... Phil Steele's Preseason Third Team All-Sun Belt Conference ... Arkansas State Athletics Director's Honor Roll member.

2019

Saw action in 10 games as a true freshmen in a reserve role at the wide receiver position and handling kickoff return duties ... Posted one reception for eight yards against Troy ... Completed the season with 10 kickoff returns for 253 yards with a long return covering 50 yards against Southern Illinois ... Ranked second on the team in number of kickoff returns, return yards and average per return (25.3) ... Ranked fifth in the conference in kickoff return yards per game, which was also a 25.3 average ... Athletics Director's Honor Roll member.

HIGH SCHOOL

Caught more than 50 passes for over 1,000 yards and 14 touchdowns as a senior, earning all-district and all-state honors by The Oklahoman and OK Preps ... Ranked No. 12 on The Oklahoman's Super 30 rankings for the state's top prospects ... VYPE All-OKC Area Football Team ... Junior season saw him haul in 48 receptions for 1,183 yards and 15 touchdowns, while also recording 43 tackles, 8 interceptions and 3 defensive touchdowns ... Varsity basketball and track & field letterman ... 3-star recruit by both 247Sports and Rivals ... Listed as the No. 102 athlete in the nation and No. 13 player in the state of Oklahoma in 247Sports' composite rankings ... No. 9 player in Oklahoma by Rivals ... Also recruited by schools such as Iowa State, Texas Tech, Eastern Michigan, North Texas and Texas State.

PERSONAL

Born Dec. 26, 1999.

FOREMAN'S CAREER RECEIVING STATISTICS

YR	GP	NO	YDS	AVG/c	TD	LG	REC/G	AVG/G
2019	10	1	8	8.0	0	8	0.1	0.8
2020	11	13	439	33.8	3	84	1.2	39.9
2021	12	31	556	17.9	2	89	2.6	46.3
Total	33	45	1003	30.4	5	89	1.4	22.3

FOREMAN'S CAREER KICK RETURN STATISTICS

YR	GP	NO	YDS	TD	LG	AVG/R	AVG/G
2019	10	10	253	0	50	25.3	25.3
2020	11	8	130	0	39	16.3	11.8
Total	21	18	383	0	50	21.3	18.2



#84 **TIGHT END**

BRONTE GALLO

FRESHMAN • HS
6-4 • 250

CLEARWATER, FLA.
CLEARWATER ACADEMY INT'L

HIGH SCHOOL

Helped lead Clearwater Academy International to a 2021 Sunshine State Independent Association Championship ... Received offers from USF, UCF, Valparaiso and McNeese.

PERSONAL

Born Oct. 30, 2003.



MEET THE RED WOLVES

PLAYERS



#92 DEFENSIVE END
THURMAN GEATHERS
 R-SENIOR • 1L
 6-2 • 217
 ACWORTH, GA.
 LOUISVILLE

2021

Saw action in 11 contests ... Finished the year with eight tackles ... Posted his first career sack at A-State against South Alabama and followed that up with another at ULM ... Had a career-high two tackles at Memphis ... Mid-year signee who participated in A-State's 2021 spring camp.

LOUISVILLE

Transferred to A-State from Louisville, where in 2020 he played in six games with 4 tackles, 0.5 tackles for loss, 0.5 sacks and 2 quarterback hurries ... Appeared in 13 games on defense and on special teams in 2019, playing mainly on the punt return team ... Redshirted the 2018 season.

HIGH SCHOOL

Prior to Louisville, played for Shane Queen at North Cobb (Ga.) High School ... Rated a three-star prospect and the No. 73 defensive end nationally by ESPN ... Rated the No. 79 player in the state ... Three-star prospect by 247Sports ... Tabbed as the No. 67 player in Georgia and the No. 42 weakside defensive end ... Recorded 10 tackles and three sacks versus Etowah to earn defensive player of the week accolades ... Named all-GACA First Team defense ... Led North Cobb in sacks ... Named preseason Class 7-A all-state ... Finished his junior year with 77 tackles and 15 sacks ... Named honorable mention all-state ... Team reached the quarterfinals of the 7-A state playoffs ... Voted to the Atlanta Journal Constitution All-Cobb County team ... Voted to the MDJ all-county first team ... Named to the all-region squad ... Invited to play in the Rising Senior game ... Defense allowed just 17.0 per game ... Voted the CCTDC Defensive Lineman of the Year ... Uncle, Jumpy Geathers, played for the Atlanta Falcons ... Also recruited out of high school by programs such as Arkansas, Indiana, Kansas State, Maryland, Marshall, Minnesota, NC State, Purdue, Rutgers, Syracuse, TCU, and USF.

PERSONAL

Born Dec. 18, 1999.

GEATHERS' CAREER DEFENSIVE STATISTICS

YR	GP	UT	AT	TOT	PD	FR	FF	TFL	SK	INT	QBH
2019	11	0	0	0	0	0	0	0.0	0.0	0	0
2020	6	0	4	4	0	0	0	0.5	0.5	0	0
2021	11	4	4	8	0	0	0	1.5	1.5	0	0
Total	28	4	8	12	0	0	0	2.0	2.0	0	0

*2019-20 Stats from Louisville



#22 SAFETY
SAM GRAHAM
 SOPHOMORE • TR
 6-2 • 205
 BALTIMORE, MD.
 LACKAWANNA (PA) COLLEGE

LACKAWANNA COLLEGE

Appeared in five games for Lackawanna as a true freshman in 2021 ... Posted 27 total tackles with a career-high nine against Georgia Military College ... Twenty-three of his 27 tackles were solo stops ... Finished with one TFL for nine yards against Sussex County Community College ... Recorded a fumble recovery against SCCC ... Also blocked a kick in that same game ... Had two pass break-ups during the year ... Also received offers from Kansas and Virginia Tech in the spring of 2022.

HIGH SCHOOL

Varsity football letterman at North County High School who played on both sides of the ball ... Junior season recorded 51 tackles and caught 10 passes for 334 yards and six touchdowns.

PERSONAL

Born Dec. 24, 2002.

#36 RUNNING BACK
AY'JON GREEN
 R-SOPHOMORE • TR
 6-0 • 220
 HAZEN, ARK.
 ARIZONA CHRISTIAN UNIVERSITY

ARIZONA CHRISTIAN UNIVERSITY

Spent his first two seasons of college at Arizona Christian as part of the 2020 Sooner Athletic Conference championship squad.

HIGH SCHOOL

Four-year letterwinner at Hazen High School ... Helped the Hornets advance to the state playoffs all four years and finished as the 2018 state runners-up ... Won a pair of 2A Region 6 crowns ... Two-time all-state and three-time all-region ... Amassed 4,127 yards on 490 carries and 62 touchdowns in his career ... Also lettered in basketball.



MEET THE RED WOLVES

PLAYERS

#59 **LINEBACKER**

GAVEN GUY
 FRESHMAN • HS
 5-11 • 205
 TRUMANN, ARK.
 TRUMANN HS

HIGH SCHOOL

Prepped at Trumann High School as a standout linebacker ... Helped the Wildcats go 8-4 and 5-2 in conference play in 2021, while advancing to the second round of the 4A state playoffs.



#42 **PUNTER**

MAGNUS HAINES
 R-FRESHMAN • TR
 5-11 • 180
 MASSILLON, OHIO
 KENT STATE

KENT STATE

Made his collegiate debut in the home opener against VMI with one punt for 48 yards ... Appeared in two games.

HIGH SCHOOL

Kicked for four seasons for Massillon, earning All-Ohio honors in his junior and senior seasons ... Averaged 41.6 yards per punt as a senior with a long of 60 and 11 punts inside the opponent's 20-yard line ... Recorded 11 touchbacks while handling kickoff duties.

PERSONAL

Born Dec. 3, 2001.

HAINES' CAREER PUNTING STATISTICS										
YR	GP	ATT	YDS	LG	AVG	TB	FC	I20	50+	BLK
2021	2	1	48	48	48.0	0	0	1	0	0

*Stats from Kent State



#48 **PUNTER**

RYAN HANSON
 R-SOPHOMORE • 2L
 6-2 • 218
 TAYLOR, TEXAS
 HOUSTON

2021

Third Team All-Sun Belt Conference ... Phil Steele Second Team All-Sun Belt ... PFF Second Team All-Sun Belt ... Ray Guy Award Watch List ... Played in all 12 games as the team's punter ... Recorded 68 punts for 2,995 yards ... Averaged 44.04 yards per punt, ranking third in the Sun Belt ... Recorded a career-long punt of 73 yards against Texas State ... His 73 yard punt also marked the longest punt of the season in the league ... Finished the year with 24 fair catches, 21 punts inside the 20, and 17 punts of 50 or more yards ... Had a season-high nine punts at Washington, four of those resulting inside the 20 ... Also had

a season-high four punts longer than 50 yards at Washington ... His season-high average of 53.2 yards per punt came in the season finale against Texas State ... Arkansas State Athletic Director's Honor Roll member.

2020

Completed his first season at Arkansas State with 41 punting attempts covering 1,666 yards for a 40.6 average per attempt ... Recorded 11 punts inside the opponent's 20-yard line and also had four punts covering at least 50 yards, including a season-long of 69 yards ... Ranked eighth in the Sun Belt for punting average ... Named the Sun Belt Conference Special Teams Player of the Week on Oct. 12 after averaging 52.0 yards per attempt, which was the highest of the season by a Sun Belt player, and posting three punts inside the 20 ... Also posted two punts over 50 yards, including his 69-yard attempt that was the longest of the season in the Sun Belt ... Recorded at least one punt inside the opponent's 20-yard line seven games, including multiple times in three contests ... Arkansas State Athletics Director's Honor Roll member.

HOUSTON

Redshirted his true freshman season with the Cougars.

HIGH SCHOOL

Four-year letterman at Taylor High School ... Three-time Kohl's Kicking Class of 2019 High School All-American ... Three-time all-district kicker and punter ... All-state selection ... 2018 Blue-Grey All-American ... Averaged 45.1 yards per punt as a senior ... Placed 23 punts inside the opponent's 20 ... Two-time honorable mention all-district selection in golf.

PERSONAL

Born Aug. 2, 2001.

HANSON'S CAREER PUNTING STATISTICS										
YR	GP	ATT	YDS	LG	AVG	TB	FC	I20	50+	BLK
2020	11	41	1666	69	40.6	1	13	11	4	0
2021	12	68	2995	73	44.0	1	24	21	17	0
Total	23	109	4661	73	42.8	2	37	32	21	0



MEET THE RED WOLVES

PLAYERS



#63 OFFENSIVE LINEMAN

DARRELL HARDEN

R-FRESHMAN • RS
6-3 • 317

MEMPHIS, TENN.
CHRISTIAN BROTHERS HS

2021

Did not see any game action ... Redshirted.

HIGH SCHOOL

Received the team's "Sledgehammer Award" for tough and physical play ... Honorable mention all-state selection ... 247Sports three-star recruit ranked as the No. 56 overall player in the state of Tennessee ... Listed as the No. 40 player in the state by Rivals, which tabbed him as a three-star prospect as well ... Also recruited by teams such as Indiana and Tennessee.

PERSONAL

Born Dec. 18, 2002.



#90 DEFENSIVE LINEMAN

TIM HARDIMAN

R-FRESHMAN • RS
5-11 • 267

SPRING, TEXAS
WESTFIELD HS

2021

Appeared in two games, against Washington and Appalachian State, on defense ... Recorded his first career tackle at Washington ... Redshirted.

HIGH SCHOOL

Varsity football letterman at Westfield High School ... Posted 33 tackles, 3.0 sacks, four forced fumbles and one interception as a senior ... Helped lead the Mustangs to the state semifinals ... Rivals two-star prospect ... All-District 16-6A pick ... Academic all-district selection ... Originally signed with Navy and spent one year the Naval Academy Preparatory School in Newport, Rhode Island, before joining the Red Wolves.

PERSONAL

Born Feb. 8, 2002.

HARDIMAN'S CAREER DEFENSIVE STATISTICS

YR	GP	UT	AT	TOT	PD	FR	FF	TFL	SK	INT	QBH
2021	2	1	0	1	0	0	0	0.0	0.0	0	0

#39

WIDE RECEIVER

CAMERON HARRIS

FRESHMAN • HS
6-3 • 195

BENTON, ARK.
BENTON HS

HIGH SCHOOL

Two-sport standout at Benton High School in football and basketball ... 2021 6A All-State selection in football, while earning 5A All-State honors on the hardwood ... Selected to the West team for the Arkansas High School Coaches Association All-Star Game ... Amassed 54 receptions for 1,175 yards and 14 touchdowns as a senior ... In 2020, tallied 56 catches for over 900 yards and 14 scores.



#11 LINEBACKER

JADEN HARRIS

R-FRESHMAN • RS
6-3 • 317

MEMPHIS, TENN.
CHRISTIAN BROTHERS HS

2021

Saw action in 11 games with starts in the final six games at linebacker ... Posted 34 total tackles with 18 solo stops ... Was fourth on the squad with 1.5 sacks and fifth with 4.0 TFL ... Recorded a career-high 12 tackles at South Alabama with 1.5 TFL for four yards and 0.5 sacks for two yards ... His TFL and sack at South Alabama were the first of his career ... Recorded a combined 28 tackles in a mid-season stretch of four games, starting versus Louisiana and finishing at ULM ... Had a season-high 1.0 sacks at ULM ... Forced a fumble at Georgia State.

2020

Started four games, including the last two of the season, while seeing action in five total games ... Ended the season with 23 tackles (10 solo), 2.0 tackles for loss and one quarterback hurry ... Recorded at least one tackle in all five games played and had at least three in the remaining four outings ... Tallied a season-best nine tackles against Kansas State, including 0.5 tackles for loss ... Posted six tackles, his second most of the year, against Louisiana ... Responsible for four tackles and a season-high 1.0 tackles for loss in the season finale against Louisiana-Monroe.

2019

Saw action in three games during his redshirt freshman season ... Did not record any stats ... Athletics Director's Honor Roll member.

2018

Saw action in three games (SEMO, Alabama, Georgia Southern) as a true freshman before redshirting the season ... Did not record any statistics.



MEET THE RED WOLVES

PLAYERS

HIGH SCHOOL

Varsity football letterman at Ouachita Parish in Monroe, La. ... Named to the 2017 All-District 2-5A team as a first-team selection ... 3-star prospect by 247Sports and Scout.com, which also ranks him as the No. 73 player in the state of Louisiana and the No. 146 safety in the nation ... 2-star recruit by Rivals.com ... Also recruited by schools such as ULM, Memphis, Texas State and Mississippi State.

PERSONAL

Born Sept. 17, 1999 ... Exercise Science major.

J. HARRIS' CAREER DEFENSIVE STATISTICS

YR	GP	UT	AT	TOT	PD	FR	FF	TFL	SK	INT	QBH
2018	3	0	0	0	0	0	0	0.0	0.0	0	0
2019	3	0	0	0	0	0	0	0.0	0.0	0	0
2020	5	10	13	23	0	0	0	2.0	0.0	0	0
2021	11	16	18	34	0	1	0	4.0	1.5	0	0
Total	20	26	31	57	0	1	0	6.0	1.5	0	0



#3 CORNERBACK
KENNETH HARRIS
SOPHOMORE • 2L
6-0 • 191
COLUMBIA, LA.
CALDWELL PARISH HS

2021

Appeared in nine contests with two starts at cornerback ... Ranked second on the team and seventh in the Sun Belt Conference with two interceptions for 29 yards ... His interceptions came in back-to-back games against Louisiana and at South Alabama ... Against the Ragin' Cajuns, he returned his pick for 35 yards ultimately leading to an Arkansas State field goal ... Finished with 11 total tackles, including nine solo tackles ... Recorded a season-high four tackles at South Alabama ... Had three multi-tackle games ... Finished with at least one tackle in his final five games played during the season ... Also recorded six pass break-ups including two against Appalachian State and at Georgia State.

2020

Played in 10 games as a true freshman, including four as a starter ... Ended the year with 24 tackles (20 solo/4 assisted) and six pass break-ups that tied the most on the team ... Posted a season-high eight tackles against South Alabama, and also had one pass break-up against the Jaguars ... Recorded five tackles, his second most of the year, versus Appalachian State ... Collected a season-high two pass break-ups against Kansas State ... Arkansas State Athletics Director's Honor Roll member.

HIGH SCHOOL

Varsity football letterman at Caldwell Parish High School in Columbia, LA ... Helped lead Caldwell Parish to a 10-2 record and the second round of the playoff in 2019 ... Named First

Team All-District 3-3A as both a wide receiver and defensive back his senior season ... Earned honorable mention all-state honors from the Louisiana Sports Writers Association in 2019 ... Listed as a 3-star prospect by 247Sports, which also ranks him as the No. 68 overall player in the state of Louisiana and No. 139 cornerback in the nation ... Rivals two-star prospect ... Also recruited by schools such as Memphis, Minnesota and ULM.

PERSONAL

Born May 2, 2002 ... Business Administration major.

K. HARRIS' CAREER DEFENSIVE STATISTICS

YR	GP	UT	AT	TOT	PD	FR	FF	TFL	SK	INT	QBH
2020	10	20	4	24	6	0	0	0.0	0.0	0	0
2021	9	9	2	11	6	0	0	0.0	0.0	2	0
Total	19	29	6	35	12	0	0	0.0	0.0	2	0

#23 WIDE RECEIVER
MARQUIS HARRIS
FRESHMAN • HS
6-5 • 229
BOSSIER CITY, LA.
BOSSIER HS

HIGH SCHOOL

A three-sport varsity athlete at Bossier High School, he competed in football, basketball and soccer.

PERSONAL

Born Dec. 19, 2003.



#32 LINEBACKER
ETHAN HASSLER
SOPHOMORE • 1L
6-2 • 236
COLLIERVILLE, TENN.
COLLIERVILLE HS

2021

Saw action in nine games on defense and special teams ... Posted his first career tackle versus Louisiana.

HIGH SCHOOL

Named First Team Region 7-6A and Defensive Player of the Year as a senior in 2020 ... In seven games as a senior in 2020, recorded 47 tackles, 10.0 tackles for loss, 2.0 sacks and 3 passes defended ... Finished 2019 junior season with 69 tackles, 10.0 tackles for loss, 7.0 sacks, one forced fumble and an interception ... ESPN 3-star recruit listed as the No. 131 defensive end in the nation and No. 37 overall player in the state ... 247Sports 3-star prospect ranked as the No. 66 weak-side defensive end in the nation and the No. 28 overall player in Tennessee ... Rivals 3-star prospect listing him as the No. 37 overall player in the state of Arkansas ... Also recruited



MEET THE RED WOLVES

by teams such as Southern Miss, Colorado, Indiana, Kansas, Liberty, Louisville, Memphis, Tulsa and Wake Forest.

PERSONAL

Born April 28, 2003.

HASSLER'S CAREER DEFENSIVE STATISTICS

YR	GP	UT	AT	TOT	PD	FR	FF	TFL	SK	INT	QBH
2021	9	1	0	1	0	0	0	0.0	0.0	0	0



#41 LINEBACKER

CARSON HINTZ

FRESHMAN • HS
6-0 • 225

HOUSTON, TEXAS
ST. PIUS X HS

HIGH SCHOOL

Recorded 260 tackles throughout his varsity career at St. Pius X High School ... Of his career tackles, 144 were solo stops ... Finished with two interceptions and one forced fumble ... Also recorded 8.0 career sacks ... Competed on the baseball team.

PERSONAL

Born Feb. 18, 2003.



#57 OFFENSIVE LINEMAN

ROBERT HOLMES

R-JUNIOR • RS
6-4 • 340

JUPITER, FLA.
AUSTIN PEAY

2021

Appeared in three games against Central Arkansas, Memphis and Washington and started in all three at right tackle before suffering a season-ending injury ... Assisted in blocking for an offense that accumulated a season-high 680 yards against Memphis ... Arkansas State Athletic Director's Honor Roll member.

AUSTIN PEAY

Played in eight games in 2020-21 with three starts at guard in the fall before starting at tackle five times in the spring ... A Second Team All-OVC selection, was one of four Austin Peay offensive linemen to receive All-OVC honors after the offense led the conference with 29.7 points per game in the spring ... Led the way for an Austin Peay offense that ranked second in passing yards per game (224), rushing yards per game (154), and total offense per game (377) in the OVC ... Austin Peay Athletics Director's Honor Roll and Dean's List member.

UConn

Played 24 games at UConn, playing full 12-game seasons as a redshirt freshman and sophomore ... Blocked for two 1,000-yard runners in 2018:

quarterback David Pindell and running back Kevin Mensah ... Mensah surpassed 1,000-yard mark again in 2019 behind the Huskies offensive line.

HIGH SCHOOL

Prepped at Oxbridge Academy and was a first-team all-state selection (FloridaHSFootball.com) ... MaxPreps High School All-American ... Rated a three-star prospect by 247Sports.

PERSONAL

Born Oct. 22, 1997



#54 OFFENSIVE LINEMAN

CHRISTIAN HOZ

R-JUNIOR • 3L
6-5 • 291

COVINGTON, LA.
ARCHBISHOP HANNAN HS

2021

Appeared in six games with a start at right guard at Tulsa ... Also saw action on special teams ... Blocked for an offense that averaged 395.8 total yards per game and 313.9 passing yards per game.

2020

Played in five games on special teams and in a reserve role on the offensive line ... Saw action against Kansas State, Troy, Louisiana, Texas State and ULM ... Helped lead the way up front for an A-State team that ranked second in the nation in passing offense (364.4 ypg), 14th in total offense (489.7 ypg) and 35th in scoring offense (32.9 ppg) ... Arkansas State Athletics Director's Honor Roll member.

2019

Did not play in any games during his redshirt freshman season ... Athletics Director's Honor Roll member.

2018

Played in one game (versus Texas State) as a true freshman before redshirting the season.

HIGH SCHOOL

Four-year starter on the varsity football team at Archbishop Hannan ... Helped lead his high school to a 10-3 record and third round of the playoffs as a senior in 2017 ... 2016 All-District 7-2A selection ... Listed as a 2-star prospect by Rivals.com, 247Sports and Scout.com ... Rated as the No. 102 player in the state of Louisiana and No. 186 offensive tackle in the nation by 247Sports ... Also recruited by teams such as Marshall, Navy, UCF, Louisiana and Troy.

PERSONAL

Born Nov. 4, 1999 ... Sport Management major.

PLAYERS



MEET THE RED WOLVES

PLAYERS



#10 **WIDE RECEIVER**

TE'VAILLANCE HUNT

SENIOR • 1L
6-1 • 208

TEXARKANA, TEXAS
TCU

2021

Third Team All-Sun Belt Conference ... Phil Steele Third Team All Sun Belt ... PFF Third-Team All-Sun Belt ... Tyler Rose Award Honorable Mention Player of the Week (N. 16) ... Made an immediate impact in his first season at Arkansas State ... Mid-year signee who participated in A-State's 2021 spring camp ... Started in all 11 games he appeared in ... Finished second on the team with 740 receiving yards on 51 receptions ... was second on the team with six receiving touchdowns ... Posted two games with at least 100 receiving yards (138 yards versus Coastal Carolina and 123 versus Memphis) ... Pulled in two touchdowns in the win at ULM ... Made at least six catches in four games ... Had a long reception of 76 yards against Louisiana ... Finished the season with three receptions for at least 50 yards.

TCU

Played in three games at TCU in 2020 ... As a sophomore in 2019, posted 20 receptions for 308 yards and one touchdown ... Played in all 12 games with nine starts ... Had at least one reception in nine games with multiple grabs in seven contests ... His first career touchdown was a spectacular 24-yard grab, in which he got a hand down in the end zone, on a 4th-and-9 pass to tie the Baylor game in the first overtime ... Had career-high totals of four receptions for 78 yards at Iowa State ... Recorded a career-long grab of 49 yards, as part of two catches, in the 51-14 win over Kansas ... Posted three receptions against Oklahoma and UAPB ... Had two catches in wins over No. 15 Texas and Texas Tech ... Saw action in nine games as a freshman season in 2018 ... Totaled four receptions for 45 yards ... Had a career-long catch of 21 yards at Kansas ... His first collegiate reception was a 9-yard grab versus Texas Tech ... also had a reception against West Virginia and Oklahoma State.

HIGH SCHOOL

Rated as four-star recruit by 247Sports.com coming out of Texas High School in Texarkana ... Ranked as the No. 4 wide receiver in Texas and No. 23 in the country ... Rated the No. 15 overall player in the state and No. 161 nationally ... Totaled 69 receptions for 1,243 yards and 18 touchdowns as a senior ... Named first-team District 16-5A ... Also recruited out of high school by schools such as Oklahoma State and Iowa State.

PERSONAL

Born Oct. 4, 1999.

HUNT'S CAREER RECEIVING STATISTICS

YR	GP	NO	YDS	AVG/C	TD	LG	REC/G	AVG/G
2018	9	4	45	11.3	0	21	0.4	5.0
2019	12	20	308	15.4	1	49	1.7	25.7
2020	3	2	6	3.0	0	5	0.7	2.0
2021	11	51	740	14.5	6	76	4.6	67.3
Total	35	77	1099	14.3	7	76	2.2	31.4

*2018-20 Stats from TCU



#99 **DEFENSIVE LINEMAN**

DERIS JACKSON

R-FRESHMAN • 1L
6-2 • 319

MEMPHIS, TENN.
LAUSANNE COLLEGIATE

2021

Appeared in two games ... Redshirted.

2020

Did not play in any games during the 2020 season ... Arkansas State Athletics Director's Honor Roll member.

HIGH SCHOOL

Varsity football letterman at Lausanne Collegiate High School ... ESPN.com 3-star prospect ranked as the No. 95 defensive tackle in the nation and No. 44 overall player in the state of Memphis ... Rivals.com 2-star prospect ... Rated as a 3-star recruit by 247Sports, which also lists Jackson as the No. 112 defensive tackle in the country and No. 44 overall player in Tennessee ... Also recruited by schools such as Memphis, Liberty, Middle Tennessee and UAB.

PERSONAL

Born Nov. 28, 2000 ... Agricultural Studies major.



#33 **SAFETY**

CAM JEFFERY

SOPHOMORE • 1L
5-11 • 186

TUSCALOOSA, ALA.
AMERICAN CHRISTIAN ACADEMY

2021

Appeared in all 12 games as a true freshman for Arkansas State ... Finished with three tackles, including a career-high two against South Alabama.

HIGH SCHOOL

Alabama high-school all-state product who helped lead American Christian Academy to a 12-1 record and the Class 4A semifinals in 2020 ... Finished his senior season with 125 tackles while playing in the secondary ... Saw action on both sides of the ball as a junior, catching 34 passes for 800 yards and 15 touchdowns while also posting 29 tackles and four interceptions ...



MEET THE RED WOLVES

Listed as a 3-star prospect by Rivals, which also ranks him as the No. 59 safety in the nation and No. 31 overall player in the state of Alabama ... 3-star recruit by 247Sports, listing him as the No. 36 athlete in the country and No. 19 overall player in the state ... ESPN also shows Jeffery as a 3-star prospect, as well as the nation's No. 45 athlete and No. 20 player in Alabama ... Also recruited by schools such as Mississippi State, Georgia Tech, Tennessee and Auburn.

PERSONAL

Born Sep. 13, 2002.

JEFFERY'S CAREER DEFENSIVE STATISTICS

YR	GP	UT	AT	TOT	PD	FR	FF	TFL	SK	INT	QBH
2021	12	1	2	3	0	0	0	0.0	0.0	0	0



#0 **WIDE RECEIVER**

DAVERICK JENKINS

FRESHMAN • HS
6-2 • 175

MIAMI, FLA.
NORTHWESTERN HS

HIGH SCHOOL

Consensus 3-star prospect by 247Sports.com, Rivals.com and ESPN.com ... 247Sports composite rankings list Jenkins as the No. 182 wide receiver in the nation and No. 181 overall player in the state of Florida ... Rated as the No. 185 wide receiver in the country and No. 179 overall player in Florida by ESPN.com ... Senior season helped lead Northwestern to a 10-4 record and the state semifinals ... Recorded 55 receptions for 941 yards and 10 touchdowns as a senior in 2021 ... Also recruited by schools such as Indiana, Appalachian State, Mississippi State, Penn State, Toledo, Buffalo, Western Kentucky, UAB, East Carolina and Florida Atlantic.

PERSONAL

Born Oct. 27, 2003.



#78 **OFFENSIVE LINEMAN**

CHASE JESSUP

FRESHMAN • HS
6-4 • 282

HOT SPRINGS, ARK.
LAKE HAMILTON HS

HIGH SCHOOL

ESPN.com and 247Sports 3-star recruit ... Rated as the No. 52 guard in the nation and No. 13 overall player in the state of Arkansas by ESPN ... Listed as the No. 87 offensive tackle in the country and No. 25 overall player in Arkansas, according to 247Sports ... Rivals 2-star prospect ... Helped lead Lake Hamilton to the 2021 Class 6A state championship game ... Three-time all-conference selection ... Tabbed Class 6A all-state twice ... 2021 First Team All-Arkansas Preps, presented by the Arkansas Democrat-Gazette ...

Basketball all-conference pick ... Also recruited by teams such as SMU, Air Force, Kansas, Middle Tennessee, New Mexico and Vanderbilt.

PERSONAL

Born May 31, 2003.

#44 **RUNNING BACK**

CASEY JOHNSON III

FRESHMAN • HS
6-0 • 190

BENTON, ARK.
BENTON HS

HIGH SCHOOL

Prepped at Benton High School ... 6A All-State selection in 2021 ... Rushed for 843 yards and 14 touchdowns as a senior, along with 258 receiving yards and two scores ... A key part of Benton's run to the state final in 2020, scoring twice in the state championship game ... Amassed over 3,000 yards on the ground in his prep career for the Panthers.



#69 **DEEP SNAPPER**

ETHAN JOHNSON

R-FRESHMAN • TR
6-1 • 230

WASHINGTON, MO.
MISSOURI

MISSOURI

Did not see game action.

HIGH SCHOOL

Played for Missouri Hall of Fame head coach Dale Gildehaus at St. Francis Borgia Regional ... Three-year starter on teams that compiled a combined 27-9 record with the 2019 AAA Conference title ... Kohl's Snapping fourth-ranked long snapper in the class of 2021 ... 2019 St. Louis Archdiocesan Athletic Association Conference Large Division Special Teams Player of the Year ... 2019 and 2020 All-Area offensive lineman ... 2020 AAA All-Conference offensive lineman ... played in the 2020 Blue-Grey All-American Game in AT&T Stadium ... scored a perfect 600 on the state EOC test for computer science.

PERSONAL

Born May 7, 2002 ... Father, Curt, played baseball at East Central College and Southeast Missouri State University ... Brother, Evan, played basketball at Grinnell College.

PLAYERS



MEET THE RED WOLVES

PLAYERS



#1	CORNERBACK
SAMY JOHNSON	
JUNIOR • 3L	
5-10 • 188	
LITTLE ROCK, ARK.	
CATHOLIC HS	

2021

Started in eight of 10 games played at cornerback ... Registered 27 total tackles, including 22 solo stops ... Led the Red Wolves and ranked fourth in the Sun Belt Conference with three interceptions and was responsible for two pass break-ups ... Opened the season against Central Arkansas with a 23-yard return on an interception ... Two of his interceptions were in back-to-back games at ULM and at Georgia State ... Had eight multi-tackle contests, including a season-high five tackles against Appalachian State ... Finished with at least one tackle in every game played ... Recorded a TFL for one yard in the win at ULM.

2020

Started six of nine games played and ranked 12th in the Sun Belt Conference in passes defended with eight and tied for 14th in interceptions with two ... In addition to his 8 passes defended, posted 30 tackles, one forced fumble and a fumble recovery ... Recorded at least one tackle in every game played and had multiple stops in seven outings, including a career-high eight against Coastal Carolina ... Tallied a career-best four pass break-ups against Georgia State and intercepted passes against both Central Arkansas and Louisiana, returning his pick against the Bears 60 yards for a touchdown ... Came up with his lone forced fumble and fumble recovery against South Alabama on the same play.

2019

Started the season at the running back position, but was moved to corner ... Played in eight games on special teams and in a reserve role in the secondary during his true freshman season ... Ended the year with four tackles and three kickoff returns for 44 yards ... Posted a season-high two tackles against ULM, while also finishing games against Georgia State and Coastal Carolina with one stop ... All three kick returns were posted against Louisiana with a long return covering 24 yards.

HIGH SCHOOL


Three-time all-state selection from 2016-18 ... Two-time Landers Award nominee and Farm Bureau Award finalist as the top player in the state of Arkansas ... Rushed for over 1,000 yards as a sophomore, junior and senior ... Senior season finished with 201 rushing attempts for 1,048 yards and 11 touchdowns ... Sophomore season ran for 1,292 yards and 13 touchdowns on 175 attempts, while also recording 16 receptions for 217 yards and a pair of scores ... Returned eight kickoff returns for 241 yards and a touchdown in 2017 ... Named the Arkansas

Democrat-Gazette Sophomore of the Year in 2016 ... Completed his sophomore campaign with 211 rushing attempts for 2,036 yards and 23 touchdowns ... Also caught 15 passes for 235 yards and three touchdowns and returned six kickoffs for 206 yards and a score ... Rated as a 3-star prospect by 247Sports, which ranks him as the No. 117 running back in the nation and No. 17 overall player in the state of Arkansas ... 2-star recruit by Rivals.com ... Also recruited by schools such as Tulane, Texas State and Arkansas.

PERSONAL

Born Feb. 27, 2001.

JOHNSON'S CAREER DEFENSIVE STATISTICS											
YR	GP	UT	AT	TOT	PD	FR	FF	TFL	SK	INT	QBH
2019	8	1	2	3	0	0	0	0.0	0.0	0	0
2020	9	24	6	30	8	1	1	0.0	0.0	2	0
2021	10	22	6	28	3	0	0	0.5	0.0	3	0
Total	27	47	14	61	11	1	1	0.5	0.0	5	0



#11	WIDE RECEIVER
ADAM JONES	
R-SOPHOMORE • 1L	
6-2 • 188	
KNOXVILLE, TENN.	
CENTRAL MICHIGAN	

2021

Saw action in 10 games for Arkansas State ... Pulled in 194 receiving yards on 14 catches ... Had a long reception of 32 yards at ULM ... Finished with a season-high 47 receiving yards at Georgia Southern ... Had three multi-catch games ... Scored a touchdown against Memphis ... Mid-year transfer who participated in A-State's 2021 spring camp ... Arkansas State Athletics Director's Honor Roll member.

CENTRAL MICHIGAN

Spent two seasons at Central Michigan before transferring to Arkansas State ... Appeared in all six of the team's games in 2020, but didn't record any stats ... Saw action in four games as a true freshman in 2019 before redshirting the season ... Caught one pass for eight yards.

HIGH SCHOOL

Varsity football letterman at Knoxville Catholic HS.

PERSONAL

Born Jan. 20, 2000 ... Son of Arkansas State Head Football Coach Butch Jones and Barb Jones.

JONES' CAREER RECEIVING STATISTICS								
YR	GP	NO	YDS	AVG/C	TD	LG	REC/G	AVG/G
2019	4	1	8	8.0	0	8	0.3	2.0
2020	6	0	0	0.0	0	0	0.0	0.0
2021	10	14	194	13.9	1	32	1.4	19.4
Total	20	15	202	13.5	1	32	0.8	10.1

*2019-20 Stats from Central Michigan

MEET THE RED WOLVES



	#2	CORNERBACK
	LEON JONES	
	JUNIOR • 1L 6-1 • 192 HATTIESBURG, MISS. MISSISSIPPI GULF COAST CC	

2021

Named PFF Honorable Mention All-Sun Belt ... Appeared in all 12 games for Arkansas State with starts in seven games at cornerback ... Earned his first start at Tulsa ... Finished the year with 23 tackles, including 17 solo stops ... Led Arkansas State and finished tied for fifth with eight pass break-ups ... Posted his first tackle as a Red Wolf against Memphis ... Recorded a career-high six tackles at South Alabama ... Had six multi-tackle games ... Snagged his first career interception at Washington and returned it for 12 yards ... Finished with one TFL for one yard, recorded in the season finale against Texas State ... Registered a five-yard punt return at Washington, his lone punt return of the season.

MISSISSIPPI GULF COAST COMMUNITY COLLEGE

Two-year letterman at Mississippi Gulf Coast Community College ... Helped lead MGCCC to a 5-1 record as a sophomore in 2020, when he recorded 15 tackles and six pass break-ups ... Played in all 12 games as a freshman in 2019, posting five tackles ... Earned MACJC All-Academic Award ... Posted three tackles in a 25-3 win over Pearl River.

HIGH SCHOOL

Varsity football letterman at North Forrest High School in Hattiesburg, Miss. ... As a senior, completed 68-of-139 passes for 1,249 yards and 14 touchdowns, while also rushing 98 times for 822 yards and 9 touchdowns ... Junior season, ran 31 times for 224 yards and two touchdowns while catching 14 passes for 236 yards and four touchdowns ... Named to the Hattiesburg American All-Area Honorable Mention Team ... As a sophomore, caught 17 passes for 294 yards and six touchdowns ... Also recruited by schools such as Charlotte, Memphis, South Alabama, Southern Miss, UTEP and Mississippi State.

JONES' CAREER DEFENSIVE STATISTICS

YR	GP	UT	AT	TOT	PD	FR	FF	TFL	SK	INT	QBH
2021	12	17	6	23	8	0	0	1.0	0.0	1	0

	#76	OFFENSIVE LINEMAN
	KYLE KELLY	
	R-FRESHMAN • RS 6-5 • 272 SHAWNEE, KAN. MILL VALLEY HS	

2021

Did not see game action ... Arkansas State Athletic Director's Honor Roll member.

2020

Saw action in one game, versus Coastal Carolina ... Arkansas State Athletics Director's Honor Roll member.

HIGH SCHOOL

Helped lead Mill Valley High School to a 2019 Class 5A state title ... Named honorable mention all-state as a senior ... "Sports in Kansas" All-Senior All-State Team ... 3-star prospect ranked the No. 19 overall player in Kansas and the No. 212 offensive tackle in the nation by 247 Sports ... Rivals and ESPN.com 2-star prospect ... Ranked as the No. 18 overall player in the state and No. 202 offensive tackle in the nation ... Also recruited by schools such as Tulane, Ohio and Western Kentucky.

PERSONAL

Born Dec. 10, 2001 ... Business Administration major.

	#2	RUNNING BACK
	JOHNNIE LANG JR.	
	R-SENIOR • 1L 5-8 • 186 PALMETTO, FLA. IOWA STATE	

2021

Named Phil Steele and PFF First Team All-Sun Belt as a punt returner ... Played in all 12 games with three starts at running back for Arkansas State ... Led the Red Wolves with 124 punt return yards on 15 attempts, including a 63-yard return for a touchdown against Tulsa ... Finished first in the Sun Belt Conference with a punt return average of 8.3 yards per return ... Finished the year ranked second on the team with 263 rushing yards on 65 carries ... Posted a season-high 45 rushing yards against Louisiana ... Had at least two rushing attempts in every contest ... Also recorded 93 receiving yards on 17 catches ... was targeted through the air at least once in every game but one ... His season-high of 26 receiving yards also came against the Ragin' Cajuns.

IOWA STATE

Spent four seasons at Iowa State before transferring to Arkansas State ... Saw action in six games during the 2020 season, recording



MEET THE RED WOLVES

PLAYERS

three rushing attempts for two yards while also hauling in four catches for 24 receiving yards ... Played in 12 games with four starts in 2019 ... Third on the team in rushing (238), averaging 4.8 yards per carry ... Third on the team in rushing touchdowns with three ... Also had eight catches for 54 yards and a touchdown ... Totaled five kickoff returns for 85 yards (17.0) ... Led the team in rushing vs. UNI with 60 yards on 14 carries ... Scored two touchdowns versus Baylor with a 3-yard rush and 12-yard catch ... Also had 35 rushing yards against Baylor ... Tallied career bests in carries (16), rushing yards (72) and rushing touchdowns (2) versus TCU ... Also had a career-long rush (23) and reception (23) vs. TCU ... tallied two rushes for 24 yards vs. Oklahoma ... Played in all 13 games in 2018, earning one start ... Rushed for 79 yards on 22 carries, averaging 3.6 yards per rush ... Also caught four passes for 30 yards ... Had seven carries for 22 yards versus Akron ... Earned first career start vs. Oklahoma State ... Caught a nine-yard pass against the Cowboys ... Had 18 yards on four carries and first career touchdown against Baylor ... Ran for a career-high 23 yards versus Texas ... Played in three games before receiving a medical redshirt in 2017 ... Had four carries for five yards.

HIGH SCHOOL

Led his East High (Salt Lake City, Utah) team to the Class 4A state championship as a senior ... played QB in a triple-option attack, rushing for 1,788 yards and 23 TDs to earn first-team Class 4A All-State honors ... Averaged 12.7 yards per carry and passed for four TDs ... Missed the first three games of the season ... Team averaged over 42 points per game in the games he played ... Rushed for 199 yards and three TDs in the state championship game ... As a junior, was a running back at Manatee High School in Bradenton, Fla., leading his team to the state title game and 12-2 record ... Named Class 8A first-team all-state, All-USA Florida, Herald All-Area Offensive Player of the Year and was third in the balloting for the Class 8A Player of the Year ... Named All-Southwest Florida MVP ... Rushed for 2,116 yards, the second-best season total in school history, and 32 TDs ... Had three TDs in six of 14 games and recorded three 200-yard games ... Rushed for 1,011 yards and 14 TDs as a sophomore ... Had offers from Florida State, West Virginia, Arizona and Kentucky after junior season ... Coached by John Booth (Manatee) and Brandon Matich (East).

PERSONAL

Born Nov. 9, 1996.

LANG'S CAREER RUSHING STATISTICS								
YR	GP	NO	YDS	AVG/R	TD	LG	AVG/G	
2017	3	4	5	1.3	0	5	1.7	
2018	12	22	79	3.6	1	14	6.6	
2019	12	50	238	4.8	3	23	19.8	
2020	6	3	2	0.7	0	3	0.3	
2021	12	65	263	4.0	0	21	21.9	
Total	45	144	587	4.1	4	23	13.0	

LANG'S CAREER RECEIVING STATISTICS								
YR	GP	NO	YDS	AVG/C	TD	LG	REC/G	AVG/G
2017	3	0	0	0.0	0	0	0.0	0.0
2018	12	4	30	7.5	0	10	0.3	2.5
2019	12	8	54	6.8	1	23	0.7	4.5
2020	6	4	24	6.0	0	10	0.7	4.0
2021	12	17	93	5.5	0	26	1.4	7.8
Total	45	33	201	6.1	1	26	0.7	4.5

LANG'S CAREER KICK RETURN STATISTICS							
YR	GP	NO	YDS	TD	LG	AVG/R	AVG/G
2017	3	0	0	0	0	0.0	0.0
2018	12	4	50	0	20	12.5	4.2
2019	12	5	85	0	24	17.0	7.1
2020	6	0	0	0	0	0.0	0.0
2021	12	0	0	0	0	0.0	0.0
Total	45	9	135	0	24	15.0	3.0

LANG'S CAREER PUNT RETURN STATISTICS							
YR	GP	NO	YDS	TD	LG	AVG/R	AVG/G
2017	3	0	0	0	0	0.0	0.0
2018	12	0	0	0	0	0.0	0.0
2019	12	0	0	0	0	0.0	0.0
2020	6	0	0	0	0	0.0	0.0
2021	12	15	124	1	63	8.27	10.3
Total	45	15	124	1	63	8.27	2.8

*2017-20 Stats from Iowa State

#41 **RUNNING BACK**

CARL LEWIS
R-FRESHMAN • RS
5-9 • 165
JONESBORO, ARK.
NETTLETON HS

2021

Did not see game action ... Redshirted.

HIGH SCHOOL

Varsity letterman at Nettleton High School.

PERSONAL

Born July 7, 1999 ... Communication Studies major.

#96 **DEFENSIVE LINEMAN**

KADAN LEWIS
FRESHMAN • HS
6-2 • 260
HOUMA, LA.
TERREBONNE HS

HIGH SCHOOL

Consensus 3-star prospect by 247Sports.com, Rivals.com and ESPN.com ... Ranked as the No. 195 defensive lineman and No. 60 overall player in the state of Louisiana according to 247Sports' composite ratings ... ESPN.com No. 111 defensive tackle in the country and No. 52 overall player in Louisiana ... Per MaxPreps.com, recorded 20 tackles and 1.0 tackles for loss in four games



MEET THE RED WOLVES

PLAYERS

played as a junior ... As a sophomore, recorded 46 stops, including 4.0 tackles for loss ... Also recruited by schools such as Tulane, Louisiana, Memphis, Ole Miss, ULM, Middle Tennessee and Western Kentucky.

PERSONAL

Born Oct. 15, 2003.



#24	LINEBACKER
JAVANTE MACKEY	
FRESHMAN • HS	
6-3 • 215	
MEMPHIS, TENN.	
WHITEHAVEN HS	

HIGH SCHOOL

ESPN.com 3-star prospect rated as the No. 61 outside linebacker in the nation, No. 370 player in the Southeast region and No. 27 overall player in the state of Tennessee ... Per MaxPreps.com, posted 55 tackles, 15.0 tackles for loss, 3.0 sacks and two forced fumbles as a senior ... Selected to play in the 19th Annual Autozone Liberty Bowl High School All-Star Game ... PrepRedZone.com 2021 Breakthrough Performer ... Tabbbed the TSSAA Region 8-6A Defensive Player of the Year ... Helped lead the Tigers to a 7-4 record and the Tennessee high school state playoffs ... Also recruited by schools such as Georgia Tech, Tennessee, Eastern Michigan and Western Kentucky.

PERSONAL

Born April 4, 2004.



#47	KICKER
TRISTAN MATTSON	
R-SOPHOMORE • 2L	
6-2 • 170	
CLARKSTON, MICH.	
CLARKSTON HS	

2021

Appeared in all 12 contests as primary kicker on kickoffs ... Recorded 59 kickoffs for 3,659 total yards ... Posted a season-high eight kickoffs against Central Arkansas for 497 yards ... Of his 59 kickoffs, 26 were touchbacks ... Finished with a career-high six touchbacks at Tulsa ... Started the season with back-to-back games with four touchbacks against Central Arkansas and Memphis ... Averaged 62.0 yards per kickoff ... Had a career-high kickoff average of 65.0 against Appalachian State.

2020

Played in three games, handling kickoffs ... Finished the season with 16 kickoffs covering 927 yards for a 57.9 average per attempt ... Totals included five touchbacks ... Best single-game average of 61.6 yards per kickoff came against ULM when he also had a season-high nine attempts.

2019

Played in three games before redshirting his true freshman season ... Kicked off 18 times for 898 yards for a 49.9 average ... Posted one kickoff for a touchback ... Enrolled at A-State in the fall of 2019, but counted toward the 2020 recruiting class.

HIGH SCHOOL


Varsity football, soccer and track & field letterman at Clarkston High School ... Senior season attempted 70 kickoffs for 3,779 yards with 31 touchbacks ... Made 32-of-36 extra point attempts ... Connected on 14-of-18 field goal attempts ... Six of his 14 makes were from at least 40 yards out ... Led the team in scoring with 74 points ... Also handled punting duties, posting 32 attempts for 1,145 yards and a 35.8 average ... Named his high school team's Special Teams Player of the Year ... Clarkston News Athlete of the Week ... USA Today, Detroit Free Press and Detroit News Division I All-State Dream Team ... As a junior in 2017 made 25 extra points and two field goals to finish the season with 31 points ... Attempted 65 kickoffs for 3,490 yards with 24 touchbacks ... Helped lead Middleton to a state championship as a junior ... 2017 Middleton HS Special Teams Player of the Year ... Competed in the 100 and 200 meter dashes in track and field ... Named Middleton's fall Soccer MVP in 2015.

PERSONAL

Born June 18, 2000.

MATTSON'S CAREER KICKOFF STATISTICS

YR	GP	ATT	YDS	AVG	TB	OB
2019	3	18	898	49.9	1	2
2020	3	16	927	57.9	5	1
2021	12	59	3659	62.0	26	1
Total	18	93	5484	59.0	32	4



#17	QUARTERBACK
AJ MAYER	
R-JUNIOR • TR	
6-3 • 231	
EDGEWOOD, KY.	
MIAMI (OH)	

MIAMI (OHIO)

Saw action in seven games, including four as a starter ... Completed 68-of-125 passes for 946 yards and six touchdowns ... Recorded 89 rushing yards on 26 attempts with one touchdown ... Ended season with 1,035 yards of total offense, the second most on the team ... Posted season highs for completions (19) and passing touchdowns (3) in a 34-21 victory over Akron, throwing for 229 yards in the contest ... Posted a season-high 259 passing yards versus Eastern Michigan ... Also had two touchdown passes in a 28-17 win over Central Michigan.



MEET THE RED WOLVES

PLAYERS

HIGH SCHOOL

Graduated from Covington Catholic High School ... Coached by Eddie Eviston ... Team captain ... Was the 5A District Player of the Year as a junior, throwing for 2,974 yards and 31 touchdowns ... Team won the 5A state championship as a senior ... Was named the MVP of the state championship game ... Named the District Player of the Year ... School record holder in career passing yards.

PERSONAL

Born Oct. 17, 1999.

MAYER'S CAREER PASSING STATISTICS								
YR	GP	EFF	C-A-I	YDS	TD	LG	PCT	AVG/G
2019	3	0.0	0-0-0	0	0	0	.000	0.0
2020	3	126.0	23-49-1	328	4	33	.470	109.3
2021	7	130.6	68-125-2	946	6	57	.540	135.1
Total	13	129.3	91-174-3	1274	10	57	.520	98.0

MAYER'S CAREER RUSHING STATISTICS							
YR	GP	NO	YDS	AVG/R	TD	LG	AVG/G
2019	3	3	-11	-3.7	0	2	-3.7
2020	3	7	1	0.1	0	13	0.3
2021	7	26	89	3.4	1	16	12.7
Total	13	36	79	2.2	1	16	6.1

*Stats from Miami (OH)



#53 DEEP SNAPPER

CALEB MCCALL

R-FRESHMAN • RS
6-1 • 208

MEMPHIS, TENN.
LAUSANNE COLLEGIATE HS

2021

Did not see game action ... Redshirted.

2020

Did not see any game action during the 2020 season.

HIGH SCHOOL

Varsity football letterman at Lausanne Collegiate, Helping lead the school to a pair of state championships.

PERSONAL

Born Aug. 30, 2002.



#13 TIGHT END

MILLER MCCRUMBY

FRESHMAN • HS
6-4 • 205

MOUNT PLEASANT, TEXAS
MOUNT PLEASANT HS

HIGH SCHOOL

Midyear signee who participated in A-State's 2022 spring camp ... Consensus 3-star prospect by 247Sports.com, Rivals.com and ESPN.com ... Listed as the No. 36 tight end in the nation and No. 104 overall player in the state of Texas according to 247Sports' composite ratings ... ESPN.com No. 151 wide receiver in the nation, No. 211 player in the Midlands region and No. 156 overall player in the state of Texas ... Tabbed First Team All-District 9-5A and Academic All-State as a senior ... Helped lead Mount Pleasant to the Texas high school state playoffs in 2021 ... As a junior, posted 25 receptions for 375 yards and 4 TDs ... Finished sophomore season with six receptions for 140 yards ... Three-sport athlete who also lettered in basketball and track & field ... Also recruited by schools such as Texas Tech, Colorado State, Kansas, Louisiana, Rice and New Mexico.

PERSONAL

Born April 29, 2004.

#29	WIDE RECEIVER
BRODY MCKINNON	
FRESHMAN • HS 6-0 • 185	
GARDENA, CALIF. IMG ACADEMY	

HIGH SCHOOL

Three-star wideout by 247Sports ... Chose the Red Wolves over BYU after spending one year of prep school at IMG Academy in Bradenton, Fla. ... Before his season at IMG, played at Junipero Serra High School.



#24 RUNNING BACK

BOBBY MCMILLIAN

R-FRESHMAN • RS
5-10 • 207

VERO BEACH, FLA.
VERO BEACH HS

2021

Did not see game action ... Redshirted.

HIGH SCHOOL

Three-year varsity letterman who posted 165 rushing attempts for 1,116 yards (101.5 ypg) and 20 touchdowns as a senior ... Went over 100 yards rushing in six outings ... Averaged 6.8 yards per carry ... Also caught 37 passes for 419 yards and four touchdowns in 2020 ... Finished his junior year with 440 rushing yards



MEET THE RED WOLVES

on 81 carries with four touchdowns ... Recorded 17 receptions for another 253 yards ... Named a CBS12 (TV) Athlete of the Week after scoring two touchdowns in a regional semi-final game against Boone.

PERSONAL

Born Oct. 18, 2002.



#37 DEFENSIVE END
ROBERT MCWILLIAMS
 R-SENIOR • TR
 6-4 • 235
 SOUTH MIAMI, FLA.
 PURDUE

PURDUE

Member of the Boilermakers squad from 2017-21 ... Was named Academic All-Big Ten three times ... Appeared in five games with one start in 2020 ... Finished that season with four tackles, two solo ... Had a tackle for loss against Illinois in 2018.

HIGH SCHOOL

All-Dade County by the Miami Herald as a senior ... Finished 2016 with 75 tackles and 10 sacks ... Team went 10-2 in 2016, advancing to the regional finals of the Class 8A playoffs ... Played on a Coral Gables' defense that allowed merely 7.8 points per game in 2016, with four shutouts including three straight against Miami, Coral Park and Miami Beach ... Team went 10-2 and advanced to the Class 8A regional semifinals his junior year.

PERSONAL

Born Jan. 15, 1999.

MCWILLIAMS' CAREER DEFENSIVE STATISTICS											
YR	GP	UT	AT	TOT	PD	FR	FF	TFL	SK	INT	QBH
2018	7	1	0	1	0	0	0	0.0	0.0	0	0
2019	1	0	0	0	0	0	0	0.0	0.0	0	0
2020	5	2	2	4	0	0	0	0.0	0.0	0	0
2021	1	0	0	0	0	0	0	0.0	0.0	0	0
Total	27	47	14	61	11	1	1	0.5	0.0	5	0

*Stats from Purdue



#25 WIDE RECEIVER
JADEN MILLINER
 R-FRESHMAN • RS
 5-10 • 186
 PENSACOLA, FLA.
 ESCAMBIA HS

2021

Arkansas State Athletics Director's Honor Roll member ... Did not see game action ... Redshirted.

HIGH SCHOOL

Varsity football letterman at Escambia High School, helping lead the team to a 9-1 record his

senior season ... Recorded 42 receptions for 586 yards and six touchdowns in 2020 ... Class 6A All-State selection as an honorable mention pick.



#0 DEFENSIVE LINEMAN
JOHN MINCEY
 SENIOR • 1L
 6-4 • 290
 HOMERVILLE, GA.
 TENNESSEE

2021

Made nine appearances with starts in the final four games of the season as a defensive tackle ... Made his first appearance in an Arkansas State uniform against Memphis, finishing with two tackles ... Tallied a total of 21 tackles, including 14 solo and 5.0 TFL for 11 yards ... Finished with a career-high six tackles in the home contest against Appalachian State ... Followed up the performance at Appalachian State with a career-high 2.0 TFL and his first sack at Arkansas State in the road win at ULM ... Notched six multi-tackle games and four games with at least one TFL ... Recorded a QBH at ULM.

TENNESSEE

Spent three seasons at Tennessee, playing in 24 games at both linebacker and on the defensive line, before transferring to Arkansas State ... Played in all 10 games as a reserve linebacker/defensive lineman in 2020, totaling eight tackles and half a tackles for loss ... Made a season-high two tackles at Vanderbilt (12/12) ... Made one tackle and half a TFL vs. #6 Florida ... As a sophomore in 2019, reserve defensive lineman who made nine appearances and finished with five tackles, including one TFL ... Had a tackle for loss in win versus Vanderbilt ... Had one tackle at No. 1 Alabama and versus South Carolina ... Recorded two tackles in win over Chattanooga ... Saw action on the defensive line versus BYU ... Played in Tennessee's season opener against Georgia State ... Flashed his potential in five games as a true freshman in 2018 with five tackles and one sack ... Made his first-career appearance against ETSU in the home opener, recording two tackles ... Made three tackles in a win over Charlotte, including his first-career sack.

HIGH SCHOOL

Consensus three-star recruit who starred for Clinch County High School in Homerville, Georgia ... Named to AJC Class A All-State team in 2017 ... Named to Georgia Sports Writers Association Class A All-State First Team Defense in 2017 ... Named 2017 Defensive Player of the Year for Region 2-A ... Led Clinch County to a 12-2 record and the GHSA Class A-Public State Championship in 2017 – the program's seventh state title.

PLAYERS



MEET THE RED WOLVES

PLAYERS

PERSONAL

Born July 10, 2000 ... Recipient of David & Martha Fine Athletic Scholarship Endowment at Tennessee.

MINCEY'S CAREER DEFENSIVE STATISTICS

YR	GP	UT	AT	TOT	PD	FR	FF	TFL	SK	INT	QBH
2018	5	2	3	5	0	0	0	1.0	1.0	0	0
2019	9	2	3	5	0	0	0	1.0	0.0	0	0
2020	10	4	4	8	0	0	0	0.5	0.0	0	1
2021	9	14	7	21	0	0	0	5.0	0.5	0	1
Total	33	22	17	39	0	0	0	7.5	1.5	0	2

*2018-20 Stats from Tennessee



#67 OFFENSIVE LINEMAN

ETHAN MINER

R-SOPHOMORE • 2L
6-2 • 278

WEST HARTFORD, CONN.
KINGSWOOD-OXFORD HS

2021

Started in all 11 games he appeared in, five at center to start the season followed by six at left guard ... Blocked for an offense that averaged 395.8 total yards and 313.9 passing yards per game ... Arkansas State's passing offense ranked 11th nationally ... Against Memphis, the Red Wolves posted a season-high 680 yards of total offense and 582 passing yards ... Arkansas State had six games with at least 300 passing yards and three games with over 400 passing yards ... Arkansas State Athletic Director's Honor Roll member.

2020

Saw action in nine games, including one as a starter when the Red Wolves defeated Kansas State in Manhattan by a 35-31 score ... Helped lead the way up front for an A-State team that ranked second in the nation in passing offense (364.4 ypg), 14th in total offense (489.7 ypg) and 35th in scoring offense (32.9 ppg) ... Provided protection in A-State's passing game for a squad that posted a school-and-Sun Belt record 39 touchdowns through the air ... Paved the way for A-State to record at least 300 yards total offense every outing, over 400 in eight outings and 500 or more in four contests, including a season-high 654 yards against Texas State ... Arkansas State Athletics Director's Honor Roll member.

2019

Did not play in any games while taking a redshirt season as a true freshman ... Athletics Director's Honor Roll member.

HIGH SCHOOL

All-New England Lineman of the Year ... Two-time 1st Team All-New England conference selection as a junior and senior ... Pro Football Hall of Fame Academy showcase invitee ... Played in the Connecticut-Rhode Island All-Star Game ...

Boston Globe NEPSAC All-Star and Evergreen All-Star ... Played on both the offensive and defensive line, recording 31 tackles while forcing and recovering a fumble as a junior ... Helped lead Kingswood-Oxford to a 6-2-1 record and the Mark Conroy Bowl (New England Prep School Championship game) as a senior ... Also recruited by programs such as Navy and Cornell.

PERSONAL

Born March 21, 2001.



#23 LINEBACKER

DANE MOTLEY

R-SOPHOMORE • 2L
5-11 • 214

ALPHARETTA, GA.
ALPHARETTA HS

2021

Appeared in nine games with five starts ... Finished the season with 13 tackles ... Posted first TFL of the season at Tulsa for eight yards ... Had five multi-tackle games with a career-high four tackles at Tulsa.

2020

Played in three games on special teams and in a reserve role at linebacker, posting two tackles (one solo) on the year ... Both tackles, including a half-tackle for loss, were recorded against South Alabama ... Arkansas State Athletics Director's Honor Roll member.

2019

Did not play in any games, redshirting his true freshman season ... Athletics Director's Honor Roll member.

HIGH SCHOOL

Four-year varsity letterman ... North Georgia Touchdown Club's Alpharetta HS Player of the Year ... Named 1st Team 7-6A All-Region at linebacker as a senior and claimed 2nd Team honors as a junior ... Received the team's "Outstanding Defensive Player Award" ... Team captain ... Selected to the GACA North/South All-Star Classic ... Recorded 77 tackles, 4 fumble recoveries, 1 interception and 13 pass break-ups during his senior season ... Helped lead the Raiders to the state playoffs three times in 2016, 2017 and 2018 ... The 2017 team were region champions and state quarterfinalists ... 3-star recruit by both 247Sports and ESPN ... ESPN's No. 112 safety in the nation and No. 146 player in the state of Georgia ... 247Sports' composite rankings list Motley as the No. 168 outside linebacker in the nation and No. 214 overall player in Georgia ... 2-star recruit by Rivals ... Also recruited by school such as Appalachian State, North Carolina, North Carolina State, Ball State, Buffalo, Georgia Southern, Georgia State and Coastal Carolina.



MEET THE RED WOLVES

PLAYERS

PERSONAL

Born Aug. 21, 2001 ... Mechanical Engineering major.

MOTLEY'S CAREER DEFENSIVE STATISTICS

YR	GP	UT	AT	TOT	PD	FR	FF	TFL	SK	INT	QBH
2020	3	1	1	2	0	0	0	0.5	0.0	0	0
2021	9	3	10	13	0	0	0	0.5	0.0	0	0
Total	12	4	11	15	0	0	0	1.0	0.0	0	0



#34 **RUNNING BACK**

MARCEL MURRAY

R-JUNIOR • 3L
5-10 • 204

HIRAM, GA.
HIRAM HS

2021

Appeared in four games ... Recorded 105 rushing yards on 14 carries ... Finished with a season-high 63 yards on seven carries and a long rush of 40 yards in the season-opener against Central Arkansas ... Redshirted ... Athlon Sports Preseason Fourth Team All-Sun Belt Conference.

2020

Doak Walker Award Watch List ... Saw action in five games, including one as a starter ... Posted 47 rushing attempts for 158 yards and one touchdown, while also adding one reception for two yards ... Recorded a season-high 17 rushing attempts against Texas State and had 13 against South Alabama, while his other three games played saw him carry the ball no more than seven times ... Tallied a season-high 52 rushing yards on just six attempts against Central Arkansas ... Lone rushing touchdown came against Texas State ... Athlon Sports Preseason Third Team All-Sun Belt Conference ... Phil Steele's Preseason Fourth Team All-SBC.

2019

Honorable Mention All-Sun Belt Conference ... Doak Walker Award Watch List ... College Football News' No. 29 Overall Player in the Sun Belt ... Completed his sophomore campaign with 170 rushing attempts for 820 yards (4.8 avg.) and six touchdowns ... Also responsible for 15 receptions covering 125 yards ... Led the team in rushing and ranked ninth in the Sun Belt in yards per game (74.5 avg.) ... Posted three 100-yard rushing game, all coming in consecutive games to tie for the seventh longest streak in school history ... Posted a career-high 175 rushing yards and season-best (career-tying) three rushing touchdowns against ULM ... Also finished the Louisiana game with 164 rushing yards, while also posting 114 yards on the ground versus Texas State ... Tallied at least 58 yards rushing in seven outings and ran for at least one touchdown in three outings ... Caught at least one pass in eight games, including a career-high five against Florida International in the Camellia Bowl ... Also recorded a season-high 52 receiving

yards against the Panthers ... Phil Steele's and Athlon Sports Preseason Second Team All-Sun Belt Conference ... Athletics Director's Honor Roll member.

2018

Third Team All-Sun Belt Conference ... Sun Belt Conference Freshman of the Year ... Phil Steele's Third Team All-Sun Belt ... Played in all 13 games and started four contests, including the Arizona Bowl ... Finished the season with 860 rushing yards and eight touchdowns on 154 attempts ... Added 16 receptions for 141 yards and two touchdowns ... Posted the most rushing yards by a true freshman at A-State since Marquis Williams ran for 1,060 in 1993 ... Ranked seventh in the Sun Belt in total rushing yards, while his eight rushing touchdowns tied the fifth most ... 860 rushing yards were the 12th most in the nation among freshmen, while his eight touchdowns tied the ninth most among the same group ... Posted over 100 yards rushing in two games, coming in back-to-back outings against Georgia State (115 yards) and at Louisiana (121 yards) ... Also had 94 rushing yards against ULM and 95 versus UNLV ... Ran for at least 50 yards in eighth games, including the four in a row ... Scored at least one rushing touchdown in six outings, including a season-high three at Louisiana ... Caught at least one pass in nine outings and had a season-high four against South Alabama ... Recorded a season-high 75 receiving yards versus Southeast Missouri State ... Two receiving touchdowns on the year came against SEMO and Coastal Carolina ... Returned nine kickoffs for 180 yards ... Had a season-high three returns for 82 yards, also a season best, at Louisiana.

HIGH SCHOOL

Four-year varsity letterman at Hiram ... Senior season recorded 121 rushing attempts for 1,208 yards (10.0 average) and 16 touchdowns, while also posting six 100-yard rushing games ... Finished junior campaign with 642 yards and 12 touchdowns on 112 rushing attempts ... Carried the ball 92 times as a sophomore for 469 yards and seven touchdowns, while his freshman year saw him rush eight times for 24 yards ... His career totals include 2,343 rushing yards and 35 touchdowns on the ground ... Named the West Georgia Neighbor "Athlete of the Week" on Sept. 5, 2017 ... Also a varsity track & field letterman ... 2-star prospect by Rivals.com ... Also recruited by teams such as Coastal Carolina and James Madison.

PERSONAL

Born Aug. 26, 2000 ... Sport Management major.



MEET THE RED WOLVES

PLAYERS

MURRAY'S CAREER RUSHING STATISTICS								
YR	GP	NO	YDS	AVG/R	TD	LG	AVG/G	
2018	13	154	860	5.6	8	64	66.2	
2019	11	170	820	4.8	6	57	74.5	
2020	5	47	158	3.4	1	36	31.6	
2021	4	14	105	7.5	0	40	26.3	
Total	33	385	1943	5.0	15	64	58.9	

MURRAY'S CAREER RECEIVING STATISTICS								
YR	GP	NO	YDS	AVG/C	TD	LG	REC/G	AVG/G
2018	13	16	141	8.8	2	67	1.2	10.8
2019	11	15	125	8.3	0	24	1.4	11.4
2020	5	1	2	2.0	0	2	0.2	0.4
2021	4	3	-1	-0.3	0	2	0.8	-0.3
Total	33	35	267	7.6	2	67	1.1	8.1

MURRAY'S CAREER KICK RETURN STATISTICS								
YR	GP	NO	YDS	TD	LG	AVG/R	AVG/G	
2018	13	9	180	0	28	20.0	13.8	
2019	11	5	109	0	37	21.8	9.9	
2020	5	1	10	0	10	10.0	2.0	
2021	4	0	0	0	0	0.0	0.0	
Total	33	15	299	0	37	18.9	9.1	



#43 **LINEBACKER**

TYLON NASH

FRESHMAN • HS
6-3 • 185

MEMPHIS, TENN.
MITCHELL HS

HIGH SCHOOL

Competed in the 2021 Liberty Bowl High School All-Star Game ... Posted 128 total tackles with 84 solo stops during his varsity career on defense ... On offense, he rushed for 538 yards with nine rushing touchdowns and 18 total touchdowns ... Posted two kickoff return touchdowns and a pick six ... Competed on the basketball team.

PERSONAL

Born July 25, 2004.

#95 **DEFENSIVE LINEMAN**

WILSON ODIMBA

R-JUNIOR • TR
6-1 • 295

AUBREY, TEXAS
MARY HARDIN-BAYLOR

MARY HARDIN-BAYLOR

Played one season at Mary-Hardin Baylor in Belton, Texas ... Part of a program that won the Southwest Conference championship.

HIGH SCHOOL

Prepped at Aubrey High School in Texas ... 2018 First Team All-District selection ... The Chaparrals' top defensive lineman, helping Aubrey reach the playoffs.



#29 **SAFETY**

JUSTIN PARKS

SOPHOMORE • 1L
6-0 • 186

GARDENDALE, ALA.
GARDENDALE HS

2021

Saw action in 10 games ... Registered seven tackles including six solo stops, all in the final four games of the season ... Recovered a fumble against Louisiana ... Had a season-high three tackles, twice, against Appalachian State and at ULM ... Mid-year signee who participated in A-State's spring camp ... Arkansas State Athletics Director's Honor Roll member.

HIGH SCHOOL

3-star recruit by 247Sports and Rivals ... Listed as the No. 68 overall player in the state of Alabama and No. 133 cornerback in the 247Sports composite rankings ... Also recruited by schools such as Appalachian State, FAU, Georgia State, Liberty, Louisiana, Memphis, Middle Tennessee, Southern Miss, South Alabama, Toledo, Troy and UAB.

PERSONAL

Born May 29, 2002.

PARKS' CAREER DEFENSIVE STATISTICS											
YR	GP	UT	AT	TOT	PD	FR	FF	TFL	SK	INT	QBH
2021	10	6	1	7	0	1	0	0.0	0.0	0	0

#55 **LINEBACKER**

TARRELL PENN

R-FRESHMAN • TR
5-10 • 205

HAZEN, ARK.
IOWA WESLEYAN

IOWA WESLEYAN

Spent one year at Iowa Wesleyan ... Recorded a TFL versus Missouri Baptist in 2021 ... Tallied three tackles against Trinity International.

HIGH SCHOOL

Two-way standout at Hazen High School ... Helped the Hornets advance to the 2018 state final ... Part of two 2A Region 6 championship teams.



MEET THE RED WOLVES

PLAYERS



#92 PUNTER
WILLIAM PRZYSTUP
 R-JUNIOR • TR
 6-4 • 250
 OVIEDO, FLA.
 NEBRASKA

NEBRASKA

Was a member of the Nebraska Scholar-Athlete Honor Roll three times ... Served as Nebraska's holder every game of the 2021 season and was the starting punter for the final nine games of the year ... Averaged 43.4 yards on 31 punts with 10 punts of 50 yards or longer and six punts downed inside the opponent's 20-yard line ... Unleashed an 84-yard punt on his only attempt against Northwestern, recording the second-longest punt in school history ... Earned the starting punter job the first six games of the 2020 season before missing the final two games ... Played in eight games in his first season at Nebraska, recording 11 touchbacks on his 34 kickoffs in 2019 ... Made his Husker debut in week two at Colorado, serving as Nebraska's kickoff specialist for the final three quarters.

MICHIGAN STATE

Joined Nebraska in the summer of 2019 after transferring from Michigan State ... Appeared in four games as a true freshman with the Spartans in 2018, preserving a season of eligibility by utilizing his redshirt season ... On the year, he averaged 40.6 yards per punt with five punts of 50 yards or longer. He placed nine of his 27 punts inside the opponent's 20-yard line.

HIGH SCHOOL

Was a three-time All-Seminole Conference selection at Oviedo High School in Florida ... Averaged 42.1 yards per punt as a senior with a pair of 60-yard punts ... Was selected to play in the Central Florida All-Star Game following his senior season ... Also competed in basketball.

PERSONAL

Born Jan. 15, 1999.

PRZYSTUP'S CAREER PUNTING STATISTICS										
YR	GP	ATT	YDS	LG	AVG	TB	FC	I20	50+	BLK
2018	4	27	1096	55	40.6	3	4	9	5	0
2019	8	0	0	0	0.0	0	0	0	0	0
2020	6	24	991	56	41.3	1	5	7	5	1
2021	12	31	1345	84	43.4	3	7	6	10	0
Total	30	82	3432	84	41.9	7	16	22	20	1

* 2018 Stats from Michigan State | 2019-21 Stats from Nebraska

PRZYSTUP'S CAREER KICKOFF STATISTICS						
YR	GP	ATT	YDS	AVG	TB	OB
2019	8	34	2043	60.1	11	2
2020	6	0	0	0.0	0	0
2021	12	0	0	0.0	0	0
Total	26	34	2043	60.1	11	2

*Stats from Nebraska



#73 OFFENSIVE LINEMAN
ERNESTO RAMIREZ
 SENIOR • 3L
 6-4 • 300
 LA PUENTE, CALIF.
 CERRITOS (CALIF.) COLLEGE

2021

Started in three games at right guard and appeared in a total of seven games for the Red Wolves ... Blocked for an offense that averaged 395.8 total yards and 313.9 passing yards per game ... Arkansas State's passing offense ranked 11th nationally ... Against Memphis, the Red Wolves posted a season-high 680 yards of total offense and 582 passing yards ... Arkansas State had six games with at least 300 passing yards and three games with over 400 passing yards ... Arkansas State Athletic Director's Honor Roll member.

2020

Started the season opener versus Memphis and played in five additional games ... Helped lead the way up front for an A-State team that ranked second in the nation in passing offense (364.4 ypg), 14th in total offense (489.7 ypg) and 35th in scoring offense (32.9 ppg) ... Arkansas State Athletics Director's Honor Roll member.

2019

Started all 13 games at right tackle during his first season with the Red Wolves ... Helped lead the way for over 300 yards total offense by A-State in all but one game and over 400 yards in 10 outings during 2019, including a season-high 558 yards against Troy ... With Ramirez and the offensive line providing protection, the Red Wolves' passing yards per game (312.1) was the second highest average in the Sun Belt and ranked 10th in the nation ... A-State ranked fourth in the league in scoring offense and fifth in total offense behind Ramirez and the offensive line ... Helped secure the time needed for the Red Wolves' quarterbacks to throw 37 touchdown passes that were the most in the conference and tied for eighth in the country ... Also helped paved the way for running back Marcel Murray to be named All-Sun Belt Conference ... Athletics Director's Honor Roll member.

CERRITOS COLLEGE

Midyear signee who participated in A-State's 2019 spring camp with three years of eligibility remaining with the Red Wolves ... Lone season at Cerritos saw him Second Team All-National Division Central League (NDCL) honors ... Helped pave the way for a school-record 2,111 rushing yards by running back and NDCL Player of the Year Rhamondre Stevenson ... Part of an offensive line that helped the Falcons average 260 rushing yards per game ... Cerritos posted a 7-4 record and won the Southern California Bowl.



MEET THE RED WOLVES

PLAYERS

HIGH SCHOOL

Three-year varsity letterman at Bishop Amat High School ... Named All-CIF as a senior and was two-time 1st Team All-Mission League selection.

PERSONAL

Born June 28, 2000 ... Global Supply Chain Management major.



#15 CORNERBACK

DREW RAWLS

R-SOPHOMORE • TR
6-0 • 184

BEAUMONT, TEXAS
UTAH

UTAH

Was a member of the Utes from 2019-21 ... Played in six total games on special teams ... Recorded one tackle against Oregon State in 2020 ... Had a pair of appearances on defense in 2019 against Idaho State and Oregon State.

HIGH SCHOOL

Three-star recruit out of West Brooke Senior HS ... First-team 21-6A All-District as a senior in 2018 ... Transferred back to West Brook HS (Texas) from Kelly Catholic HS for his junior season ... Two-time first-team academic all-district (2017-18) ... Also competed in track and field.

PERSONAL

Born Aug. 24, 2000 ... Father, Donald, played football at Lamar University ... sister Jaiden Rawls played softball at UT Tyler, helping lead the team to the 2016 Division III NCAA title.

RAWLS' CAREER DEFENSIVE STATISTICS												
YR	GP	UT	AT	TOT	PD	FR	FF	TFL	SK	INT	QBH	
2019	4	0	0	0	0	0	0	0.0	0.0	0	0	
2020	2	1	0	1	0	0	0	0.0	0.0	0	0	
Total	6	1	0	1	0	0	0	0.0	0.0	0	0	

*Stats from Utah



#14 CORNERBACK

JAMES REED III

FRESHMAN • HS
5-11 • 180

NASHVILLE, TENN.
FATHER RYAN HS

HIGH SCHOOL

Earned D2 AAA All-Region honors as a senior ... Helped lead Father Ryan High School to the state playoffs ... Rated as a two-star cornerback by Rivals ... Speedy defensive back who is also a standout on the track for Father Ryan HS ... Finished fifth in the 100 meters at the 2021 TSSAA State Track Championships ... Also recruited by schools such as Northwestern, Middle Tennessee, Liberty, Western Kentucky and Marshall.

PERSONAL

Born Dec. 19, 2003.



#79 OFFENSIVE LINEMAN

JORDAN RHODES

R-SENIOR • TR
6-4 • 335

FAIRBURN, GA.
OLE MISS

OLE MISS

Played in 12 games for the Rebels in 2021, starting once (vs Arkansas) ... Helped lead Ole Miss to a 10-3 record, appearance in the Sugar Bowl and final No. 11 ranking in both the Associated Press and AFCA Coaches Poll ... With Rhodes working on the offensive line, the Rebels ranked sixth in the nation in total offense (492.5 ypg) and 24th in scoring offense (33.7 ppg).

SOUTH CAROLINA

Appeared in 20 games for the Gamecocks in three seasons ... Started at left guard during the 2019 season ... Three-time Academic All-SEC selection (2018-20).

HIGH SCHOOL

Varsity letterman at Creekside High School who played on both sides of the ball ... Class 6A All-State selection ... Originally signed with South Carolina out of high school ... Rated a 3-star prospect by 247Sports, which also listed him as the No. 107 offensive tackle in the nation and No. 118 overall player in the state of Georgia ... Also recruited by schools such as Mississippi State, Missouri, Cincinnati and Southern Miss.

PERSONAL

Already earned his bachelor's degree in criminal justice.



#88 TIGHT END

VERSHAUD RICHARDSON

R-SOPHOMORE • 1L
6-2 • 238

PARIS, TEXAS
PARIS HS

2021

Did not see game action.

2020

Played in two games, both in a reserve role at linebacker ... Did not record any stats.

2019

Did not play in any games, taking a redshirt season ... Athletics Director's Honor Roll member.

HIGH SCHOOL

Texas Sports Writers Association (TSWA) Class 4A Honorable Mention All-State selection ...



MEET THE RED WOLVES

Dave Campbell's Texas Football candidate for the state's Whataburger Super Team ... Named an Athlete of the Week by Paris News after recording 10 tackles, 6 tackles for loss and 4 sacks versus Argyle ... Helped lead Paris to a 9-3 record the Area round of the state playoffs as a senior ... Named the 7-4A Division I Defensive MVP as a junior after posting 97 tackles, 21 tackles for loss, 9 sacks, 1 pass break-up and 1 fumble recovery ... 3-star prospect by 247Sports ... Listed by 247Sports as the No. 58 weak-side defensive end in the nation and No. 120 player in the state of Texas ... 2-star prospect by Rivals ... Also recruited by schools such as Texas Tech, TCU, SMU, Colorado State, Memphis, Louisiana Tech, Louisiana, ULM, North Texas, Texas State and Southern Miss.

PERSONAL

Born July 24, 2001.



#6 CORNERBACK

AHMAD ROBINSON

FRESHMAN • HS
5-11 • 180

EAST ST. LOUIS, ILL.
EAST ST. LOUIS HS

HIGH SCHOOL

Midyear signee who participated in A-State's 2022 spring camp ... Consensus 3-star prospect by 247Sports.com, Rivals.com and ESPN.com ... Listed as the No. 72 cornerback in the nation and No. 20 overall player in the state of Illinois according to 247Sports' composite ratings ... Rivals' No. 43 cornerback in the country and No. 15 overall player in Illinois ... ESPN.com No. 98 cornerback in the nation, No. 109 player in the Midwest region and No. 18 player in the state ... Finished his senior season with 92 tackles and in interception ... Helped lead East St. Louis to the state playoffs in 2021 ... Posted 37 tackles and an interception in six games during East St. Louis' 2020 spring season ... St. Louis Post-Dispatch Super 30 top senior prospects ... All-Metro selection by the Post-Dispatch ... All-conference selection ... Also recruited by schools such as Missouri, Indiana, Bowling Green, South Alabama, Wyoming, Cincinnati, Coastal Carolina, Akron, Purdue, Miami (OH), Maryland, Illinois and Minnesota.

PERSONAL

Born Nov. 18, 2003.



#91 DEFENSIVE LINEMAN

ASHTIN RUSTEMEYER

FRESHMAN • HS
6-2 • 270

ST. LOUIS, MO.
LUTHERAN HS

HIGH SCHOOL

Consensus 3-star prospect by 247Sports.com, Rivals.com and ESPN.com ... Rated as the No. 183 defensive lineman in the nation and No. 27 overall player in Missouri in 247Sports' composite rankings ... Ranked as the No. 25 overall player in Missouri by Rivals ... Listed as the No. 111 defensive tackle in the nation, No. 311 player in the Midlands region and No. 24 overall player in Missouri by ESPN.com ... Helped lead Lutheran High School to the 2021 state championship ... As a senior, named Class 3-A Lineman of the Year, and first team all-state, all-district and all-conference ... Completed the 2021 season with 74 tackles, 18.0 tackles for loss, 5.0 sacks, 5 fumble recoveries, 2 forced fumbles and 18 quarterback hurries ... Also recruited by schools such as Kansas, Rice, Ball State, Buffalo, Illinois, Air Force, Army, Iowa, Nebraska and Northwestern.

PERSONAL

Born Aug. 11, 2003.



#20 RUNNING BACK

MIKE SHARPE II

FRESHMAN • HS
5-11 • 190

PINSON, ALA.
PINSON VALLEY HS

HIGH SCHOOL

Midyear signee who participated in A-State's 2022 spring camp ... Listed as a 3-star prospect by 247Sports.com and ESPN.com ... Per 247Sports' composite ratings, listed as the No. 122 running back in the nation and No. 64 overall player in the state of Alabama ... Helped lead Pinson Valley to a pair of state titles in 2018 and 2020, as well as a 9-4 record and another trip to the state playoffs in 2021 ... Also recruited by schools such as Memphis, Marshall, New Mexico, South Alabama, Western Kentucky, Air Force, Charlotte, Georgia Southern, East Carolina, Georgia State, Middle Tennessee, Army and Mississippi State.

PERSONAL

Born Dec. 21, 2003.

PLAYERS



MEET THE RED WOLVES

PLAYERS

#46	CORNERBACK
CHARLES SHELTON IV	
R-JUNIOR • TR 5-11 • 160	
MARYLAND HEIGHTS, MO. EASTERN ILLINOIS	

EASTERN ILLINOIS

Played in 27 games across four years at Eastern Illinois, including his redshirt and COVID (2020) seasons ... Starter on the special teams unit and reserve defensive back for the Panthers ... Returned a blocked punt for a touchdown in 2021 versus Illinois State ... Recorded 11 tackles (nine solo) in 2019.

HIGH SCHOOL

Played wide receiver and cornerback at Pattonville High School in the St. Louis metro area ... First Team Missouri Class 5A all-state and St. Louis All-Metro ... Helped PHS post a 10-4-1 mark and reaching the 5A state championship game ... Hauled in 46 catches for 895 yards and 13 scores on offense, while making 57 tackles with four interceptions on defense to go along with a pair of special teams touchdowns ... All-State performer in track, running a 100-meter time of 10.7.

	#26	LINEBACKER
TRISTAN SHORTER		
R-FRESHMAN • RS 6-0 • 203		
OXFORD, MISS. OXFORD HS		

2021

Did not see game action ... Redshirted.

HIGH SCHOOL

Helped Oxford High to a second-straight Mississippi 6A North Half title in 2020, finishing his senior year with a 12-1 record ... Logged a pick-six in first quarter to help Oxford advance to play for the 6A state title ... As lone returning starter on defense in his senior season, posted 75 tackles, 12 TFL and six interceptions, four of which were returned for touchdowns ... Helped the Oxford High defense win 25-straight wins, before a 29-28 defeat in the Mississippi 6A state title game in 2020 ... Part of defense that allowed just 11.1 points per game in 2019 ... Posted 84 tackles, including 12 TFL and 4 sacks, along with one interception in junior season ... 2-star recruit by Rivals ... Also recruited by schools such as Air Force, Army, South Alabama, UAB and ULM.

PERSONAL

Born Oct. 30, 2002.

	#8	SAFETY
EDDIE SMITH		
R-JUNIOR • RS 6-0 • 210		
SLIDELL, LA. ILLINOIS/ALABAMA		

ILLINOIS

Member of the 2021 Illinois team before transferring to Arkansas State ... Played in four games at Illinois as a redshirt sophomore in 2021, recording four tackles (all solo stops).

ALABAMA

Spent the 2018-20 seasons at Alabama ... Recognized as a versatile defender for Alabama in 2020 who could multiple positions in the secondary ... Saw action in two games against Mississippi State and Kentucky ... Played in one game in 2019 against New Mexico State and redshirted at the end of the season ... As a true freshman in 2019, built a role on special teams for Alabama ... Played in six games ... Saw his first career action against Louisiana and followed with playing time against Arkansas, Missouri, Tennessee, The Citadel and Oklahoma.

HIGH SCHOOL

Was an outstanding defensive back prospect with excellent versatility, explosiveness and ball skills at Salmen (La.) High School ... Three-star prospect who garnered interest from across the country ... Ranked as the No. 27 cornerback by 247Sports and the No. 11 player in the state of Louisiana ... No. 42 cornerback in the 247Composite and the No. 15 player in Louisiana ... Rated as the 47th cornerback back by Rivals.com and the No. 17 player in Louisiana ... ESPN's No. 61 cornerback ... Earned honorable mention 4A All-State honors by the Louisiana Sports Writers Association ... Registered 29 tackles with three interceptions and a forced fumble as a senior while adding 35 receptions for 628 yards and nine touchdowns on the offensive side of the ball ... Posted 30 tackles in 2016 as a junior with two interceptions, including one returned for a touchdown on defense with 11 catches for 275 yards and five scores on offense ... Chose Alabama over Missouri, Mississippi State and Tennessee in the SEC along with Arizona State and TCU.

PERSONAL

Born Dec. 27, 1999.

SMITH'S CAREER DEFENSIVE STATISTICS											
YR	GP	UT	AT	TOT	PD	FR	FF	TFL	SK	INT	QBH
2018	7	0	0	0	0	0	0	0.0	0.0	0	0
2019	1	0	0	0	0	0	0	0.0	0.0	0	0
2020	2	0	0	0	0	0	0	0.0	0.0	0	0
2021	10	4	0	4	0	0	0	0.0	0.0	0	0
Total	20	4	0	4	0	0	0	0.0	0.0	0	0

*2018-20 Stats from Alabama | 2021 Stats from Illinois



MEET THE RED WOLVES

PLAYERS



#65 OFFENSIVE LINEMAN

NOAH SMITH

R-FRESHMAN • RS
6-7 • 285

LOCUST FORK, ALA.
LOCUST FORK HS

2021

Did not see any game action ... Redshirted ... Arkansas State Athletic Director's Honor Roll.

HIGH SCHOOL

Two-time first team all-region selection ... First team all-county offense ... Second team all-county defense ... Also a varsity track & field letterman ... 3-star prospect by 247Sports, which lists him as the No. 103 player in the state of Alabama and No. 221 offensive tackle in the nation ... Rated a 3-star prospect by ESPN, listing him as the No. 86 overall player in the state and No. 203 offensive tackle in the country ... Rivals 2-star prospect.

PERSONAL

Born Feb. 11, 2002.



#68 OFFENSIVE LINEMAN

TRISTIAN SMITH

R-FRESHMAN • TR
6-3 • 300

CROSSETT, ARK.
TRINITY VALLEY (TX) CC

TRINITY VALLEY CC

Played in two games during the 2021 season as a true freshman.

HIGH SCHOOL

Varsity football letterman at Crossett High School.

PERSONAL

Born Aug. 15, 2002.



#4 RUNNING BACK

BRIAN SNEED

R-JUNIOR • TR
6-1 • 212

TAMPA, FLA.
AUSTIN PEAY

AUSTIN PEAY

Was a member of the Governor's football program from 2020-21 ... Named to the OVB All-Newcomer Team ... Was the FCS National Offensive Player of the Week and the OVC Offensive Player of the Week on March 1 and 2, 2021 ... Earned a spot on the OVC Commissioner's Honor Roll (2020-21) and the Athletic Director's Honor Roll during the spring of 2021 and 2022 ... Played in 10 games during his second season at Austin Peay in 2021 ...

Continued to put out strong performances against Tennessee State with seven rushes for 73 yards and a 66-yard touchdown in first game against the Tigers (Oct. 2) and added 32 yards on two kick returns ... Had season's best outing at Murray State (Oct. 23) with 15 carries for 133 yards and two touchdowns ... Enjoyed season's second multi-score outing against Eastern Illinois with 104 total yards on 18 touches and two rushing touchdowns ... Finished the season with 494 rushing yards on 92 carries and five touchdowns, adding 80 yards on kick returns and 16 receiving yards ... Played in seven games during his first season in Clarksville ... Led the OVC in rushing during the spring with 434 yards on the ground, finding the end zone four times ... Ran for 186 yards and a trio of touchdowns on his first three carries against Tennessee State (Feb. 28) and set the FCS single-quarter record with 204 rushing yards in the first 15 minutes of the contest ... Finished the TSU game with 227 yards – the third-best single-game rushing mark in program history – and earned FCS National Offensive Player of the Week honors, becoming the first Governor to earn a STATS national weekly award since 2017 (Devin Stuart, Kyran Moore), also named OVC Offensive Player and Newcomer of the Week ... Started a 138-yard performance against Southeast Missouri (March 14) by finding the endzone on his first carry for the second-straight game ... Prior to Austin Peay, competed in eight games at Iowa Western, finishing with 364 yards and eight touchdowns on 92 carries ... Had 100-yard rushing performances against Coffeyville (106 yards, TD) and at Fort Scott (112 yards, 2 TD) ... Began career at Ohio State, where he played two games as a freshman, finishing with 11 carries for 37 yards and a touchdown.

HIGH SCHOOL

Was a consensus four-star prospect for head coach Evan Davis at Armwood High School ... Was the country's No. 66 overall prospect according to Rivals and No. 80 overall prospect by 247Sports ... 247Sports' No. 4 running back and No. 17 player in Florida... Rushed for 1,378 yards and 16 touchdowns in 15 games during his senior year, leading Armwood (14-1) to the 6A state finals ... In three seasons as a starter, ran for 3,506 yards and 48 touchdowns while adding 49 receptions for 569 yards and five TDs ... Opened his senior season with a 200-yard performance with two touchdowns in a victory over Tampa Bay Tech... chosen to play in the Under Armour All-America Game.

PERSONAL

Born Aug. 9, 1999.



MEET THE RED WOLVES

PLAYERS

SNEAD'S CAREER RUSHING STATISTICS							
YR	GP	NO	YDS	AVG/R	TD	LG	AVG/G
2020	7	95	522	5.5	4	75	74.6
2021	10	92	494	5.4	5	66	49.4
Total	17	187	1016	5.4	9	75	59.8

*Stats from Austin Peay

SNEAD'S CAREER RECEIVING STATISTICS								
YR	GP	NO	YDS	AVG/C	TD	LG	REC/G	AVG/G
2020	7	5	24	4.8	0	7	0.7	3.4
2021	10	4	13	3.3	0	11	0.4	1.3
Total	17	9	37	4.1	0	11	0.5	2.2

*Stats from Austin Peay

SNEAD'S CAREER KICK RETURN STATISTICS							
YR	GP	NO	YDS	TD	LG	AVG/R	AVG/G
2020	7	0	0	0	0	0.0	0.0
2021	10	5	80	0	21	16.0	8.0
Total	17	5	80	0	21	16.0	4.7

*Stats from Austin Peay

#52 **LINEBACKER**

CADEN SOLANO

FRESHMAN • HS
6-1 • 220

LITTLE ROCK, ARK.
LITTLE ROCK CHRISTIAN ACADEMY

HIGH SCHOOL

Prepped at Little Rock Christian Academy ... Helped the Warriors to the 5A state title in 2018, while also helping LRCA to state championship appearances in 2019 and 2020.

#12 **TIGHT END**

EMMANUEL STEVENSON

SOPHOMORE • 1L
6-3 • 235

EUFALA, ALA.
EUFALA HS

2021

Honorable Mention All-Sun Belt Conference ... Appeared in 10 games with seven starts at tight end ... Earned his first start against Tulsa ... Hauled in 193 receiving yards with two touchdowns ... Recorded a season-high 39 receiving yards against Memphis ... Had six multi-catch contests with a season-high of four catches against Tulsa and Appalachian State ... Arkansas State Athletic Director's Honor Roll.

HIGH SCHOOL

Posted 72 career receptions for 878 yards and nine touchdowns ... Caught 39 passes for 416 yards and four touchdowns in 2020 season ... Registered 462 receiving yards and five scores in 2019 ... Helped Eufula to 9-3 record in 2020 as the Tigers advanced to the second round of the 6A playoffs ... 3-star recruit by ESPN ... 2-star recruit by 247Sports ... Listed in ESPN rankings as No. 60 tight end and No. 83 overall player from the state of Alabama ... Listed in 247Sports

composite rankings as No. 110 tight end and No. 94 overall player in the state of Alabama ... Also recruited by schools such as Coastal Carolina and South Alabama.

PERSONAL

Born Jan. 21, 2003.

STEVENSON'S CAREER RECEIVING STATISTICS								
YR	GP	NO	YDS	AVG/C	TD	LG	REC/G	AVG/G
2021	10	22	193	8.8	2	25	2.2	19.3

#98 **DEFENSIVE LINEMAN**

ETHAN STEWART

FRESHMAN • HS
6-2 • 327

TRUMANN, ARK.
TRUMANN HS

HIGH SCHOOL

Prepped at nearby Trumann High School ... Played on both the offensive and defensive lines for the Wildcats ... Helped Trumann to an 8-4 ledger and 5-2 in conference play, reaching the second round of the 4A state playoffs.

#21 **LINEBACKER**

MELIQUE STRAKER

JUNIOR • 1L
5-10 • 180

BRAMPTON, ONTARIO
CARLETON UNIVERSITY

2021

Appeared in 10 games with starts in five contests at linebacker ... Finished sixth on the team with 50 tackles ... Posted a career-high 14 tackles versus Georgia State ... His 14 tackles against the Panthers tied the team season-high along with Elery Alexander's 14 stops versus Tulsa ... Also recorded a career-high 2.0 TFL against the Panthers for four yards ... Finished with 2.5 TFL for the year ... Recorded a forced fumble at Georgia State ... Posted eight multi-tackle games with of those games notching at least seven total tackles ... Recorded 20 of his 50 tackles in the final two games of the season.

CARLETON UNIVERSITY

Played his first two seasons at Carleton College before COVID-19 canceled the 2021 season.

HIGH SCHOOL

Competed for Saint Francis in Hamburg, N.Y.

PERSONAL

Born May 22, 2000.

STRAKER'S CAREER DEFENSIVE STATISTICS											
YR	GP	UT	AT	TOT	PD	FR	FF	TFL	SK	INT	QBH
2021	10	30	20	50	0	0	1	2.5	0	0	0



MEET THE RED WOLVES



#7 DEFENSIVE LINEMAN

TERION SUGICK

R-FRESHMAN • TR
6-2 • 297

LANDOVER, MD.
VANDERBILT

VANDERBILT

Transfer from Vanderbilt with four years of eligibility remaining with the Red Wolves ... Saw action in three games with Vanderbilt in 2021, drawing a redshirt season ... Posted two tackles (one solo/one assist) and a forced fumble ... Worked in games against Colorado State, Stanford and South Carolina ... Posted one tackle and his lone forced fumble against South Carolina, while also posting one stop against Colorado State.

HIGH SCHOOL

Lettered three years at National Christian Academy and one year at Rock Creek Christian ... Consensus three-star prospect, according to ESPN.com, 247Sports.com and Rivals.com ... Listed as the No. 31 defensive tackle in the country by Rivals.com, No. 46 by ESPN.com and No. 53 by 247Sports.com ... The No. 22 prospect in Maryland, according to ESPN.com and 247Sports.com and No. 19 by Rivals.com ... Two-time defensive player of the year ... Honorable mention All-MET selection ... Team did not play in the fall of 2020 due to COVID-19 ... During sophomore year, booked 73 tackles and 9.0 sacks ... As a freshman, helped National Christian to a 9-2 record ... Also recruited by schools such as Virginia, Florida, Indiana, Tennessee, West Virginia, Purdue and Kentucky.

PERSONAL

Born Dec. 3, 2002.

SUGICK'S CAREER DEFENSIVE STATISTICS

YR	GP	UT	AT	TOT	PD	FR	FF	TFL	SK	INT	QBH
2021	3	1	1	2	0	0	1	1.0	0	0	0

*Stats from Vanderbilt



#35 LINEBACKER

CRUZ TEMPLE

R-FRESHMAN • TR
5-11 • 201

ABBEVILLE, S.C.
EAST CAROLINA

EAST CAROLINA

Did not see game action during the 2021 season.

HIGH SCHOOL

A key defender for a powerful prep program that amassed a 52-2 combined record, advanced to four state championship game appearances and captured three titles since 2017 under legendary coach Jamie Nickles ... Helped lead the Panthers to a perfect 11-0 mark in 2020 which was capped with a 37-6 victory over Marion in the South Carolina Class AA Championship tilt on Dec. 18 ... Anchored a unit that posted seven shutouts, allowed just 44 total points (4.0 ppg) and owned a 468-point scoring margin (512-44) ... AHS opened 2020 playoff action with wins over Batesburg-Leesville (56-0), Chesnee (32-7) and Gray Collegiate Academy (28-10) before downing Marion in the title matchup ... As the Panthers' starting safety in 2019, spearheaded a defense that surrendered only 11.9 points per game on the way to a 13-1 record and a state finals showing ... After downing Lewisville (85-22), Andrew Jackson (37-0) and Gray Collegiate Academy (38-35), Abbeville was upset by Saluda (32-28) in the championship tilt ... Logged 35 tackles, 2.0 TFL, two pass breakups and forced a fumble ... Earned All-Lakelands Region honors and was a South Carolina High School Coaches Association First-Team All-State selection ... Also used as a short-yardage back offensively during junior campaign ... Part of AHS's 14-0 season in 2018 that culminated with a state championship-clinching 48-14 triumph over Barnwell ... Netted five interceptions, three of those coming during postseason run ... Defensively, Abbeville limited its opponents to just 9.6 points per game in 2018 ... Began prep career on the junior varsity as a freshman in 2017, but was promoted to varsity unit after his first four contests and helped AHS compile a 14-1 record and claim another state championship trophy following a 14-7 decision over Bamberg-Ehrhardt ... Rated as a three-star prospect according to 247Sports.com and ESPN.com ... Rated a two-star recruit per Rivals.com ... Ranked among the Top 35 prospects in the state of South Carolina by 247Sports.com ... Also received offers from Air Force, Army, Coastal Carolina, Georgia Southern, Georgia State and Navy.

PERSONAL

Born Sept. 19, 2002 ... Father, Tony, was a walk-on at South Carolina, and older brother, Nate, was a Shrine Bowl All-Star Game participant and is now a redshirt junior defensive lineman at Pittsburgh.

PLAYERS



MEET THE RED WOLVES

PLAYERS



#77 OFFENSIVE LINEMAN

MAKILAN THOMAS

R-FRESHMAN • RS
6-3 • 306

LITTLE ROCK, ARK.
CENTRAL HS

2021


Appeared in three games with snaps on the offensive line as well as time on special teams ... Started in the season finale against Texas State ... Redshirted ... Arkansas State Athletic Director's Honor Roll member.

HIGH SCHOOL

Played at right guard for Little Rock Central High School ... Selected to the Arkansas 7A All-State Team as a senior ... Helped Tigers to second round of the 7A state playoffs ... Earned All-Conference honors in 2019 ... 3-star recruit by 247Sports and ESPN ... 2-star recruit by Rivals ... Listed as No. 16 overall player in the state of Arkansas and No. 80 offensive guard in 247Sports composite rankings ... Listed as the No. 10 overall player in the state of Arkansas and No. 78 offensive guard by ESPN.

PERSONAL

Born June 16, 2003.



#9 SAFETY

TREVIAN THOMAS

SOPHOMORE • 2L
5-11 • 180

AMERICUS, GA.
AMERICUS SUMTER COUNTY SOUTH HS

2021

Competed in all 12 games ... Recorded seven tackles, including a season-high three tackles versus Coastal Carolina ... six of his tackles were solo stops.

2020

Saw action in 11 games on special teams and in a reserve role in the secondary ... Completed the season with nine tackles (seven solo) ... Recorded one tackle in five games before posting a season-high four against Louisiana-Monroe in the season finale.

HIGH SCHOOL

Two-year varsity letterman at Americus Sumter ... Completed his senior season with 63 tackles, 2.0 tackles for loss, a pair of interceptions and two pass break-ups ... Earned first team all-region honors as both a return specialist and defensive back while leading Americus-Sumter to a 6-6 record and the second round of the state Class 4A playoffs ... 3-star recruit ranked as the No. 195 overall player in Georgia and No. 184 safety in the nation by 247Sports ... ESPN.com 3-star prospect and the web site's

No. 196-ranked player in the state and No. 194 safety in the country ... Listed as a 2-star recruit by Rivals ... Also recruited by schools such as Arkansas, Georgia Southern, Akron, Liberty, Western Kentucky and Georgia State.

PERSONAL

Born March 4, 2002 ... Sport Management major.

T. THOMAS' CAREER DEFENSIVE STATISTICS

YR	GP	UT	AT	TOT	PD	FR	FF	TFL	SK	INT	QBH
2020	11	7	2	9	0	0	0	0.0	0.0	0	0
2021	12	6	1	7	0	0	0	0.0	0.0	0	0
Total	23	13	3	16	0	0	0	0.0	0.0	0	0



#17 DEFENSIVE END

BLAYNE TOLL

SOPHOMORE • TR
6-6 • 245

HAZEN, ARK.
HAZEN HS/COLORADO/ARKANSAS

COLORADO

Transferred to Arkansas State from Colorado and participated in the Red Wolves' 2022 spring camp ... Saw action in three games in 2021 at Colorado, recording three tackles (all solo).

ARKANSAS

Bounced between tight end and defensive end in his one season at Arkansas, moving positions four times from the start of spring practices through bowl game practices at the end of the season ... Played in six games, mostly on special teams for the Razorbacks, and finished the season with one tackle.

HIGH SCHOOL

Coming out of high school, was a four-star prospect by ESPN and three-star by Rivals, 247Sports and the 247Sports Composite ... ESPN ranked him as the No. 19 athlete in the class, No. 3 player from Arkansas and No. 119 player in the south region ... Came in at No. 268 on the ESPN 300 ... Rivals ranked him as the No. 4 player from Arkansas and No. 37 athlete in the class ... The 247Sports Composite lists him as the No. 3 player from Arkansas, No. 16 strongside defensive end and No. 447 overall player in the class ... 247Sports ranked him as the No. 5 player from Arkansas and No. 22 strongside defensive end in the country ... Participated in The Opening Regional and National Combine in 2019, that's when he became more highly regarded in the recruiting world, putting up a time of 4.88 seconds in the 40-yard dash, 4.49 seconds in the shuttle, a power ball throw of 41 feet, and a 31.3 inch vertical jump ... Lettered four times in football at Hazen and played on both sides of the ball, lining up at quarterback, tight end and defensive end ... Put up monster numbers in his career, compiling 177 tackles including 77 tackles for loss, 37.5 sacks, seven forced fumbles, two fumble recoveries and



MEET THE RED WOLVES

an interception on defense ... Offensively in his career, he had 1,316 passing yards with 14 touchdowns, 1,396 rushing yards and 19 touchdowns and 304 receiving yards and three touchdowns ... In all he had 2,712 yards of total offense, 1,700 yards from scrimmage and 3,016 all-purpose yards and scoring 36 touchdowns ... Hazen went far in the playoffs in both his junior and senior season, compiling a 10-2 record his senior season and appearance in the quarterfinals of the state playoffs ... That season he had 60 tackles, including 35 for a loss with 16 sacks, adding two forced fumbles and two fumble recoveries, one of which he returned for a touchdown ... On offense as a senior, he had 178 rushing yards and five touchdowns and 203 receiving yards and two touchdowns ... His junior season Hazen advanced to the state championship game, falling just short of a 2A state championship ... That season he had 75 tackles on defense, including 18 for a loss with 12.5 sacks, two forced fumbles and an interception ... Offensively, he had 756 rushing yards and eight touchdowns, 601 passing yards and six touchdowns, and five receptions for 101 yards and a touchdown ... Sophomore season he tallied 42 tackles, including 24 tackles for loss including nine sacks, also adding three forced fumbles on defense ... Offensively that season, he had 465 rushing yards with six touchdowns threw for 715 yards and eight touchdowns ... Played freshman football until the playoffs where he appeared on varsity and scored the team's only touchdown that game on a six-yard bootleg run ... Also played baseball and lettered every season since his freshman season ... Junior season in baseball, he hit .417, had a .912 fielding percentage and earned a 1.75 ERA pitching.

PERSONAL

Born Dec. 11, 2002.

TOLL'S CAREER DEFENSIVE STATISTICS

YR	GP	UT	AT	TOT	PD	FR	FF	TFL	SK	INT	QBH
2020	6	0	1	1	0	0	0	0.0	0.0	0	0
2021	3	3	0	3	0	0	0	0.0	0.0	0	0
Total	9	3	1	4	0	0	0	0.0	0.0	0	0

*2020 Stats from Arkansas | 2021 Stats from Colorado



#18	TIGHT END
SEYDOU TRAORE	
SOPHOMORE • 1L	
6-4 • 223	
LONDON, ENGLAND	
CLEARWATER (FLA.) ACADEMY INTERNATIONAL	

2021

Appeared in 11 games ... Pulled in 97 yards on 12 catches ... Recorded season-highs of 32 then 33 yards in the final two games of the season ... Ten of his 12 catches came in the final three games of the season ... Mid-year signee who participated in A-State's 2021 spring camp ... Arkansas State Athletics Director's Honor Roll member.

HIGH SCHOOL

Came to America in hopes to earn a Division I football scholarship, never having competed in 11-man football ... Spent one season in the United States ... Former standout soccer goalie in London ... 3-star recruit by 247Sports ... Also recruited by schools such as Florida State, Iowa State and Memphis.

TRAORE'S CAREER RECEIVING STATISTICS

YR	GP	NO	YDS	AVG/C	TD	LG	REC/G	AVG/G
2021	11	12	97	8.1	0	20	1.1	8.8



#87	TIGHT END
REED TYLER	
SENIOR • 4L	
6-3 • 246	
BRANDON, MISS.	
BRANDON HS	

2021

Saw action in 10 games with three starts for the Red Wolves ... Recorded four catches for 19 yards ... Had a season-high two catches against Texas State ... Phil Steele's and Athlon Sports Preseason Fourth Team All-Sun Belt Conference ... PFF Preseason Honorable Mention All-Sun Belt Conference ... Arkansas State Athletic Director's Honor Roll member.

2020

Started all 11 games, recording 22 receptions for 265 yards and a touchdown ... 22 receptions were the second most in the league among tight ends, while his 265 yards were also the fourth most among the same group ... Caught at least one pass in all but two games and had multiple receptions in eight outings, including a career-high three in five contests ... Posted a season-high 51 receiving yards versus Texas State, and finished A-State's game at Louisiana with 43 yards ... Went over 30 receiving yards against both Central Arkansas and ULM as well ... Lone touchdown reception came against Georgia State ... Also highly involved in A-State's blocking game for a team that ranks 16th in the nation in total offense (489.7 ypg) ... Member of the NCAA Division I Football Oversight Committee

PLAYERS



MEET THE RED WOLVES

PLAYERS

Student-Athlete Connection Group ... Arkansas State Athletics Director's Honor Roll member.

2019

Played in all 13 games, including six as a starter ... Led all A-State tight ends in receptions (8) and receiving yards (113) and touchdowns (1) ... Posted 61 more receiving yards than he did as a freshman ... Recorded at least one reception in six games, including a season-high three against Coastal Carolina ... Also finished the game against the Chanticleers with a season-best 61 receiving yards, including a season-long catch covering 30 yards ... Lone touchdown came in the Camellia Bowl against Florida International ... Athletics Director's Honor Roll member.

2018

Played in all 13 games as a true freshman, including five as a starter ... Posted 10 receptions for 52 yards and a touchdown ... Recorded at least one reception in eight games, including a season-high three against Appalachian State for a season-best 29 yards ... Long reception covering 18 yards came against Appalachian State as well ... Lone touchdown reception covered six yards against Coastal Carolina ... Midyear signee who participated in A-State's 2018 spring camp ... A-State Athletics Director's Honor Roll member.

HIGH SCHOOL

Attended Brandon HS ... Midyear signee who participated in A-State's 2018 spring camp ... Selected to play in the Bernard Blackwell All-Star Game as a senior ... 2017 preseason Class 6A All-State selection ... Clarion Ledger "10 Seniors to Watch" in 2017 ... Posted 40 receptions for 405 yards as a senior while helping lead Brandon to the state playoffs ... Posted 24 catches for 268 yards and a touchdown while helping lead Brandon to a 10-4 record and the state playoffs in 2016 ... Also a varsity baseball letterman ... Two-star prospect by Rivals.com, 247Sports and Scout.com ... Rated as the No. 39 player in the state of Mississippi by 247Sports ... Also recruited by schools such as Colorado State, Georgia State, Louisiana-Lafayette, Memphis, Ole Miss, Mississippi State, Troy and UTSA.

PERSONAL

Born Sept. 20, 1999 ... Accounting major ... Grandfather, Bob Tyler, was the head football coach at Mississippi State from 1973 to 1978 ... Father, Breck, played wide receiver at both Mississippi State and Ole Miss.

TYLER'S CAREER RECEIVING STATISTICS

YR	GP	NO	YDS	AVG/C	TD	LG	REC/G	AVG/G
2018	13	10	52	5.2	1	18	0.8	4.0
2019	13	8	113	14.1	1	30	0.6	8.7
2020	11	22	265	12.0	1	32	2.0	24.1
2021	10	4	19	4.8	0	8	0.4	1.9
Total	47	44	449	10.2	3	32	0.9	9.6



#85	TIGHT END
THOMAS VAUGHAN	
R-FRESHMAN • RS 6-4 • 252	
LITTLE ROCK, ARK. PULASKI ACADEMY	

2021

Did not see game action ... Arkansas State Athletics Director's Honor Roll member.

2020

Did not see any game action during the 2020 season ... Arkansas State Athletics Director's Honor Roll member.

HIGH SCHOOL

Varsity letterman at Pulaski Academy ... Served as a team captain ... Arkansas High School Coaches Association (AHSCA) All-Star Game participant.

PERSONAL

Born Nov. 30, 2001.



#8	WIDE RECEIVER
KHYHEEM WALEED	
R-SOPHOMORE • 1L 5-11 • 197	
QUEEN CREEK, ARIZ. BOISE STATE	

2021

Appeared in five games as a wide receiver ... Recorded one catch for seven yards against Georgia Southern ... Mid-year transfer who participated in A-State's 2021 spring camp ... Arkansas State Athletics Director's Honor Roll member.

BOISE STATE

Saw action in four games as a true freshman in 2019 at Boise State before taking a redshirt season ... Made his collegiate debut Nov. 2 at San Jose State.

HIGH SCHOOL

Varsity football letterman at Casteel (Ariz.) High School ... Three-star recruit according to ESPN, 247Sports and Rivals ... Rated as the No. 9 prospect in Arizona per 247Sports, and No. 10 per ESPN ... Rated top 100 at his position nationally by ESPN, 247Sports and Rivals ... As a junior, caught 14 passes for 358 yards and eight TDs en route to first-team 3A All-Region and honorable mention 3A all-conference honors ... Senior season caught 25 passes for 447 yards and four touchdowns ... Also recruited out of high school by teams such as Virginia, UCLA, Iowa State, Michigan State and SMU, among others.



MEET THE RED WOLVES

PLAYERS

PERSONAL

Born April 16, 2001.

WALLEED'S CAREER RECEIVING STATISTICS

YR	GP	NO	YDS	AVG/C	TD	LG	REC/G	AVG/G
2021	5	1	7	7.0	0	7	0.2	1.4



#81 WIDE RECEIVER

OMARI WALKER

R-FRESHMAN • RS
5-9 • 169

MCKINNEY, TEXAS
MCKINNEY HS

2021

Appeared in two games, against Louisiana and at Georgia State ... Against the Panthers, he finished with one catch for 17 yards ... Redshirted ... Arkansas State Athletic Director's Honor Roll member.

HIGH SCHOOL

3-star recruit by 247Sports and ESPN ... Clocked in at 10.50 in the 100 meter dash and is a Junior Olympic All-American on the track ... 2-star recruit by Rivals ... Listed in 247Sports composite rankings as No. 232 wide receiver and No. 252 overall player ... Listed as No. 246 wide receiver and 270 overall player in the state of Texas by ESPN ... Also recruited by schools such as SMU.

PERSONAL

Born March 28, 2003.

WALKER'S CAREER RECEIVING STATISTICS

YR	GP	NO	YDS	AVG/C	TD	LG	REC/G	AVG/G
2021	2	1	17	17.0	0	17	0.5	8.5

#55 OFFENSIVE LINEMAN

ALERIC WATSON

FRESHMAN • HS
6-6 • 265

MURFREESBORO, TENN.
MIDDLE TENN. CHRISTIAN

HIGH SCHOOL

Rated by Rivals.com as a 2-star offensive tackle ... Named the District II-A East Offensive Lineman of the Year ... Helped Middle Tennessee Christian School to a region crown and the semifinals of the state playoffs ... Tabbed All-State by the Tennessee Football Coaches Association in 2020 ... Also recruited by schools such as Memphis, Austin Peay, Eastern Kentucky, Jacksonville State and Murray State.

PERSONAL

Born Nov. 15, 2002.

#30

WIDE RECEIVER

WILL WHALEY

R-FRESHMAN • HS
6-1 • 180

LEXA, ARK.
DESOTO HS

HIGH SCHOOL

Attended DeSoto High School in West Helena, Ark.

PERSONAL

Born March 10, 2003 ... Member of the A-State Track & Field team.



#44

LINEBACKER

ISRAEL WHITMORE

R-FRESHMAN • 1L
6-1 • 224

ACKERMAN, MISS.
CHOCTAW COUNTY HS

2021

Saw action in two games on the road, at Tulsa and at ULM ... Posted his first career tackle at ULM.

2020

Played in one game as a true freshman, seeing action against Kansas State ... Did not record any stats ... Arkansas State Athletics Director's Honor Roll member.

HIGH SCHOOL

Responsible for 93 tackles, 10.0 tackles for loss, 1.0 sack and an interception his senior season ... Junior campaign recorded 138 tackles, including 11.0 tackles for loss ... Finished his sophomore season with 39 tackles and 3.0 tackles for loss ... 247Sports 3-star prospect, as well as the No. 35 player in the state of Mississippi and No. 104 outside linebacker in the nation ... Listed as a 3-star recruit by ESPN.com, which also tabs him the No. 42 player in Mississippi and No. 159 outside linebacker in the nation ... Rivals 2-star recruit ... Also recruited by teams such as Southern Miss and Austin Peay ... Won the state championship in the shot put event.

PERSONAL

Born Oct. 26, 2001 ... Sport Management major.

WHITMORE'S CAREER DEFENSIVE STATISTICS

YR	GP	UT	AT	TOT	PD	FR	FF	TFL	SK	INT	QBH
2020	1	0	0	0	0	0	0	0.0	0.0	0	0
2021	2	0	1	1	0	0	0	0.0	0.0	0	0
Total	3	0	1	1	0	0	0	0.0	0.0	0	0



MEET THE RED WOLVES

PLAYERS



#89 **WIDE RECEIVER**
BLAKE WILEY
 FRESHMAN • HS
 6-0 • 200
 THE WOODLANDS, TEXAS
 THE WOODLANDS CHRISTIAN ACADEMY

HIGH SCHOOL

Posted 45 receptions for 780 yards and 10 touchdowns as a senior at The Woodlands Christian Academy ... Named the Warriors' Offensive MVP ... Helped lead TWCA to a 7-4 record and the playoffs.

PERSONAL

Born August 27, 2003.



#36 **LINEBACKER**
CHARLES WILLEKES
 R-SOPHOMORE • 1L
 6-1 • 220
 ROCKFORD, MICH.
 MICHIGAN STATE

2021

Saw action in nine games on defense ... Recorded 18 total tackles and 10 solo tackles ... Registered his first career TFL in the win at ULM ... Tallied a career-high 10 tackles at Georgia State ... Had three multi-tackle games.

MICHIGAN STATE

Redshirted his true freshman season in 2019 ... made his collegiate debut on special teams at Michigan ... Did not play in any games during the 2020 season.

HIGH SCHOOL

Played linebacker and running back at NorthPointe Christian High School ... earned first-team All-Lake Area Division 5-6 honors at linebacker as a junior after helping NorthPointe Christian to the state semifinals for the second straight season after winning the Division 6 regional title ... scored the game-winning TD with 44 seconds left to lead NorthPointe Christian to thrilling 31-28 win over Montague in Division 6 district championship showdown in battle of pair of unbeaten ... collected 126 tackles his junior season ... also played rugby.

PERSONAL

Born May 14, 1999 ... Older brother, Kenny, was an All-American defensive end for Michigan State.

WILLEKES' CAREER DEFENSIVE STATISTICS												
YR	GP	UT	AT	TOT	PD	FR	FF	TFL	SK	INT	QBH	
2019	1	0	0	0	0	0	0	0.0	0.0	0	0	
2021	11	10	8	18	0	0	0	0.5	0.0	0	0	
Total	12	10	8	18	0	0	0	0.5	0.0	0	0	0

*2019 Stats from Michigan State



#64 **OFFENSIVE LINEMAN**
TAYLOR WILLIAMS
 FRESHMAN • HS
 6-0 • 300
 MEMPHIS, TENN.
 WHITEHAVEN HS

HIGH SCHOOL

Prepped at Whitehaven High School ... Played both guard and center for the Tigers ... Helped Whitehaven to a 7-4 mark in 2021, including a 5-2 region mark.



#37 **RUNNING BACK**
TYLER WILLIAMS
 FRESHMAN • HS
 6-0 • 190
 LITTLE ROCK, ARK.
 CENTRAL ARKANSAS CHRISTIAN

HIGH SCHOOL

Was an all-state and all-conference running back and quarterback at Central Arkansas Christian High School ... for his three-year varsity career, Williams ran for 3,486 yards with 53 touchdowns ... Ran for a career-high 1,379 as a junior with eight games of over 100 rushing yards ... Threw for 688 yards as a senior with three touchdowns and a completion percentage of .575 ... Had a long pass of 75 yards during his junior season ... Also recorded 486 career receiving yards including a career-high 319 yards as a junior ... Finished with 59 total touchdowns and 4,162 all-purpose yards ... Posted 12 total kickoff returns for an average of 15.8 yards per return ... Competed on the basketball team.

PERSONAL

Born Dec. 24, 2003.



#38 **SAFETY**
ERIK WILSON
 FRESHMAN • HS
 5-11 • 165
 JONESBORO, ARK.
 JONESBORO HS

HIGH SCHOOL

Prepped at Jonesboro High School ... 2021 6A East All-Conference selection ... Tied for the team lead with three interceptions in 2021 ... Helped the Golden Hurricane to the top seed in 6A East and a first-round bye in the state playoffs ... Also competed in multiple track and field events, winning conference titles in the long jump, high jump, 200-meter dash, 4x100-meter relay and 4x200-meter relay as a senior.



MEET THE RED WOLVES

PLAYERS



#50	OFFENSIVE LINEMAN
AUSTIN WOODS	
R-FRESHMAN • 1L 6-5 • 290	
CLARMORE, OKLA. VERDIGRIS HS	

2020

Arkansas State Athletic Director's Honor Roll member ... Participated in one contest.

2020

Played in one game, versus Central Arkansas, in a reserve role on the offensive line ... Helped lead A-State to 573 yards total offense during its 50-27 victory over the Bears ... Arkansas State Athletics Director's Honor Roll member.

HIGH SCHOOL

Four-year varsity starter on both the offensive and defensive line ... Helped lead Verdigris to a 10-3 record and the state playoffs as a senior ... Listed at No. 27 in The Oklahoman's Super 30 players in the state ... Ranked as the No. 18 overall player in Oklahoma and the No. 106 offensive tackle in the nation by 247Sports, which lists Woods as a 3-star recruit ... Rivals 2-star prospect ... ESPN.com's No. 16-ranked player in Oklahoma and No. 109 offensive tackle in the nation ... ESPN.com 3-star recruit ... Also recruited by programs such as Illinois, Louisiana Tech, Tulane and Texas State.

PERSONAL

Born Feb. 11, 2002.



#93	DEFENSIVE END
LUKE YDARRAGA	
FRESHMAN • HS 6-3 • 218	
WATSON, LA. LIVE OAK HS	

HIGH SCHOOL

Varsity football letterman who played on the defensive line for Live Oak High School ... Averaged 7.0 tackles and 1.0 sacks per game as a senior.

PERSONAL

Born Oct. 30, 2003.



#21	QUARTERBACK
RYLEY ZALUSKY	
FRESHMAN • HS 6-3 • 200	
ARLINGTON, TEXAS ARLINGTON HS	

HIGH SCHOOL

Earned First Team All-District 8-6A honors at Arlington High School ... Concluded senior

campaign with 2,800 passing yards, 450 rushing yards and 30 touchdowns.

PERSONAL

Born May 17, 2004.



#74	OFFENSIVE LINEMAN
ELIJAH ZOLLCOFFER	
FRESHMAN • HS 6-6 • 330	
COVINGTON, GA. NEWTON HS	

HIGH SCHOOL

Consensus 3-star prospect by 247Sports.com, Rivals.com and ESPN.com ... Two-way player who is tabbed by ESPN as the No. 79 offensive tackle nationally and the No. 96 overall player in the state of Georgia ... Rivals' No. 98 player in Georgia ... 247Sports Composite's No. 78 overall player in Georgia and No. 107 defensive tackle nationally ... Also recruited by schools such as Auburn, Florida, Georgia Tech, Kentucky, Maryland, UCF, Tennessee, Mississippi State, Florida State, West Virginia, South Carolina, Georgia, Minnesota and Virginia.

PERSONAL

Born May 8, 2004.



#33	KICKER
DOMINIC ZVADA	
FRESHMAN • HS 6-2 • 155	
CHANDLER, ARIZ. VALLEY CHRISTIAN HS	

HIGH SCHOOL

Helped lead Valley Christian to an 11-2 record and third round of the Class 3A state playoffs in 2021 ... Class 3A First Team All-State ... First Team All-Metro ... Senior season, averaged 40 yards per punt, made 62-of-65 extra points and scored 74 points by kicking ... Ranked fourth in the nation for touchbacks during the regular season ... Made a school-record 55-yard field goal as a junior, which is the longest in Arizona high school Class 3A history ... Received 5-star rating from Kohl's, which also ranks him as the No. 45 kicker in the nation ... Hammer Kicking Academy Elite Camp winner and ranked fifth overall at Hammer Kicking's Top 40 Camp ... Also recruited by schools such as Marshall, Cal and Old Dominion.

PERSONAL

Born Oct. 25, 2003.



HEAD COACH BUTCH JONES

STAFF



Butch Jones was announced as the Red Wolves' 31st all-time head football coach on December 12, 2020.

Jones not only brought 11 years of head-coaching experience at the NCAA FBS level with him to Jonesboro after previous stops leading the football programs at Tennessee (2013-17), Cincinnati (2010-12) and Central Michigan (2007-09), but he also spent three seasons (2018-20) working as part of Nick Saban's staff at national-power Alabama.

During Jones' 12 seasons serving as a head coach, his teams have combined to win four conference championships, play in eight bowl games and finish ranked in the AP Top 25 five times. He has coached a total of 87 all-conference honorees and 27 NFL Draft picks, including All-Pro selections Alvin Kamara, Travis Kelce, Nick Bellore and Antonio Brown.

Jones guided 10 players to 11 all-conference selections in 2021, led by Alan Lamar's first team selection as a kick returner after posting a school and Sun Belt Conference-record 1,333 kickoff return yards. Among the 11 All-Sun Belt picks were five offensive players who helped the Red Wolves rank 11th in the country in passing yards per game.

Since his arrival in Jonesboro, Jones has made an immediate impact on the recruiting trail. The 2022 Arkansas State recruiting class not only ranked as the best in school history, but was also listed No. 1 in the Sun Belt Conference by both 247Sports and Rivals and inside the top five among Group of Five programs.

In 2020, Jones served as the Special Assistant to the Head Coach at Alabama, helping the Crimson Tide post an unblemished 13-0 record on their way to claiming the National Championship. He was also an offensive analyst for the program in 2018 and 2019 as it compiled a combined 25-3 record. The 2018 team played in the CFP

COACHING CAREER		
Year	School	Position
1987-89	Tampa Bay (NFL)	Intern
1990-92	Rutgers	Graduate Assistant
1993-94	Wilkes Univ.	Offensive Coordinator
1995	Ferris State	Running Backs
1996-97	Ferris State	Offensive Coordinator
1998	Central Michigan	Tight Ends
1999	Central Michigan	Wide Receivers
2000	Central Michigan	Running Backs
2001-03	Central Michigan	Offensive Coordinator
2004	Central Michigan	Running Backs
2005-06	West Virginia	Wide Receivers
2007-09	Central Michigan	Head Coach
2010-12	Cincinnati	Head Coach
2013-17	Tennessee	Head Coach
2018-19	Alabama	Offensive Analyst
2020	Alabama	Special Asst. to HC
2021-cur.	Arkansas State	Head Coach



national championship game, while the 2019 squad capped off the year with a 35-16 win over Michigan in the Citrus Bowl to finish ranked No. 8 in the final AP Top 25 poll.

Prior to Alabama, Jones spent a five-year stint at the University of Tennessee, collecting 34 wins and leading the Volunteers to bowl wins three times. He inherited a program that hadn't won a bowl game since 2007 and proceeded to direct the Vols to three consecutive bowl game victories for the first time in over 20 years (1994-96).

While Tennessee didn't have any Top-25 finishes the five seasons prior to Jones' arrival, he led the program to a pair of Top-25 rankings in both the final AP Poll and Coaches Poll in 2015 and 2016. Following the 2016 campaign, which saw Tennessee defeat both Florida and Georgia in the same season for the first time in 15 years, the Vols had six NFL Draft selections taken within the first four rounds for the first time since the 2001 season.

During his time in Knoxville, Jones was one of just three SEC head coaches to post back-to-back seasons with at least nine victories. Heading into his final season at Tennessee, he had the second most wins by a head coach in the conference behind only Saban.

RECORD AS A HEAD COACH

Year	Team	Record	Conf.
2007	Central Michigan	8-6	6-1
2008	Central Michigan	8-5	6-2
2009	Central Michigan	11-2	8-0
2010	Cincinnati	4-8	2-5
2011	Cincinnati	10-3	5-2
2012	Cincinnati	9-3	5-2
2013	Tennessee	5-7	2-6
2014	Tennessee	7-6	3-5
2015	Tennessee	9-4	5-3
2016	Tennessee	9-4	4-4
2017	Tennessee	4-6	0-6
2021	Arkansas State	2-10	1-7
Totals	12 Seasons	86-64	47-43

BY THE NUMBERS

- 4** Conference Championships
- 2** Conference Coach of the Year Awards
- 8** Bowl game appearances (6 wins)
- 6** Top 25 finishes
- 2** Seasons winning 10+ games
- 5** Seasons winning 9+ games
- 7** Seasons winning 8+ games
- 210** Academic All-Conference Award winners
- 87** All-Conference selections
- 31** NFL Draft picks
- 7** All-Americans
- 6** Freshman All-Americans
- 3** Programs with highest grad rates and GPAs



HEAD COACH BUTCH JONES

STAFF

Focusing on the complete student-athlete, Jones helped mentor over 200 academic all-conference winners and 100-plus academic honor roll recipients while in Knoxville. Under his direction, every academic record in Tennessee history was broken with 85-plus players earning their degrees. In addition to Tennessee, both Cincinnati and Central Michigan also posted the highest graduation rates and team GPAs in school history while under Jones' leadership as head coach.

Jones took over the Tennessee program after spending the 2010-12 seasons as Cincinnati's head coach. The Bearcats compiled a 23-14 record in his three seasons while also winning the Big East title in 2011 and 2012. Jones was named the league's Coach of the Year after Cincinnati's 10-win season in 2011, while also earning the same honor from CBSsports.com in 2012 after his squad captured its second consecutive bowl victory and finished in the Top 25.

Jones was also the head coach at Central Michigan from 2007-09, winning 27 contests and leading the Chippewas to the 2007 and 2009 Mid-American Conference (MAC) titles. His three-year stint in Mount Pleasant saw Central Michigan compile a 22-3 MAC record, make three consecutive bowl-game appearances and post a No. 23 postseason ranking in 2009. Jones was the only head coach to lead the program to consecutive bowl games, as well as the first in the history of the MAC to do so in his first three seasons.

Prior to making his second stop at Central Michigan, Jones was the wide receivers coach at West Virginia from 2005-06. While coaching in Morgantown, WVU combined to post a 22-3 record, including a Sugar Bowl win over Georgia and Gator Bowl victory against Georgia Tech.

AT A GLANCE ...

Tennessee (HC, 2013-17)

- Three consecutive bowl victories (1st time in 20 years)
- Three consecutive winning seasons (1st time in 20 years)
- Two consecutive 9-win seasons (1st time in 12 years)
- Two national top-five-ranked recruiting classes
- Defeated Florida and Georgia in the same season (1st time in 12 years)
- Tennessee achieved its highest ever GPA, single-year and multi-year APR, and Graduation Success Rate (GSR) in first 4 seasons
- Six NFL Draft choices in first four rounds in 2016 (1st time in 15 years)
- Never lost a game to a non-bowl eligible team
- Tennessee had its most prolific offense in history during the 2016 season, setting school records for most points scored (473) and most touchdowns (63) while posting the second most yards of total offense (5,768)
- Entering the 2017 season, Tennessee was one of just three SEC teams to win at least nine games the previous two years and one of just nine teams in the nation to win bowl games three consecutive seasons

Cincinnati (HC, 2010-12)

- Two conference championships
- Two consecutive bowl-game victories
- Finished ranked among the Top 25 teams in two of three seasons
- Two-time Big East Conference Coach of the Year

Central Michigan (HC, 2007-09)

- 22-3 Mid-American Conference record in 3 seasons as Central Michigan HC
- Two conference championships
- Three consecutive bowl game appearances as Central Michigan HC (1st time in school history)
- Central Michigan ranked in the Top 25



STAFF



The Jones Family; Alex, Butch, Barb, Andrew, Adam

Jones served as an assistant at Central Michigan for seven years from 1998-2004. During that time, he served as offensive coordinator (2002-04), running backs coach (1999-2004) and as tight ends coach (1998).

He was also the offensive coordinator at his alma mater, Ferris State, from 1995-97 and at Wilkes University from 1993-94 while also serving as an assistant at Rutgers from 1990-92. His original entry into the coaching ranks was as an intern with the Tampa Bay Buccaneers from 1987-89.

Jones is a 1990 graduate of Ferris State University in Michigan. Jones and his wife, Barb, are the parents of three sons – Alex, Adam and Andrew.

NATIONAL CHAMPIONSHIP AND BOWL EXPERIENCE



**COLLEGE FOOTBALL
PLAYOFF**
2020
Champions



2020
Champions



2019
Champions



**COLLEGE FOOTBALL
PLAYOFF**
2018
Championship
Game



2018
Champions



2016
Champions



2015
Champions



2014
Champions



2011
Champions



2011
Champions



2009
Champions



2008



2007



2006
Champions



2005
Champions



ASSISTANT HC/DEFENSIVE COORDINATOR ROB HARLEY

STAFF



Rob Harley enters his second season as the Red Wolves' assistant head coach and defensive coordinator in 2022.

The Red Wolves proved to have a much more aggressive and opportunistic defense under Harley's direction, posting six more turnovers gained than the previous season. The Red Wolves increased their interceptions total from six in 2021 to seven in 2022, while also recording one more fumble recovery.

A-State also showed a marked improvement on the defensive side of the ball in the second half of the season, allowing 157 fewer yards per game and 16.0 less points per contest over the last six outings in comparison to the first six. The Red Wolves also allowed 2.4 yards less per play during that stretch, which included a win over ULM that was clinched on A-State interception.

During his first season at Arkansas State, Harley helped guide three defensive players to all-conference honors, led by defensive lineman Kivon Bennett's second-team selection. Bennett, who has transitioned to the linebacker posi-

tion ahead of the 2022 season, ranked among the top five players in the league in both tackles for loss and sacks.

Prior to his arrival in Jonesboro, Harley spent six seasons as linebackers coach at Pitt while also serving as the Panthers' recruiting coordinator during his final four years.

The 2020 Pitt defense allowed just 93.5 yards rushing and 339.5 yards total offense per game to rank fifth and 24th in the nation, respectively. The Panthers also led all FBS teams in total sacks (46) and tackles for loss (111), while posting 20 turnovers gained in 11 games for the 10th most in the country. Under Harley's direction, linebacker SirVocea Dennis was tabbed All-ACC after recording 57 tackles, 14.5 tackles for loss and 4.0 sacks on the year. The sophomore's 14.5 stops behind the line of scrimmage are tied for the seventh most in the nation.

Harley's linebackers were also highly instrumental for a Pitt defense in 2019 that yielded only 312.9 yards per contest, ranking 15th nationally. The group combined for 16.5 sacks, helping the Panthers lead the nation in that category (3.92 per game, 51 total). The linebackers' production was even more impressive considering the starting lineup was fully retooled from 2018.

Under Harley's watch, graduate transfer Kylan Johnson enjoyed the finest season of his career with 10.5 tackles for loss, 6.5 sacks and two forced fumbles. Johnson received Honorable Mention All-ACC recognition and signed as a free agent with the Miami Dolphins. Phil Campbell and Cam Bright combined for nearly 120 tackles and 17 TFLs.

Another recent example of Harley's ability to develop playmakers is Olu-

COACHING CAREER

Year	School	Position
2010-11	Ohio Dominican	DBs/Linebackers/Asst. Special Teams Coordinator
2012	Michigan State	Graduate Assistant (Offense/Special Teams)
2013	Michigan State	Graduate Assistant (Linebackers/Special Teams)
2014	FIU	Linebackers
2015-17	Pittsburgh	Linebackers
2017-20	Pittsburgh	Linebackers/Recruiting Coordinator
2021-cur.	Arkansas State	Assistant Head Coach/Defensive Coordinator

ASSISTANT HC/DEFENSIVE COORDINATOR **ROB HARLEY**



waseun Idowu, who concluded his collegiate career in 2018 as one of the most prolific tacklers in recent Pitt history. Originally a walk-on, Idowu became a three-year starter, collecting 250 tackles during that span, and was an All-ACC honoree.

In 2016, the Panthers' linebackers helped key a rush defense that finished 16th nationally, yielding just 119.6 yards per game. Matt Galambos enjoyed the best production of his career over the 2015-16 seasons, achieving personal bests in every category under Harley's watch. Another productive linebacker from that 2016 squad, Bam Bradley, went on to play for the Baltimore Ravens.

In Harley's initial season at Pitt, he oversaw the development of Nicholas Grigsby, a 2015 All-ACC performer who spent time with the Detroit Lions, New England Patriots and Los Angeles Rams.

Harley joined Pitt after spending the 2014 season as the linebackers coach at FIU, where he helped the Golden Panthers rank among the most disruptive defenses in college football. FIU ranked first nationally in fumble recoveries (19), second in defensive touchdowns (six), fourth in turnovers gained (33), eighth in turnover margin (plus-11 overall; 0.92 margin per game) and 35th in total defense (363.8 yards per game).

While at FIU, Harley recruited and coached linebacker Anthony Wint, who would go on to earn All-Conference USA honors and finish his collegiate career second in school history with 336 tackles. Wint went on to sign with the New York Jets.

Harley's Pitt appointment served as a reunion with Pat Narduzzi. Harley was a graduate assistant at Michigan State for two seasons (2012-13) when Narduzzi was the Spartans' defensive coordinator.

At Michigan State, Harley gained experience on both sides of the ball. In 2013, he worked with the linebackers and special teams, helping the Spartans to a 13-1 record, the Big Ten title and a 24-20 victory over Stanford in the Rose Bowl. Michigan State's defense yielded just 252.2 yards per game to rank second nationally.

In 2012, Harley worked with the Spartans' offense and special teams. Behind 1,793-yard rusher Le'Veon Bell, Michigan State earned a berth in the Buffalo Wild Wings Bowl, where it defeated TCU, 17-16.

During the 2010 and 2011 seasons, Harley served as the defensive backs/linebackers coach and assistant special teams coordinator at Ohio Dominican University, an NCAA Division II program.

A former safety at Ohio State (2001-05), Harley earned three letters with the Buckeyes and was a member of their 2002 national championship team. In Harley's final three seasons, Ohio State posted a 29-8 record, including two victories in the Fiesta Bowl (2003 and 2005 seasons).

A 2006 graduate of Ohio State, Harley has deep roots with the Buckeyes. His great uncle is the legendary Chic Harley, the first three-time All-American in Ohio State history.

Harley earned his bachelor's in business administration from Ohio State. He additionally owns a master's degree in kinesiology from Michigan State.

Harley and his wife, Danielle, have two sons, Paxton and Nash.

STAFF



The Harley Family
Rob, Paxton, Nash, Danielle



OFFENSIVE COORDINATOR/QBs KEITH HECKENDORF

STAFF



Keith Heckendorf enters his fourth season in 2022 as the Red Wolves' offensive coordinator and quarterbacks coach.

Heckendorf guided a Red Wolves' offense that has put up impressive numbers while featuring numerous All-Sun Belt Conference selections and a pair of wide receivers in Omar Bayless and Jonathan Adams Jr. who earned multiple All-America accolades.

Last season alone, Arkansas State ranked 11th in the nation in passing offense (313.9 ypg) and averaged nearly 400 yards total offense per game to rank fourth in the Sun Belt. The Red Wolves put up over 500 yards in a game four times, including 680 against Memphis for the fourth most in school history.

The year prior, in 2020, Arkansas State ranked second in the nation in passing offense (364.4 ypg) and averaged 488.9 yards total offense that was not only the 14th highest in the country, but also the second best ever by an A-State team.

The Red Wolves' prolific passing offense put up 39 touchdowns, which broke both the school and Sun Belt Conference records. The offense averaged 6.3 yards per play for the second-highest mark ever by an A-State squad and averaged 32.9 points per game to rank 35th in FBS.

Heckendorf's initial season at A-State saw the offense ranked 26th and 33rd in the country in scoring offense and total offense, respectively, to help the Red Wolves' post an 8-5 record and Camellia Bowl victory over Florida International.

The 2019 team ranked No. 10 in the country in passing offense (312.1 ypg) and No. 14 in team passing efficiency (157.55) as well.

Also overseeing the quarterbacks position each of the last three years, Heckendorf mentored a pair of quarterbacks named 2020 All-Sun Belt Conference Honorable Mention in Logan Bonner and Layne Hatcher. The duo combined for 3,921 passing yards that, when combined, would have ranked as the third most in the nation among any single quarterback despite A-State playing just 11 games.

The quarterback position wasn't the only one to flourish in Heckendorf's high-powered offense as wideouts Bayless and Adams were named the Sun Belt's 2019 Player of the Year and 2020 Offensive Player of the Year, respectively. All said, A-State has had 15 players tabbed all-conference between the quarterback, running back, tight end, wide receiver and offensive line positions.

COACHING CAREER

Year	School	Position
2004	Mosinee HS	Assistant Coach
2005	Nebraska	Offensive Quality Control
2006-07	Nebraska	Offensive Graduate Assistant
2008-10	Western Carolina	Offensive Coordinator/QBs Coach
2011-13	North Carolina	Player Development
2014-15	North Carolina	Quarterbacks Coach/Recruiting Coordinator
2016-18	North Carolina	Passing Game Coordinator/QBs Coach
2019-cur.	Arkansas State	Offensive Coordinator/QBs Coach

OFFENSIVE COORDINATOR/QBs KEITH HECKENDORF



Bayless, along with fellow wide receiver Kirk Merritt, signed NFL free agent contracts with the Carolina Panthers and Miami Dolphins, respectively, following the 2019 campaign.

Heckendorf came to A-State after spending the previous eight seasons in multiple roles with the North Carolina football program, including the last five as quarterbacks coach. He also served as the Tar Heels' passing coordinator the last three years and as the recruit coordinator in 2014 and 2015.

The Mosinee, Wis., native also spent the 2011-13 seasons in a player development position at North Carolina.

His time at North Carolina saw the football program play in five bowl games and appear in the 2015 Atlantic Coast Conference (ACC) championship game, the same year the Tar Heels won 11 games for their best season in nearly two decades.

North Carolina won 19 combined games in 2015 and 2016, which were the most in Chapel Hill since the 1996 and 1997 seasons. The Tar Heels finished 15th in the country in the top 25 polls in 2015 when it led the nation in yards per play and ranked ninth in scoring offense with a school-record 40.7 points per game.

North Carolina's passing game was among the nation's best under Heckendorf's leadership, while the Tar Heels also set the school record for passing yards three of the last five seasons. During that time Heckendorf tutored some of the most successful quarterbacks in school history, including the 2017 NFL Draft's No. 2 overall pick in Mitch Trubisky.

Prior to his tenure at North Carolina, Heckendorf spent three seasons as the offensive coordinator and quarterbacks coach at Western Carolina. He also spent three seasons at Nebraska that included trips to the 2005 Alamo Bowl and 2007 Cotton Bowl.

Heckendorf had a standout career as a quarterback at St. Cloud State (Minn.) from 2000-03. He was a two-time fi-

nalist for the Harlon Hill Trophy, which is given annually to the top player in NCAA Division II football, finishing second and third in the voting. He was also a consensus American Football Coaches Association (AFCA) All-America pick, and a two-time Academic All-America choice.

He was the Division II recipient of the prestigious National Football Foundation (NFF) Scholar-Athlete Award. He earned his bachelor's degree in elective studies from St. Cloud State University in 2004, and he completed his master's in education administration from the University of Nebraska in 2014.

He was the Division II recipient of the prestigious National Football Foundation (NFF) Scholar-Athlete Award. He earned his bachelor's degree in elective studies from St. Cloud State University in 2004, and he completed his master's in education administration from the University of Nebraska in 2014.

A native of Mosinee, Wis., Heckendorf is married to the former Ms. Mia Mauer of Saint Paul, Minn. They have twin sons Ethan and Elliott.

STAFF



The Heckendorf Family
Keith, Ethan, Elliott, Mia



ASSOCIATE HC/RUNNING BACKS MARQUASE LOVINGS

STAFF



Marquase Lovings begins his first season at Arkansas State in 2022 as the Red Wolves' associate head coach and running backs coach.

Lovings comes to A-State after most recently spending the 2021 season as the defensive line coach at Nicholls State, but also returns to the sideline as an assistant coach of a Sun Belt Conference program for the second time after previously serving as Louisiana's running backs coach for six seasons from 2011-16 and defensive line coach for one other in 2017. He has been part of seven bowl games and two FCS playoff appearances during his coaching career.

Returning to Nicholls State for his second stint as defensive line coach in 2021, he helped the Colonels defense rank No. 2 in the Southland Conference in total defense while posting the program's fifth consecutive winning season. He was also a member of the

Nicholls State coaching staff in 2018, when the Colonels collected the first of back-to-back conference championships.

Between his two stints at Nicholls State, Loving spent the 2019 and 2020 campaigns at Austin Peay. He was named interim head coach in the fall of 2020 after serving as associate head coach for the Governors in 2019, when he oversaw the defensive line. Under his leadership, Austin Peay concluded the 2020 year by winning four of its final five games, including a 34-31 victory over No. 13 Murray State in its season finale.

Austin Peay posted one of the best defensive seasons in program history in 2019, ranking among the FCS' top 20 in rushing defense (No. 8), total defense (No. 12), scoring defense (No. 15) and third-down defense (No. 16). Josephus Smith and Shaun Whittinghill each earned All-Ohio Valley Conference honors and John Wesley Whiteside was named to the league's All-Newcomer team.

During Lovings' seven seasons at Louisiana, including his first six as running backs coach, the Ragin' Cajuns played in the New Orleans Bowl five times, winning four of those contests. He was a 2014 nominee for the Broyles Award, which is awarded to the nation's top assistant coach, and in 2018, he was a recipient of the 35 Under 35 AFCA Coaches Leadership Institute.

Under his direction, former Ragin' Cajuns running backs Elijah McGuire

COACHING CAREER

Year	School	Position
2007-08	Mississippi State	Defensive Quality Control
2009-10	Mississippi State	Defensive Graduate Assistant
2011-16	Louisiana	Running Backs
2017	Louisiana	Defensive Line
2018	Nicholls	Defensive Line
2019	Austin Peay	Defensive Line
2020	Austin Peay	Interim Head Coach
2021	Nicholls	Defensive Line
2022-cur.	Arkansas State	Running Backs

ASSOCIATE HC/RUNNING BACKS MARQUASE LOVINGS



and Alonzo Harris combined to rush for over 3,800 yards and 48 touchdowns during a two-year span (2013-14) that saw each earn All-Sun Belt honors. In 2014, McGuire earned Player of the Year and Offensive Player of the Year honors for the league. McGuire went on to rush for over 4,300 yards and 42 touchdowns while at Louisiana and was a sixth-round NFL Draft pick by the New York Jets.

During the 2013 season, the duo each combined for over 1,800 yards and 22 rushing touchdowns and each earned First Team All-Sun Belt recognition. Louisiana finished second in the Sun Belt and 26th nationally in rushing offense with 204.5 yards per game. In 2011, Lovings helped Harris rush for 700 yards and eight touchdowns to earn the Sun Belt Freshman of the Year award.

Before joining the Ragin' Cajuns, Loving spent four seasons at Mississippi State (2007-10), first as a defensive quality control coach before taking over as a defensive graduate assistant for his final two seasons. The Bulldogs had several standout defensive linemen, including Titus Brown and Fletcher Cox. Brown went on to play with the Cleveland Browns from 2008-12, and Cox went on to become the 12th pick of the 2012 NFL Draft by the Philadelphia Eagles.

A graduate and former walk-on tight end at Howard University, Lovings also has high school coaching on his resume with stints at Dunbar High in Washington, D.C., and his alma mater, P.K. Yonge High in Gainesville, Fla.

Lovings earned his masters in sports administration from Mississippi State University in 2008 and is currently pursuing his doctorate in education at Mississippi State.

Lovings and his wife, Krystal, have a son, EJ, and a daughter, Khloe.

STAFF



The Lovings Family
Khloe, Krystal, Marquase, EJ



RUN GAME COORDINATOR/TIGHT ENDS MATT LIMEGROVER

STAFF



Matt Limegrover enters his second season in 2022 as the run game coordinator for Arkansas State and first year coaching the tight ends. During his first year in Jonesboro, Limegrover oversaw the Red Wolves offensive line.

Owning over 30 years of collegiate coaching experience, Limegrover has participated in 13 bowl games, including the Rose Bowl, Fiesta Bowl and Cotton Bowl, three combined Big Ten Conference championships at Penn State (2016) and Northwestern (1995, 1996) and numerous FCS Playoff games.

Limegrover's first season in Jonesboro saw Andre Harris Jr. earn Honorable Mention All-Sun Belt Conference honors as part of an offensive line that provided protection for a squad that ranked 11th

in the country in passing offense (313.9 ypg) and averaged nearly 400 yards total offense per game to rank fourth in the Sun Belt. The Red Wolves put up over 500 yards in a game four times, including 680 against Memphis for the fourth most in school history.

Prior to A-State, Limegrover served as Penn State's offensive line coach from 2016-19 when the Nittany Lions posted a 42-11 record with four straight bowl appearances, including Cotton Bowl (2019) and Fiesta Bowl (2017) victories.

Promoted to run game coordinator in 2018, Limegrover helped the program finish ranked inside the top 10 in the final Associated Press and Coaches Top-25 polls three times, including a No. 7 spot in 2016 when it won the Big Ten title.

Limegrover coached three All-Big Ten selections, Steven Gonzalez, Will Fries and Michael Menet, in 2019 when the Nittany Lions ranked 15th in the nation in scoring offense with 35.8 points per game. Additionally, Ryan Bates and Connor McGovern both earned All-Big Ten honors in 2018 as well, and McGovern went on to be a third-round draft pick by the Dallas Cowboys in the 2019 NFL Draft.

During 2017, Limegrover continued to develop an offensive line that helped the Nittany Lions to a second-straight New Year's Six bowl game for the first time

COACHING CAREER

Year	School	Position
1991	University of Chicago	Tight Ends
1992	University of Chicago	Offensive Line
1993	University of Chicago	Offensive Coordinator/Offensive Line
1994	University of Chicago	Interim Head Coach
1995-96	Northwestern	Graduate Assistant
1997-98	Ferris State	Offensive Line/Run Game Coordinator
1999-00	Emporia State	Offensive Line
2001-07	Southern Illinois	Offensive Coordinator/Offensive Line
2008-10	Northern Illinois	Offensive Coordinator/Offensive Line
2011-13	Minnesota	Offensive Coordinator/Offensive Line
2014-15	Minnesota	Asst. HC/Offensive Coordinator/Offensive Line
2016-17	Penn State	Offensive Line
2018-19	Penn State	Offensive Line/Run Game Coordinator
2021	Arkansas State	Offensive Line/Run Game Coordinator
2022-cur.	Arkansas State	Tight Ends/Run Game Coordinator

RUN GAME COORDINATOR/TIGHT ENDS MATT LIMEGROVER



since 1985 (Orange) and 1986 (Fiesta). Tackle Ryan Bates earned all-conference accolades as he blocked for All-American Saquon Barkley.

The Nittany Lions completed the 2017 season in the top 25 in the FBS scoring offense (7th), total offense (19th), red zone offense (21st) and passing offense (23rd).

Limegrover's offensive line battled injuries, but was the cornerstone for Penn State's record-breaking offense and 2016 Big Ten Championship run. The squad broke the Penn State record for total offense (6,056) and passing yards (3,650) and tied the school record for points scored (526). Senior center Brian Gaia claimed All-Big Ten laurels, while offensive lineman Ryan Bates was named to the USA Today and FWAA Freshman All-America teams.

Prior to Penn State, Limegrover spent five seasons (2011-15) at Minnesota as the offensive coordinator and offensive line coach. He held the title of assistant head coach his last two seasons with the Gophers.

During his tenure, the Golden Gophers' offense had steady growth, increasing its scoring average by 10 points from 2011-14. He helped the program to three consecutive bowls and eight wins in 2013 and 2014 after a 3-9 mark in 2011.

In 2014, Minnesota had its first offensive lineman receive All-Big Ten first-team honors since 2005 when Zac Epping claimed the recognition.

Limegrover spent 16 seasons working under former Minnesota head coach Jerry Kill, including four stops at Minnesota, Northern Illinois, Southern Illinois and Emporia State. He started his time with Kill as the offensive line coach at Emporia State for two seasons (1999-2000) and then served as the offensive coordinator and offensive line coach at Southern Illinois (2001-07) and Northern Illinois (2008-10).

While at Northern Illinois, Limegrover produced seven All-Mid-American Conference offensive lineman, including two first team selections in 2010. He helped the Huskies to three consecutive bowl

berths and the 2010 MAC West title. The Husky line gave up only 15 sacks in 2009, when NIU also led the MAC and ranked 19th nationally in rushing with 202.4 yards per game.

Limegrover's time at Southern Illinois saw the Salukis win three conference titles, and he helped guide an offense that ranked in the top 10 in scoring in the NCAA for six consecutive seasons (2002-07).

Limegrover also made coaching stops at Ferris State (1997-98) as the offensive line coach and run game coordinator, Northwestern (1995-96) as a graduate assistant, the University of Chicago (1991-94) serving in a variety of roles, spanning interim head coach (1994), offensive coordinator, offensive line coach and tight ends coach.

During his time on the Northwestern coaching staff, Limegrover helped lead the program to Big Ten Conference championships in 1995 and 1996.

Named an honorable mention All-UAA as a senior, Limegrover played offensive line from 1987-90 at the University of Chicago, where he earned his bachelor's degree in 1991. He went on to earn his master's degree from Northwestern University in 2000.

Limegrover and his wife, Ann, have one daughter, Emma, and a son, TJ.



The Limegrover Family
Matt, Emma, TJ, Ann

STAFF



DEFENSIVE RUN GAME COORD./DEFENSIVE LINE VINSON REYNOLDS

STAFF



Owning over 15 years of collegiate coaching experience, Vinson Reynolds begins his first season at Arkansas State in 2022 as the Red Wolves' defensive line coach and defensive run game coordinator.

Reynolds most recently spent the last six seasons as the defensive line (2016, 2020-21) and defensive tackles (2017-19) coach at Syracuse, but his career path to A-State also included coaching positions at Western Michigan, Central Michigan, Central Oklahoma, Oklahoma State and Wisconsin-Platteville. He was part of at least one bowl game at all four of his FBS stops.

When Reynolds arrived at Syracuse in 2016, he molded a young defensive line that featured future NFL Draft selection Chris Slayton and two freshman starters at defensive end. The results showed the following season, as his

group of interior lineman contributed to a Syracuse defense that allowed 6.4 fewer points, 28.3 fewer rushing yards and 57.1 fewer total yards per game than the year before.

The growth of the Orange's defensive line continued under Reynolds direction, helping the squad rank among the top 16 teams in the country in sacks during two different seasons. Their 2018 defense actually ranked in the top 10 nationally in five defensive categories, including turnovers gained (3rd), fumbles recovered (5th) and sacks (6th).

The performance helped spur Syracuse to a 10-3 record, a Camping World Bowl victory over West Virginia and a No. 15 ranking in the final AP Top 25 and AFCA Coaches Polls. Slayton flourished as the anchor of the front seven, earning an invitation to the East-West Shrine Bowl after the season before being drafted by the New York Giants.

In 2021, 'Cuse ranked third in the Atlantic Coast Conference (ACC) and 16th nationally with over six sacks per game. Cody Roscoe was selected to the All-ACC First Team, while Josh Black earned honorable mention honors.

Reynolds joined the Orange after serving as the defensive line coach at Western Michigan from 2013-15. At WMU, he was part of a staff that engineered one of the most impressive turnarounds in FBS history. Reynolds and the WMU coaches transformed

COACHING CAREER

Year	School	Position
2006-07	Wisconsin-Platteville	Defensive Line
2008	Oklahoma State	Defensive Graduate Assistant
2009	Oklahoma State	Defensive Quality Control
2010	Central Oklahoma	Defensive Line
2011-12	Central Michigan	Defensive Line
2013-15	Western Michigan	Defensive Line
2016	Syracuse	Defensive Line
2017-19	Syracuse	Defensive Tackles
2020-21	Syracuse	Defensive Line
2022-cur.	Arkansas State	Defensive Line



DEFENSIVE RUN GAME COORD./DEFENSIVE LINE VINSON REYNOLDS

the Broncos from a 1-11 team in 2012 into a program that earned consecutive bowl berths in 2014 and 2015. The 2015 Broncos were 8-5 and defeated Middle Tennessee 45-31 in the Bahamas Bowl, the first bowl victory in school history.

In 2014, Reynolds directed a Western Michigan defensive line that recorded 17 of the team's 29 sacks. The unit was part of a Bronco defense that finished third in the Mid-American Conference (MAC) in points allowed per game. Reynolds also was recognized for his recruiting prowess that year. Rivals.com named him to its list of the top 10 recruiters from schools outside the Power Five and American Athletic Conference. That year Reynolds helped solidify, what was at the time, the website's highest ranked class (No. 58) in MAC history.

Prior to his stint in Kalamazoo, Reynolds mentored the defensive linemen at Central Michigan where he helped the Chippewas to a win over Western Kentucky in the 2012 Little Caesars Pizza Bowl. The group included Pittsburgh Steelers and Buffalo Bills defensive end Leterrius Walton, who was selected in the sixth round of the 2015 NFL Draft.

Before making the move to CMU, Reynolds was the defensive line coach at Central Oklahoma in 2010. He also previously worked as a graduate assistant and defensive quality control coach at Oklahoma State for head coach Mike Gundy. Oklahoma State made appearances in the 2008 Holiday Bowl and 2010 Cotton Bowl while Reynolds was on the OSU staff.

Reynolds started his coaching career in 2006 as the defensive line coach at Division III University of Wisconsin-Platteville.

In addition to his collegiate experience, Reynolds has completed two NFL internships. In 2015, he gained critical coaching skills and perspective with the Baltimore Ravens under John Harbaugh. During the summer of 2016,

Reynolds worked with head coach Chuck Pagano and the staff of the Indianapolis Colts.

A Detroit, Michigan native, Reynolds played his college football at Northern Illinois from 2000-03. He was named to the All-MAC First Team at defensive end as a senior after totaling 76 tackles, including 15 for a loss, and six sacks.

Reynolds earned his undergraduate degree from Northern Illinois in 2004. He received his master's degree in adult education from Wisconsin-Platteville in 2007.

Reynolds and his wife, Cynthia, have three sons – Eric Coley, Josiah Reynolds and Jeremiah Reynolds.

STAFF



The Reynolds Family
Vince, Cynthia, Josiah, Jeremiah



SPECIAL TEAMS COORDINATOR/SAFETIES

JAKE SCHOONOVER

STAFF



Jake Schoonover begins his first season at Arkansas State as the Red Wolves' special teams coordinator and as a defensive assistant coach.

Schoonover brings more than 10 years of coaching experience with him to Jonesboro and joins the A-State football program after most recently spending the 2021 season at Kansas as the Jayhawks' special teams coordinator and outside linebackers coach.

Under Schoonover's direction, Kansas ranked second in the nation in kickoff return defense (12.7 ypr), 11th in punt returns (13.5 ypr) and 38th in kickoff returns (23.0 ypr). He helped the Jayhawks kickoff unit improve their national ranking from 127th in 2020 to second in 2021, while their ranking in punt returns led the Big 12 Conference and jumped from 128th to 11th during Schoonover's lone season with the program.

Immediately prior to his time at Kansas, Schoonover spent three seasons at Bowling Green. He joined the staff in 2018 as linebackers coach, before adding special teams responsibilities one season later. He also coached safe-

ties during his time with the Falcons.

In 2020, Bowling Green was second in the MAC in kickoff returns and fourth in punt returns. The Falcons also ranked fifth in field goal percentage and were perfect on extra-point attempts. During the 2019 campaign, Bowling Green's special teams unit blocked a punt, blocked a field goal and forced two muffed kicks in the same game, topping rival Toledo 20-7.

Also in 2020, linebacker Darren Anders finished fifth in the MAC in tackles per game at 11.0 and was named Academic All-MAC.

Prior to his time at Bowling Green, Schoonover spent seven seasons at Illinois State. He began his career with the Redbirds as the linebackers coach in 2011, before adding the title of special teams coordinator in 2013.

Schoonover mentored some of the top linebackers in the history of the Illinois State program during his time there, including middle linebacker Pat Meehan, who earned back-to-back first-team all-conference honors.

In his role as special teams coordinator, Schoonover worked with kicker Nick Ausieler, who finished as the school's all-time leading scorer with 310 points. In 2014, punter CJ Laros earned second-team all-conference honors and averaged 40.6 yards per punt, which went down as the third-best single-season mark in school history.

The Redbirds also had a prolific return game under Schoonover, similar to Bowling Green. In his first year, Illinois State returned both a punt and a kickoff in the same season for the first time in more than five years. Punt returner Tevin Allen also earned postsea-

COACHING CAREER

Year	School	Position
2010	Illinois Wesleyan	Defensive Backs
2011-18	Illinois State	Special Teams Coordinator/LBs
2018-20	Bowling Green	Special Teams Coordinator/LBs
2021	Kansas	Special Teams Coordinator
2022-cur.	Arkansas State	Special Teams Coordinator/Defensive Assistant

SPECIAL TEAMS COORDINATOR/SAFETIES JAKE SCHOONOVER



son honors for the Redbirds, averaging a league-best 27.9 yards per return.

Schoonover spent the 2010 season at Illinois Wesleyan, where he coached defensive backs and assisted with special teams duties. In 2009, Schoonover was an assistant at Illinois State, working with the program's offensive line and wide receivers.

He played collegiately at Missouri Western State, where he started 30 games at linebacker and was a team captain. He played two seasons for the arena league Peoria Pirates as a linebacker and wide receiver.

Schoonover earned a degree in physical education from Missouri Western in 2008 and received a master's degree in sports management with a concentration in administration in 2010 from American Public University.

Schoonover and his wife, Katherine, have one son, Jackson, and one daughter, Kenley.

STAFF



The Schoonover Family
Jackson, Katherine, Kenley, Jake



WIDE RECEIVERS DERRICK LETT

STAFF



Derrick Lett enters his second season overseeing the wide receivers unit for Arkansas State in 2022. Prior to his arrival in Jonesboro, Lett spent eight years (2013-20) coaching at the collegiate level, including stops at Tennessee (2013-14) and Yale (2015-20).

In 2021, second-year freshman Corey Rucker and junior Te’vailance Hunt earned All-Sun Belt Conference Second Team and Third Team honors, respectively, under Lett’s watch. Rucker also earned FWAA Freshman All-America honors, posting a team-leading 826 receiving yards on 59 catches. His nine touchdowns ranked second in the league.

The Red Wolves saw 11 different wide receivers get involved in A-State’s passing game that ranked 11th in the nation with 313.9 yards per game. Hunt accounted for 51 receptions covering 740 yards and six touchdowns, while Jeff Foreman added 31 catches for 556 yards to give him a 17.9 yards-per-catch average.

Prior to A-State, Lett coached running backs at Yale six years while

also serving as the Bulldogs assistant head coach from 2019-20. Lett, who was also Yale’s recruiting coordinator, helped lead the program to Ivy League championships in both 2017 and 2019 with identical 9-1 records each of those seasons.

He regularly helped sign FCS recruiting classes that were ranked among the top five nationally while overseeing a running backs unit that excelled under his direction. He coached three running backs who earned All-Ivy League honors at least once, including Alan Lamar, Deshawn Salter and Zane Dudek.

Dudek was also tabbed an FCS All-America selection, while Lamar was named to the Freshman All-America Team in 2016. He also coached former Yale running back Austin Reuland, who played in the CFL.

An offensive quality control assistant at Tennessee under Jones for two seasons prior to Yale, Lett worked with the running backs, wide receivers and punt return group while assisting the recruiting coordinator.

He helped lead the 2014 Volunteers to their first bowl-game victory since 2010. Working mainly with the wide receivers, the unit had four members record at least 30 catches. As a group, they caught 19 touchdown passes in 12 games.

Prior to his time at Tennessee, Lett spent four years as an assistant at Bowling Green (Ohio) High School. He was in charge of the secondary his first two years before becoming the passing game coordinator, primarily in charge of quarterbacks and wide receivers. He implemented a new offense that more than doubled passing produc-

COACHING CAREER

Year	School	Position
2009-12	Bowling Green HS	QBs/WRs/Secondary
2013-14	Tennessee	Offensive Quality Control
2013-20	Yale	Running Backs/Recruiting Coordinator
2019-20	Yale	Asst. HC/Recruiting Coordinator/Running Backs
2021-cur.	Arkansas State	Wide Receivers Coach



tion, helping three of his players earn college scholarships. In addition to his coaching duties with football, he also coached the varsity track team.

A four-year letter winner at Bowling Green State University from 2001-05, Lett appeared in 49 consecutive games, helping the Falcons to two bowl-game victories, and at one point, a No. 16 ranking in the country. He was part of a wide receiver corps that ranked third in the country by Athlon Sports, as well as an offense that finished fourth in the nation in scoring.

Lett, who earned the school's Coaches Award, graduated with a Bachelor of Science in Business Administration in 2006.

Lett and his wife, Andi, have two daughters, Jaela and Alise.



The Lett Family
Andi, Alise, Derrick, Jaela



OFFENSIVE LINE ANDY KWON

STAFF



Kwon enters his second season on the Red Wolves coaching staff after joining the program in 2021. After spending his first season as the tight ends coach, Kwon’s coaching duties will shift to the offensive line in 2022.

While working with the tight ends, Kwon helped guide freshman Emmanuel Stevenson to Sun Belt Conference Honorable Mention honors last year. Stevenson ended his true freshman season with 22 receptions for 193 yards and a pair of scores.

Four tight ends contributed in the passing game for A-State last season by recording a combined 37 receptions for 325 yards and three scores, while also playing a role in the Red Wolves’ rushing attack that featured running back Alan Lamar, a Second Team All-Sun Belt Conference selection as an all-purpose player.

Kwon comes to Arkansas State after most recently spending three seasons working with Jones at Alabama as an offensive line graduate assistant coach, helping the Crimson Tide post an 11-0 record and No. 1 spot in the College Football Playoff (CFP) rankings in 2020.

His first two seasons with the program in 2018 and 2019 saw it compile a combined 25-3 record. The 2018 team played in the CFP national championship game, while the 2019 squad capped off the year with a 35-16 win over Michigan in the Citrus Bowl to finish ranked No. 8 in the final AP Top

25 poll.

Kwon also completed a “Bill Walsh Minority Internship” with the Cleveland Browns in May of 2019.

Prior to his time at Alabama, Kwon served as an offensive graduate assistant coach at Akron during the 2017 season. That year, the program soared to first place in the MAC East with huge victories over Ohio and Kent State to claim the division title and a spot in the MAC Championship game for the second time in program history and first time since 2005. Akron also advanced to an FBS bowl for the second time in three years, another program first.

A two-year team captain and two-time All-Sun Belt Conference selection as an offensive lineman at Georgia Southern, Kwon participated in an undrafted free agent tryout for the NFL’s Arizona Cardinals following his collegiate playing career. He was also a member of the Rimington Trophy Watch List during his time with the Eagles.

Kwon earned his bachelor’s degree in Sports Management in 2017 from Georgia Southern University before going on to receive his Master of Science in Human Environmental Sciences from the University of Alabama in 2020.



COACHING CAREER

Year	School	Position
2017	Akron	Offensive Graduate Assistant
2018-20	Alabama	Offensive Line Graduate Assistant
2021	Arkansas State	Tight Ends
2022-cur.	Arkansas State	Offensive Line



LINEBACKERS JON SHALALA

STAFF



Jon Shalala is in his second season as linebackers coach for Arkansas State in 2022.

Shalala's linebackers were part of a defensive unit that helped the Red Wolves post 18 turnovers gained, seven more than the previous year. The Red Wolves increased their interceptions total from six in 2021 to seven in 2022, while also recording one more fumble recovery.

Senior linebacker Caleb Bonner finished the season ranked third on the team in tackles with 64 to his credit, but Melique Straker also emerged late in the season by posting 32 of his 50 stops over the final four games of the season.

Straker and the linebackers helped the Red Wolves show a marked improvement on the defensive side of the ball in the second of the season, allowing 157 fewer yards per game and 16.0 less points per contest over the last six outings in comparison to the first six.

The Red Wolves also allowed 2.4 yards less per play during that stretch, which included a win over ULM that was clinched on A-State interception.

Shalala came to A-State after spending the 2020 season primarily working with the linebackers unit at Mississippi State as a defensive quality control coach.

He joined the Bulldogs' staff following a three-year stint at Tennessee as a defensive graduate assistant, including the 2016 season when he worked under head coach Butch Jones and the Volunteers won the Music City Bowl.

Shalala joined Tennessee in the summer of 2016 after coaching the offensive line and tight ends at Arizona Western College in 2015. His lone season at the school saw the Matadors post a 7-4 overall record, including a 14-5 victory over the College of DuPage in the El Toro Bowl.

Prior to joining Arizona Western's staff, Shalala worked one season as the wide receivers coach for the Iowa Barnstormers in Des Moines, Iowa, while finishing his degree as a senior at Grand View University.

The Sugar Land, Texas, native earned his bachelor's degree in kinesiology and psychology from Grand View University, which he attended from 2011-14 while playing quarterback for the 2013 NAIA National Champions.



COACHING CAREER

Year	School	Position
2015	Iowa Barnstormers	Wide Receivers
2015	Arizona Western	Offensive Line/Tight Ends
2016-18	Tennessee	Defensive Graduate Assistant
2019-20	Mississippi State	Defensive Quality Control
2021-cur.	Arkansas State	Linebackers



DEFENSIVE BACKS JAY SIMPSON

STAFF



Jay Simpson begins his first season at Arkansas State in 2022 as the Red Wolves' defensive backs coach and defensive pass game coordinator.

Simpson comes to A-State after spending the last six seasons in multiple roles on the UAB football staff, including the last three as the Blazers cornerback coach. He helped UAB win three straight C-USA West Division titles in 2018, 2019, and 2020, along with winning the 2018 and 2020 Conference USA Championships. The championships were led in part by defenses that finished top 10 nationally in total defense for three straight years (2018-2020).

Most recently, Simpson helped guide UAB to a 9-4 overall record and 6-2 mark in C-USA play in 2021 as the defense excelled once again, ranking 16th in the country in total defense. Under Simpson's guidance, Starling Thomas was named All-Conference USA after leading the team in pass break ups (8) and total passes defended (10).

In 2020, UAB finished seventh nationally in passing yards allowed per

game, allowing just 173.2. The Blazers also ranked seventh in total defense, allowing opponents to gain 311.1 yards per game. UAB continued to excel in third down defense. The Green and Gold ranked seventh in the country after boasting a 3rd down conversion defense of .298.

Simpson's group was led by Second Team All-Conference USA members Brontae Harris and TD Marshall.

In 2019, UAB finished eighth nationally in total defense and Simpson's unit ranked eighth nationally in passing yards allowed (183.6).

Leading the charge was Honorable Mention All-Conference USA performer Marshall. After moving from wide receiver to cornerback midway through fall camp, Marshall became a full-time starter midway through the season and quickly established himself a shutdown corner.

Marshall finished the year 28 tackles and seven pass breakups. His most impactful play was a 76-yard pick-six which was the game-winning touchdown in UAB's 26-21 victory over North Texas in the season finale to secure the C-USA West Division title.

UAB finished the year with 56 total pass breakups and seven interceptions, leading the league in pass defense efficiency (117.0).

Simpson joined UAB in 2016 and spent two seasons (2016, 2017) as a graduate assistant working with defensive backs. He transitioned into his role as defensive analyst for UAB's record-setting 2018 season in which the Blazers finished ninth nationally in total defense.

Working alongside defensive backs coach Blake Shrader, Simpson helped

COACHING CAREER

Year	School	Position
2014-15	South Alabama	Defensive Quality Control
2016-17	UAB	Defensive Graduate Assistant
2018	UAB	Defensive Analyst
2019-21	UAB	Defensive Backs
2022-cur.	Arkansas State	Defensive Backs



the Blazers become one of the most dominant defenses in the country as their unit finished the season ranked 14th nationally in passing yards allowed and 21st in passing efficiency defense.

Prior to UAB, Simpson began his coaching career at South Alabama and spent the 2014-15 seasons with the Jags where he was quality control and worked with linebackers in 2014, and defensive backs in 2015.

Simpson played his college football at South Alabama from 2009-11 and was a two-year starter at corner. He graduated from South Alabama in 2011 with a business degree.

Simpson and his wife, Kelsey, have two daughters, Khodi and Kamden.

STAFF



The Simpson Family
Kamden, Jay, Kelsey, Khodi



ASSISTANT AD FOR ATHLETIC PERFORMANCE JEFF JONES

STAFF



Owning over 15 years of coaching experience at the collegiate level, including prior stops at Arkansas State, Boise State, Auburn and Appalachian State, Jeff Jones enters his second year in 2022 as the Red Wolves' Assistant Athletics Director for Athletic Performance.

Jones came to Arkansas State owning previous Sun Belt Conference championships with both the Mountaineers (2019) and Red Wolves (2012), while also collecting an SEC title at Auburn in 2013 and WAC championships at Boise State in 2006, 2008 and 2009. During his time at the four schools, they combined to play in 11 bowl games.

Jones arrived at Arkansas State after most recently spending the 2020 season as the director of athletic performance at Fairfield (Iowa) High School, which followed a one-year stint in the same role at Appalachian State when the Mountaineers claimed the 2019 New Orleans Bowl championship.

Prior to his time in Boone, NC, Jones spent three seasons (2016-18) overseeing the athletics performance program for Luther College in Decorah, Iowa.

Jones was the lead assistant athletic performance coach at Auburn for three seasons (2013-15) as well, work-

ing with a Tigers football program that appeared in the 2013 BCS National Championship Game and three consecutive bowl games.

Making his second stop in Jonesboro, Jones also spent the 2012 season in the top assistant position for the athletics performance staff at A-State. His initial year at A-State saw the Red Wolves win 10 games while claiming a second straight Sun Belt championship.

Jones began his coaching career at Boise State, working as a graduate assistant on the athletic performance staff in 2006 before taking over a full-time assistant position with the Broncos from 2007-11.

Jones earned his bachelor's degree in exercise science-health promotion from Central College in Pella, Iowa, in 2006 before going on to earn his master's degree in curriculum and instruction in foundational studies from Boise State University in 2011.

Jeff and his wife, Rachel, have one son, Colt.



The Jones Family
Jeff, Colt, Rachel



Assistant AD
Player Personnel
MATT WILSON

Matt Wilson joined the Arkansas State staff in 2021 as Assistant Athletics Director for Player Personnel, making an immediate impact on the Red Wolves' recruiting department.

A-State's most recent signing class (2022) not only ranked as the best in school history, but was also listed No. 1 in the Sun Belt Conference by both 247Sports and Rivals and inside the top five among Group of Five programs. The class also ranked among the top 50 in the nation on National Signing Day.

Wilson came to A-State after most recently spending the previous three seasons (2018-20) at Mississippi State as the Bulldogs Director of Football Personnel.

During his time in Starkville, he assisted in a recruiting plan that resulted in back-to-back Top 25 classes for the first time in school history. It resulted in 37 of 59 players who signed competing in their freshman or sophomore seasons, including 14 starters in 2020. The Bulldogs competed in two bowl games during Wilson's three seasons with the program.

Wilson went to Mississippi State from Indiana University, where he was the Senior Director of Player Personnel/Recruiting during the 2017 season. He helped develop a plan for the third-highest ranked recruiting class in school history, which included three four-star-ranked players. He spent the 2017 season under current head coach Tom Allen, who was an assistant coach at Arkansas State in 2011.

He previously worked with current A-State head coach Butch Jones' staff at Tennessee from 2014-16, assisting in three consecutive top-15 recruiting classes. During Wilson's time with the Volunteers, they won three consecutive bowl games and put together back-to-back nine-win seasons in 2015

and 2016.

Prior to Tennessee, Wilson served as a Recruiting Aide at UConn from 2012-13 and a Pro Scouting Assistant with the Arizona Cardinals from 2010-11.

The Hopewell, Penn., native earned his bachelor's degree in interdisciplinary studies from Arizona State University in December of 2010.



Head Certified Athletic Trainer
ERIC ENNIS

Eric Ennis was elevated to head athletic trainer at Arkansas State in July of 2021 after serving the previous seven years as an assistant athletics trainer working with the Red Wolves' football program.

Ennis originally came to Jonesboro prior to the start of the 2014 season, taking on duties that included providing medical care through recognition, assessment, treatment and rehabilitation for the football team.

His eight seasons with the program has seen the Red Wolves' claim two Sun Belt Conference championships while making six bowl-game appearances.

Prior to his time at Arkansas State, Ennis served as an athletic training intern for the NFL's Washington Football Team from June 2013 to 2014. His duties included assisting in the management of care, prevention, recognition, and evaluation of injuries, treatment and rehabilitation of all players and team personnel in consultation with, and under the supervision of, a team physician and/or consultants.

Other duties included uploading information into the NFL Injury Surveillance System (ISS) as required by the NFL, and assisting with the maintenance of the Impact Concussion Testing Database in compliance with NFL policy. He also assisted with documentation of daily injury and rehabilitation notes and maintained



SUPPORT STAFF

STAFF

hydration tracking/reporting.

Ennis received his bachelor's degree in exercise science/athletic training from Murray State University in 2011 and a master's degree in higher education administration/athletic administration from Southeast Missouri State University in 2013.

During his time at Southeast Missouri State, Ennis served as a graduate assistant athletic trainer for the school's FCS football team, women's softball team, and baseball team.

In the summer of 2012, Ennis was a training camp intern for the NFL's St. Louis Rams. He was responsible for prevention, rehabilitation, documentation, and daily field set up. He also assisted full time with the athletic training staff with hydration, treatments, supply stock, and inventory during mini camps throughout the duration of training camp.

While at Murray State as an athletic training student, he volunteered with the football, soccer, and basketball teams.

His certifications include being a BOC certified athletic trainer, Blood Flow Restriction Therapy, Integrative Dry Needling Certified, American Red Cross First Aid and CPR, and HIV Infection and Disease Control.

He and his wife, Dani, have one daughter, Willow, and a son, Wyatt.



Offensive Graduate Assistant
CHANCE HALL

Chance Hall begins his second season at Arkansas State in 2022 as a graduate assistant coach working on the offensive side of the ball.

His first season at A-State saw the Red Wolves' offense rank 11th in the nation in passing offense (313.9 ypg) and averaged nearly 400 yards total offense per game to rank fourth in the Sun Belt Conference. The Red Wolves put up over 500 yards in a game four

times, including 680 against Memphis for the fourth most in school history.

Prior to coming to A-State, Hall spent the 2019 season as a student assistant coach and the 2020 season as a graduate assistant coach working with the running backs position at his alma mater, the University of Tennessee. His first year with the program in 2019 saw the Volunteers post an 8-5 overall record and claim a 23-22 victory over Indiana in the Gator Bowl.

The Roanoke, Va., native spent four seasons playing on the offensive line for the Volunteers, including his first three under current A-State head coach Butch Jones. Hall was tabbed a 2015 Sporting News, 247Sports and Scout.com Freshman All-American while also landing on the All-SEC Freshman Team.

Hall earned his bachelor's degree in business administration and his master's degree in agricultural leadership from the University of Tennessee in 2018 and 2020, respectively. He is currently pursuing a master's degree in sport management from Arkansas State University.



Defensive Graduate Assistant
ADAM LOVAN

Adam Lovan begins his second season at Arkansas State in 2022 as a graduate assistant coach working on the defensive side of the ball.

His first year at A-State saw the Red Wolves post six more turnovers gained than the previous season. The Red Wolves increased their interceptions total from six in 2021 to seven in 2022, while also recording one more fumble recovery.

A-State also showed a marked improvement on the defensive side of the ball in the second half of the season, allowing 157 fewer yards per game and 16.0 less points per contest over the last six outings in comparison to the first six. The Red Wolves also



allowed 2.4 yards less per play during that stretch, which included a win over ULM that was clinched on A-State interception.

He joined the Red Wolves after most recently spending the 2020 season at Virginia Military Institute, serving in a quality control and offensive volunteer assistant role while working with the Keydets' wide receivers. He helped lead VMI to a 6-2 record, the program's first Southern Conference title since 1977 and its first-ever playoff appearance.

His lone season at VMI also saw the program post its first winning campaign since 1981 and first national ranking since joining the FCS in 1982.

Prior to VMI, Lovan spent two seasons working as a student assistant at Indiana while pursuing his bachelor's degree. During his time with the Hoosiers, Lovan worked as a recruiting assistant and with the tight ends, wide receivers and running backs.

Lovan earned his bachelor's degree in public financial management from Indiana University in 2019.



Offensive Graduate Assistant
MANNY MILES

Manny Miles begins his third season in 2022 as a graduate assistant coach at Arkansas State, working on the offensive side of the ball.

His first season saw the program rank second in the nation in passing offense (364.4 ypg) and averaged 488.9 yards total offense that was not only the 14th highest in the country, but also the second best in school history.

The Red Wolves' prolific passing offense put up 39 touchdowns, which broke both the school and Sun Belt Conference records. The offense averaged 6.3 yards per play for the second-highest mark ever by an A-State team and average 32.9 points per game to rank 35th in FBS.

Most recently, A-State's offense fin-

ished the 2021 season ranked 11th in the nation in passing offense (313.9 ypg) and averaged nearly 400 yards total offense per game to rank fourth in the Sun Belt Conference. The Red Wolves put up over 500 yards in a game four times, including 680 against Memphis for the fourth most in school history.

Miles came to A-State after spending the 2019 season as a quarterback for the Kansas Jayhawks. A graduate transfer to Kansas, Miles saw action in five games, completing 9-of-17 passes for 114 yards and a touchdown.

He went to Kansas after four seasons at North Carolina. He finished his career with the Tar Heels completing 3-of-5 passes for 55 yards and a touchdown.

The Baton Rouge, La., native threw for 1,952 yards and 23 touchdowns to lead U-High to a Division II state title as a senior, the first for the program since 1988. He also excelled as a pitcher and infielder on the baseball team, earning all-state accolades as a sophomore.



Defensive Graduate Assistant
ZAC SIAS

Zac Sias enters his first season in 2022 at Arkansas State as a graduate assistant coach working on the defensive side of the ball.

Prior to Arkansas State, Sias spent the 2020 and 2021 seasons at Mississippi Delta Community College as a graduate assistant coach and assistant defensive line coach for the Trojans.

The Rolling Fork, Miss., native is a graduate of Mississippi Valley State University, where he was a major contributor as a starter on the offensive line as both a junior and senior. His junior season, he helped the Delta Devils' run offense improve by over 1,000 yards compared to the year prior.

Sias transferred to MVSU from Hinds (Miss.) Community College, where he played for head coach Larry Williams.



SUPPORT STAFF

STAFF

He spent his prep career at South Delta High School, earning all-state honors.

After earning an associate of arts degree from Hinds, Sias went on to receive his bachelor's degree in government and politics from MVSU.



Director of Football Operations
BLAKE JACKSON

Blake Jackson enters his first season in 2022 at Arkansas State as Director of Football Operations.

Jackson spent the previous two years as the Football Operations Coordinator with the University of Tennessee. His day-to-day responsibilities included working directly with the director of football operations. He assisted with all aspects of team travel, serving as a liaison between all departments with the program and assisting in planning and execution of team events such as coaching clinics and camps.

Before his time as a football operations coordinator, Jackson spent two seasons with Volunteers as a graduate assistant in operations.

A native of Clarksville, Tenn., Jackson received his undergraduate degree in sport management from the University of Tennessee. He went on to earn his masters degree in sports management from Tennessee in 2020.



Director of Player Welfare
and Development
ROBERT GARTH

Robert Garth begins his first season in 2022 at Arkansas State as the Red Wolves' Director of Player Welfare and Development.

A former NFL and Arena Football League player, Garth comes to A-State after most recently spending 2018-21 as the defensive coordinator at Allen D. Nease (Fla.) High School, where he helped lead the Panthers to their first playoff appearance in 12 years.

Following his collegiate playing ca-

reer at New Mexico State, he spent three years on the Detroit Lions' practice squad and eight years in the ArenaFootball2 league. Best known for his six seasons with the Green Bay Blizzard, Garth was honored by Arena Football as one of the top 10 "Iron-man" players of all-time for his play on both sides of the ball.

Garth began his coaching career in 2006 as a member of the football staff at West De Pere (Wis.) High School. Over the next few years, he held coaching positions in Wisconsin with Green Bay East High School (basketball), the Green Bay Blizzard of the AF2, Green Bay Southwest High School (football) and Little Chute High School (football). He helped lead Little Chute to a state title in 2014.

Garth's career path then took him to Florida in 2015, where he served as a football coach at West Orange High School in Winter Garden. He then took a position working with tight ends in 2016 at New Mexico State, where he played both football and basketball as a student-athlete.

The season prior to his time at Allen D. Nease, he spent 2017 as the defensive backs coach at Finlandia University in Hancock, Mich.



Director of Scouting
KEITH STEVENS

Keith Stevens enters his first season at Arkansas State in 2022 as the Red Wolves' Director of Scouting.

Stevens joined the A-State football program after serving as assistant director of scouting at Liberty in 2021, when the Flames posted an 8-5 record that included a 56-20 victory over Eastern Michigan in the Lending Tree Bowl.


Stevens went to Liberty after working as a graduate assistant at Austin Peay, where he helped with the football program's recruiting efforts in 2020.

Stevens was a student manager



at Southern California from 2016-19 before moving into a recruiting assistant role in 2019. He began his career as a graduate assistant at Missouri Valley College in 2019, working with the Vikings defensive line unit.

He obtained his bachelor's degree in history from USC in 2019, graduating magna cum laude. Stevens earned his master's degree in education from Liberty University in May of 2022.



Director of On-Campus
Recruiting & Events
BRONTE ZLOMEK

Bronte Zlomek enters her first season at Arkansas State as the Red Wolves' Director of On-Campus Recruiting and Events.

Zlomek comes to A-State after spending the last three years working with the Wake Forest football program in multiple capacities, including the 2021 season as a recruiting and player personnel intern. She also worked with the Demon Deacons as student assistant during 2019 and 2020.

Her most recent position saw her coordinate and create itineraries for all official and unofficial visits while serving as a host for prospects and their families during all visits. She was responsible for creating and distributing weekly graphics while also assisting the director of on-campus recruiting with preparation and organization of all game days and visit activities.

The Carlsbad, Calif., native was a member of the Wake Forest volleyball team as both a student-athlete and student coach for three seasons from 2017-19, when she gained experience in the recruiting process and in team settings.

Zlomek earned her bachelor's degree in communications from Wake Forest University in May of 2021.



Special Assistant to HC
Offensive Analyst
KEVIN WEWERS

Kevin Wewers enters his first season at Arkansas State in 2022, and will serve as the special assistant to the head coach and offensive analyst.

Wewers comes to A-State after spending the 2020 and 2021 seasons as a senior offensive analyst at the University of Kansas. During his time at Kansas, he helped the Jayhawks snap a 56-game Big 12 road-game losing streak against Texas at Darrell K Royal-Texas Memorial Stadium.

Wewers spent the 2019 season as the offensive coordinator and quarterbacks coach at Bethel University in McKenzie, Tennessee. In 2018, he served as Bethel's defensive coordinator and linebackers coach.

While working on the defensive side of the ball, Wewers helped assemble one of the NAIA's top defenses on the way to the program's first undefeated season in school history.

Prior to Bethel, Wewers served as the wide receivers coach at NCAA DII Ouachita Baptist University in Arkadelphia, Ark. During his lone season at Ouachita, the Tigers went 9-3 and won the Great American Conference championship.

Before arriving at Ouachita, Wewers served as an assistant coach and graduate assistant at Arkansas Tech University. While at Arkansas Tech, he coached fullbacks and tight ends (2013) and running backs (2014-16). He helped the program to its first winning season in five years and first postseason appearance and victory since 2009.

Wewers is a Scranton, Ark., native, and holds three degrees from Arkansas Tech. He began his coaching career as a high school coach at Subiaco Academy in Subiaco, Ark.



SUPPORT STAFF

STAFF



Defensive Analyst
ZAC JANCEK

Zac Jancek begins his second season at Arkansas State in 2022 as a defensive analyst for the Red Wolves.

His first year at A-State saw the Red Wolves post six more turnovers gained than the previous season. The Red Wolves increased their interceptions total from six in 2021 to seven in 2022, while also recording one more fumble recovery.

A-State also showed a marked improvement on the defensive side of the ball in the second half of the season, allowing 157 fewer yards per game and 16.0 less points per contest over the last six outings in comparison to the first six. The Red Wolves also allowed 2.4 yards less per play during that stretch, which included a win over ULM that was clinched on A-State interception.

A former player under current A-State head coach Butch Jones at Tennessee, Jancek joined the Red Wolves' staff after most recently spending the 2019 and 2020 seasons as a defensive graduate assistant coach at Colorado State.

Jancek worked specifically with the Rams' linebackers, a group that included 2020 Second Team All-Mountain West Conference player Dequan Jackson. The team's leading tackler, Jackson posted 40 stops, 5.5 tackles for loss and 2.0 sacks.

Jancek earned his bachelor's degree in communication from the University of Tennessee in 2018 after posting a cumulative 3.10 GPA as a football student-athlete for the Volunteers. A preferred walk-on quarterback for four seasons (2015-18), Jancek was a four-time SEC Honor Roll member.



Offensive Quality Control
SHANE DOWTY

Shane Dowty begins his first season at Arkansas State in 2022 in an offensive quality control position for the Red Wolves.

Dowty comes to A-State after spending the last three seasons as a member of the Missouri S&T coaching staff, serving as the Miners' pass game coordinator and quarterbacks coach from 2020-21 and as their co-defensive coordinator and linebackers coach in 2019.

The Miners offense flourished under Dowty in his most recent role, ranking 23rd in the nation in scoring, 24th in total offense and 22nd in passing offense. During his time in Rolla, Missouri S&T finished 7-4 in 2019 and a combined 8-6 during the spring (2-1) and fall (6-5) of 2021.

Dowty spent the 2018 season as the defensive coordinator and defensive backs coach at MidAmerica Nazarene University, which followed his initial stop in Rolla as a member of the Missouri S&T coaching staff. He served as the Miners' defensive backs coach and special teams coordinator during the 2016 and 2017 seasons, helping the squad rank 20th in the nation in total defense in 2017.

The 2014-15 seasons saw Dowty serve as a defensive graduate assistant coach working with the secondary at Iowa State, where he earned his master's degree. The two seasons prior to his time in Ames, Dowty worked as the defensive backs coach and recruiting coordinator at College of the Desert (Palm Desert, Calif.), where he coached six defensive backs who went on to receive Division I offers.

Dowty spent the 2011 season as the wide receivers coach at St. Ambrose University in Davenport, Iowa. His lone season with the program saw the Fighting Bees finish with a 7-3 record



and ranked in the NAIA Top 25 poll.

He was also an offensive coaching assistant at the University of Iowa during the 2009 and 2010 seasons working with the team's quarterbacks, including Ricky Stanzi, a fifth-round draft choice of the Kansas City Chiefs in 2011.

The Muscatine, Iowa, native began his coaching career at the high school level in 2008 as an assistant coach at Iowa City West High School as he worked with the team's linebackers.

He received his bachelor's degree in management from the University of Iowa and earned his master's in higher education from Iowa State University. Dowty and his wife, Emily, have one son, Mason, and a daughter, Blakely.



Offensive Quality Control
ALEX JONES

Alex Jones begins his second season in 2022 at Arkansas State, working in an offensive quality control position with the Red Wolves.

His first season at A-State saw the Red Wolves' offense rank 11th in the nation in passing offense (313.9 ypg) and averaged nearly 400 yards total offense per game to rank fourth in the Sun Belt Conference. The Red Wolves put up over 500 yards in a game four times, including 680 against Memphis for the fourth most in school history.

Jones came to A-State after spending the last three seasons as an offensive assistant with the Alabama football program. His final season (2020) with team saw the Crimson Tide post an unblemished 13-0 record on their way to claiming the National Championship.

Alabama compiled a combined 25-3 record Jones' first two years at the school in 2018 and 2019. The 2018 team played in the CFP National Championship game, while the 2019 squad capped off the year with a 35-16 win over Michigan in the Citrus Bowl to finish ranked No. 8 in the final AP

Top 25 poll.

Prior to Alabama, Jones spent the 2017 season at his alma mater, the University of Tennessee, as a special teams student assistant. He was a football student-athlete playing for the Volunteers during the 2015 and 2016 seasons, serving as one of the team's kickers and holders.

Playing for his father, current A-State head coach Butch Jones, the Volunteers posted back-to-back 9-4 seasons capped with bowl game victories in 2015 and 2016. It was the first time 12 years that Tennessee put together two consecutive nine-win seasons. Jones was named to the Southeastern Conference (SEC) Football Honor Roll each of his two seasons as a student-athlete.

Jones earned his bachelor's degree in education, recreation and sport management from the University of Tennessee in 2018. He was a member of the National Society of Collegiate Scholars (NSCS) and National Society of Leadership and Success.



Defensive Quality Control
JACK MULLEN

Jack Mullen begins his first season at Arkansas State in 2022 in a defensive quality control position for the Red Wolves.

Mullen came to A-State after spending the 2021 season at Central Oklahoma, serving as graduate assistant coach working with the defensive backs. Prior to UCO, he worked as a defensive backs coach at Northeastern State University in Tahlequah, Okla. During the 2020 season.

Mullen spent five seasons (2015-19) with the Bowling Green football program as a student assistant coach working with the linebackers position while pursuing his undergraduate degree. He earned his bachelor's degree in education from Bowling Green State University in December of 2019.



SUPPORT STAFF

STAFF



Special Teams Quality Control
KODY SCHEXNAYDER

Kody Schexnayder begins his second season at Arkansas State in 2021, serving in a special teams quality control position for the Red Wolves.

Schexnayder's first season at A-State saw three players earn All-Sun Belt Conference honors at a special teams position, including first-team selection and All-America kick returner Alan Lamar, punter Ryan Hanson and kicker Blake Grupe.

The Red Wolves ranked among the top 40 teams in the country in punt return defense (No. 14), net punting (No. 18), kickoff return defense (No. 26) and kickoff returns (No. 40).

Schexnayder came to A-State after most recently spending the fall portion of the 2020 season as special teams graduate assistant at Austin Peay.

A decorated football student-athlete at Mississippi State, Schexnayder completed a five-month internship working in the program's recruiting department during the spring of 2020. He took on the internship following his playing career for the Bulldogs, which saw him earn SEC Honor Roll, Bulldog Honor Roll and Dean's List recognition.


Schexnayder also received the Mississippi State University Community Service Award and was tabbed to the SEC All-Community Service Team.

Highly involved in leadership roles while playing for Mississippi State, he was president of the athletics department's Student-Athlete Advisory Committee (SAAC) while also serving on the SEC Leadership Student-Athlete Advisory Committee and SEC Joint Student-Athlete Leadership Council.

Schexnayder was named the football program's overall team captain his senior season and served as special teams captain as a junior. He was the school's M-Club Vice President and

a member of the university's Athletic Council.

Schexnayder earned his bachelor's degree in human development and family science from Mississippi State University in May of 2020.



Head Equipment Manager
CARTER BANKS

Carter Banks enters his first season at Arkansas State in 2022 as the Red Wolves' head equipment manager.

Banks originally joined the A-State staff in February of 2022 as an assistant equipment manager, but was elevated to head equipment manager in the summer after holding the position in an interim capacity. Banks now oversees the outfitting of A-State student-athletes with appropriate equipment to ensure peak safety and performance, along with apparel inventory maintenance and distribution.

Banks, who recruits and supervises the Red Wolves' scholarship student managers and graduate assistants, coordinate's and executes the equipment department's responsibilities with the A-State football team's practices, travel and game-day activities.

Prior to A-State, Banks worked with the Georgia football program as its head student equipment manager for four seasons, including 2021 when the Bulldogs won the national championship. Banks holds a pair of bachelor's degrees in business administration and education from the University of Georgia.



Director of Creative Video
CIARAN DOOLEY

Ciaran Dooley enters his first season in 2022 as the Director of Creative Video for the Arkansas State football program.



Dooley was elevated to the position in January of this year after previously serving as a social media manager and video production intern during the 2021 season. In his current role, Dooley is responsible for filming and creating content for all A-State Football social media accounts, as well as working as a photographer for the team.

The Pembroke Pines, Fla., native is course to earn his bachelor's degree in creative media production from Arkansas State University in August of 2022.



Graphic Designer
JULIAN AGUILAR

Julian Aguilar begins his first season at Arkansas State in 2022 as the Red Wolves' graphic designer.

Aguilar comes to A-State after most recently working as a graphic design intern during the 2022 spring semester for the UNC Charlotte football program, creating graphics for social media working closely with 49ers creative team to produce content ideas.

Prior to his time at Charlotte, Aguilar was graphic design intern for the University of Florida lacrosse program from September of 2019 through March of 2020. He was responsible for fulfilling design needs for the team's media manager, completing graphic projects for social media platforms and the Gators' web site.

Aguilar also spent time during 2019 working as the lead athletic designer for Rocky River High School in his hometown of Mint Hill, N.C.



Assistant AD for
Sports Medicine
RON CARROLL

Ron Carroll, who became A-State's first certified athletic trainer in April of 1976 and served as the primary trainer for the Red Wolves' football program

for the previous 45 seasons, was elevated in 2021 to Assistant Athletics Director for Sports Medicine.

Joining the Red Wolves' senior administrative leadership team, Carroll plays a larger role in the athletics department's administrative processes, specifically in sports-medicine matters across all of the Red Wolves' 16 NCAA intercollegiate sports.

Inducted into the National Athletic Trainers Association (NATA) Hall of Fame in 2003, Carroll has received a governor-appointed position on the Arkansas State Board of Athletic Training since November of 1995 and has served as the board's elected chairman since December of the same year.

A member of the Arkansas State Athletics Hall of Honor, Carroll continues to enjoy a highly-decorated career that has seen him earn numerous honors from organizations such as the NATA, Arkansas Athletic Trainers' Association (AATA) and Southwest Athletic Trainers' Association (SWATA).

Carroll was also part of the all-time 100 Outstanding Staff recognized at the annual Arkansas State University "Distinguished Performance Awards and Service Recognition Ceremony" in 2010 for his significant contributions to the University in its 100-year history.


Additionally, he was an honorary member of the Arkansas State All-Centennial Football Team that was announced in 2014. Carroll has worked every A-State football game of his career, a total of 544 contests out of the Red Wolves' 1,043 all-time games.

Carroll is married to the former Vicki Nierdieck of St. Louis and they have three children – Stephen, John and Kathryn.



SUPPORT STAFF


STAFF



Associate Athletic
Performance Coach
JOHN WATERS




Head of Team Security
ROBERT SPEER



Assistant Athletic
Performance Coach
XAVIER DAMPEER



Assistant Director
Football Operations
MIKE WAGNER



Assistant Athletic
Performance Coach
EDDIE KING



Football Operations
Graduate Assistant
SAM BRODY



Assistant Athletic
Performance Coach
MARKELL CLARK



Recruiting Personnel
Graduate Assistant
PATRICK JEFFERIS



Assistant Athletic
Performance Coach
CARTER ROWLAND



Graduate Assistant Athletic
Performance Coach
JOSH PRICE

GAME 1 CENTRAL ARKANSAS



JONESBORO, Ark. (9/4/21) – It was a tale of two halves in the inaugural game of the Butch Jones era, the Arkansas State football team overcame a halftime deficit to rout Central Arkansas 40-21 at Centennial Bank Stadium.

Layne Hatcher led that second-half charge, completing all 12 of his passes on the night for 150 yards and four touchdowns. A-State (1-0) outscored UCA (0-1) 34-14 in the last 30 minutes of play to win its season opener for the first time since 2018. The win also made Jones the third consecutive A-State head coach to win his first game at the helm.

Hatcher's performance made him the seventh FBS quarterback since 2000 to go 100 percent passing in 12 or more attempts in a game. He is also one of three in that group of QBs with four or more touchdown passes among those 12 passes.

A-State racked up 513 yards of total offense, including 319 passing, with starter James Blackman going 16-for-26 and 169 yards. Corey Rucker was a top target, grabbing nine passes for 138 yards and three scores while newcomer Te'Vailance Hunt caught six passes for 55 yards and a touchdown. The Red Wolves found success on the ground as well, churning out 194 yards led by Alan Lamar's 67 yards.

UCA struck first on a 66-yard pass from Breylin Smith to Chris Richmond before A-State responded with a pair of field goals off the leg of Blake Grupe to make it 7-6 at the half.

A-State took advantage of prime field position after a 29-yard punt return by Johnnie Lang Jr. to move ahead 13-7 midway through the third on a 2-yard plunge by Lamar. That lead expanded to 20-7 later in the quarter when Hatcher linked up with Rucker for a 34-yard strike that capped off an eight-play, 91-yard drive.

The Bears responded on the ensuing drive when Smith found Lujan Winningham for a 7-yard scoring strike with 31 seconds left in the quarter to cut A-State's lead to 20-14 after three quarters.

Two more Hatcher-to-Rucker scores bookended a Samy Johnson interception and handed the Red Wolves a 33-14 lead with over 11 minutes left in the contest. UCA then closed out its night with Smith and Winningham reconnecting for a 14-yard score to make it 33-21 with 7:33 to go. A-State closed out the scoring when Hatcher found Hunt from 5 yards out with 2:48 to go, sealing the victory.

CENTRAL ARKANSAS 21
ARKANSAS STATE 40

CENTENNIAL BANK STADIUM
ATTENDANCE: 15,662

GAME STATISTICS

SCORE BY QUARTER	Q1	Q2	Q3	Q4	TOTAL
UCA	7	0	7	7	21
ASU	3	3	14	20	40

SCORING SUMMARY	
UCA	(1st) Richmond 66 yd pass from Smith (Ray kick)
ASU	(1st) Grupe 38 yd field goal
ASU	(2nd) Grupe 42 yd field goal
ASU	(3rd) Lamar 2 yd run (Grupe kick)
ASU	(3rd) Rucker 34 yd pass from Hatcher (Grupe kick)
UCA	(3rd) Winningham 7 yd pass from Smith (Ray kick)
ASU	(4th) Rucker 8 yd pass from Hatcher (Grupe kick failed)
ASU	(4th) Rucker 33 yd pass from Hatcher (Grupe kick)
UCA	(4th) Winningham 14 yd pass from Smith (Ray kick)
ASU	(4th) Hunt 5 yd pass from Hatcher (Grupe kick)

TEAM STATISTICS		
	UCA	ASU
FIRST DOWNS	15	25
YARDS RUSHING	42	194
YARDS PASSING	296	319
TOTAL YARDS	338	513
TOTAL OFFENSIVE PLAYS	62	77
PASSES (C-A-I)	23-42-2	28-38-0
PUNTS-YARDS	9-362	5-219
FUMBLES-LOST	0-0	2-1
NO. OF INTERCEPTIONS	0	2
PENALTIES-YARDS	7-77	6-50
3RD DOWN CONVERSIONS	1-12	7-15
4TH DOWN CONVERSIONS	0-0	0-0
SACKS-YARDS	3-9	4-5

INDIVIDUAL STATISTICS	
RUSHING:	ASU: Lamar 18-67-1 UCA: Hale 13-28-0
PASSING:	ASU: Blackman 16-26-0, 169 yds 4 td; Hatcher 12-12-0, 150 yds 4 td UCA: Smith 23-42-2, 296 yds 3 td
RECEIVING:	ASU: Rucker 9-138-3 UCA: Hudson 7-118-0
INTERCEPTIONS:	ASU: Johnson 1, Alexander 1 UCA: None

REVIEW



GAME 2 MEMPHIS

JONESBORO, Ark. (9/11/21) – Driving down the field in the final seconds seeking a come-from-behind win, a deep pass to the end zone fell incomplete for the Arkansas State football team, which dropped a 55-50 decision to Memphis at Centennial Bank Stadium.

Fans of offensive outbursts were satisfied, with the teams combining for 1,361 total yards, as A-State (1-1) matched the Tigers (2-0) with 680 yards of offense. The Red Wolves racked up a single-game record 582 yards through the air while Memphis recorded 417 passing yards to 263 yards on the ground.

A-State's quarterback pair of Layne Hatcher and James Blackman combined to complete 42 of 66 passes on the day with five scores and no interceptions. Both the completion and attempts total were second most in school history. Hatcher went 23 of 38 for 276 yards and a score, while Blackman connected on 19 of 28 passes for 306 yards and 4 touchdowns, all in the second half.

Two A-State receivers recorded 100-yard outings, led by Jeff Foreman's eight catches for 198 yards. Te'Vaunce Hunt grabbed a team-high 9 receptions for 123 yards. Five different receivers scored for the Red Wolves, including Foreman, Hunt, Corey Rucker, Adam Jones and Akeem Hayes.

Memphis quarterback Seth Henigan completed 22 of 33 passes for 417 yards and 5 touchdowns, while Calvin Austin III caught six of those passes for 239 yards and three scores. Sean Dykes racked up 143 yards on nine catches and two scores. On the ground, Brandon Thomas led the charge, churning out 191 yards on 18 attempts and 2 touchdowns. Six of the Tigers' eight scores went 40 yards or longer.

Memphis opened up with 13 unanswered with a pair of Henigan touchdown passes to Austin III and Dykes. Hunt put A-State on the board with a 53-yard scoring grab on which he batted the ball over his defender, caught it, and scampered untouched to the end zone to make it 13-7.

The Tigers responded two plays later with a 70-yard rushing touchdown by Thomas. After recovering a fumble on Memphis' next drive, the Red Wolves converted the field position into points with a career-long 48-yard field goal by Blake Grupe. Memphis led 20-10 after the opening quarter.

A-State took advantage of another Tiger turnover in the second, turning a muffed punt into a 37-yard field goal by Grupe to make it 20-13. Dykes found the end zone again with just over 5 minutes left in the half on a 40-yard scoring grab to make it 27-13. A-State cut it to 27-20 with 1:30 to go when Hatcher scampered for a 12-yard score, but then the Tigers responded with a 75-yard run by Thomas on their next play from scrimmage. The Red Wolves tacked on a 34-yard field goal by Grupe to end the half with Memphis leading 34-23.

Memphis added a 50-yard pass from Henigan to Austin III to make it a three-score affair. Later in the third, Blackman entered and executed a quick scoring drive, finding Rucker in the back right corner of the end zone for a 23-yard strike. The Tigers clung to a 41-30 lead entering the fourth quarter.

After Memphis upped its lead to 48-30 on a 4-yard rush by Marquavius Weaver, Blackman found Foreman for an 89-yard toss two plays later. The 2-point try was successful, but nullified due to an illegal forward pass to make it 48-36. Henigan then found Austin III for a third time on a 75-yard pass before A-State battled back to make it a one-score game with 14 unanswered.

Blackman found Jones for a one-yard score with 4:03 to go and the A-State defense forced the Tigers to punt. The South Bay, Fla., native then piloted the offense down the field for an 83-yard drive capped off by a 9-yard pass to Hayes to make it 55-50 with less than 2 minutes remaining. After the Tigers recovered an onside kick, A-State forced a punt to set up a potential game-winning drive in the final minute. Blackman completed four passes with the clock ticking, but a deep pass to the end zone fell to the turf.

MEMPHIS	55
ARKANSAS STATE	50

CENTENNIAL BANK STADIUM

ATTENDANCE: 19,501

GAME STATISTICS

SCORE BY QUARTER	Q1	Q2	Q3	Q4	TOTAL
UM	20	14	7	14	55
ASU	10	13	7	20	50

SCORING SUMMARY

UM	(1st) Austin III 55 yd pass from Henigan (Doyle kick)
UM	(1st) Dykes 17 yd pass from Henigan (Doyle kick failed)
ASU	(1st) Hunt 53 yd pass from Hatcher (Grupe kick)
UM	(1st) Thomas 70 yd run (Doyle kick)
ASU	(1st) Grupe 48 yd field goal
ASU	(2nd) Grupe 37 yd field goal
UM	(2nd) Dykes 40 yd pass from Henigan (Doyle kick)
ASU	(2nd) Hatcher 12 yd run (Grupe kick)
UM	(2nd) Thomas 75 yd run (Doyle kick)
ASU	(2nd) Grupe 34 yd field goal
UM	(3rd) Austin III 50 yd pass from Henigan (Doyle kick)
ASU	(3rd) Rucker 23 yd pass from Blackman (Grupe kick)
UM	(4th) Weaver 4 yd run (Doyle kick)
ASU	(4th) Foreman 89 yd pass from Blackman (two-point attempt failed)
UM	Austin III 75 yd pass from Henigan (Doyle kick)
ASU	Jones 1 yd pass from Blackman (Grupe kick)
ASU	Hayes 5 yd pass from Blackman (Grupe kick)

TEAM STATISTICS

	UM	ASU
FIRST DOWNS	24	35
YARDS RUSHING	263	98
YARDS PASSING	417	582
TOTAL YARDS	680	680
TOTAL OFFENSIVE PLAYS	70	98
PASSES (C-A-I)	22-33-0	42-66-0
PUNTS-YARDS	5-224	7-261
FUMBLES-LOST	3-2	0-0
NO. OF INTERCEPTIONS	0	0
PENALTIES-YARDS	7-51	8-69
3RD DOWN CONVERSIONS	7-13	8-19
4TH DOWN CONVERSIONS	0-0	1-1
SACKS-YARDS	2-21	4-28

INDIVIDUAL STATISTICS

RUSHING:	ASU: Pare 6-36-0
	UM: Thomas 18-191-2
PASSING:	ASU: Blackman 19-28-0, 306 yds 4 td
	UM: Henigan 22-33-0, 417 yds 5 td
RECEIVING:	ASU: Foreman 8-198-1
	UM: Austin III 6-239-3
INTERCEPTIONS:	ASU: None
	UM: None



GAME 3 WASHINGTON

SEATTLE (9/18/21) – On a rainy afternoon at Husky Stadium, the Arkansas State football team dropped a 52-3 decision at Washington.

The Huskies (1-2) surged to a 35-0 lead before A-State (1-2) got on the board, but that deficit was too much to overcome for the Red Wolves. Washington outgained A-State 598-268 while recording 30 first downs.

A-State's defense continued to display its ability to force turnovers, tallying three takeaways against the Huskies – two interceptions and a fumble recovery. The Red Wolves have now gained two or more turnovers in all three contests in 2021. Elery Alexander led all players with 10 tackles, including a forced fumble, and gained a turnover for the third straight game. Taylor Doss recorded a career-high eight tackles while Jeffmario Brown and Leon Jones recorded their first interceptions as Red Wolves.

James Blackman drew the starting nod under center, completing 16 of 38 passes for 176 yards. A-State totaled 220 yards through the air, as Layne Hatcher entered late, completing six of 11 passes for 44 yards. Lincoln Pare posted a career-best day receiving, hauling in seven catches for 69 yards to lead A-State in both categories.

Husky quarterback Dylan Morris completed 23 of 39 passes for 367 yards and three scores. Ten of those passes were completed to Jalen McMillan, who racked up 175 yards. The Huskies racked up 398 yards through the air, while churning out 200 yards on the ground.

Washington scored 28 unanswered in the first half on a pair of touchdown passes from Morris to Cade Otton (13 yards) and Jalen McMillan (33 yards) and rushing scores by Sean McGrew (13 yards) and Richard Newton (2 yards). The Huskies led 28-0 at intermission.

The Red Wolves kept the Huskies off the board in the second half until 4:37 left in the third, when McGrew plunged across the goal line for a 2-yard score. A-State then later got an interception by Jeffmario Brown to set up prime field position inside the Washington 30. The Red Wolves would not find the end zone, but a 26-yard field goal by Blake Grupe put them on the board to make it 35-3 after three. With his kick, Grupe moved into second all-time in program history in career points scored by kicking (290), passing Josh Arauco and is now third in most points scored in school history.

The Huskies closed out the contest with 17 fourth-quarter points. Morris found Terrell Bynum for a 42-yard score before Peyton Henry tackled on a 38-yard field goal. Washington's last score came with 3:34 to go, when Bralen Trice returned a fumble recovery 72 yards for the touchdown.

ARKANSAS STATE
WASHINGTON

3
52

HUSKY STADIUM
ATTENDANCE: 58,772

GAME STATISTICS

SCORE BY QUARTER	Q1	Q2	Q3	Q4	TOTAL
ASU	0	0	3	0	3
UW	14	14	7	17	52

SCORING SUMMARY

UW	(1st) Otton 13 yd pass from Morris (Horn kick)
UW	(1st) McGrew 13 yd run (Henry kick)
UW	(2nd) Newton 2 yd run (Horn kick)
UW	(2nd) McMillan 33 yd pass from Morris (Henry kick)
UW	(3rd) McGrew 2 yd run (Horn kick)
ASU	(3rd) Grupe 26 yd field goal
UW	(4th) Bynum 42 yd pass from Morris (Henry kick)
UW	(4th) Henry 38 yd field goal
UW	(4th) Trice 72 yd fumble recovery (Henry kick)

TEAM STATISTICS

	ASU	UW
FIRST DOWNS	15	30
YARDS RUSHING	48	200
YARDS PASSING	220	398
TOTAL YARDS	268	598
TOTAL OFFENSIVE PLAYS	72	83
PASSES (C-A-I)	22-49-1	25-44-2
PUNTS-YARDS	10-408	3-137
FUMBLES-LOST	2-2	2-1
NO. OF INTERCEPTIONS	2	1
PENALTIES-YARDS	6-49	6-57
3RD DOWN CONVERSIONS	5-18	8-14
4TH DOWN CONVERSIONS	0-2	1-1
SACKS-YARDS	1-5	3-32

INDIVIDUAL STATISTICS

RUSHING:	ASU: Lang 6-18-0
	UW: Newton 10-52-1
PASSING:	ASU: Blackman 16-38-0, 176 yds 0 td
	UW: Morris 23-39-2, 367 yds 3 td
RECEIVING:	ASU: Pare 7-69-0
	UW: McMillan 10-175-1
INTERCEPTIONS:	ASU: Jones 1, Brown 1
	UW: Irvin 1

REVIEW



GAME 4 TULSA

REVIEW

TULSA, Okla. (9/25/21) – A second-half comeback fell short for the Arkansas State football team at H.A. Chapman Stadium, as the Red Wolves dropped a 41-34 contest at Tulsa.

A-State (1-3) trailed by as much as 17 in the contest, but cut it to a one-score game twice and scored a pair of special teams touchdowns. The Golden Hurricane (1-3) churned out 663 yards in a balanced attack, passing for 355 yards and grinding out 308 on the ground behind a pair of 100-yard rushers.

James Blackman passed for 321 yards on 23 of 37 passing for a pair of touchdowns. Corey Rucker hauled in four passes for a team-leading 115 yards. On special teams, Johnnie Lang Jr. scored on a first-quarter punt return while Alan Lamar returned a kickoff for a score in the third. Saturday marked the first time since Nov. 11, 2000, versus North Texas that A-State returned both a punt and kickoff for a score in the same game. It was also only the second time a Sun Belt Conference team accomplished the feat (Louisiana, Sept. 12, 2020, at Iowa State).

Defensively, Elery Alexander collected a career-best 14 tackles, while Kivon Bennett posted a monster day at defensive end with 11 tackles, 2.5 for loss. Joe Ozoogwu led up front with 3.5 tackles for loss and a pair of sacks on the day.

Davis Brin completed 17 of 25 passes for 355 yards and three scores while coughing up an interception to Jarius Reimoneng in the third quarter. Two of his receivers – Josh Johnson and Sam Crawford Jr. – racked up 127 and 105 yards receiving, respectively. Crawford Jr. scored twice while JuanCarlos Santana scored once on five receptions for 99 yards.

In Tulsa's ground game, Shamari Brooks rushed 22 times for 155 yards while Anthony Watkins amassed 115 yards on just seven carries.

A-State got on the board first after a defensive stand, as Lang Jr. fielded a punt and returned it 63 yards to the house. Tulsa responded with an 88-yard touchdown pass from Brin to Crawford Jr. to tie it, but Blackman then found Dahu Green for a 39-yard strike to give the Red Wolves a 14-7 lead after one quarter.

The Golden Hurricane closed out the first half with 17 unanswered points to lead 24-14 at the break. Brooks tied it at 14 with a 25-yard rushing score before Brin connected with Santana for a 34-yard touchdown pass. Zack Long drilled a 41-yard field goal with a second remaining to end the half.

Tulsa extended its lead in the opening drive of the second half on a 17-yard pass from Brin to Crawford Jr., but A-State then began clawing back. First, Blackman found Jeff Foreman for a 7-yard strike, but the Golden Hurricane punched back on the next play with a 75-yard rushing touchdown by Watkins to make it 38-21 less than five minutes into the third.

A-State got its second special teams touchdown of the day when Lamar returned the ensuing kickoff 93 yards to cut the deficit to 10 at 38-28. Blake Grupe added a 38-yard field goal to make it a one-score affair late in the third, giving Tulsa a 38-31 lead entering the fourth quarter. Long then connected again on a 45-yard kick before Grupe drilled a 50-yard field goal to make it a one-score game again.

Tulsa drove down the field in the game's final drive looking to put the game out of reach, but the clock ran out with the Golden Hurricane inside A-State's 5-yard line.

ARKANSAS STATE 34
TULSA 41

H. A. CHAPMAN STADIUM
ATTENDANCE: 14,881

GAME STATISTICS

SCORE BY QUARTER	Q1	Q2	Q3	Q4	TOTAL
ASU	14	0	17	3	34
TU	7	17	14	3	41

SCORING SUMMARY	
ASU	(1st) Lang 63 yd punt return (Grupe kick)
TU	(1st) Crawford Jr. 88 yd pass from Brin (Long kick)
ASU	(1st) Green 39 yd pass from Blackman (Grupe kick)
TU	(2nd) Brooks 25 yd run (Long kick)
TU	(2nd) Santana 34 yd pass from Brin (Long kick)
TU	(2nd) Long 41 yd field goal
TU	(3rd) Crawford Jr. 17 yd pass from Brin (Long kick)
ASU	(3rd) Foreman 7 yd pass from Blackman (Grupe kick)
TU	(3rd) Watkins 75 yd run (Long kick)
ASU	(3rd) Lamar 93 yd kickoff return (Grupe kick)
ASU	(3rd) Grupe 38 yd field goal
TU	(4th) Long 45 yd field goal
ASU	(4th) Grupe 50 yd field goal

TEAM STATISTICS		
	ASU	TU
FIRST DOWNS	20	26
YARDS RUSHING	45	308
YARDS PASSING	321	355
TOTAL YARDS	366	663
TOTAL OFFENSIVE PLAYS	63	74
PASSES (C-A-I)	23-37-1	17-25-1
PUNTS-YARDS	5-224	5-272
FUMBLES-LOST	4-1	1-0
NO. OF INTERCEPTIONS	1	1
PENALTIES-YARDS	5-35	10-84
3RD DOWN CONVERSIONS	6-13	5-14
4TH DOWN CONVERSIONS	0-0	1-1
SACKS-YARDS	3-6	6-28

INDIVIDUAL STATISTICS	
RUSHING:	ASU: Lang 4-27-0
	TU: Brooks 22-159-1
PASSING:	ASU: Blackman 23-37-1, 321 yds 2 td
	TU: Brin 17-25-1, 355 yds 3 td
RECEIVING:	ASU: Rucker 4-115-0
	TU: Johnson 9-127-0
INTERCEPTIONS:	ASU: Reimoneng 1
	TU: Martin 1



STATESBORO, Ga. (10/2/21) – The Arkansas State football team dropped a 59-33 decision at Georgia Southern at Allen E. Paulson Stadium.

A-State (1-4, 0-1 SBC) passed for 443 yards, but had trouble stopping the Eagles' (2-3, 1-1) ground game that churned out 503 yards. All seven of Georgia Southern's offensive scores came on the ground.

James Blackman complete 28 of 43 passes for 292 yards and two scores, while Layne Hatcher completed 8 of 18 for 151 yards and two touchdowns. Corey Rucker led 12 different A-State pass-catchers with seven catches for 86 yards and two touchdowns.

Defensively, Jarius Reimonenq posted a team-high 12 tackles, a career high for the Hattiesburg, Miss., native. Caleb Bonner also tallied a career high in tackles with 10.

Logan Wright led the Eagles' rushing attack with 208 yards on 10 carries, while Jalen White added 157 yards on 14 attempts.

Georgia Southern opened up the scoring with a 59-yard rushing score by Wright before A-State got on the board via a 31-yard field goal by Blake Grupe. The Eagles led 10-3 after the first quarter, with Alex Raynor drilling a 25-yard kick with just over a minute left in the period.

A-State tied it at 10 when Blackman found Rucker for a short 2-yard touchdown pass, but the Eagles found the end zone on the next drive on a 23-yard scamper by Gerald Green. On Georgia Southern's next possession, the Red Wolves' defense forced a punt from the back of the end zone. It was there that Kivon Bennett blocked the kick, resulting in a safety to make it 17-12.

The Red Wolves reclaimed a 19-17 lead on another Blackman-to-Rucker connection, this time for 19 yards. Georgia Southern continued to churn out yardage to score 14 unanswered to end the half, as Wright and J.D. King scored from 41 and 5 yards, respectively, giving the Eagles a 31-19 lead at the half.

Georgia Southern continued to score in the second half with rushing scores by Justin Tomlin (6 yards) and White (59 yards) and a pick-six by Quin Williams to lead 52-19 early in the fourth. Hatcher found Dahu Green (16 yards) and Lincoln Pare (13 yards) for a pair of scores to cut it to 52-33, but a 47-yard score by White closed things out for the Eagles.

ARKANSAS STATE **33**
GEORGIA SOUTHERN **59**

ALLEN E. PAULSON STADIUM
ATTENDANCE: 16,377

GAME STATISTICS

SCORE BY QUARTER	Q1	Q2	Q3	Q4	TOTAL
ASU	3	16	0	14	33
GASO	10	21	14	14	59

SCORING SUMMARY	
GASO	(1st) Wright 59 yd run (Raynor kick)
ASU	(1st) Grupe 31 yd field goal
GASO	(1st) Raynor 25 yd field goal
ASU	(2nd) Rucker 2 yd pass from Blackman (Grupe kick)
GASO	(2nd) Green 23 yd run (Raynor kick)
ASU	(2nd) Safety
ASU	(2nd) Rucker 19 yd pass from Blackman (Grupe kick)
GASO	(2nd) Wright 41 yd run (Raynor kick)
GASO	(2nd) King 5 yd run (Raynor kick)
GASO	(3rd) Tomlin 6 yd run (Raynor kick)
GASO	(3rd) Williams 22 yd interception (Raynor kick)
GASO	(4th) White 59 yd run (Raynor kick)
ASU	(4th) Green 16 yd pass from Hatcher (Grupe kick)
ASU	(4th) Pare 13 yd pass from Hatcher (Grupe kick)
GASO	(4th) White 47 yd run (Raynor kick)

TEAM STATISTICS		
	ASU	GASO
FIRST DOWNS	36	20
YARDS RUSHING	81	503
YARDS PASSING	453	37
TOTAL YARDS	534	540
TOTAL OFFENSIVE PLAYS	85	64
PASSES (C-A-I)	36-60-4	3-13-0
PUNTS-YARDS	4-166	6-214
FUMBLES-LOST	0-0	0-0
NO. OF INTERCEPTIONS	0	4
PENALTIES-YARDS	6-48	10-103
3RD DOWN CONVERSIONS	3-10	4-12
4TH DOWN CONVERSIONS	0-2	1-1
SACKS-YARDS	0-0	6-35

INDIVIDUAL STATISTICS	
RUSHING:	ASU: Pare 7-54-0
	GASO: Wright 10-214-2
PASSING:	ASU: Blackman 28-42-3, 302 yds 2 td
	GASO: Ransom 2-5-0, 29 yds
RECEIVING:	ASU: Rucker 7-81-2
	GASO: Hood 2-19-0
INTERCEPTIONS:	ASU: None
	GASO: Davis 1, Thompson 1, Robinson II 1, Williams 1

REVIEW



GAME 6 COASTAL CAROLINA

REVIEW

JONESBORO, Ark. (10/7/21) – The Arkansas State football team scored 20 second-half points, but dropped a 52-20 decision to No. 15 Coastal Carolina at Centennial Bank Stadium.

A-State (1-5, 0-2 SBC) became the first team to score a passing touchdown on the Chanticleers (6-0, 2-0), but could not overcome a 31-0 third-quarter deficit. The Red Wolves passed for 255 yards, while Coastal Carolina racked up 685 yards of total offense - 391 passing, 294 rushing.

Layne Hatcher completed 13 of 29 passes for 185 yards and two scores in place of starter James Blackman, who completed seven of 12 passes for 70 yards. Te’Vailance Hunt was A-State’s top target, hauling in six catches for 138 yards. Corey Rucker also caught a touchdown, running his career total to 12, which is tied for ninth most in program history.

Chanticleer quarterback Grayson McCall completed 78.3 percent of his passes (18 of 23) for 365 yards and four scores on the night, with all four scores going to tight end Isaiah Likely, who grabbed 8 passes for 232 yards. On the ground, Shermari Jones rushed 10 times for 113 yards to lead CCU.

Coastal Carolina wasted no time getting on the board. After a Ryan Hanson punt landed them inside their 1-yard line, McCall found Likely for a 99-yard touchdown pass on the second play of the drive. The Chanticleers later added a 19-yard field goal by Massimo Biscardi to lead 10-0 after one quarter.

The Chanticleers added 14 more before the half on an 8-yard rushing touchdown by Jones and a 4-yard pass from McCall to Likely with 13 seconds remaining. Coastal Carolina led 24-0 at halftime.

Coastal Carolina took the ball to start the second half and scored on another McCall-to-Likely connection, this time for 16 yards to make it 31-0. A-State then got on the board on its next drive when Hatcher found Rucker for a 15-yard strike in the back of the end zone, marking the first passing TD of the year allowed by the Chanticleers’ defense. After McCall found Likely for the fourth time of the night for a 64-yard strike, A-State punched back when Hatcher connected with Hunt for a 63-yard touchdown. Coastal Carolina led 38-14 after three.

A-State cut it to 38-20 early in the fourth when Lincoln Pare plunged across the goal for a 1-yard score, but the two-point try was no good. The Chanticleers turned to the ground game for their final two scores by Reese White (64 yards) and backup quarterback Bryce Carpenter (67 yards).

COASTAL CAROLINA	52
ARKANSAS STATE	20

CENTENNIAL BANK STADIUM
ATTENDANCE: 12,086

GAME STATISTICS

SCORE BY QUARTER	Q1	Q2	Q3	Q4	TOTAL
CCU	10	14	14	14	52
ASU	0	0	14	6	20

SCORING SUMMARY

CCU	(1st) Likely 99 yd pass from McCall (Biscardi kick)
CCU	(1st) Biscardi 19 yd field goal
CCU	(2nd) Jones 8 yd run (Biscardi kick)
CCU	(2nd) Likely 4 yd pass from McCall (Biscardi kick)
CCU	(3rd) Likely 16 yd pass from McCall (Biscardi kick)
ASU	(3rd) Rucker 15 yd pass from Hatcher (Grupe kick)
CCU	(3rd) Likely 64 yd pass from McCall (Biscardi kick)
ASU	(3rd) Hunt 63 yd pass from Hatcher (Grupe kick)
ASU	(4th) Pare 1 yd run (two-point attempt failed)
CCU	(4th) White 64 yd run (Biscardi kick)
CCU	(4th) Carpenter 67 yd run (Biscardi kick)

TEAM STATISTICS

	CCU	ASU
FIRST DOWNS	23	16
YARDS RUSHING	294	18
YARDS PASSING	391	255
TOTAL YARDS	685	273
TOTAL OFFENSIVE PLAYS	63	58
PASSES (C-A-I)	22-27-0	20-41-1
PUNTS-YARDS	4-144	8-355
FUMBLES-LOST	1-0	0-0
NO. OF INTERCEPTIONS	1	0
PENALTIES-YARDS	10-90	3-25
3RD DOWN CONVERSIONS	5-11	3-12
4TH DOWN CONVERSIONS	1-1	0-0
SACKS-YARDS	4-36	0-0

INDIVIDUAL STATISTICS

RUSHING:	ASU: Pare 6-30-1
	CCU: Jones 10-113-1
PASSING:	ASU: Hatcher 13-29-1, 185 yds 2 td
	CCU: McCall 18-23-0, 365 yds 4 td
RECEIVING:	ASU: Hunt 6-138-1
	CCU: Likely 8-232-4
INTERCEPTIONS:	ASU: None
	CCU: Brewer 1



JONESBORO, Ark. (10/21/21) – The Arkansas State football team showed tremendous grit in a back-and-forth affair, but ultimately was edged 28-27 by Louisiana at Centennial Bank Stadium.

A-State (1-6, 0-3 SBC) held the Ragin' Cajuns (6-1, 4-0) scoreless after one quarter, and nearly matched Louisiana score for score until a late touchdown pulled the visitors ahead. The Red Wolves won the turnover battle, gaining a pair of takeaways from the Cajuns while not turning the ball over.

Layne Hatcher completed 16 of 31 passes for 300 yards, 3 touchdowns and no interceptions, with Te'Vailance Hunt racking up 83 yards on 3 catches. Corey Rucker also notched a score on 3 catches for 53 yards while Emmanuel Stevenson recorded his first career touchdown grab.

On the ground, A-State churned out 113 yards, marking the second time this season the Red Wolves surpassed the 100-yard mark rushing. Lincoln Pare led the charge with 52 yards on 11 carries.

Defensively, Elery Alexander led all players with 12 tackles (9 solo) while Taylon Doss racked up 11 tackles (8 solo). Joe Ozougwu tallied 8 stops, including a sack and 3 tackles for loss, and Kenneth Harris nabbed an interception. As a team, the A-State defense posted 7 tackles for loss.

Louisiana quarterback Levi Lewis completed 11 of 20 passes for 122 yards. But it was on the ground where the Cajuns made their mark, totaling 424 yards and averaging 8.0 yards per carry. Chris Smith led the way with 238 yards and 2 touchdowns on 24 rushes for a 9.9-yard average. Montrell Johnson also scored twice, rushing for 150 yards on 17 carries.

The teams were scoreless in the first quarter, with A-State aided by a big goal-line stand to force a turnover on downs at the 2. It marked the first time this season that the Red Wolves had held an opponent scoreless in the first quarter.

A-State drew first blood with 5:38 left in the first half when Hatcher capped off a 12-play, 94-yard drive by finding Rucker in the end zone to make it 7-0. Louisiana tied things up on its next play from scrimmage after starting on its own 1, as Johnson scampered for a 99-yard score.

A-State added a 32-yard field goal by Blake Grupe with 2:21 left in the half to reclaim a 10-7 lead, but the Ragin' Cajuns closed strong to take a 14-10 halftime lead on a 6-yard rushing touchdown by Smith. The Red Wolves crossed midfield in the waning seconds, but a deep pass toward the end zone fell to the turf to end the half.

The Red Wolves took the ball to open the second half and it only took two plays for them to retake the lead, as Hatcher linked up with Hunt for a 76-yard touchdown pass to make it 17-14 early in the third. Louisiana responded on the next drive with a 3-yard rushing score by Johnson to lead 21-17.

After A-State recovered a fumble near midfield, Hatcher found Stevenson for a 15-yard strike to make it 24-21 with just over 9 minutes remaining in the third. Grupe then added a 35-yard field goal to up that lead to 27-21 with 3:23 left in the quarter.

Smith then scored his second touchdown of the day, this one from 74 yards out, to give the Cajuns a 28-27 edge entering the fourth quarter. Louisiana closed it out in the fourth with a 20-play, 90-yard drive to end the contest.

LOUISIANA 28
ARKANSAS STATE 27

CENTENNIAL BANK STADIUM
ATTENDANCE: 7,138

GAME STATISTICS

SCORE BY QUARTER	Q1	Q2	Q3	Q4	TOTAL
UL	0	14	14	0	28
ASU	0	10	17	0	27

SCORING SUMMARY	
ASU	(2nd) Rucker 6 yd pass from Hatcher (Grupe kick)
UL	(2nd) Johnson 99 yd run (Snyder kick)
ASU	(2nd) Grupe 32 yd field goal
UL	(2nd) Smith 6 yd run (Snyder kick)
ASU	(3rd) Hunt 76 yd pass from Hatcher (Grupe kick)
UL	(3rd) Johnson 3 yd run (Snyder kick)
ASU	(3rd) Stevenson 15 yd pass from Hatcher (Grupe kick)
ASU	(3rd) Grupe 35 yd field goal
UL	(3rd) Smith 74 yd run (Snyder kick)

TEAM STATISTICS		
	UL	ASU
FIRST DOWNS	26	22
YARDS RUSHING	424	113
YARDS PASSING	122	300
TOTAL YARDS	546	413
TOTAL OFFENSIVE PLAYS	73	66
PASSES (C-A-I)	11-20-1	16-31-0
PUNTS-YARDS	3-151	4-184
FUMBLES-LOST	4-1	0-0
NO. OF INTERCEPTIONS	0	1
PENALTIES-YARDS	7-77	8-64
3RD DOWN CONVERSIONS	6-11	4-11
4TH DOWN CONVERSIONS	1-2	0-1
SACKS-YARDS	4-20	2-7

INDIVIDUAL STATISTICS	
RUSHING:	ASU: Pare 11-53-0
	UL: Smith 24-246-2
PASSING:	ASU: Hatcher 16-31-0, 300 yds 3 td
	UL: Lewis 11-20-1, 122 yds
RECEIVING:	ASU: Hunt 3-83-1
	UL: Fleming 2-47-0
INTERCEPTIONS:	ASU: Harris 1
	UL: None

REVIEW



GAME 8 SOUTH ALABAMA

REVIEW

MOBILE, Ala. (10/30/21) – The Arkansas State football team dropped a 31-13 decision to South Alabama at Hancock-Whitney Stadium.

Alan Lamar returned a kickoff for a touchdown in the second quarter for A-State (1-7, 0-4 SBC), but it was not enough to overcome a 28-0 second-quarter deficit against the Jaguars (5-3, 2-3). South Alabama forced four turnovers and held the Red Wolves to 224 yards of total offense.

Layne Hatcher completed 19 of 37 passes for 186 yards, with Corey Rucker being the top receiver with four catches for 67 yards. On the ground, Lincoln Pare rushed eight times for 32 yards.

Defensively, Jaden Harris and Jarius Reimonenq recorded 12 tackles apiece, while Kivon Bennett led the way with 1.5 sacks and a pair of tackles for loss. As a team, A-State totaled 8 tackles for loss and three sacks, while Kenneth Harris snagged an interception for the second consecutive contest.

South Alabama quarterback Jake Bentley completed 29 of 39 passes for 251 yards and 4 touchdowns, with his top target being Jalen Tolbert, who caught 8 passes for 94 yards and 2 scores. Brandon Crum and Terrion Avery also caught touchdowns for USA. Avery also was the Jaguars' leading rusher, racking up 113 yards on 22 carries.

Both of Tolbert's touchdowns came in the first quarter, with Bentley finding him for strikes of 13 yards and 30 yards to give the Jaguars a 14-0 lead after the opening period.

In the second quarter, Bentley found Avery for a 2-yard score, then a 14-yard pass to Crum made it 28-0 with 6:21 left in the half. Lamar then returned the kickoff 100 yards to put the Red Wolves on the board, making it a 28-7 halftime score. Lamar recorded 232 kickoff return yards to break the single-game school record, with his return marking the second 100-yard return in school history.

A-State kept the Jaguars out of the end zone in the second half, with Blake Grupe tacking on a pair of field goals from 32 yards and 43 yards to make it 28-13 with 6:22 left in the contest. USA kicker Diego Guajardo closed out the scoring with a 39-yard field goal with 4:06 to go.

ARKANSAS STATE 13
SOUTH ALABAMA 31

HANCOCK WHITNEY STADIUM
ATTENDANCE: 15,043

GAME STATISTICS

SCORE BY QUARTER	Q1	Q2	Q3	Q4	TOTAL
ASU	0	7	3	3	13
USA	14	14	0	3	31

SCORING SUMMARY

USA	(1st) Tolbert 13 yd pass from Bentley (Guajardo kick)
USA	(1st) Tolbert 30 yd pass from Bentley (Guajardo kick)
USA	(2nd) Avery 2 yd pass from Bentley (Guajardo kick)
USA	(2nd) Crum 14 yd pass from Bentley (Guajardo kick)
ASU	(2nd) Lamar 100 yd kickoff return (Grupe kick)
ASU	(3rd) Grupe 32 yd field goal
ASU	(4th) Grupe 43 yd field goal
USA	(4th) Guajardo 39 yd field goal

TEAM STATISTICS

	ASU	USA
FIRST DOWNS	14	23
YARDS RUSHING	38	173
YARDS PASSING	186	248
TOTAL YARDS	224	421
TOTAL OFFENSIVE PLAYS	63	74
PASSES (C-A-I)	19-37-3	29-39-1
PUNTS-YARDS	4-182	4-158
FUMBLES-LOST	1-1	0-0
NO. OF INTERCEPTIONS	1	3
PENALTIES-YARDS	6-45	5-50
3RD DOWN CONVERSIONS	3-13	5-14
4TH DOWN CONVERSIONS	1-2	2-3
SACKS-YARDS	3-16	4-42

INDIVIDUAL STATISTICS

RUSHING:	ASU: Pare 8-35-0
	USA: Avery 22-117-0
PASSING:	ASU: Hatcher 19-37-3, 186 yds
	USA: Bentley 29-39-1, 248 yds 4 td
RECEIVING:	ASU: Rucker 4-67-0
	USA: Tolbert 8-94-2
INTERCEPTIONS:	ASU: Harris 1
	USA: Luter Jr. 2, Rockette 1



JONESBORO, Ark. (11/6/21) – In Arkansas State's Homecoming affair, the Red Wolves football team dropped a 48-14 decision to Appalachian State at Centennial Bank Stadium.

The Red Wolves (1-8, 0-5 SBC) battled back from an early two-score deficit to tie, but the Mountaineers (7-2, 4-1) scored 34 unanswered to earn the win.

Layne Hatcher completed 17 of 30 passes for 137 yards, 2 touchdowns and 3 picks. Te'Vailance Hunt led the Red Wolves with 3 catches for 35 yards while Emmanuel Stevenson grabbed a team-leading 4 catches. Johnnie Lang and Lincoln Pare both rushed for 37 yards to lead A-State on the ground.

Elery Alexander notched a game-high 11 tackles to post double-digit tackles for the fourth time this season, while Jarius Reimonenq recorded his second interception of the year.

Appalachian State out-gained A-State 461-193, including 264 yards on the ground behind a pair of 100-yard rushers in Nate Noel (122 yards) and Cameron Peoples (116 yards). Quarterback Chase Brice completed 15 of 26 passes for 163 yards and a touchdown while also throwing an interception. Thomas Hennigan led the Mountaineers with 69 yards on 4 catches with a score.

App State surged to an early 14-0 lead with a pair of scores before the 7-minute mark in the first quarter. Mountaineer receiver Malik Williams fired a 34-yard strike to Hennigan to make it 7-0 before Steven Jones Jr. returned an interception for a touchdown on A-State's ensuing drive made it a two-score advantage.

The Red Wolves closed the gap in the second quarter with Hatcher finding Stevenson for a 7-yard score and then firing a 20-yard strike to Ross Painter to tie it at 14. Painter's touchdown grab was his first career reception. With the second PAT, A-State's Blake Grupe became the school's all-time leader in points scored by a kicker.

The Mountaineers scored 10 unanswered to end the half on an 18-yard rushing score by Noel followed by a 33-yard field goal by Chandler Staton at the end of the half.

App State kept the Red Wolves off the board in the second half, scoring 24 unanswered to end the contest. Brice found Miller Gibbs for a 10-yard pass with 7:12 remaining in the third before a 27-yard rushing TD by Peoples upped the Mountaineers' lead to 37-14 entering the fourth.

A 22-yard field goal by Staton with 5:16 to go capped off a 15-play, 92-yard drive that took nearly 9 minutes off the clock, then Jones Jr. returned his second interception for a 34-yard score to close out the day's scoring.

APPALACHIAN STATE	48
ARKANSAS STATE	14

CENTENNIAL BANK STADIUM
ATTENDANCE: 9,762

GAME STATISTICS

SCORE BY QUARTER	Q1	Q2	Q3	Q4	TOTAL
APP	14	10	14	10	48
ASU	0	14	0	0	14

SCORING SUMMARY	
APP	(1st) Hennigan 34 yd pass from Williams (Staton kick)
APP	(1st) Jones 47 yd interception
ASU	(2nd) Stevenson 7 yd pass from Hatcher (Grupe kick)
ASU	(2nd) Painter 20 yd pass from Hatcher (Grupe kick)
APP	(2nd) Noel 18 yd run (Staton kick)
APP	(2nd) Staton 33 yd field goal
APP	(3rd) Gibbs 10 yd pass from Brice (Staton kick)
APP	(3rd) Peoples 27 yd run (Staton kick)
APP	(4th) Staton 22 yd field goal
APP	(4th) Jones 34 yd interception (Staton kick)

TEAM STATISTICS		
	APP	ASU
FIRST DOWNS	28	13
YARDS RUSHING	264	62
YARDS PASSING	197	137
TOTAL YARDS	461	199
TOTAL OFFENSIVE PLAYS	75	58
PASSES (C-A-I)	16-27-1	17-30-3
PUNTS-YARDS	2-90	5-199
FUMBLES-LOST	0-0	2-0
NO. OF INTERCEPTIONS	3	1
PENALTIES-YARDS	6-85	3-40
3RD DOWN CONVERSIONS	8-15	5-14
4TH DOWN CONVERSIONS	2-2	0-1
SACKS-YARDS	4-22	1-5

INDIVIDUAL STATISTICS	
RUSHING:	ASU: Lang 6-45-0 APP: Noel 23-125-1
PASSING:	ASU: Hatcher 17-30-3, 137 yds 2 td APP: Brice 15-26-1, 163 yds 1 td
RECEIVING:	ASU: Hunt 3-35-0 APP: Hennigan 4-69-1
INTERCEPTIONS:	ASU: Reimonenq 1 APP: Jones 3

REVIEW



GAME 10 ULM

REVIEW

MONROE, La. (11/13/21) – Blake Grupe drilled a 42-yard go-ahead field goal with 1:17 to go and a Samy Johnson interception with two seconds remaining propelled the Arkansas State football team to a 27-24 win over ULM at Malone Stadium.

A-State (2-8, 1-5 SBC) outscored the Warhawks (4-6, 2-5) 10-0 in the final quarter en route to winning its 12th straight in the overall series, and outgained ULM 538-372 on the day. Defensively, the Red Wolves racked up 14 tackles for loss and 6 sacks, the most by an A-State team since having the same total against Georgia Southern in 2019.

Layne Hatcher completed a career-high 34 passes on 50 attempts for a career-best 444 yards and a pair of scores, with Corey Rucker eclipsing the century mark with 7 catches for 103 yards. Hatcher's 444 yards stands as the second-most in a single game by an A-State player in program history.

Te'Vailance Hunt caught both of Hatcher's touchdown strikes as part of an 8-catch, 96-yard day. On the ground, Lincoln Pare rushed a career-high 22 times for a season-best 73 yards rushing.

Defensively, Joe Ozougwu tied his career high with 3.5 tackles for loss and Denzel Blackwell recorded his first career interception, as A-State forced ULM quarterback Rhett Rodriguez into a pair of picks.

ULM recorded 195 yards through the air, with Rodriguez accounting for 160 of those yards on 12 of 29 passing with a score. Chandler Rogers also completed 4 of 6 passes for 35 yards. Boogie Knight was the top pass-catcher for the Warhawks, snagging 5 catches for 76 yards. Malik Jackson churned out 166 of ULM's 177 rushing yards with two scores and a long of 75.

Rucker put A-State on the board first with 11:15 to go in the opening quarter on a 9-yard rushing score to give the Red Wolves a 7-0 lead after one quarter. A-State's lead grew to 10-0 when a 30-yard field goal by Grupe split the uprights. ULM responded with 33 seconds left in the half on a three-yard run up the middle by Jackson, making it a 10-7 lead for the Scarlet and Black at the half.

The Warhawks then took a two-score lead early in the third on a pair of scores. Jackson took the ball on the first play of the second half 75 yards to give ULM a 14-10 lead, then Rodriguez found Jevin Frett for a 17-yard scoring strike to make it 21-10 with just over 10 minutes remaining in the third.

Hatcher found Hunt for the first time in the contest with 7:26 left in the quarter on a 22-yard pass to trim the deficit to 21-17, but ULM added a 32-yard field goal by Calum Sutherland to once again make it a touchdown lead after three.

With 7:56 left, Hatcher connected with Hunt again, this time from 20 yards out for the game-tying score. A-State's defense then held strong the rest of the night, forcing punts after short ULM drives. Then, Hatcher led the Red Wolves on what would be the game-winning drive, ending with Grupe's 42-yard kick that sailed through the posts to give A-State a 27-24 lead with just over a minute remaining.

The Warhawks drove across midfield and looked to get into scoring position, but Johnson leaped high to pick off Rodriguez's deep pass, sealing the Red Wolves' victory.

ARKANSAS STATE 27
ULM 24

JPS FIELD AT MALONE STADIUM
ATTENDANCE: 12,010

GAME STATISTICS

SCORE BY QUARTER	Q1	Q2	Q3	Q4	TOTAL
ASU	7	3	7	10	27
ULM	0	7	17	0	24

SCORING SUMMARY	
ASU	(1st) Rucker 9 yd run (Grupe kick)
ASU	(2nd) Grupe 30 yd field goal
ULM	(2nd) Jackson 3 yd run (Sutherland kick)
ULM	(3rd) Jackson 75 yd run (Sutherland kick)
ULM	(3rd) Frett 17 yd pass from Rodriguez (Sutherland kick)
ASU	(3rd) Hunt 22 yd pass from Hatcher (Grupe kick)
ULM	(3rd) Sutherland 32 yd field goal
ASU	(4th) Hunt 20 yd pass from Hatcher (Grupe kick)
ASU	(4th) Grupe 42 yd field goal

TEAM STATISTICS		
	ASU	ULM
FIRST DOWNS	22	18
YARDS RUSHING	94	177
YARDS PASSING	444	195
TOTAL YARDS	538	372
TOTAL OFFENSIVE PLAYS	83	75
PASSES (C-A-I)	34-50-2	16-35-2
PUNTS-YARDS	5-205	10-337
FUMBLES-LOST	0-0	2-0
NO. OF INTERCEPTIONS	2	2
PENALTIES-YARDS	4-40	2-30
3RD DOWN CONVERSIONS	5-17	6-18
4TH DOWN CONVERSIONS	1-4	1-1
SACKS-YARDS	6-30	1-2

INDIVIDUAL STATISTICS	
RUSHING:	ASU: Pare 22-78-0
	ULM: Jackson 22-176-2
PASSING:	ASU: Hatcher 34-50-2, 444 yds 2 td
	ULM: Rodriguez 12-29-2, 160 yds 1 td
RECEIVING:	ASU: Rucker 7-103-0
	ULM: Knight 5-76-0
INTERCEPTIONS:	ASU: Johnson 1, Blackwell 1
	ULM: Swinney 1, Drake 1

GAME 11 GEORGIA STATE



ATLANTA (11/20/21) – In the penultimate outing of the 2021 season, the Arkansas State football team battled hard but dropped a 28-20 decision to Georgia State at Center Parc Stadium.

A-State (2-9, 1-6 SBC) overcame a two-score deficit in the fourth quarter on an 80-yard fumble recovery return for a touchdown by Kivon Bennett with under 5 minutes to play, but the Panthers (6-5, 5-2) chewed up the rest of the clock in their final drive to stave off the Red Wolves.

Bennett's score was A-State's first fumble returned for a score since 2019 and was the third-longest in program history, but it wasn't the only 80-plus-yard touchdown of the day for the Red Wolves. Also on the defensive side of the ball, Melique Straker recorded 14 total tackles (2 for loss), while Charles Willekes tallied 10 stops, both notching career highs.

Lincoln Pare notched an 83-yard touchdown reception on the afternoon as part of a career day as a pass-catcher. The Germantown, Tenn., native caught all six passes thrown his direction for 118 yards.

On special teams, Blake Grupe posted eight points and became the school's all-time scoring leader among all players with 344 career points. He did so by connecting on both of his field goals and a pair of extra points. He moved past former running back Richie Voit (342 points, 1950-53).

Georgia State out-gained A-State 434-270, including 282 yards on the ground behind 125 yards and a pair of scores by Jamyest Williams. Tucker Gregg rushed for 98 yards while quarterback Darren Grainger earned 46 yards. Grainger also passed for 152, completing 10 of 21 passes. Jamari Thrash was the Panthers' top receiver, hauling in four catches for 103 yards.

Grupe put the Scarlet and Black ahead first, drilling a 40-yard field goal early in the opening quarter. GSU then scored 14 unanswered on rushing scores by Williams and Gregg, putting the Panthers ahead 14-3.

Pare's 83-yard touchdown strike from A-State quarterback Layne Hatcher made it 14-10 with 9:44 remaining in the half. The Red Wolves' defense then kept the Panthers off the board the rest of the half, paving the way for Grupe's record-breaking kick. The Sedalia, Mo., native ended the half on a strong note, drilling the 36-yard field goal to become A-State's all-time leading scorer. Georgia State led 14-13 at the half.

After a scoreless third quarter, the Panthers picked up a pair of quick scores on the ground by Williams and Grainger to make it a two-score lead again.

A-State's next drive ended on downs, but on a completion from Grainger to Roger Carter, Bennett knocked the ball loose and returned it the other way for a defensive score to put the Red Wolves down 28-20 with 4:22 remaining. With A-State's defense looking to force a 3-and-out, the Panthers managed the final minutes of the contest, running 10 plays to end it.

ARKANSAS STATE 20
GEORGIA STATE 28

CENTER PARC STADIUM
ATTENDANCE: 14,273

GAME STATISTICS

SCORE BY QUARTER	Q1	Q2	Q3	Q4	TOTAL
ASU	3	10	0	7	20
GSU	7	7	0	14	28

SCORING SUMMARY

ASU	(1st) Grupe 40 yd field goal
GSU	(1st) Williams 1 yd run (Ruiz kick)
GSU	(2nd) Gregg 6 yd run (Ruiz kick)
ASU	(2nd) Pare 83 yd pass from Hatcher (Grupe kick)
ASU	(2nd) Grupe 36 yd field goal
GSU	(4th) Williams 13 yd run (Ruiz kick)
GSU	(4th) Grainger 35 yd run (Ruiz kick)
ASU	(4th) Bennett 80 yd fumble recovery (Grupe kick)

TEAM STATISTICS

	ASU	GSU
FIRST DOWNS	16	22
YARDS RUSHING	-3	282
YARDS PASSING	273	152
TOTAL YARDS	270	434
TOTAL OFFENSIVE PLAYS	74	73
PASSES (C-A-I)	28-48-2	10-21-1
PUNTS-YARDS	7-326	6-271
FUMBLES-LOST	1-0	3-2
NO. OF INTERCEPTIONS	1	2
PENALTIES-YARDS	4-27	6-57
3RD DOWN CONVERSIONS	5-17	7-14
4TH DOWN CONVERSIONS	0-2	0-0
SACKS-YARDS	2-10	6-40

INDIVIDUAL STATISTICS

RUSHING:	ASU: Pare 13-41-0
	GSU: Williams 16-125-2
PASSING:	ASU: Hatcher 28-48-2, 273 yds 1 td
	GSU: Grainger 10-21-1, 152 yds
RECEIVING:	ASU: Pare 6-118-1
	GSU: Thrash 4-103-0
INTERCEPTIONS:	ASU: Johnson 1
	GSU: Lane 1, Brown 1

REVIEW



GAME 12 TEXAS STATE

REVIEW

JONESBORO, Ark. (11/27/21) – A 48-yard field goal attempt by Blake Grupe fell to the Allison Field turf in the final seconds as the Arkansas State football team dropped a 24-22 contest to Texas State at Centennial Bank Stadium.

Quarterback Layne Hatcher led A-State (2-10, 1-7 SBC) down the field with under a minute to play and set up the potential game-winner into a whipping 15-mph wind. However, a gust knocked the ball down, sealing the victory for the Bobcats (4-8, 3-5).

A-State outgained Texas State offensively 471-333, including 277 yards through the air and 194 on the ground, tied for the most in a single game this season. Defensively, the Red Wolves limited the Bobcats to just 130 passing yards, while giving up 203 on the ground. A-State recorded 25 first downs, while Texas State had 14.

Hatcher completed 25 of 37 passes for 277 yards and passing touchdowns to Dahu Green and Corey Rucker. Rucker led A-State with 85 yards on 8 catches, while Green grabbed 5 balls for 81 yards.

Alan Lamar led A-State's rushing attack with 88 yards on 12 attempts, while Lincoln Pare churned out 75 yards on 14 attempts. Johnnie Lang Jr. rushed three times for 35 yards.

Texas State quarterback Tyler Vitt completed 11 of 25 passes for 121 yards and one touchdown, to receiver Trevis Graham, Jr., who led with 67 yards on 4 catches. Calvin Hill rushed 12 times for 123 yards and a 78-yard touchdown, while Jahmyl Jeter also found the end zone, rushing 10 times for 36 yards.

Jeter's score put the Bobcats ahead first at the 10:38 mark in the first quarter to make it 7-0 before A-State responded with Hatcher's 39-yard scoring toss to Green to tie it at 7-all. With 5:47 remaining in the quarter, Vitt hit Graham for a 31-yard strike to give Texas State a 14-7 lead after one period.

The teams traded field goals in the second quarter, with Grupe hitting a 23-yard kick to make it 14-10. Texas State's Seth Killer then drilled a 46-yard field goal with 3:09 left in the half, giving the Bobcats a 17-10 lead at halftime.

Hill plunged across the goal with 8:06 to play in the third to give the Bobcats a two-score advantage up 24-13. However, A-State did not go away in its final contest of the season, with Grupe sending a 22-yard kick through the uprights with 12:17 remaining to make it 24-16.

A-State's defense held strong, forcing back-to-back punts to give the offense a chance to tie up the contest. That chance came when Hatcher found Rucker for a 26-yard touchdown pass with 2:12 to go, but the 2-point conversion try was no good to make it 24-22.

Texas State's offense stalled, going 3-and-out to give the Red Wolves the ball back with 55 seconds and two timeouts. Back-to-back first downs put the Scarlet and Black in Bobcat territory, then a 9-yard pass to Green made it third-and-1, when A-State called a timeout with 26 seconds. After a 1-yard loss on a rush, the Red Wolves called their final timeout with 3 seconds to play. The Bobcats then used a timeout before Grupe's kick, which met a gust of wind to send the ball down and end the contest.

TEXAS STATE 24
ARKANSAS STATE 22

CENTENNIAL BANK STADIUM
ATTENDANCE: 3,116

GAME STATISTICS

SCORE BY QUARTER	Q1	Q2	Q3	Q4	TOTAL
TXST	14	3	7	0	24
ASU	7	3	3	9	22

SCORING SUMMARY	
TXST	(1st) Jeter 4 yd run (Keller kick)
ASU	(1st) Green 39 yd pass from Hatcher (Grupe kick)
TXST	(1st) Graham 31 yd pass from Vitt (Keller kick)
ASU	(2nd) Grupe 23 yd field goal
TXST	(2nd) Keller 46 yd field goal
ASU	(3rd) Grupe 22 yd field goal
TXST	(3rd) Hill 6 yd run (Keller kick)
ASU	(4th) Grupe 22 yd field goal
ASU	(4th) Rucker 26 yd pass from Hatcher (two-point attempt failed)

TEAM STATISTICS		
	TXST	ASU
FIRST DOWNS	14	25
YARDS RUSHING	203	194
YARDS PASSING	130	277
TOTAL YARDS	333	471
TOTAL OFFENSIVE PLAYS	55	76
PASSES (C-A-I)	12-26-0	25-37-0
PUNTS-YARDS	7-263	5-266
FUMBLES-LOST	1-0	1-0
NO. OF INTERCEPTIONS	0	0
PENALTIES-YARDS	6-64	8-60
3RD DOWN CONVERSIONS	5-14	4-16
4TH DOWN CONVERSIONS	1-1	2-2
SACKS-YARDS	5-29	1-3

INDIVIDUAL STATISTICS	
RUSHING:	ASU: Lamar 12-89-0 TXST: Hill 12-123-1
PASSING:	ASU: Hatcher 25-37-0, 277 yds 2 td TXST: Vitt 11-25-0, 121 yds 1 td
RECEIVING:	ASU: Rucker 8-85-1 TXST: Graham Jr. 4-67-1
INTERCEPTIONS:	ASU: None TXST: None



Date	Opponent		Score	Overall	Conf	Time	Attend
09/04/2021	Central Ark.	W	40-21	1-0	0-0	3:19	15662
09/11/2021	Memphis	L	50-55	1-1	0-0	3:47	19501
09/18/2021	at Washington	L	3-52	1-2	0-0	3:20	58772
09/25/2021	at Tulsa	L	34-41	1-3	0-0	3:42	14881
* 10/02/2021	at Ga. Southern	L	33-59	1-4	0-1	3:30	16377
* 10/07/2021	Coastal Carolina	L	20-52	1-5	0-2	3:32	12086
* 10/21/2021	Louisiana	L	27-28	1-6	0-3	3:31	7138
* 10/30/2021	at South Alabama	L	13-31	1-7	0-4	3:21	15043
* 11/06/2021	App State	L	14-48	1-8	0-5	3:04	9762
* 11/13/2021	at ULM	W	27-24	2-8	1-5	3:13	12010
* 11/20/2021	at Georgia St.	L	20-28	2-9	1-6	3:15	14273
* 11/27/2021	Texas St.	L	22-24	2-10	1-7	3:15	3116

Attendance	67265	131356
Games / Avg per game	6/11211	6/21893
Neutral site games	-	0/0

Score by Periods

Team	1st	2nd	3rd	4th	OT	TOT
Arkansas St.	47	79	85	92	0	303
Opponents	117	135	115	96	0	463

REVIEW



2021 TEAM STATISTICS

REVIEW

	ASU	OPP
Scoring	303	463
Points per game	25.3	38.6
Points Off Turnovers	46	52
First Downs	259	269
Rushing	61	139
Passing	163	114
Penalty	35	16
Rushing Yardage	989	3133
Yards gained rushing	1438	3411
Yards lost rushing	449	278
Rushing attempts	349	488
Average per rush	2.8	6.4
Average per game	82.4	261.1
TDs Rushing	4	32
Passing Yardage	3767	2938
Comp-Att-Int	310-525-17	206-352-11
Average per pass	7.2	8.3
Average per catch	12.2	14.3
Average per game	313.9	244.8
TDs Passing	27	26
Total offense	4756	6071
Total plays	874	840
Average per play	5.4	7.2
Average per game	396.3	505.9
Kick returns: #-Yards	61-1400	28-517
Punt returns: #-Yards	16-129	20-70
Int returns: #-Yards	11-109	17-204
Kick return average	23.0	18.5
Punt return average	8.1	3.5
Int return average	9.9	12.0
Fumbles-Lost	14-5	16-6
Penalties-Yards	67-552	82-825
Average per game	46.0	68.8
Punts-Yards	69-2995	64-2623
Average per punt	43.4	41.0
Net punt average	42.2	39.2
Kickoffs-Yards	64-3776	86-5147
Average per kick	59.0	59.8
Net kick average	37.3	37.3
Time of possession / game	28:50	30:47
3rd-down conversion	58/177	67/162
3rd-down pct	33%	41%
4rd-down conversion	5/17	11/13
4rd-down pct	29%	85%
Sacks by-Yards	24-121	48-316
Misc Yards	0	0
Touchdowns scored	35	62
Field goals - attempts	20-25	10-12
On-Side kicks	0-0	0-0
Red-zone scores	(33-38) 87%	(34-41) 83%
Red-zone touchdowns	(19-38) 50%	(28-41) 68%
PAT-attempts	(31-32) 97%	(61-62) 98%
2-point conversion-attempts	(0-2) 0%	(0-0) 0%

2021 TEAM STATISTICS



Date	Opponent	Rushing			Receiving				Passing			Kick Returns			Punt Returns			tot	off					
		no.	yds	td	lg	no.	yds	td	lg	cmp	att	int	yds	td	lg	no.	yds			td	lg	no.	yds	td
09/04/2021	Central Ark.	39	194	1	40	28	319	4	49	28	38	0	319	4	49	1	16	0	16	3	44	0	29	513
09/11/2021	Memphis	32	98	1	18	42	582	5	89	42	66	0	582	5	89	6	113	0	26	0	0	0	0	680
09/18/2021	at Washington	23	55	0	12	22	220	0	29	22	49	1	220	0	29	3	45	0	18	2	13	0	8	275
09/25/2021	at Tulsa	26	45	0	21	23	321	2	39	23	37	1	321	2	39	8	193	1	93	1	63	1	63	366
10/02/2021	at Ga. Southern	25	81	0	40	36	453	4	42	36	60	4	453	4	42	5	109	0	38	1	0	0	0	534
10/07/2021	Coastal Carolina	17	18	1	18	20	255	2	63	20	41	1	255	2	63	9	200	0	37	0	0	0	0	273
10/21/2021	Louisiana	35	113	0	15	16	300	3	76	16	32	0	300	3	76	4	63	0	17	3	0	0	2	413
10/30/2021	at South Alabama	26	38	0	16	19	186	0	28	19	37	3	186	0	28	5	232	1	100	2	7	0	5	224
11/06/2021	App State	28	62	0	23	17	137	2	20	17	30	3	137	2	20	9	171	0	29	0	0	0	0	199
11/13/2021	at ULM	33	94	1	13	34	444	2	61	34	50	2	444	2	61	4	111	0	39	0	0	0	0	538
11/20/2021	at Georgia St.	26	-3	0	16	28	273	1	83	28	48	2	273	1	83	4	92	0	26	1	-6	0	0	270
11/27/2021	Texas St.	39	194	0	34	25	277	2	39	25	37	0	277	2	39	3	55	0	24	3	8	0	6	471
Arkansas St.		349	989	4	40	310	3767	27	89	310	525	17	3767	27	89	61	1400	2	100	16	129	1	63	4756
Opponents		488	3133	32	99	206	2938	26	99	206	352	11	2938	26	99	28	517	0	40	20	70	0	37	6071

Arkansas St. Averages

Games	Avg/ rush	Avg/ catch	Pass eff	KR avg	PR avg	All purpose avg/game	Total offense avg/game
12	2.8	12.2	129.8	23.0	8.1	532.8	396.3

Date	Opponent	ua	Tackles		tfl-yds	Sacks	Fumble	Pass Defense			blkd	PAT attempts			off	pts							
			a	total				no-yds	ff	fr-yds		int-yds	qbh	brup			kick	kick	rush	rcv	saf	ft	pts
09/04/2021	Central Ark.	37	10	47	6.0-21	1	1	0	0	2	39	0	4	0	4	5	0	0	0	7	40		
09/11/2021	Memphis	44	18	62	6.0-32	4	28	2	2	0	0	1	4	0	5	5	0	0	0	6	50		
09/18/2021	at Washington	43	20	63	2.0-8	1	5	1	1	1	0	2	16	0	4	0	0	0	0	3	3		
09/25/2021	at Tulsa	36	50	86	8.0-33	3	6	0	0	0	1	15	1	2	0	4	4	0	0	0	3	34	
10/02/2021	at Ga. Southern	29	36	65	2.0-12	0	0	0	0	0	0	0	0	3	1	4	4	0	0	1	0	33	
10/07/2021	Coastal Carolina	49	10	59	4.0-16	0	0	0	0	0	0	0	2	0	2	2	0	0	0	0	0	20	
10/21/2021	Louisiana	52	20	72	7.0-18	2	7	3	1	0	1	35	2	1	0	3	3	0	0	0	10	27	
10/30/2021	at South Alabama	38	46	84	8.0-31	3	16	0	0	0	1	6	2	4	0	1	1	0	0	0	0	13	
11/06/2021	App State	49	14	63	2.0-8	1	5	0	0	0	1	10	1	6	0	2	2	0	0	0	7	14	
11/13/2021	at ULM	28	40	68	14.0-45	6	30	0	0	0	2	0	5	2	0	3	3	0	0	0	0	27	
11/20/2021	at Georgia St.	40	30	70	5.0-16	2	10	2	2	8	0	1	0	4	0	2	2	0	0	0	10	20	
11/27/2021	Texas St.	32	20	52	6.0-13	1	3	0	0	0	0	0	0	4	5	0	1	1	0	0	0	0	22
Arkansas St.		477	314	791	70.0-253	24	121	8	6	80	11	109	16	41	1	31	32	0	0	1	46	303	
Opponents		554	229	783	104.0-457	48	316	9	5	3	17	204	30	65	1	61	62	0	0	0	52	463	

Date	Opponent	no.	Punting					Field Goals			Kicks								
			yds	avg	long	blkd	tb	fc	50+	i20	md-att	long	blkd	no.	yds	avg	tb	ob	
09/04/2021	Central Ark.	5	219	43.8	45	0	0	2	0	3	2	3	42	0	8	497	62.1	4	0
09/11/2021	Memphis	7	261	37.3	47	0	0	4	0	3	3	3	48	0	9	466	51.8	4	0
09/18/2021	at Washington	10	408	40.8	58	1	0	1	4	4	1	2	26	0	2	124	62.0	1	0
09/25/2021	at Tulsa	5	224	44.8	48	0	0	0	0	3	2	2	50	0	7	449	64.1	6	0
10/02/2021	at Ga. Southern	4	166	41.5	44	0	0	3	0	0	1	2	31	0	6	330	55.0	3	1
10/07/2021	Coastal Carolina	8	355	44.4	60	0	0	3	3	1	0	0	0	0	4	246	61.5	1	0
10/21/2021	Louisiana	4	184	46.0	57	0	0	1	2	2	2	2	35	0	6	376	62.7	1	0
10/30/2021	at South Alabama	4	182	45.5	52	0	1	1	1	0	0	2	43	0	4	184	46.0	0	1
11/06/2021	App State	5	199	39.8	55	0	0	1	1	1	0	0	0	0	3	195	65.0	2	0
11/13/2021	at ULM	5	205	41.0	53	0	0	3	1	0	2	2	42	0	6	376	62.7	3	0
11/20/2021	at Georgia St.	7	326	46.6	52	0	0	4	3	2	2	2	40	0	4	249	62.3	1	0
11/27/2021	Texas St.	5	266	53.2	73	0	0	1	2	2	3	5	23	0	5	284	56.8	1	0
Arkansas St.		69	2995	43.4	73	1	1	24	17	21	20	25	50	0	64	3776	59.0	27	2
Opponents		64	2623	41.0	64	1	2	16	14	24	10	12	46	0	86	5147	59.8	16	2

REVIEW



2021 OPPONENT STATISTICS

REVIEW

Date	Opponent	Rushing			Receiving			Passing			Kick Returns			Punt Returns			tot off					
		no.	yds	td	lg	no.	yds	td	lg	cmp	att	int	yds	td	lg	no.		yds	td	lg		
09/04/2021	Central Ark.	20	42	0	16	23	296	3	66	23-42-2	296	3	66	4	100	0	32	2	8	0	9	338
09/11/2021	Memphis	37	263	3	75	22	417	5	75	22-33-0	417	5	75	3	69	0	26	1	-4	0	0	680
09/18/2021	at Washington	39	200	3	18	25	398	3	42	25-44-2	398	3	42	1	15	0	15	5	10	0	5	598
09/25/2021	at Tulsa	49	308	2	75	17	355	3	88	17-25-1	355	3	88	1	15	0	15	5	8	0	11	663
10/02/2021	at Ga. Southern	50	503	7	60	3	37	0	18	3-13-0	37	0	18	2	21	0	21	0	0	0	0	540
10/07/2021	Coastal Carolina	36	294	3	67	22	391	4	99	22-27-0	391	4	99	3	54	0	23	3	1	0	4	685
10/21/2021	Louisiana	53	424	4	99	11	122	0	39	11-20-1	122	0	39	5	77	0	28	1	6	0	6	546
10/30/2021	at South Alabama	35	173	0	47	29	248	4	30	29-39-1	248	4	30	3	46	0	20	0	0	0	0	421
11/06/2021	App State	48	264	2	27	16	197	2	34	16-27-1	197	2	34	1	40	0	40	1	1	0	1	461
11/13/2021	at ULM	40	177	2	75	16	195	1	36	16-35-2	195	1	36	0	0	0	0	0	0	0	0	372
11/20/2021	at Georgia St.	52	282	4	37	10	152	0	38	10-21-1	152	0	38	0	0	0	0	0	0	0	0	434
11/27/2021	Texas St.	29	203	2	78	12	130	1	31	12-26-0	130	1	31	5	80	0	31	2	40	0	37	333
Opponents		488	3133	32	99	206	2938	26	99	206-352-11	2938	26	99	28	517	0	40	20	70	0	37	6071
Arkansas St.		349	989	4	40	310	3767	27	89	310-525-17	3767	27	89	61	1400	2	100	16	129	1	63	4756

Opponents Averages

Games	Avg/ rush	Avg/ catch	Pass effc	KR avg	PR avg	All purpose avg/game	Total offense avg/game
12	6.4	14.3	146.8	18.5	3.5	571.8	505.9

Date	Opponent	Tackles		Sacks	Fumble	Pass Defense			blkd	PAT attempts		off							
		ua	a total			no-yds	ff	fr-yds		int-yds	qbh		brup	kick	kick	rush	rcv	saf	t/o
09/04/2021	Central Ark.	58	16	74	7.0-20	3-9	2	1-0	0-0	1	2	0	3-3	0	0	0	7	21	
09/11/2021	Memphis	62	20	82	7.0-30	2-21	0	0-0	0-0	6	11	0	7-8	0	0	0	0	55	
09/18/2021	at Washington	43	16	59	6.0-41	3-32	2	2-3	1-34	0	7	1	7-7	0	0	0	7	52	
09/25/2021	at Tulsa	38	24	62	10.0-34	6-28	2	1-0	1-0	2	4	0	5-5	0	0	0	7	41	
10/02/2021	at Ga. Southern	52	14	66	12.0-47	6-35	0	0-0	4-54	5	8	0	8-8	0	0	0	14	59	
10/07/2021	Coastal Carolina	33	14	47	8.0-42	4-36	0	0-0	1-4	2	5	0	7-7	0	0	0	0	52	
10/21/2021	Louisiana	45	14	59	6.0-23	4-20	0	0-0	0-0	4	4	0	4-4	0	0	0	0	28	
10/30/2021	at South Alabama	35	22	57	8.0-49	4-42	1	1-0	3-10	4	4	0	4-4	0	0	0	0	31	
11/06/2021	App State	46	6	52	11.0-60	4-22	1	0-0	3-83	2	3	0	6-6	0	0	0	17	48	
11/13/2021	at ULM	45	40	85	6.0-10	1-2	0	0-0	2-1	1	5	0	3-3	0	0	0	0	24	
11/20/2021	at Georgia St.	46	20	66	15.0-67	6-40	1	0-0	2-18	1	9	0	4-4	0	0	0	0	28	
11/27/2021	Texas St.	51	23	74	8.0-34	5-29	0	0-0	0-0	2	3	0	3-3	0	0	0	0	24	
Opponents		554	229	783	104.0-457	48-316	9	5-3	17-204	30	65	1	61-62	0	0	0	52	463	
Arkansas St.		477	314	791	70.0-253	24-121	8	6-80	11-109	16	41	1	31-32	0	0	0	1	46	303

Date	Opponent	Punting					Field Goals			Kickoffs								
		no.	yds	avg	long	blkd	tb	fc	50+	i20	md-att	long	blkd	no.	yds	avg	tb	ob
09/04/2021	Central Ark.	9	362	40.2	64	0	0	1	2	3	0-0	0	0	4	259	64.8	3	0
09/11/2021	Memphis	5	224	44.8	56	0	0	2	2	4	0-1	0	0	9	544	60.4	2	1
09/18/2021	at Washington	3	137	45.7	57	0	0	0	1	1	1-1	38	0	9	554	61.6	3	0
09/25/2021	at Tulsa	5	272	54.4	58	0	2	1	5	0	2-2	45	0	8	443	55.4	0	0
10/02/2021	at Ga. Southern	6	214	35.7	60	1	0	2	1	3	1-1	25	0	11	652	59.3	5	1
10/07/2021	Coastal Carolina	4	144	36.0	40	0	0	1	0	3	1-1	19	0	9	536	59.6	0	0
10/21/2021	Louisiana	3	151	50.3	52	0	0	0	2	2	0-0	0	0	6	357	59.5	0	0
10/30/2021	at South Alabama	4	158	39.5	45	0	0	1	0	1	1-1	39	0	6	382	63.7	1	0
11/06/2021	App State	2	90	45.0	46	0	0	1	0	1	2-2	33	0	9	540	60.0	0	0
11/13/2021	at ULM	10	337	33.7	44	0	0	5	0	3	1-1	32	0	5	293	58.6	0	0
11/20/2021	at Georgia St.	6	271	45.2	56	0	0	0	1	1	0-1	0	0	5	321	64.2	1	0
11/27/2021	Texas St.	7	263	37.6	45	0	0	2	0	2	1-1	46	0	5	266	53.2	1	0
Opponents		64	2623	41.0	64	1	2	16	14	24	10-12	46	0	86	5147	59.8	16	2
Arkansas St.		69	2995	43.4	73	1	1	24	17	21	20-25	50	0	64	3776	59.0	27	2

2021 INDIVIDUAL STATISTICS



REVIEW

Rushing

Player	gp	att	gain	loss	net	avg	td	lg	avg/g
Lincoln Pare	12	107	478	23	455	4.3	1	18	37.9
Johnnie Lang	12	65	288	25	263	4.0	0	21	21.9
Alan Lamar	12	62	255	24	231	3.7	1	34	19.3
Layne Hatcher	11	50	149	203	-54	-1.1	1	40	-4.9
James Blackman	6	32	84	123	-39	-1.2	0	24	-6.5
Marcel Murray	4	14	105	0	105	7.5	0	40	26.3
Wyatt Begeal	3	8	50	8	42	5.3	0	23	14.0
Corey Rucker	12	2	20	0	20	10.0	1	11	1.7
Josh Edwards	2	2	1	0	1	0.5	0	1	0.5
Reed Tyler	10	1	8	0	8	8.0	0	8	0.8
Omari Walker	2	1	0	5	-5	-5.0	0	0	-2.5
Team	12	5	0	38	-38	-7.6	0	0	-3.2
Total	12	349	1438	449	989	2.8	4	40	82.4
Opponents	12	488	3411	278	3133	6.4	32	99	261.1

Passing

Player	gp	effic	comp-att-int	pct	yds	td	lg	avg/g
Layne Hatcher	11	129.0	201-342-13	58.8	2423	19	83	220.3
James Blackman	6	131.3	109-183-4	59.6	1344	8	89	224.0
Total	12	129.8	310-525-17	59.0	3767	27	89	313.9
Opponents	12	146.8	206-352-11	58.5	2938	26	99	244.8

Receiving

Player	gp	no.	yds	avg	td	lg	avg/g
Corey Rucker	12	59	826	14.0	9	37	68.8
Te'Vaillance Hunt	11	51	740	14.5	6	76	67.3
Jeff Foreman	12	31	556	17.9	2	89	46.3
Lincoln Pare	12	27	283	10.5	2	83	23.6
Alan Lamar	12	22	119	5.4	0	21	9.9
Emmanuel Stevenson	10	22	193	8.8	2	25	19.3
Dahu Green	10	19	296	15.6	3	39	29.6
Johnnie Lang	12	17	93	5.5	0	26	7.8
Adam Jones	10	14	194	13.9	1	32	19.4
Seydou Traore	11	12	97	8.1	0	20	8.8
Reagan Ealy	11	11	136	12.4	0	42	12.4
Jack Combs	8	9	104	11.6	0	36	13.0
Akeem Hayes	3	5	56	11.2	1	29	18.7
Reed Tyler	10	4	19	4.8	0	8	1.9
Marcel Murray	4	3	-1	-0.3	0	2	-0.3
David Clayton	7	1	12	12.0	0	12	1.7
Khyheem Waleed	5	1	7	7.0	0	7	1.4
Ross Painter	8	1	20	20.0	1	20	2.5
Omari Walker	2	1	17	17.0	0	17	8.5
Total	12	310	3767	12.2	27	89	313.9
Opponents	12	206	2938	14.3	26	99	244.8

Punt Returns

Player	no.	yds	avg	td	lg
Johnnie Lang	16	129	8.1	1	63
Total	16	129	8.1	1	63
Opponents	20	70	3.5	0	37

Interceptions

Player	no.	yds	avg	td	lg
Samy Johnson	3	23	7.7	0	23
Jarius Reimonenq	2	25	12.5	0	15
Kenneth Harris	2	29	14.5	0	35
Etery Alexander	1	16	16.0	0	16
Jeffmario Brown	1	4	4.0	0	4
Denzel Blackwell	1	0	0.0	0	0
Leon Jones	1	12	12.0	0	12
Total	11	109	9.9	0	35
Opponents	17	204	12.0	3	47

Kick Returns

Player	no.	yds	avg	td	lg
Alan Lamar	55	1333	24.2	2	100
Lincoln Pare	4	67	16.8	0	19
Reed Tyler	1	0	0.0	0	0
Ethan Hassler	1	0	0.0	0	0
Total	61	1400	23.0	2	100
Opponents	28	517	18.5	0	40

Fumble Returns

Player	no.	yds	avg	td	lg
Etery Alexander	2	0	0.0	0	0
Anthony Switzer	1	0	0.0	0	0
Jaden Harris	1	0	0.0	0	0
Kivon Bennett	1	80	80.0	1	80
Justin Parks	1	0	0.0	0	0
Total	6	80	13.3	1	80
Opponents	5	3	0.6	1	3



2021 INDIVIDUAL STATISTICS

Scoring

Player	td	fg	PAT					dpx	saf	pts
			kick	rush	rcv	pass				
Blake Grupe	-	20-25	31-32	-	-	-	-	-	91	
Corey Rucker	10	-	-	-	-	-	-	-	60	
Te'Vaillance Hunt	6	-	-	-	-	-	-	-	36	
Dahu Green	3	-	-	-	-	-	-	-	18	
Lincoln Pare	3	-	-	-	-	-	-	-	18	
Alan Lamar	3	-	-	-	-	-	-	-	18	
Jeff Foreman	2	-	-	-	-	-	-	-	12	
Emmanuel Stevenson	2	-	-	-	-	-	-	-	12	
Ross Painter	1	-	-	-	-	-	-	-	6	
Layne Hatcher	1	-	-	-	-	-	-	-	6	
Kivon Bennett	1	-	-	-	-	-	-	-	6	
Adam Jones	1	-	-	-	-	-	-	-	6	
Johnnie Lang	1	-	-	-	-	-	-	-	6	
Akeem Hayes	1	-	-	-	-	-	-	-	6	
Total	35	20-25	31-32	0	0	0	0	0	1 303	
Opponents	62	10-12	61-62	0	0	0	0	0	463	

Field Goals

Player	fg	pct.	01-19	20-29	30-39	40-49	50-59	lg	blk
Blake Grupe	20-25	80.0	0-0	4-4	10-12	5-8	1-1	50	0
Opponents	10-12	83.3	1-1	2-2	4-5	3-4	0-0	46	0

FG Sequence

Team Name	Arkansas St.	Opponents
Central Ark.	47,(38),(42)	
Memphis	(48),(37),(34)	32
Washington	34	
Tulsa	(50),(38)	(41),(45)
Ga. Southern	37,(31)	(25)
Texas St.	42,(23),(22),(22),48	(46)
South Alabama	(32),(43)	(39)
Georgia St.	(40),(36)	48
Coastal Carolina		(19)

Numbers in parentheses indicate field goal was made

Total Offense

Player	g	plays	rush	pass	total	avg/g
Layne Hatcher	11	392	-54	2423	2369	215.4
James Blackman	6	215	-39	1344	1305	217.5
Lincoln Pare	12	107	455	0	455	37.9
Johnnie Lang	12	65	263	0	263	21.9
Alan Lamar	12	62	231	0	231	19.3
Marcel Murray	4	14	105	0	105	26.3
Wyatt Begeal	3	8	42	0	42	14.0
Corey Rucker	12	2	20	0	20	1.7
Reed Tyler	10	1	8	0	8	0.8
Josh Edwards	2	2	1	0	1	0.5
Omari Walkler	2	1	-5	0	-5	-2.5
Team	12	0	-38	0	-38	-3.2
Total	12	874	989	3767	4756	396.3
Opponents	12	840	3133	2938	6071	505.9

Punting

Player	no.	yds	avg	lg	tb	fc	20	50+	blk
Ryan Hanson	68	2995	44.0	73	1	24	21	17	0
Team	1	0	0.0	0	0	0	0	0	1
Total	69	2995	43.4	73	1	24	21	17	1
Opponents	64	2623	41.0	64	2	16	24	14	1

Kickoffs

Player	no.	yds	avg	tb	ob	ret	net	ydln
Tristan Mattson	60	3671	61.2	26	1			
Blake Grupe	4	105	26.3	1	1			
Total	64	3776	59.0	27	2	16	37.3	27
Opponents	86	5147	59.8	16	2	53	37.3	27

All Purpose

Player	g	rush	rcv	pr	kr	ir	total	avg/g
Alan Lamar	12	231	119	0	1333	0	1683	140.3
Corey Rucker	12	20	826	0	0	0	846	70.5
Lincoln Pare	12	455	283	0	67	0	805	67.1
Te'Vaillance Hunt	11	0	740	0	0	0	740	67.3
Jeff Foreman	12	0	556	0	0	0	556	46.3
Johnnie Lang	12	263	93	129	0	0	485	40.4
Dahu Green	10	0	296	0	0	0	296	29.6
Adam Jones	10	0	194	0	0	0	194	19.4
Emmanuel Stevenson	10	0	193	0	0	0	193	19.3
Reagan Ealy	11	0	136	0	0	0	136	12.4
Marcel Murray	4	105	-1	0	0	0	104	26.0
Jack Combs	8	0	104	0	0	0	104	13.0
Seydou Traore	11	0	97	0	0	0	97	8.8
Akeem Hayes	3	0	56	0	0	0	56	18.7
Wyatt Begeal	3	42	0	0	0	0	42	14.0
Kenneth Harris	9	0	0	0	0	29	29	3.2
Reed Tyler	10	8	19	0	0	0	27	2.7
Jarius Reimonenq	12	0	0	0	0	25	25	2.1
Samy Johnson	10	0	0	0	0	23	23	2.3
Ross Painter	8	0	20	0	0	0	20	2.5
Elery Alexander	12	0	0	0	0	16	16	1.3
David Clayton	7	0	12	0	0	0	12	1.7
Leon Jones	12	0	0	0	0	12	12	1.0
Omari Walkler	2	-5	17	0	0	0	12	6.0
Khyheem Waleed	5	0	7	0	0	0	7	1.4
Jeffmario Brown	6	0	0	0	0	4	4	0.7
Josh Edwards	2	1	0	0	0	0	1	0.5
James Blackman	6	-39	0	0	0	0	-39	-6.5
Layne Hatcher	11	-54	0	0	0	0	-54	-4.9
Team	12	-38	0	0	0	0	-38	-3.2
Total	12	989	3767	129	1400	109	6394	532.8
Opponents	12	3133	2938	70	517	204	6862	571.8

2021 INDIVIDUAL STATISTICS



Passing Game-by-Game

#1 James Blackman	Comp	Att	Int	Pct	Yards	TD	Long	Sacked	Effic.
Central Ark.	16	26	0	61.5	169	0	49	3-9	116.1
Memphis	19	28	0	67.9	306	4	89	0-0	206.8
Washington	16	38	0	42.1	176	0	29	1-12	81.0
Tulsa	23	37	1	62.2	321	2	39	6-28	147.5
Ga. Southern	28	42	3	66.7	302	2	34	6-35	128.5
Coastal Carolina	7	12	0	58.3	70	0	25	3-35	107.3
Totals	109	183	4	59.6	1344	8	89	19-119	131.3

#3 Layne Hatcher	Comp	Att	Int	Pct	Yards	TD	Long	Sacked	Effic.
Central Ark.	12	12	0	100.0	150	4	34	0-0	315.0
Memphis	23	38	0	60.5	276	1	53	2-21	130.2
Washington	6	11	1	54.5	44	0	17	2-20	70.0
Ga. Southern	8	18	1	44.4	151	2	42	0-0	140.5
Coastal Carolina	13	29	1	44.8	185	2	63	1-1	114.3
Louisiana	16	32	0	50.0	300	3	76	4-20	159.7
South Alabama	19	37	3	51.4	186	0	28	4-42	77.4
App State	17	30	3	56.7	137	2	20	4-28	97.0
ULM	34	50	2	68.0	444	2	61	1-2	147.8
Georgia St.	28	48	2	58.3	273	1	83	6-40	104.7
Texas St.	25	37	0	67.6	277	2	39	5-29	148.3
Totals	201	342	13	58.8	2423	19	83	29-203	129.0

Rushing/Receiving Game-by-Game

Rushing

Player	No-Yds/TD	UCA	Mem	UW	Tulsa	GS	CCU	LA	USA	APP	ULM	GSU	TXST
Lincoln Pare	107-455/1	-	6-36/0	3-7/0	8-27/0	7-54/0	6-29/1	11-52/0	8-32/0	9-37/0	22-73/0	13-33/0	14-75/0
Johnnie Lang	65-263/0	5-36/0	12-18/0	6-18/0	4-27/0	5-16/0	2-2/0	10-45/0	7-20/0	6-43/0	3-7/0	2-4/0	3-35/0
Alan Lamar	62-231/1	18-67/1	6-23/0	4-8/0	5-9/0	3-1/0	-	4-12/0	3-6/0	1-2/0	3-2/0	3-13/0	12-88/0
Layne Hatcher	50-54/1	1-8/0	5-0/1	4-3/0	DNP	1-40/0	2-2/0	10-4/0	7-28/0	4-28/0	1-2/0	7-40/0	8-7/0
James Blackman	32-39/0	7-22/0	2-10/0	5-17/0	9-18/0	6-35/0	3-35/0	DNP	DNP	DNP	DNP	DNP	DNP
Marcel Murray	14-105/0	7-63/0	DNP	DNP	DNP	3-5/0	3-29/0	DNP	1-8/0	DNP	DNP	DNP	DNP
Wyatt Begeal	8-42/0	DNP	DNP	DNP	DNP	DNP	DNP	DNP	DNP	5-29/0	2-6/0	DNP	1-7/0
Corey Rucker	2-20/1	-	1-11/0	-	-	-	-	-	-	-	1-9/1	-	-
Josh Edwards	2-1/0	DNP	DNP	DNP	DNP	DNP	-	DNP	DNP	2-1/0	DNP	DNP	DNP
Reed Tyler	1-8/0	-	-	1-8/0	-	-	-	DNP	-	DNP	-	-	-
Omari Walker	1-5/0	DNP	DNP	DNP	DNP	DNP	DNP	-	DNP	DNP	DNP	1-5/0	DNP

Receiving

Player	No-Yds/TD	UCA	Mem	UW	Tulsa	GS	CCU	LA	USA	APP	ULM	GSU	TXST
Corey Rucker	59-826/9	9-138/3	5-76/1	3-43/0	4-115/0	7-81/2	4-39/1	3-53/1	4-67/0	2-8/0	7-103/0	3-18/0	8-85/1
Te'Vailance Hunt	51-740/6	6-96/1	9-123/1	2-23/0	3-25/0	3-33/0	6-138/1	3-83/1	4-46/0	3-35/0	8-96/2	4-42/0	DNP
Jeff Foreman	31-556/2	5-55/0	8-198/1	2-17/0	1-7/1	6-83/0	-	2-64/0	1-12/0	1-9/0	3-81/0	1-6/0	1-24/0
Lincoln Pare	27-283/2	-	4-40/0	7-69/0	-	3-25/1	1-1/0	3-11/0	-	-	2-18/0	6-118/1	1-3/0
Emmanuel Stevenson	22-193/2	3-18/0	3-39/0	-	4-30/0	1-1/0	1-25/0	2-24/1	3-23/0	4-23/1	1-12/0	DNP	DNP
Alan Lamar	22-119/0	2-3/0	5-44/0	2-13/0	1-15/0	2-15/0	-	-	1-2/0	-	2-11/0	5-13/0	2-7/0
Dahu Green	19-296/3	DNP	-	1-16/0	4-82/1	3-41/1	1-12/0	1-19/0	-	DNP	4-45/0	-	5-81/1
Johnnie Lang	17-93/0	1-8/0	3-10/0	2--1/0	-	2-20/0	1-4/0	1-26/0	2-10/0	1-2/0	1-12/0	1-3/0	2--1/0
Adam Jones	14-194/1	DNP	3-27/1	-	1-8/0	4-47/0	1-21/0	DNP	-	1-17/0	1-32/0	2-24/0	1-18/0
Seydou Traore	12-97/0	DNP	-	-	1-18/0	-	1-2/0	-	-	-	3-12/0	5-32/0	2-33/0
Reagan Ealy	11-136/0	1-1/0	-	-	DNP	2-60/0	2-16/0	1-20/0	2-5/0	1-0/0	1-17/0	-	1-17/0
Jack Combs	9-104/0	DNP	-	-	2-14/0	2-42/0	-	-	2-25/0	3-23/0	DNP	DNP	DNP
Akeem Hayes	5-56/1	DNP	2-25/1	2-28/0	1-3/0	DNP	DNP	DNP	DNP	DNP	DNP	DNP	DNP
Reed Tyler	4-19/0	-	-	-	1-4/0	-	-	-	DNP	-	1-5/0	-	2-10/0
Marcel Murray	3--1/0	1-0/0	DNP	DNP	DNP	-	2-1/0	DNP	-	DNP	DNP	DNP	DNP
Ross Painter	1-20/1	DNP	DNP	DNP	-	-	-	-	-	1-20/1	-	-	DNP
Omari Walker	1-17/0	DNP	DNP	DNP	DNP	DNP	DNP	-	DNP	DNP	DNP	1-17/0	DNP
David Clayton	1-12/0	DNP	-	1-12/0	-	-	-	-	DNP	DNP	DNP	-	DNP
Khyheem Waleed	1-7/0	DNP	-	-	-	1-7/0	-	DNP	DNP	DNP	DNP	DNP	DNP

REVIEW



2021 INDIVIDUAL STATISTICS

REVIEW

Returns Game-by-Game

Punt Returns

Player	No-Yds	UCA	Mem	UW	Tulsa	GS	CCU	LA	USA	APP	ULM	GSU	TXST
Johnnie Lang	16-129	3-44	-	2-13	1-63	1-0	-	3-0	2-7	-	-	1-6	3-8

Kick Returns

Player	No-Yds	UCA	Mem	UW	Tulsa	GS	CCU	LA	USA	APP	ULM	GSU	TXST
Alan Lamar	55-1333	1-16	6-113	3-45	5-178	4-90	8-185	4-63	5-232	9-171	3-93	4-92	3-55
Lincoln Pare	4-67	-	-	-	1-15	1-19	1-15	-	-	-	1-18	-	-
Ethan Hassler	1-0	DNP	DNP	-	1-0	-	DNP	-	-	-	-	-	-
Reed Tyler	1-0	-	-	-	1-0	-	DNP	-	DNP	-	-	-	-

Interceptions Returns

Player	No-Yds	UCA	Mem	UW	Tulsa	GS	CCU	LA	USA	APP	ULM	GSU	TXST
Samy Johnson	3-23	1-23	-	-	-	-	-	DNP	DNP	-	1-0	1-0	-
Kenneth Harris	2-29	DNP	DNP	DNP	-	-	-	1-35	1-6	-	-	-	-
Jarius Reimonenq	2-25	-	-	-	1-15	-	-	-	-	1-10	-	-	-
Elery Alexander	1-16	1-16	-	-	-	-	-	-	-	-	-	-	-
Leon Jones	1-12	-	-	1-12	-	-	-	-	-	-	-	-	-
Jeffmario Brown	1-4	-	DNP	1-4	-	-	-	DNP	DNP	DNP	DNP	DNP	-
Denzel Blackwell	1-0	-	-	-	DNP	DNP	-	-	-	-	1-0	-	-

Fumble Returns

Player	No-Yds	UCA	Mem	UW	Tulsa	GS	CCU	LA	USA	APP	ULM	GSU	TXST
Elery Alexander	2-0	-	1-0	1-0	-	-	-	-	-	-	-	-	-
Kivon Bennett	1-80	-	-	-	-	-	-	-	-	-	-	1-80	-
Anthony Switzer	1-0	-	1-0	-	-	-	-	DNP	DNP	DNP	DNP	DNP	-
Jaden Harris	1-0	-	-	-	-	DNP	-	-	-	-	-	1-0	-
Justin Parks	1-0	-	-	-	-	-	-	1-0	-	-	-	DNP	DNP

Sacks Game-by-Game

Player	UA-A	Total	UCA	Mem	UW	Tulsa	GS	CCU	LA	USA	APP	ULM	GSU	TXST
Kivon Bennett	6-4	8	1-11	0.5-4	1-5	1-3	-	-	1-1	1.5-8	-	-	1.5-8	0.5-2
Joe Ozougwu	5-5	7.5	-	1.5-13	-	2-3	-	-	1-6	-	1-5	1-6	0.5-2	0.5-1
Vidal Scott	1-2	2	-	1-6	-	-	-	-	-	0.5-4	-	0.5-1	-	-
Jaden Harris	1-1	1.5	-	-	-	-	DNP	-	-	0.5-2	-	1-6	-	-
Caleb Bonner	1-1	1.5	-	-	-	-	-	-	-	-	-	1.5-8	-	-
Thurman Geathers	1-1	1.5	-	-	-	-	-	-	-	0.5-2	-	1-8	-	DNP
Elery Alexander	1-0	1	-	1-5	-	-	-	-	-	-	-	-	-	-
John Mincey	0-1	0.5	DNP	-	-	DNP	DNP	-	-	-	-	0.5-0	-	-
TW Ayers	0-1	0.5	-	-	-	-	-	-	-	-	-	0.5-1	-	-

Tackles For Loss Game-by-Game

Player	UA-A	Total	UCA	Mem	UW	Tulsa	GS	CCU	LA	USA	APP	ULM	GSU	TXST
Kivon Bennett	13-7	16.5	3.0-15	1.5-7	1.0-5	2.5-8	1.0-6	1.0-2	1.0-1	2.0-10	-	0.5-2	1.5-8	1.5-3
Joe Ozougwu	10-12	16.0	-	1.5-13	-	3.5-13	-	1.0-10	3.0-10	-	1.0-5	3.5-10	0.5-2	2.0-7
Vidal Scott	4-2	5.0	-	1.0-6	-	-	-	-	1.0-1	0.5-4	-	1.5-2	1.0-2	-
John Mincey	4-2	5.0	DNP	-	-	DNP	DNP	-	1.0-2	1.0-2	-	2.0-5	-	1.0-2
Caleb Bonner	2-4	4.0	-	-	-	1.0-2	-	-	-	1.0-7	-	2.0-8	-	-
Jaden Harris	2-4	4.0	-	-	-	-	DNP	-	-	1.5-4	1.0-3	1.5-8	-	-
Jarius Reimonenq	2-2	3.0	1.0-1	-	1.0-3	-	-	-	-	0.5-1	-	0.5-0	-	-
Melique Straker	2-1	2.5	DNP	-	-	DNP	-	-	-	-	-	-	2.0-4	0.5-0
Terry Hampton	2-1	2.5	1.0-2	-	-	0.5-2	-	1.0-1	DNP	DNP	DNP	DNP	DNP	DNP
Taylor Doss	2-0	2.0	1.0-3	-	-	-	-	1.0-3	-	-	-	-	-	DNP
Thurman Geathers	1-1	1.5	-	-	-	-	-	-	-	0.5-2	-	1.0-8	-	DNP
Detraivon Green	1-0	1.0	-	-	-	-	-	-	DNP	1.0-1	-	-	-	-
Sosaia Tuitavake	1-0	1.0	DNP	-	-	-	-	-	1.0-4	-	-	-	-	-
Anthony Switzer	1-0	1.0	-	-	-	-	1.0-6	-	DNP	-	DNP	DNP	DNP	-
Elery Alexander	1-0	1.0	-	1.0-5	-	-	-	-	-	-	-	-	-	-
Leon Jones	1-0	1.0	-	-	-	-	-	-	-	-	-	-	-	1.0-1
Hunter Moreton	1-0	1.0	DNP	1.0-1	-	DNP	DNP	DNP	DNP	DNP	DNP	DNP	DNP	DNP
Samy Johnson	0-1	0.5	-	-	-	-	-	-	DNP	DNP	-	0.5-1	-	-
Charles Willekes	0-1	0.5	-	-	-	-	-	-	-	-	-	0.5-0	-	DNP
TW Ayers	0-1	0.5	-	-	-	-	-	-	-	-	-	0.5-1	-	-
Dane Motley	0-1	0.5	-	-	-	0.5-8	-	DNP	-	DNP	DNP	-	-	-

2021 INDIVIDUAL STATISTICS



Team Defense

##	Player	gp	Tackles				Sacks		Pass defense			Fumbles		blkd	
			ua	a	tot	tf/yds	no-yds	int-yds	brup	qbh	fr-yds	ff	kick	saf	
10	Eley Alexander	12	54	30	84	1-5	1-5	1-16	3	.	2-0	1	.	.	
6	Jarius Reimonenq	12	44	23	67	3-5	.	2-25	7	
22	Caleb Bonner	12	25	39	64	4-17	1.5-8	.	.	3	
5	Kivon Bennett	12	28	30	58	16.5-67	8-42	.	2	5	1-80	2	1	.	
21	Joe Ozougwu	12	33	24	57	16-70	7.5-36	.	2	4	.	1	.	.	
38	Melique Straker	10	30	20	50	2.5-4	1	.	.	
37	Taylor Doss	11	35	9	44	2-6	.	.	4	.	.	2	.	.	
7	Anthony Switzer	8	23	15	38	1-6	.	.	2	1	1-0	1	.	.	
11	Jaden Harris	11	16	18	34	4-15	1.5-8	.	.	.	1-0	.	.	.	
1	Samy Johnson	10	22	6	28	0.5-1	.	3-23	3	
42	Vidal Scott	12	12	12	24	5-15	2-11	.	.	1	
2	Leon Jones	12	17	6	23	1-1	.	1-12	8	
0	John Mincey	9	14	7	21	5-11	0.5-0	.	.	1	
14	Antonio Fletcher	6	14	6	20	
36	Charles Willekes	11	10	8	18	0.5-0	
20	Detravion Green	11	12	5	17	1-1	.	.	2	
28	Jeffmario Brown	6	11	5	16	.	.	1-4	
19	Denzel Blackwell	10	13	3	16	.	.	1-0	1	
45	TW Ayers	12	5	8	13	0.5-1	0.5-1	.	.	1	
23	Dane Motley	9	3	10	13	0.5-8	
3	Kenneth Harris	9	9	2	11	.	.	2-29	6	
97	Terry Hampton	6	5	6	11	2.5-5	.	.	1	
17	Sosaia Tuitavake	11	5	4	9	1-4	
92	Thurman Geathers	11	4	4	8	1.5-10	1.5-10	
29	Justin Parks	10	6	1	7	1-0	.	.	.	
9	Trevian Thomas	12	6	1	7	
24	Fred Hervey	8	3	2	5	
30	Derrick Bean	6	2	2	4	
93	Quay Mays	3	2	2	4	
33	Cam Jeffery	12	1	2	3	
13	Jeff Foreman	12	3	.	3	
38	Jack Bullard	12	1	1	2	
16	Torren Coppage-El	3	1	1	2	
15	Booker Ficklin	4	1	.	1	
59	Tim Hardiman	2	1	.	1	
7	Corey Rucker	12	1	.	1	
11	Adam Jones	10	1	.	1	
46	Ethan Hassler	9	1	.	1	
70	Ivory Scott	12	1	.	1	
44	Israel Whitmore	2	.	1	1	
74	Andre Harris, Jr.	12	1	.	1	
94	Hunter Moreton	2	1	.	1	1-1	
32	Kam Turner	1	.	1	1	
Totals		12	477	314	791	70-253	24-121	11-109	41	16	6-80	8	1	1	
Opponents		12	554	229	783	104-457	48-316	17-204	65	30	5-3	9	1	0	

REVIEW



2021 INDIVIDUAL STATISTICS

REVIEW

Total Tackles

Player	S-A	Total	UCA	Mem	UW	Tulsa	GS	CCU	LA	USA	APP	ULM	GSU	TXST
Elery Alexander	54-30	84	2-2	3-2	7-3	7-7	2-2	1-0	9-3	3-1	8-2	3-4	5-2	4-2
Jarius Reimonenq	44-23	67	5-1	2-1	3-1	2-1	7-5	3-0	5-0	5-7	2-0	3-2	1-5	6-0
Caleb Bonner	25-39	64	1-1	4-2	2-2	1-8	4-6	1-0	3-4	2-5	3-2	1-4	1-4	2-1
Kivon Bennett	28-30	58	4-0	2-1	3-1	5-6	2-4	3-0	2-1	3-4	0-1	0-5	2-4	2-3
Joe Ozougwu	33-24	57	1-1	3-2	2-0	2-5	2-2	3-0	7-1	0-1	2-1	2-6	7-2	2-3
Melique Straker	30-20	50	DNP	-	5-1	DNP	0-1	3-1	3-2	0-2	6-2	1-2	8-6	4-3
Taylon Doss	35-9	44	4-1	6-1	6-2	2-0	-	5-0	8-3	1-1	-	1-0	2-1	DNP
Anthony Switzer	23-15	38	1-0	6-1	1-3	4-3	3-6	6-0	DNP	1-2	DNP	DNP	DNP	1-0
Jaden Harris	16-18	34	1-1	1-1	-	-	DNP	-	4-2	3-9	5-0	2-3	0-1	0-1
Samy Johnson	22-6	28	4-0	1-1	4-0	1-0	2-1	2-0	DNP	DNP	4-2	2-1	2-0	0-1
Vidal Scott	12-12	24	1-0	2-0	1-0	0-3	-	0-3	2-1	2-3	1-0	2-1	1-0	0-1
Leon Jones	17-6	23	-	1-0	2-1	3-0	-	2-1	-	5-1	1-1	0-1	-	3-1
John Mincey	14-7	21	DNP	1-1	-	DNP	DNP	1-0	1-1	3-0	5-1	2-3	-	1-1
Antonio Fletcher	14-6	20	1-0	7-1	-	DNP	2-2	4-1	DNP	0-2	DNP	DNP	DNP	DNP
Charles Willekes	10-8	18	-	-	-	-	-	-	1-0	-	2-0	2-3	5-5	DNP
Detravion Green	12-5	17	1-0	-	-	2-1	-	1-0	DNP	2-3	2-0	1-0	3-0	0-1
Denzel Blackwell	13-3	16	5-1	1-0	2-1	DNP	DNP	1-0	-	0-1	3-0	-	-	1-0
Jeffmario Brown	11-5	16	2-0	DNP	1-0	1-4	1-0	5-0	DNP	DNP	DNP	DNP	DNP	1-1
TW Ayers	5-8	13	-	-	-	0-3	0-2	1-0	-	-	-	1-3	1-0	2-0
Dane Motley	3-10	13	0-2	1-1	0-2	1-3	1-2	DNP	-	DNP	DNP	-	-	-
Kenneth Harris	9-2	11	DNP	DNP	DNP	1-1	-	-	4-0	0-1	2-0	1-0	1-0	1-0
Terry Hampton	5-6	11	2-0	0-1	0-1	1-3	0-1	2-0	DNP	DNP	DNP	DNP	DNP	DNP
Sosaia Tuitavake	5-4	9	DNP	-	-	0-1	1-1	-	2-1	1-0	1-1	-	-	-
Thurman Geathers	4-4	8	-	1-1	0-1	1-0	-	0-1	1-0	0-1	-	1-0	-	DNP
Trevian Thomas	6-1	7	-	-	-	1-0	-	2-1	1-0	1-0	-	-	-	1-0
Justin Parks	6-1	7	-	-	-	-	-	-	1-0	-	3-0	2-1	DNP	DNP
Fred Hervey	3-2	5	DNP	DNP	-	-	DNP	1-1	1-0	-	-	DNP	-	1-1
Derrick Bean	2-2	4	1-0	DNP	0-1	DNP	-	1-1	DNP	DNP	DNP	-	-	DNP
Quay Mays	2-2	4	DNP	1-0	DNP	DNP	DNP	DNP	0-1	1-1	DNP	DNP	DNP	DNP
Jeff Foreman	3-0	3	1-0	-	-	-	-	-	-	1-0	1-0	-	-	-
Cam Jeffery	1-2	3	-	-	1-0	-	-	-	-	0-2	-	-	-	-
Jack Bullard	1-1	2	-	-	1-0	0-1	-	-	-	-	-	-	-	-
Torren Coppage-El	1-1	2	DNP	DNP	DNP	DNP	1-1	-	DNP	DNP	-	DNP	DNP	DNP
Ivory Scott	1-0	1	-	-	1-0	-	-	-	-	-	-	-	-	-
Hunter Moreton	1-0	1	DNP	1-0	-	DNP	DNP	DNP	DNP	DNP	DNP	DNP	DNP	DNP
Andre Harris, Jr.	1-0	1	-	-	-	-	-	1-0	-	-	-	-	-	-
Booker Ficklin	1-0	1	-	-	-	1-0	DNP	DNP	DNP	DNP	DNP	DNP	DNP	DNP
Tim Hardiman	1-0	1	DNP	DNP	1-0	DNP	DNP	DNP	DNP	DNP	-	DNP	DNP	DNP
Ethan Hassler	1-0	1	DNP	DNP	-	-	-	DNP	1-0	-	-	-	-	-
Corey Rucker	1-0	1	-	-	-	-	1-0	-	-	-	-	-	-	-
Adam Jones	1-0	1	DNP	-	-	-	-	-	DNP	-	-	-	1-0	-
Kam Turner	0-1	1	DNP	0-1	DNP	DNP	DNP	DNP	DNP	DNP	DNP	DNP	DNP	DNP
Israel Whitmore	0-1	1	DNP	DNP	DNP	-	DNP	DNP	DNP	DNP	DNP	0-1	DNP	DNP

2021 INDIVIDUAL STATISTICS



Fumbles

Player	No-Lost	UCA	Mem	UW	Tulsa	GS	CCU	LA	USA	APP	ULM	GSU	TXST
James Blackman	5-2	1-0	-	1-1	3-1	-	-	DNP	DNP	DNP	DNP	DNP	DNP
Johnnie Lang	2-1	1-1	-	-	-	-	-	-	-	-	-	-	1-0
Layne Hatcher	2-0	-	-	1-0	DNP	-	-	-	-	1-0	-	-	-
Te'Vailance Hunt	1-1	-	-	-	-	-	-	-	1-1	-	-	-	DNP
Ryan Hanson	1-0	-	-	1-0	-	-	-	-	-	-	-	-	-
Omari Wailker	1-0	DNP	DNP	DNP	DNP	DNP	DNP	-	DNP	DNP	DNP	1-0	DNP

Fumbles Forced

Player	Number	UCA	Mem	UW	Tulsa	GS	CCU	LA	USA	APP	ULM	GSU	TXST
Kivon Bennett	2	-	-	-	-	-	-	1	-	-	-	1	-
Taylon Doss	2	-	-	-	-	-	-	2	-	-	-	-	DNP
Anthony Switzer	1	-	1	-	-	-	-	DNP	-	DNP	DNP	DNP	-
Elery Alexander	1	-	-	1	-	-	-	-	-	-	-	-	-
Joe Ozougwu	1	-	1	-	-	-	-	-	-	-	-	-	-
Melique Straker	1	DNP	-	-	DNP	-	-	-	-	-	-	1	-

Fumbles Recovered

Player	Number	UCA	Mem	UW	Tulsa	GS	CCU	LA	USA	APP	ULM	GSU	TXST
Elery Alexander	2	-	1	1	-	-	-	-	-	-	-	-	-
Kivon Bennett	1	-	-	-	-	-	-	-	-	-	-	1	-
Anthony Switzer	1	-	1	-	-	-	-	DNP	-	DNP	DNP	DNP	-
Jaden Harris	1	-	-	-	-	DNP	-	-	-	-	-	1	-
Justin Parks	1	-	-	-	-	-	-	1	-	-	-	DNP	DNP



TEAM GAME HIGHS

REVIEW

Arkansas St. - Game Highs

RUSHES	39	Texas St. (11/27/2021)
	39	Central Ark. (09/04/2021)
YARDS RUSHING	194	Texas St. (11/27/2021)
	194	Central Ark. (09/04/2021)
YARDS PER RUSH	5.0	Texas St. (11/27/2021)
	5.0	Central Ark. (09/04/2021)
TD RUSHES	1	Coastal Carolina (10/07/2021)
	1	at ULM (11/13/2021)
	1	Memphis (09/11/2021)
	1	Central Ark. (09/04/2021)
PASS ATTEMPTS	66	Memphis (09/11/2021)
PASS COMPLETIONS	42	Memphis (09/11/2021)
YARDS PASSING	582	Memphis (09/11/2021)
YARDS PER PASS	9.4	Louisiana (10/21/2021)
TD PASSES	5	Memphis (09/11/2021)
TOTAL PLAYS	98	Memphis (09/11/2021)
TOTAL OFFENSE	680	Memphis (09/11/2021)
YARDS PER PLAY	6.9	Memphis (09/11/2021)
POINTS	50	Memphis (09/11/2021)
SACKS BY	6	at ULM (11/13/2021)
FIRST DOWNS	36	at Ga. Southern (10/02/2021)
PENALTIES	8	Texas St. (11/27/2021)
	8	Louisiana (10/21/2021)
	8	Memphis (09/11/2021)
PENALTY YARDS	69	Memphis (09/11/2021)
TURNOVERS	4	at South Alabama (10/30/2021)
	4	at Ga. Southern (10/02/2021)
PUNTS	10	at Washington (09/18/2021)
PUNTING AVG	53.2	Texas St. (11/27/2021)
LONG PUNT	73	Texas St. (11/27/2021)
PUNTS INSIDE 20	4	at Washington (09/18/2021)
LONG PUNT RETURN	63	at Tulsa (09/25/2021)

Opponent - Game Highs

RUSHES	53	Louisiana (10/21/2021)
YARDS RUSHING	503	at Ga. Southern (10/02/2021)
YARDS PER RUSH	10.1	at Ga. Southern (10/02/2021)
TD RUSHES	7	at Ga. Southern (10/02/2021)
PASS ATTEMPTS	44	at Washington (09/18/2021)
PASS COMPLETIONS	29	at South Alabama (10/30/2021)
YARDS PASSING	417	Memphis (09/11/2021)
YARDS PER PASS	14.5	Coastal Carolina (10/07/2021)
TD PASSES	5	Memphis (09/11/2021)
TOTAL PLAYS	83	at Washington (09/18/2021)
TOTAL OFFENSE	685	Coastal Carolina (10/07/2021)
YARDS PER PLAY	10.9	Coastal Carolina (10/07/2021)
POINTS	59	at Ga. Southern (10/02/2021)
SACKS BY	6	at Georgia St. (11/20/2021)
	6	at Ga. Southern (10/02/2021)
	6	at Tulsa (09/25/2021)
FIRST DOWNS	30	at Washington (09/18/2021)
PENALTIES	10	Coastal Carolina (10/07/2021)
	10	at Ga. Southern (10/02/2021)
	10	at Tulsa (09/25/2021)
PENALTY YARDS	103	at Ga. Southern (10/02/2021)
TURNOVERS	3	at Georgia St. (11/20/2021)
	3	at Washington (09/18/2021)
PUNTS	10	at ULM (11/13/2021)
PUNTING AVG	54.4	at Tulsa (09/25/2021)
LONG PUNT	64	Central Ark. (09/04/2021)
PUNTS INSIDE 20	4	Memphis (09/11/2021)
LONG PUNT RETURN	37	Texas St. (11/27/2021)



Arkansas St. - Game Lows

RUSHES	17	Coastal Carolina (10/07/2021)
YARDS RUSHING	-3	at Georgia St. (11/20/2021)
YARDS PER RUSH	-0.1	at Georgia St. (11/20/2021)
TD RUSHES	0	Texas St. (11/27/2021)
	0	at Georgia St. (11/20/2021)
	0	App State (11/06/2021)
	0	at South Alabama (10/30/2021)
	0	Louisiana (10/21/2021)
	0	at Ga. Southern (10/02/2021)
	0	at Tulsa (09/25/2021)
	0	at Washington (09/18/2021)
PASS ATTEMPTS	30	App State (11/06/2021)
PASS COMPLETIONS	16	Louisiana (10/21/2021)
YARDS PASSING	137	App State (11/06/2021)
YARDS PER PASS	4.5	at Washington (09/18/2021)
TD PASSES	0	at South Alabama (10/30/2021)
	0	at Washington (09/18/2021)
TOTAL PLAYS	58	Coastal Carolina (10/07/2021)
	58	App State (11/06/2021)
TOTAL OFFENSE	199	App State (11/06/2021)
YARDS PER PLAY	3.4	App State (11/06/2021)
POINTS	3	at Washington (09/18/2021)
SACKS BY	0	Coastal Carolina (10/07/2021)
	0	at Ga. Southern (10/02/2021)
FIRST DOWNS	13	App State (11/06/2021)
PENALTIES	3	Coastal Carolina (10/07/2021)
	3	App State (11/06/2021)
PENALTY YARDS	25	Coastal Carolina (10/07/2021)
INTERCEPTIONS BY	0	Coastal Carolina (10/07/2021)
	0	Texas St. (11/27/2021)
	0	at Ga. Southern (10/02/2021)
	0	Memphis (09/11/2021)
PUNTS	4	at South Alabama (10/30/2021)
	4	Louisiana (10/21/2021)
	4	at Ga. Southern (10/02/2021)
PUNTING AVG	37.3	Memphis (09/11/2021)
LONG PUNT	44	at Ga. Southern (10/02/2021)
PUNTS INSIDE 20	0	at ULM (11/13/2021)
	0	at South Alabama (10/30/2021)
	0	at Ga. Southern (10/02/2021)
LONG PUNT RETURN	0	at Georgia St. (11/20/2021)
	0	at ULM (11/13/2021)
	0	App State (11/06/2021)
	0	Coastal Carolina (10/07/2021)
	0	at Ga. Southern (10/02/2021)
	0	Memphis (09/11/2021)

REVIEW



OPPONENT TEAM GAME HIGHS

REVIEW

Opponent - Game Highs

RUSHES	53	Louisiana (10/21/2021)
YARDS RUSHING	503	at Ga. Southern (10/02/2021)
YARDS PER RUSH	10.1	at Ga. Southern (10/02/2021)
TD RUSHES	7	at Ga. Southern (10/02/2021)
PASS ATTEMPTS	44	at Washington (09/18/2021)
PASS COMPLETIONS	29	at South Alabama (10/30/2021)
YARDS PASSING	417	Memphis (09/11/2021)
YARDS PER PASS	14.5	Coastal Carolina (10/07/2021)
TD PASSES	5	Memphis (09/11/2021)
TOTAL PLAYS	83	at Washington (09/18/2021)
TOTAL OFFENSE	685	Coastal Carolina (10/07/2021)
YARDS PER PLAY	10.9	Coastal Carolina (10/07/2021)
POINTS	59	at Ga. Southern (10/02/2021)
SACKS BY	6	at Georgia St. (11/20/2021)
	6	at Ga. Southern (10/02/2021)
	6	at Tulsa (09/25/2021)
FIRST DOWNS	30	at Washington (09/18/2021)
PENALTIES	10	Coastal Carolina (10/07/2021)
	10	at Ga. Southern (10/02/2021)
	10	at Tulsa (09/25/2021)
PENALTY YARDS	103	at Ga. Southern (10/02/2021)
TURNOVERS	3	at Georgia St. (11/20/2021)
	3	at Washington (09/18/2021)
PUNTS	10	at ULM (11/13/2021)
PUNTING AVG	54.4	at Tulsa (09/25/2021)
LONG PUNT	64	Central Ark. (09/04/2021)
PUNTS INSIDE 20	4	Memphis (09/11/2021)
LONG PUNT RETURN	37	Texas St. (11/27/2021)

OPPONENT TEAM GAME LOWS



Opponent - Game Lows

RUSHES	20	Central Ark. (09/04/2021)
YARDS RUSHING	42	Central Ark. (09/04/2021)
YARDS PER RUSH	2.1	Central Ark. (09/04/2021)
TD RUSHES	0	at South Alabama (10/30/2021)
	0	Central Ark. (09/04/2021)
PASS ATTEMPTS	13	at Ga. Southern (10/02/2021)
PASS COMPLETIONS	3	at Ga. Southern (10/02/2021)
YARDS PASSING	37	at Ga. Southern (10/02/2021)
YARDS PER PASS	2.8	at Ga. Southern (10/02/2021)
TD PASSES	0	at Georgia St. (11/20/2021)
	0	Louisiana (10/21/2021)
	0	at Ga. Southern (10/02/2021)
TOTAL PLAYS	55	Texas St. (11/27/2021)
TOTAL OFFENSE	333	Texas St. (11/27/2021)
YARDS PER PLAY	5.0	at ULM (11/13/2021)
POINTS	21	Central Ark. (09/04/2021)
SACKS BY	1	at ULM (11/13/2021)
FIRST DOWNS	14	Texas St. (11/27/2021)
PENALTIES	2	at ULM (11/13/2021)
PENALTY YARDS	30	at ULM (11/13/2021)
INTERCEPTIONS BY	0	Texas St. (11/27/2021)
	0	Louisiana (10/21/2021)
	0	Memphis (09/11/2021)
	0	Central Ark. (09/04/2021)
PUNTS	2	App State (11/06/2021)
PUNTING AVG	33.7	at ULM (11/13/2021)
LONG PUNT	40	Coastal Carolina (10/07/2021)
PUNTS INSIDE 20	0	at Tulsa (09/25/2021)
LONG PUNT RETURN	0	at Georgia St. (11/20/2021)
	0	at ULM (11/13/2021)
	0	at South Alabama (10/30/2021)
	0	at Ga. Southern (10/02/2021)
	0	Memphis (09/11/2021)

REVIEW



INDIVIDUAL GAME HIGHS

Arkansas St. - Individual Game Highs

RUSHES	22	Lincoln Pare at ULM (11/13/2021)
YARDS RUSHING	88	Alan Lamar vs Texas St. (11/27/2021)
TD RUSHES	1	Corey Rucker at ULM (11/13/2021)
	1	Lincoln Pare vs Coastal Carolina (10/07/2021)
	1	Layne Hatcher vs Memphis (09/11/2021)
	1	Alan Lamar vs Central Ark. (09/04/2021)
LONG RUSH	40	Layne Hatcher at Ga. Southern (10/02/2021)
	40	Marcel Murray vs Central Ark. (09/04/2021)
PASS ATTEMPTS	50	Layne Hatcher at ULM (11/13/2021)
PASS COMPLETIONS	34	Layne Hatcher at ULM (11/13/2021)
YARDS PASSING	444	Layne Hatcher at ULM (11/13/2021)
TD PASSES	4	James Blackman vs Memphis (09/11/2021)
	4	Layne Hatcher vs Central Ark. (09/04/2021)
LONG PASS	89	James Blackman vs Memphis (09/11/2021)
RECEPTIONS	9	Te'Vailance Hunt vs Memphis (09/11/2021)
	9	Corey Rucker vs Central Ark. (09/04/2021)
YARDS RECEIVING	198	Jeff Foreman vs Memphis (09/11/2021)
TD RECEPTIONS	3	Corey Rucker vs Central Ark. (09/04/2021)
LONG RECEPTION	89	Jeff Foreman vs Memphis (09/11/2021)
PUNTS	9	Ryan Hanson at Washington (09/18/2021)
PUNTING AVG	53.2	Ryan Hanson vs Texas St. (11/27/2021)
LONG PUNT	73	Ryan Hanson vs Texas St. (11/27/2021)
PUNTS INSIDE 20	4	Ryan Hanson at Washington (09/18/2021)
LONG PUNT RETURN	63	Johnnie Lang at Tulsa (09/25/2021)
LONG KICKOFF RETURN	100	Alan Lamar at South Alabama (10/30/2021)
TACKLES	14	Melique Straker at Georgia St. (11/20/2021)
	14	Elery Alexander at Tulsa (09/25/2021)
SACKS	2	Joe Ozougwu at Tulsa (09/25/2021)
TACKLES FOR LOSS	3.5	Joe Ozougwu at ULM (11/13/2021)
	3.5	Joe Ozougwu at Tulsa (09/25/2021)

Opponent - Individual Game Highs

RUSHES	24	Chris Smith vs Louisiana (10/21/2021)
YARDS RUSHING	238	Chris Smith vs Louisiana (10/21/2021)
TD RUSHES	2	Jamyest Williams at Georgia St. (11/20/2021)
	2	Malik Jackson at ULM (11/13/2021)
	2	Montrell Johnson vs Louisiana (10/21/2021)
	2	Chris Smith vs Louisiana (10/21/2021)
	2	Logan Wright at Ga. Southern (10/02/2021)
	2	Jalen White at Ga. Southern (10/02/2021)
	2	Sean McGrew at Washington (09/18/2021)
	2	Brandon Thomas vs Memphis (09/11/2021)
LONG RUSH	99	Montrell Johnson vs Louisiana (10/21/2021)
PASS ATTEMPTS	42	Breylin Smith vs Central Ark. (09/04/2021)
PASS COMPLETIONS	29	Jake Bentley at South Alabama (10/30/2021)
YARDS PASSING	417	Seth Henigan vs Memphis (09/11/2021)
TD PASSES	5	Seth Henigan vs Memphis (09/11/2021)
LONG PASS	99	Grayson McCall vs Coastal Carolina (10/07/2021)
RECEPTIONS	10	Jalen McMillan at Washington (09/18/2021)
YARDS RECEIVING	239	Calvin Austin III vs Memphis (09/11/2021)
TD RECEPTIONS	4	Isaiah Likely vs Coastal Carolina (10/07/2021)
LONG RECEPTION	99	Isaiah Likely vs Coastal Carolina (10/07/2021)
FIELD GOALS	2	Chandler Staton vs App State (11/06/2021)
	2	Zack Long at Tulsa (09/25/2021)
LONG FIELD GOALS	46	Seth Keller vs Texas St. (11/27/2021)
PUNTS	10	Devin McCormick at ULM (11/13/2021)
PUNTING AVG	54.4	Lachlan Wilson at Tulsa (09/25/2021)
LONG PUNT	64	Seren Hughes-Ford vs Central Ark. (09/04/2021)
PUNTS INSIDE 20	4	Joe Doyle vs Memphis (09/11/2021)
LONG PUNT RETURN	37	Rontavius Groves vs Texas St. (11/27/2021)
LONG KICKOFF RETURN	40	Jalen Virgil vs App State (11/06/2021)
TACKLES	15	Zack Woodard at ULM (11/13/2021)
SACKS	2	Thomas Gore at Georgia St. (11/20/2021)
	2	Nick Hampton vs App State (11/06/2021)
	2	Justin Ellis at Ga. Southern (10/02/2021)
TACKLES FOR LOSS	4	Jontrey Hunter at Georgia St. (11/20/2021)
INTERCEPTIONS	3	Steven Jones vs App State (11/06/2021)



Arkansas St. Inside Opponent Red-Zone

Date	Opponent	Score	Times			Rush Pass			FGs	Failed to score inside RZ					
			In RZ	Scored	Total	TDs	TDs	TDs Made		FGA	Down	Int	Fumb	Half	Game
09/04/2021	Central Ark.	W 40-21	4	4	23	3	1	2	1	0	0	0	0	0	0
09/11/2021	Memphis	L 50-55	5	5	27	3	1	2	2	2	0	0	0	0	0
09/18/2021	at Washington	L 3-52	3	1	3	0	0	0	1	2	0	0	1	0	0
09/25/2021	at Tulsa	L 34-41	1	1	7	1	0	1	0	0	0	0	0	0	0
10/02/2021	at Ga. Southern	L 33-59	5	5	31	4	0	4	1	1	0	0	0	0	0
10/07/2021	Coastal Carolina	L 20-52	2	2	13	2	1	1	0	0	0	0	0	0	0
10/21/2021	Louisiana	L 27-28	4	4	20	2	0	2	2	2	0	0	0	0	0
10/30/2021	at South Alabama	L 13-31	3	2	6	0	0	0	2	0	1	0	0	0	0
11/06/2021	App State	L 14-48	3	2	14	2	0	2	0	0	0	1	0	0	0
11/13/2021	at ULM	W 27-24	3	3	17	2	1	1	1	1	0	0	0	0	0
11/20/2021	at Georgia St.	L 20-28	2	1	4	0	0	0	1	1	1	0	0	0	0
11/27/2021	Texas St.	L 22-24	3	3	9	0	0	0	3	0	0	0	0	0	0
Totals 33 of 38 (86.8%)			38	33	174	19	4	15	14	9	2	1	1	0	0

Opponents Inside Arkansas St. Red-Zone

Date	Opponent	Score	Times			Rush Pass			FGs	Failed to score inside RZ					
			In RZ	Scored	Total	TDs	TDs	TDs Made		FGA	Down	Int	Fumb	Half	Game
09/04/2021	Central Ark.	W 40-21	2	2	14	2	0	2	0	0	0	0	0	0	0
09/11/2021	Memphis	L 50-55	3	2	13	2	1	1	0	1	0	0	0	0	0
09/18/2021	Washington	L 3-52	5	5	32	4	3	1	1	1	0	0	0	0	0
09/25/2021	Tulsa	L 34-41	3	1	7	1	0	1	0	0	0	1	0	0	1
10/02/2021	Ga. Southern	L 33-59	3	3	17	2	2	0	1	1	0	0	0	0	0
10/07/2021	Coastal Carolina	L 20-52	4	4	24	3	1	2	1	1	0	0	0	0	0
10/21/2021	Louisiana	L 27-28	4	2	14	2	2	0	0	0	1	0	0	0	1
10/30/2021	South Alabama	L 13-31	4	3	21	3	0	3	0	0	0	0	0	1	0
11/06/2021	App State	L 14-48	4	4	20	2	1	1	2	2	0	0	0	0	0
11/13/2021	ULM	W 27-24	3	3	17	2	1	1	1	1	0	0	0	0	0
11/20/2021	Georgia St.	L 20-28	4	3	21	3	3	0	0	0	0	0	1	0	0
11/27/2021	Texas St.	L 22-24	2	2	14	2	2	0	0	0	0	0	0	0	0
Totals 34 of 41 (82.9%)			41	34	214	28	16	12	6	7	1	1	1	1	2

REVIEW



BY QUARTER STATISTICS

REVIEW

3rd-Down Conversions

Date	Opponent	Score	Overall	1st Qtr	2nd Qtr	3rd Qtr	4th Qtr	Overtime
09/04/2021	Central Ark.	W 40-21	7-15 46.7	1-4 25.0	1-5 20.0	3-3 100.0	2-3 66.7	0-0 0.0
09/11/2021	Memphis	L 50-55	8-19 42.1	2-5 40.0	3-6 50.0	0-3 0.0	3-5 60.0	0-0 0.0
09/18/2021	at Washington	L 3-52	5-18 27.8	0-3 0.0	1-5 20.0	1-4 25.0	3-6 50.0	0-0 0.0
09/25/2021	at Tulsa	L 34-41	6-13 46.2	1-3 33.3	3-5 60.0	2-3 66.7	0-2 0.0	0-0 0.0
10/02/2021	at Ga. Southern	L 33-59	3-10 30.0	0-1 0.0	1-2 50.0	0-3 0.0	2-4 50.0	0-0 0.0
10/07/2021	Coastal Carolina	L 20-52	3-12 25.0	1-4 25.0	0-2 0.0	2-4 50.0	0-2 0.0	0-0 0.0
10/21/2021	Louisiana	L 27-28	4-11 36.4	0-2 0.0	3-4 75.0	1-4 25.0	0-1 0.0	0-0 0.0
10/30/2021	at South Alabama	L 13-31	3-13 23.1	0-3 0.0	0-2 0.0	1-4 25.0	2-4 50.0	0-0 0.0
11/06/2021	App State	L 14-48	5-15 33.3	2-6 33.3	2-3 66.7	0-2 0.0	1-4 25.0	0-0 0.0
11/13/2021	at ULM	W 27-24	5-17 29.4	2-3 66.7	0-5 0.0	2-5 40.0	1-4 25.0	0-0 0.0
11/20/2021	at Georgia St.	L 20-28	5-18 27.8	0-4 0.0	4-6 66.7	1-4 25.0	0-4 0.0	0-0 0.0
11/27/2021	Texas St.	L 22-24	4-16 25.0	0-1 0.0	2-7 28.6	0-2 0.0	2-6 33.3	0-0 0.0
Arkansas St.			58-177 32.8	9-39 23.1	20-52 38.5	13-41 31.7	16-45 35.6	0-0 0.0
Opponents			67-162 41.4	17-39 43.6	21-45 46.7	15-35 42.9	14-43 32.6	0-0 0.0

4th-Down Conversions

Date	Opponent	Score	Overall	1st Qtr	2nd Qtr	3rd Qtr	4th Qtr	Overtime
09/04/2021	Central Ark.	W 40-21	0-0 0.0	0-0 0.0	0-0 0.0	0-0 0.0	0-0 0.0	0-0 0.0
09/11/2021	Memphis	L 50-55	1-1 100.0	0-0 0.0	0-0 0.0	0-0 0.0	1-1 100.0	0-0 0.0
09/18/2021	at Washington	L 3-52	0-2 0.0	0-0 0.0	0-1 0.0	0-0 0.0	0-1 0.0	0-0 0.0
09/25/2021	at Tulsa	L 34-41	0-0 0.0	0-0 0.0	0-0 0.0	0-0 0.0	0-0 0.0	0-0 0.0
10/02/2021	at Ga. Southern	L 33-59	0-2 0.0	0-0 0.0	0-1 0.0	0-0 0.0	0-1 0.0	0-0 0.0
10/07/2021	Coastal Carolina	L 20-52	0-0 0.0	0-0 0.0	0-0 0.0	0-0 0.0	0-0 0.0	0-0 0.0
10/21/2021	Louisiana	L 27-28	0-1 0.0	0-1 0.0	0-0 0.0	0-0 0.0	0-0 0.0	0-0 0.0
10/30/2021	at South Alabama	L 13-31	1-2 50.0	1-2 50.0	0-0 0.0	0-0 0.0	0-0 0.0	0-0 0.0
11/06/2021	App State	L 14-48	0-1 0.0	0-0 0.0	0-0 0.0	0-0 0.0	0-1 0.0	0-0 0.0
11/13/2021	at ULM	W 27-24	1-4 25.0	0-0 0.0	0-2 0.0	0-1 0.0	1-1 100.0	0-0 0.0
11/20/2021	at Georgia St.	L 20-28	0-2 0.0	0-0 0.0	0-0 0.0	0-0 0.0	0-2 0.0	0-0 0.0
11/27/2021	Texas St.	L 22-24	2-2 100.0	0-0 0.0	1-1 100.0	0-0 0.0	1-1 100.0	0-0 0.0
Arkansas St.			5-17 29.4	1-3 33.3	1-5 20.0	0-1 0.0	3-8 37.5	0-0 0.0
Opponents			11-13 84.6	4-5 80.0	3-4 75.0	1-1 100.0	3-3 100.0	0-0 0.0

Time of Possession

Date	Opponent	Score	Overall	1st Qtr	2nd Qtr	3rd Qtr	4th Qtr	Overtime
09/04/2021	Central Ark.	W 40-21	34:02	09:48	06:13	08:01	10:00	00:00
09/11/2021	Memphis	L 50-55	34:58	07:36	10:13	07:50	09:19	00:00
09/18/2021	at Washington	L 3-52	25:06	04:41	06:34	05:52	07:59	00:00
09/25/2021	at Tulsa	L 34-41	25:37	05:59	10:20	06:43	02:35	00:00
10/02/2021	at Ga. Southern	L 33-59	28:32	05:07	08:51	07:18	07:16	00:00
10/07/2021	Coastal Carolina	L 20-52	23:33	07:29	03:49	06:50	05:25	00:00
10/21/2021	Louisiana	L 27-28	27:13	05:56	09:10	08:11	03:56	00:00
10/30/2021	at South Alabama	L 13-31	24:19	05:43	02:15	09:42	06:39	00:00
11/06/2021	App State	L 14-48	24:17	06:07	06:19	03:29	08:22	00:00
11/13/2021	at ULM	W 27-24	32:23	05:06	11:26	05:55	09:56	00:00
11/20/2021	at Georgia St.	L 20-28	30:52	05:19	08:55	08:22	08:16	00:00
11/27/2021	Texas St.	L 22-24	35:09	06:39	10:12	09:03	09:15	00:00
Arkansas St.			Total 346:01	75:30	94:17	87:16	88:58	00:00
			Avg. 28:50	06:18	07:51	07:16	07:25	00:00
Opponents			Total 369:22	84:24	102:48	82:33	99:37	00:00
			Avg. 30:47	07:02	08:34	06:53	08:18	00:00

TEAM GAME-BY-GAME COMPARISON



Opponent	Score	First Downs				Rushing		Passing			Total Offense Plays-Yards	Return Yards	Turn-Overs
		Total	Rush	Pass	Pen	Number-Yards	Comp-Att-Int	Yards					
Central Ark.	40-21	25/15	9/3	12/10	4/2	39-194 / 20-42	28-38-0 / 23-42-3	319 / 296	77-513 / 62-338	99 / 108	1 / 2		
Memphis	50-55	35/24	7/10	25/12	3/2	32-98 / 37-263	42-66-0 / 22-33-0	582 / 417	98-680 / 70-680	113 / 65	0 / 2		
Washington	3-52	15/30	5/10	9/17	1/3	23-55 / 39-200	22-49-1 / 25-44-2	220 / 398	72-275 / 83-598	74 / 62	3 / 3		
Tulsa	34-41	20/26	2/13	15/12	3/1	26-45 / 49-308	23-37-1 / 17-25-1	321 / 355	63-366 / 74-663	271 / 23	2 / 1		
Ga. Southern	33-59	36/20	8/17	21/2	7/1	25-81 / 50-503	36-60-4 / 3-13-0	453 / 37	85-534 / 63-540	109 / 75	4 / 0		
Coastal Carolina	20-52	16/23	3/10	11/13	2/0	17-18 / 36-294	20-41-1 / 22-27-0	255 / 391	58-273 / 63-685	200 / 59	1 / 0		
Louisiana	27-28	22/26	7/20	9/6	6/0	35-113 / 53-424	16-32-0 / 11-20-1	300 / 122	67-413 / 73-546	98 / 83	0 / 2		
South Alabama	13-31	14/23	2/9	11/12	1/2	26-38 / 35-173	19-37-3 / 29-39-1	186 / 248	63-224 / 74-421	233 / 56	4 / 1		
App State	14-48	13/28	4/17	6/10	3/1	28-62 / 48-264	17-30-3 / 16-27-1	137 / 197	58-199 / 75-461	181 / 124	3 / 1		
ULM	27-24	22/18	4/9	18/8	0/1	33-94 / 40-177	34-50-2 / 16-35-2	444 / 195	83-538 / 75-372	111 / 1	2 / 2		
Georgia St.	20-28	16/22	2/15	10/5	4/2	26-3 / 52-282	28-48-2 / 10-21-1	273 / 152	74-270 / 73-434	166 / 18	2 / 3		
Texas St.	22-24	25/14	8/6	16/7	1/1	39-194 / 29-203	25-37-0 / 12-26-0	277 / 130	76-471 / 55-333	63 / 120	0 / 0		
Totals	303-463	259 / 269	61 / 139	163 / 114	35 / 16	349-989 / 488-3133	310-525-17 / 206-352-11	3767 / 2938	874-4756 / 840-6071	1718 / 794	22 / 17		

Opponents	3rd Down Conversion	4th Down Conversion	Time of Possession	TOP Margin	Avg Yds/Rush	Avg Yds/Pass	Avg Yds/Play	Punting Number-Avg	Penalties		Sacks
									Number-Yards	Number-Yards	
Central Ark.	7-15 / 1-12	0-0 / 0-0	34:02 / 25:58	08:04	5.0 / 2.1	8.4 / 7.0	6.7 / 5.5	5-43.8 / 9-40.2	6-50.0 / 7-77.0	1 / 3	
Memphis	8-19 / 7-13	1-1 / 0-0	34:58 / 23:32	11:26	3.1 / 7.1	8.8 / 12.6	6.9 / 9.7	7-37.3 / 5-44.8	8-69.0 / 7-51.0	4 / 2	
Washington	5-18 / 8-14	0-2 / 1-1	25:06 / 34:54	-09:48	2.4 / 5.1	4.5 / 9.0	3.8 / 7.2	10-40.8 / 3-45.7	6-49.0 / 6-57.0	1 / 3	
Tulsa	6-13 / 5-14	0-0 / 1-1	25:37 / 34:23	-08:46	1.7 / 6.3	8.7 / 14.2	5.8 / 9.0	5-44.8 / 5-54.4	5-35.0 / 10-84.0	3 / 6	
Ga. Southern	3-10 / 4-12	0-2 / 1-1	28:32 / 28:56	-00:24	3.2 / 10.1	7.6 / 2.8	6.3 / 8.6	4-41.5 / 6-35.7	6-48.0 / 10-103.0	0 / 6	
Coastal Carolina	3-12 / 5-11	0-0 / 1-1	23:33 / 36:27	-12:54	1.1 / 8.2	6.2 / 14.5	4.7 / 10.9	8-44.4 / 4-36.0	3-25.0 / 10-90.0	0 / 4	
Louisiana	4-11 / 6-11	0-1 / 1-2	27:13 / 32:47	-05:34	3.2 / 8.0	9.4 / 6.1	6.2 / 7.5	4-46.0 / 3-50.3	8-64.0 / 7-77.0	2 / 4	
South Alabama	3-13 / 5-14	1-2 / 2-3	24:19 / 35:41	-11:22	1.5 / 4.9	5.0 / 6.4	3.6 / 5.7	4-45.5 / 4-39.5	6-45.0 / 5-50.0	3 / 4	
App State	5-15 / 8-15	0-1 / 2-2	24:17 / 35:08	-10:51	2.2 / 5.5	4.6 / 7.3	3.4 / 6.1	5-39.8 / 12-45.0	3-40.0 / 6-85.0	1 / 4	
ULM	5-17 / 6-18	1-4 / 1-1	32:23 / 27:37	04:46	2.8 / 4.4	8.9 / 5.6	6.5 / 5.0	5-41.0 / 10-33.7	4-40.0 / 2-30.0	6 / 1	
Georgia St.	5-18 / 7-14	0-2 / 0-0	30:52 / 29:08	01:44	-0.1 / 5.4	5.7 / 7.2	3.6 / 5.9	7-46.6 / 6-45.2	4-27.0 / 6-57.0	2 / 6	
Texas St.	4-16 / 5-14	2-2 / 1-1	35:09 / 24:51	10:18	5.0 / 7.0	7.5 / 5.0	6.2 / 6.1	5-53.2 / 7-37.6	8-60.0 / 6-64.0	1 / 5	
Totals	58-177 / 67-162	5-17 / 11-13	346:01 / 369:22	-23:21	2.8 / 6.4	7.2 / 8.3	5.4 / 7.2	69-43.4 / 64-41.0	67-552.0 / 82-825.0	24 / 48	

Note: Game totals are displayed in the format TEAM/OPPONENT for each category

REVIEW



2021 SUN BELT REVIEW

REVIEW

FINAL STANDINGS

Team	Conference		Overall	
	W-L	PCT	W-L	PCT
East Division				
Appalachian State	7-1	.875	10-4	.714
Coastal Carolina	6-2	.750	11-2	.846
Georgia State	6-2	.750	8-6	.571
Troy	3-5	.375	5-7	.417
Georgia Southern	2-6	.250	3-8	.273
West Division				
Louisiana	8-0	1.000	13-1	.929
Texas State	3-5	.375	4-8	.333
South Alabama	2-6	.250	5-7	.417
ULM	2-6	.250	4-8	.333
Arkansas State	1-7	.125	2-10	.167

PRESEASON SBC POLL

Team (First Place Votes)	Points
East Division	
1. Coastal Carolina (6)	44
1. Appalachian State (4)	44
3. Georgia State	24
4. Georgia Southern	20
5. Troy	18
West Division	
1. Louisiana (9)	49
2. Arkansas State (1)	38
3. South Alabama	27
4. Texas State	25
5. ULM	11

2021 PRESEASON ALL-SUN BELT

First Team Offense

QB	Grayson McCall	Coastal Carolina
RB	Cameron Peoples	Appalachian State
RB	Destin Coates	Georgia State
OL	Baer Hunter	Appalachian State
OL	Shamarious Gilmore	Georgia State
OL	Cooper Hodges	Appalachian State
OL	Austin Stidham	Troy
OL	O'Cyrus Torrence	Louisiana
TE	Isaiah Likely	Coastal Carolina
WR	Jalen Tolbert	South Alabama
WR	Javion Heiligh	Coastal Carolina
WR	Sam Pinckney	Georgia State

First Team Defense

DL	Jeffery Gunter	Coastal Carolina
DL	CJ Brewer	Coastal Carolina

DL	Demetrius Taylor	Appalachian State
DL	Will Choloh	Troy
LB	Carlton Martial	Troy
LB	D'Marco Jackson	Appalachian State
LB	Silas Kelly	Coastal Carolina
DB	Derrick Canteen	Georgia Southern
DB	Shaun Jolly	Appalachian State
DB	D'Jordan Strong	Coastal Carolina
DB	Bralen Trahan	Louisiana

First Team Special Teams

K	Noel Ruiz	Georgia State
P	Rhys Byrns	Louisiana
RS	Chris Smith	Louisiana

Second Team Offense

QB	Levi Lewis	Louisiana
RB	JD King	Georgia Southern
RB	Daetrich Harrington	Appalachian State
OL	Trey Carter	Coastal Carolina
OL	Max Mitchell	Louisiana
OL	Dylan Bradshaw	Troy
OL	Willie Lampkin	Coastal Carolina
OL	Aaron Dodell	Georgia Southern
TE	Roger Carter	Georgia State
WR	Thomas Hennigan	Appalachian State
WR	Marcell Barbee	Texas State
WR	Cornelius McCoy	Georgia State

Second Team Defense

DL	Zi'Yon Hill	Louisiana
DL	Hardrick Willis	Georgia State
DL	Dontae Wilson	Georgia State
DL	Nico Ezidore	Texas State



2021 SUN BELT REVIEW

LB	Lorenzo McCaskill	Louisiana
LB	Teddy Gallagher	Coastal Carolina
LB	Brendan Harrington	Appalachian State
DB	Antavious Lane	Georgia State
DB	Quavian White	Georgia State
DB	Keith Gallmon	South Alabama
DB	Eric Garror	Louisiana

Second Team Special Teams

K	Massimo Biscardi	Coastal Carolina
P	Anthony Beck II	Georgia Southern
RS	Khaleb Hood	Georgia Southern

Preseason Offensive Player of the Year

QB	Grayson McCall	Coastal Carolina
----	----------------	------------------

Preseason Defensive Player of the Year

LB	Carlton Martial	Troy
----	-----------------	------

2021 ALL-SUN BELT CONFERENCE TEAM

First Team Offense

QB	Grayson McCall	Coastal Carolina
RB	Nate Noel	Appalachian State
RB	Shermari Jones	Coastal Carolina
OL	Max Mitchell	Louisiana
OL	Cooper Hodges	Appalachian State
OL	O'Cyrus Torrence	Louisiana
OL	Shamrious Gilmore	Georgia State
OL	Baer Hunter	Appalachian State
TE	Isaiah Likely	Coastal Carolina
WR	Jalen Tolbert	South Alabama
WR	Javion Heiligh	Coastal Carolina
WR	Corey Sutton	Appalachian State

First Team Defense

DL	Josaiah Stewart	Coastal Carolina
DL	Demetrius Taylor	Appalachian State
DL	Javon Solomon	Troy
DL	C.J. Brewer	Coastal Carolina
LB	D'Marco Jackson	Appalachian State
LB	Carlton Martial	Troy
LB	Silas Kelly	Coastal Carolina
DB	Steven Jones Jr.	Appalachian State
DB	Darrell Luter Jr.	South Alabama
DB	Shaun Jolly	Appalachian State
DB	Antavious Lane	Georgia State
DB	D'Jordan Strong	Coastal Carolina

First Team Special Teams

K	Chandler Staton	Appalachian State
P	Rhys Byrns	Louisiana

RS	Alan Lamar	Arkansas State
AP	Chris Smith	Louisiana

Second Team Offense

QB	Levi Lewis	Louisiana
RB	Cameron Peoples	Appalachian State
RB	Montrell Johnson	Louisiana
OL	Malik Sumter	Georgia State
OL	Shane Vallot	Louisiana
OL	Austin Stidham	Troy
OL	Willie Lampkin	Coastal Carolina
OL	Dylan Bradshaw	Troy
TE	Roger Carter	Georgia State
WR	Malik Williams	Appalachian State
WR	Thomas Hennigan	Appalachian State
WR	Corey Rucker	Arkansas State

Second Team Defense

DL	Jeffrey Gunter	Coastal Carolina
DL	Kivon Bennett	Arkansas State
DL	Zi'Yon Hill	Louisiana
DL	CJ Wright	Georgia Southern
DL	Will Choloh	Troy
LB	Chauncey Manac	Louisiana
LB	Trey Cobb	Appalachian State
LB	Lorenzo McCaskill	Louisiana
DB	Keith Gallmon Jr.	South Alabama
DB	Percy Butler	Louisiana
DB	Kaiden Smith	Appalachian State
DB	Eric Garror	Louisiana

Second Team Special Teams

K	Blake Grupe	Arkansas State
P	Anthony Beck II	Georgia Southern
RS	Jalen Virgil	Appalachian State
AP	Alan Lamar	Arkansas State

Third Team Offense

QB	Chase Brice	Appalachian State
RB	Chris Smith	Louisiana
RB	Tucker Gregg	Georgia State
OL	Anderson Hardy	Appalachian State
OL	Trey Carter	Coastal Carolina
OL	Dalton Cooper	Texas State
OL	Pat Bartlett	Georgia State
OL	Khalil Crowder	Georgia Southern
TE	Lincoln Sefcik	South Alabama
WR	Tez Johnson	Troy
WR	TeVailance Hunt	Arkansas State
WR	Boogie Knight	ULM



2021 SUN BELT REVIEW

Third Team Defense

DL	Richard Jibunor	Troy
DL	Tayland Humphrey	Louisiana
DL	Dontae Wilson	Georgia State
DL	Andre Jones	Louisiana
LB	Nick Hampton	Appalachian State
LB	Eldrick Robinson II	Georgia Southern
LB	Blake Carroll	Georgia State
DB	Quavian White	Georgia State
DB	Anthony Wilson	Georgia Southern
DB	Alex Spillum	Coastal Carolina
DB	Mekhi Garner	Louisiana
DB	TJ Harris	Troy

Third Team Special Teams

K	Calum Sutherland	ULM
P	Ryan Hanson	Arkansas State
RS	Javion Heiligh	Coastal Carolina
AP	Caleb Spurlin	Appalachian State

Honorable Mention

TE	Henry Pearson	Appalachian State
DL	Jordon Earle	Appalachian State
LB	T.D. Roof	Appalachian State
DB	Ryan Huff	Appalachian State
OL	Andre Harris Jr.	Arkansas State
TE	Emmanuel Stevenson	Arkansas State
DL	Joe Ozougwu	Arkansas State
DB	Elery Alexander	Arkansas State
RB	Brydon Bennett	Coastal Carolina
WR	Kameron Brown	Coastal Carolina
LB	Teddy Gallagher	Coastal Carolina
DB	Enock Makonzo	Coastal Carolina
RB	Logan Wright	Georgia Southern
OL	Aaron Dowdell	Georgia Southern
WR	Khaleb Hood	Georgia Southern
DL	Justin Ellis	Georgia Southern
RB	Jamyest Williams	Georgia State
TE	Aubry Payne	Georgia State
DL	Thomas Gore	Georgia State
LB	Jordan Veneziale	Georgia State
TE	Johnny Lumpkin	Louisiana
WR	Michael Jefferson	Louisiana
LB	Ferrod Gardner	Louisiana
DB	Bralen Trahan	Louisiana
DL	Ty Shelby	ULM
DL	Caleb Thomas	ULM
LB	Traveion Webster	ULM
LB	Zack Woodard	ULM
QB	Jake Bentley	South Alabama
WR	Jalen Wayne	South Alabama

DL	Wy'Kevious Thomas	South Alabama
P	Jack Brooks	South Alabama
OL	Kyle Hergel	Texas State
DL	Jordan Revels	Texas State
DL	Caeveon Patton	Texas State
K	Seth Keller	Texas State
RB	Kimani Vidal	Troy
LB	KJ Robertson	Troy
DB	Reddy Steward	Troy
LS	Cameron Kaye	Troy

Player of the Year

QB	Grayson McCall	Coastal Carolina
----	----------------	------------------

Offensive Player of the Year

WR	Jalen Tolbert	South Alabama
----	---------------	---------------

Defensive Player of the Year

LB	D'Marco Jackson	Appalachian State
----	-----------------	-------------------

Freshman of the Year

RB	Montrell Johnson	Louisiana
----	------------------	-----------

Newcomer of the Year

QB	Chase Brice	Appalachian State
----	-------------	-------------------

Coach of the Year

	Billy Napier	Louisiana
--	--------------	-----------



Offensive Player of the Week

Sept. 6	Corey Rucker	Arkansas State
Sept. 13	Reese White	Coastal Carolina
Sept. 20	Montrell Johnson	Louisiana
Sept. 27	Nate Noel	Appalachian State
Oct. 4	Logan Wright	Georgia Southern
Oct. 11	Isaiah Likely	Coastal Carolina
Oct. 18	Jake Bentley	South Alabama
Oct. 25	Chandler Rogers	ULM
Nov. 1	Grayson McCall	Coastal Carolina
Nov. 8	Tyler Vitt	Texas State
Nov. 15	Darren Grainger	Georgia State
Nov. 22	Grayson McCall	Coastal Carolina
Nov. 29	Shermari Jones	Coastal Carolina

Defensive Player of the Week

Sept. 6	Zion Williams	Troy
Sept. 13	Josaiah Stewart	Coastal Carolina
Sept. 20	Javion Solomon	Troy
Sept. 27	Ja'Cquez Williams	ULM
Oct. 4	D'Marco Jackson	Appalachian State
Oct. 11	Sione Tupou	Texas State
Oct. 18	Carlton Martial	Troy
Oct. 25	Demetrius Taylor	Appalachian State
Nov. 1	Trey Cobb	Appalachian State
Nov. 8	Steven Jones	Appalachian State
Nov. 15	Eldrick Robinson	Georgia Southern
Nov. 22	Chauncey Manac	Louisiana
Nov. 29	Silas Kelly	Coastal Carolina

Special Teams Player of the Week

Sept. 6	Britton Williams	Georgia Southern
Sept. 13	Diego Guajardo	South Alabama
Sept. 20	Calum Sutherland	Louisiana
Sept. 27	Alan Lamar	Arkansas State
Oct. 4	Chris Smith	Louisiana
Oct. 11	Brooks Buce	Troy
Oct. 18	Calum Sutherland	Louisiana
Oct. 25	Chandler Staton	Appalachian State
Nov. 1	Alan Lamar	Arkansas State
Nov. 8	Alex Spillum	Coastal Carolina
Nov. 15	Blake Grupe	Arkansas State
Nov. 22	Dalen Cambre	Louisiana
Nov. 29	Jalen Virgil	Appalachian State



REVIEW



2021 SUN BELT REVIEW

REVIEW

SCORING OFFENSE	G	TD	FG	XPT	2XP	DXP	SAF	PTS	AVG
1. Coastal Carolina	13	72	9	65	2	0	2	532	40.9
2. Appalachian State	14	61	20	57	0	0	0	483	34.5
3. Georgia State	13	47	13	45	0	0	0	366	28.2
4. Louisiana	14	53	7	52	1	0	0	393	28.1
5. Arkansas State	12	35	20	31	0	0	1	303	25.3
6. South Alabama	12	38	12	33	1	0	0	299	24.9
7. Texas State	12	33	15	32	1	0	0	277	23.1
8. Troy	12	36	8	32	1	0	0	274	22.8
9. ULM	12	29	16	27	0	0	1	251	20.9
10. Georgia Southern	12	29	13	24	3	0	0	243	20.3

SCORING DEFENSE	G	TD	FG	XPT	2XP	DXP	SAF	PTS	AVG
1. Louisiana	14	25	9	26	1	0	0	205	14.6
2. Coastal Carolina	13	36	10	29	3	0	0	281	21.6
3. Appalachian State	14	37	17	35	0	0	1	310	22.1
4. Troy	12	38	15	36	1	0	1	313	26.1
5. South Alabama	12	40	10	35	3	0	3	317	26.4
6. Georgia State	13	43	16	38	2	0	2	352	27.1
7. Georgia Southern	12	48	14	45	0	0	1	377	31.4
8. Texas State	12	50	15	47	1	0	1	396	33.0
9. ULM	12	53	11	51	0	0	0	402	33.5
10. Arkansas State	12	62	10	61	0	0	0	463	38.6

PASS OFFENSE	G	COMP	ATT	INT	PCT	YDS	AVG/A	TD	AVG/G
1. Arkansas State	12	310	524	17	59.2	3767	7.2	27	313.9
2. Coastal Carolina	13	227	322	4	70.5	3457	10.7	33	265.9
3. South Alabama	12	273	407	11	67.1	3072	7.5	22	256.0
4. Appalachian State	14	255	413	12	61.7	3487	8.4	29	249.1
5. Troy	12	265	419	10	63.2	2864	6.8	15	238.7
6. Louisiana	14	246	405	4	60.7	3059	7.6	22	218.5
7. ULM	12	200	354	9	56.5	2328	6.6	15	194.0
8. Texas State	12	223	386	12	57.8	2322	6.0	15	193.5
9. Georgia State	13	180	311	8	57.9	2101	6.8	19	161.6
10. Georgia Southern	12	141	275	12	51.3	1765	6.4	5	147.1

PASS DEFENSE	G	COMP	ATT	INT	PCT	YDS	AVG/A	TD	AVG/G
1. Coastal Carolina	13	208	359	6	57.9	2474	6.9	15	190.3
2. Louisiana	14	220	414	10	53.1	2692	6.5	17	192.3
3. Troy	12	189	307	16	61.6	2339	7.6	19	194.9
4. South Alabama	12	206	346	15	59.5	2501	7.2	13	208.4
5. Appalachian State	14	251	442	15	56.8	3108	7.0	18	222.0
6. Arkansas State	12	206	352	11	58.5	2938	8.2	36	244.8
7. Texas State	12	255	390	3	65.4	2962	7.6	27	246.8
8. Georgia State	12	260	438	11	59.4	3403	7.8	20	261.8
9. Georgia Southern	12	250	403	5	62.0	3470	8.6	28	289.2
10. ULM	12	281	416	11	67.5	3484	8.4	30	290.3

2021
SUN BELT REVIEW



REVIEW

RUSHING OFFENSE	G	ATT	YDS	AVG	TD	YDS/G
1. Coastal Carolina	13	509	2974	5.8	36	228.8
2. Georgia State	13	585	2947	5.0	25	226.7
3. Louisiana	14	565	2716	4.8	34	194.0
4. Georgia Southern	12	536	2320	4.3	22	193.3
5. Appalachian State	14	567	2691	4.7	26	192.2
6. Texas State	12	443	1789	4.0	17	149.1
7. ULM	12	500	1613	3.2	13	134.4
8. South Alabama	12	439	1337	3.0	15	111.4
9. Troy	12	366	1197	3.3	18	99.8
10. Arkansas State	12	349	982	2.8	4	81.8

RUSHING DEFENSE	G	ATT	YDS	AVG	TD	YDS/G
1. Appalachian State	14	481	1764	3.7	18	126.0
2. Georgia State	13	524	1838	3.5	20	141.4
3. Troy	12	492	1709	3.5	15	142.4
4. South Alabama	12	441	1755	4.0	21	146.3
5. Louisiana	14	520	2084	4.0	16	148.9
6. Coastal Carolina	13	477	1940	4.1	21	149.2
7. Georgia Southern	12	420	1830	4.4	17	152.5
8. ULM	12	439	1943	4.4	21	161.9
9. Texas State	12	501	2203	4.4	20	183.6
10. Arkansas State	12	488	3133	6.4	32	261.1

TOTAL OFFENSE	G	RUSH	PASS	PLAYS	YDS	AVG/P	TD	YDS/G
1. Coastal Carolina	13	2974	3457	831	6431	7.7	69	494.7
2. Appalachian State	14	2691	3487	980	6178	6.3	55	441.3
3. Louisiana	14	2716	3059	970	5775	6.0	56	412.5
4. Arkansas State	12	982	3767	873	4749	5.4	31	395.8
5. Georgia State	13	2947	2101	896	5048	5.6	44	388.3
6. South Alabama	12	1337	3072	846	4409	5.2	37	367.4
7. Texas State	12	1789	2322	829	4111	5.0	32	342.6
8. Georgia Southern	12	2320	1765	811	4085	5.0	27	340.4
9. Troy	12	1197	2864	785	4061	5.2	33	338.4
10. ULM	12	1613	2328	854	3941	4.6	28	328.4

TOTAL DEFENSE	G	RUSH	PASS	PLAYS	YDS	AVG/P	TD	YDS/G
1. Troy	12	1709	2339	799	4048	5.1	34	337.3
2. Coastal Carolina	13	1940	2474	836	4414	5.3	36	339.5
3. Louisiana	14	2084	2692	934	4776	5.1	33	341.1
4. Appalachian State	14	1764	3108	923	4872	5.3	36	348.0
5. South Alabama	12	1755	2501	787	4256	5.4	34	354.7
6. Georgia State	13	1838	3403	962	5241	5.4	40	403.2
7. Texas State	12	2203	2962	891	5165	5.8	47	430.4
8. Georgia Southern	12	1830	3470	823	5300	6.4	45	441.7
9. ULM	12	1943	3484	855	5427	6.3	51	452.3
10. Arkansas State	12	3133	2938	840	6071	7.2	58	505.9



2021 SUN BELT REVIEW

REVIEW

KICKOFF RETURNS	G	RET	YDS	TD	AVG
1. Appalachian State	14	42	1141	2	27.2
2. Arkansas State	12	61	1400	2	23.0
3. Coastal Carolina	13	27	542	0	20.1
4. Louisiana	14	33	608	0	18.4
5. ULM	12	14	254	0	18.1
6. Texas State	12	43	769	0	17.9
7. Georgia State	13	7	122	0	17.4
8. Georgia Southern	12	28	461	0	16.5
9. South Alabama	12	19	311	0	16.4
10. Troy	12	17	275	0	16.2

PUNTING	G	NO.	YDS	AVG	RET	TB	NET/P
1. Louisiana	14	59	2722	46.1	122	3	43.1
2. Arkansas State	12	69	2995	43.4	77	1	42.0
3. Georgia Southern	12	67	2881	43.0	169	2	39.9
4. Appalachian State	14	51	2073	40.6	53	1	39.2
5. Georgia State	13	61	2501	41.0	100	5	37.7
6. Troy	12	63	2606	41.4	128	6	37.4
7. South Alabama	12	54	2292	42.4	177	2	38.4
8. ULM	12	70	2800	40.0	158	4	36.6
9. Coastal Carolina	13	41	1528	37.3	0	2	36.3
10. Texas State	12	62	2357	38.0	86	2	36.0

PUNT RETURNS	G	RET	YDS	TD	AVG
1. Coastal Carolina	13	20	241	3	12.1
2. Troy	12	8	63	0	7.9
3. Texas State	12	11	86	1	7.8
4. Arkansas State	12	17	131	1	7.7
5. Appalachian State	14	23	168	0	7.3
6. Louisiana	14	24	154	0	6.4
7. Georgia Southern	12	10	58	1	5.8
8. South Alabama	12	12	55	0	4.6
9. ULM	12	6	20	0	3.3
10. Georgia State	13	3	4	0	1.3



2021 SUN BELT REVIEW

RUSHING	TEAM	G	ATT	YDS	AVG	TD	LONG	YDS/G
1. Shermari Jones	CCU	11	159	1040	6.5	13	75	94.5
2. Nate Noel	APP	14	199	1126	5.7	4	47	80.4
3. Camerun Peoples	APP	12	166	926	5.6	14	45	77.2
4. Tucker Gregg	GSU	13	192	953	5.0	9	57	73.3
5. Logan Wright	GS	12	150	793	5.3	8	60	66.1
6. Jamyest Williams	GSU	13	128	859	6.7	9	50	66.1
7. Chris Smith	LA	13	153	856	5.6	8	74	65.8
8. Kimani Vidal	TROY	11	152	701	4.6	5	45	63.7
9. Montrell Johnson	LA	14	162	838	5.2	12	99	59.9
10. Calvin Hill	TXST	12	128	713	5.6	3	78	59.4

PASSING	TEAM	G	COMP	ATT	INT	YDS	TD	YDS/G
1. Grayson McCall	CCU	11	176	241	3	2873	27	261.2
2. Jake Bentley	USA	10	212	303	8	2476	17	247.6
3. Chase Brice	APP	14	242	390	11	3337	27	238.4
4. Layne Hatcher	ASU	11	201	341	13	2423	19	220.3
5. Levi Lewis	LA	14	236	391	4	2916	20	208.3
6. Gunnar Watson	TROY	8	140	228	4	1613	8	201.6
7. Darren Grainger	GSU	13	136	228	4	1715	19	131.9
8. Justin Tomlin	GS	8	74	143	9	977	2	122.1
9. Chandler Rogers	ULM	12	112	179	3	1311	9	109.3

TOTAL OFFENSE	TEAM	G	RUSH	PASS	PLAYS	TOTAL	YDS/G
1. Grayson McCall	CCU	11	290	2873	334	3163	287.5
2. Chase Brice	APP	14	141	3337	451	3488	249.1
3. Jake Bentley	USA	10	-8	2476	350	2468	246.8
4. Levi Lewis	LA	14	343	2916	491	3259	232.8
5. Layne Hatcher	ASU	11	-54	2423	391	2369	215.4
6. Gunnar Watson	TROY	8	-64	1613	255	1549	193.6
7. Darren Grainger	GSU	13	660	1715	361	2375	182.7
8. Justin Tomlin	GS	8	195	977	223	1172	146.5
9. Chandler Rogers	ULM	12	367	1311	318	1678	139.8
10. Shermari Jones	CCU	11	1040	0	159	1040	94.5

RECEIVING	TEAM	G	REC	YDS	TD	LONG	YDS/G	REC/G
1. Jalen Tolbert	USA	12	82	1474	8	68	122.8	6.8
2. Javion Heiligh	CCU	13	66	1128	7	66	86.8	5.1
3. Isaiah Likely	CCU	13	59	912	12	99	70.2	4.5
4. Corey Sutton	APP	13	61	904	7	79	69.5	4.7
5. Corey Rucker	ASU	12	59	826	9	37	68.8	4.9
6. Te'Vailance Hunt	ASU	11	51	740	6	76	67.3	4.6
7. Tez Johnson	TROY	12	67	735	4	64	61.3	5.6
8. Thomas Hennigan	APP	14	60	823	6	68	58.8	4.3
9. Mailk Williams	APP	14	52	819	7	56	58.5	3.7
10. Jalen Wayne	USA	12	53	630	2	41	52.5	4.4

REVIEW



2021 SUN BELT REVIEW

REVIEW

ALL-PURPOSE	TEAM	G	RUSH	RCV	PR	KR	YDS	YDS/G
1. Alan Lamar	ASU	12	231	119	0	1333	1683	140.3
2. Jalen Tolbert	USA	12	0	1474	0	0	1474	122.8
3. Chris Smith	LA	13	856	75	0	481	1412	108.6
4. Shermari Jones	CCU	11	1040	28	0	0	1068	97.1
5. Javion Heiligh	CCU	13	0	1128	77	19	1224	94.2
6. Jalen Virgil	APP	12	-1	226	0	781	1006	83.8
7. Nate Noel	APP	14	1126	16	0	0	1142	81.6
8. Logan Wright	GS	12	793	180	0	0	973	81.1
9. Camerun Peoples	APP	12	926	19	0	0	945	78.8
10. Kimani Vidal	TROY	11	701	134	0	0	835	75.9

INTERCEPTIONS	Team	G	INT	YDS	TD	LONG	INT/G
1. Steven Jones	APP	13	5	97	3	47	0.38
2. Antavious Lane	GSU	13	5	73	1	55	0.38
3. Darrell Luter	USA	10	4	29	0	19	0.40
4. Samy Johnson	ASU	10	3	23	0	23	0.30
5. Tre Young	USA	12	3	40	0	40	0.25
6. Trey Cobb	APP	14	3	110	1	100	0.21
7. Kenneth Harris	ASU	9	2	29	0	35	0.22
8. Kellos Swinney	ULM	11	2	8	0	7	0.18
9. TJ Harris	TROY	11	2	36	0	36	0.18
10. Richard Jibunor	TROY	11	2	25	0	23	0.18

PUNT RETURN	TEAM	G	RET	YDS	TD	LONG	YDS/G
1. Johnnie Lang	ASU	12	15	124	1	63	8.3
2. Eric Garror	LA	14	23	139	0	21	6.0
3. Jaivon Heiligh	CCU	13	13	77	0	25	5.9
4. Thomas Hennigan	APP	14	14	78	0	20	5.6

KICKOFF RETURN	TEAM	G	RET	YDS	TD	LONG	YDS/G
1. Jalen Virgil	APP	12	26	781	2	100	30.0
2. Alan Lamar	ASU	12	55	1333	2	100	24.2
3. Chris Smith	LA	13	23	481	0	87	20.9
4. Markeis Colvin	TROY	12	12	235	0	29	19.6
5. Manny Stokes Jr.	CCU	13	13	239	0	41	18.4
6. Bogie Knight	ULM	12	12	219	0	26	18.3
7. Khaleb Hood	GS	12	17	296	0	35	17.4
8. Caleb Twyford	TXST	11	21	351	0	31	16.7



2021 SUN BELT REVIEW

PUNTING	TEAM	G	PUNT	YDS	LONG	I20	50+	AVG.
1. Rhys Byrns	LA	14	59	2722	70	21	19	46.1
2. Anthony Beck II	GS	12	64	2881	63	23	17	45.0
3. Ryan Hanson	ASU	12	68	2995	73	21	17	44.0
4. Jack Brooks	USA	12	53	2292	66	13	14	43.2
5. Luke Magliozzi	TROY	12	61	2594	65	12	9	42.5
6. Michael Hayes	GSU	13	58	2428	66	15	9	41.9
7. Xavier Subotsch	APP	14	49	2007	57	23	5	41.0
8. Devyn McCormick	ULM	12	69	2800	56	17	8	40.6
9. Seamus O'Kelly	TXST	12	60	2303	53	17	2	38.4
10. Charles Ouverson	CCU	13	40	1493	53	14	1	37.3

SCORING	TEAM	G	TD	FG	XPT	2XP	PTS	PTS/G
1. Chandler Staton	APP	14	0	20	57	0	117	8.4
2. Blake Grupe	ASU	12	0	20	31	0	91	7.6
3. Shermari Jones	CCU	11	13	0	0	0	78	7.1
4. Camerun Peoples	APP	12	14	0	0	0	84	7.0
5. Massimo Biscardi	CCU	10	0	7	46	0	67	6.7
6. Noel Ruiz	GSU	13	0	13	45	0	84	6.5
7. Seth Keller	TXST	12	0	15	32	0	77	6.4
8. Calum Sutherland	ULM	12	0	16	27	0	75	6.3
9. Diego Guajardo	USA	12	0	12	33	0	69	5.8
10. Isaiah Likely	CCU	13	12	0	0	1	74	5.7

TACKLES	TEAM	G	SOLO	AST	TOTAL	AVG
1. Carlton Martial	TROY	12	44	83	127	10.6
2. D'Marco Jackson	APP	14	57	63	120	8.6
3. Silas Kelly	CCU	13	40	70	110	8.5
4. Treveion Webster	ULM	12	38	55	93	7.8
5. Jordan Vaneziale	GSU	13	52	45	97	7.5
6. Zack Woodard	ULM	12	42	47	89	7.4
7. Elery Alexander	ASU	12	54	31	85	7.1
8. Teddy Gallagher	CCU	13	40	49	89	6.8
9. Blake Carroll	GSU	13	48	41	89	6.8
10. Markevon Coleman	TXST	12	35	47	82	6.8

REVIEW



ALL OPPONENTS RESULTS

RESULTS

Opponent	First Game	Last Game	W	L	T	Scoring	
						A-State	Opponent
Abilene Christian	1953	1973	9	2	1	302	236
Akron	1988	1991	1	1	0	36	40
Alabama	1982	2018	0	3	0	14	126
Alcorn State	2012	2012	1	0	0	56	0
Alumni (A-State)	1923	1931	2	0	1	30	0
Appalachian State	2014	2021	1	4	0	112	192
Arkansas-Monticello	1922	1947	9	7	2	182	214
Arkansas-Pine Bluff	2013	2017	2	0	0	110	14
Arkansas Tech	1919	1958	3	4	0	149	153
Army	2005	2006	0*	1	0	24	44
Auburn	2006	2016	0	4	0	49	168
Austin (Tex.) College	1954	1955	1	1	0	60	80
Austin Peay	1940	1996	5	2	0	100	75
Ball State	2013	2013	1	0	0	23	20
Baylor	2001	2001	0	1	0	3	24
Bethel (Ky.) College	1931	1931	1	0	0	13	0
Bethel (Tenn.) College	1921	1931	2	0	0	41	0
Boise State	1999	2000	0	2	0	24	105
Bowling Green	1974	1974	0	1	0	0	17
Bradley	1946	1946	0	1	0	2	26
BYU	1996	1996	0	1	0	9	58
Camp Breckinridge (Ky.)	1951	1951	1	0	0	46	12
Camp Pike (Ark.)	1919	1920	1	1	0	25	28
Caruthersville (Mo.) JC	1930	1930	0	0	1	0	0
Centenary Freshman	1929	1929	1	0	0	27	14
Central Arkansas	1916	2021	12	13	2	460	527
Central Michigan	1981	1981	1	0	0	26	23
Central Missouri	1959	1970	2	0	0	92	27
Centre (Ky.)	1946	1947	2	0	0	59	0
Christian Brothers	1912	1914	1	1	1	54	20
Cincinnati	1975	1988	1	1	0	21	60
Coastal Carolina	2017	2021	3	2	0	166	164
Colorado State	1991	1994	0	2	0	27	86
Citadel	1960	1970	3	5	0	105	108
Concordia	1956	1956	1	0	0	56	0

ALL OPPONENTS RESULTS



Opponent	First Game	Last Game	W	L	T	Scoring	
						A-State	Opponent
Corning (Ark.) HS	1912	1912	1	0	0	6	0
Corry Field (Fla.)	1951	1951	1	0	0	53	0
Delaware	1986	1986	1	0	0	55	14
Delta State	1936	1988	4	4	1	131	167
Drake	1968	1978	4	0	1	137	85
East Carolina	1992	1996	0	2	0	34	69
Eastern Kentucky	1986	1986	1	0	0	24	10
Eastern Michigan	1968	1976	2	1	0	70	46
Eastern New Mexico	1969	1972	2	0	0	92	27
East Texas State	1953	1987	4	0	1	170	60
Ellington (Il.) AFB	1952	1952	1	0	0	48	0
Emporia State	1952	1953	2	0	0	79	26
Evansville	1946	1946	0	0	1	6	6
Florida	1958	1993	0	2	0	13	95
Florida Atlantic	2005	2010	3*	3	0	153	149
FIU	2005	2019	5*	2	0	201	149
Georgia	1997	2019	0	3	0	24	138
Georgia Southern	1986	2021	3	3	0	183	219
Georgia State	2013	2021	6	2	0	334	260
Grambling	1985	1985	1	0	0	10	7
Hawaii	1998	1998	1	0	0	20	0
Henderson State	1914	1951	5	1	2	133	46
Hendrix	1913	1939	1	10	1	13	301
Idaho	1975	2015	7	4	0	354	345
Illinois	1999	2011	0	3	0	25	133
Illinois State	1973	1989	4	0	0	125	42
Illinois Wesleyan	1945	1946	1	1	0	26	27
Indiana	2010	2010	0	1	0	34	36
Indiana State	1973	1976	1	1	0	30	34
Iowa	2009	2009	0	1	0	21	24
Jackson State	1987	1987	1	0	0	35	32
Jacksonville State	1995	2001	1	1	0	65	37
Kansas	1981	1981	0	1	0	16	17
Kansas State	1948	2020	1	2	0	48	99
Lamar	1964	1989	15	10	1	586	352

RESULTS



ALL OPPONENTS RESULTS

RESULTS

Opponent	First Game	Last Game	W	L	T	Scoring	
						A-State	Opponent
Lambuth	1926	1928	3	0	0	55	6
Lewis (Ill.)	1952	1955	4	0	0	142	13
Little Rock	1921	1934	1	2	1	6	51
Louisiana	1953	2021	20*	28	1	1103	1074
Louisiana College	1919	1929	1	0	0	6	0
LSU	1991	2004	0	3	0	23	165
Louisiana Tech	1956	2015	12	26	0	639	945
Louisville	2009	2010	0	2	0	37	55
Lyon College	1913	1934	7	7	2	163	236
Mayfield (Ky.)	1924	1927	2	0	0	25	7
McNeese State	1972	1989	8	8	1	296	284
Memphis	1914	2021	23*	30	5	871	1183
Memphis All-Stars	1913	1913	1	0	0	67	0
Memphis Navy	1949	1952	2	1	0	87	20
Memphis Univ. School	1913	1913	1	0	0	21	0
Miami (Fla.)	1997	2014	0	2	0	30	83
Middle Tennessee	1948	2017	5	10	0	311	406
Millsaps	1929	1929	0	1	0	0	46
Minnesota	1995	1998	0	2	0	21	72
Mississippi College	1948	1987	4	1	0	115	31
Mississippi Delta JC	1940	1941	0	1	1	7	75
Mississippi State	1950	1994	0	16	1	129	646
Mississippi Valley	1995	2009	2	0	0	116	3
Missouri	2004	2015	0	4	0	76	164
Missouri S&T	1939	1941	0	3	0	18	129
Missouri State	1991	2015	3	1	0	153	95
Missouri Valley	1949	1950	2	0	0	28	26
Montana State	1960	2014	1	3	0	63	77
Mountain Home Coll.	1928	1928	1	0	0	59	0
Murray State	1955	1966	9	3	0	297	189
Navy	2010	2010	0	1	0	19	35
Nebraska	2009	2017	0	3	0	58	123
Nebraska-Kearney			1	0	0	32	0
Nevada	1985	2018	2	4	0	117	173
New Mexico State	1993	2017	6	6	0	383	330

ALL OPPONENTS RESULTS



Opponent	First Game	Last Game	W L T			Scoring	
						A-State	Opponent
Nicholls	2001	2001	0	1	0	22	28
North Alabama	1950	1966	12	4	1	325	190
North Carolina State	2000	2000	0	1	0	31	38
North Dakota	1970	1970	1	0	0	23	18
North Dakota State	1968	1968	0	1	0	14	23
North Texas	1983	2012	13*	8	0	525	513
Northern Illinois	1990	2011	1	7	0	122	239
Northern Iowa	1987	1987	0	1	0	28	49
Northwestern State	1948	1992	5	5	0	170	202
Northwest Miss. JC	1932	1940	2	0	1	79	6
Ohio Northern	1952	1952	1	0	0	47	0
Oklahoma	1992	2000	0	2	0	7	106
Oklahoma State	2005	2006	0	2	0	17	55
Ole Miss	1914	2004	1	20	2	236	683
Oregon	2012	2012	0	1	0	34	57
Ouachita Baptist	1915	1950	3	7	0	68	178
Pacific	1993	1994	0	2	0	22	50
Paragould Buisness Coll.	1915	1915	1	0	0	26	0
Paragould (Ark.) HS	1911	1912	3	1	0	39	11
Pensacola Navy	1947	1947	1	0	0	7	6
Pittsburg State	1951	1989	2	1	0	74	41
Richmond	1979	2000	1	2	0	71	57
Sam Houston	1986	1999	2	0	0	93	27
San Diego State	1976	1976	0	1	0	14	24
San Jose State	1995	2002	1	1	0	35	40
St. Louis	1923	1935	0	2	0	7	85
St. Mary (Kan.)	1962	1963	2	0	0	102	21
South Alabama	2012	2021	6	4	0	295	234
South Dakota	1961	1962	2	0	0	39	9
South Dakota State	1952	1963	1	1	0	23	24
Southeast Missouri	1916	2018	5	8	1	145	206
Southeastern La.	1954	1970	3	1	0	50	73
Southeastern Okla.	1957	1957	1	0	0	32	7
Southern Arkansas	1924	1958	7	10	0	241	212
Southern Illinois	1915	2019	29	9	1	895	497

RESULTS



ALL OPPONENTS RESULTS

RESULTS

Opponent	First Game	Last Game	W	L	T	Scoring	
						A-State	Opponent
SMU	2006	2019	1	3	0	105	164
Southern Miss	1960	2008	2	9	0	100	232
Southern Utah	1997	2002	1	1	0	62	50
Southwestern (Tenn.)	1914	1937	0	5	0	12	182
Stephen F. Austin	1964	1965	2	0	0	20	6
Stetson	1951	1951	0	1	0	20	35
Tampa	1958	1959	0	2	0	27	34
Tennessee	2007	2014	0	2	0	46	82
UT Chattanooga	1972	1984	5	2	0	144	60
UT Martin	1930	2005	9*	3	1	301	145
Tennessee Tech	1933	1969	8	10	0	237	340
Texarkana JC	1929	1929	0	1	0	6	16
Texas	2007	2007	0	1	0	13	21
Texas A&M	1983	2008	1	3	0	50	100
UT Arlington	1964	1985	13	8	1	461	385
TCU	1999	2000	0	2	0	24	76
Texas Southern	2008	2008	1	0	0	83	10
Texas State	2013	2021	6	3	0	324	201
Texas Tech	1995	1995	0	1	0	25	63
Toledo	1990	2016	0	5	0	89	223
Trinity (Tex.)	1964	1972	6	3	0	194	150
Troy	1951	2020	9*	7	0	432	421
Tulsa	1978	2021	3	3	0	142	162
UAB	1996	1997	0	2	0	24	55
UCF	1991	2016	1	1	0	51	44
ULM	1959	2020	29*	14	0	1171	906
UNLV	1995	2019	2	1	0	93	65
Utah State	1995	2016	3	4	0	123	185
Union (Tenn.)	1916	1950	5	5	0	121	150
Virginia Tech	1994	2011	0	4	0	21	173
Washington	2021	2021	0	1	0	3	52
Washington (Mo.)	1947	1947	0	1	0	14	40
Western Illinois	1959	1959	0	1	0	19	22
Western Kentucky	1947	2013	3	4	1	175	198
Western Michigan	1967	1968	1	1	0	21	28

ALL OPPONENTS RESULTS



Opponent	First Game	Last Game	W	L	T	Scoring	
						A-State	Opponent
Wichita State	1970	1973	2	2	0	81	48
UW Whitewater	1961	1961	0	1	0	7	8
Wyoming	1979	1990	0	2	0	41	51
Xavier	1946	1973	1	1	0	37	26

* 1 victory vs. Army, UT Martin, Louisiana, ULM, Florida Atlantic, Memphis, North Texas and Troy, and 2 victories vs. FIU later vacated due to NCAA sanctions.

MOST PLAYED RIVALRIES

Opponent	First Game	Last Game	W	L	T	Total Games
Louisiana	1953	2021	20*	28	1	50
ULM	1959	2021	29*	14	0	44
Southern Illinois	1915	2019	29	9	1	39
Louisiana Tech	1956	2015	12	26	0	38
Central Arkansas	1916	2021	12	13	2	27
Lamar	1964	1989	15	10	1	26
Ole Miss	1914	2004	1	20	2	23
UT Arlington	1964	1985	13	8	1	22
North Texas	1983	2012	13*	8	0	22

* 1 victory vs. Louisiana, ULM, Memphis and North Texas later vacated due to NCAA sanctions.



ALL-TIME SERIES RESULTS

RESULTS

ABILENE CHRISTIAN 9-2-1

H: 5-1 | A: 3-1-1

S26	1953	Jonesboro, Ark.	19-7	hW
N20	1954	Jonesboro, Ark.	0-53	hL
O24	1964	Abilene, Texas	21-7	aW
O23	1965	Jonesboro, Ark.	35-13	hW
O22	1966	Abilene, Texas	33-22	aW
O21	1967	Jonesboro, Ark.	24-14	hW
O26	1968	Abilene, Texas	17-17	aT
O25	1969	Jonesboro, Ark.	34-22	hW
O24	1970	Abilene, Texas	28-23	aW
O23	1971	Little Rock, Ark.	35-9	hW
O21	1972	Abilene, Texas	0-3	aL
S9	1973	Jonesboro, Ark.	56-46	hW

AKRON 1-1

H: 0-0 | A: 1-1

O8	1988	Akron, Ohio	13-12	aW
O19	1991	Akron, Ohio	23-28	aL

ALABAMA 0-3

H: 0-0 | A: 0-3

O2	1982	Tuscaloosa, Ala.	7-34	aL
N1	2008	Tuscaloosa, Ala.	0-35	aL
S8	2018	Tuscaloosa, Ala.	7-57	aL

ALCORN STATE 1-0

H: 1-0 | A: 0-0

S22	2012	Jonesboro, Ark.	56-0	hW
-----	------	-----------------	------	----

APPALACHIAN STATE 1-4

H: 0-3 | A: 1-1

N15	2014	Jonesboro, Ark.	32-37	hL
N5	2015	Boone, N.C.	40-27	aW
O9	2018	Jonesboro, Ark.	9-35	hL
O22	2020	Boone, N.C.	17-45	aL
N6	2021	Jonesboro, Ark.	14-48	hL

ARKANSAS-MONTICELLO 9-7-2

H: 6-6-2 | A: 3-1

O14	1922	Jonesboro, Ark.	0-42	hL
N16	1923	Jonesboro, Ark.	0-27	hL
N11	1924	Monticello, Ark.	19-12	aW
N13	1925	Jonesboro, Ark.	1-0 ^F	hW
N19	1926	Monticello, Ark.	26-6	aW
N30	1927	Jonesboro, Ark.	19-0	hW
N11	1930	Jonesboro, Ark.	0-0	hT
N11	1931	Jonesboro, Ark.	6-22	hL
N11	1932	Jonesboro, Ark.	0-13	hL
N10	1933	Jonesboro, Ark.	0-14	hL
N9	1934	Jonesboro, Ark.	19-0	hW
N1	1935	Monticello, Ark.	0-28	aL
O30	1936	Jonesboro, Ark.	7-6	hW

N26	1937	Jonesboro, Ark.	0-19	hL
N5	1938	Monticello, Ark.	27-6	aW
N11	1938	Jonesboro, Ark.	18-6	hW
O12	1946	Jonesboro, Ark.	13-13	hT
O11	1947	Jonesboro, Ark.	28-0	hW

ARKANSAS-PINE BLUFF 2-0

H: 2-0 | A: 0-0

A31	2013	Jonesboro, Ark.	62-11	hW
S16	2017	Jonesboro, Ark.	48-3	hW

ARKANSAS TECH 3-4

H: 1-2 | A: 2-2

O28	1919	Jonesboro, Ark.	0-19	hL
N4	1922	Russellville, Ark.	0-69	aL
S29	1951	Russellville, Ark.	46-6	aW
N24	1955	Jonesboro, Ark.	33-6	hW
N23	1956	Russellville, Ark.	7-25	aL
N22	1957	Jonesboro, Ark.	13-21	hL
N22	1958	Russellville, Ark.	50-7	aW

ARMY 1-1*

H: 1-0 | A: 0-1

N19	2005	West Point, N.Y.	10-38	aL
S2	2006	Jonesboro, Ark.	14-6*	hW

* win (s) vacated due to NCAA sanctions

AUBURN 0-4

H: 0-0 | A: 0-4

N4	2006	Auburn, Ala.	0-27	aL
S4	2010	Auburn, Ala.	26-52	aL
S7	2013	Auburn, Ala.	9-38	aL
S10	2016	Auburn, Ala.	14-51	aL

AUSTIN COLLEGE 1-1

H: 0-1 | A: 1-0

N6	1954	Jonesboro, Ark.	20-61	hL
N5	1955	Sherman, Texas	40-19	aW

AUSTIN PEAY 5-2

H: 5-0 | A: 0-2

O26	1940	Jonesboro, Ark.	13-0	hW
O24	1941	Clarksville, Tenn.	0-34	aL
N19	1955	Clarksville, Tenn.	6-19	aL
N17	1956	Jonesboro, Ark.	27-13	hW
O25	1958	Jonesboro, Ark.	16-0	hW
N22	1980	Jonesboro, Ark.	14-9	hW
S7	1996	Jonesboro, Ark.	24-0	hW

BALL STATE 0-1

H: 0-0 | A: 0-0 | N: 0-1

J5	2014	Mobile, Ala.	23-20	nW
----	------	--------------	-------	----

ALL-TIME SERIES RESULTS



BAYLOR 0-1

H: 0-0 A: 0-1				
S8	2001	Waco, Texas	3-24	aL

BOISE STATE 0-2

H: 0-1 A: 0-1				
N6	1999	Boise, Idaho	10-63	aL
N4	2000	Jonesboro, Ark.	14-42	hL

BOWLING GREEN 0-1

H: 0-0 A: 0-1				
N9	1974	Bowling Green, Ohio	0-17	aL

BRADLEY 0-1

H: 0-1 A: 0-0				
O5	1946	Jonesboro, Ark.	2-26	hL

BYU 0-1

H: 0-0 A: 0-1				
A31	1996	Provo, Utah	9-58	aL

CENTRAL ARKANSAS 12-13-2

H: 9-6-1 A: 3-7-1				
O28	1916	Conway, Ark.	0-19	aL
N2	1917	Jonesboro, Ark.	101-0	hW
O24	1919	Jonesboro, Ark.	0-8	hL
N18	1921	Conway, Ark.	7-13	aL
O20	1922	Jonesboro, Ark.	0-82	hL
O19	1923	Conway, Ark.	0-40	aL
O10	1924	Jonesboro, Ark.	0-14	hL
N11	1925	Conway, Ark.	12-6	aW
N10	1926	Conway, Ark.	0-0	aT
O17	1930	Conway, Ark.	0-6	aL
O16	1931	Jonesboro, Ark.	6-18	hL
O7	1932	Jonesboro, Ark.	26-0	hW
O6	1933	Conway, Ark.	13-6	aW
O27	1934	Conway, Ark.	0-25	aL
N9	1935	Conway, Ark.	0-27	aL
O20	1936	Conway, Ark.	7-14	aL
N19	1937	Jonesboro, Ark.	0-95	hL
O11	1945	Conway, Ark.	18-0	aW
N16	1945	Jonesboro, Ark.	21-0	hW
N28	1946	Jonesboro, Ark.	30-12	hW
O25	1947	Jonesboro, Ark.	0-0	hT
O5	1996	Jonesboro, Ark.	17-7	hW
S13	1997	Jonesboro, Ark.	36-35	hW
S24	2011	Jonesboro, Ark.	53-24	hW
S24	2016	Jonesboro, Ark.	23-28	hL
O10	2020	Jonesboro, Ark.	50-27	hW
S4	2021	Jonesboro, Ark.	40-21	hW

CENTRAL MICHIGAN 1-0

H: 0-0 A: 1-0				
S26	1981	Mount Pleasant, Mich.	26-23	aW

CENTRAL MISSOURI 2-0

H: 2-0 A: 0-0				
N21	1959	Jonesboro, Ark.	54-6	hW
D12	1970	Jonesboro, Ark.	38-21	hW

CENTRE (KY.) 2-0

H: 2-0 A: 0-0				
N23	1946	Jonesboro, Ark.	14-0	hW
N22	1947	Jonesboro, Ark.	45-0	hW

CHATTANOOGA 5-2

H: 4-1 A: 1-1				
O7	1972	Chattanooga, Tenn.	3-21	aL
N1	1975	Jonesboro, Ark.	48-0	hW
O17	1981	Jonesboro, Ark.	2-3	hL
S18	1982	Jonesboro, Ark.	13-12	hW
S10	1983	Jonesboro, Ark.	27-14	hW
S8	1984	Chattanooga, Tenn.	16-0	aW
N24	1984	Jonesboro, Ark.	37-10	hW

CHRISTIAN BROTHERS 1-1-1

H: 1-1-1 A: 0-0				
S9	1912	Jonesboro, Ark.	6-20	hL
S15	1913	Jonesboro, Ark.	0-0	hT
O25	1914	Jonesboro, Ark.	48-0	hW

CINCINNATI 1-1

H: 0-1 A: 1-0				
O18	1975	Cincinnati, Ohio	14-9	aW
N21	1998	Jonesboro, Ark.	7-51	hL

COASTAL CAROLINA 3-2

H: 2-1 A: 1-1				
O14	2017	Jonesboro, Ark.	51-17	hW
N11	2018	Conway, S.C.	44-16	aW
N16	2019	Jonesboro, Ark.	28-27	hW
O3	2020	Conway, S.C.	23-52	aL
O7	2021	Jonesboro, Ark.	20-52	hL

COLORADO STATE 0-2

H: 0-0 A: 0-2				
A31	1991	Fort Collins, Colo.	24-38	aL
N12	1994	Fort Collins, Colo.	3-48	aL



ALL-TIME SERIES RESULTS

RESULTS

CITADEL 3-5

H: 1-1 | A: 1-3 | N: 1-1

N19	1960	Jonesboro, Ark.	21-22	hL
N18	1961	Charleston, S.C.	6-28	aL
O20	1962	Jonesboro, Ark.	14-7	hW
O19	1963	Charleston, S.C.	9-10	aL
O16	1965	Charleston, S.C.	14-0	aW
O7	1967	Little Rock, Ark.	7-20	nL
S27	1969	Charleston, S.C.	10-14	aL
O3	1970	Little Rock, Ark.	24-7	nW

CONCORDIA (NEB.) 1-0

H: 1-0 | A: 0-0

S29	1956	Jonesboro, Ark.	56-0	hW
-----	------	-----------------	------	----

DELAWARE 1-0

H: 0-0 | A: 1-0

D6	1986	Newark, Del.	55-14	aW
----	------	--------------	-------	----

DELTA STATE 4-4-1

H: 2-3 | A: 2-1-1

O2	1936	Jonesboro, Ark.	6-53	hL
S25	1937	Cleveland, Miss.	0-28	aL
O2	1948	Cleveland, Miss.	13-13	aT
O22	1949	Cleveland, Miss.	7-6	aW
O8	1950	Jonesboro, Ark.	6-19	hL
O6	1951	Cleveland, Miss.	43-0	aW
N9	1963	Jonesboro, Ark.	21-27	hL
N7	1964	Jonesboro, Ark.	7-6	hW
S3	1988	Jonesboro, Ark.	28-15	hW

DRAKE 4-0-1

H: 1-0-1 | A: 2-0 | N: 1-0

S21	1968	Des Moines, Iowa	46-14	aW
N8	1969	Jonesboro, Ark.	21-21	hT
D13	1969	Arlington, Texas	29-21	nW
S10	1977	Des Moines, Iowa	31-29	aW
S23	1978	Jonesboro, Ark.	10-0	hW

EAST CAROLINA 0-2

H: 0-0 | A: 0-2

N14	1992	Greenville, N.C.	18-35	aL
N2	1996	Greenville, N.C.	16-34	aL

EASTERN KENTUCKY 1-0

H: 1-0 | A: 0-0

D13	1986	Jonesboro, Ark.	24-10	hW
-----	------	-----------------	-------	----

EASTERN MICHIGAN 2-1

H: 2-0 | A: 0-1

S28	1968	Jonesboro, Ark.	26-7	hW
O5	1974	Jonesboro, Ark.	14-7	hW
O9	1976	Ypsilanti, Mich.	30-32	aL

EASTERN NEW MEXICO 2-0

H: 1-0 | A: 1-0

S20	1969	Jonesboro, Ark.	53-20	hW
S16	1972	Portales, N.M.	39-7	aW

EMPORIA STATE 2-0

H: 1-0 | A: 1-0

N15	1952	Jonesboro, Ark.	41-7	hW
O3	1953	Emporia, Kan.	38-19	aW

EVANSVILLE 0-0-1

H: 0-0-1 | A: 0-0

N16	1946	Jonesboro, Ark.	6-6	hT
-----	------	-----------------	-----	----

FLORIDA 0-2

H: 0-0 | A: 0-2

N15	1958	Gainesville, Fla.	7-51	aL
S4	1993	Gainesville, Fla.	6-44	aL

FLORIDA ATLANTIC 4-3*

H: 3-0 | A: 1-3

O22	2005	Jonesboro, Ark.	3-0 ^{OT*}	hW
O28	2006	Ft Lauderdale, Fla.	0-29	aL
N10	2007	Boca Raton, Fla.	31-34	aL
N22	2008	Jonesboro, Ark.	28-14	hW
N14	2009	Boca Raton, Fla.	18-35	aL
O23	2010	Jonesboro, Ark.	37-16	hW
N5	2011	Boca Raton, Fla.	39-21	aW

* win (s) vacated due to NCAA sanctions

FLORIDA INTERNATIONAL 7-2*

H: 4-0 | A: 2-0 | N: 1-0

S24	2005	Jonesboro, Ark.	66-24*	hW
S30	2006	Miami, Fla.	31-6*	aW
N3	2007	Jonesboro, Ark.	27-24	hW
N8	2008	Miami, Fla.	21-22	aL
O24	2009	Jonesboro, Ark.	27-10	hW
N27	2010	Miami, Fla.	24-31	aL
O18	2011	Jonesboro, Ark.	34-16	hW
O4	2012	Miami, Fla.	34-20	aW
D21	2019	Montgomery, Ala.	34-26	nW

* win (s) vacated due to NCAA sanctions

GEORGIA 0-3

H: 0-0 | A: 0-3

A30	1997	Athens, Ga.	7-38	aL
S1	2001	Athens, Ga.	17-45	aL
S14	2019	Athens, Ga.	0-55	aL

ALL-TIME SERIES RESULTS



GEORGIA SOUTHERN 3-3

H: 2-0 | A: 1-2 | N: 0-1

D20	1986	Tacoma, Wash.	21-48	nL
O5	2016	Jonesboro, Ark.	27-26	hW
O4	2017	Statesboro, Ga.	43-25	aW
S29	2018	Statesboro, Ga.	21-28	aL
N23	2019	Jonesboro, Ark.	38-33	hW
O2	2021	Statesboro, Ga.	33-59	aL

GEORGIA STATE 6-2

H: 4-0 | A: 2-2

N23	2013	Jonesboro, Ark.	35-33	hW
O11	2014	Atlanta, Ga.	52-10	aW
O31	2015	Jonesboro, Ark.	48-34	hW
N3	2016	Atlanta, Ga.	31-16	aW
O18	2018	Jonesboro, Ark.	51-35	hW
O5	2019	Atlanta, Ga.	38-52	aL
O15	2020	Jonesboro, Ark.	59-52	hW
N20	2021	Atlanta, Ga.	20-28	aL

GRAMBLING STATE 1-0

H: 1-0 | A: 0-0

N30	1985	Jonesboro, Ark.	10-7	hW
-----	------	-----------------	------	----

HAWAII 1-0

H: 0-0 | A: 1-0

S26	1998	Manoa, Hawai'i	20-0	aW
-----	------	----------------	------	----

HENDERSON STATE 5-1-2

H: 3-1-2 | A: 2-0

O25	1914	Jonesboro, Ark.	7-0	hW
O22	1915	Jonesboro, Ark.	0-0	hT
O25	1945	Jonesboro, Ark.	0-13	hL
N9	1946	Jonesboro, Ark.	0-0	hT
N6	1948	Jonesboro, Ark.	34-14	hW
N5	1949	Arkadelphia, Ark.	28-6	aW
N18	1950	Jonesboro, Ark.	27-13	hW
N17	1951	Arkadelphia, Ark.	37-0	aW

HENDRIX 1-10-1

H: 1-8 | A: 0-2-1

O1	1913	Jonesboro, Ark.	0-30	hL
O24	1914	Jonesboro, Ark.	0-48	hL
O23	1925	Jonesboro, Ark.	0-46	hL
O3	1930	Conway, Ark.	0-19	aL
S30	1932	Jonesboro, Ark.	0-26	hL
S22	1933	Conway, Ark.	0-0	aT
O19	1934	Jonesboro, Ark.	6-0	hW
O18	1935	Jonesboro, Ark.	0-27	hL
O16	1936	Conway, Ark.	7-28	aL
O9	1937	Jonesboro, Ark.	0-51	hL
O22	1938	Jonesboro, Ark.	0-6	hL
O19	1939	Jonesboro, Ark.	0-20	hL

IDAHO 7-4

H: 5-2 | A: 2-2

S13	1975	Jonesboro, Ark.	23-6	hW
O10	1998	Jonesboro, Ark.	14-52	hL
O16	1999	Jonesboro, Ark.	24-30 ^{OT}	hL
O14	2000	Moscow, Idaho	25-42	aL
O27	2001	Jonesboro, Ark.	34-31	hW
N16	2002	Moscow, Idaho	38-29	aW
N8	2003	Jonesboro, Ark.	24-23	hW
N6	2004	Moscow, Idaho	31-45	aL
O12	2013	Jonesboro, Ark.	48-24	hW
N1	2014	Moscow, Idaho	44-28	aW
O3	2015	Jonesboro, Ark.	49-35	hW

ILLINOIS 0-3

H: 0-0 | A: 0-3

S4	1999	Champaign, Ill.	3-41	aL
S14	2002	Champaign, Ill.	7-59	aL
S3	2011	Champaign, Ill.	15-33	aL

ILLINOIS STATE 4-0

H: 2-0 | A: 2-0

N3	1973	Jonesboro, Ark.	38-20	hW
O12	1974	Normal, Ill.	38-0	aW
N5	1988	Jonesboro, Ark.	28-10	hW
N11	1989	Normal, Ill.	21-12	aW

ILLINOIS WESLEYAN 1-1

H: 1-1 | A: 0-0

N23	1945	Jonesboro, Ark.	6-27	hL
N2	1946	Jonesboro, Ark.	20-0	hW

INDIANA 0-1

H: 0-0 | A: 0-1

O16	2010	Bloomington, Ind.	34-36	aL
-----	------	-------------------	-------	----

INDIANA STATE 1-1

H: 1-0 | A: 0-1

S29	1973	Jonesboro, Ark.	9-3	hW
S18	1976	Terre Haute, Ind.	21-31	aL

IOWA 0-1

H: 0-0 | A: 0-1

O3	2009	Iowa City, Iowa	21-24	aL
----	------	-----------------	-------	----

JACKSON STATE 1-0

H: 0-0 | A: 1-0

N28	1987	Jackson, Miss.	35-32	aW
-----	------	----------------	-------	----

JACKSONVILLE STATE 1-1

H: 1-1 | A: 0-0

O28	1995	Jonesboro, Ark.	37-6	hW
S22	2001	Jonesboro, Ark.	28-31	hL



ALL-TIME SERIES RESULTS

RESULTS

KANSAS 0-1

H: 0-0 | A: 0-1

O3 1981 Lawrence, Kan. 16-17 aL

KANSAS STATE 1-2

H: 0-0 | A: 1-2

O9 1948 Manhattan, Kan. 6-37 aL

S27 1980 Manhattan, Kan. 7-31 aL

S12 2020 Manhattan, Kan. 35-31 aW

LAMAR 15-10-1

H: 7-5-1 | A: 8-5

N14 1964 Jonesboro, Ark. 7-7 hT

O9 1965 Beaumont, Texas 7-20 aL

O29 1966 Jonesboro, Ark. 0-17 hL

O28 1967 Beaumont, Texas 23-28 aL

N2 1968 Jonesboro, Ark. 48-17 hW

N1 1969 Beaumont, Texas 20-0 aW

O31 1970 Jonesboro, Ark. 69-7 hW

N27 1971 Beaumont, Texas 13-24 aL

O28 1972 Jonesboro, Ark. 24-26 hL

O27 1973 Beaumont, Texas 7-10 aL

O19 1974 Jonesboro, Ark. 6-10 hL

O25 1975 Beaumont, Texas 17-0 aW

O30 1976 Jonesboro, Ark. 31-0 hW

O8 1977 Beaumont, Texas 10-6 aW

N18 1978 Jonesboro, Ark. 6-3 hW

O27 1979 Jonesboro, Ark. 10-20 hL

N8 1980 Beaumont, Texas 22-23 aL

N7 1981 Jonesboro, Ark. 16-9 hW

N6 1982 Beaumont, Texas 20-19 aW

N12 1983 Beaumont, Texas 24-14 aW

N10 1984 Jonesboro, Ark. 37-13 hW

N16 1985 Beaumont, Texas 21-0 aW

N15 1986 Jonesboro, Ark. 56-7 hW

N14 1987 Beaumont, Texas 34-20 aW

O22 1988 Jonesboro, Ark. 17-21 hL

O7 1989 Beaumont, Texas 41-31 aW

LEWIS 4-0

H: 3-0 | A: 1-0

O25 1952 Jonesboro, Ark. 42-0 hW

O24 1953 Romeoville, Ill. 34-0 aW

S25 1954 Jonesboro, Ark. 25-7 hW

S24 1955 Jonesboro, Ark. 41-6 hW

LITTLE ROCK 1-2-1

H: 1-2-1 | A: 0-0

O8 1921 Jonesboro, Ark. 0-13 hL

N18 1922 Jonesboro, Ark. 0-38 hL

N29 1928 Jonesboro, Ark. 6-0 hW

N2 1934 Jonesboro, Ark. 0-0 hT

LOUISIANA 21-28-1

H: 12-11-1 | A: 8-17 | N: 1-0

O17 1953 Jonesboro, Ark. 13-12 hW

O16 1954 Lafayette, La. 2-36 aL

N5 1966 Lafayette, La. 17-14 aW

N4 1967 Jonesboro, Ark. 6-7 hL

N9 1968 Lafayette, La. 9-20 aL

O18 1969 Little Rock, Ark. 26-0 nW

N6 1971 Jonesboro, Ark. 10-10 hT

S30 1972 Lafayette, La. 21-18 aW

S15 1973 Jonesboro, Ark. 27-13 hW

N30 1974 Lafayette, La. 28-6 aW

O4 1975 Jonesboro, Ark. 39-17 hW

N6 1976 Lafayette, La. 14-23 aL

N5 1977 Jonesboro, Ark. 17-15 hW

N4 1978 Lafayette, La. 16-6 aW

S29 1979 Jonesboro, Ark. 9-13 hL

O11 1980 Lafayette, La. 0-3 aL

O10 1981 Jonesboro, Ark. 14-3 hW

O9 1982 Lafayette, La. 20-13 aW

N19 1988 Lafayette, La. 38-21 aW

N18 1989 Lafayette, La. 28-29 aL

N10 1990 Jonesboro, Ark. 16-17 hL

N16 1991 Jonesboro, Ark. 13-17 hL

N21 1992 Lafayette, La. 20-7 aW

O16 1993 Jonesboro, Ark. 3-19 hL

O8 1994 Lafayette, La. 0-26 aL

O7 1995 Jonesboro, Ark. 9-33 hL

O12 1996 Lafayette, La. 31-42 aL

O4 1997 Jonesboro, Ark. 38-41 hL

O17 1998 Lafayette, La. 19-21 aL

O30 1999 Jonesboro, Ark. 31-27 hW

O13 2001 Jonesboro, Ark. 26-20 hW

N9 2002 Lafayette, La. 10-13 aL

O23 2004 Lafayette, La. 24-27 aL

O13 2005 Jonesboro, Ark. 39-36* hW

N25 2006 Lafayette, La. 13-28 aL

O13 2007 Jonesboro, Ark. 52-21 hW

O18 2008 Lafayette, La. 23-28 aL

N7 2009 Jonesboro, Ark. 18-21 hL

S11 2010 Lafayette, La. 24-31 aL

N12 2011 Jonesboro, Ark. 30-21 hW

O23 2012 Lafayette, La. 50-27 aW

O22 2013 Jonesboro, Ark. 7-23 hL

O21 2014 Lafayette, La. 40-55 aL

O20 2015 Jonesboro, Ark. 37-37 hW

N26 2016 Lafayette, La. 19-27 aL

O19 2017 Jonesboro, Ark. 47-3 hW

O27 2018 Lafayette, La. 43-47 aL

O17 2019 Jonesboro, Ark. 20-37 hL

N7 2020 Lafayette, La. 20-27 aL

O21 2021 Jonesboro, Ark. 27-28 hL

ALL-TIME SERIES RESULTS



LSU 0-3

H: 0-0 | A: 0-3

O12	1991	Baton Rouge, La.	14-70	aL
S12	1998	Baton Rouge, La.	6-42	aL
S11	2004	Baton Rouge, La.	3-53	aL

LOUISIANA TECH 12-26

H: 8-11 | A: 4-13 | N: 0-2

O13	1956	Jonesboro, Ark.	21-13	hW
O26	1957	Ruston, La.	19-25	aL
S27	1958	Jonesboro, Ark.	7-14	hL
S26	1959	Ruston, La.	0-35	aL
S24	1960	Jonesboro, Ark.	7-3	hW
S23	1961	Ruston, La.	8-47	aL
O8	1966	Jonesboro, Ark.	26-13	hW
O14	1967	Ruston, La.	3-6	aL
O17	1970	Jonesboro, Ark.	38-17	hW
O16	1971	Jonesboro, Ark.	27-28	hL
O14	1972	Little Rock, Ark.	17-38	nL
O13	1973	Ruston, La.	7-23	aL
S28	1974	Jonesboro, Ark.	13-27	hL
N29	1975	Ruston, La.	30-13	aW
S25	1976	Jonesboro, Ark.	13-27	hL
O15	1977	Jonesboro, Ark.	7-20	hL
N11	1978	Ruston, La.	10-24	aL
O13	1979	Ruston, La.	14-7	aW
N1	1980	Jonesboro, Ark.	0-28	hL
N14	1981	Ruston, La.	0-32	aL
O30	1982	Jonesboro, Ark.	14-24	hL
O15	1983	Jonesboro, Ark.	21-7	hW
O13	1984	Ruston, La.	10-20	aL
O19	1985	Jonesboro, Ark.	31-13	hW
O18	1986	Ruston, La.	20-17	aW
O17	1987	Jonesboro, Ark.	37-3	hW
O29	1988	Ruston, La.	31-22	aW
O21	1989	Jonesboro, Ark.	37-40	hL
S22	1990	Ruston, La.	7-40	aL
S28	1991	Jonesboro, Ark.	10-42	hL
O31	1992	Ruston, La.	0-23	aL
O2	1993	Ruston, La.	3-17	aL
N19	1994	Jonesboro, Ark.	14-20	hL
S23	1995	Ruston, La.	25-28	aL
N9	1996	Jonesboro, Ark.	55-38	hW
O18	1997	Ruston, La.	14-42	aL
N7	1998	Jonesboro, Ark.	21-69	hL
D19	2015	New Orleans, La.	28-47	nL

LOUISVILLE 0-2

H: 0-1 | A: 0-1

O31	2009	Louisville, Ky.	13-21	aL
O2	2010	Jonesboro, Ark.	24-34	hL

LYON COLLEGE 7-7-2

H: 7-6-2 | A: 0-1

S1	1913	Jonesboro, Ark.	69-0	hW
O25	1914	Jonesboro, Ark.	6-0	hW
O13	1916	Jonesboro, Ark.	6-0	hW
N29	1917	Jonesboro, Ark.	20-0	hW
O18	1920	Jonesboro, Ark.	12-19	hL
S30	1921	Jonesboro, Ark.	14-7	hW
S30	1922	Jonesboro, Ark.	0-51	hL
N9	1923	Jonesboro, Ark.	0-46	hL
N18	1924	Jonesboro, Ark.	0-7	hL
N5	1925	Jonesboro, Ark.	0-0	hT
N25	1926	Jonesboro, Ark.	14-7	hW
N9	1928	Jonesboro, Ark.	6-6	hT
N8	1929	Jonesboro, Ark.	13-54	aL
N27	1930	Jonesboro, Ark.	0-27	hL
D1	1933	Jonesboro, Ark.	3-0	hW
N30	1934	Batesville, Ark.	0-12	aL

MAYFIELD COLLEGE 2-0

H: 2-0 | A: 0-0

S17	1924	Jonesboro, Ark.	12-0	hW
N24	1927	Jonesboro, Ark.	13-7	hW

McNEESE 8-8-1

H: 4-4-1 | A: 4-4

S9	1972	Jonesboro, Ark.	17-27	hL
N17	1973	Lake Charles, La.	26-23	aW
N23	1974	Jonesboro, Ark.	22-20	hW
S20	1975	Lake Charles, La.	24-7	aW
O23	1976	Jonesboro, Ark.	21-24	hL
O22	1977	Lake Charles, La.	14-17	aL
O21	1978	Jonesboro, Ark.	6-3	hW
O20	1979	Lake Charles, La.	7-10	aL
O25	1980	Jonesboro, Ark.	28-36	hL
O24	1981	Lake Charles, La.	7-21	aL
O23	1982	Jonesboro, Ark.	10-21	hL
O22	1983	Lake Charles, La.	24-14	aW
O20	1984	Jonesboro, Ark.	16-16	hT
S28	1985	Lake Charles, La.	13-15	aL
O25	1986	Jonesboro, Ark.	23-14	hW
O3	1987	Lake Charles, La.	17-0	aW
O14	1989	Jonesboro, Ark.	21-16	hW



ALL-TIME SERIES RESULTS

RESULTS

MEMPHIS 24-30-5*

H: 11-7-1 | A: 13-23-4

O27	1914	Jonesboro, Ark.	18-6	hW
O8	1915	Memphis, Tenn.	41-0	aW
N30	1916	Memphis, Tenn.	27-0	aW
O19	1917	Memphis, Tenn.	19-0	aW
O17	1919	Memphis, Tenn.	6-0	aW
O11	1920	Jonesboro, Ark.	13-0	hW
N11	1921	Jonesboro, Ark.	19-0	hW
N24	1922	Memphis, Tenn.	0-68	aL
O27	1923	Jonesboro, Ark.	0-6	hL
O9	1925	Jonesboro, Ark.	19-0	hW
O9	1926	Memphis, Tenn.	7-0	aW
N5	1927	Jonesboro, Ark.	9-6	hW
N3	1928	Memphis, Tenn.	14-19	aL
N1	1929	Jonesboro, Ark.	0-6	hL
N1	1930	Memphis, Tenn.	13-6	aW
O30	1931	Jonesboro, Ark.	14-6	hW
N2	1932	Jonesboro, Ark.	12-6	hW
N24	1933	Jonesboro, Ark.	0-0	hT
O13	1934	Memphis, Tenn.	0-18	aL
O4	1935	Jonesboro, Ark.	18-0	hW
O1	1938	Jonesboro, Ark.	2-38	hL
S29	1939	Memphis, Tenn.	7-6	aW
N17	1947	Memphis, Tenn.	19-19	aT
N19	1948	Memphis, Tenn.	13-34	aL
N12	1949	Jonesboro, Ark.	7-61	hL
N12	1950	Memphis, Tenn.	7-60	aL
N7	1953	Memphis, Tenn.	20-0	aW
O30	1954	Memphis, Tenn.	7-26	aL
O29	1955	Memphis, Tenn.	21-20	aW
N3	1956	Memphis, Tenn.	0-34	aL
N9	1957	Memphis, Tenn.	0-34	aL
S27	1975	Memphis, Tenn.	29-10	aW
O4	1980	Memphis, Tenn.	3-24	aL
N27	1982	Memphis, Tenn.	0-12	aL
N19	1983	Memphis, Tenn.	14-14	aT
S1	1984	Memphis, Tenn.	2-17	aL
S13	1986	Memphis, Tenn.	30-10	aW
O31	1987	Memphis, Tenn.	21-21	aT
S10	1988	Memphis, Tenn.	7-9	aL
S9	1989	Memphis, Tenn.	17-13	aW
S1	1990	Memphis, Tenn.	24-24	aT
S21	1991	Memphis, Tenn.	21-31	aL
O17	1992	Memphis, Tenn.	7-37	aL
O9	1993	Memphis, Tenn.	3-45	aL
O15	1994	Memphis, Tenn.	6-15	aL
O11	1997	Memphis, Tenn.	9-38	aL
O31	1998	Memphis, Tenn.	19-35	aL
S18	1999	Memphis, Tenn.	26-31	aL
S16	2000	Jonesboro, Ark.	17-19	hL
S27	2003	Memphis, Tenn.	16-38	aL
S18	2004	Jonesboro, Ark.	35-47	hL
O14	2006	Memphis, Tenn.	26-23*	aW

S27	2007	Jonesboro, Ark.	35-31	hW
S27	2008	Memphis, Tenn.	17-29	aL
S10	2011	Jonesboro, Ark.	47-3	hW
S8	2012	Jonesboro, Ark.	33-28	hW
S21	2013	Memphis, Tenn.	7-31	aL
S5	2020	Memphis, Tenn.	24-37	aL
S11	2021	Jonesboro, Ark.	50-55	hL

* win (s) vacated due to NCAA sanctions

MIAMI (FLA.) 0-2

H: 0-0 | A: 0-2

N1	1997	Miami, Fla.	10-42	aL
S13	2014	Miami, Fla.	20-41	aL

MIDDLE TENNESSEE 5-10

H: 4-3 | A: 1-6 | N: 0-1

O16	1948	Murfreesboro, Tenn.	7-14	aL
O15	1949	Jonesboro, Ark.	14-25	hL
N3	2001	Murfreesboro, Tenn.	6-54	aL
O5	2002	Jonesboro, Ark.	13-7	hW
N20	2003	Jonesboro, Ark.	14-24	hL
O9	2004	Murfreesboro, Tenn.	17-45	aL
N5	2005	Murfreesboro, Tenn.	7-45	aL
N11	2006	Jonesboro, Ark.	10-38	hL
O20	2007	Murfreesboro, Tenn.	7-24	aL
S20	2008	Jonesboro, Ark.	31-14	hW
N21	2009	Murfreesboro, Tenn.	14-38	aL
N2	2010	Jonesboro, Ark.	51-24	hW
N19	2011	Murfreesboro, Tenn.	45-19	aW
D1	2012	Jonesboro, Ark.	45-0	hW
D16	2017	Montgomery, Ala.	30-35	nL

MINNESOTA 0-2

H: 0-0 | A: 0-2

S30	1995	Minneapolis, Minn.	7-55	aL
S5	1998	Minneapolis, Minn.	14-17	aL

MISSISSIPPI COLLEGE 4-1

H: 4-1 | A: 0-0

S25	1948	Jonesboro, Ark.	12-0	hW
S24	1949	Jonesboro, Ark.	7-18	hL
O13	1962	Jonesboro, Ark.	20-0	hW
S16	1985	Jonesboro, Ark.	41-13	hW
S12	1987	Jonesboro, Ark.	35-0	hW

MISSISSIPPI STATE 0-16-1

H: 0-0 | A: 0-16-1

O18	1945	Starkville, Miss.	0-43	aL
S23	1950	Starkville, Miss.	0-67	aL
S22	1951	Starkville, Miss.	0-32	aL
O4	1952	Starkville, Miss.	14-41	aL
O2	1954	Starkville, Miss.	13-46	aL
O20	1956	Starkville, Miss.	9-19	aL
O12	1957	Starkville, Miss.	13-47	aL



ALL-TIME SERIES RESULTS

O18	1958	Starkville, Miss.	0-38	aL
O10	1959	Starkville, Miss.	14-49	aL
O8	1960	Starkville, Miss.	9-29	aL
O14	1961	Starkville Miss.	0-38	aL
S11	1982	Starkville, Miss.	10-31	aL
S7	1985	Starkville, Miss.	14-22	aL
O11	1986	Starkville, Miss.	9-24	aL
O24	1992	Starkville, Miss.	6-56	aL
O23	1993	Starkville, Miss.	15-15	aT
O1	1994	Starkville, Miss.	3-49	aL

MISSISSIPPI VALLEY 2-0

H: 2-0 | A: 0-0

N18	1995	Jonesboro, Ark.	55-3	hW
S5	2009	Jonesboro, Ark.	61-0	hW

MISSOURI 0-4

H: 0-1 | A: 0-2 | N: 0-1

S4	2004	Columbia, Mo.	20-52	aL
S3	2005	Kansas City, Mo.	17-44	nL
S28	2013	Columbia, Mo.	19-41	aL
S12	2015	Jonesboro, Ark.	20-27	hL

MISSOURI S&T 0-3

H: 0-3 | A: 0-0

O7	1939	Jonesboro, Ark.	6-39	hL
S28	1940	Jonesboro, Ark.	12-44	hL
S20	1941	Jonesboro, Ark.	0-46	hL

MISSOURI STATE 3-1

H: 3-1 | A: 0-0

O26	1991	Jonesboro, Ark.	20-37	hL
N8	1997	Jonesboro, Ark.	35-27	hW
S19	1998	Jonesboro, Ark.	28-24	hW
S19	2015	Jonesboro, Ark.	70-7	hW

MISSOURI VALLEY 2-0

H: 1-0 | A: 1-0

N18	1949	Jonesboro, Ark.	7-6	hW
N5	1950	Marshall, Mo.	21-20	aW

MONTANA STATE 1-3

H: 1-1 | A: 0-2

O22	1960	Bozeman, Mont.	6-27	aL
O7	1961	Jonesboro, Ark.	6-9	hL
D1	1984	Bozeman, Mont.	14-31	aL
A30	2014	Jonesboro, Ark.	37-10	hW

MURRAY STATE 9-3

H: 4-2 | A: 5-1

O15	1955	Jonesboro, Ark.	6-13	hL
O27	1956	Murray, Ky.	28-27	aW
N2	1957	Jonesboro, Ark.	27-20	hW

N1	1958	Murray, Ky.	20-14	aW
O31	1959	Jonesboro, Ark.	36-18	hW
O29	1960	Murray, Ky.	27-14	aW
O28	1961	Jonesboro, Ark.	22-14	hW
O27	1962	Murray, Ky.	9-14	aL
N2	1963	Jonesboro, Ark.	33-34	hL
O31	1964	Murray, Ky.	17-8	aW
O30	1965	Jonesboro, Ark.	27-13	hW
O15	1966	Murray, Ky.	44-0	aW

NAVY 0-1

H: 0-0 | A: 0-1

N20	2010	Annapolis, Md.	19-35	aL
-----	------	----------------	-------	----

NEBRASKA 0-3

H: 0-0 | A: 0-3

S12	2009	Lincoln, Neb.	9-38	aL
S15	2012	Lincoln, Neb.	13-42	aL
S2	2017	Lincoln, Neb.	36-43	aL

NEBRASKA-KEARNEY 1-0

H: 1-0 | A: 0-0

N21	1953	Jonesboro, Ark.	32-0	hW
-----	------	-----------------	------	----

NEVADA 2-4

H: 2-0 | A: 0-3 | N: 0-1

D6	1985	Reno, Nev.	23-24	aL
N20	1993	Jonesboro, Ark.	23-21	hW
S10	1994	Reno, Nev.	0-18	aL
N16	1996	Reno, Nev.	14-66	aL
N13	1999	Jonesboro, Ark.	44-28	hW
D29	2018	Tucson, Ariz.	13-16 ^{OT}	nL

NEW MEXICO STATE 6-6

H: 3-3 | A: 3-3

S11	1993	Jonesboro, Ark.	19-22	hL
S24	1994	Las Cruces, N.M.	17-24	aL
O25	1997	Las Cruces, N.M.	20-34	aL
O3	1998	Jonesboro, Ark.	34-31 ^{OT}	hW
O21	2000	Jonesboro, Ark.	29-35 ^{OT}	hL
N10	2001	Las Cruces, N.M.	17-28	aL
O26	2002	Jonesboro, Ark.	21-26	hL
N1	2003	Las Cruces, N.M.	28-24	aW
N29	2014	Jonesboro, Ark.	68-35	hW
N28	2015	Las Cruces, N.M.	52-28	aW
N12	2016	Jonesboro, Ark.	41-22	hW
O28	2017	Las Cruces, N.M.	37-21	aW

NICHOLLS 0-1

H: 0-1 | A: 0-0

N22	2001	Jonesboro, Ark.	22-28	hL
-----	------	-----------------	-------	----

RESULTS



ALL-TIME SERIES RESULTS

RESULTS

NORTH ALABAMA 12-4-1

H: 6-2-1 | A: 6-2

O15	1950	Jonesboro, Ark.	27-0	hW
O13	1951	Jonesboro, Ark.	35-13	hW
O11	1952	Florence, Ala.	28-7	aW
O10	1953	Jonesboro, Ark.	13-13	hT
O9	1954	Florence, Ala.	7-26	aL
O8	1955	Jonesboro, Ark.	7-12	hL
O6	1956	Florence, Ala.	39-13	aW
O5	1957	Jonesboro, Ark.	15-13	hW
O4	1958	Florence, Ala.	0-19	aL
O3	1959	Jonesboro, Ark.	14-16	hL
O1	1960	Florence, Ala.	19-0	aW
S30	1961	Jonesboro, Ark.	14-6	hW
S29	1962	Florence, Ala.	23-14	aW
S28	1963	Jonesboro, Ark.	14-12	hW
S26	1964	Florence, Ala.	10-7	aW
S25	1965	Jonesboro, Ark.	33-12	hW
S24	1966	Florence, Ala.	27-7	aW

NC STATE 0-1

H: 0-0 | A: 0-1

S2	2000	Raleigh, N.C.	31-38 ^{20T}	aL
----	------	---------------	----------------------	----

NORTH DAKOTA 1-0

H: 1-0 | A: 0-0

N7	1970	Jonesboro, Ark.	23-18	hW
----	------	-----------------	-------	----

NORTH DAKOTA STATE 0-1

H: 0-0 | A: 0-0 | N: 0-1

D14	1968	Florence, Ala.	14-23	nL
-----	------	----------------	-------	----

NORTH TEXAS 14-8*

H: 8-3 | A: 6-4 | N: 0-1

O8	1983	Little Rock, Ark.	0-17	nL
O6	1984	Jonesboro, Ark.	14-9	hW
O12	1985	Jonesboro, Ark.	56-0	hW
N8	1986	Denton, Texas	43-21	aW
N7	1987	Denton, Texas	27-20	aW
S17	1988	Denton, Texas	21-49	aL
S23	1989	Jonesboro, Ark.	17-20	hL
N2	1990	Denton, Texas	26-35	aL
O23	1999	Denton, Texas	14-10	aW
N11	2000	Jonesboro, Ark.	53-28	hW
O20	2001	Denton, Texas	0-45	aL
O19	2002	Jonesboro, Ark.	10-13	hL
N15	2003	Denton, Texas	14-58	aL
N18	2004	Jonesboro, Ark.	7-31	hL
N26	2005	Denton, Texas	31-24	aW
O21	2006	Jonesboro, Ark.	29-10*	hW
N15	2007	Jonesboro, Ark.	31-27	hW
N29	2008	Denton, Texas	33-28	aW
N28	2009	Jonesboro, Ark.	30-26	hW

O9	2010	Denton, Texas	24-19	aW
O29	2011	Jonesboro, Ark.	37-14	hW
N3	2012	Denton, Texas	37-19	aW

* win (s) vacated due to NCAA sanctions

NORTHERN ILLINOIS 1-7

H: 0-3 | A: 1-3 | N: 0-1

O13	1990	DeKalb, Ill.	0-35	aL
S14	1991	DeKalb, Ill.	21-22	aL
S19	1992	Jonesboro, Ark.	0-31	hL
S18	1993	DeKalb, Ill.	7-23	aL
N5	1994	Jonesboro, Ark.	16-38	hL
N11	1995	DeKalb, Ill.	28-21	aW
S21	1996	Jonesboro, Ark.	30-31	hL
J8	2012	Mobile, Ala.	20-38	nL

NORTHERN IOWA 0-1

H: 0-0 | A: 0-1

D5	1987	Cedar Falls, Iowa	28-49	aL
----	------	-------------------	-------	----

NORTHWESTERN STATE 5-5

H: 4-4 | A: 1-1

N13	1948	Jonesboro, Ark.	6-41	hL
O2	1976	Jonesboro, Ark.	44-24	hW
S17	1977	Natchitoches, La.	7-30	aL
O7	1978	Jonesboro, Ark.	23-14	hW
A31	1985	Natchitoches, La.	12-10	aW
S6	1986	Jonesboro, Ark.	21-0	hW
S5	1987	Jonesboro, Ark.	20-23	hL
O6	1990	Jonesboro, Ark.	16-8	hW
S7	1991	Jonesboro, Ark.	3-28	hL
O3	1992	Jonesboro, Ark.	18-24	hL

OHIO NORTHERN 1-0

H: 1-0 | A: 0-0

S20	1952	Jonesboro, Ark.	47-0	hW
-----	------	-----------------	------	----

OKLAHOMA 0-2

H: 0-0 | A: 0-2

S12	1992	Norman, Okla.	0-61	aL
S9	2000	Norman, Okla.	7-45	aL

OKLAHOMA STATE 0-2

H: 0-0 | A: 0-1 | N: 0-1

S17	2005	Stillwater, Okla.	10-20	aL
S9	2006	Little Rock, Ark.	7-35	nL

OLE MISS 1-20-2

H: 0-1-1 | A: 1-19-1

O3	1914	Oxford, Miss.	0-20	aL
O1	1915	Oxford, Miss.	10-0	aW
O7	1916	Oxford, Miss.	0-20	aL
O6	1917	Jonesboro, Ark.	0-0	hT

ALL-TIME SERIES RESULTS



O4	1919	Oxford, Miss.	0-32	aL
O2	1920	Oxford, Miss.	0-33	aL
O4	1924	Oxford, Miss.	7-10	aL
S26	1925	Oxford, Miss.	0-53	aL
S25	1926	Oxford, Miss.	0-28	aL
S21	1985	Oxford, Miss.	16-18	hL
S20	1986	Oxford, Miss.	10-10	aT
S19	1987	Oxford, Miss.	10-47	aL
O15	1988	Oxford, Miss.	22-25	aL
S16	1989	Oxford, Miss.	31-34	aL
O20	1990	Oxford, Miss.	13-42	aL
O28	1996	Oxford, Miss.	21-38	aL
O24	1998	Oxford, Miss.	17-30	aL
S11	1999	Oxford, Miss.	14-38	aL
O7	2000	Oxford, Miss.	10-35	aL
O6	2001	Jonesboro, Ark.	17-35	hL
O12	2002	Oxford, Miss.	17-52	aL
O11	2003	Oxford, Miss.	0-55	aL
O2	2004	Oxford, Miss.	21-28	aL

OREGON 0-1

H: 0-0 | A: 0-1

S1	2012	Eugene, Ore.	34-57	aL
----	------	--------------	-------	----

OUACHITA BAPTIST 3-7

H: 2-7 | A: 1-0

N5	1915	Jonesboro, Ark.	7-13	hL
N20	1916	Jonesboro, Ark.	7-12	hL
N16	1917	Jonesboro, Ark.	0-40	hL
O25	1919	Jonesboro, Ark.	14-13	hW
N13	1920	Jonesboro, Ark.	0-27	hL
O15	1927	Jonesboro, Ark.	0-26	hL
N18	1932	Jonesboro, Ark.	0-13	hL
N17	1933	Jonesboro, Ark.	6-34	hL
O8	1949	Jonesboro, Ark.	14-0	hW
O1	1950	Arkadelphia, Ark.	20-0	aW

PACIFIC 0-2

H: 0-1 | A: 0-1

N13	1993	Forest Grove, Ore.	6-20	aL
O22	1994	Jonesboro, Ark.	16-30	hL

PITTSBURG STATE 2-1

H: 1-1 | A: 1-0

N11	1951	Jonesboro, Ark.	35-0	hW
N8	1952	Pittsburg, Kan.	26-7	aW
N4	1989	Jonesboro, Ark.	13-34	hL

RICHMOND 1-2

H: 0-2 | A: 1-0

O6	1979	Richmond, Va.	24-3	aW
S19	1981	Jonesboro, Ark.	20-24	hL
S30	2000	Jonesboro, Ark.	27-30	hL

SAINT LOUIS 0-2

H: 0-2 | A: 0-0

O6	1923	Jonesboro, Ark.	0-39	hL
O25	1935	Jonesboro, Ark.	7-46	hL

SAM HOUSTON 2-0

H: 2-0 | A: 0-0

N29	1986	Jonesboro, Ark.	48-7	hW
O2	1999	Jonesboro, Ark.	45-20	hW

SAN DIEGO STATE 0-1

H: 0-0 | A: 0-1

S12	1976	San Diego, Calif.	14-24	aL
-----	------	-------------------	-------	----

SAN JOSE STATE 1-1

H: 1-0 | A: 0-0 | N: 0-1

N4	1995	Jonesboro, Ark.	21-7	hW
A31	2002	Little Rock, Ark.	14-33	nL

ST. MARY (KAN.) 2-0

H: 2-0 | A: 0-0

O6	1962	Jonesboro, Ark.	34-14	hW
O5	1963	Jonesboro, Ark.	68-7	hW

SOUTH ALABAMA 6-4

H: 4-1 | A: 2-3

O13	2012	Jonesboro, Ark.	36-29	hW
N2	2013	Mobile, Ala.	17-16	aW
N8	2014	Jonesboro, Ark.	45-10	hW
O13	2015	Mobile, Ala.	49-31	aW
O15	2016	Jonesboro, Ark.	17-7	hW
N11	2017	Mobile, Ala.	19-24	aL
N3	2018	Jonesboro, Ark.	38-14	hW
N29	2019	Mobile, Ala.	30-34	aL
N28	2020	Jonesboro, Ark.	31-38	hL
O30	2021	Mobile, Ala.	13-31	aL

SOUTH DAKOTA 2-0

H: 1-0 | A: 1-0

S16	1961	Vermillion, S.D.	21-9	aW
N17	1962	Jonesboro, Ark.	18-0	hW

SOUTH DAKOTA STATE 1-1

H: 0-1 | A: 1-0

S22	1962	Brookings, S.D.	9-7	aW
N16	1963	Jonesboro, Ark.	14-17	hL



ALL-TIME SERIES RESULTS

RESULTS

SOUTHEAST MISSOURI 5-8-1

H: 5-6-1 | A: 0-2

N10	1916	Jonesboro, Ark.	13-0	hW
O26	1917	Jonesboro, Ark.	0-14	hL
N24	1921	Jonesboro, Ark.	0-0	hT
N30	1922	Jonesboro, Ark.	0-51	hL
N29	1923	Jonesboro, Ark.	0-6	hL
N27	1924	Jonesboro, Ark.	0-13	hL
N27	1928	Jonesboro, Ark.	0-12	hL
N16	1929	Jonesboro, Ark.	0-25	hL
S26	1941	Cape Girardeau, Mo.	0-44	aL
S27	1946	Cape Girardeau, Mo.	0-8	aL
S27	1947	Jonesboro, Ark.	25-0	hW
O19	1996	Jonesboro, Ark.	38-9	hW
S13	2003	Jonesboro, Ark.	21-3	hW
S1	2018	Jonesboro, Ark.	48-21	hW

SOUTHEASTERN LOUISIANA 3-1

H: 1-1 | A: 1-0 | N: 1-0

O23	1954	Jonesboro, Ark.	0-51	hL
O22	1955	Hammond, La.	21-12	aW
O12	1968	Jonesboro, Ark.	17-7	hW
S26	1970	Memphis, Tenn.	12-3	nW

SOUTHEASTERN OKLAHOMA 1-0

H: 1-0 | A: 0-0

O19	1957	Jonesboro, Ark.	32-7	hW
-----	------	-----------------	------	----

SOUTHERN ARKANSAS 7-10

H: 3-8 | A: 4-2

O24	1924	Magnolia, Ark.	33-0	aW
O31	1925	Jonesboro, Ark.	27-0	hW
O15	1926	Jonesboro, Ark.	0-20	hL
O28	1927	Jonesboro, Ark.	0-13	hL
O26	1928	Jonesboro, Ark.	0-22	hL
O26	1929	Jonesboro, Ark.	0-39	hL
N21	1930	Jonesboro, Ark.	0-19	hL
N20	1931	Jonesboro, Ark.	13-7	hW
O28	1932	Magnolia, Ark.	0-15	aL
O27	1933	Jonesboro, Ark.	12-13	hL
N23	1934	Magnolia, Ark.	6-19	aL
N15	1935	Jonesboro, Ark.	6-7	hL
N13	1936	Magnolia, Ark.	13-6	aW
O31	1941	Jonesboro, Ark.	0-19	hL
N1	1952	Magnolia, Ark.	34-0	aW
O31	1953	Magnolia, Ark.	49-0	aW
N8	1958	Jonesboro, Ark.	48-13	hW

SOUTHERN ILLINOIS 29-9-1

H: 15-6-1 | A: 13-3 | N: 1-0

N27	1915	Jonesboro, Ark.	16-0	hW
O22	1926	Jonesboro, Ark.	0-10	hL
O21	1927	Jonesboro, Ark.	14-0	hW
S28	1935	Carbondale, Ill.	7-0	aW
S26	1936	Carbondale, Ill.	7-3	aW
O15	1938	Jonesboro, Ark.	0-6	hL
O14	1939	Jonesboro, Ark.	7-0	hW
O12	1940	Jonesboro, Ark.	0-7	hL
O11	1941	Jonesboro, Ark.	0-27	hL
S22	1945	Jonesboro, Ark.	0-6	hL
O6	1945	Jonesboro, Ark.	6-6	hT
O19	1946	Carbondale, Ill.	14-12	aW
N1	1947	Carbondale, Ill.	7-12	aL
O30	1948	Carbondale, Ill.	27-21	aW
O22	1950	Jonesboro, Ark.	46-0	hW
N24	1951	Carbondale, Ill.	68-0	aW
S28	1957	Carbondale, Ill.	13-6	aW
N21	1970	Jonesboro, Ark.	27-3	hW
O9	1971	Carbondale, Ill.	14-21	aL
O26	1974	Carbondale, Ill.	41-16	aW
N8	1975	Little Rock, Ark.	35-12	nW
O16	1976	Carbondale, Ill.	41-10	aW
S24	1977	Jonesboro, Ark.	21-6	hW
O14	1978	Carbondale, Ill.	26-24	aW
S22	1979	Jonesboro, Ark.	24-16	hW
S25	1982	Carbondale, Ill.	35-30	aW
O1	1983	Jonesboro, Ark.	28-35	hL
S22	1984	Carbondale, Ill.	19-0	aW
N9	1985	Jonesboro, Ark.	41-12	hW
A30	1986	Jonesboro, Ark.	22-7	hW
O24	1987	Carbondale, Ill.	33-9	aW
O1	1988	Carbondale, Ill.	43-45	aL
S30	1989	Jonesboro, Ark.	28-23	hW
S29	1990	Carbondale, Ill.	20-17	aW
S26	1992	Jonesboro, Ark.	42-38	hW
S25	1993	Jonesboro, Ark.	27-6	hW
S17	1994	Jonesboro, Ark.	41-14	hW
S16	1995	Jonesboro, Ark.	14-9	hW
S21	2019	Jonesboro, Ark.	41-28	hW

SMU 1-3

H: 1-1 | A: 0-2

S23	2006	Dallas, Texas	9-55	aL
S15	2007	Jonesboro, Ark.	45-28	hW
S23	2017	Dallas, Texas	21-44	aL
A31	2019	Jonesboro, Ark.	30-37	hL

ALL-TIME SERIES RESULTS



SOUTHERN MISS 2-9

H: 1-2 | A: 1-5 | N: 0-2

N5	1960	Jonesboro, Ark.	14-13	hW
O21	1961	Hattiesburg, Miss.	0-20	aL
N3	1962	Jonesboro, Ark.	7-20	hL
O26	1963	Hattiesburg, Miss.	0-25	aL
N19	1977	Hattiesburg, Miss.	14-10	aW
S9	1978	Jonesboro, Ark.	6-21	hL
N17	1979	Hattiesburg, Miss.	6-14	aL
O18	1980	Hattiesburg, Miss.	0-35	aL
D20	2005	Lafayette, La.	19-31	nL
N24	2007	Hattiesburg, Miss.	10-16	aL
S13	2008	Jonesboro, Ark.	24-27	hL

SOUTHERN UTAH 1-1

H: 1-1 | A: 0-0

S20	1997	Jonesboro, Ark.	24-34	hL
N2	2002	Jonesboro, Ark.	38-16	hW

STEPHEN F. AUSTIN 2-0

H: 1-0 | A: 1-0

O3	1964	Nacogdoches, Texas	17-6	aW
O2	1965	Jonesboro, Ark.	3-0	hW

STETSON 0-1

H: 0-0 | A: 0-0 | N: 0-1

J1	1952	Hattiesburg, Miss.	20-35	nL
----	------	--------------------	-------	----

TAMPA 0-2

H: 0-1 | A: 0-1

O11	1958	Jonesboro, Ark.	14-20	hL
N7	1959	Tampa, Fla.	13-14	aL

TENNESSEE 0-2

H: 0-0 | A: 0-2

S22	2007	Knoxville, Tenn.	27-48	aL
S6	2014	Knoxville, Tenn.	19-34	aL

UT MARTIN 10-3-1*

H: 9-3-1 | A: 1-0

O10	1930	Jonesboro, Ark.	7-7	hT
O9	1931	Jonesboro, Ark.	6-0	hW
O11	1935	Jonesboro, Ark.	0-25	hL
O9	1936	Jonesboro, Ark.	7-34	hL
O2	1937	Jonesboro, Ark.	16-7	hW
O7	1938	Martin, Tenn.	7-6	aW
N11	1939	Jonesboro, Ark.	26-13	hW
N8	1940	Jonesboro, Ark.	7-14	hL
S6	1980	Jonesboro, Ark.	29-9	hW
S3	1983	Jonesboro, Ark.	31-0	hW
S15	1984	Jonesboro, Ark.	72-14	hW
S28	2002	Jonesboro, Ark.	30-10	hW
S6	2003	Jonesboro, Ark.	63-6	hW
S10	2005	Jonesboro, Ark.	56-7*	hW

* win (s) vacated due to NCAA sanctions

TENNESSEE TECH 8-10

H: 3-6 | A: 5-4

O13	1933	Jonesboro, Ark.	0-12	hL
S29	1934	Cookeville, Tenn.	0-6	aL
O18	1952	Jonesboro, Ark.	13-21	hL
N14	1953	Cookeville, Tenn.	14-7	aW
N13	1954	Jonesboro, Ark.	0-47	hL
N12	1955	Cookeville, Tenn.	27-20	aW
N10	1956	Jonesboro, Ark.	6-26	hL
N16	1957	Cookeville, Tenn.	6-7	aL
N14	1959	Cookeville, Tenn.	6-54	aL
N12	1960	Jonesboro, Ark.	6-17	hL
N10	1962	Cookeville, Tenn.	12-20	aL
S21	1963	Jonesboro, Ark.	0-42	hL
S19	1964	Jonesboro, Ark.	27-0	hW
S18	1965	Cookeville, Tenn.	12-7	aW
S17	1966	Jonesboro, Ark.	49-13	hW
S30	1967	Cookeville, Tenn.	15-7	aW
O5	1968	Jonesboro, Ark.	15-12	hW
O4	1969	Cookeville, Tenn.	29-22	aW

TEXAS 0-1

H: 0-0 | A: 0-1

S1	2007	Austin, Texas	13-21	aL
----	------	---------------	-------	----

TEXAS A&M 1-3

H: 0-0 | A: 1-3

S17	1983	College Station, Texas	0-38	aL
S29	1984	College Station, Texas	21-22	aL
A30	2003	College Station, Texas	11-26	aL
A30	2008	College Station, Texas	18-14	aW

TEXAS A&M COMMERCE 4-0-1

H: 4-0 | A: 0-0 | N: 0-0-1

J1	1954	Oxford, Miss.	7-7	nT
O1	1977	Jonesboro, Ark.	18-17	hW
S8	1979	Jonesboro, Ark.	24-14	hW
S27	1986	Jonesboro, Ark.	44-0	hW
S26	1987	Jonesboro, Ark.	77-22	hW

UT ARLINGTON 13-8-1

H: 6-5 | A: 7-3-1

O10	1964	Arlington, Texas	7-7	aT
N13	1965	Jonesboro, Ark.	12-27	hL
N12	1966	Arlington, Texas	6-16	aL
N11	1967	Jonesboro, Ark.	14-16	hL
N16	1968	Arlington, Texas	22-21	aW
N15	1969	Jonesboro, Ark.	13-3	hW
N14	1970	Arlington, Texas	27-7	aW
N13	1971	Jonesboro, Ark.	28-7	hW
N25	1972	Arlington, Texas	6-7	aL
N10	1973	Jonesboro, Ark.	30-14	hW
N16	1974	Arlington, Texas	42-12	aW



ALL-TIME SERIES RESULTS

RESULTS

N22	1975	Jonesboro, Ark.	54-7	hW
N13	1976	Arlington, Texas	14-13	aW
N12	1977	Jonesboro, Ark.	14-44	hL
O28	1978	Arlington, Texas	27-7	aW
N3	1979	Jonesboro, Ark.	18-56	hL
N15	1980	Arlington, Texas	14-36	aL
O31	1981	Arlington, Texas	10-7	aW
N13	1982	Jonesboro, Ark.	20-17	hW
O29	1983	Jonesboro, Ark.	19-28	hL
O27	1984	Arlington, Texas	51-21	aW
N2	1985	Jonesboro, Ark.	13-12	hW

TCU 0-2

H: 0-1 | A: 0-1

S25	1999	Jonesboro, Ark.	21-24	hL
S23	2000	Fort Worth, Texas	3-52	aL

TEXAS SOUTHERN 1-0

H: 1-0 | A: 0-0

S6	2008	Jonesboro, Ark.	83-10	hW
----	------	-----------------	-------	----

TEXAS STATE 6-3

H: 4-1 | A: 2-2

N16	2013	Jonesboro, Ark.	38-21	hW
N20	2014	San Marcos, Texas	27-45	aL
D5	2015	Jonesboro, Ark.	55-17	hW
D3	2016	San Marcos, Texas	36-14	aW
N18	2017	Jonesboro, Ark.	30-12	hW
N24	2018	San Marcos, Texas	33-7	aW
O26	2019	Jonesboro, Ark.	38-14	hW
N21	2020	San Marcos, Texas	45-47	aL
N27	2021	Jonesboro, Ark.	22-24	hL

TEXAS TECH 0-1

H: 0-0 | A: 0-1

O14	1995	Lubbock, Texas	25-63	aL
-----	------	----------------	-------	----

TOLEDO 0-5

H: 0-1 | A: 0-3 | N: 0-1

N17	1990	Toledo, Ohio	28-43	aL
S5	1992	Toledo, Ohio	0-49	aL
J4	2015	Mobile, Ala.	44-63	nL
S26	2015	Toledo, Ohio	7-37	aL
S2	2016	Jonesboro, Ark.	10-31	hL

TRINITY 6-3

H: 3-1 | A: 2-2 | N: 1-0

O17	1964	Jonesboro, Ark.	35-13	hW
N20	1965	San Antonio, Texas	14-15	aL
N19	1966	Jonesboro, Ark.	20-7	hW
N18	1967	San Antonio, Texas	13-10	aW
O19	1968	Little Rock, Ark.	31-14	nW
N22	1969	San Antonio, Texas	27-17	aW

O10	1970	Jonesboro, Ark.	21-14	hW
N20	1971	San Antonio, Texas	11-28	aL
N18	1972	Jonesboro, Ark.	22-32	hL

TROY 10-7*

H: 5-5 | A: 5-2

O20	1951	Troy, Ala.	39-0	aW
N9	1991	Jonesboro, Ark.	20-17	hW
O10	1992	Jonesboro, Ark.	7-41	hL
O16	2004	Jonesboro, Ark.	13-9	hW
N12	2005	Jonesboro, Ark.	9-3	hW
N18	2006	Troy, Ala.	33-26*	aW
O27	2007	Jonesboro, Ark.	0-27	hL
D6	2008	Troy, Ala.	9-35	aL
S26	2009	Jonesboro, Ark.	27-30	hL
S25	2010	Troy, Ala.	28-35	aL
D3	2011	Jonesboro, Ark.	45-14	hW
N17	2012	Troy, Ala.	41-34	aW
S12	2013	Jonesboro, Ark.	41-34	hW
N17	2016	Troy, Ala.	35-3	aW
D2	2017	Jonesboro, Ark.	25-32	hL
S28	2019	Troy, Ala.	50-43	aW
O31	2020	Jonesboro, Ark.	10-38	hL

TULSA 3-3

H: 2-0 | A: 1-3

S2	1978	Tulsa, Okla.	20-21	aL
N21	1981	Jonesboro, Ark.	31-7	hW
S7	2002	Jonesboro, Ark.	21-19	hW
S20	2003	Tulsa, Okla.	7-54	aL
S15	2018	Tulsa, Okla.	29-20	aW
S25	2021	Tulsa, Okla.	34-41	aL

UAB 0-2

H: 0-1 | A: 0-1

S14	1996	Birmingham, Ala.	17-42	aL
N22	1997	Jonesboro, Ark.	7-13	hL

UCF 1-1

H: 0-1 | A: 0-0 | N: 1-0

O5	1991	Jonesboro, Ark.	20-31	hL
D17	2016	Orlando, Fla.	31-13	nW

ULM 30-14*

H: 17-5 | A: 12-9 | N: 1-0

S19	1959	Jonesboro, Ark.	15-0	hW
S17	1960	Monroe, La.	7-13	aL
S25	1971	Jonesboro, Ark.	20-6	hW
N4	1972	Monroe, La.	14-13	aW
N2	1974	Jonesboro, Ark.	17-14	hW
S6	1975	Jonesboro, Ark.	42-0	hW
S4	1976	Jonesboro, Ark.	31-13	hW
O29	1977	Monroe, La.	31-20	aW



ALL-TIME SERIES RESULTS

S16	1978	Monroe, La.	13-21	aL
S15	1979	Monroe, La.	17-18	aL
S20	1980	Jonesboro, Ark.	12-35	hL
S12	1981	Monroe, La.	35-13	aW
O16	1982	Jonesboro, Ark.	21-31	hL
S24	1983	Monroe, La.	7-45	aL
N17	1984	Jonesboro, Ark.	38-14	hW
N23	1985	Monroe, La.	31-23	aW
N22	1986	Jonesboro, Ark.	26-21	hW
N21	1987	Monroe, La.	21-31	aL
S24	1988	Jonesboro, Ark.	13-16	hL
O28	1989	Monroe, La.	7-13	aL
S8	1990	Jonesboro, Ark.	23-18	hW
N6	1993	Jonesboro, Ark.	10-42	hL
N14	1998	Jonesboro, Ark.	17-13	hW
N17	2001	Jonesboro, Ark.	7-16	hL
S21	2002	Monroe, La.	33-21	aW
O4	2003	Little Rock, Ark.	44-41	nW
S25	2004	Monroe, La.	28-21	aW
O1	2005	Monroe, La.	27-31	aL
O7	2006	Jonesboro, Ark.	10-6*	hW
O6	2007	Monroe, La.	13-30	aL
O11	2008	Jonesboro, Ark.	37-29	hW
O13	2009	Monroe, La.	10-16	aL
S18	2010	Jonesboro, Ark.	34-20	hW
O8	2011	Monroe, La.	24-19	aW
N8	2012	Jonesboro, Ark.	45-23	hW
N9	2013	Monroe, La.	42-14	aW
O4	2014	Jonesboro, Ark.	28-14	hW
N14	2015	Monroe, La.	59-21	aW
O29	2016	Jonesboro, Ark.	51-10	hW
N25	2017	Monroe, La.	67-50	aW
N17	2018	Jonesboro, Ark.	31-17	hW
N2	2019	Monroe, La.	48-41	aW
D5	2020	Jonesboro, Ark.	48-15	hW
N13	2021	Monroe, La.	27-24	aW

* win (s) vacated due to NCAA sanctions

UNLV 2-1

H: 1-0 | A: 1-1

S9	1995	Las Vegas, Nev.	23-28	aL
S22	2018	Jonesboro, Ark.	27-20	hW
S7	2019	Las Vegas, Nev.	43-17	aW

UTAH STATE 3-4

H: 3-0 | A: 0-4

S2	1995	Jonesboro, Ark.	21-17	hW
O9	1999	Logan, Utah	14-20	aL
O28	2000	Logan, Utah	31-44	aL
O25	2003	Logan, Utah	0-49	aL
N11	2004	Jonesboro, Ark.	16-7	hW
S20	2014	Jonesboro, Ark.	21-14 ^{OT}	hW
S16	2016	Logan, Utah	20-34	aL

VIRGINIA TECH 0-4

H: 0-0 | A: 0-4

S3	1994	Blacksburg, Va.	7-34	aL
S27	1997	Blacksburg, Va.	0-50	aL
A25	2002	Blacksburg, Va.	7-63	aL
S17	2011	Blacksburg, Va.	7-26	aL

WASHINGTON 0-1

H: 0-0 | A: 0-1

S18	2021	Seattle, Wash.	3-52	aL
-----	------	----------------	------	----

WESTERN ILLINOIS 0-1

H: 0-1 | A: 0-0

O24	1959	Jonesboro, Ark.	19-22	hL
-----	------	-----------------	-------	----

WESTERN KENTUCKY 3-4-1

H: 1-2 | A: 2-2-1 | N: 0-1

O4	1947	Bowling Green, Ky.	14-14	aT
O2	1948	Jonesboro, Ark.	13-12	hW
D2	1952	Evansville, Ind.	19-34	nL
D3	2009	Bowling Green, Ky.	24-20	aW
N13	2010	Jonesboro, Ark.	35-36 ^{OT}	hL
O1	2011	Bowling Green, Ky.	26-22	aW
S29	2012	Jonesboro, Ark.	13-26	hL
N30	2013	Bowling Green, Ky.	31-34	aL

WESTERN MICHIGAN 1-1

H: 1-0 | A: 0-1

S23	1967	Jonesboro, Ark.	21-8	hW
S14	1968	Kalamazoo, Mich.	0-20	aL

WICHITA STATE 2-2

H: 0-1 | A: 2-1

S19	1970	Wichita, Kan.	53-14	aW
S18	1971	Wichita, Kan.	16-14	aW
S23	1972	Jonesboro, Ark.	0-6	hL
S22	1973	Wichita, Kan.	12-14	aL

UW-WHITEWATER 0-1

H: 0-1 | A: 0-0

N11	1961	Jonesboro, Ark.	7-8	hL
-----	------	-----------------	-----	----

WYOMING 0-2

H: 0-0 | A: 0-2

N10	1979	Laramie, Wyo.	14-17	aL
S15	1990	Laramie, Wyo.	27-34	aL

XAVIER 1-1

H: 0-1 | A: 0-0 | N: 1-0

O26	1946	Jonesboro, Ark.	0-26	hL
O20	1973	Little Rock, Ark.	37-0	nW

RESULTS



YEARLY RESULTS

RESULTS

Year	Head Coach	W-L-T	Pts	Opp.	H	A	N	Conf.
1911	F.T. Parks	1-1-0	12	11	-	-	-	-
1912	F.T. Parks	3-1-0	39	20	-	-	-	-
1913	Clint Young	3-1-1	157	30	-	-	-	-
1914	E.W. Brannon	4-3-0	85	94	-	-	-	-
1915	E.W. Brannon	4-1-1	100	13	-	-	-	-
1916	E.W. Brannon	4-3-0	72	15	-	-	-	-
1917	E.W. Brannon	4-2-1	158	54	-	-	-	-
1918	No Team							
1919	Foy Hammons	2-5-0	27	101	-	-	-	-
1920	Foy Hammons	3-3-0	56	97	-	-	-	-
1921	Foy Hammons	3-2-1	47	33	-	-	-	-
1922	Tom Dandelet	0-7-0	0	401	-	-	-	-
1923	Tom Dandelet	0-6-1	0	164	-	-	-	-
1924	Bill Stanley	4-4-0	95	56	-	-	-	-
1925	Herbert Schwartz	4-3-1	65	118	-	-	-	-
1926	Herbert Schwartz	4-3-1	60	71	-	-	-	-
1927	Herbert Schwartz	4-3-0	61	66	-	-	-	-
1928	Herbert Schwartz	3-3-1	105	65	-	-	-	-
1929	Herbert Schwartz	2-5-0	61	137	-	-	-	-
1930	Herbert Schwartz	1-4-3	20	84	-	-	-	-
1931	Jack Dale	6-2-0	98	53	-	-	-	-
1932	E.T. Renfro	3-4-0	98	73	-	-	-	-
1933	E.T. Renfro	2-4-2	34	79	-	-	-	-
1934	Tommie Mills	2-5-1	31	80	-	-	-	-
1935	Tommie Mills	2-7-0	38	198	-	-	-	-
1936	Leslie Speck	3-5-0	54	188	-	-	-	-
1937	Leslie Speck	1-5-0	16	267	-	-	-	-
1938	Leslie Speck	3-3-0	54	68	-	-	-	-
1939	Bill Adams	4-3-0	65	98	-	-	-	-
1940	Bill Adams	1-4-2	45	98	-	-	-	-
1941	Bill Adams	0-7-0	0	308	-	-	-	-
1942	No Team							
1943	No Team							
1944	No Team							
1945	J.A. Tomlinson	2-4-1	51	95	-	-	-	-
1946	Forrest England	4-3-3	99	103	-	-	-	-
1947	Forrest England	4-2-3	159	91	-	-	-	-
1948	Forrest England	4-4-1	131	186	-	-	-	-
1949	Forrest England	5-4-0	111	149	-	-	-	-
1950	Forrest England	6-3-0	200	179	3-1-0	3-2-0	-	-
1951	Forrest England	10-2-0	456	98	4-0-0	5-1-0	1-1-0	-
1952	Forrest England	8-3-0	351	117	4-1-0	4-1-0	0-1-0	-
1953	Forrest England	8-0-2	239	65	4-0-1	4-0-0	0-0-1	-
1954	Glenn Harmeson	1-8-0	74	349	1-4-0	0-4-0	-	-
1955	Gene Harlow	6-3-0	202	127	2-2-0	4-1-0	-	-



Year	Head Coach	W-L-T	Pts	Opp.	H	A	N	Conf.
1956	Gene Harlow	5-4-0	193	170	3-1-0	2-3-0	-	-
1957	Gene Harlow	4-5-0	138	180	3-1-0	1-4-0	-	-
1958	Hugh Taylor	4-5-0	162	176	2-2-0	2-3-0	-	-
1959	Hugh Taylor	3-6-0	171	214	3-2-0	0-4-0	-	-
1960	King Block	4-5-0	116	138	2-2-0	2-3-0	-	-
1961	King Block	3-6-0	84	179	2-2-0	1-4-0	-	-
1962	King Block	6-3-0	146	96	4-1-0	2-2-0	-	-
1963	Bennie Ellender	2-6-0	159	174	2-4-0	0-2-0	-	-

Southland Conference

1964	Bennie Ellender	7-0-2	148	61	3-0-1	4-0-1	-	2-0-2
1965	Bennie Ellender	6-3-0	157	107	4-1-0	2-2-0	-	1-3-0
1966	Bennie Ellender	7-2-0	222	109	3-1-0	4-1-0	-	2-2-0
1967	Bennie Ellender	4-5-0	126	116	2-2-0	2-2-0	0-1-0	2-2-0
1968	Bennie Ellender	7-3-1	245	172	4-0-0	2-2-1	1-1-0	3-0-1
1969	Bennie Ellender	8-1-1	262	140	3-0-1	3-1-0	2-0-0	4-0-0
1970	Bennie Ellender	11-0-0	360	134	5-0-0	4-0-0	2-0-0	4-0-0
1971	Bill Davidson	4-4-1	174	147	2-1-1	1-3-0	1-0-0	1-3-1
1972	Bill Davidson	3-8-0	163	198	0-4-0	3-3-0	0-1-0	1-4-0
1973	Bill Davidson	7-3-0	249	166	5-0-0	1-3-0	1-0-0	3-2-0
1974	Bill Davidson	7-3-0	215	122	5-0-0	1-3-0	1-0-0	3-2-0
1975	Bill Davidson	11-0-0	355	81	5-0-0	5-0-0	1-0-0	5-0-0
1976	Bill Davidson	5-6-0	274	221	3-2-0	2-4-0	-	2-3-0
1977	Bill Davidson	7-4-0	184	214	3-2-0	4-2-0	-	2-3-0
1978	Bill Davidson	7-4-0	163	144	4-0-0	3-3-0	0-1-0	4-1-0
1979	Larry Lacewell	4-7-0	167	188	2-3-0	2-4-0	-	1-4-0
1980	Larry Lacewell	2-9-0	129	269	2-3-0	0-6-0	-	0-5-0
1981	Larry Lacewell	6-5-0	177	159	3-2-0	3-3-0	-	3-2-0
1982	Larry Lacewell	5-6-0	170	244	2-3-0	3-3-0	-	2-3-0
1983	Larry Lacewell	5-5-1	195	226	3-2-0	2-2-1	0-1-0	3-3-0
1984	Larry Lacewell	8-4-1	347	187	5-0-1	3-4-0	-	4-1-0
1985	Larry Lacewell	9-4-0	322	169	6-0-0	3-4-0	-	5-1-0
1986	Larry Lacewell	12-2-1	452	210	8-0-0	4-1-1	0-1-0	5-0-0

Independent

1987	Larry Lacewell	8-4-1	395	277	4-1-0	4-3-1	-	-
1988	Larry Lacewell	5-6-0	261	245	2-2-0	3-4-0	-	-
1989	Larry Lacewell	5-6-0	261	265	2-3-0	3-3-0	-	-
1990	Al Kincaid	3-7-1	200	313	2-1-0	1-6-1	-	-
1991	Al Kincaid	1-10-0	189	361	1-5-0	0-5-0	-	-
1992	Ray Perkins	2-9-0	118	402	1-3-0	1-6-0	-	-

Big West Conference

1993	John Bobo	2-8-1	122	274	2-3-0	0-5-1	-	1-5-0
1994	John Bobo	1-10-0	123	316	1-3-0	0-7-0	-	0-6-0
1995	John Bobo	6-5-0	265	270	5-1-0	1-4-0	-	3-3-0

Independent

1996	John Bobo	4-7	246	332	4-1	0-6	-	-
------	-----------	-----	-----	-----	-----	-----	---	---

RESULTS



YEARLY RESULTS

RESULTS

Year	Head Coach	W-L-T	Pts	Opp.	H	A	N	Conf.
1997	Joe Hollis	2-9	201	394	2-3	0-6	-	-
1998	Joe Hollis	4-8	216	385	3-3	1-5	-	-
Big West Conference								
1999	Joe Hollis	4-7	246	332	3-2	1-5	-	2-3
2000	Joe Hollis	1-10	247	410	1-4	0-6	-	1-4
Sun Belt Conference								
2001	Joe Hollis	2-9	177	357	2-4	0-5	-	2-4
2002	Steve Roberts	6-7	259	361	4-2	2-4	0-1	3-3
2003	Steve Roberts	5-7	242	401	3-1	1-6	0-1	3-3
2004	Steve Roberts	3-8	215	365	2-2	1-6	-	3-4
2005	Steve Roberts	2-6#	294	303	1-0	1-4	0-2	5-2#
2006	Steve Roberts	0-6	182	289	0-1	0-4	0-1	4-3#
2007	Steve Roberts	5-7	291	331	5-1	0-6	-	3-4
2008	Steve Roberts	6-6	182	289	4-1	2-5	-	4-3
2009	Steve Roberts	4-8	272	279	3-2	1-6	-	3-5
2010	Steve Roberts	4-8	360	369	3-2	1-6	-	4-4
2011	Hugh Freeze	10-3	422	270	6-0	4-2	0-1	8-0
2012	Gus Malzahn	10-3	454	318	5-1	4-2	1-0	7-1
2013	Bryan Harsin	8-5	379	340	5-1	2-4	1-0	5-2
2014	Blake Anderson	7-6	477	396	5-1	2-4	0-1	5-3
2015	Blake Anderson	9-4	520	393	5-1	4-2	0-1	8-0
2016	Blake Anderson	8-5	355	279	4-2	3-3	1-0	7-1
2017	Blake Anderson	7-5	454	309	4-1	3-3	0-1	6-2
2018	Blake Anderson	8-5	394	333	4-2	3-3	1-0	5-3
2019	Blake Anderson	8-5	438	444	4-2	3-3	1-0	5-3
2020	Blake Anderson	4-7	362	409	3-2	1-5	0-0	2-6
2021	Butch Jones	2-10	303	463	1-5	1-5	0-0	1-7
Totals		487-510-37						

4 wins in 2005 and 6 wins in 2006 later vacated due to NCAA sanctions. Actual on-field record for both seasons was 6-6. Actual all-time on field record is 493-502-37. Shading reflects conference champion

YEAR-BY-YEAR RESULTS



1911 1-1

Head Coach: F.T. Parks

Paragould H.S.	6-11, L
Paragould H.S.	6-0, W

1912 3-1

Head Coach: F.T. Parks

Memphis CBC	6-20, L
Paragould H.S.	7-0, W
Corning H.S.	6-0, W
Paragould H.S.	20-0, W

1913 3-1-1

Head Coach: Clint Young

Lyon College	69-0, W
Memphis CBC	0-0, T
Hendrix	0-30, L
Memphis U School	21-0, W
Memphis All-Stars	67-0, W

1914 4-3

Head Coach: E.W. Brannon

O3 at Ole Miss	0-20, L
O24 Hendrix	0-48, L
Lyon College	6-0, W
Henderson State	7-0, W
Memphis CBC	48-0, W
Southwestern	6-20, L
O27 Memphis	18-6, W

1915 4-1-1

Head Coach: E.W. Brannon

O1 at Ole Miss	10-0, W
O8 at Memphis	41-0, W
Paragould Bus.	26-0, W*
O22 Henderson State	0-0, T
N5 Ouachita Baptist	7-13, L
N27 Southern Illinois	16-0, W

** - game called at end of 1st Qtr*

1916 4-3

Head Coach: E.W. Brannon

O7 at Ole Miss	0-20, L
O13 Lyon College	6-0, W
O28 at Central Arkansas	0-19, L
N3 Union	19-0, W
Southeast Missouri	13-0, W
N20 Ouachita Baptist	7-12, L
N30 at Memphis	27-0, W

1917 4-2-1

Head Coach: E.W. Brannon

O6 Ole Miss	0-0, T
O12 Union	18-0, W
O19 at Memphis	19-0, W
Southeast Missouri	0-14, L
N2 Central Arkansas	101-0, W
N16 Ouachita Baptist	0-40, L
N29 Lyon College	20-0, W

1918 No Team

1919 2-5

Head Coach: Foy Hammons

O4 at Ole Miss	0-32, L
O17 at Memphis	6-0, W
O24 Central Arkansas	0-8, L
Ouachita Baptist	14-13, W
Camp Pike	7-16, L
Union	0-13, L
Arkansas Tech	0-19, L

1920 3-3

Head Coach: Foy Hammons

O2 at Ole Miss	0-33, L
O11 Memphis	13-0, W
Lyon College	12-19, L
N13 Ouachita Baptist	0-27, L
Union	13-6, W
Camp Pike	18-12, W



YEAR-BY-YEAR RESULTS

RESULTS



1921 Team

1921 3-2-1

Head Coach: Foy Hammons

S30	Lyon College	14-7, W
O8	Little Rock	0-13, L
	Bethel	7-0, W
N11	Memphis	19-0, W
N18	at Central Arkansas	7-13, L
N24	Southeast Missouri	0-0, T

1922 0-7

Head Coach: Tom Dandeleit

S30	Lyon College	0-51, L
O14	Arkansas-Monticello	0-42, L
O20	Central Arkansas	0-82, L
N4	at Arkansas Tech	0-69, L
N18	Little Rock	0-38, L
N24	at Memphis	0-68, L
N30	Southeast Missouri	0-51, L

1923 0-6-1

Head Coach: Tom Dandeleit

S29	Alumni	0-0, T
O6	Saint Louis	0-39, L
O19	at Central Arkansas	0-40, L
O27	Memphis	0-6, L
N9	Lyon College	0-46, L
N16	Arkansas-Monticello	0-27, L
N29	Southeast Missouri	0-6, L

1924 4-4

Head Coach: Bill Stanley

	Alumni	24-0, W
	Mayfield College	12-0, W
O4	at Ole Miss	7-10, L
O10	Central Arkansas	0-14, L
O24	at Southern Arkansas	33-0, W
	at Arkansas-Monticello	19-12, W
N18	Lyon College	0-7, L
N27	Southeast Missouri	0-13, L

1925 4-3-1

Head Coach: Herbert Schwartz

S26	at Ole Miss	0-53, L
O9	Memphis	19-0, W
O17	Rhodes	6-13, L
O23	Hendrix	0-46, L
O31	Southern Arkansas	27-0, W
N5	Lyon College	0-0, T
N11	at Central Arkansas	12-6, W
N13	Arkansas-Monticello	1-0, W ^F

F - Win by Forfeit



1926 4-3-1

Head Coach: Herbert Schwartz

S25	at Ole Miss	0-28, L
O9	at Memphis	7-0, W
O15	Southern Arkansas	0-20, L
O22	Southern Illinois	0-10, L
O29	Lambuth	13-0, W
N10	at Central Arkansas	0-0, T
N19	at Arkansas-Monticello	26-6, W
N25	Lyon College	14-7, W

1927 4-3

Head Coach: Herbert Schwartz

	Union	6-14, L
	Ouachita Baptist	0-26, L
O21	Southern Illinois	14-0, W
	Southern Arkansas	0-13, L
N5	Memphis	9-6, W
N24	Mayfield College	13-7, W
	Arkansas-Monticello	19-0, W

1928 3-3-1

Head Coach: Herbert Schwartz

S28	ASU Mountain Home	59-0, W
O20	Lambuth	20-6, W
O26	Southern Arkansas	0-22, L
N3	at Memphis	14-19, L
N9	Lyon College	6-6, T
N27	Southeast Missouri	0-12, L
N29	Little Rock	6-0, W

1929 2-5

Head Coach: Herbert Schwartz

S27	Mayfield College	14-0, W
O12	Lambuth	22-0, W
O19	Caruthersville JC	12-13, L
O26	Southern Arkansas	0-39, L
N1	Memphis	0-6, L
N8	Lyon College	13-54, L
N16	Southeast Missouri	0-25, L

1930 1-4-3

Head Coach: Herbert Schwartz

S26	Caruthersville JC	0-0, T
	at Hendrix	0-19, L
O10	UT Martin	7-7, T
O17	at Central Arkansas	0-6, L
N1	at Memphis	13-6, W
N11	Arkansas-Monticello	0-0, T
N21	Southern Arkansas	0-19, L
N27	Lyon College	0-27, L

1931 6-2

Head Coach: Jack Dale

S19	Alumni	6-0, W
S25	Bethel (Tenn.)	34-0, W
O2	Bethel (Ky.)	13-0, W
O9	UT Martin	6-0, W
O16	Central Arkansas	6-18, L
O30	Memphis	14-6, W
N11	Arkansas-Monticello	6-22, L
N20	Southern Arkansas	13-7, W

1932 3-4

Head Coach: Jack Dale

S24	NW Mississippi JC	60-0, W
S30	Hendrix	0-26, L
O7	Central Arkansas	26-0, W
O28	at Southern Arkansas	0-15, L
N2	Memphis	12-6, W
N11	Arkansas-Monticello	0-13, L
N18	Ouachita Baptist	0-13, L

1933 2-4-2

Head Coach: E.T. Renfro

S22	at Hendrix	0-0, T
O6	at Central Arkansas	13-6, W
	Tennessee Tech	0-12, L
O27	Southern Arkansas	12-13, L
N10	Arkansas-Monticello	0-14, L
N17	Ouachita Baptist	6-34, L
N24	Memphis	0-0, T
	Lyon College	3-0, W



YEAR-BY-YEAR RESULTS

RESULTS

1934 2-5-1

Head Coach: Tommie Mills

S29	at Tennessee Tech	0-6, L
O13	at Memphis	0-18, L
O19	Hendrix	6-0, W
O27	at Central Arkansas	0-25, L
N2	Little Rock	0-0, T
N9	Arkansas-Monticello	19-0, W
N23	at Southern Arkansas	6-19, L
N30	at Lyon College	0-12, L

1935 2-7

Head Coach: Tommie Mills

S21	Rhodes	0-38, L
S28	at Southern Illinois	7-0, W
O4	Memphis	18-0, W
O11	UT Martin	0-25, L
O18	Hendrix	0-27, L
O25	Saint Louis	7-46, L
N1	at Arkansas-Monticello	0-28, L
N9	at Central Arkansas	0-27, L
N15	Southern Arkansas	6-7, L

1936 3-5

Head Coach: Leslie Speck

S19	Rhodes	0-44, L
S26	at Southern Illinois	7-3, W
O2	Delta State	6-53, L
O9	UT Martin	7-34, L
O16	at Hendrix	7-28, L
O30	Arkansas-Monticello	7-6, W
N13	at Southern Arkansas	13-6, W
N20	at Central Arkansas	7-14, L

1937 1-5

Head Coach: Leslie Speck

S18	Rhodes	0-67, L
S25	at Delta State	0-28, L
O2	UT Martin	16-7, W
O9	Hendrix	0-51, L
N19	Central Arkansas	0-95, L
	Arkansas-Monticello	0-19, L

1938 3-3

Head Coach: Tommie Mills

O1	Memphis	2-38, L
O7	at UT Martin	7-6, W
O15	Southern Illinois	0-6, L
O22	Hendrix	0-6, L
N5	at Arkansas-Monticello	27-6, W
N11	Arkansas-Monticello	18-6, W

1939 4-3

Head Coach: Bill Adams

S23	NW Mississippi JC	13-0, W
S29	at Memphis	7-6, W
O7	Missouri-Rolla	6-39, L
O14	Southern Illinois	7-0, W
O19	Hendrix	0-20, L
N4	Union	6-20, L
N11	UT Martin	26-13, W

1940 1-4-2

Head Coach: Bill Adams

S20	NW Mississippi JC	6-6, T
S28	Missouri-Rolla	12-44, L
O4	Mississippi Delta CC	7-7, T
O12	Southern Illinois	0-7, L
O26	Austin Peay	13-0, W
N2	Union	0-20, L
N8	UT Martin	7-14, L

1941 0-7


Head Coach: Bill Adams

S26	at Southeast Missouri	0-44, L
S20	Missouri-Rolla	0-46, L
O3	Mississippi Delta JC	0-68, L
O11	Southern Illinois	0-27, L
	Union	0-70, L
O24	at Austin Peay	0-34, L
O31	Southern Arkansas	0-19, L

1942 No Team

1943 No Team

1944 No Team



A-State Hall of Honor member John Koldus on the rush in 1950

1945 2-4-1

Head Coach: J.A. 'Ike' Tomlinson

S22	Southern Illinois	0-6, L
O6	Southern Illinois	6-6, T
O11	at Central Arkansas	18-0, W
	at Mississippi State 'B'	0-43, L
	Henderson State	0-13, L
N16	Central Arkansas	21-0, W
	Illinois Wesleyan	6-27, L

1946 4-3-3

Head Coach: Forrest England

S27	at Southeast Missouri	0-8, L
O5	Bradley	2-26, L
O12	Arkansas-Monticello	13-13, T
O19	at Southern Illinois	14-12, W
O26	Xavier	0-26, L
N2	Illinois Wesleyan	20-0, W
N9	Henderson State	0-0, T
N16	Evansville	6-6, T
N23	Centre College	14-0, W
N28	Central Arkansas	30-12, W

1947 4-2-3

Head Coach: Forrest England

S27	Southeast Missouri	25-0, W
O4	at Western Kentucky	14-14, T
O11	Arkansas-Monticello	28-0, W
O18	at Washington Univ.	14-40, L
O25	Central Arkansas	0-0, T
N1	at Southern Illinois	7-12, L
N8	Pensacola Navy	7-6, W
N17	at Memphis	19-19, T
N22	Centre College	45-0, W

1948 4-4-1

Head Coach: Forrest England

S25	Mississippi College	12-0, W
O2	Western Kentucky	13-12, W
O2	at Delta State	13-13, T
O9	at Kansas State	6-37, L
O16	at Middle Tennessee	7-14, L
O30	at Southern Illinois	27-21, W
N6	Henderson State	34-14, W
N13	Northwestern State	6-41, L
N19	at Memphis	13-34, L



YEAR-BY-YEAR RESULTS

RESULTS

1949 5-4

Head Coach: Forrest England

S24	Mississippi College	7-18, L
O1	Memphis Navy	14-20, L
O8	Ouachita Baptist	14-0, W
O15	Middle Tennessee	14-25, L
O22	at Delta State	7-6, W
N5	at Henderson State	28-6, W
N12	Memphis	7-61, L
N18	Missouri Valley	7-6, W
N24	Union	13-7, W

1950 6-3

Head Coach: Forrest England

Home: 3-1 | Away: 3-2

S23	at Mississippi State	0-67, L
O7	at Ouachita State	20-0, W
O14	Delta State	6-19, L
O21	North Alabama	27-0, W
O28	Southern Illinois	46-0, W
N3	at Missouri Valley	21-20, W
N11	at Memphis	7-60, L
N18	Henderson State	27-13, W
N23	at Union	46-0, W

1951 10-2

Head Coach: Forrest England

Home: 4-0 | Away: 5-1 | Neutral: 1-1

S15	Memphis Navy	34-0, W
S22	at Mississippi State	0-32, L
S29	at Arkansas Tech	46-6, W
O6	at Delta State	43-0, W
O13	North Alabama	35-13, W
O20	at Troy	39-0, W
O27	Corry Field^	53-0, W
N11	Pittsburg State	35-0, W
N17	at Henderson State	37-0, W
N24	at Southern Illinois	68-0, W

REFRIGERATOR BOWL - EVANSVILLE, IND.

D2 Camp Breckinridge 46-12, W

TANGERINE BOWL - HATTIESBURG, MISS.

J1 Stetson 20-35, L

^ game played in Blytheville, Ark.

1952 8-3

Head Coach: Forrest England

Home: 4-1 | Away: 4-1 | Neutral: 0-1

S13	at Memphis Navy	39-0, W
S20	Ohio Northern	47-0, W
S27	Ellington AFB	48-0, W
O4	at Mississippi State	14-41, L
O11	at North Alabama	28-7, W
O18	Tennessee Tech	13-21, L
O25	Lewis College	42-0, W
N1	at Southern Arkansas	34-0, W
N8	at Pittsburg State	26-7, W
N15	Emporia State	41-7, W

REFRIGERATOR BOWL - EVANSVILLE, IND.

D2 Western Kentucky 19-34, L

1953 8-0-2

Head Coach: Forrest England

Home: 4-0-1 | Away: 4-0 | Neutral: 0-0-1

S26	Abilene Christian	19-7, W
O3	at Emporia State	38-19, W
O10	North Alabama	13-13, T
O17	Louisiana	13-12, W
O24	at Lewis College	34-0, W
O31	at Southern Arkansas	49-0, W
N7	at Memphis	20-0, W
N14	at Tennessee Tech	14-7, W
N21	Nebraska-Kearney	32-0, W

TANGERINE BOWL - OXFORD, MISS.

J1 Texas A&M-Commerce 7-7, T

1954 1-8

Head Coach: Glenn Harmeson

Home: 1-4 | Away: 0-4

S25	Lewis College	25-7, W
O2	at Mississippi State	13-46, L
O9	at North Alabama	7-26, L
O16	at Louisiana	2-36, L
O23	Southeastern	0-51, L
O30	at Memphis	7-26, L
N6	Austin College	20-61, L
N13	Tennessee Tech	0-47, L
N20	Abilene Christian	0-53, L



Kays Field in 1959; home of A-State football until 1974

1955 6-3

Head Coach: Gene Harlow

Home: 2-2 | Away: 4-1

S24	Lewis College	41-6, W
O8	North Alabama	7-12, L
O15	Murray State	6-13, L
O22	at Southeastern	21-12, W
O29	at Memphis	21-20, W
N5	at Austin College	40-19, W
N12	at Tennessee Tech	27-20, W
N19	at Austin Peay	6-19, L
N24	Arkansas Tech	33-6, W

1956 5-4

Head Coach: Gene Harlow

Home: 3-1 | Away: 2-3

S29	Concordia (Neb.)	56-0, W
O6	at North Alabama	39-13, W
O13	Louisiana Tech	21-13, W
O20	at Mississippi State	9-19, L
O27	at Murray State	28-27, W
N3	at Memphis	0-34, L
N10	Tennessee Tech	6-26, L
N17	Austin Peay	27-13, W
N23	at Arkansas Tech	7-25, L

1957 4-5

Head Coach: Gene Harlow

Home: 3-1 | Away: 1-4

S28	at Southern Illinois	13-6, W
O5	North Alabama	15-13, W
O12	at Mississippi State	13-47, L
O19	SE Oklahoma	32-7, W
O26	at Louisiana Tech	19-25, L
N2	Murray State	27-20, W
N9	at Memphis	0-34, L
N16	at Tennessee Tech	6-7, L
N22	Arkansas Tech	13-21, L

1958 4-5

Head Coach: Hugh Taylor

Home: 2-2 | Away: 2-3

S27	Louisiana Tech	7-14, L
O4	at North Alabama	0-19, L
O11	Tampa	14-20, L
O18	at Mississippi State	0-38, L
O25	Austin Peay	16-0, W
N1	at Murray State	20-14, W
N8	Southern Arkansas	48-13, W
N15	at 18 Florida	7-51, L
N22	at Arkansas Tech	50-7, W

RESULTS



YEAR-BY-YEAR RESULTS

RESULTS

1959 3-6

Head Coach: Hugh Taylor

Home: 3-2 | Away: 0-4

S19	ULM	15-0, W
S26	at Louisiana Tech	0-35, L
O3	North Alabama	14-16, L
O10	at Mississippi State	14-49, L
O24	Western Illinois	19-22, L
O31	Murray State	36-18, W
N7	at Tampa	13-14, L
N14	at Tennessee Tech	6-54, L
N21	Central Missouri	54-6, W

1960 4-5

Head Coach: King Block

Home: 2-2 | Away: 2-3

S17	at ULM	7-13, L
S24	Louisiana Tech	7-3, W
O1	at North Alabama	19-0, W
O8	at Mississippi State	9-29, L
O22	at Montana State	6-27, L
O29	at Murray State	27-14, W
N5	Southern Miss	14-13, W
N12	Tennessee Tech	6-17, L
N19	The Citadel	21-22, L

1961 3-6

Head Coach: Hugh Taylor

Home: 2-2 | Away: 1-4

S16	at South Dakota	21-9, W
S23	at Louisiana Tech	8-47, L
S30	North Alabama	14-6, W
O7	Montana State	6-9, L
O14	at Mississippi State	0-38, L
O21	at Southern Miss	0-20, L
O28	Murray State	22-14, W
N11	UW-Whitewater	7-8, L
N18	at The Citadel	6-28, L

1962 6-3

Head Coach: Hugh Taylor

Home: 4-1 | Away: 2-2

S22	at South Dakota State	9-7, W
S29	at North Alabama	23-14, W
O6	St. Mary (Kan.)	34-14, W
O13	Mississippi College	20-0, W
O20	The Citadel	14-7, W
O27	at Murray State	9-14, L
N3	Southern Miss	7-20, L
N10	at Tennessee Tech	12-20, L
N17	South Dakota	18-0, W

1963 2-6

Head Coach: Bennie Ellender

Home: 2-4 | Away: 0-2

S21	Tennessee Tech	0-42, L
S28	North Alabama	14-12, W
O5	St. Mary (Kan.)	68-7, W
O19	at The Citadel	9-10, L
O26	at Southern Miss	0-25, L
N2	Murray State	33-34, L
N9	Delta State	21-27, L
N16	South Dakota State	14-17, L

1964 7-0-2 / 2-0-2 Southland

Head Coach: Bennie Ellender

Home: 3-0-1 | Away: 4-0-1

S19	Tennessee Tech	27-0, W
S26	at North Alabama	10-7, W
O3	at Stephen F. Austin	17-6, W
O10	at UT Arlington*	7-7, T
O17	Trinity*	35-13, W
O24	at Abilene Christian*	21-7, W
O31	at Murray State	17-8, W
N7	Delta State	7-6, W
N14	Lamar*	7-7, T



The 1968 team was the first squad to compete in three consecutive bowl games

1965 6-3 / 1-3 Southland
Head Coach: Bennie Ellender

Home: 4-1 | Away: 2-2

S18	at Tennessee Tech	12-7, W
S25	North Alabama	33-12, W
O2	Stephen F. Austin	3-0, W
O9	at Lamar*	7-20, L
O16	at The Citadel	14-0, W
O23	Abilene Christian*	35-13, W
O30	Murray State	27-13, W
N13	UT Arlington*	12-27, L
N20	at Trinity*	14-15, L

1966 7-2 / 2-2 Southland
Head Coach: Bennie Ellender

Home: 3-1 | Away: 4-1

S17	Tennessee Tech	49-13, W
S24	at North Alabama	27-7, W
O8	Louisiana Tech	26-13, W
O15	at Murray State	44-0, W
O22	at Abilene Christian*	33-22, W
O29	Lamar*	0-17, L
N5	at Louisiana	17-14, W
N12	at UT Arlington*	6-16, L
N19	Trinity*	20-7, W

1967 4-5 / 2-2 Southland
Head Coach: Bennie Ellender

Home: 2-2 | Away: 2-2 | Neutral: 0-1

S23	Western Michigan	21-8, W
S30	at Tennessee Tech	15-7, W
O7	The Citadel [^]	7-20, L
O14	at Louisiana Tech	3-6, L
O21	Abilene Christian*	24-14, W
O28	at Lamar*	23-28, L
N4	Louisiana	6-7, L
N11	UT Arlington*	14-16, L
N18	at Trinity*	13-10, W

[^] game played in Little Rock, Ark.

1968 7-3-1 / 3-0-1 Southland
Head Coach: Bennie Ellender

Home: 4-0 | Away: 2-2-1 | Neutral: 1-1

S14	at Western Michigan	0-20, L
S21	at Drake	46-14, W
S28	Eastern Michigan	26-7, W
O5	Tennessee Tech	15-12, W
O12	Southeastern	17-7, W
O19	Trinity* [^]	31-14, W
O26	at Abilene Christian*	17-17, T
N2	Lamar*	48-17, W
N9	at Louisiana	9-20, L
N16	at UT Arlington*	22-21, W

PECAN BOWL - FLORENCE, ALA.

D14	North Dakota State	14-23, L
-----	--------------------	----------

[^] game played in Little Rock, Ark.

RESULTS



YEAR-BY-YEAR RESULTS

RESULTS



The 1970 team went undefeated on its way to a college division national championship

1969 8-1-1 / 4-0 Southland

Head Coach: Bennie Ellender

Home: 3-0-1 | Away: 3-1 | Neutral: 2-0

S20	Eastern New Mexico	53-20, W
S27	at The Citadel	10-14, L
O4	at Tennessee Tech	29-22, W
O18	Louisiana [^]	26-0, W
O25	Abilene Christian*	34-22, W
N1	at Lamar*	20-0, W
N8	Drake	21-21, T
N15	UT Arlington*	13-3, W
N22	at Trinity*	27-17, W

PECAN BOWL - ARLINGTON, TEXAS

D13	Drake	29-21, W
-----	-------	----------

[^] game played in Little Rock, Ark.

1970 11-0 / 4-0 Southland

Head Coach: Bennie Ellender

Home: 5-0 | Away: 4-0 | Neutral: 2-0

S19	at Wichita State	53-14, W
S26	at Southeastern	12-3, W
O3	The Citadel [^]	24-7, W
O10	Trinity*	21-14, W
O17	Louisiana Tech	38-17, W
O24	at Abilene Christian*	28-23, W
O31	Lamar*	69-7, W
N7	North Dakota	23-18, W
N14	at UT Arlington*	27-7, W
N21	Southern Illinois	27-3, W

PECAN BOWL - ARLINGTON, TEXAS

D12	Central Missouri	38-21, W
-----	------------------	----------

[^] game played in Little Rock, Ark.

1971 4-4-1 / 1-3-1 Southland

Head Coach: Bill Davidson

Home: 2-1-1 | Away: 1-3 | Neutral: 1-0

S18	at Wichita State	16-14, W
S25	ULM	20-6, W
O9	at Southern Illinois	14-21, L
O16	Louisiana Tech*	27-28, L
O23	Abilene Christian* [^]	35-9, W
N6	Louisiana*	10-10, T
N13	UT Arlington*	28-7, W
N20	at Trinity	11-28, L
N27	at Lamar*	13-24, L

[^] game played in Little Rock, Ark.


1972 3-8 / 1-4 Southland

Head Coach: Bill Davidson

Home: 0-4 | Away: 3-3 | Neutral: 0-1

S9	McNeese State	17-27, L
S16	at Eastern New Mexico	39-7, W
S23	Wichita State	0-6, L
S30	at Louisiana*	21-18, W
O7	at Chattanooga	3-21, L
O14	Louisiana Tech* [^]	17-38, L
O21	at Abilene Christian*	0-3, L
O28	Lamar*	24-26, L
N4	at ULM	14-13, W
N18	Trinity	22-32, L
N25	at UT Arlington*	6-7, L

[^] game played in Little Rock, Ark.



Centennial Bank Stadium during the 1974 season

1973 7-3 / 3-2 Southland

Head Coach: Bill Davidson

Home: 5-0 | Away: 1-3 | Neutral: 1-0

S8	Abilene Christian	56-46, W
S15	Louisiana*	27-13, W
S22	at Wichita State	12-14, L
S29	Indiana State	9-3, W
O13	at Louisiana Tech*	7-23, L
O20	Xavier^	37-0, W
O27	at Lamar*	7-10, L
N3	Illinois State	38-20, W
N10	UT Arlington*	30-14, W
N17	at McNeese State*	26-23, W

^ game played in Little Rock, Ark.

1974 7-3 / 3-2 Southland

Head Coach: Bill Davidson

Home: 5-0 | Away: 1-3 | Neutral: 1-0

S28	Louisiana Tech*	7-20, L
O5	Eastern Michigan	14-7, W
O12	at Illinois State	38-0, W
O19	Lamar*	6-10, L
O26	at Southern Illinois	41-16, W
N2	ULM	17-14, W
N9	at Bowling Green	0-17, L
N16	at UT Arlington*	42-12, W
N23	McNeese State*	22-20, W
N30	at Louisiana*	28-6, W

1975 11-0 / 5-0 Southland

Head Coach: Bill Davidson

Home: 5-0 | Away: 5-0 | Neutral: 1-0

S6	ULM	42-0, W
S13	Idaho	23-6, W
S20	at McNeese State*	24-7, W
S27	at Memphis	29-10, W
O4	Louisiana*	39-17, W
O18	at Cincinnati	14-9, W
O25	at Lamar*	17-0, W
N1	Chattanooga	48-0, W
N8	Southern Illinois^	35-12, W
N22	UT Arlington*	54-7, W
N29	at Louisiana Tech*	30-13, W

^ game played in Little Rock, Ark.

1976 5-6 / 2-3 Southland

Head Coach: Bill Davidson

Home: 3-2 | Away: 2-4

S4	ULM	31-13, W
S12	at San Diego State	14-24, L
S18	at Indiana State	21-31, L
S25	Louisiana Tech*	13-27, L
O2	Northwestern State	44-24, W
O9	at Eastern Michigan	30-32, L
O16	at Southern Illinois	41-10, W
O23	McNeese State*	21-24, L
O30	Lamar*	31-0, W
N6	at Louisiana*	14-23, L
N13	at UT Arlington*	14-13, W



YEAR-BY-YEAR RESULTS

RESULTS

1977 7-4 / 2-3 Southland

Head Coach: Bill Davidson

Home: 3-2 | Away: 4-2

S10	at Drake	31-29, W
S17	at Northwestern State	7-30, L
S24	Southern Illinois	21-6, W
O1	Texas A&M-Commerce	18-17, W
O8	at Lamar*	10-6, W
O15	Louisiana Tech*	7-20, L
O22	at McNeese State*	14-17, L
O29	at ULM	31-20, W
N5	Louisiana*	17-15, W
N12	UT Arlington*	14-44, L
N19	at Southern Miss	14-10, W

1978 7-4 / 4-1 Southland

Head Coach: Bill Davidson

Home: 4-0 | Away: 3-3 | Neutral: 0-1

S2	at Tulsa	20-21, L
S9	Southern Miss^	6-21, L
S16	at ULM	13-21, L
S23	Drake	10-0, W
O7	Northwestern State	23-14, W
O14	at Southern Illinois	26-24, W
O21	McNeese State*	6-3, W
O28	at UT Arlington*	27-7, W
N4	at Louisiana*	16-6, W
N11	at Louisiana Tech*	10-24, L
N18	Lamar*	6-3, W

^ game played in Little Rock, Ark.

1979 4-7 / 1-4 Southland

Head Coach: Larry Lacewell

Home: 2-3 | Away: 2-4

S8	Texas A&M-Commerce	24-14, W
S15	at ULM	17-18, L
S22	Southern Illinois	24-16, W
S29	Louisiana*	9-13, L
O6	at Richmond	24-3, W
O13	at Louisiana Tech*	14-7, W
O20	at McNeese State*	7-10, L
O27	Lamar	10-20, L
N3	UT Arlington*	18-56, L
N10	at Wyoming	14-17, L
N17	at Southern Miss	6-14, L

1980 2-9 / 0-5 Southland

Head Coach: Larry Lacewell

Home: 2-3 | Away: 0-6

S6	UT Martin	29-9, W
S20	ULM	12-35, L
S27	at Kansas State	7-31, L
O4	at Memphis	3-24, L
O11	at Louisiana*	0-3, L
O18	at Southern Miss	0-35, L
O25	McNeese State*	28-36, L
N1	Louisiana Tech*	0-28, L
N8	at Lamar*	22-23, L
N15	at UT Arlington*	14-36, L
N22	Austin Peay	14-9, W

1981 6-5 / 3-2 Southland

Head Coach: Larry Lacewell

Home: 3-2 | Away: 3-3

S12	at ULM	35-13, W
S19	Richmond	20-24, L
S26	at Central Michigan	26-23, W
O3	at Kansas	16-17, L
O10	Louisiana*	14-3, W
O17	Chattanooga	2-3, L
O24	at McNeese State*	7-21, L
O31	at UT Arlington*	10-7, W
N7	Lamar*	16-9, W
N14	at Louisiana Tech*	0-32, L
N21	Tulsa	31-7, W

1982 5-6 / 2-3 Southland

Head Coach: Larry Lacewell

Home: 2-3 | Away: 3-3

S11	at Mississippi State	10-31, L
S18	Chattanooga	13-12, W
S25	at Southern Illinois	35-30, W
O2	at Alabama	7-34, L
O9	at Louisiana	20-13, W
O16	ULM*	21-31, L
O23	McNeese State*	10-21, L
O30	Louisiana Tech*	14-24, L
N6	at Lamar*	20-19, W
N13	UT Arlington*	20-17, W
N27	at Memphis	0-12, L

YEAR-BY-YEAR RESULTS



1983 5-5-1 / 3-3 Southland

Head Coach: Larry Lacewell

Home: 3-2 | Away: 2-2-1 | Neutral: 0-1

S3	UT Martin	31-0, W
S10	Chattanooga	27-14, W
S17	at Texas A&M	0-38, L
S24	at ULM*	7-45, L
O1	Southern Illinois	28-35, L
O8	North Texas*^	0-17, L
O15	Louisiana Tech*	21-7, W
O22	at McNeese State*	24-14, W
O29	UT Arlington*	19-28, L
N12	at Lamar*	24-14, W
N19	at Memphis	14-14, T

^ game played in Little Rock, Ark.

1984 8-4-1 / 4-1 Southland

Head Coach: Larry Lacewell

Home: 5-0-1 | Away: 3-4

S1	at Memphis	2-17, L
S8	at Chattanooga	16-0, W
S15	UT Martin	72-14, W
S22	at Southern Illinois	19-0, W
S29	at Texas A&M	21-22, L
O6	North Texas*	14-9, W
O13	at Louisiana Tech*	10-20, L
O20	McNeese State*	16-16, T
O27	at UT Arlington*	51-21, W
N10	Lamar*	37-13, W
N17	ULM*	38-14, W

I-AA PLAYOFFS

N24	Chattanooga	37-10, W
D1	at Montana State	14-31, L

1985 9-4 / 5-1 Southland

Head Coach: Larry Lacewell

Home: 6-0 | Away: 3-4

A31	at Northwestern State	12-10, W
S7	at Mississippi State	14-22, L
S16	Mississippi College	41-13, W
S21	at Ole Miss	16-18, L
S28	at McNeese State*	13-15, L
O12	North Texas*	56-0, W
O19	Louisiana Tech*	31-13, W
N2	UT Arlington*	13-12, W
N9	Southern Illinois	41-12, W
N16	at Lamar*	21-0, W
N23	at ULM*	31-23, W

I-AA PLAYOFFS

N30	Grambling	10-7, W
D6	at Nevada	23-24, L

1986 12-2-1 / 5-0 Southland

Head Coach: Larry Lacewell

Home: 8-0 | Away: 4-1-1 | Neutral: 0-1

A30	Southern Illinois	22-7, W
S6	Northwestern State	21-0, W
S13	at Memphis	30-10, W
S20	at Ole Miss	10-10, T
S27	Texas A&M-Commerce	44-0, W
O11	at 19 Mississippi State	9-24, L
O18	at Louisiana Tech*	20-17, W
O25	McNeese State*	23-14, W
N8	at North Texas*	43-21, W
N15	Lamar*	56-7, W
N22	ULM*	26-21, W

I-AA PLAYOFFS


N29	Sam Houston State	48-7, W
D6	at Delaware	55-14, W
D13	Eastern Kentucky	24-10, W
D20	Georgia Southern^	21-48, L

^ game played in Tacoma, Wash.



YEAR-BY-YEAR RESULTS

RESULTS



1986 I-AA championship game program and A-State's national runner-up trophy

1987 8-4-1

Head Coach: Larry Lacewell

Home: 4-1 | Away: 4-3-1

S5	Northwestern State	20-23, L
S12	Mississippi College	35-0, W
S19	at Ole Miss	10-47, L
S26	Texas A&M-Commerce	77-22, W
O3	at McNeese State	17-0, W
O17	Louisiana Tech	37-3, W
O24	at Southern Illinois	33-9, W
O31	at Memphis	21-21, T
N7	North Texas	27-20, W
N14	at Lamar	34-20, W
N21	at ULM	21-31, L

I-AA PLAYOFFS

N28	at Jackson State	35-32, W
D5	at Northern Iowa	28-49, L

1988 5-6

Head Coach: Larry Lacewell

Home: 2-2 | Away: 3-4

S3	Delta State	28-15, W
S10	at Memphis	7-9, L
S17	at North Texas	21-49, L
S24	ULM	13-16, L
O1	at Southern Illinois	43-45, L
O8	at Akron	13-12, W
O15	at Ole Miss	22-25, L
O22	Lamar	17-21, L
O29	at Louisiana Tech	31-22, W
N5	Illinois State	28-10, W
N19	at Louisiana	38-21, W

1989 5-6

Head Coach: Larry Lacewell

Home: 2-3 | Away: 3-3

S9	at Memphis	17-13, W
S16	at Ole Miss	31-34, L
S23	North Texas	17-20, L
S30	Southern Illinois	28-23, W
O7	at Lamar	41-31, W
O14	McNeese State	21-16, W
O21	Louisiana Tech	37-40, L
O28	at ULM	7-13, L
N4	Pittsburg State	13-34, L
N11	at Illinois State	21-12, W
N18	at Louisiana	28-29, L

1990 3-7-1

Head Coach: Al Kincaid

Home: 2-1 | Away: 1-6-1

S1	at Memphis	24-24, T
S8	ULM	23-18, W
S15	at Wyoming	27-34, L
S22	at Louisiana Tech	7-40, L
S29	at Southern Illinois	20-17, W
O6	Northwestern State	16-8, W
O13	at Northern Illinois	0-35, L
O20	at 18 Ole Miss	13-42, L
N2	at North Texas	26-35, L
N10	Louisiana	16-17, L
N17	at Toledo	28-43, L



1991 1-10

Head Coach: Al Kincaid

Home: 1-5 | Away: 0-5

A31	at Colorado State	24-38, L
S7	Northwestern State	3-28, L
S14	at Northern Illinois	21-22, L
S21	at Memphis	21-31, L
S28	Louisiana Tech	10-42, L
O5	UCF	20-31, L
O12	at LSU	14-70, L
O19	at Akron	23-28, L
O26	Missouri State	20-37, L
N9	Troy	20-17, W
N16	Louisiana	13-17, L

1992 2-9

Head Coach: Ray Perkins

Home: 1-3 | Away: 1-6

S5	at Toledo	0-49, L
S12	at 13 Oklahoma	0-61, L
S19	Northern Illinois	0-31, L
S26	Southern Illinois	42-38, W
O3	Northwestern State	18-24, L
O10	Troy	7-41, L
O17	at Memphis	7-37, L
O24	at 25 Mississippi State	6-56, L
O31	at Louisiana Tech	0-23, L
N14	at East Carolina	18-35, L
N21	at Louisiana%	20-7, W

% called in 4th Qtr due to lightning

1993 2-8-1 / 1-5 Big West

Head Coach: John Bobo

Home: 2-3 | Away: 0-5-1

S4	at 8 Florida	6-44, L
S11	New Mexico State*	19-22, L
S18	at Northern Illinois*	7-23, L
S25	Southern Illinois	27-6, W
O2	at Louisiana Tech*	3-17, L
O9	at Memphis	3-45, L
O16	Louisiana*	3-19, L
O23	at Mississippi State	15-15, T
N6	ULM	10-42, L
N13	at Pacific*	6-20, L
N20	Nevada*	23-21, W

1994 1-10 / 0-6 Big West

Head Coach: John Bobo

Home: 1-3 | Away: 0-7

S3	at 21 Virginia Tech	7-34, L
S10	at Nevada*	0-18, L
S17	Southern Illinois	41-14, W
S24	at New Mexico State*	17-24, L
O1	at Mississippi State	3-49, L
O8	at Louisiana*	0-26, L
O15	at Memphis	6-15, L
O22	Pacific*	16-30, L
N5	Northern Illinois*	16-38, L
N12	at 10 Colorado State	3-48, L
N19	Louisiana Tech*	14-20, L

1995 6-5 / 3-3 Big West

Head Coach: John Bobo

Home: 5-1 | Away: 1-4

S2	Utah State*	21-17, W
S9	at UNLV*	23-28, L
S16	Southern Illinois	14-9, W
S23	at Louisiana Tech*	25-28, L
S30	at Minnesota	7-55, L
O7	Louisiana*	9-33, L
O14	at 25 Texas Tech	25-63, L
O28	Jacksonville State	37-6, W
N4	San Jose State*	21-7, W
N11	at Northern Illinois*	28-21, W
N18	Mississippi Valley State	55-3, W

1996 4-7

Head Coach: John Bobo

Home: 4-1 | Away: 0-6

A31	at 19 BYU	9-58, L
S7	Austin Peay	24-0, W
S14	at UAB	17-42, L
S21	Northern Illinois	30-31, L
O5	Central Arkansas	17-7, W
O12	at Louisiana	31-42, L
O19	Southeast Missouri	38-9, W
O26	at Ole Miss	21-38, L
N2	at East Carolina	16-34, L
N9	Louisiana Tech	55-38, W
N16	at Nevada	14-66, L



YEAR-BY-YEAR RESULTS

RESULTS

1997 2-9

Head Coach: Joe Hollis

Home: 2-3 | Away: 0-6

A30	at Georgia	7-38, L
S13	Central Arkansas	36-35, W
S20	Southern Utah	24-34, L
S27	at 14 Virginia Tech	0-50, L
O4	Louisiana	38-41, L
O11	at Memphis	9-38, L
O18	at Louisiana Tech	14-42, L
O25	at New Mexico State	20-34, L
N1	at Miami (Fla.)	10-42, L
N8	Missouri State	35-27, W
N22	UAB	7-13, L

1998 4-8

Head Coach: Joe Hollis

Home: 3-3 | Away: 1-5

S5	at Minnesota	14-17, L
S12	at 7 LSU	6-42, L
S19	Missouri State	28-24, W
S26	at Hawaii	20-0, W
O3	New Mexico State	34-31 ^{OT} , W
O10	Idaho	14-52, L
O17	at Louisiana	19-21, L
O24	at Ole Miss	17-30, L
O31	at Memphis	19-35, L
N7	Louisiana Tech	21-69, L
N14	ULM	17-13, W
N21	Cincinnati	7-51, L

1999 4-7 / 2-3 Big West

Head Coach: Joe Hollis

Home: 3-2 | Away: 1-5

S4	at Illinois	3-41, L
S11	at Ole Miss	14-38, L
S18	at Memphis	26-31, L
S25	TCU	21-24, L
O2	Sam Houston State	45-20, W
O9	at Utah State*	14-20, L
O16	Idaho*	24-30 ^{OT} , L
O23	at North Texas*	14-10, W
O30	Louisiana*	31-27, W
N6	at Boise State*	10-63, L
N13	Nevada	44-28, W

2000 1-10 / 1-4 Big West

Head Coach: Joe Hollis

Home: 4-1 | Away: 4-3-1

S2	at NC State	31-38 ^{2OT} , L
S9	at 20 Oklahoma	7-45, L
S16	Memphis	17-19, L
S23	at 18 TCU	3-52, L
S30	Richmond	27-30, L
O7	at Ole Miss	10-35, L
O14	at Idaho*	25-42, L
O21	New Mexico State*	29-35 ^{OT} , L
O28	at Utah State*	31-44, L
N4	Boise State*	14-42, L
N11	North Texas*	53-28, W

2001 2-9 / 2-4 Sun Belt

Head Coach: Joe Hollis

Home: 2-4 | Away: 0-5

S1	at Georgia	17-45, L
S8	at Baylor	3-24, L
S22	Jacksonville State	28-31, L
O6	Ole Miss	17-35, L
O13	Louisiana*	26-20, W
O20	at North Texas*	0-45, L
O27	Idaho*	34-31, W
N3	at Middle Tennessee*	6-54, L
N10	at New Mexico State*	17-28, L
N17	ULM*	7-16, L
N22	Nicholls	22-28, L

2002 6-7 / 3-3 Sun Belt

Head Coach: Steve Roberts

Home: 4-2 | Away: 2-4 | Neutral: 0-1

A25	at 16 Virginia Tech	7-63, L
A31	San Jose State [^]	14-33, L
S7	Tulsa	21-19, W
S14	at Illinois	7-59, L
S21	at ULM*	33-21, W
S28	UT Martin	30-10, W
O5	Middle Tennessee*	13-7, W
O12	at 25 Ole Miss	17-52, L
O19	North Texas*	10-13, L
O26	New Mexico State*	21-26, L
N2	Southern Utah	38-16, W
N9	at Louisiana*	10-13, L
N16	at Idaho*	38-29, W

[^] game played in Little Rock, Ark.

YEAR-BY-YEAR RESULTS



2003 5-7 / 3-3 Sun Belt

Head Coach: Steve Roberts

Home: 3-1 | Away: 1-6 | Neutral: 1-0

A30	at Texas A&M	11-26, L
S6	UT Martin	63-6, W
S13	Southeast Missouri	21-3, W
S20	at Tulsa	7-54, L
S27	at Memphis	16-38, L
O4	ULM* [^]	44-41, W
O11	at Ole Miss	0-55, L
O25	at Utah State*	0-49, L
N1	at New Mexico State*	28-24, W
N8	Idaho*	24-23, W
N15	at North Texas*	14-58, L
N20	Middle Tennessee*	14-24, L

[^] game played in Little Rock, Ark.

2004 3-8 / 3-4 Sun Belt

Head Coach: Steve Roberts

Home: 2-2 | Away: 1-6

S4	at 18 Missouri	20-52, L
S11	at 6 LSU	3-53, L
S18	25 Memphis	35-47, L
S25	at ULM*	28-21, W
O2	at Ole Miss	21-28, L
O9	at Middle Tennessee*	17-45, L
O16	Troy*	13-9, W
O23	at Louisiana*	24-27, L
N6	at Idaho*	31-45, L
N11	Utah State*	16-7, W
N18	North Texas*	7-31, L

2005 2-6* / 5-2* Sun Belt

Head Coach: Steve Roberts

Home: 4-1 | Away: 4-3-1

S3	Missouri [^]	17-44, L
S10	UT Martin	56-7, W#
S17	at Oklahoma State	10-20, L
S24	FIU*	66-24, W#
O1	at ULM*	27-31, L
O13	Louisiana*	39-36, W#
O22	Florida Atlantic*	3-0 ^{OT} , W#
N5	at Middle Tennessee*	7-45, L
N12	Troy*	9-3, W
N19	at Army	10-38, L
N26	at North Texas	31-24, W

NEW ORLEANS BOWL - LAFAYETTE, LA.

D20	Southern Miss	19-31, L
-----	---------------	----------

[^] game played in Kansas City, Mo.

[#] 4 wins vacated due to NCAA sanctions.

Actual on-field record was 6-6 overall

2006 0-6* / 4-3* Sun Belt

Head Coach: Steve Roberts

Home: 0-1 | Away: 0-4 | Neutral: 0-1

S2	Army	14-6, W#
S9	Oklahoma State [^]	7-35, L
S23	at SMU	9-55, L
S30	at FIU*	31-6, W#
O7	ULM*	10-6, W#
O14	at Memphis	26-23, W#
O21	North Texas*	29-10, W#
O28	at Florida Atlantic*	0-29, L
N4	at 6 Auburn	0-27, L
N11	Middle Tennessee*	10-38, L
N18	at Troy	33-26, W#
N25	at Louisiana*	13-28, L

[^] game played in Little Rock, Ark.

[#] 6 wins vacated due to NCAA sanctions.

Actual on-field record was 6-6 overall



YEAR-BY-YEAR RESULTS

RESULTS



Playing its first game as Red Wolves, A-State defeated Texas A&M in 2008

2007 5-7 / 3-4 Sun Belt

Head Coach: Steve Roberts

Home: 5-1 | Away: 0-6

S1	at 4 Texas	13-21, L
S15	SMU	45-28, W
S22	at Tennessee	27-48, L
S27	Memphis	35-31, W
O6	at ULM*	13-30, L
O13	Louisiana*	52-21, W
O20	at Middle Tennessee*	7-24, L
O27	Troy*	0-27, L
N3	FIU*	27-24, W
N10	at Florida Atlantic*	31-34, L
N15	North Texas*	31-27, W
N24	at Southern Miss	10-16, L

2008 6-6 / 4-3 Sun Belt

Head Coach: Steve Roberts

Home: 4-1 | Away: 2-5

A30	at Texas A&M	18-14, W
S6	Texas Southern	83-10, W
S13	Southern Miss	24-27, L
S20	Middle Tennessee*	31-14, W
S27	at Memphis	17-29, L
O11	ULM*	37-29, W
O18	at Louisiana*	23-28, L
N1	at 2 Alabama	0-35, L
N8	at FIU*	21-22, L
N22	Florida Atlantic*	28-14, W
N29	at North Texas*	33-28, W
D6	at Troy*	9-35, L



2009 4-8 / 3-5 Sun Belt

Head Coach: Steve Roberts

Home: 3-2 | Away: 1-6

S5	Mississippi Valley State	61-0, W
S12	at 22 Nebraska	9-38, L
S26	Troy*	27-30, L
O3	at 13 Iowa	21-24, L
O13	at ULM*	10-16, L
O24	FIU*	27-10, W
O31	at Louisville	13-21, L
N7	Louisiana*	18-21, L
N14	at Florida Atlantic*	18-35, L
N21	at Middle Tennessee*	14-38, L
N28	North Texas*	30-26, W
D3	at Western Kentucky*	24-20, W

2010 4-8 / 4-4 Sun Belt

Head Coach: Steve Roberts

Home: 3-2 | Away: 1-6

S4	at 21 Auburn	26-52, L
S11	at Louisiana*	24-31, L
S18	ULM*	34-20, W
S25	at Troy*	28-35, L
O2	Louisville	24-34, L
O9	at North Texas*	24-19, W
O16	at Indiana	34-36, L
O23	Florida Atlantic*	37-16, W
N2	Middle Tennessee*	51-24, W
N13	Western Kentucky*	35-36 ^{OT} , L
N20	at Navy	19-35, L
N27	at FIU*	24-31, L

2011 10-3 / 8-0 Sun Belt

Head Coach: Hugh Freeze

Home: 6-0 | Away: 4-2 | Neutral: 0-1

S3	at Illinois	15-33, L
S10	Memphis	47-3, W
S17	at 13 Virginia Tech	7-26, L
S24	Central Arkansas	53-24, W
O1	at Western Kentucky*	26-22, W
O8	at ULM*	24-19, W
O18	FIU*	34-16, W
O29	North Texas*	37-14, W
N5	at Florida Atlantic*	39-21, W
N12	Louisiana*	30-21, W
N19	at Middle Tennessee*	45-19, W
D3	Troy*	45-14, W

GODADDY.COM BOWL - MOBILE, ALA.

J8	Northern Illinois	20-38, L
----	-------------------	----------

2012 10-3 / 7-1 Sun Belt

Head Coach: Gus Malzahn

Home: 5-1 | Away: 4-2 | Neutral: 1-0

S1	at 5 Oregon	34-57, L
S8	Memphis	33-28, W
S15	at Nebraska	13-42, L
S22	Alcorn State	56-0, W
S29	Western Kentucky*	13-26, L
O4	at FIU*	34-20, W
O13	South Alabama*	36-29, W
O23	at Louisiana*	50-27, W
N3	at North Texas*	37-19, W
N8	ULM*	45-23, W
N17	at Troy*	41-34, W
D1	Middle Tennessee*	45-0, W

GODADDY.COM BOWL - MOBILE, ALA.

J6	25 Kent State	17-13, W
----	---------------	----------



YEAR-BY-YEAR RESULTS

RESULTS

2013 8-5 / 5-2 Sun Belt

Head Coach: Bryan Harsin

Home: 5-1 | Away: 2-4 | Neutral: 1-0

A31	Arkansas-Pine Bluff	62-11, W
S7	at Auburn	9-38, L
S12	Troy*	41-34, W
S21	at Memphis	7-31, L
S28	at Missouri	19-41, L
O12	Idaho*	48-24, W
O22	Louisiana*	7-23, L
N2	at South Alabama*	17-16, W
N9	at ULM*	42-14, W
N16	Texas State*	38-21, W
N23	Georgia State*	35-33, W
N30	at Western Kentucky*	31-34, L

GODADDY.COM BOWL - MOBILE, ALA.

J5	Ball State	23-20, W
----	------------	----------

2014 7-6 / 5-3 Sun Belt

Head Coach: Blake Anderson

Home: 5-1 | Away: 2-4 | Neutral: 0-1

A30	Montana State	37-10, W
S6	at Tennessee	19-34, L
S13	at Miami (Fla.)	20-41, L
S20	Utah State	21-14 ^{OT} , W
O4	ULM*	28-14, W
O11	at Georgia State*	52-10, W
O21	at Louisiana*	40-55, L
N1	at Idaho*	44-28, W
N8	South Alabama*	45-10, W
N15	Appalachian State*	32-37, L
N20	at Texas State*	27-45, L
N29	New Mexico State*	68-35, W

GODADDY.COM BOWL - MOBILE, ALA.

J4	Toledo	44-63, L
----	--------	----------

2015 9-4 / 8-0 Sun Belt

Head Coach: Blake Anderson

Home: 5-1 | Away: 4-2 | Neutral: 0-1

S5	at 8 USC	6-55, L
S12	21 Missouri	20-27, L
S19	Missouri State	70-7, W
S26	at Toledo	7-37, L
O3	Idaho*	49-35, W
O13	at South Alabama*	49-31, W
O20	Louisiana*	37-27, W
O31	Georgia State*	48-34, W
N5	at Appalachian State*	40-27, W
N14	at ULM*	59-21, W
N28	at New Mexico State*	52-28, W
D5	Texas State*	55-17, W

NEW ORLEANS BOWL - NEW ORLEANS, LA.

D19	Louisiana Tech	28-47, L
-----	----------------	----------

2016 8-5 / 7-1 Sun Belt

Head Coach: Blake Anderson

Home: 4-2 | Away: 3-3 | Neutral: 1-0

S2	Toledo	10-31, L
S10	at Auburn	14-51, L
S16	at Utah State	20-34, L
S24	Central Arkansas	23-28, L
O5	Georgia Southern*	27-26, W
O15	South Alabama*	17-7, W
O29	ULM*	51-10, W
N3	at Georgia State*	31-16, W
N12	New Mexico State*	41-22, W
N17	at 25 Troy*	35-3, W
N26	at Louisiana*	19-24, L
D3	at Texas State*	36-14, W

CURE BOWL - ORLANDO, FLA.

D17	UCF	31-13, W
-----	-----	----------



2017 7-5 / 6-2 Sun Belt

Head Coach: Blake Anderson

Home: 4-1 | Away: 3-3 | Neutral: 0-1

S2	at Nebraska	36-43, L
S16	Arkansas-Pine Bluff	48-3, W
S23	at SMU	21-44, L
O4	at Georgia Southern*	43-25, W
O14	Coastal Carolina*	51-17, W
O19	Louisiana*	47-3, W
O28	at New Mexico State*	37-21, W
N11	at South Alabama*	19-24, L
N18	Texas State*	30-12, W
N25	at ULM*	67-50, W
D2	Troy*	25-32, L

CAMELLIA BOWL - MONTGOMERY, ALA.

D16	Middle Tennessee	30-35, L
-----	------------------	----------

2018 8-5 / 5-3 Sun Belt

Head Coach: Blake Anderson

Home: 5-1 | Away: 3-3 | Neutral: 0-1

S1	Southeast Missouri	48-21, W
S8	at 1 Alabama	7-57, L
S15	at Tulsa	29-20, W
S22	UNLV	27-20, W
S29	at Georgia Southern*	21-28, L
O9	Appalachian State*	9-35, L
O18	Georgia State*	51-35, W
O27	at Louisiana*	43-47, L
N3	South Alabama*	38-14, W
N10	at Coastal Carolina*	44-16, W
N17	ULM*	31-17, W
N24	at Texas State*	33-7, W

ARIZONA BOWL - TUCSON, ARIZ.

D29	Nevada	13-16 ^{OT} , L
-----	--------	-------------------------

2019 8-5 / 5-3 Sun Belt

Head Coach: Blake Anderson

Home: 4-2 | Away: 3-3 | Neutral: 1-0

A31	SMU	30-37, L
S7	at UNLV	43-17, W
S14	at 3 Georgia	0-55, L
S21	Southern Illinois	41-28, W
S28	at Troy*	50-43, W
O5	at Georgia State*	38-52, L
O17	Louisiana*	20-37, L
O26	Texas State*	38-14, W
N2	at ULM*	48-41, W
N16	Coastal Carolina*	28-27, W
N23	Georgia Southern*	38-33, W
N29	at South Alabama*	30-34, L

CAMELLIA BOWL - MONTGOMERY, ALA.

D21	FIU	34-26, W
-----	-----	----------

2020 4-7 / 2-6 Sun Belt

Head Coach: Blake Anderson

Home: 3-2 | Away: 1-5

S5	at Memphis	24-37, L
S12	at Kansas State	35-31, W
O3	at Coastal Carolina*	23-52, L
O10	Central Arkansas	50-27, W
O15	Georgia State*	59-52, W
O22	at Appalachian State*	17-45, L
O31	Troy*	10-38, L
N7	at Louisiana*	20-27, L
N21	at Texas State*	45-47, L
N28	South Alabama*	31-38, L
D5	ULM*	48-15, W



YEAR-BY-YEAR RESULTS

RESULTS

2021 2-10 / 1-7 Sun Belt

Head Coach: Butch Jones

Home: 1-5 | Away: 1-5

S4	Central Arkansas	40-21, W
S11	Memphis	50-55, L
S18	at Washington	3-52, L
S25	at Tulsa	34-41, L
O2	at Georgia Southern*	33-59, L
O7	15 Coastal Carolina*	20-52, L
O21	Louisiana*	27-28, L
O30	at South Alabama*	13-31, L
N6	Appalachian State*	14-48, L
N13	at ULM*	27-24, W
N20	at Georgia State*	20-28, L
N27	Texas State*	22-24, L

BY THE DECADE RESULTS



RESULTS

1911-1919 (25-17-3, .589) **Points**

Home: N/A Less than 10: 7-17-3
 Away: N/A 10-20: 10-0-0
 Neutral: N/A 21-30: 3-0-0
 31-40: 0-0-0
 More than 40: 5-0-0

1920-29 (27-39-5, .416) **Points**

Home: N/A Less than 10: 5-35-5
 Away: N/A 10-20: 16-4-0
 Neutral: N/A 21-30: 4-0-0
 31-40: 1-0-0
 More than 40: 1-0-0

1930-39 (27-42-6, .400) **Points**

Home: N/A Less than 10: 10-41-6
 Away: N/A 10-20: 12-1-0
 Neutral: N/A 21-30: 3-0-0
 31-40: 1-0-0
 More than 40: 1-0-0

1940-49 (20-28-10, .431) **Points**

Home: N/A Less than 10: 3-23-6
 Away: N/A 10-20: 9-5-4
 Neutral: N/A 21-30: 6-0-0
 31-40: 1-0-0
 More than 40: 1-0-0

1950-59 (55-39-2, .590) **Points**

Home: 29-14-1 Less than 10: 0-25-1
 Away: 25-23-0 10-20: 10-14-1
 Neutral: 1-2-1 21-30: 13-0-0
 31-40: 15-0-0
 More than 40: 17-0-0

1960-69 (54-34-4, .609) **Points**

Home: 29-13-2 Less than 10: 4-23-2
 Away: 22-19-2 10-20: 21-7-1
 Neutral: 3-2-0 21-30: 17-3-1
 31-40: 7-1-0
 More than 40: 6-0-0

1970-79 (66-39-1, .627) **Points**

Home: 34-12-1 Less than 10: 3-15-0
 Away: 26-25-0 10-20: 16-17-1
 Neutral: 6-2-0 21-30: 24-7-0
 31-40: 13-0-0
 More than 40: 10-0-0

1980-89 (65-51-4, .558) **Points**

Home: 37-16-1 Less than 10: 1-18-0
 Away: 28-33-3 10-20: 17-18-3
 Neutral: 0-2-0 21-30: 19-12-1
 31-40: 16-2-0
 More than 40: 12-1-0

1990-99 (29-80-2, .270) **Points**

Home: 24-25-0 Less than 10: 0-33-0
 Away: 5-55-2 10-20: 9-28-1
 Neutral: 0-0-0 21-30: 8-17-1
 31-40: 6-2-0
 More than 40: 6-0-0

2000-09 (34-74-0*, .315) **Points**

Home: 25-18-0 Less than 10: 1-23-0
 Away: 8-52-0 10-20: 4-31-0
 Neutral: 1-4-0 21-30: 12-15-0
 31-40: 10-5-0
 More than 40: 7-0-0

** 10 wins (4 in 2005, 6 in 2006) vacated due to NCAA sanctions. Actual on-field record for decade is 44-74-0 (.373). Actual on-field H/A/N record for decade is 32-18-0 (Home), 11-52-0 (Away) and 1-4-0 (Neutral)*

2010-19 (79-49-0, .617) **Points**

Home: 46-12 Less than 10: 0-9-0
 Away: 29-32 10-20: 3-16-0
 Neutral: 4-5 21-30: 12-14-0
 31-40: 25-8-0
 More than 40: 39-2-0

2020-21 (6-17, .261) **Points**

Home: 4-7 Less than 10: 0-1-0
 Away: 2-10 10-20: 0-7-0
 Neutral: 0-0 21-30: 1-4-0
 31-40: 2-3-0
 More than 40: 3-2-0



HOMECOMING GAME RESULTS

RESULTS

Year	Opponent	Result	Queen
1921	Central Arkansas	6-13, L	
1922	Arkansas Tech	0-69, L	AG McGill*
1923	ASU Alumni	0-0, T	Jewell Smith*
1924	ASU Alumni	24-0, W	Mae Nichols*
1925	Central Arkansas	12-6, W	Amelia Griffin*
1926	Lyon College	14-7, W	
1927	Mayfield College	12-0, W	Elizabeth Altman
1928	Little Rock	6-0, W	
1929	Lyon College	13-54, L	Martha Little
1930	Lyon College	0-27, L	Eila McElyea
1931	Southern Arkansas	13-7, W	GM Graves
1932	Arkansas-Monticello	0-13, L	Dorothy Matthews
1933			
1934			Nina Crockett
1935	Arkansas-Monticello	10-0, W	M. McGlasson
1936	Southern Arkansas	13-6, W	Lucie Mai Weaver
1937	UT Martin	7-16, L	Arlene Bullard
1938	Hendrix	0-6, L	Maggie Hogue
1939	Southern Illinois	7-0, W	Mildred Hout
1940	Austin Peay	13-0, W	B. Lawhon, H. Sturdivant
1946	Illinois Wesleyan	20-0, W	Doris Harding
1947	Central Arkansas	0-0, T	Betty Blackwood
1948	Henderson State	32-14, W	Jonny Bogess
1949	Delta State	7-6, W	Shirley Swaim
1950	Henderson State	27-13, W	Mary Dean
1951	North Alabama	35-13, W	Sue Tyler
1952	Lewis College	42-0, W	Nancy Cunningham
1953	Southern Arkansas	49-0, W	Mary Ann Donaldson
1954	Southeastern	0-51, L	Carolyne Bollinger
1955	Murray State	7-13, L	Ina Lee Wiles
1956	Louisiana Tech	21-13, W	Sue Fitzgerald
1957	SE Oklahoma	32-7, W	Nancy Hubbell
1958	Austin Peay	16-0, W	Gaylene Houck
1959	Murray State	36-18, W	Carol Carr
1960	Southern Miss	14-13, W	Sue Cato
1961	Murray State	22-14, W	Carolyn Cheek
1962	Southern Miss	7-20, L	Bettye Dee Keith
1963	Murray State	33-34, L	Pat Warneke
1964	Delta State	7-6, W	Sue Stewart
1965	Murray State	27-13, W	Betty Steinsiek
1966	Lamar	0-17, L	Lynn Valenteen
1967	Abilene Christian	24-14, W	Ann Smithwick
1968	Lamar	48-17, W	Jennifer Ware
1969	Drake	21-21, T	Maria Stewart
1970	North Dakota	23-18, W	Holly Dodd
1971	UT Arlington	28-7, W	Phoebe Cyrus
1972	Trinity	22-32, L	Tonya Hottel
1973	Illinois State	38-20, W	Veda Bunch
1974	ULM	17-14, W	Marilyn Broadway
1975	Chattanooga	48-0, W	Rene Scaife
1976	Lamar	31-0, W	LaDoris Speights
1977	Louisiana	17-15, W	Christi Flynn
1978	Lamar	6-3, W	Lee Ann Longinotti
1979	Lamar	10-20, L	Debbie Shumaker
1980	McNeese State	28-36, L	Becky Grace
1981	Louisiana	14-3, W	Sandy Statler
1982	McNeese State	10-21, L	Jennifer Green
1983	Louisiana Tech	21-7, W	Brooke Breeding

Year	Opponent	Result	Queen
1984	Lamar	37-10, W	Traci Carlson
1985	UT Arlington	13-12, W	Paula Gibson
1986	Lamar	56-7, W	Leith Mills
1987	North Texas	27-20, W	Fayeth Williams
1988	Illinois State	28-10, W	Kathy Desgranges
1989	Pittsburg State	13-34, L	Michelle Weser
1990	Northwestern State	16-8, W	Michellle Sample
1991	Missouri State	20-37, L	Tammy Thomas
1992	Northwestern State	18-24, L	Mitzi Talkington
1993	Louisiana	3-19, L	Marci Lawrence
1994	Pacific	16-30, L	Molly Mayer
1995	Jacksonville State	37-6, W	Angela Moore
1996	Southeast Missouri	38-9, W	Heather Harrison
1997	Louisiana	38-41, L	Sonja Reddick
1998	New Mexico State	34-31 ^{OT} , W	Jill Babb
1999	Idaho	24-30 ^{PT} , L	Andrea Hyman
2000	Richmond	27-30, L	Lorna Scaife
2001	Jacksonville State	28-31, L	Ellen Morgan
2002	North Texas	10-13, L	Shantell Jackson
2003	Southeast Missouri	21-3, W	Shelley Lumeck
2004	Troy	13-9, W	Lauren Davis
2005	Florida Atlantic	3-0, W	Tiffany Frazier
2006	North Texas	29-10, W	Lacey Hawkins
2007	Louisiana	52-21, W	Amy Smith
2008	Middle Tennessee	31-14, W	Anna Callaway
2009	FIU	27-10, W	Sharnea Diggs
2010	Louisville	24-34, L	Sydney Olinger
2011	North Texas	37-14, W	Candice Biggers
2012	South Alabama	36-29, W	Becca Hutchison
2013	Idaho	48-34, W	Stevie Oberrey
2014	ULM	28-24, W	Ellen Hakenwerth
2015	Idaho	49-35, W	Kaily Nix
2016	South Alabama	17-7, W	Hannah Aldridge
2017	Coastal Carolina	51-17, W	Jasmine Okafor
2018	South Alabama	38-14, W	Stacey Mott
2019	Texas State	38-14, W	Kynlee Cunningham
2020	Central Arkansas	50-27, W	Alexa Floyd
2021	Appalachian State	14-48, L	Maddyson Lamb

Totals 63-30-3

TOP-25 RESULTS



Rank	Record	Last	Rank	Record	Last
1	0-1	2018	14	0-1	2004
2	0-1	2008	15	0-1	2021
3	0-1	2009	16	0-1	2002
4	0-1	2007	17	--	--
5	0-1	2012	18	0-4	2004
6	0-2	2006	19	0-2	1996
7	0-1	1998	20	0-1	2000
8	0-2	2015	21	0-2	2015
9	0-1	1994	22	0-2	2010
10	--	--	23	--	--
11	--	--	24	--	--
12	--	--	25	2-4	2016
13	0-3	2011	Total	2-32	

No. 1

Date	Opponent	Result
9/8/18	at Alabama	7-57, L

No. 2

Date	Opponent	Result
11/1/08	at Alabama	0-35, L

No. 3

Date	Opponent	Result
9/14/19	at Georgia	0-55, L

No. 4

Date	Opponent	Result
9/1/07	at Texas	13-21, L

No. 5

Date	Opponent	Result
9/1/12	at Oregon	34-57, L

No. 6

Date	Opponent	Result
11/4/06	at Auburn	0-27, L
9/11/04	at LSU	3-53, L

No. 7

Date	Opponent	Result
9/12/98	at LSU	6-42, L

No. 8

Date	Opponent	Result
9/5/15	at USC	6-55, L
9/4/93	at Florida	6-44, L

No. 10

Date	Opponent	Result
11/12/94	at Colorado State	3-48, L

No. 13

Date	Opponent	Result
9/17/11	at Virginia Tech	7-26, L
10/3/09	at Iowa	21-24, L
9/12/92	at Oklahoma	0-61, L

No. 14

Date	Opponent	Result
9/27/04	at Virginia Tech	0-50, L

No. 15

Date	Opponent	Result
10/7/21	Coastal Carolina	20-52, L

No. 16

Date	Opponent	Result
8/25/02	at Virginia Tech	7-63, L

No. 18

Date	Opponent	Result
9/4/04	at Missouri	20-52, L
9/23/00	at TCU	3-52, L
10/20/90	at Ole Miss	13-42, L
11/15/58	at Florida	7-51, L

No. 19

Date	Opponent	Result
8/31/96	at BYU	9-58, L
10/11/86	at Mississippi State	9-24, L

No. 20

Date	Opponent	Result
9/9/00	at Oklahoma	7-45, L

No. 21

Date	Opponent	Result
9/12/15	Missouri	20-27, L
9/3/94	at Virginia Tech	7-34, L

No. 22

Date	Opponent	Result
9/4/10	at Auburn	26-52, L
9/12/09	at Nebraska	9-38, L

No. 25

Date	Opponent	Result
11/17/16	at Troy	35-3, W
1/6/13	vs Kent State	17-13, W
9/18/04	Memphis	35-47, L
10/12/02	at Ole Miss	17-52, L
10/14/95	at Texas Tech	25-63, L
10/24/92	at Mississippi State	6-56, L

RESULTS



TOTAL OFFENSE RECORDS

RECORDS INDIVIDUAL SINGLE GAME

MOST PLAYS

Rk	No.	Player vs Opp.	Year
1	76	Fredi Knighten at Texas State	2014
2	74	Justice Hansen vs MTSU	2017
3	72	Justice Hansen at Nebraska	2017
4	68	Ryan Aplin vs Northern Ill.	2011
5	67	Justice Hansen at Louisiana	2016
T6	66	Justice Hansen at Georgia Southern	2018
T6	66	Justice Hansen vs Troy	2017
8	63	Ryan Aplin at Western Kentucky	2011
T9	62	Justice Hansen at South Alabama	2017
T9	62	Roy Johnson vs Louisiana	1990

MOST NET YARDS

Rk	No.	Player vs Opp.	Year
1	549	Justice Hansen at ULM	2017
2	489	Justice Hansen vs Troy	2017
T3	454	Justice Hansen vs SEMO	2018
T3	454	Ryan Aplin at Troy	2012
5	449	Fredi Knighten vs NM State	2014
T6	442	Layne Hatcher at ULM	2021
T6	442	Ryan Aplin at Louisiana	2010
8	440	Justice Hansen at Louisiana	2016
9	419	Justice Hansen vs Central Arkansas	2016
10	416	Justice Hansen at Georgia Southern	2018

MOST AVERAGE YARDS PER PLAY

Rk	No.	Player vs Opp.	Year
T1	17.4	Dennis Forrest at Ole Miss	1988
T1	17.4	James Hamilton vs Lamar	1970
3	17.1	Putzer Dayton vs Texas A&M-Commerce	1987
T4	15.4	Reggie Arnold vs Texas Southern	2008
T4	15.4	Brandon Thompkins at Troy	2006
6	14.3	Michael Gordon vs Troy	2013
7	13.1	Earl Easley vs Texas A&M-Commerce	1987
8	12.5	Larry Harris at Wyoming	1990

YEAR-BY-YEAR TOTAL OFFENSE LEADERS

Year	Name	Plays	Rush	Pass	Total
1950	Richie Voit	149	759	0	759
1951	Richie Voit	227	1125	0	1125
1952	Richie Voit	207	1250	0	1250
1953	Richie Voit	191	825	49	874
1954	Tommy Spiers	79	-36	368	332
1955	Tommy Spiers	126	5	519	524
1956	Eddie Romeo	111	701	0	701
1957	Bill Caldwell	116	-1	501	500
1958	Bill Caldwell	109	142	388	530
1959	Bill Caldwell	216	322	959	1281
1960	Jim McMurray	163	292	344	636
1961	Jim McMurray	142	191	331	522
1962	Sammy Weir	181	418	370	788
1963	Gary Everett	123	55	692	747
1964	Gary Everett	102	85	454	539

1965	Terry Gwin	165	534	292	826
1966	Tim Keane	214	-7	1015	1008
1967	Cecil LaGrone	192	-15	900	885
1968	James Hamilton	317	62	1238	1300
1969	James Hamilton	317	274	1172	1446
1970	James Hamilton	308	101	1622	1723
1971	James Hamilton	265	-56	1351	1295
1972	Stan Winfrey	168	869	0	869
1973	Steve Burks	237	580	407	987
1974	Willie Harris	151	654	0	654
1975	Dennis Bolden	186	1191	0	1191
1976	Leroy Harris	150	1046	0	1046
1977	Kennon Taylor	320	285	1404	1689
1978	Kennon Taylor	292	94	1087	1181
1979	Gene Bradley	320	350	1091	1441
1980	Erven Beasley	84	433	0	433
1981	Tim langford	197	528	345	873
1982	Tim Langford	182	222	534	756
1983	Tim Langford	341	573	1156	1729
1984	Dwane Brown	286	500	748	1248
1985	Dwane Brown	334	675	1205	1880
1986	Dwane Brown	256	567	862	1429
1987	Dwane Brown	235	450	665	1115
1988	Earl Easley	242	861	169	1030
1989	Roy Johnson	312	925	941	1866
1990	Roy Johnson	388	380	1561	1941
1991	Roy Johnson	433	782	1747	2529
1992	Tom Sears	232	100	1159	1259
1993	Johnny Covington	242	-5	1069	1064
1994	Johnny Covington	213	-11	830	819
1995	Johnny Covington	395	-30	2127	2097
1996	Jeremie Watkins	236	-43	1481	1433
1997	Cleo Lemon	262	-62	1452	1390
1998	Cleo Lemon	454	-241	2721	2480
1999	Cleo Lemon	263	-94	1569	1475
2000	Cleo Lemon	350	-48	1964	1916
2001	Jonathan Adams	234	1004	0	1004
2002	Elliot Jacobs	340	193	1751	1944
2003	Elliot Jacobs	325	217	1537	1754
2004	Nick Noce	403	249	2115	2364
2005	Nick Noce	407	236	2052	2288
2006	Corey Leonard	338	331	1321	1652
2007	Corey Leonard	520	547	2735	2782
2008	Corey Leonard	463	516	2347	2863
2009	Corey Leonard	283	174	1416	1590
2010	Ryan Aplin	548	477	2939	3416
2011	Ryan Aplin	637	588	3588	4176
2012	Ryan Aplin	510	438	3342	3780
2013	Adam Kennedy	468	524	2363	2887
2014	Fredi Knighten	643	779	3277	4056
2015	Fredi Knighten	390	396	1835	2231
2016	Justice Hansen	419	131	2719	2850
2017	Justice Hansen	622	422	3967	4389
2018	Justice Hansen	567	411	3447	3858
2019	Layne Hatcher	389	46	2946	2992
2020	Layne Hatcher	237	15	2058	2073
2021	Layne Hatcher	392	-54	2423	2369



INDIVIDUAL SINGLE SEASON

MOST PLAYS

Rk	No.	Player	Year
1	643	Fredi Knighten	2014
2	637	Ryan Aplin	2011
3	622	Justice Hansen	2017
4	567	Justice Hansen	2018
5	548	Ryan Aplin	2010
6	520	Corey Leonard	2007
7	510	Ryan Aplin	2012
8	468	Adam Kennedy	2013
9	463	Corey Leonard	2008
10	454	Cleo Lemon	1998

MOST NET YARDS

Rk	No.	Player	Year
1	4389	Justice Hansen	2017
2	4176	Ryan Aplin	2011
3	4056	Fredi Knighten	2014
4	3858	Justice Hansen	2018
5	3780	Ryan Aplin	2012
6	3416	Ryan Aplin	2010
7	2887	Adam Kennedy	2013
8	2863	Corey Leonard	2008
9	2850	Justice Hansen	2016
10	2782	Corey Leonard	2007

MOST AVERAGE YARDS PER PLAY

Rk	No.	Player	Year
1	9.3	Rocky Hayes	2012
2	8.8	Layne Hatcher	2020
3	7.7	Layne Hatcher	2019
T4	7.4	Ryan Aplin	2012
T4	7.4	Lamont Zachery	1996
6	7.2	Derek Lawson	2008
7	7.1	Justice Hansen	2017
T8	7.0	Leroy Harris	1976
T8	7.0	Leroy Harris	1975
10	6.9	Michael Gordon	2014

MOST AVERAGE YARDS PER GAME

Rk	No.	Player	Year
1	365.8	Justice Hansen	2017
2	321.2	Ryan Aplin	2011
3	312.0	Fredi Knighten	2014
4	299.2	Layne Hatcher	2019
5	296.8	Justice Hansen	2018
6	290.8	Ryan Aplin	2012
7	284.7	Ryan Aplin	2010
8	252.9	Corey Leonard	2007
9	238.6	Corey Leonard	2008
10	229.9	Roy Johnson	1991



QB Ryan Aplin (2009-12)

CAREER

MOST PLAYS

Rk	No.	Player	Year
1	1877	Ryan Aplin	2009-12
2	1608	Justice Hansen	2016-18
3	1604	Corey Leonard	2006-09
4	1329	Cleo Lemon	1997-00
5	1238	Roy Johnson	1988-91
6	1207	James Hamilton	1968-71
7	1157	Fredi Knighten	2012-15
8	1111	Dwane Brown	1984-87
9	1,018	Layne Hatcher	2019-21
10	964	Johnny Covington	1992-95

MOST NET YARDS

Rk	No.	Player	Year
1	12,514	Ryan Aplin	2009-12
2	11,097	Justice Hansen	2016-18
3	8,887	Corey Leonard	2006-09
4	7,434	Layne Hatcher	2019-21
5	7,309	Cleo Lemon	1997-00
6	6,986	Fredi Knighten	2012-15
7	6,779	Roy Johnson	1988-91
8	5,764	James Hamilton	1968-71
9	5,672	Dwane Brown	1984-87
10	4,841	Nick Noce	2003-05

RECORDS



TOTAL OFFENSE RECORDS

RECORDS

MOST AVERAGE YARDS PER PLAY

Rk	No.	Player	Year
1	7.5	Johnny Covington	1992-95
2	7.3	Layne Hatcher	2019-21
3	7.0	Leroy Harris	1975-76
4	6.9	Justice Hansen	2016-18
T5	6.7	Michael Gordon	2012-15
T5	6.7	Ryan Aplin	2009-12
T5	6.7	Dennis Forrest	1986-89
8	6.0	Fredi Knighten	2012-15
T9	5.7	Dennis Bolden	1975-76
T9	5.7	Nick Noce	2003-05

MOST AVERAGE YARDS PER GAME

Rk	No.	Player	Year
1	292.0	Justice Hansen	2016-18
2	266.1	Ryan Aplin	2009-12
3	232.3	Layne Hatcher	2019-21
4	201.9	Corey Leonard	2006-09
5	179.3	Nick Noce	2003-05
6	178.3	Cleo Lemon	1997-00
7	170.4	Fredi Knighten	2012-15
8	161.4	Roy Johnson	1988-91
9	151.7	James Hamilton	1968-71
10	143.8	Jeremie Watkins	1996-97

TEAM SINGLE GAME

MOST PLAYS

Rk	No.	Opponent	Year
1	106	at Delta State	1951
T2	98	Memphis	2021
T2	98	Memphis	2012
T2	98	Louisiana	1975
T5	97	Middle Tennessee	2017
T5	97	at Texas State	2014
7	96	Georgia State	2020
8	95	Texas A&M-Commerce	1986
T9	94	Troy	2017
T9	94	Texas State	2017

MOST NET YARDS

Rk	No.	Opponent	Year
1	781	at ULM	2017
2	764	New Mexico State	2014
3	681	Louisiana	2007
4	680	Memphis	2021
5	676	Southeast Missouri	2018
6	672	Arkansas-Pine Bluff	2013
7	670	Texas Southern	2008
8	663	Lamar	1970
9	654	at Texas State	2020
10	646	Central Arkansas	2011

MOST AVERAGE YARDS PER PLAY

Rk	No.	Opponent	Year
1	12.4	Texas Southern	2008
2	10.5	New Mexico State	2014
3	9.5	at ULM	2017
4	9.3	UT Martin	1984
5	9.2	Texas A&M-Commerce	1987
6	8.9	ULM	2020
7	8.8	Alcorn State	2012
8	8.7	Missouri State	2015
T9	8.6	Southeast Missouri	2018
T9	8.6	Texas State	2015

MOST FIRST DOWNS

Rk	No.	Opponent	Year
1	36	at Georgia Southern	2021
2	35	Memphis	2021
T3	34	Georgia State	2020
T3	34	New Mexico State	2014
T3	34	Memphis	2012
T3	34	at Southern Illinois	1982

MOST FIRST DOWNS RUSHING

Rk	No.	Opponent	Year
1	28	at Southern Illinois	1982
2	26	Southern Illinois	1975
3	25	Lamar	1986
T4	24	Northwestern State	1975
T4	24	at Lamar	1989

MOST FIRST DOWNS PASSING

Rk	No.	Opponent	Year
1	28	Georgia State	2020
T2	25	Memphis	2021
T2	25	at Nebraska	2017
T4	21	at Georgia Southern	2021
T4	21	at Texas State	2020
T4	21	at ULM	2017
T4	21	Troy	2017
T4	21	at Western Kentucky	2011
T4	21	Central Arkansas	2011

MOST FIRST DOWNS BY PENALTY

Rk	No.	Opponent	Year
1	7	at Georgia Southern	2021
T2	6	Louisiana	2021
T2	6	Louisiana Tech	2015
T2	6	Louisiana	1990



TEAM SINGLE SEASON

MOST PLAYS

Rk	No.	Year
1	1024	2014
2	1016	2011
3	980	2018
4	975	2017
5	973	2015
6	952	2012
7	947	2013
8	925	2019
9	919	2016
10	874	2021

MOST NET YARDS

Rk	No.	Year
1	6194	2014
2	6098	2018
3	6067	2012
4	5937	2017
5	5822	2011
6	5711	2019
7	5700	2015
8	5378	2020
9	5301	2013
10	4932	2016

MOST AVERAGE YARDS PER PLAY

Rk	No.	Year
1	6.4	2012
2	6.3	2020
T3	6.2	2019
T3	6.2	2018
5	6.1	2017
T6	6.0	2014
T6	6.0	2008
8	5.9	2015
T9	5.7	2011
T9	5.7	2010
T9	5.7	2005

MOST AVERAGE YARDS PER GAME

Rk	No.	Year
1	494.8	2017
2	488.9	2020
3	476.5	2014
4	469.1	2018
5	466.7	2012
6	447.8	2011
7	439.3	2019
8	438.5	2015
9	407.8	2013
10	407.4	1970

MOST FIRST DOWNS

Rk	No.	Year
1	322	2017
2	319	2012
T3	304	2014
T3	304	2011
5	302	2018
6	290	2015
7	287	2019
8	275	2013
9	269	2020
10	262	2010

MOST FIRST DOWNS RUSHING

Rk	No.	Year
1	181	1975
T2	167	1989
T2	167	1986
T4	159	2012
T4	159	1987

MOST FIRST DOWNS PASSING

Rk	No.	Year
1	190	2017
2	170	2020
3	169	2011
4	166	2019
5	163	2021
6	157	2018
7	139	2014
8	137	2012
9	131	2010
10	124	2016

MOST FIRST DOWNS BY PENALTY

Rk	No.	Year
1	35	2021
2	27	2017
T3	26	2020
T3	26	1990
5	25	2019
6	24	2015
T7	23	2012
T7	23	1996
9	22	2018
T10	21	2006
T10	21	1997
T10	21	1995
T10	21	1991

RECORDS



RUSHING RECORDS

RECORDS INDIVIDUAL SINGLE GAME

MOST RUSHES

Rk	No.	Player vs Opp.	Year
1	45	Calvin Harrell vs UT Arlington	1969
2	43	Calvin Harrell vs The Citadel	1970
3	40	Danny Smith at Idaho	2002
4	39	Frank McGuigan at Abilene Christian	1968
T5	38	Larry Lawrence at Southern Illinois	1978
T5	38	Frank McGuigan vs Eastern Mich.	1968

MOST NET YARDS

Rk	No.	Player vs Opp.	Year
1	259	Dennis Bolden at McNeese State	1975

MOST TOUCHDOWNS RUSHING

Rk	No.	Player vs Opp.	Year
T1	7	Steve Burks vs Abilene Christian	1973
T1	7	Clifton Keller vs Central Arkansas	1917
3	5	Michael Gordon at Idaho	2014
T4	4	Ryan Aplin at Florida Atlantic	2011
T4	4	Reggie Arnold vs MS Valley State	2009
T4	4	Danny Smith at Idaho	2002
T4	4	Earl Easley at Southern Illinois	1988
T4	4	Rickey Jemison vs ULM	1984
T4	4	David Hines vs Northwestern State	1975

MOST YARDS PER CARRY

Rk	No.	Player vs Opp.	Year
1	17.4	Dennis Forrest at Ole Miss	1988
2	17.1	Putzer Dayton vs Texas A&M-Commerce	1987
3	16.7	Lamont Zachery vs SEMO	1996
4	16.3	Leroy Harris vs McNeese State	1976
5	15.4	Reggie Arnold vs Texas Southern	2008
6	15.3	Lamont Zachery vs Central Arkansas	1996

LONGEST RUSHING PLAY

Rk	No.	Player vs Opp.	Year
1	92	Dennis Forrest at Ole Miss	1988
T2	91	Michael Gordon vs UAPB	2013
T2	91	Larry Harris at Wyoming	1990
4	85	Leroy Harris vs McNeese State	1976
5	82	Warren Wand at ULM	2017

YEAR-BY-YEAR RUSHING LEADERS

1958	Bill Nailey	50	248	5.0	1
1959	Bill Caldwell	84	322	3.8	5
1960	John Coffey	62	294	4.7	2
1961	Sammy Weir	85	345	4.1	3
1962	Dick Martillo	119	629	5.2	7
1963	Harold Wallin	72	281	3.9	4
1964	Eddie Rickus	85	394	4.6	2
1965	Terry Gwin	110	534	4.9	4
1966	Terry Gwin	135	607	4.5	7
1967	Frank McGuigan	129	488	3.8	2
1968	Frank McGuigan	269	1220	4.5	14

1969	Calvin Harrell	205	824	4.1	9
1970	Calvin Harrell	232	1131	4.8	12
1971	Calvin Harrell	216	961	4.4	4
1972	Stan Winfrey	168	869	5.2	1
1973	David Mitchell	191	968	5.1	6
1974	Willie Harris	150	654	4.4	4
1975	Dennis Bolden	186	1191	6.4	11
1976	Leroy Harris	150	1046	7.0	12
1977	Joe Griffin	115	635	5.5	0
1978	Larry Lawrence	254	1039	4.1	6
1979	Anthony Williams	173	789	4.6	5
1980	Even Beasley	84	433	5.2	2
1981	Maurice Carthon	153	678	4.4	2
1982	Maurice Carthon	144	682	4.7	3
1983	Dwayne Pittman	151	744	4.9	5
1984	Rickey Jemison	177	888	5.0	11
1985	Rickey Jemison	175	918	5.3	5
1986	Rickey Jemison	224	1002	4.5	3
1987	Richard Kimble	146	533	3.7	7
1988	Earl Easley	196	861	4.4	11
1989	Richard Kimble	225	977	4.3	5
1990	Larry Harris	90	490	5.5	3
1991	Roy Johnson	170	782	4.6	12
1992	Jerrold Seymore	103	395	3.8	4
1993	Marquis Williams	250	1060	4.2	5
1994	Corey Walker	175	630	3.6	2
1995	Corey Walker	212	1013	4.8	9
1996	Lamont Zachery	114	846	7.4	4
1997	Lamont Zachery	97	386	4.0	7
1998	Lamont Zachery	122	558	4.6	9
1999	Lamont Zachery	172	846	4.9	4
2000	Jonathan Adams	202	1002	5.0	6
2001	Jonathan Adams	235	1004	4.3	5
2002	Danny Smith	254	1390	5.5	14
2003	Shermar Bracey	112	530	4.7	8
2004	Antonio Warren	195	1036	5.3	2
2005	Antonio Warren	173	1066	6.2	6
2006	Reggie Arnold	209	1076	5.1	4
2007	Reggie Arnold	163	1060	6.5	9
2008	Reggie Arnold	197	1074	5.5	8
2009	Reggie Arnold	168	723	4.3	12
2010	Derek Lawson	105	500	4.8	4
2011	Ryan Aplin	161	588	3.7	10
2012	David Oku	243	1105	4.4	16
2013	Michael Gordon	112	754	6.7	10
2014	Michael Gordon	159	1100	6.9	13
2015	Michael Gordon	165	1062	6.4	9
2016	Warren Wand	200	879	4.4	7
2017	Warren Wand	138	715	5.2	6
2018	Marcel Murray	154	860	5.6	8
2019	Marcel Murray	170	820	4.8	6
2020	Jamal Jones	132	578	4.4	3
2021	Lincoln Pare	107	455	4.3	1



INDIVIDUAL SINGLE GAME

MOST RUSHES

Rk	No.	Player	Year
1	269	Frank McGuigan	1968
T2	254	Danny Smith	2002
T2	254	Larry Lawrence	1978
4	250	Marquis Williams	1993
5	243	David Oku	2012
6	233	Jonathan Adams	2001
7	232	Calvin Harrell	1970
8	227	Richie Voit	1951
9	225	Richard Kimble	225

MOST NET YARDS

Rk	No.	Player	Year
1	1390	Danny Smith	2002
2	1250	Richie Voit	1952
3	1220	Frank McGuigan	1968
4	1191	Dennis Bolden	1975
5	1131	Calvin Harrell	1970
6	1125	Richie Voit	1951
7	1105	David Oku	2012
8	1100	Michael Gordon	2014
9	1076	Reggie Arnold	2006
10	1074	Reggie Arnold	2008

MOST TOUCHDOWNS RUSHING

Rk	No.	Player	Year
1	21	Richie Voit	1951
2	17	Richie Voit	1952
T3	16	David Oku	2012
T3	16	David Hines	1975
T5	14	Johnston White	2015
T5	14	Danny Smith	2002
T5	14	Frank McGuigan	1968
8	13	Michael Gordon	2014
T9	12	Reggie Arnold	2009
T9	12	Roy Johnson	1991
T9	12	Leroy Harris	1976
T9	12	Calvin Harrell	1970
T9	12	Richie Voit	1953

MOST YARDS PER CARRY

Rk	No.	Player	Year
1	9.3	Rocky Hayes	2012
2	8.6	Dennis Forrest	1988
T3	7.4	Lamont Zachery	1996
T3	7.4	Don Riggs	1955
5	7.2	Derek Lawson	2008
T6	7.0	Leroy Harris	1976
T6	7.0	Leroy Harris	1975
T8	6.9	Michael Gordon	2014
T8	6.9	Dennis Forrest	1987



Richie Voit (1950-53)

MOST 100-YARD RUSHING GAMES

Rk	No.	Player	Year
1	8	Antonio Warren	2005
2	7	Calvin Harrell	1971
T3	6	Danny Smith	2002
T3	6	Corey Walker	1995
T3	6	Calvin Harrell	1970
T6	5	Michael Gordon	2014
T6	5	Reggie Arnold	2008
T6	5	Reggie Arnold	2006
T6	5	Lamont Zachery	1999
T6	5	Rickey Jemison	1986
T6	5	Calvin Harrell	1969

CONSECUTIVE 100-YARD RUSHING GAMES

Rk	No.	Player	Year
1	6	Antonio Warren	2005
2	5	Rickey Jemison	1986
T3	4	Michael Gordon	2014
T3	4	Larry Lawrence	1978
T3	4	Leroy Harris	1976
T3	4	Calvin Harrell	1971
T7	3	Danny Smith	2002
T7	3	Danny Smith	2002
T7	3	Corey Walker	1995
T7	3	Corey Walker	1995
T7	3	Roy Johnson	1989
T7	3	Rickey Jemison	1984
T7	3	David Mitchell	1973



RUSHING RECORDS

RECORDS CAREER

MOST RUSHES

Rk	No.	Player	Years
1	737	Reggie Arnold	2006-09
2	725	Richie Voit	1950-53
3	668	Jonathan Adams	1998-01
4	660	Calvin Harrell	1968-71
5	611	Rickey Jemison	1983-86
6	603	Antonio Warren	2002-05
T7	595	Warren Wand	2015-18
T7	595	Dwane Brown	1984-87

MOST NET YARDS

Rk	No.	Player	Years
1	3947	Richie Voit	1950-53
2	3933	Reggie Arnold	2006-09
3	3095	Warren Wand	2015-18
4	3040	Antonio Warren	2002-05
5	3005	Jonathan Adams	1998-01
6	2961	Michael Gordon	2012-15
7	2956	Rickey Jemison	1983-86
8	2935	Calvin Harrell	1968-71
9	2640	Lamont Zachery	1996-99
10	2518	Richard Kimble	1986-89

MOST TOUCHDOWNS RUSHING

Rk	No.	Player	Years
1	57	Richie Voit	1950-53
T2	33	Reggie Arnold	2006-09
T2	33	Dwane Brown	1984-87
4	32	Michael Gordon	2012-15
5	31	Ryan Aplin	2009-12
6	28	Johnston White	2014-17
7	26	Calvin Harrell	1968-71
8	24	Lamont Zachery	1996-99
T9	22	Warren Wand	2015-18
T9	22	David Oku	2012-13
T9	22	Roy Johnson	1988-91

MOST AVERAGE YARDS PER CARRY

Rk	No.	Player	Years
1	7.0	Leroy Harris	1975-76
T2	6.7	Michael Gordon	2012-15
T2	6.7	Dennis Forrest	1986-89
4	6.3	Sirgregory Thornton	2010-13
5	5.8	Dennis Bolden	1975-76
6	5.4	Shermar Bracey	2003-05
T7	5.3	Reggie Arnold	2006-09
T7	5.3	Lamont Zachery	1996-99
T9	5.2	Warren Wand	2015-18
T9	5.2	Johnston White	2014-17
T9	5.2	Danny Smith	2000-02

MOST 100-YARD RUSHING GAMES

Rk	No.	Player	Years
1	18	Calvin Harrell	1969-71
2	17	Reggie Arnold	2006-09
3	15	Antonio Warren	2002-05
4	13	Rickey Jemison	1984-86
T5	12	Michael Gordon	2012-15
T5	12	Jonathan Adams	1998-01
7	11	Lamont Zachery	1996-99
8	10	Corey Walker	1993-96
T9	7	Roy Johnson	1988-91
T9	7	Leroy Harris	1975-76
T9	7	Dennis Bolden	1975-76



TEAM SINGLE GAME

MOST RUSHES

Rk	No.	Opponent	Year
1	94	at Delta State	1951
2	82	at Southern Illinois	1974
3	81	at Southern Illinois	1982

MOST NET YARDS

Rk	No.	Opponent	Year
1	621	UT Martin	1984
2	604	Texas A&M-Commerce	1987
3	519	at Eastern New Mexico	1972
4	512	Lamar	1986
5	509	Arkansas-Pine Bluff	2013
6	488	Abilene Christian	1973

MOST TOUCHDOWNS RUSHING

Rk	No.	Opponent	Year
1	11	Texas A&M-Commerce	1987
2	10	UT Martin	1984
T3	8	Arkansas-Pine Bluff	2009
T3	8	UT Martin	2003
T3	8	Abilene Christian	1973
T7	7	New Mexico State	2014
T7	7	Lamar	1970
T9	6	Missouri State	2015
T9	6	Idaho	2015
T9	6	FIU	2005
T9	6	at Southern Illinois	1988
T9	6	Northwestern State	1975

MOST YARDS PER CARRY

Rk	No.	Opponent	Year
1	10.0	Texas Southern	2008
2	9.9	UT Martin	2003
3	9.7	UT Martin	1984
4	9.2	New Mexico State	2014
5	9.0	Texas A&M-Commerce	1987
6	8.9	Arkansas-Pine Bluff	2013
7	8.7	FIU	2005
8	8.5	UT Martin	1983
9	8.0	UT Martin	2005
10	7.8	Lamar	1984

FOUR 100-YARD RUSHERS IN SAME GAME

Players & Opponent	Year
David Oku (124), Sirgregory Thornton (102), Michael Gordon (101) and Fredi Knighten (101) vs UAPB	2013

THREE 100-YARD RUSHERS IN SAME GAME

Players & Opponent	Year
Fredi Knighten (153), Michael Gordon (143) and Johnston White (110) vs New Mexico State	2014
Putzer Dayton (120), Richard Kimble (105) and Roy Johnson (104) at Ole Miss	1989

Rickey Jemison (135), Keith Weaver (128) and Preston Maddox (113) vs ULM	1984
Steve Burks (179), Stan Winfrey (124) and Willie Harris (122) vs Abilene Christian	1973
Steve Burks (168), Willie Harris (106) and David Mitchell (103) vs UT Arlington	1973
David Mitchell (131), Calvin Harrell (120) and Johnnie Carr (103) vs Lamar	1970

TWO 100-YARD RUSHERS IN SAME GAME

Players & Opponent	Year
Warren Wand (140) and Johnston White (126) vs Georgia Southern	2016
Ryan Aplin (122) and Reggie Arnold (111) vs North Texas	2009
Corey Leonard (120) and Reggie Arnold (104) vs FIU	2009
Antonio Warren (128) and Shermar Bracey (102) vs UT Martin	2005
Antonio Warren (143) and Shermar Bracey (105) vs FIU	2005
Shermar Bracey (139) and Antonio Warren (105) at North Texas	2005
Danny Smith (150) and Antonio Warren (117) vs Southern Utah	2002
Jonathan Adams (169) and Lamont Zachery (149) vs Nevada	1999
Lamont Zachery (155) and Corey Walker (113) vs Louisiana Tech	1996
Alastair Couch (143) and Zoe Freeman vs Southern Illinois	1994
Richard Kimble (132) and Roy Johnson (105) vs McNeese State	1989
Richard Kimble (151) and Earl Easley (144) at Louisiana	1988
Earl Easley (115) and Dennis Forrest (102) vs Illinois State	1988
Dennis Forrest (139) and Earl Easley (109) at Ole Miss	1988
Earl Easley (126) and Dennis Forrest (103) at Southern Illinois	1987
Earl Easley (170) and Putzer Dayton (137) vs Texas A&M-Commerce	1987
Rickey Jemison (125) and Richard Kimble (102) vs Texas A&M-Commerce	1986
Rickey Jemison (134) and Judious Lewis (108) vs Lamar	1984
Erven Beasley (124) and Dwayne Pittman (101) vs UT Martin	1983
Bill Johnson (118) and Tim Langford (100) vs Austin Peay	1980
Joe Griffin (154) and Larry Lawrence (148) vs Northwestern State	1978
Dennis Bolden (138) and Leroy Harris (129) at Southern Illinois	1976
Dennis Bolden (259) and Leroy Harris (136) at McNeese State	1975
Leroy Harris (207) and David Hines (125) vs Louisiana	1975
Tommy Foulks (146) and David Hines (105) vs Idaho	1975



RUSHING RECORDS

RECORDS

TEAM SINGLE GAME

MOST RUSHES

Rk	No.	Year
1	746	1975
2	701	1952
3	686	1986
4	682	1988
5	681	1981

MOST NET YARDS RUSHING

Rk	No.	Year
1	3745	1975
2	3308	1989
3	3291	1952
4	3283	1987
5	3266	1988

MOST TOUCHDOWNS RUSHING

Rk	No.	Year
1	43	1951
2	42	1975
3	40	1952
4	37	1987
T5	35	2015
T5	35	2014
T5	35	1984

MOST YARDS PER CARRY

Rk	No.	Year
1	5.1	1989
T2	5.0	2012
T2	5.0	2008
T2	5.0	1987
T2	5.0	1984
T2	5.0	1975
T7	4.9	2015
T7	4.9	2014
T7	4.9	1996
T10	4.8	2018
T10	4.8	2005
T10	4.8	1988
T10	4.8	1986

MOST YARDS PER GAME

Rk	No.	Year
1	340.5	1975
2	329.1	1952
3	315.2	1951
4	300.7	1989
5	298.5	1987



INDIVIDUAL SINGLE GAME

MOST PASSES ATTEMPTED

Rk	No.	Player vs Opp.	Year
1	68	Justice Hansen at Nebraska	2017
2	58	Ryan Aplin vs Northern Illinois	2011
T3	57	Justice Hansen vs MTSU	2017
T3	57	Justice Hansen at Louisiana	2016
T3	57	Fredi Knighten at Texas State	2014
6	53	Johnny Covington at Louisiana Tech	1995
7	51	Layne Hatcher vs FIU	2019
T8	50	Layne Hatcher at ULM	2021
T8	50	Justice Hansen at Georgia Southern	2018
T8	50	Justice Hansen vs Troy	2017
T8	50	Corey Leonard vs North Texas	2006

MOST PASSES COMPLETED

Rk	No.	Player vs Opp.	Year
1	46	Justice Hansen at Nebraska	2017
2	38	Justice Hansen at Georgia Southern	2018
T3	37	Adam Kennedy at Missouri	2013
T3	37	Ryan Aplin vs Western Kentucky	2011
5	35	Justice Hansen at Louisiana	2016
T6	34	Layne Hatcher at ULM	2021
T6	34	Ryan Aplin at Indiana	2010
T8	32	Logan Bonner vs SMU	2019
T8	32	Johnny Covington vs San Jose State	1995
T10	31	Justice Hansen vs Troy	2017
T10	31	Justice Hansen vs MTSU	2017
T10	31	Fredi Knighten at Texas State	2014

MOST NET YARDS PASSING

Rk	No.	Player vs Opp.	Year
1	520	Justice Hansen at ULM	2017
2	444	Layne Hatcher at ULM	2021
3	440	Layne Hatcher at Troy	2019
4	438	Ryan Aplin at Louisiana	2010
5	437	Justice Hansen vs Troy	2017
6	424	Justice Hansen vs Central Arkansas	2016
7	423	Justice Hansen vs SEMO	2018
8	418	Nick Noce vs Memphis	2004
9	415	Justice Hansen at Nebraska	2017
T10	403	Fredi Knighten vs Toledo	2014
T10	403	Cleo Lemon vs New Mexico State	1998

LONGEST PASSING PLAY

Rk	No.	Player vs Opp.	Year
1	98	James Hamilton vs Lamar	1970
2	92	Layne Hatcher at Troy	2019
T3	89	James Blackman vs Memphis	2021
T3	89	Tim Langford vs Lamar	1982
5	87	Fredi Knighten at Louisiana	2014
6	85	Bobby Span vs Louisiana	1953
T7	84	Layne Hatcher at Texas State	2020
T7	84	Corey Leonard vs Louisiana	2007
T7	84	Tim Langford at ULM	1983
T7	84	Roy Johnson vs Missouri State	1991

MOST TOUCHDOWN PASSES

Rk	No.	Player vs Opp.	Year
1	6	Justice Hansen vs SEMO	2018
T2	5	Layne Hatcher vs ULM	2020
T2	5	Justice Hansen vs UAPB	2017
T2	5	Justice Hansen vs Coastal Carolina	2017
T2	5	Fredi Knighten at ULM	2015
T2	5	Corey Leonard at Louisiana	2007

MOST PASSES HAD INTERCEPTED

Rk	No.	Player vs Opp.	Year
1	6	Gene Bradley at Southern Miss	1979
T2	4	Seven times	

HIGHEST COMPLETION PCT (MIN 10 ATT)

Rk	Pct.	Player vs Opp.	Year
1	100	Layne Hatcher vs Central Arkansas	2021
2	.923	Ryan Aplin vs Alcorn State	2012
3	.917	Tom Sears vs Southern Illinois	1992
4	.905	Ryan Aplin vs MTSU	2012
	.905	Ryan Aplin vs Memphis	2011
6	.900	Justice Hansen at Coastal Carolina	2018
	.900	Corey Leonard vs Texas Southern	2008
8	.882	Adam Kennedy at South Alabama	2013
9	.875	James Tabary vs Missouri State	2015
10	.857	Tim Langford at Lamar	1983

INDIVIDUAL SINGLE SEASON

MOST PASS ATTEMPTS

Rk	No.	Player	Year
1	487	Justice Hansen	2017
2	476	Ryan Aplin	2011
3	434	Justice Hansen	2018
4	432	Fredi Knighten	2014
5	410	Ryan Aplin	2010
6	406	Ryan Aplin	2012
7	387	Cleo Lemon	1998
8	370	Johnny Covington	1995
9	349	Corey Leonard	2007
10	342	Layne Hatcher	2021

MOST PASSES COMPLETED

Rk	No.	Player	Year
1	305	Justice Hansen	2017
2	304	Ryan Aplin	2011
3	286	Justice Hansen	2018
4	276	Ryan Aplin	2012
5	269	Fredi Knighten	2014
6	252	Ryan Aplin	2010
7	218	Adam Kennedy	2013
8	204	Layne Hatcher	2019
9	201	Layne Hatcher	2021
10	197	Justice Hansen	2016



PASSING RECORDS

RECORDS

YEAR-BY-YEAR PASSING LEADERS

Year	Name	C-A-I	Yds	Pct.	TD
1951	Billy Sommers	20-43-5	261	.465	7
1952	Billy Sommers	38-67-4	610	.567	8
1953	Bobby Spann	18-51-6	334	.353	5
1954	Tommy Spiers	30-49-3	368	.612	3
1955	Tommy Spiers	44-98-7	519	.458	4
1956	Tommy Spiers	32-76-8	396	.421	5
1957	Bill Caldwell	28-65-7	501	.431	3
1958	Bill Caldwell	27-62-9	388	.435	3
1959	Bill Caldwell	62-132-16	959	.470	13
1960	Jim McMurray	30-77-5	344	.390	2
1961	Jim McMurray	30-70-6	331	.429	2
1962	Sammy Weir	30-75-9	370	.400	2
1963	Gary Everett	46-82-6	692	.561	8
1964	Gary Everett	35-81-7	454	.432	4
1965	Tim Keane	27-67-3	326	.403	1
1966	Tim Keane	70-158-10	1015	.443	4
1967	Cecil LaGrone	70-145-9	900	.483	2
1968	James Hamilton	82-216-8	1238	.380	9
1969	James Hamilton	79-184-9	1172	.380	8
1970	James Hamilton	96-200-12	1622	.480	9
1971	James Hamilton	81-199-16	1351	.407	6
1972	James Flynn	21-66-7	459	.318	0
1973	Steve Burks	32-73-5	407	.438	2
1974	James Flynn	39-89-10	425	.438	1
1975	David Hines	26-70-7	395	.371	2
1976	Bucky Layne	28-62-4	551	.452	3
1977	Kennon Taylor	92-190-12	1404	.484	5
1978	Kennon Taylor	78-182-16	1087	.429	4
1979	Gene Bradley	91-198-17	1091	.460	7
1980	Tim Langford	27-71-9	281	.380	1
1981	Tim Langford	31-63-8	345	.492	3
1982	Tim Langford	39-80-4	534	.487	4
1983	Tim Langford	90-166-8	1156	.542	6
1984	Dwane Brown	59-148-7	748	.400	2
1985	Dwane Brown	72-152-8	1205	.474	9
1986	Dwane Brown	58-120-5	862	.483	5
1987	Dwane Brown	46-96-4	665	.479	3
1988	Roy Johnson	23-50-3	348	.460	0
1989	Roy Johnson	61-122-6	941	.500	6
1990	Roy Johnson	101-245-14	1561	.412	9
1991	Roy Johnson	120-263-15	1747	.456	7
1992	Tom Sears	95-176-10	1159	.540	3
1993	J. Covington	94-184-5	1069	.511	3
1994	J. Covington	85-185-5	830	.459	6
1995	J. Covington	194-370-13	2127	.524	14
1996	J. Watkins	118-208-9	1481	.567	15
1997	Cleo Lemon	90-205-8	1452	.439	6
1998	Cleo Lemon	183-387-10	2721	.463	14
1999	Cleo Lemon	105-230-8	1569	.457	15
2000	Cleo Lemon	173-306-7	1964	.565	13
2001	Elliot Jacobs	43-102-7	586	.422	5
2002	Elliot Jacobs	136-258-7	1751	.527	7
2003	Elliot Jacobs	145-273-13	1537	.531	10
2004	Nick Noce	164-315-16	2115	.521	13
2005	Nick Noce	156-282-10	2052	.553	12
2006	Corey Leonard	109-222-8	1321	.491	8
2007	Corey Leonard	182-349-15	2235	.521	16
2008	Corey Leonard	166-306-8	2347	.542	16
2009	Corey Leonard	114-211-6	1416	.540	7
2010	Ryan Aplin	252-410-11	2939	.615	21
2011	Ryan Aplin	304-476-16	3588	.639	19



Justice Hansen (2016-18)

YEAR-BY-YEAR PASSING LEADERS

Year	Name	C-A-I	Yds	Pct.	TD
2012	Ryan Aplin	276-406-4	3342	.680	24
2013	Adam Kennedy	218-315-6	2363	.692	11
2014	Fredi Knighten	269-432-7	3277	.623	24
2015	Fredi Knighten	136-251	1835	.542	19
2016	Justice Hansen	197-340-8	2719	.579	19
2017	Justice Hansen	305-487-16	3967	.626	37
2018	Justice Hansen	286-434-9	3447	.659	27
2019	Layne Hatcher	204-310-10	2946	.658	27
2020	Layne Hatcher	116-194-2	2058	.598	19
2021	Layne Hatcher	201-342-13	2423	.588	19

MOST NET PASSING YARDS

Rk	No.	Player	Year
1	3967	Justice Hansen	2017
2	3588	Ryan Aplin	2011
3	3447	Justice Hansen	2018
4	3342	Ryan Aplin	2012
5	3277	Fredi Knighten	2014
6	2946	Layne Hatcher	2019
7	2939	Ryan Aplin	2010
8	2721	Cleo Lemon	1998
9	2719	Justice Hansen	2016
10	2423	Layne Hatcher	2021

MOST TOUCHDOWN PASSES

Rk	No.	Player	Year
1	37	Justice Hansen	2017
T2	27	Layne Hatcher	2019
T2	27	Justice Hansen	2018



T4	24	Fredi Knighten	2014
T4	24	Ryan Aplin	2012
6	21	Ryan Aplin	2010
T7	19	Layne Hatcher	2021
T7	19	Layne Hatcher	2020
T7	19	Justice Hansen	2016
T7	19	Fredi Knighten	2015
T7	19	Ryan Aplin	2011

MOST PASSES HAD INTERCEPTED

Rk	No.	Player	Year
1	17	Gene Bradley	1979
T2	16	Justice Hansen	2017
T2	16	Ryan Aplin	2011
T2	16	Nick Noce	2004
T2	16	Kennon Taylor	1978
T2	16	James Hamilton	1971
T2	16	Bill Caldwell	1959
T8	15	Corey Leonard	2007
T8	15	Roy Johnson	1991

HIGHEST COMPLETION PCT (MIN 50 ATT)

Rk	Pct.	Player	Year
1	.692	Adam Kennedy (218-315)	2013
2	.680	Ryan Aplin (276-406)	2012
3	.659	Justice Hansen (286-434)	2018
4	.658	Layne Hatcher (204-310)	2019
5	.653	Ryan Aplin (77-118)	2009
6	.638	Ryan Aplin (304-476)	2011
7	.626	Justice Hansen (305-487)	2017
8	.623	Fredi Knighten (269-432)	2014
9	.619	James Tabary (65-105)	2015
10	.615	Ryan Aplin (252-410)	2010

MOST YARDS PER GAME

Rk	No.	Player	Year
1	330.6	Justice Hansen	2017
2	294.6	Layne Hatcher	2019
3	276.0	Ryan Aplin	2011
4	265.2	Justice Hansen	2018
5	257.1	Ryan Aplin	2012
6	252.1	Fredi Knighten	2014
7	244.9	Ryan Aplin	2010
8	226.8	Cleo Lemon	1998
9	220.3	Layne Hatcher	2021
10	209.2	Justice Hansen	2016

CAREER

MOST PASS ATTEMPTS

Rk	No.	Player	Years
1	1407	Ryan Aplin	2009-12
2	1261	Justice Hansen	2016-18
3	1128	Cleo Lemon	1997-00
4	1088	Corey Leonard	2006-09
5	846	Layne Hatcher	2019-21
6	824	Johnny Covington	1992-95
7	799	James Hamilton	1968-71
8	736	Fredi Knighten	2012-15
9	680	Roy Johnson	1988-91
10	638	Nick Noce	2003-05

MOST PASSES COMPLETED

Rk	No.	Player	Years
1	906	Ryan Aplin	2009-12
2	788	Justice Hansen	2016-18
3	571	Corey Leonard	2006-09
4	551	Cleo Lemon	1997-00
5	521	Layne Hatcher	2019-21
6	442	Fredi Knighten	2012-15
7	409	Johnny Covington	1992-95
8	338	James Hamilton	1968-71
9	328	Nick Noce	2003-05
10	324	Elliot Jacobs	2001-03

MOST NET YARDS PASSING

Rk	No.	Player	Years
1	10,758	Ryan Aplin	2009-12
2	10,133	Justice Hansen	2016-18
3	7706	Cleo Lemon	1997-00
4	7427	Layne Hatcher	2019-21
5	7319	Corey Leonard	2006-09
6	5383	James Hamilton	1968-71
7	5371	Fredi Knighten	2012-15
8	4597	Roy Johnson	1988-91
9	4426	Johnny Covington	1992-95
10	4343	Nick Noce	2003-05

MOST TOUCHDOWN PASSES

Rk	No.	Player	Years
1	83	Justice Hansen	2016-18
2	67	Ryan Aplin	2009-12
3	65	Layne Hatcher	2019-cur.
4	48	Cleo Lemon	1997-00
5	47	Corey Leonard	2006-09
6	46	Fredi Knighten	2012-15
7	32	James Hamilton	1968-71
8	30	Logan Bonner	2017-20
9	25	Nick Noce	2003-05
10	24	Johnny Covington	1992-95



PASSING RECORDS

RECORDS

MOST PASSES HAD INTERCEPTED

Rk	No.	Player	Years
1	45	James Hamilton	1968-71
2	38	Roy Johnson	1988-91
T3	37	Corey Leonard	2006-09
T3	37	Ryan Aplin	2009-12
T5	33	Justice Hansen	2016-18
T5	33	Nick Noce	2002-05
T5	33	Cleo Lemon	1997-00
T5	33	Bill Caldwell	1957-59
9	30	Johnny Covington	1992-95

HIGHEST COMPLETION PCT (MIN 100 ATT)

Rk	Pct.	Player	Years
1	.680	Logan Bonner (271-469)	2017-20
2	.664	Ryan Aplin (906-1407)	2009-12
3	.625	Justice Hansen (788-1261)	2016-18
4	.616	Layne Hatcher (521-846)	2019-21
5	.601	Fredi Knighten (442-736)	2012-15
6	.580	Logan Bonner (204-351)	2017-cur.
7	.539	Jeremie Watkins (167-310)	1996-97
8	.525	Corey Leonard (571-1088)	2006-09
9	.508	Brent Pettus (160-315)	1994-97
10	.496	Johnny Covington (409-825)	1992-95

MOST YARDS PER GAME

Rk	No.	Player	Years
1	266.7	Justice Hansen	2016-18
2	232.1	Layne Hatcher	2019-21
3	228.9	Ryan Aplin	2009-12
4	188.0	Cleo Lemon	1997-00
5	166.3	Corey Leonard	2006-09
6	141.7	James Hamilton	1968-71
7	131.9	Logan Bonner	2017-20
8	131.0	Fredi Knighten	2012-15
9	113.9	Elliot Jacobs	2001-03
10	113.5	Johnny Covington	1992-95

TEAM SINGLE GAME

MOST PASS ATTEMPTS

Rk	No.	Opponent	Year
1	68	at Nebraska	2017
2	66	Memphis	2021
T3	58	Middle Tennessee	2017
T3	58	Southern Illinois	2011
T5	57	Georgia State	2020
T5	57	at Louisiana	2016
T5	57	at Texas State	2014
T8	53	North Texas	2007
T8	53	Louisiana Tech	1995
10	52	vs FIU	2019

MOST PASSES COMPLETED

Rk	No.	Opponent	Year
1	46	at Nebraska	2017
2	42	Memphis	2021
3	40	Georgia State	2020
T4	38	at Georgia Southern	2018
T4	38	at Western Kentucky	2011
6	37	at Missouri	2013
T7	35	at Louisiana	2016
T7	35	at Indiana	2010
T9	34	at ULM	2021
T9	34	San Jose State	1995

MOST NET YARDS PASSING

Rk	No.	Opponent	Year
1	582	Memphis	2021
2	551	Georgia State	2020
3	520	at ULM	2017
4	511	ULM	2020
5	497	Southeast Missouri	2018
6	462	at Texas State	2020
7	455	at Troy	2019
8	453	at Georgia Southern	2021
9	444	at ULM	2021
10	438	at Louisiana	2010

MOST TOUCHDOWNS PASSING

Rk	No.	Opponent	Year
1	8	Georgia State	2020
2	7	Southeast Missouri	2018
T3	6	ULM	2020
T3	6	Central Arkansas	2020
T3	6	Arkansas-Pine Bluff	2017
T6	5	Memphis	2021
T6	5	at Kansas State	2020
T6	5	Coastal Carolina	2017
T6	5	ULM	2016
T6	5	at ULM	2015
T6	5	Toledo	2014
T6	5	at Louisiana	2007
T6	5	Southern Arkansas	1958

MOST PASSES HAD INTERCEPTED

Rk	No.	Opponent	Year
1	6	at Southern Miss	1979
T2	5	Southern Utah	1997
T2	5	at Mississippi State	1994

HIGHEST COMPLETION PCT

Rk	Pct.	Opponent	Year
1	.917	at Southern Illinois (11-12)	1992
2	.904	Middle Tennessee (19-21)	2012



3	.900	Texas Southern (9-10)	2008
4	.885	Missouri State (23-26)	2015
5	.879	Memphis (29-33)	2011
6	.875	Alcorn State (14-16)	2012
7	.840	at South Alabama (21-25)	2013
8	.800	at Western Kentucky (17-20)	2009
9	.793	at Coastal Carolina (23-29)	2018
10	.787	at Missouri (37-47)	2013

TEAM SINGLE SEASON

MOST PASS ATTEMPTS

Rk	No.	Year
1	525	2021
2	512	2017
3	500	2011
4	472	2018
5	469	2019
6	463	2020
7	448	2014
8	438	2010
9	412	2012
10	410	1998

MOST PASS COMPLETIONS

Rk	No.	Year
1	326	2011
2	317	2017
3	310	2021
4	303	2018
5	298	2019
6	279	2012
7	276	2014
8	275	2020
9	266	2010
10	255	2013

MOST NET YARDS PASSING

Rk	No.	Year
1	4106	2017
2	4057	2019
3	4008	2020
4	3817	2011
5	3767	2021
6	3675	2018
7	3386	2012
8	3381	2014
9	3148	2016
10	3057	2010

MOST TOUCHDOWNS PASSING

Rk	No.	Year
1	39	2020
2	38	2017
3	37	2019
4	28	2018
5	27	2021
T6	25	2014
T6	25	2012
T8	23	2015
T8	23	2010
T10	21	2016
T10	21	2011

MOST PASSES HAD INTERCEPTED

Rk	No.	Year
T1	21	2003
T1	21	1959
T3	20	1996
T3	20	1971
5	19	1958
6	18	1979

HIGHEST COMPLETION PCT

Rk	Pct.	Year
1	.693	2013 (255-368)
2	.667	2012 (279-412)
3	.652	2011 (326-500)
4	.642	2018 (303-472)
5	.625	2019 (298-469)
6	.619	2017 (317-512)
7	.616	2014 (276-448)
8	.607	2010 (266-438)
9	.594	2020 (275-463)
10	.591	2021 (310-525)

MOST PASSING YARDS PER GAME

Rk	No.	Year
1	364.4	2020
2	342.2	2017
3	313.9	2021
4	312.1	2019
5	293.6	2011
6	282.7	2018
7	260.5	2012
8	260.1	2014
9	254.8	2010
10	242.2	2016



RECEIVING RECORDS

INDIVIDUAL SINGLE GAME

MOST PASSES CAUGHT

Rk	No.	Player vs Opp.	Year
T1	15	Jonathan Adams Jr. vs Georgia St.	2020
T1	15	J.D. McKissic at Missouri	2013
T3	13	Josh Jarboe at Oregon	2012
T3	13	Dwayne Frampton at ULM	2011
T3	12	Brandon Bowling vs SMU	2019
T6	12	J.D. McKissic vs ULM	2012
T6	12	J.D. McKissic at Troy	2012
T6	12	Dwayne Frampton at Indiana	2010
T9	11	Kirk Merritt at Georgia Southern	2018
T9	11	Kirk Merritt at Coastal Carolina	2018
T9	11	J.D. McKissic vs Kent State	2012
T9	11	Taylor Stockemer vs N. Illinois	2011
T9	11	Robert Kilow at Ole Miss	1999
T9	11	J.J. Washington vs N. Illinois	1996

MOST YARDS GAINED

Rk	No.	Player vs Opp.	Year
1	310	Corey Rucker vs ULM	2020
2	284	Lennie Johnson vs Missouri State	1997
3	254	Robert Kilow at Ole Miss	1999
4	213	Omar Bayless at Troy	2019
5	211	Justin McInnis at ULM	2017
6	198	Jeff Foreman vs Memphis	2021
7	196	Dikki Dyson vs Louisiana Tech	1977
T8	188	Chris Murray at Georgia Southern	2017
T8	188	Chet Douthit vs Louisiana Tech	1970
10	185	Taylor Stockemer vs N. Illinois	2011

MOST TOUCHDOWN CATCHES

Rk	No.	Player vs Opp.	Year
T1	4	Corey Rucker vs ULM	2020
T1	4	Omar Bayless vs SMU	2019
T1	4	Alfred Bentley vs Central Missouri	1959
T4	3	Corey Rucker vs Central Arkansas	2021
T4	3	Jonathan Adams Jr. at Kansas State	2020
T4	3	Omar Bayless at Georgia State	2019
T4	3	Tres Houston at ULM	2015
T4	3	Booker Mays vs Toledo	2014
T4	3	Kendall Sanders vs UCF	2016

MOST YARDS PER CATCH (MIN 3 CATCHES)

Rk	No.	Player vs Opp.	Year
1	49.3	Jeff Foreman at Texas State	2020
2	47.0	Omar Bayless vs Southern Illinois	2019
3	43.0	Cazzy Francis at ULM	1985
4	41.3	Joe Waleszonnia vs Eastern NM	1969
5	40.6	Lennie Johnson vs Missouri State	1997
T6	40.3	Cameron Echols-Luper vs UCA	2016
T6	40.3	Kenrick Bullard at Ole Miss	1990
8	40.0	Steve Lockhard vs Drake	1969
9	37.7	Chuck Walker at LSU	2004
10	37.6	Chris Murray at Georgia Southern	2017

YEAR-BY-YEAR RECEIVING LEADERS

Year	Name	Rec.	Yds	Avg.	TD
1951	John Koldus	20	488	24.4	10
1952					
1953	Ronnie Allen	18	265	14.7	7
1954	Dan Spensieri	12	225	18.8	1
1955	Jim Turley	10	132	13.2	2
1956	Bob Gray	13	179	13.8	2
1957	Howard Cissell	10	138	13.8	2
1958	Don Riggs	17	242	14.2	3
1959	Alfred Bentley	28	554	19.8	10
1960	Alfred Bentley	19	305	16.1	3
1961	Gilbert Arnold	11	108	9.8	0
1962	Hassel McCain	10	133	13.3	1
1963	Bill Pagano	12	198	16.5	3
1964	Bill Pagano	14	210	15.0	3
1965	Gerald Jumper	12	139	11.6	0
1966	Gerald Jumper	32	511	16.0	1
1967	Gerald Jumper	47	727	15.5	0
1968	Joe Waleszonnia	29	507	17.5	2
1969	Steve Lockhart	30	482	15.1	1
1970	Chet Douthit	43	955	22.2	5
1971	Steve Lockhart	27	382	14.1	2
1972	Steve Burks	9	170	18.9	0
1973	Jaime Klipsch	12	178	14.8	0
1974	Jaime Klipsch	16	217	13.6	1
1975	Orna Middlebrook	11	169	15.4	0
1976	Orna Middlebrook	13	215	16.5	2
1977	Dikki Dyson	40	710	17.8	1
1978	Jerome Miller	24	473	19.7	2
1979	Anthony Williams	22	123	5.6	1
1980	Lee Charles Wright	9	95	10.6	1
1981	Maurice Carthon	12	99	8.3	0
1982	Waddell Kelly	12	170	14.2	1
1983	Judious Lewis	30	595	19.8	3
1984	Judious Lewis	23	323	14.0	0
1985	Cazzy Francis	32	667	20.8	5
1986	Cazzy Francis	21	400	19.1	3
1987	Fred Barnett	32	608	19.0	4
1988	Fred Barnett	12	141	11.8	0
1989	Fred Barnett	38	643	16.9	4
1990	Blake Denison	24	349	14.5	1
1991	Kendricke Bullard	29	507	17.5	2
1992	Kendricke Bullard	22	325	14.8	2
1993	Derrick Austin	22	309	14.1	1
1994	Derrick Austin	27	347	12.9	2
1995	Corey Walker	42	411	9.8	4
1996	Lennie Johnson	47	796	16.9	5
1997	Lennie Johnson	46	852	18.7	4
1998	Lennie Johnson	55	901	16.4	2
1999	Robert Kilow	57	783	13.7	5
2000	Robert Kilow	72	1002	13.9	3
2001	Alvin Powell	36	507	14.1	6
2002	James Hickenbotham	27	468	17.3	3
2003	Mike Cox	35	477	13.6	1
2004	Chuck Walker	38	589	15.5	2
2005	Levi Dejohnette	43	554	12.9	1
2006	Kevin Jones	25	355	14.2	2
2007	Levi Dejohnette	61	701	11.5	2
2008	Brandon Thompkins	32	511	16.0	2
2009	Brandon Thompkins	47	598	12.7	4
2010	Dwayne Frampton	69	738	10.7	6
2011	Dwayne Frampton	94	1156	12.3	6



YEAR-BY-YEAR RECEIVING LEADERS

Year	Name	Rec.	Yds	Avg.	TD
2012	J.D. McKissic	103	1022	9.9	5
2013	J.D. McKissic	82	662	8.1	4
2014	Tres Houston	53	685	12.9	4
2015	Tres Houston	36	615	17.1	10
2016	Kendall Sanders	38	553	14.6	7
2017	Chris Murray	50	697	13.9	9
2018	Kirk Merritt	83	1005	12.1	7
2019	Omar Bayless	93	1653	17.8	17
2020	Jonathan Adams Jr.	79	1111	14.1	12
2021	Corey Rucker	59	826	14.0	9

INDIVIDUAL SINGLE SEASON

MOST PASSES CAUGHT

Rk	No.	Player	Year
1	103	J.D. McKissic	2012
2	94	Dwayne Frampton	2011
3	93	Omar Bayless	2019
4	83	Kirk Merritt	2018
5	79	Jonathan Adams Jr.	2020
6	72	Robert Kilow	2000
7	70	Kirk Merritt	2019
8	69	Dwayne Frampton	2010
9	62	Jonathan Adams Jr.	2019
T10	61	Justin McInnis	2018
T10	61	Levi Dejohnette	2007

MOST YARDS GAINED

Rk	No.	Player	Year
1	1653	Omar Bayless	2019
2	1156	Dwayne Frampton	2011
3	1111	Jonathan Adams Jr.	2020
4	1022	J.D. McKissic	2012
5	1005	Kirk Merritt	2018
6	1002	Robert Kilow	2000
7	955	Chet Douthit	1970
8	901	Lennie Johnson	1998
9	862	Lennie Johnson	1997
10	851	Jonathan Adams Jr.	2019

MOST TOUCHDOWN CATCHES

Rk	No.	Player	Year
1	17	Omar Bayless	2019
T2	12	Jonathan Adams Jr.	2020
T2	12	Kirk Merritt	2019
T4	10	Tres Houston	2015
T4	10	Alfred Bentley	1959
T4	10	John Koldus	1951
T7	9	Corey Rucker	2021
T7	9	Chris Murray	2017
T9	7	Brandon Bowling	2020
T9	7	Kirk Merritt	2018
T9	7	Blake Mack	2017
T9	7	Kendall Sanders	2016
T9	7	Julian Jones	2012
T9	7	Taylor Stockemer	2011



Omar Bayless (2016-19)

MOST YARDS PER CATCH

Rk	No.	Player	Year
1	22.8	Robert Kilow	1998
2	22.2	Chet Douthit	1970
3	21.7	Taylor Stockemer	2009
4	21.4	Lennie Johnson	1995
5	20.8	Cazzy Francis	1985
6	20.4	David Johnson	2007
7	20.1	James Hickenbotham	1999
T8	19.8	Judious Lewis	1983
T8	19.8	Alfred Bentley	1959

MOST 100-YARD RECEIVING GAMES

Rk	No.	Player	Year
1	8	Omar Bayless	2019
T2	5	Jonathan Adams Jr.	2020
T2	5	Dwayne Frampton	2011
T2	5	Robert Kilow	2000
T5	4	J.D. McKissic	2012
T5	4	Lennie Johnson	1996
T5	4	Chet Douthit	1970
T8	3	Corey Rucker	2021
T8	3	Kirk Merritt	2019
T8	3	Kirk Merritt	2018
T8	3	Dijon Paschal	2015
T8	3	Lennie Johnson	1997
T8	3	Fred Barnett	1989



RECEIVING RECORDS

RECORDS CAREER

MOST PASSES CAUGHT

Rk	No.	Player	Years
1	289	J.D. McKissic	2012-15
2	177	Omar Bayless	2016-19
3	166	Jonathan Adams Jr.	2017-20
4	163	Dwayne Frampton	2010-11
5	158	Robert Kilow	1998-00
6	156	Lennie Johnson	1995-98
7	153	Kirk Merritt	2018-19
8	152	Levi Dejohnette	2004-07
9	129	Taylor Stockemer	2009-12
10	128	Brandon Thompkins	2006-09

MOST YARDS GAINED

Rk	No.	Player	Years
1	2826	J.D. McKissic	2012-15
2	2775	Omar Bayless	2016-19
3	2730	Lennie Johnson	1995-98
4	2446	Robert Kilow	1998-00
5	2306	Jonathan Adams Jr.	2017-20
6	2146	Taylor Stockemer	2009-12
7	1894	Dwayne Frampton	2010-11
8	1816	Levi Dejohnette	2004-07
9	1811	Kirk Merritt	2018-19
10	1810	Dijon Paschal	2014-17

MOST TOUCHDOWN CATCHES

Rk	No.	Player	Years
1	26	Omar Bayless	2016-19
2	21	Jonathan Adams Jr.	2017-20
3	19	Kirk Merritt	2018-19
4	16	Taylor Stockemer	2009-12
5	15	John Koldus	1950-52
T6	14	Corey Rucker	2020-21
T6	14	Tres Houston	2013-15
T8	13	Chris Murray	2015-17
T8	13	Alfred Bentley	1959-60
T10	12	Dwayne Frampton	2010-11
T10	12	Lennie Johnson	1995-98

MOST YARDS PER CATCH

Rk	No.	Player	Years
1	22.1	Chet Douthit	1969-70
2	20.5	Kendricke Bullard	1990-92
3	20.1	Cazzy Francis	1985-86
4	18.3	Alfred Bentley	1959-60
T5	17.5	Lennie Johnson	1995-98
T5	17.5	Jerome Miller	1975-79
7	17.3	Judious Lewis	1983-84



INDIVIDUAL SINGLE GAME

MOST POINTS SCORED

Rk	No.	Player vs Opp.	Year
T1	42	Steve Burks vs Abilene Christian	1973
T1	42	Clifton Keller vs Central Arkansas	1917
T3	30	Michael Gordon at Idaho	2014
T3	30	Corey Walker vs Louisiana Tech	1996

MOST TOUCHDOWNS SCORED

Rk	No.	Player vs Opp.	Year
T1	7	Steve Burks vs Abilene Christian	1973
T1	7	Clifton Keller vs Central Arkansas	1917
T3	5	Michael Gordon at Idaho	2014
T3	5	Corey Walker vs Louisiana Tech	1996

MOST POINTS BY KICKING

Rk	No.	Player vs Opp.	Year
1	23	Brian Davis vs Central Arkansas	2011
2	20	Brian Davis at Louisiana	2012
3	19	Scott Roper at North Texas	1986
4	17	Josh Arauco vs Texas Southern	2008
5	16	J.D. Houston at Appalachian State	2015
6	15	Sawyer Williams vs Coastal Carolina	2017
T7	14	Blake Grupe vs Memphis	2021
T7	14	Scott Roper vs ULM	1986
T7	14	Scott McDonald at Central Michigan	1981
T10	13	Blake Grupe at UNLV	2019
T10	13	Luke Ferguson vs Montana State	2014
T10	13	Brian Davis at Missouri	2013
T10	13	Josh Arauco vs ULM	2008
T10	13	Scott Roper vs Louisiana Tech	1987

MOST FIELD GOALS ATTEMPTED

Rk	No.	Player vs Opp.	Year
1	6	Brian Davis vs Central Arkansas	2011
T2	5	Blake Grupe vs Texas State	2021
T2	5	Brian Davis at Louisiana	2012
T2	5	Andy McPherson at Minnesota	1998
T2	5	Scott Roper at North Texas	1986
T2	5	Scott Roper vs ULM	1986

MOST FIELD GOALS MADE

Rk	No.	Player vs Opp.	Year
1	6	Brian Davis vs Central Arkansas	2011
T2	5	Brian Davis at Louisiana	2012
T2	5	Scott Roper at North Texas	1986
T4	4	J.D. Houston at Appalachian State	2015
T4	4	Brian Davis at Missouri	2013
T4	4	Josh Arauco at Florida Atlantic	2009
T4	4	Josh Arauco at Texas A&M	2008
T4	4	Scott Roper vs ULM	1986
T4	4	Scott McDonald at Central Michigan	1981

MOST EXTRA POINT ATTEMPTS

Rk	No.	Player vs Opp.	Year
T1	11	Josh Arauco vs Texas Southern	2008
T1	11	Scott Roper vs Texas A&M-Commerce	1987
T3	10	Logan Spry vs New Mexico State	2014
T3	10	Bobby Gentry vs Lamar	1970
T3	10	Don LaPlante at Southern Illinois	1951

MOST EXTRA POINTS MADE

Rk	No.	Player vs Opp.	Year
T1	11	Josh Arauco vs Texas Southern	2008
T1	11	Scott Roper vs Texas A&M-Commerce	1987
T3	9	Eric Neihouse vs FIU	2005
T3	9	Eric Neihouse vs UT Martin	2003
T3	9	Stuart Reid vs UT Martin	1984
T3	9	Bobby Gentry vs Lamar	1970

LONGEST FIELD GOALS

Rk	No.	Player vs Opp.	Year
T1	63	Scott Roper vs North Texas	1987
T1	63	Joe Duren vs McNeese State	1974
T3	56	Bobby Zalud vs Memphis	2011
T3	56	Joe Duren vs McNeese State	1974
5	53	Bobby Zalud vs Troy	2011
6	52	Jim Tarle at Northern Illinois	1995
T7	51	Scott McDonald at Central Michigan	1981
T7	51	Joe Duren vs Lamar	1974
T9	50	Blake Grupe at Tulsa	2021
T9	50	Brian Davis at South Alabama	2013
T9	50	Eric Neihouse vs ULM	2005
T9	50	Scott Roper at North Texas	1986

MOST FIELD GOALS 50+ YARDS

Rk	No.	Player vs Opp.	Year
1	2	Joe Duren vs McNeese State	1974

YEAR-BY-YEAR SCORING LEADERS

Year	Name	TD	PAT	FG	PTS
1950	Richie Voit	7	0	0	42
1951	Richie Voit	17	0	0	102
1952	Richie Voit	17	0	0	102
1953	Richie Voit	12	0	0	72
1954	Bill Templeton	4	6	0	30
	Don Riggs	6	0	0	36
1955	Howard Cissell	6	0	0	36
1956	Eddie Romeo	7	0	0	42
1957	Don Riggs	4	4	0	28
1958	Dill Caldwell	5	5	0	35
1959	Alfred Bentley	10	2	0	62
1960	Bobby Hogue	3	4	0	22
1961	Sammy Weir	3	4	0	22
1962	Dick Martillo	7	0	0	42
1963	Harold Wallin	4	0	0	24
1964	Dan Summers	0	19	5	34
	Eddie Rickus	5	0	0	30
1965	Terry Gwin	5	0	0	30



SCORING RECORDS

RECORDS

YEAR-BY-YEAR SCORING LEADERS

Year	Name	TD	PAT	FG	PTS
1966	Steve Gankiewicz	13	0	0	78
1967	Steve Gankiewicz	9	0	0	54
1968	Frank McGuigan	15	2	0	92
1969	Calvin Harrell	9	0	0	54
	James Hamilton	9	0	0	54
1970	Calvin Harrell	13	0	0	78
1971	Joe Duren	0	17	7	38
1972	Greg Hill	7	0	0	42
1973	Steve Burks	18	2	0	110
1974	Stan Winfrey	11	0	0	66
1975	David Hines	17	0	0	102
1976	Leroy Harris	13	2	0	80
1977	Kennon Taylor	7	0	0	42
1978	Doug Dobbs	0	10	17	61
1979	Doug Dobbs	0	18	9	45
1980	Jerry Mack	4	0	0	24
1981	Scott McDonald	0	17	12	53
1982	Waddell Kelly	9	0	0	54
1983	Tim Langford	9	0	0	54
1984	Rickey Jemison	11	0	0	66
1985	Dwane Brown	10	0	0	60
1986	Scott Roper	0	33	21	96
1987	Scott Roper	0	41	11	74
1988	Earl Easley	11	0	0	66
1989	Ryan Jose	0	31	6	49
1990	Ryan Jose	0	20	6	38
1991	Roy Johnson	12	0	0	72
1992	Jerrold Seymore	5	0	0	30
1993	Jeff Caldwell	0	8	14	50
1994	Jeff Caldwell	0	9	9	36
1995	Corey Walker	14	0	0	86
1996	Corey Walker	12	0	0	72
1997	Lamont Zachery	8	0	0	48
1998	Lamont Zachery	11	0	0	66
1999	Nick Gatto	0	30	8	54
2000	Nick Gatto	0	24	9	51
2001	Alvin Powell	6	0	0	36
2002	Danny Smith	14	0	0	84
2003	Shermar Bracey	8	0	0	48
2004	Eric Neihouse	0	26	11	59
2005	Eric Neihouse	0	35	12	74
2006	Josh Arauco	0	16	12	52
2007	Josh Arauco	0	34	15	79
2008	Josh Arauco	0	37	17	88
2009	Reggie Arnold	12	0	0	72
2010	Ryan Aplin	11	0	0	66
2011	Brian Davis	0	44	18	98
2012	Brian Davis	0	53	17	104
	David Oku	17	2	0	104
2013	Brian Davis	0	46	15	91
2014	Michael Gordon	14	0	0	84
2015	Johnston White	14	0	0	84
2016	J.D. Houston	0	36	12	72
2017	Sawyer Williams	0	48	16	96
2018	Blake Grupe	0	35	14	77
2019	Blake Grupe	0	53	19	110
2020	Blake Grupe	0	43	11	76
2021	Blake Grupe	0	20	31	91

INDIVIDUAL SINGLE SEASON

MOST POINTS SCORED

Rk	No.	Player	Year
1	126	Richie Voit	1951
T2	110	Blake Grupe	2019
T2	110	Steve Burks	1973
T4	104	Brian Davis	2012
T4	104	David Oku	2012
T6	102	Omar Bayless	2019
T6	102	David Hines	1975
T6	102	Richie Voit	1952

MOST TOUCHDOWNS SCORED

Rk	No.	Player	Year
1	21	Richie Voit	1951
2	18	Steve Burks	1973
T3	17	Omar Bayless	2019
T3	17	David Oku	2012
T3	17	David Hines	1975
T3	17	Richie Voit	1952
7	15	Frank McGuigan	1968

MOST POINTS BY KICKING

Rk	No.	Player	Year
1	110	Blake Grupe (19 FG/53 PAT)	2019
2	104	Brian Davis (17 FG/53 PAT)	2012
3	98	Brian Davis (18 FG/44 PAT)	2011
T4	96	Sawyer Williams (16 FG/48 PAT)	2017
T4	96	Scott Roper (21 FG/33 PAT)	1986
T6	91	Blake Grupe (20 FG/31 PAT)	2021
T6	91	Brian Davis (15 FG/46 PAT)	2013
8	88	Josh Arauco (17 FG/37 PAT)	2008
T9	79	J.D. Houston (12 FG/43 PAT)	2015
T9	79	Josh Arauco (15 FG/34 PAT)	2007

MOST FIELD GOAL ATTEMPTS

Rk	No.	Player	Year
1	28	Scott Roper	1986
2	25	Blake Grupe	2021
T3	23	Brian Davis	2011
T3	23	Josh Arauco	2007
T5	22	Blake Grupe	2019
T5	22	Sawyer Williams	2017
T5	22	Eric Neihouse	2002
T5	22	Eric Neihouse	2005
T5	22	Doug Dobbs	1978



MOST FIELD GOALS MADE

Rk	No.	Player	Year
1	21	Scott Roper	1986
2	20	Blake Grupe	2021
3	19	Blake Grupe	2019
4	18	Brian Davis	2011
T5	17	Brian Davis	2012
T5	17	Josh Arauco	2008
T5	17	Doug Dobbs	1978
8	16	Sawyer Williams	2017
T9	15	Brian Davis	2013
T9	15	Josh Arauco	2007

MOST EXTRA POINT ATTEMPTS

Rk	No.	Player	Year
1	56	Brian Davis	2012
T2	54	Blake Grupe	2019
T2	54	Don LaPlante	1951
4	53	Sawyer Williams	2017
T5	47	Brian Davis	2013
T5	47	Brian Davis	2011
T7	45	Blake Grupe	2020
T7	45	J.D. Houston	2015
9	43	Scott Roper	1987
10	42	Luke Ferguson	2014

MOST EXTRA POINTS MADE

Rk	No.	Player	Year
T1	53	Blake Grupe	2019
T1	53	Brian Davis	2012
3	48	Sawyer Williams	2017
4	46	Brian Davis	2013
5	44	Brian Davis	2011
T6	43	Blake Grupe	2020
T6	43	J.D. Houston	2015
T6	43	Don LaPlante	1951
9	41	Scott Roper	1987
10	37	Josh Arauco	2008

MOST FG MADE 50+ YARDS

Rk	No.	Player	Year
1	3	Joe Duren	1974



Brian Davis (2010-13)

CAREER

MOST POINTS SCORED

Rk	No.	Player	Years
1	354	Blake Grupe	2018-21
2	342	Richie Voit	1950-53
3	326	Brian Davis	2010-13
4	288	Josh Arauco	2006-09
5	234	Eric Neihouse	2002-05
6	216	Michael Gordon	2012-15
7	210	Reggie Arnold	2006-09
8	198	Dwane Brown	1984-87
9	195	Jeff Caldwell	1993-96
10	192	Ryan Aplin	2009-12

MOST TOUCHDOWNS SCORED

Rk	No.	Player	Years
1	57	Richie Voit	1950-53
2	36	Michael Gordon	2012-15
3	35	Reggie Arnold	2006-09
4	33	Dwane Brown	1984-87
5	32	Ryan Aplin	2009-12
6	31	Lamont Zachery	1996-99
7	30	Steve Burks	1971-74
8	29	Johnston White	2014-17
9	28	Corey Walker	1993-96
10	27	Warren Wand	2015-18



SCORING RECORDS

RECORDS

MOST POINTS BY KICKING

Rk	No.	Player	Years
1	354	Blake Grupe	2018-21
2	326	Brian Davis	2010-13
3	288	Josh Arauco	2006-09
4	234	Eric Neihouse	2002-05
5	195	Jeff Caldwell	1993-96
6	178	Doug Dobbs	1976-79
7	170	Scott Roper	1986-87
8	165	Joe Duren	1971-74
9	151	J.D. Houston	2015-16
10	126	Ryan Jose	1989-92

MOST FIELD GOALS ATTEMPTED

Rk	No.	Player	Years
1	86	Blake Grupe	2018-21
2	76	Josh Arauco	2006-09
3	70	Brian Davis	2010-13
4	67	Eric Neihouse	2002-05
5	65	Joe Duren	1971-74
6	57	Jeff Caldwell	1993-96
7	53	Doug Dobbs	1976-79
8	49	Scott Roper	1986-87

MOST FIELD GOALS MADE

Rk	No.	Player	Years
1	64	Blake Grupe	2018-21
2	58	Josh Arauco	2006-09
3	56	Brian Davis	2010-13
4	40	Jeff Caldwell	1993-96
5	37	Eric Neihouse	2002-05
6	35	Doug Dobbs	1976-79
7	32	Scott Roper	1986-87
8	28	Jeff Caldwell	1993-95
9	27	Joe Duren	1971-74

MOST CONSECUTIVE FIELD GOALS MADE

Rk	No.	Player	Year(s)
1	15	Josh Arauco	2008
2	13	Brian Davis	2012-13
3	11	Blake Grupe	2019
T4	10	Josh Arauco	2006
T4	10	Jeff Caldwell	1993
T4	10	Scott Roper	1986
7	9	J.D. Houston	2015
8	8	Josh Arauco	2007
T9	7	Brian Davis	2012
T9	7	Scott McDonald	1981
T9	7	Doug Dobbs	1978

MOST EXTRA POINT ATTEMPTS

Rk	No.	Player	Years
1	168	Blake Grupe	2018-21
2	167	Brian Davis	2010-13
3	125	Eric Neihouse	2002-05
4	123	Don LaPlante	1950-52
5	122	Josh Arauco	2006-09
6	90	Joe Duren	1971-74
7	86	J.D. Houston	2015-16
8	80	Doug Dobbs	1976-79
9	79	Ryan Jose	1989-91
10	78	Jeff Caldwell	1993-96

MOST EXTRA POINTS MADE

Rk	No.	Player	Years
1	162	Blake Grupe	2018-21
2	158	Brian Davis	2010-13
3	123	Eric Neihouse	2002-05
4	114	Josh Arauco	2006-09
5	96	Don LaPlante	1950-52
6	84	Joe Duren	1971-74
7	79	J.D. Houston	2015-16
8	75	Jeff Caldwell	1993-96
9	74	Scott Roper	1986-87
10	73	Doug Dobbs	1976-79

MOST CONSECUTIVE EXTRA POINTS MADE

Rk	No.	Player	Year(s)
1	78	Eric Neihouse	2003-05
2	74	Josh Arauco	2006-08
3	46	Scott Roper	1986-87
4	43	Brian Davis	2013
5	33	Joe Duren	1973-74
6	32	Jeff Caldwell	1996
7	30	Jeff Caldwell	1993-95
T8	28	Blake Grupe	2020
T8	28	Brian Davis	2011-12
10	27	Nick Gatto	1999

MOST FG MADE 50+ YARDS

Rk	No.	Player	Years
1	3	Joe Duren	1971-74
T2	2	Bobby Zalud	2010-11
T2	2	Scott Roper	1986-87
T4	1	Blake Grupe	2018-21
T4	1	Brian Davis	2010-13
T4	1	Eric Neihouse	2002-05
T4	1	Scott McDonald	1981-83
T4	1	Jim Tarle	1994-95



TEAM SINGLE GAME

MOST POINTS

Rk	No.	Opponent	Year
1	101	Central Arkansas	1917
2	83	Texas Southern	2008
3	77	Texas A&M-Commerce	1987
4	72	UT Martin	1984
5	70	Missouri State	2015
T6	69	Lamar	1970
T6	69	Lyon College	1913

MOST TOUCHDOWNS

Rk	No.	Opponent	Year
T1	11	Texas Southern	2008
T1	11	Texas A&M-Commerce	1987
T3	10	Missouri State	2015
T3	10	New Mexico State	2014
T3	10	UT Martin	1984
T3	10	Lamar	1970
T7	9	at ULM	2017
T7	9	Arkansas-Pine Bluff	2013
T7	9	Mississippi Valley State	2009
T7	9	FIU	2005

MOST EXTRA POINT ATTEMPTS

Rk	No.	Opponent	Year
T1	11	Texas Southern	2008
T1	11	Texas A&M-Commerce	1987
T3	10	Missouri State	2015
T3	10	New Mexico State	2014
T3	10	Lamar	1970
T3	10	UT Martin	1984
T3	10	at Southern Illinois	1951

MOST EXTRA POINTS MADE

Rk	No.	Opponent	Year
T1	11	Texas Southern	2008
T1	11	Texas A&M-Commerce	1987
3	10	Missouri State	2015
T4	9	FIU	2005
T4	9	UT Martin	1984
T4	9	Lamar	1970

MOST FIELD GOAL ATTEMPTS

Rk	No.	Opponent	Year
1	6	Central Arkansas	2011
T2	5	Texas State	2021
T2	5	at Louisiana	2012
T2	5	at Western Kentucky	2011
T2	5	at Minnesota	1998
T2	5	Southern Illinois	1994
T2	5	at North Texas	1986
T2	5	ULM	1986
T2	5	at ULM	1972

MOST FIELD GOALS MADE

Rk	No.	Opponent	Year
1	6	Central Arkansas	2011
T2	5	at Louisiana	2012
T2	5	at North Texas	1986
T4	4	at Appalachian State	2015
T4	4	at Missouri	2013
T4	4	at Florida Atlantic	2009
T4	4	at Texas A&M	2008
T4	4	ULM	1986
T4	4	at Central Michigan	1981

TEAM SINGLE SEASON

MOST POINTS

Rk	No.	Year
1	520	2015
2	477	2014
3	456	1951
T4	454	2017
T4	454	2012
6	452	1986
7	438	2019
8	422	2011
9	395	1987
10	394	2018

MOST TOUCHDOWNS

Rk	No.	Year
1	69	2015
2	65	2014
3	59	2017
4	58	2012
5	57	1951
6	54	2019
T7	50	2018
T7	50	1975
9	49	1952
T10	47	2020
T10	47	2010

MOST EXTRA POINT ATTEMPTS

Rk	No.	Year
1	66	2015
2	60	2014
3	57	1951
4	56	2012
T5	54	2019
T5	54	2017
7	49	1952
T8	47	2013
T8	47	2011
T10	46	2018
T10	46	2010



SCORING RECORDS

RECORDS

MOST EXTRA POINTS MADE

Rk	No.	Year
1	63	2015
T2	53	2019
T2	53	2012
4	52	2014
5	48	2017
6	46	2013
T7	44	2011
T7	44	1951
9	43	2020
T10	42	2018
T10	42	2010

MOST FIELD GOAL ATTEMPTS

Rk	No.	Year
1	34	2011
2	28	1986
3	25	2021
4	24	2007
5	23	2018
T6	22	2019
T6	22	2017
T6	22	2005
T6	22	1981
T6	22	1978

MOST FIELD GOALS MADE

Rk	No.	Year
1	24	2011
2	22	2019
3	21	1986
4	20	2021
T5	17	2012
T5	17	2008
T5	17	1978
8	16	2017
T9	15	2013
T9	15	2009
T9	15	2007



INDIVIDUAL SINGLE GAME

MOST PUNTS

Rk	No.	Player vs Opp.	Year
1	20	Willard Tilley at Memphis	1939
2	14	Kevin McClelland at UT Arlinton	1968
3	13	Bruce Gartman at Southern Miss	1980
T4	12	Damon Foncham vs UCF	2016
T4	12	Scot Simons vs UAB	1997

MOST YARDS

Rk	No.	Player vs Opp.	Year
1	736	Willard Tilley at Memphis	1939
2	601	Bruce Gartman at Southern Miss	1980
3	498	Kevin McClelland at UT Arlington	1968
4	486	Kyle Richardson at Louisiana Tech	1993
5	475	Ryan Smith at LSU	1998
6	469	Luke Ferguson at ULM	2015
7	464	Damon Foncham vs UCF	2016
8	462	Kyle Richardson vs ULM	1993
9	457	Scot Simons vs UAB	1997
10	453	Kyle Richardson at Louisiana Tech	1995

HIGHEST AVERAGE (MIN 3 PUNTS)

Rk	No.	Player vs Opp.	Year
1	58.0	Stephen Hogan vs Appalachian State	2014
2	57.5	Bruce Gartman at UT Arlington	1981
3	54.0	Joe Slayton vs Louisiana	1979
4	52.5	Dick Martillo vs Mississippi College	1962
5	52.0	Ryan Hanson vs Central Arkansas	2020
6	50.8	Cody Grace at South Alabama	2019
T7	50.7	Dean Gericke vs Western Kentucky	2010
T7	50.7	Dan Mullen vs Southern Illinois	1975
9	50.0	Cody Grace vs Southern Illinois	2019

LONGEST PUNTS

Rk	No.	Player vs Opp.	Year
1	82	John Ed James at Southern Illinois	1936
2	80	Joe Slayton vs Lamar	1979
T3	79	Bobby Reid at Troy	1951
T3	79	Joe Slayton at Wyoming	1979
T5	75	Cody Grace vs Louisiana	2019
T5	75	Kyle Richardson vs Louisiana	1994
T5	75	Kyle Richardson at UNLV	1995



Joe Slayton (1976-79)

INDIVIDUAL SINGLE SEASON

MOST PUNTS

Rk	No.	Player	Year
1	85	Bruce Gartman	1980
2	82	Kyle Richardson	1993
3	81	Kevin McClelland	1968
4	78	Jarod Little	2003
5	77	Damon Foncham	2016
6	74	Ryan Smith	1998
7	72	Luke Ferguson	2015
8	70	Bruce Gartman	1982
9	69	Kyle Richardson	1994
T10	68	Ryan Hanson	2021
T10	68	Mike Alexander	2001

MOST YARDS

Rk	No.	Player	Year
1	3530	Bruce Gartman	1980
2	3285	Kyle Richardson	1993
3	3097	Ryan Smith	1998
4	3085	Jarod Little	2003
5	3075	Luke Ferguson	2015
6	3026	Damon Foncham	2016
7	2995	Ryan Hanson	2021
8	2907	Kyle Richardson	1994
9	2875	Kevin McClelland	1968
10	2874	Cody Grace	2019

HIGHEST AVERAGE (MIN 20 PUNTS)

Rk	No.	Player	Year
1	44.4	Ryan Smith	1999
2	44.2	Cody Grace	2019
3	44.0	Ryan Hanson	2021
4	43.8	Luke Ferguson	2013
5	42.8	Dan Mullen	1978
6	42.7	Luke Ferguson	2015
7	42.3	Ryan Wilbourn	2009
8	42.1	Kyle Richardson	1994
9	41.9	Ryan Smith	1998
10	41.7	Brett Shrale	2007



PUNTING RECORDS

RECORDS

CAREER

MOST PUNTS

Rk	No.	Player	Years
1	274	Kyle Richardson	1992-95
2	251	Kevin McClelland	1966-69
3	239	Joe Slayton	1969-79
4	210	Bruce Gartman	1980-82
5	178	Cody Grace	2017-19
6	175	Stacy Gore	1983-85

MOST YARDS

Rk	No.	Player	Years
1	10,917	Kyle Richardson	1992-95
2	9269	Joe Slayton	1976-79
3	9054	Kevin McClelland	1966-69
4	8655	Bruce Gartman	1980-82
5	7487	Cody Grace	2017-19
6	6894	Stacy Gore	1983-85

HIGHEST AVERAGE (MIN 40 PUNTS)

Rk	No.	Player	Years
T1	42.8	Ryan Hanson	2020-21
T1	42.8	Ryan Smith	1998-99
3	42.4	Luke Ferguson	2012-15
4	42.1	Cody Grace	2017-19
5	41.5	Dan Mullen	1972-75
6	41.2	Bruce Gartman	1980-82
7	40.3	Ryan Wilbourn	2009-12
8	40.0	Jarod Little	2003-05
9	39.8	Kyle Richardson	1992-95
T10	39.5	Neely Sullivent	2009-12
T10	39.5	Steve Sampson	1986-87

TEAM SINGLE GAME

MOST PUNTS

Rk	No.	Opponent	Year
1	20	at Memphis	1939
2	14	at UT Arlington	1968
3	13	at Southern Miss	1980
T4	12	UCF	2016
T4	12	Idaho	1998
T4	12	at LSU	1998
T4	12	at Florida	1993

MOST YARDS

Rk	No.	Opponent	Year
1	736	at Memphis	1939
2	601	at Southern Miss	1980
3	511	at LSU	1998
4	498	at UT Arlington	1968
5	473	Idaho	1998
6	469	at ULM	2015
7	468	at Virginia Tech	1994
8	464	UCF	2016
9	416	Louisiana Tech	1980

HIGHEST AVERAGE (MIN 3 PUNTS)

Rk	No.	Opponent	Year
1	57.5	at UT Arlington	1981
2	54.0	Louisiana	1979
3	53.0	at Idaho	2014
4	52.0	Central Arkansas	2020
5	50.8	at South Alabama	2019
6	50.7	Southern Illinois	1975
7	49.6	at Memphis	1987
T8	49.2	at Texas State	2014
T8	49.2	Louisiana	1973

TEAM SINGLE SEASON

MOST PUNTS

Rk	No.	Year
1	88	1993
T2	87	1998
T2	87	1980
4	83	1968
5	81	2016
6	79	2003
7	78	1978
8	73	1994
9	72	2015
10	71	1982

MOST YARDS

Rk	No.	Year
1	3576	1998
2	3559	1980
3	3439	1993
4	3373	2014
5	3165	2016
6	3085	2003
7	3075	2015
8	3033	1978
9	2995	2021
10	2989	1994

HIGHEST AVERAGE

Rk	No.	Year
1	44.2	2019
2	43.4	2021
3	42.7	2015
4	42.3	2009
5	41.6	2014
6	41.5	1975
7	41.4	2004
8	41.3	1995

PUNT RETURN RECORDS



TEAM SINGLE SEASON

MOST RETURNS

Rk	No.	Player vs Opp.	Year
1	9	Blaise Taylor at New Mexico State	2017
2	8	Steve Hanschen vs Northwestern State	1978
T3	7	James Johnson vs Troy	2005
T3	7	Terry Whiting vs Trinity	1970
T3	7	Terry Whiting vs Southeastern	1968
T6	6	Billy Bowers at Memphis	1983
T6	6	Steve Hanschen vs McNeese State	1978

MOST YARDS RETURNED

Rk	No.	Player vs Opp.	Year
1	147	Terry Whiting vs ULM	1971
2	130	James Johnson vs UT Martin	2005
3	114	Blaise Taylor at New Mexico State	2017
4	111	Blaise Taylor at New Mexico State	2015
5	109	Kevin Jones vs Memphis	2007
6	104	Blaise Taylor vs Appalachian State	2014
7	98	Blaise Taylor at Georgia State	2016
8	94	Steve Hanschen at Louisiana	1978
T9	92	Don Riggs vs Murray State	1955
T9	92	Howard Cissell vs Lewis College	1955

HIGHEST AVERAGE (MIN 3 RETURNS)

Rk	No.	Player vs Opp.	Year
1	34.7	Blaise Taylor vs Appalachian State	2014
2	32.7	Blaise Taylor at Georgia State	2016
3	29.4	Terry Whiting vs ULM	1971
4	28.3	Kevin Jones vs Texas Southern	2008
5	27.8	Blaise Taylor at New Mexico State	2015
6	26.0	James Johnson vs UT Martin	2005
7	24.7	Mike Cox vs UT Martin	2003
8	24.3	Keith Weaver vs Chattanooga	1982
9	22.3	Brandon Thompkins vs FIU	2007
10	20.3	Dylan Walker vs Mississippi Valley State	2009

INDIVIDUAL SINGLE SEASON

MOST RETURNS

Rk	No.	Player	Year
1	51	Steve Hanschen	1978
2	36	James Johnson	2005
3	30	Chris Collier	1989
T4	29	Blaise Taylor	2016
T4	29	Blaise Taylor	2014
6	28	Warren Wand	2018
T7	27	Blaise Taylor	2017
T7	27	Billy Bowers	1984
T7	27	Billy Bowers	1983
10	26	Jerry McKenna	1977



Blaise Taylor (2014-17)

MOST YARDS RETURNED

Rk	No.	Player	Year
1	385	James Johnson	2006
2	370	Blaise Taylor	2017
3	322	Blaise Taylor	2015
4	311	Terry Whiting	1971
5	295	Steve Hanschen	1978
6	247	James Hickenbotham	2002
7	234	Blaise Taylor	2014
8	231	Warren Wand	2018
9	227	B.J. Edmonds	2019
10	225	Blaise Taylor	2016

HIGHEST AVERAGE (MIN 10 RETURNS)

Rk	No.	Player	Year
1	19.4	Terry Whiting	1971
2	14.8	Terry Whiting	1969
3	14.1	Dick Ritchey	1965
4	13.7	Blaise Taylor	2017
5	13.4	Blaise Taylor	2015
6	12.3	David Hines	1972

RECORDS



PUNT RETURN RECORDS

RECORDS CAREER

MOST RETURNS

Rk	No.	Player	Years
1	109	Blaise Taylor	2014-17
2	66	Terry Whiting	1968-71
3	63	Steve Hanschen	1976-79
4	58	Chris Collier	1988-90
T5	56	Kevin Jones	2005-08
T5	56	Billy Bowers	1981-84
7	43	James Johnson	2004-05
T8	42	Keith Weaver	1981-84
T8	42	Dick Ritchey	1964-67
T8	42	Reginald Murphy	1993-96

MOST YARDS RETURNED

Rk	No.	Player	Years
1	1151	Blaise Taylor	2014-17
2	748	Terry Whiting	1968-71
3	478	James Johnson	2004-05
4	470	Kevin Jones	2005-08
5	444	Dick Ritchey	1964-67
6	349	Reginald Murphy	1993-96
7	345	Chris Collier	1988-90
8	328	Steve Hanschen	1976-79

TEAM SINGLE GAME

MOST RETURNS

Rk	No.	Opponent	Year
1	9	at New Mexico State	2017
2	8	Chattanooga	1975
T3	7	Troy	2005
T3	7	Louisiana Tech	1983
T3	7	at Tulsa	1978
T3	7	Lamar	1974
T3	7	Trinity	1970
T3	7	Southeastern	1968

MOST YARDS RETURNED

Rk	No.	Opponent	Year
1	165	ULM	1971
2	127	UT Martin	2005
3	114	at New Mexico State	2017
4	111	at New Mexico State	2015
5	110	Indiana State	1973
6	109	Memphis	2007
7	108	Texas Southern	2008
8	104	Appalachian State	2014
9	104	Mississippi Valley State	2009
10	98	at Georgia State	2016

HIGHEST AVERAGE

Rk	No.	Opponent	Year
1	34.7	Appalachian State	2014
2	27.8	at New Mexico State	2015
3	27.5	ULM	1971
4	27.0	Texas Southern	2008
5	24.7	UT Martin	2003
6	24.5	at Georgia State	2016
7	24.3	Chattanooga	1982
8	22.0	Indiana State	1973
9	21.2	UT Martin	2005
10	19.3	FIU	2007

TEAM SINGLE SEASON

MOST RETURNS

Rk	No.	Year
1	53	1978
2	50	1975
3	39	2005
4	37	2016
5	36	2015
T6	35	2014
T6	35	1983
8	34	1970
T9	32	2018
T9	32	1977

MOST YARDS RETURNED

Rk	No.	Year
1	437	1975
2	427	1971
3	413	2015
4	391	2005
5	370	2017
6	307	1973
7	305	1978
8	299	1965

HIGHEST AVERAGE

Rk	No.	Year
1	18.9	1961
2	15.2	1971
3	13.8	1962
4	13.7	2017
5	13.0	2007
6	12.9	1958
7	12.5	1969

KICKOFF RETURN RECORDS



INDIVIDUAL SINGLE GAME

MOST RETURNS

Rk	No.	Player vs Opp.	Year
1	9	Alan Lamar vs App State	2021
T2	8	Brandon Thompkins at Tennessee	2007
T2	8	Chris Collier at North Texas	1988
T4	7	J.D. McKissic at Toledo	2015
T4	7	Brandon Thompkins at ULM	2007
T4	7	Brandon Thompkins at FAU	2007
T4	7	Brandon Thompkins at Troy	2006
T4	7	Chris Easley at North Texas	2003
T4	7	Robert Kilow vs Boise State	2000
T10	6	Alan Lamar vs Memphis	2021
T10	6	Brandon Thompkins at FIU	2008
T10	6	Darren Toney vs Louisiana	2005
T10	6	Darren Toney at Idaho	2004
T10	6	Terrence Dunbard at Texas A&M	2003
T10	6	Lamont Zachery vs Louisiana Tech	1998
T10	6	Chappell Mitchell vs Central Arkansas	1997
T10	6	Kendricke Bullard at Toledo	1992
T10	6	Chris Collier at Ole Miss	1989

MOST YARDS RETURNED

Rk	No.	Player vs Opp.	Year
1	232	Alan Lamar at South Alabama	2021
2	211	J.D. McKissic at Toledo	2015
3	194	Brandon Thompkins at Tennessee	2007
4	185	Alan Lamar vs Coastal Carolina	2021
5	184	Brandon Thompkins at ULM	2007
6	178	Alan Lamar at Tulsa	2021
7	176	Lamont Zachery vs Louisiana	1997
8	174	Blaise Taylor vs Louisiana Tech	2015
9	173	Robert Kilow vs New Mexico State	2000
10	171	Alan Lamar vs App State	2021

HIGHEST AVERAGE (MIN 3 RETURNS)

Rk	No.	Player vs Opp.	Year
1	47.3	Kearney Balack vs Trinity	1970
2	46.4	Alan Lamar at South Alabama	2021
3	43.5	Blaise Taylor vs Louisiana Tech	2015
4	43.0	Darren Toney vs FIU	2007
5	40.3	Robert Kilow at NC State	2000
6	39.5	Rod Hall at Indiana	2010
7	35.7	Corey Walker vs Louisiana Tech	1996
8	35.6	Alan Lamar at Tulsa	2021
9	35.2	Lamont Zachery vs Louisiana	1997
10	35.0	J.D. McKissic vs Missouri	2015

LONGEST RETURN

Rk	No.	Player vs Opp.	Year
T1	100	Alan Lamar at South Alabama	2021
T1	100	Manuel Vidal vs Southern Arkansas	1953
3	99	Michael Adams vs Lamar	1986
T4	98	Blaise Taylor vs Louisiana Tech	2015

T4	98	J.D. McKissic vs Idaho	2013
T4	98	James Hickenbotham vs North Texas	2000
7	97	Richie Woit at Troy	1951
T8	95	Willie Harris vs Illinois State	1973
T8	95	Kearney Balack vs Trinity	1970
T10	93	Alan Lamar at Tulsa	2021
T10	93	James Hickenbotham vs Idaho	2001
T10	93	Chuck Monk vs North Texas	1989

INDIVIDUAL SINGLE SEASON

MOST RETURNS

Rk	No.	Player	Year
1	55	Alan Lamar	2021
2	49	Brandon Thompkins	2007
3	37	Rod Hall	2010
4	35	Brandon Thompkins	2009
T5	28	Chris Easley	2003
T5	28	Chappell Mitchell	1997
T7	27	Antonio Warren	2004
T7	27	Robert Kilow	2000
T9	26	Darren Toney	2004
T9	26	Chris Collier	1990

MOST YARDS RETURNED

Rk	No.	Player	Year
1	1333	Alan Lamar	2021
2	1062	Brandon Thompkins	2007
3	854	Rod Hall	2010
4	790	Brandon Thompkins	2009
5	724	Robert Kilow	2000
6	654	J.D. McKissic	2015
7	629	J.D. McKissic	2013
8	618	Chappell Mitchell	1997
9	593	Chris Collier	1990
10	559	Darren Toney	2004

HIGHEST AVERAGE (MIN 10 RETURNS)

Rk	No.	Player vs Opp.	Year
1	30.8	Andrew Tyron	2011
2	30.4	Kearney Balack	1970
3	30.0	J.D. McKissic	2013
4	27.7	Kirk Merritt	2019
5	27.2	J.D. McKissic	2015
6	27.1	Dick Ritchey	1966
7	26.8	Robert Kilow	2000
T8	26.7	Michael Adams	1986
T8	26.7	Willie Harris	1973
T10	26.6	Paul Stephens	2008
T10	26.6	Robert Kilow	1998

RECORDS



KICKOFF RETURN RECORDS

RECORDS CAREER

MOST RETURNS

Rk	No.	Player	Years
1	123	Brandon Thompkins	2006-09
2	73	James Hickenbotham	1999-02
3	72	Darren Toney	2004-07
T4	63	Robert Kilow	1998-00
T4	63	Chris Collier	1988-90
6	55	Alan Lamar	2021
7	53	J.D. McKissic	2012-15
T8	51	Rod Hall	2010-11
T8	51	Lamont Zachery	1996-99
10	50	Corey Walker	1993-96

MOST YARDS RETURNED

Rk	No.	Player	Years
1	2696	Brandon Thompkins	2006-09
2	1746	James Hickenbotham	1999-02
3	1513	Darren Toney	2004-07
4	1504	Robert Kilow	1998-00
5	1473	J.D. McKissic	2012-15
6	1333	Alan Lamar	2021
7	1212	Chris Collier	1988-90
8	1175	Corey Walker	1993-96
9	1146	Rod Hall	2010-11
10	1068	Kearney Blalack	1970-72

HIGHEST AVERAGE (MIN 20 RETURNS)

Rk	No.	Player	Years
1	27.8	J.D. McKissic	2012-15
2	25.2	Kirk Merritt	2018-19
3	25.1	Robert Kilow	1998-00
4	24.5	Daryl Rollins-Davis	2014-16
5	24.2	Alan Lamar	2021
6	24.0	Blaise Taylor	2014-17
7	23.9	James Hickenbotham	1999-02
T8	23.7	Kearney Blalack	1970-72
T8	23.7	Dick Ritchey	1964-67
10	23.5	Corey Walker	1993-96



Brandon Thompkins (2006-09)

TEAM SINGLE GAME

MOST RETURNS

Rk	No.	Opponent	Year
1	11	Louisiana Tech	1998
T2	9	App State	2021
T2	9	Coastal Carolina	2021
T2	9	at Tennessee	2007
T2	9	at Missouri	2004
T2	9	at Toledo	1990

MOST YARDS RETURNED

Rk	No.	Opponent	Year
1	232	at South Alabama	2021
2	227	Louisiana	1997
3	226	Idaho	2013
4	225	Louisiana Tech	2015
5	223	at Indiana	2010
6	218	Louisiana Tech	1998
7	216	at Toledo	2015
8	210	at Missouri	2004
9	209	at Tennessee	2007
10	200	Coastal Carolina	2021

HIGHEST AVERAGE

Rk	No.	Opponent	Year
1	58.0	at Utah State	2000
2	48.3	Illinois State	1973
3	47.3	Trinity	1970
4	46.4	at South Alabama	2021
5	45.2	Idaho	2013
6	41.0	North Texas	1989
7	37.5	FIU	2007
8	35.6	at Tulsa	2021
T9	35.0	Missouri	2015
T9	35.0	at Florida Atlantic	2011
10	34.0	Idaho	2001



TEAM SINGLE SEASON

MOST RETURNS

Rk	No.	Year
1	66	2007
2	62	2004
3	61	2021
4	60	1997
T5	57	2003
T5	57	1998
7	56	2010
8	54	1990
9	52	2000
10	51	2006

MOST YARDS RETURNED

Rk	No.	Year
1	1426	2007
2	1400	2021
3	1267	1997
4	1256	2000
5	1198	2010
6	1147	2004
7	1112	2015
8	1100	1998
9	1057	2014



DEFENSIVE RECORDS

RECORDS INDIVIDUAL SINGLE GAME

MOST TACKLES

Rk	No.	Player vs Opp.	Year
1	33	Bill Bergey vs Eastern Michigan	1968
2	25	Tyrell Johnson at North Texas	2005
3	23	Jordan Boyd vs Chattanooga	1982
T4	22	Derrick Toney at Colorado State	1991
T4	22	Foot Daley vs Delta State	1988
T6	21	Andy Henault vs New Mexico State	1998
T6	21	Cedric Buckley at Akron	1991
T8	20	Michael Beason vs Louisiana	1991
T8	20	Dan Miller at Memphis	1986
T8	20	Ron Smith vs Lamar	1979
T8	20	Jerry Muckensturm at Chattanooga	1972

MOST SACKS

Rk	No.	Player vs Opp.	Year
1	5	Ja'Von Rolland-Jones at Idaho	2014
T2	4	Brandon Joiner vs Louisiana	2011
T2	4	Alex Carrington vs Western Kentucky	2009
T2	4	Corey Williams vs Tulsa	2002
T2	4	Marvin Neloms vs Chattanooga	1984
T2	4	Blaise Taylor vs Louisiana Tech	2015

MOST INTERCEPTION RETURN YARDS

Rk	No.	Player vs Opp.	Year
1	99	Money Hunter vs Texas State	2015
2	96	Gordon Freeman vs St. Mary (Kan.)	1963
T3	95	Darrell Baker vs UNLV	1995
T3	95	Chappell Mitchell vs Louisiana	1996
5	94	Money Hunter vs Toledo	2014
6	92	Tyrell Johnson vs FIU	2005
T7	87	Al Johnson at Louisiana	1989
T7	87	Terry Whiting vs Abilene Christian	1971
T9	85	Blaise Taylor at ULM	2017
T9	85	Koby McKinnon vs FIU	2005

LONGEST INTERCEPTION RETURN

Rk	No.	Player vs Opp.	Year
1	99	Money Hunter vs Texas State	2015
2	96	Gordon Freeman vs St. Mary (Kan.)	1963
T3	95	Darrell Baker at UNLV	1995
T3	95	Chappell Mitchell at Louisiana	1996
5	94	Money Hunter vs Toledo	2014
6	92	Tyrell Johnson vs FIU	2005
7	87	Terry Whiting vs Abilene Christian	1973
T8	85	Blaise Taylor at ULM	2017
T8	85	Koby McKinnon vs FIU	2005
T10	75	Demario Davis at Iowa	2009
T10	75	Al Johnson at Memphis	1990

MOST OPPONENT FUMBLES RECOVERED

Rk	No.	Player vs Opp.	Year
1	3	Jerry Arant vs Southern Arkansas	1958

LONGEST FUMBLE RETURN

Rk	No.	Player vs Opp.	Year
1	100	Kelvin Cox vs UT Martin ^{TD}	2003
2	93	Rocky Hayes at Idaho ^{TD}	2014
3	80	Kivon Bennett at Georgia State ^{TD}	2021
4	76	Clark Watkins at Northern Illinois ^{TD}	1995
5	71	Marcus Brown vs ULM ^{TD}	2008
T6	60	Chris Humes vs South Alabama ^{TD}	2016
T6	60	Darryl Feemster vs Troy ^{TD}	2011
8	55	Tyrell Johnson at Idaho ^{TD}	2004

MOST BLOCKED KICKS

Rk	No.	Player vs Opp.	Year
T1	3	Tim Starston at ULM	2010
T1	3	Stacy Price at UT Arlington	1981
T1	3	Clevon Johnson vs UT Martin	1980
T4	2	Jimmy Lisko vs Idaho	1975
T4	2	Jimmy Lisko at Cincinnati	1975
T4	2	Rudy Wagner at Mississippi State	1951

INDIVIDUAL SINGLE SEASON

MOST TACKLES

Rk	No.	Player	Year
1	196	Bill Bergey	1968
2	155	Jerry Muckensturm	1972
3	151	Ron Smith	1979
4	146	Derrick Toney	1991
5	136	Bill Bergey	1967
6	134	Qushaun Lee	2013
T7	131	Wesley Williams	1978
T7	131	Jerry Muckensturm	1975
T7	131	Mike Malham	1974

MOST TACKLES PER GAME

Rk	No.	Player	Year
1	19.6	Bill Bergey	1968
2	15.1	Bill Bergey	1967
3	14.1	Jerry Muckensturm	1972
4	13.7	Ron Smith	1979
5	13.3	Derrick Toney	1991
6	13.1	Mike Malham	1974



MOST SACKS

Rk	No.	Player vs Opp.	Year
1	14	Lynn Rowland	1989
2	13.5	Ja'Von Rolland-Jones	2016
T3	13	Ja'Von Rolland-Jones	2017
T3	13	Brandon Joiner	2011
5	12.5	Chris Odom	2016
T6	11	Marvin Neloms	1985
T6	11	Carter Ray Crawford	1984
8	10.5	Alex Carrington	2008
T9	10	Clarence Williams	1998
T9	10	Robert Speer	1976

MOST SACKS

Rk	No.	Player	Year
1	11	Dennis Meyer	1970
2	9	Johnathan Burke	2003
3	8	Dick Ritchey	1965
T4	7	Jerome Sims	1983
T4	7	Dennis Meyer	1969
T6	6	Rocky Hayes	2015
T6	6	Tyrell Johnson	2007
T6	6	Chappell Mitchell	1998
T6	6	Al Johnson	1989
T6	6	Greg Lee	1985
T6	6	Orley Massena	1969

MOST INTERCEPTION RETURN YARDS

Rk	No.	Player	Year
1	153	Al Johnson	1990
2	146	Terry Whiting	1968
3	142	Tyrell Johnson	2007
4	129	Koby McKinnon	2005
5	128	Money Hunter	2015
6	122	Tyrone Jones	1988
7	120	Johnathan Burke	2003
T8	119	Nathan Herrold	2012
T8	119	Dick Ritchey	1965
T10	116	Khayyam Burns	2006
T10	116	Derrick Toney	1990

MOST OPPONENT FUMBLES RECOVERED

Rk	No.	Player	Year
1	6	Carter Ray Crawford	1984
2	5	Kirk Russell	1987

MOST BLOCKED KICKS

Rk	No.	Player	Year
1	8	Jimmy Lisko	1975
2	4	Tim Starson	2010
T3	3	Chris Odom	2015
T3	3	Stacy Price	1981
T3	3	Clevon Johnson	1980
T3	3	Chet Day	1977
T3	3	Ron Meeks	1976

YEAR-BY-YEAR TACKLES LEADERS

Year	Player	Tackles
1967	Bill Bergey	136
1968	Bill Bergey	196
1969	Clovis Swinney	106
1970	Dave Muckensturm	117
1971	Butch Murray	97
1972	Jerry Muckensturm	155
1973	Mike Malham	113
1974	Mike Malham	131
1975	Jerry Muckensturm	131
1976	Ralph Kelly	118
1977	Ralph Kelly	125
1978	Wesley Williams	131
1979	Ron Smith	151
1980	Mike Morris	124
1981	Mike Morris	107
1982	Mike Morris	125
1983	Stacy Price	105
1984	Carter Ray Crawford	89
1985	Oscar Willis	123
1986	Dan Miller	87
1987	Charlie Fredrick	81
1988	Foot Daley	125
1989	Jeff Plank	107
1990	Derrick Toney	85
1991	Derrick Toney	146
1992	Cedric Buckley	95
1993	Carlos Emmons	65
1994	DelRay Stephens	73
1995	Torrance Suggs	84
1996	Maurice Harris	100
1997	Javell Alexander	91
1998	Sean Mitchell	126
1999	Sean Mitchell	91
2000	Charles Mabry	96
2001	Les Echols	71
2002	Les Echols	105
2003	Les Echols	123
2004	Josh Williams	110
2005	Tyrell Johnson	112
2006	Tyrell Johnson	63
2007	Koby McKinnon	101
2008	Ben Owens	87
2009	Demario Davis	80
2010	Javon McKinnon	95
2011	Demario Davis	70
2011	Kelcie McCray	70
2012	Nathan Herrold	114
2013	Qushaun Lee	134
2014	Qushaun Lee	110
2015	Khari Lain	81
2016	Xavier Woodson-Luster	95
2017	Kyle Wilson	93
2018	Darreon Jackson	90
2019	Darreon Jackson	120
2020	Justin Rice	76
2021	Elery Alexander	84



DEFENSIVE RECORDS

RECORDS

YEAR-BY-YEAR SACK LEADERS

Year	Player	Sacks	Yards
1974	Eddie Morgan	6	-47
1975	Dick Dixon	7	--
1976	Robert Speer	10	--
1977	Ray Culpepper	6	-33
1978	Keith Cox	6	--
	Gene Spears	6	--
1979	Glen Koenig	8	--
1980	Steve Olliges	5	--
1981	Leveren Tillman	6	--
1982	Clyde Dumas	7	--
1983	Marvin Neloms	4	--
1984	Carter Ray Crawford	11	--
1985	Marvin Neloms	11	-88
1986	Charlie Fredrick	7	-42
1987	Charlie Fredrick	8	-42
1988	Foot Daley	4	-21
1989	Lynn Rowland	14	-78
1990	Jeff Fields	4	-24
1991	Scott Baker	2	-9
	Kenny Ingram	2	-5
1992	Kenny Ingram	7	-29
1993	Carlos Emmons	6	-46
1994	Michael Mason	3	-10
1995	Gary Jackson	6	-47
1996	Gary Jackson	4	-31
1997	Clarence Williams	5	-39
1998	Clarence Williams	10	-53
1999	LeMarcus Harris	5	-36
	Corey Williams	2.5	-16
2000	J.C. Miller	2.5	-17
2001	Eti Taula	3	-16
2002	Corey Williams	9	-64
2003	Jon Bradley	4	-21
	Zach Grigsby	4	-19
	Josh Williams	3	-16
2004	Jamarrow James	3	-24
2005	Brian Flagg	5	-21
2006	Koby McKinnon	3	-24
2007	Prince Hickman	3.5	-24
2008	Alex Carrington	10.5	-59
2009	Alex Carrington	9.0	-60
2010	Bryan Hall	8.5	-59
2011	Brandon Joiner	13	-99
2012	Tim Starson	5	-23
2013	Ryan Carrethers	4	-28
2014	Ja'Von Rolland-Jones	8	-41
2015	Ja'Von Rolland-Jones	9	-61
2016	Ja'Von Rolland-Jones	13.5	-71
2017	Ja'Von Rolland-Jones	13	-85
2018	Ronheen Bingham	9	-60
2019	William Bradley-King	8.5	-48
2020	Justin Rice	7.0	-70
2021	Kivon Bennett	8.0	-42

CAREER

MOST TACKLES

Rk	No.	Player	Years
1	493	Jerry Muckensturm	1972-75
2	436	Bill Bergey	1965-68
3	422	Ron Smith	1976-79
4	393	Qushaun Lee	2011-14
5	370	Mike Malham	1972-75
6	366	Mike Morris	1979-82

MOST TACKLES PER GAME

Rk	No.	Player	Years
1	11.8	Bill Bergey	1965-68
2	11.7	Jerry Muckensturm	1972-75
3	11.0	Ralph Kelly	1976-77
4	9.6	Ron Smith	1976-79
T5	9.0	Foot Daley	1987-88
T5	9.0	Jordan Boyd	1981-82

MOST SACKS

Rk	No.	Player	Years
1	43.5	Ja'Von Rolland-Jones	2014-17
2	28	Marvin Neloms	1983-86
3	21.5	Alex Carrington	2006-09
T4	21	Clarence Williams	1995-98
T4	21	Charlie Fredrick	1984-87
6	19	Robert Speer	1973-76
T7	17	Brandon Joiner	2010-11
T7	17	Bryan Hall	2006-09
T7	17	Glen Koenig	1976-79
10	16.5	Chris Odom	2013-16

MOST INTERCEPTIONS

Rk	No.	Player	Years
1	27	Dennis Meyer	1968-71
2	19	Dick Ritchey	1964-67
3	16	Terry Whiting	1968-71
4	15	Johnathan Burke	2002-03
T5	14	Al Johnson	1988-90
T5	14	Orley Massena	1966-69

MOST INTERCEPTION RETURN YARDS

Rk	No.	Player	Years
1	374	Terry Whiting	1968-71
2	309	Tyrell Johnson	2004-07
3	268	Money Hunter	2013-16
4	264	Al Johnson	1988-90
5	236	Koby McKinnon	2004-07
6	233	Dennis Meyer	1968-71
7	226	Dick Ritchey	1964-67



MOST OPPONENT FUMBLES RECOVERED

Rk	No.	Player	Years
1	8	Bill Muzik	1973-76
T2	7	Bill Bergey	1965-68
T2	7	Les Echols	2000-03

MOST BLOCKED KICKS

Rk	No.	Player	Years
1	8	Jimmy Lisko	1972-75
2	5	Chris Odom	2013-16
T3	4	Tim Starson	2009-12
T3	4	Greg Lee	1984-87
T3	4	Clevon Johnson	1979-80
T3	4	Ron Meeks	1975-76
T7	3	Stacy Price	1981-85
T7	3	Chet Day	1977-78

TEAM SINGLE GAME

MOST INTERCEPTIONS

Rk	No.	Opponent	Year
1	6	UT Arlington	1969
2	5	Nine teams	

MOST INTERCEPTION RETURN YARDS

Rk	No.	Opponent	Year
1	238	FIU	2005
2	131	Abilene Christian	1971
3	108	at Memphis	1990
4	104	at Louisiana Tech	1988
T5	99	Texas State	2015
T5	99	Texas A&M-Commerce	1987

MOST SACKS

Rk	No.	Opponent	Year
1	10	Southern Illinois	1989
2	9	Chattanooga	1975
T3	8	at Texas State	2016
T3	8	at Western Kentucky	2009
T3	8	at Chattanooga	1984
T6	7	at New Mexico State	2017
T6	7	Western Kentucky	2010

MOST FUMBLES RECOVERED

Rk	No.	Opponent	Year
1	6	at Mississippi State	1956
T2	5	Southern Utah	1997
T2	5	at UT Arlington	1978
T2	5	at Illinois State	1974
T2	5	at UT Arlington	1974
T2	5	Louisiana	1974



Jerry Muckensturm (1972-75)

MOST BLOCKED KICKS

Rk	No.	Opponent	Year
T1	3	ULM	2010
T1	3	at UT Arlington	1981
T1	3	UT Martin	1980

FEWEST TOTAL PLAYS ALLOWED

Rk	No.	Opponent	Year
1	42	at Delta State	1951

FEWEST TOTAL YARDS ALLOWED

Rk	No.	Opponent	Year
1	16	at Troy	1951

FEWEST RUSHING ATTEMPTS ALLOWED

Rk	No.	Opponent	Year
1	16	Murray State	1954

FEWEST YARDS ALLOWED RUSHING

Rk	No.	Opponent	Year
1	-24	at Lamar	1987

FEWEST PASS COMPLETIONS ALLOWED

Rk	No.	Opponent	Year
1	0	at Mississippi State	1956

FEWEST PASSING YARDS ALLOWED

Rk	No.	Opponent	Year
1	0	at Mississippi State	1956

FEWEST FIRST DOWNS ALLOWED

Rk	No.	Opponent	Year
T1	1	Concordia (Neb.)	1956
T1	1	Mississippi College	1962



DEFENSIVE RECORDS

RECORDS

FEWEST POINTS ALLOWED

Rk	No.	Opponent	Year
1	6	UT Arlington	1969

TEAM SINGLE SEASON

MOST INTERCEPTIONS

Rk	No.	Year
T1	32	1969
T1	32	1961
3	26	2015
4	25	1970
5	24	1952
6	23	1985

MOST INTERCEPTION RETURN YARDS

Rk	No.	Year
1	503	2015
2	386	1968
3	339	1990
4	320	1996
5	307	2005
6	293	2006
7	289	1975
8	278	1970
9	266	2014
10	263	1976

MOST SACKS

Rk	No.	Year
1	54	1984
2	45	1978
3	44	1985
T4	43	2016
T4	43	1975
T6	39	2002
T6	39	1977

MOST FUMBLE RECOVERIES

Rk	No.	Year
1	24	1987
2	22	1982
T3	21	1990
T3	21	1984
T3	21	1977
T3	21	1975
T3	21	1974

MOST FUMBLES BY OPPONENTS

Rk	No.	Year
T1	45	1984
T1	45	1981
T1	45	1977

MOST BLOCKED KICKS

Rk	No.	Year
1	11	1975
T2	6	1980
T2	6	1977
T4	5	2016
T4	5	2010
T4	5	1998
T7	4	2019
T7	4	2015
T7	4	1985
T7	4	1976

FEWEST TOTAL PLAYS ALLOWED

Rk	No.	Year
1	513	1960
2	519	1958
3	556	1965
4	558	1966

FEWEST TOTAL YARDS ALLOWED

Rk	No.	Year
1	1275	1951
2	1756	1964
3	1984	1962
4	1992	1960
5	2025	1965

FEWEST RUSHING ATTEMPTS ALLOWED

Rk	No.	Year
1	310	1950
2	332	1966
3	384	1967
4	393	2006
5	394	1965

FEWEST YARDS RUSHING ALLOWED

Rk	No.	Year
1	791	1951
2	863	1984
3	959	1969
4	1058	1968
5	1059	1985

FEWEST PASS COMPLETIONS ALLOWED

Rk	No.	Year
1	39	1953
2	46	1959
3	51	1958
4	53	1965
5	54	1964



FEWEST PASSING YARDS ALLOWED

Rk	No.	Year
1	414	1953
2	581	1964
3	594	1965
4	620	1962
5	651	1959

FEWEST TOUCHDOWN PASSES ALLOWED

Rk	No.	Year
T1	2	1975
T1	2	1969
T1	2	1964
T1	2	1953
T5	3	1978
T5	3	1960

FEWEST FIRST DOWNS ALLOWED

Rk	No.	Year
1	65	1951
2	104	1962
T3	105	1965
T3	105	1964

FEWEST POINTS ALLOWED

Rk	No.	Year
1	61	1964
2	81	1975
3	96	1962



MISCELLANEOUS RECORDS

RECORDS

TEAM SINGLE GAME

MOST PENALTIES

Rk	No.	Opponent	Year
1	18	at Utah State	2016

MOST YARDS PENALIZED

Rk	No.	Opponent	Year
1	185	Arkansas Tech	1955

FEWEST YARDS PENALIZED

Rk	No.	Opponent	Year
1	0	Multiple Times	

TEAM SINGLE SEASON

MOST PENALTIES

Rk	No.	Year
1	121	2005

MOST YARDS PENALIZED

Rk	No.	Year
1	1032	2015

FEWEST YARDS PENALIZED

Rk	No.	Year
1	391	1964



INDIVIDUAL SINGLE GAME

MOST RUSHING ATTEMPTS

Rk	No.	Player vs Opp.	Year
1	43	Barry Redden (Richmond)	1981

MOST YARDS RUSHING

Rk	No.	Player vs Opp.	Year
1	272	Joe Abdullah (Pacific)	1994

BEST RUSHING AVERAGE (MIN 15 ATT)

Rk	No.	Player vs Opp.	Year
1	15.7	Marquis Waford (Memphis)	2013

MOST TOUCHDOWNS RUSHING

Rk	No.	Player vs Opp.	Year
1	5	Kareem Hunt (Toledo)	2014

LONGEST RUSH

Rk	No.	Player vs Opp.	Year
1	99	Montrell Johnson (Louisiana)	2021
2	95	Keith White (Memphis)	1948
T3	92	Leon Fry (Abilene Christian)	1954
T3	92	Lennie Kelly (Delta State)	1950

MOST PASSING ATTEMPTS

Rk	No.	Player vs Opp.	Year
1	63	Jim Lindsey (Abilene Christian)	1970

MOST PASS COMPLETIONS

Rk	No.	Player vs Opp.	Year
1	37	Cody Wells (ULM)	2012

MOST PASSING YARDS

Rk	No.	Player vs Opp.	Year
1	508	Tim Rattay (Louisiana Tech)	1998

MOST PASSING TOUCHDOWNS

Rk	No.	Player vs Opp.	Year
1	7	Tim Rattay (Louisiana Tech)	1998

BEST PASSING PCT (MIN 20 ATT)

Rk	No.	Player vs Opp.	Year
1	.882	Clint Marks [30/34] (Middle Tennessee)	2004

MOST PASSES HAD INTERCEPTED

Rk	No.	Player vs Opp.	Year
T1	5	Michael Johnson (Akron)	1988
T1	5	Gene Johnson (Louisiana Tech)	1988
T1	5	David Bates (UT Arlington)	1985
T1	5	Ken Lauterbach (Abilene Christian)	1971
T1	5	Mike Grejbowski (Drake)	1969
T1	5	Tom Garza (Trinity)	1969

LONGEST PASS

Rk	No.	Player vs Opp.	Year
1	99	G. McCall to I. Likely (CCU)	2021
2	92	C. Longley to R. Williams (ACU)	1973
3	88	D. Brin to S. Crawford (Tulsa)	2021
T4	85	R. Dobbs to G. Jones (Navy)	2010
T4	85	W. Phythian to C. Andrews (ULM)	1986
T4	85	C. Norris to K. Farmer (Delta State)	1963
T7	84	P. McCall to T.Y. Hilton (FIU)	2008
T7	84	R. Slack to F. Turner (Northwestern State)	1987
T7	84	D. Sparkman to E. Lovelady (Memphis)	1984
T7	84	D. Sparkman to D. Crawford (Memphis)	1983

MOST PLAYS

Rk	No.	Player vs Opp.	Year
1	67	Jim Lindsey (Abilene Christian)	1970

MOST TOTAL YARDS GAINED

Rk	No.	Player vs Opp.	Year
1	506	Clint Longley (Abilene Christian)	1973

BEST AVERAGE YARDS PER PLAY

Rk	No.	Player vs Opp.	Year
1	16.3	Paul Carruth (Alabama)	1982

MOST RECEPTIONS

Rk	No.	Player vs Opp.	Year
1	18	Geoff Noisy (Nevada)	1996

MOST YARDS RECEIVING

Rk	No.	Player vs Opp.	Year
1	252	Jalen Tolbert (South Alabama)	2020

HIGHEST AVERAGE PER CATCH (MIN 3 REC)

Rk	No.	Player vs Opp.	Year
1	50.3	Phillip Dorsett (Miami)	2014

MOST RECEIVING TOUCHDOWNS

Rk	No.	Player vs Opp.	Year
T1	4	Isaiah Likely (Coastal Carolina)	2021
T1	4	Jalen Tolbert (South Alabama)	2019
T1	4	Troy Edwards (Louisiana Tech)	1998

MOST POINTS SCORED

Rk	No.	Player vs Opp.	Year
1	30	Kareem Hunt (Toledo)	2014

MOST TOUCHDOWNS SCORED

Rk	No.	Player vs Opp.	Year
1	5	Kareem Hunt (Toledo)	2014

MOST EXTRA POINT ATTEMPTS

Rk	No.	Player vs Opp.	Year
1	9	Jeremiah Detmer (Toledo)	2014



OPPONENT RECORDS

RECORDS

MOST EXTRA POINTS MADE

Rk	No.	Player (Team)	Year
1	9	Jeremiah Detmer (Toledo)	2014

MOST FIELD GOAL ATTEMPTS

Rk	No.	Player (Team)	Year
T1	7	Dustin Rivest (FIU)	2008
T1	7	Alan Smith (Texas A&M)	1983

MOST FIELD GOALS MADE

Rk	No.	Player (Team)	Year
T1	6	Sean Fleming (Wyoming)	1990
T1	6	Alan Smith (Texas A&M)	1983

LONGEST FIELD GOAL

Rk	No.	Player (Team)	Year
1	59	Alan Smith (Texas A&M)	1983
T2	57	Alan Smith (Texas A&M)	1983
T2	57	Mike Andrie (Lamar)	1987
4	55	Gregg Goodman (Southern Illinois)	1970
5	54	Skipper Butler (UT Arlington)	1968
T6	53	Sean Fleming (Wyoming)	1990
T6	53	Rafael Septien (Louisiana)	1976
T8	52	J. Borregales (FIU)	2019
T8	52	Rafael Septien (Louisiana)	1976
T10	51	Steve Artigue (Louisiana)	2017
T10	51	Jerry Pope (Louisiana Tech)	1973

MOST POINTS KICKING

Rk	No.	Player (Team)	Year
T1	20	Sean Fleming (Wyoming)	1990
T1	20	Alan Smith (Texas A&M)	1983

MOST PUNTS

Rk	No.	Player (Team)	Year
1	13	Ricky Gohlke (Lamar)	1975

MOST PUNTING YARDS

Rk	No.	Player (Team)	Year
1	470	Bucky Cribner (Kansas)	1981

BEST PUNTING AVERAGE

Rk	No.	Player (Team)	Year
1	54.4	Lachlan Wilson (Tulsa)	2021

LONGEST PUNT

Rk	No.	Player (Team)	Year
1	78	Steve Mick (Southern Illinois)	1976
2	74	Dale Conner (North Dakota)	1970
3	72	Brit Framel (Louisiana)	2006
T4	71	Hayes Hicken (UNLV)	2019
T4	71	Don Whitley (UT Arlington)	1973
T6	70	Will Goggans (Troy)	2010

T6	70	W. Atterberry (North Texas)	2010
T6	70	Bucky Scribner (Kansas)	1981

MOST PUNT RETURNS

Rk	No.	Player (Team)	Year
1	10	Rodregis Brooks (UAB)	1997

MOST PUNT RETURN YARDS

Rk	No.	Player (Team)	Year
1	160	J.T. Thatcher (Oklahoma)	2000

BEST AVERAGE PUNT RETURN (MIN 3 RET)

Rk	No.	Player (Team)	Year
1	32.0	J.T. Thatcher (Oklahoma)	2000

LONGEST PUNT RETURN

Rk	No.	Player (Team)	Year
1	85	Vic Minor (ULM)	1979
2	80	L. Singleton (FIU)	2007
3	78	Andy Nelson (Memphis)	1956
4	77	Jeff Steele (ULM)	1989
5	73	Stanley Kinchen (LSU)	1991
6	71	Tony Kowtski (Mississippi State)	1951
7	70	Norman Duplain (Mississippi State)	1950
8	65	Leon Fry (Abilene Christian)	1953
9	60	Billy Cannon (Texas A&M)	1983

MOST KICKOFF RETURNS

Rk	No.	Player (Team)	Year
1	7	Nate McGhee (Southern Illinois)	1987

MOST KICKOFF RETURN YARDS

Rk	No.	Player (Team)	Year
1	195	Vic Kubu (Murray State)	1963

BEST AVERAGE KICKOFF RETURN (MIN 3 RET)

Rk	No.	Player (Team)	Year
1	54.5	Charles McDaniel (Louisiana Tech)	1972

LONGEST KICKOFF RETURN

Rk	No.	Player (Team)	Year
1	100	Paul Hynes (Louisiana Tech)	1957
T2	99	JD Spielman (Nebraska)	2017
T2	99	Marcus Jones (Troy)	2017
T2	99	Vic Kubu (Murray State)	1963
T5	98	CJ Sanders (SMU)	2019
T5	98	U. Parrish (Tulsa)	2003
T7	97	Harold Robinson (Akron)	1991
T7	97	John Avery (Ole Miss)	1996
9	96	Vic Kubu (Murray State)	1963
T10	95	Marcus Green (ULM)	2017
T10	95	James Kennison (Louisiana)	1955



MOST INTERCEPTIONS

Rk	No.	Player (Team)	Year
T1	3	Steven Jones (App State)	2021
T1	3	C. Small (Florida Atlantic)	2006
T1	3	Andre Young (Louisiana Tech)	1981

MOST INTERCEPTION RETURN YARDS

Rk	No.	Player (Team)	Year
1	100	Marcus Jones (Troy)	2017

BEST AVERAGE INTERCEPTION RETURN (MIN 2)

Rk	No.	Player (Team)	Year
1	47.0	David Dumars (ULM)	1977

LONGEST INTERCEPTION RETURN

Rk	No.	Player (Team)	Year
1	100	Marcus Jones (Troy)	2017
2	94	Billy Bond (Louisiana Tech)	1956
3	90	Ron Irvin (Louisiana)	1977
T4	85	Izell Reese (UAB)	1997
T4	85	David Dumars (ULM)	1977
6	84	Lorenzo Ferguson (Virginia Tech)	1997
7	77	Percy Nabors (Memphis)	1983

TEAM SINGLE GAME

MOST RUSHING ATTEMPTS

Rk	No.	Opponent	Year
T1	73	Mississippi State	1992
T1	73	Southern Illinois	1971

MOST YARDS RUSHING

Rk	No.	Opponent	Year
1	505	Austin College	1954

MOST PASSING ATTEMPTS

Rk	No.	Opponent	Year
1	65	Abilene Christian	1970

MOST PASS COMPLETIONS

Rk	No.	Opponent	Year
T1	38	Louisiana Tech	1998
T1	38	Nevada	1996

MOST PASSING YARDS

Rk	No.	Opponent	Year
1	552	Louisiana Tech	1998

MOST PASSING TOUCHDOWNS

Rk	No.	Opponent	Year
1	7	Louisiana Tech	1998

BEST COMPLETION PERCENTAGE

Rk	No.	Opponent	Year
1	.808	North Texas [21/26]	1988

MOST PASSES HAD INTERCEPTED

Rk	No.	Opponent	Year
T1	5	FIU	2005
T1	5	Akron	1988
T1	5	Louisiana Tech	1988
T1	5	UT Arlington	1985
T1	5	Memphis	1975
T1	5	Abilene Christian	1971
T1	5	Drake	1969
T1	5	Trinity	1969

MOST PLAYS

Rk	No.	Opponent	Year
T1	99	Georgia State	2019
T1	99	Utah State	1996

MOST TOTAL YARDS GAINED

Rk	No.	Opponent	Year
1	730	Louisiana Tech	1998

MOST AVERAGE YARDS PER PLAY

Rk	No.	Opponent	Year
1	10.9	Coastal Carolina	2021

MOST FIRST DOWNS

Rk	No.	Opponent	Year
1	39	Georgia State	2019

MOST FIRST DOWNS RUSHING

Rk	No.	Opponent	Year
1	21	Texas State	2014

MOST FIRST DOWNS PASSING

Rk	No.	Opponent	Year
1	22	Louisiana Tech	1998

MOST FIRST DOWNS BY PENALTIES

Rk	No.	Opponent	Year
T1	4	Georgia State	2020
T1	4	Coastal Carolina	2017
T1	4	South Alabama	2014
T1	4	East Carolina	1996
T1	4	McNeese State	1986
T1	4	Southern Illinois	1983
T1	4	Louisiana Tech	1982

MOST POINTS SCORED

Rk	No.	Opponent	Year
1	95	Central Arkansas	1937

MOST TOUCHDOWNS SCORED

Rk	No.	Opponent	Year
1	15	Central Arkansas	1937



OPPONENT RECORDS

RECORDS

MOST EXTRA POINT ATTEMPTS

Rk	No.	Opponent	Year
T1	10	Louisiana Tech	1998
T1	10	LSU	1991

MOST EXTRA POINTS MADE

Rk	No.	Opponent	Year
1	10	LSU	1991

MOST FIELD GOALS ATTEMPTED

Rk	No.	Opponent	Year
1	7	Texas A&M	1983

MOST FIELD GOALS MADE

Rk	No.	Opponent	Year
T1	6	Wyoming	1990
T1	6	Texas A&M	1983

MOST PUNTS

Rk	No.	Opponent	Year
1	13	Lamar	1975

MOST PUNT YARDS

Rk	No.	Opponent	Year
1	506	New Mexico State	2017

BEST AVERAGE PUNT

Rk	No.	Opponent	Year
1	53.8	Southern Illinois	1982

MOST PUNT RETURNS

Rk	No.	Opponent	Year
1	10	UAB	1997

MOST PUNT RETURN YARDS

Rk	No.	Opponent	Year
1	160	Oklahoma	2000

BEST AVERAGE PUNT RETURN

Rk	No.	Opponent	Year
1	42.0	North Texas	1988

MOST KICKOFF RETURNS

Rk	No.	Opponent	Year
1	13	Texas A&M-Commerce	1987

MOST KICKOFF RETURN YARDS

Rk	No.	Opponent	Year
1	254	ULM	2017

BEST AVERAGE KICKOFF RETURN

Rk	No.	Opponent	Year
1	52.3	Texas A&M	2003

MOST PASSES INTERCEPTED

Rk	No.	Opponent	Year
T1	6	Utah State	2003
T1	6	Southern Miss	1979

MOST INTERCEPTION RETURN YARDS

Rk	No.	Opponent	Year
1	111	LSU	1991

MOST FUMBLES

Rk	No.	Opponent	Year
1	12	Louisiana	1974

MOST FUMBLES LOST

Rk	No.	Opponent	Year
1	6	Mississippi State	1956

MOST PENALTIES

Rk	No.	Opponent	Year
1	18	Trinity	1972

MOST PENALTY YARDS

Rk	No.	Opponent	Year
1	189	Northwestern State	1976



INDIVIDUAL

MOST RUSHING ATTEMPTS

Rk	No.	Player vs Opp.	Year
1	34	Calvin Harrell (Pecan Bowl)	1969

MOST YARDS RUSHING

Rk	No.	Player vs Opp.	Year
1	168	Richie Woit (Refrigerator Bowl)	1951

LONGEST RUSH

Rk	No.	Player vs Opp.	Year
1	72	Rickey Jemison (I-AA Playoff)	1986

MOST PASSING ATTEMPTS

Rk	No.	Player vs Opp.	Year
1	58	Ryan Aplin (GoDaddy.com Bowl)	2012

MOST PASS COMPLETIONS

Rk	No.	Player vs Opp.	Year
1	31	Justice Hansen (Camellia Bowl)	2017

MOST PASSING YARDS

Rk	No.	Player vs Opp.	Year
1	403	Fredi Knighten (GoDaddy Bowl)	2015

LONGEST PASS PLAY

Rk	No.	Player vs Opp.	Year
T1	75	J. Hansen to K. Sanders (Cure Bowl)	2016
T1	75	B. Crocker to S. Lockhard (Pecan Bowl)	1969

MOST PLAYS

Rk	No.	Player vs Opp.	Year
1	74	Justice Hansen (Camellia Bowl)	2017

MOST TOTAL YARDS

Rk	No.	Player vs Opp.	Year
1	430	Layne Hatcher (Camellia Bowl)	2019

MOST RECEPTIONS

Rk	No.	Player vs Opp.	Year
T1	11	J.D. McKissic (GoDaddy.com Bowl)	2013
T1	11	Taylor Stockemer (GoDaddy.com Bowl)	2012

MOST RECEIVING YARDS

Rk	No.	Player vs Opp.	Year
1	185	Taylor Stockemer (GoDaddy.com Bowl)	2012

MOST TOUCHDOWN CATCHES

Rk	No.	Player vs Opp.	Year
T1	3	Kendall Sanders (Cure Bowl)	2016
T1	3	Booker Mays (GoDaddy Bowl)	2015

MOST POINTS SCORED

Rk	No.	Player vs Opp.	Year
T1	18	Kendall Sanders (Cure Bowl)	2016
T1	18	Richie Woit (Refrigerator Bowl)	1951

MOST TOUCHDOWNS

Rk	No.	Player vs Opp.	Year
T1	3	Kendall Sanders (Cure Bowl)	2016
T1	3	Booker Mays (GoDaddy Bowl)	2015
T1	3	Richie Woit (Refrigerator Bowl)	1951

MOST EXTRA POINT ATTEMPTS

Rk	No.	Player vs Opp.	Year
T1	7	Scott Roper (I-AA Playoff)	1986
T1	7	Don LaPlante (Refrigerator Bowl)	1951

MOST EXTRA POINTS MADE

Rk	No.	Player vs Opp.	Year
1	7	Scott Roper (I-AA Playoff)	1986

MOST FIELD GOAL ATTEMPTS

Rk	No.	Player vs Opp.	Year
T1	4	Blake Grupe (Arizona Bowl)	2018
T1	4	Brian Davis (GoDaddy Bowl)	2014

MOST FIELD GOALS MADE

Rk	No.	Player vs Opp.	Year
1	3	Brian Davis (GoDaddy Bowl)	2014

LONGEST FIELD GOAL

Rk	No.	Player vs Opp.	Year
1	46	Blake Grupe (Camellia Bowl)	2019

MOST PUNTS

Rk	No.	Player vs Opp.	Year
1	12	Damon Foncham (Cure Bowl)	2016

MOST PUNT YARDS

Rk	No.	Player vs Opp.	Year
1	464	Damon Foncham (Cure Bowl)	2016

HIGHEST PUNT AVERAGE

Rk	No.	Player vs Opp.	Year
1	47.6	Steve Sampson (I-AA Playoff)	1987

LONGEST PUNT

Rk	No.	Player vs Opp.	Year
1	65	Stacy Gore (I-AA Playoff)	1984

MOST PUNT RETURNS

Rk	No.	Player vs Opp.	Year
1	7	Todd Horton (I-AA Playoff)	1986



POSTSEASON RECORDS

RECORDS

MOST PUNT RETURN YARDS

Rk	No.	Player vs Opp.	Year
T1	52	Billy Ray Bowers (I-AA Playoff)	1984
T1	52	Terry Whiting (Pecan Bowl)	1970

BEST PUNT RETURN AVERAGE

Rk	No.	Player vs Opp.	Year
1	26.0	Terry Whiting (Pecan Bowl)	1970

LONGEST PUNT RETURN

Rk	No.	Player vs Opp.	Year
1	48	Terry Whiting (Pecan Bowl)	1970

MOST KICKOFF RETURNS

Rk	No.	Player vs Opp.	Year
T1	5	Fred Barnett (I-AA Playoff)	1987
T1	5	Earl Easley (Diamond Bowl)	1986

MOST KICKOFF RETURN YARDS

Rk	No.	Player vs Opp.	Year
1	174	Blaise Taylor (New Orleans Bowl)	2015

LONGEST KICKOFF RETURN

Rk	No.	Player vs Opp.	Year
1	98	Blaise Taylor (New Orleans Bowl)	2015

MOST INTERCEPTIONS

Rk	No.	Player vs Opp.	Year
T1	2	BJ Edmonds (Camellia Bowl)	2017
T1	2	Mike Adams (I-AA Playoff)	1986
T1	2	Billy Ray Bowers (I-AA Playoff)	1984
T1	2	Dennis Meyer (Pecan Bowl)	1968
T1	2	John Koldus (Refrigerator Bowl)	1952

MOST INTERCEPTION RETURN YARDS

Rk	No.	Player vs Opp.	Year
1	94	Money Hunter (GoDaddy Bowl)	2015

LONGEST INTERCEPTION RETURN

Rk	No.	Player vs Opp.	Year
1	94	Money Hunter (GoDaddy Bowl)	2015

TEAM

MOST RUSHING ATTEMPTS

Rk	No.	Game	Year
1	71	I-AA Playoff (Delaware)	1986

MOST YARDS RUSHING

Rk	No.	Game	Year
1	526	I-AA Playoff (Delaware)	1986

MOST PASSING ATTEMPTS

Rk	No.	Game	Year
T1	58	Camellia Bowl	2017
T1	58	GoDaddy.com Bowl	2011

MOST PASSES COMPLETED

Rk	No.	Opponent	Year
1	32	Camellia Bowl	2017

MOST PASSING YARDS

Rk	No.	Opponent	Year
1	403	GoDaddy Bowl	2015

MOST PASSING TOUCHDOWNS

Rk	No.	Opponent	Year
1	5	GoDaddy Bowl	2015

MOST PASSES HAD INTERCEPTED

Rk	No.	Opponent	Year
T1	3	Arizona Bowl	2018
T1	3	GoDaddy.com Bowl	2011
T1	3	Pecan Bowl	1970
T1	3	Refrigerator Bowl	1952

BEST COMPLETION PERCENTAGE

Rk	Pct.	Opponent	Year
1	.700	GoDaddy.com Bowl [21/30]	2013

MOST PLAYS

Rk	No.	Opponent	Year
1	97	Camellia Bowl	2017

MOST TOTAL YARDS

Rk	No.	Opponent	Year
1	646	I-AA Playoff (Delaware)	1986

MOST POINTS

Rk	No.	Opponent	Year
1	55	I-AA Playoff (Delaware)	1986

MOST TOUCHDOWNS

Rk	No.	Opponent	Year
T1	7	I-AA Playoff (Delaware)	1986
T1	7	Refrigerator Bowl	1951



MOST EXTRA POINTS

Rk	No.	Opponent	Year
1	7	I-AA Playoff (Delaware)	1986

MOST FIELD GOALS

Rk	No.	Game	Year
1	3	GoDaddy Bowl	2014

MOST PUNTS

Rk	No.	Game	Year
1	12	Cure Bowl	2016

BEST PUNT AVERAGE

Rk	No.	Game	Year
1	47.6	I-AA Playoff (Northern Iowa)	1987

MOST FIRST DOWNS

Rk	No.	Game	Year
1	31	Camellia Bowl	2019

MOST FUMBLES

Rk	No.	Game	Year
T1	5	I-AA Playoff (Northern Iowa)	1987
T1	5	I-AA Playoff (Gambling)	1985
T1	5	I-AA Playoff (Montana State)	1984
T1	5	I-AA Playoff (Chattanooga)	1984

MOST FUMBLES LOST

Rk	No.	Game	Year
1	5	I-AA Playoff (Montana State)	1984

MOST PENALTIES

Rk	No.	Game	Year
1	15	Cure Bowl	2016

MOST BLOCKED KICKS

Rk	No.	Game	Year
1	2	Refrigerator Bowl	1951

MOST FUMBLES RECOVERED

Rk	No.	Game	Year
T1	3	Cure Bowl	2016
T1	3	I-AA Playoff (Delaware)	1986
T1	3	I-AA Playoff (Nevada)	1985



CENTENNIAL BANK STADIUM RECORDS

RECORDS

INDIVIDUAL

MOST POINTS SCORED

No.	Player vs Opp.	Year
30	Corey Walker (ASU) vs Louisiana Tech	1996

MOST TOUCHDOWNS

No.	Player vs Opp.	Year
5	Corey Walker (ASU) vs Louisiana Tech	1996

MOST EXTRA POINTS

No.	Player vs Opp.	Year
11	Josh Arauco (ASU) vs Texas Southern	2009
11	Scott Roper (ASU) vs Texas A&M-Commerce	1987

MOST FIELD GOALS

No.	Player vs Opp.	Year
6	Brian Davis (ASU) vs Central Arkansas	2012

LONGEST FIELD GOAL

No.	Player vs Opp.	Year
63	Scott Roper (ASU) vs North Texas	1987
63	Joe Duren (ASU) vs McNeese State	1974

MOST NET YARDS GAINED

No.	Player (Team)	Year
272	Joe Abdullah (Pacific)	1994
269	LaDainian Tomlinson (TCU)	1999
242	Willie English (UCF)	1991
238	Chris Smith (Louisiana)	2021
235	Irving Spikes (ULM)	1993
234	Stephen Starring (McNeese State)	1980
229	Marcus Cox (Appalachian State)	2014
225	Reggie Arnold (ASU) vs Louisiana	2007
223	John Henry White (Louisiana Tech)	1977
221	Michael Gordon (ASU) vs Idaho	2015

MOST CARRIES

No.	Player vs Opp.	Year
43	Barry Redden (Richmond)	1981

LONGEST RUSH

No.	Player vs Opp.	Year
99	Montrell Johnson (Louisiana)	2021

MOST PASS ATTEMPTS

No.	Player vs Opp.	Year
56	Patrick Mitchell (Utah State)	1995

MOST COMPLETIONS

No.	Player vs Opp.	Year
37	Cody Wells (ULM)	2012

MOST YARDS PASSING

No.	Player vs Opp.	Year
508	Tim Rattay (Louisiana Tech)	1998

MOST TOUCHDOWN PASSES

No.	Player vs Opp.	Year
7	Tim Rattay (Louisiana Tech)	1998

MOST PASSES HAD INTERCEPTED

No.	Player vs Opp.	Year
5	David Bates (UT Arlington)	1985

BEST COMPLETION PCT (MIN 10 ATT)

Pct.	Player vs Opp.	Year
100	Wayne Hatcher [12-12] (ASU) vs UCA	2021

LONGEST PASS PLAY

No.	Player vs Opp.	Year
99	G. McCall to I. Likely (Coastal Carolina)	2021

MOST PLAYS

No.	Player vs Opp.	Year
92	Justice Hansen (ASU) vs Troy	2017

MOST TOTAL YARDS GAINED

No.	Player vs Opp.	Year
489	Justice Hansen (ASU) vs Troy	2017

MOST RECEPTIONS

No.	Player vs Opp.	Year
15	Jonathan Adams Jr. (ASU) vs Georgia St.	2020

MOST RECEIVING YARDS

No.	Player vs Opp.	Year
310	Corey Rucker (ASU) vs ULM	2020

MOST TOUCHDOWN RECEPTIONS

No.	Player vs Opp.	Year
4	Isaiah Likley (Coastal Carolina)	2021
4	Corey Rucker (ASU) vs ULM	2020
4	Omar Bayless (ASU) vs SMU	2019
4	Troy Edwards (Louisiana Tech)	1998

MOST PUNTS

No.	Player vs Opp.	Year
12	Scot Simons (ASU) vs UAB	1997
12	John Howell (Chattanooga)	1975

MOST PUNTING YARDS

No.	Player vs Opp.	Year
463	Dennis Pendergraft (Northwestern State)	1978



BEST PUNT AVERAGE (MIN 3 PUNTS)

No.	Player vs Opp.	Year
58.0	Stephen Hogan (ASU) vs Appalachian State	2014

LONGEST PUNT

No.	Player vs Opp.	Year
80	Joe Slayton (ASU) vs Lamar	1979

MOST KICKOFF RETURNS

No.	Player vs Opp.	Year
9	Alan Lamar vs App State	2021

MOST KICKOFF RETURN YARDS

No.	Player vs Opp.	Year
185	Alan Lamar vs Coastal Carolina	2021

LONGEST KICKOFF RETURN

No.	Player vs Opp.	Year
99	Marcus Jones (Troy)	2017
99	Michael Adams (ASU) vs Lamar	1986

MOST PUNT RETURNS

No.	Player vs Opp.	Year
8	Steve Hanschen (ASU) vs Northwestern State	1978

MOST PUNT RETURN YARDS

No.	Player vs Opp.	Year
130	James Johnson (ASU) vs UT Martin	2005

LONGEST PUNT RETURN

No.	Player vs Opp.	Year
89	Kevin Jones (ASU) vs Memphis ^{TD}	2007

MOST INTERCEPTIONS

No.	Player vs Opp.	Year
3	Chris Thompson (Nicholls State)	2001
3	Greg Lee (ASU) vs UT Arlington	1985

MOST INTERCEPTION RETURN YARDS

No.	Player vs Opp.	Year
99	Money Hunter (ASU) vs Texas State	2015

LONGEST INTERCEPTION RETURN

No.	Player vs Opp.	Year
100	Marcus Jones (Troy)	2017

TEAM

MOST POINTS SCORED

No.	Opponent	Year
83	Arkansas State vs Texas Southern	2009

MOST COMBINED POINTS

No.	Opponent	Year
111	Arkansas State (59) vs Georgia State (52)	2020

MOST TOTAL YARDS

No.	Opponent	Year
764	Arkansas State vs New Mexico State	2014

MOST YARDS RUSHING

No.	Opponent	Year
621	Arkansas State vs UT Martin	1984

MOST YARDS PASSING

No.	Opponent	Year
552	Louisiana Tech	1998

MOST FIRST DOWNS

No.	Opponent	Year
35	Arkansas State vs Memphis	2021

MOST PLAYS

No.	Opponent	Year
99	Arkansas State vs Utah State	1995

FEWEST YARDS ALLOWED

No.	Opponent	Year
57	Arkansas State vs Chattanooga	1975

FEWEST RUSHING YARDS ALLOWED

No.	Opponent	Year
11	Arkansas State vs Louisiana Tech	1983

FEWEST PASSING YARDS ALLOWED

No.	Opponent	Year
-3	Louisiana	1981



ATTENDANCE RECORDS

RECORDS



A Centennial Bank Stadium record crowd of 31,243 saw A-State defeat Middle Tennessee in 2012

ALL-TIME TOP A-STATE CROWDS

Crowd	Opponent	Result	Year
102,368	at Tennessee	27-48, L	2007
100,495	at Alabama	7-57, L	2018
99,538	at Tennessee	19-34, L	2014
92,746	at Georgia	0-55, L	2019
92,138	at Alabama	0-35, L	2008
91,611	at LSU	3-53, L	2004
90,171	at Nebraska	36-43, L	2017
86,825	at Auburn	14-51, L	2016
86,520	at Georgia	17-45, L	2001
85,290	at Nebraska	13-42, L	2012
85,035	at Nebraska	9-38, L	2009
84,440	at Texas	13-21, L	2007
84,051	at Florida	6-44, L	1993
83,441	at Auburn	26-52, L	2010
83,246	at Auburn	9-38, L	2013
80,051	at LSU	6-42, L	1998
79,809	at USC	6-55, L	2015
79,145	at Georgia	7-38, L	1997
78,943	at Auburn	0-27, L	2006

TOP A-STATE HOME CROWDS

Crowd	Opponent	Result	Year
31,243	Middle Tennessee	45-0, W	2012
30,451	UAPB	62-11, W	2013
30,427	Memphis	35-47, L	2004
30,243	ULM	45-23, W	2012
29,872	Memphis	47-3, W	2011
29,465	Central Arkansas	36-35, W	1997
29,317	ULM	28-14, W	2014
29,143	Missouri	20-27, L	2015
29,029	Utah State	21-14, W	2014
28,041	Memphis	33-28, W	2012
28,012	Central Arkansas	23-28, L	2016
27,918	Central Arkansas	53-24, W	2011
27,462	Troy	25-32, L	2017
26,781	Idaho	48-24, W	2013
26,634	Missouri State	70-7, W	2015
26,182	Toledo	10-31, L	2016
26,143	Montana State	37-10, W	2014
26,012	Troy	41-34, W	2013
25,938	Southern Miss	24-27, L	2008
25,916	Coastal Carolina	51-17, W	2017
25,219	Louisville	24-34, L	2010
25,160	Western Kentucky	13-26, L	2012
25,112	Central Arkansas	17-7, W	1996
24,578	Louisiana	7-23, L	2013
24,371	UAPB	48-3, W	2017
24,256	Middle Tennessee	31-14, W	2008
24,176	Southern Illinois	41-28, W	2019

**Win later vacated due to NCAA sanctions.*

Indicates night game (6:00 p.m. or later start)

CENTENNIAL BANK STADIUM YEARLY ATTENDANCE



Year	Total	Games	Average	Record
1974	42,735	Five (5 day, 0 nite)	8,547	5-0
1975	64,160	Five (2 day, 3 nite)	12,832	5-0
1976	53,754	Five (0 day, 5 nite)	10,751	3-2
1977	57,694	Five (2 day, 3 nite)	11,539	2-2
1978	63,226	Four (1 day, 3 nite)	12,645	4-0
1979	75,320	Five (2 day, 3 nite)	15,064	2-3
1980	61,282	Five (1 day, 4 nite)	12,257	2-3
1981	62,697	Five (3 day, 2 nite)	12,539	3-2
1982	68,135	Five (3 day, 2 nite)	13,627	2-3
1983	52,956	Four (1 day, 3 nite)	13,239	3-2
1984	50,103	Six (1 day, 5 nite)	8,351	5-0-1
1985	73,786	Six (3 day, 3 nite)	12,298	6-0
1986	106,310	Eight (4 day, 4 nite)	13,289	8-0
1987	78,876	Five (1 day, 4 nite)	15,775	4-1
1988	53,128	Four (1 day, 3 nite)	13,295	2-2
1989	77,864	Five (1 day, 4 nite)	15,573	2-3
1990	45,958	Three (2 day, 1 nite)	15,319	2-1
1991	104,727	Six (3 day, 3 nite)	17,454	1-5
1992	44,500	Four (4 day, 0 nite)	11,125	1-3
1993	61,320	Five (2 day, 3 nite)	12,264	2-3
1994	34,763	Four (2 day, 2 nite)	8,691	1-3
1995	50,850	Six (3 day, 3 nite)	8,475	5-1
1996	72,863	Five (2 day, 3 nite)	14,565	4-1
1997	71,721	Five (2 day, 3 nite)	14,344	2-3
1998	63,652	Six (6 day, 0 nite)	10,609	3-3
1999	60,022	Five (3 day, 2 nite)	12,044	3-2
2000	57,571	Five (3 day, 2 nite)	11,514	1-4
2001	69,687	Five (3 day, 2 nite)	11,614	2-4
2002	60,702	Six (3 day, 3 nite)	13,199	4-2
2003	87,439	Four (1 day, 3 nite)	16,826	3-1
2004	61,307	Four (0 day, 4 nite)	15,327	2-2
2005	77,382	Five (0 day, 5 nite)	15,476	5-0*
2006	71,528	Four (1 day, 3 nite)	17,882	3-1*
2007	102,237	Six (1 day, 5 nite)	17,040	5-1
2008	105,525	Five (1 day, 4 nite)	21,105	4-1
2009	88,445	Five (2 day, 3 nite)	17,689	3-2
2010	86,969	Five (2 day, 3 nite)	17,394	4-2
2011	127,541	Six (0 day, 6 nite)	21,256	6-0
2012	158,389	Six (1 day, 5 nite)	26,398	5-1
2013	149,477	Six (1 day, 5 nite)	24,860	5-1
2014	149,163	Six (3 day, 3 nite)	24,860	5-1
2015	138,043	Six (1 day, 5 nite)	23,007	5-1
2016	136,200	Six (1 day, 5 nite)	22,700	4-2
2017	119,538	Five (1 day, 4 nite)	23,908	4-1
2018	119,001	Six (2 day, 4 nite)	19,834	4-2
2019	124,017	Six (2 day, 4 nite)	20,670	4-2
2020	24,095 [^]	Five (4 day, 1 nite)	4,819	3-2
2021	67,265	Six (2 Day, 4 nite)	11,211	1-5

RECORDS

[^] - Attendance limited due to COVID-19 Pandemic



COACHING RECORDS

RECORDS



F.T. Parks



Clinton Young



Earl W. Brannon



Foy Hammons



Tom Dandelet



Bill Stanley



Herbert Schwartz



Jack Dale



E.T. Renfro



Tommie Mills



Leslie Speck



Bill Adams



J.A. Tomlinson



Forrest England



Glen Harmeson



Gene Harlow



Hugh Taylor



King Block



Bennie Ellender



Bill Davidson



Larry Lacewell



Al Kincaid



Ray Perkins



John Bobo



Joe Hollis



Steve Roberts



Hugh Freeze



Gus Malzahn



Bryan Harsin



Blake Anderson



Butch Jones

Coach	Years	Seasons	Games	W-L-T	Pct.
F.T. Parks	1911-12	2	6	4-2-0	.667
Clinton Young	1913	1	5	3-1-1	.700
Earl W. Brannon	1914-17	4	27	16-9-2	.522
Foy Hammons	1919-21	3	19	8-10-1	.447
Tom Dandelet	1922-23	2	14	0-13-1	.036
Bill Stanley	1924	1	8	4-4-0	.500
Herbert Schwartz	1925-30	6	45	18-21-6	.467
Jack Dale	1931-32	2	15	9-6-0	.600
E.T. Renfro	1933	1	8	2-4-2	.375
Tommie Mills	1934-35	2	17	4-12-1	.265
Leslie Speck	1936-38	3	20	7-13-0	.350
Bill Adams	1939-41	3	21	5-14-2	.286
J.A. 'Ike' Tomlinson	1945	1	7	2-4-1	.357
Forrest 'Frosty' England	1946-53	8	79	49-21-9	.677
Glen Harmeson	1954	1	9	1-8-0	.111
Gene Harlow	1955-57	3	27	15-12-0	.556
Hugh 'Bones' Taylor	1958-59	2	18	7-11-0	.389
King Block	1960-62	3	27	13-14-0	.482
Bennie Ellender	1963-70	8	76	52-20-4	.711
Bill Davidson	1971-78	8	84	51-32-1	.613
Larry Lacewell	1979-89	11	131	69-58-4	.542
Al Kincaid	1990-91	2	22	4-17-1	.205
Ray Perkins	1992	1	11	2-9-0	.182
John Bobo	1993-96	4	44	13-30-1	.307
Joe Hollis	1997-2001	5	56	13-43-0	.232
Steve Roberts	2002-10	9	108	35-63-0*	.357
Hugh Freeze	2011	1	12	10-2-0	.833
Gus Malzahn	2012	1	12	9-3-0	.750
Bryan Harsin	2013	1	12	7-5-0	.583
Blake Anderson	2014-20	7	87	51-36-0	.586
Butch Jones	2021-cur.	1	12	2-10	.167
Totals		107	1040	485-508-37^	.489

* 10 wins later vacated due to NCAA sanctions. Actual on-field record was 45-63 for a .417 winning percentage
 ^ Actual on-field record is 495-508-37 for a .494 winning percentage



Larry Lacewell

MOST WINS (Top 10)

Coach	Years	Seasons	Games	W-L-T	Pct.
Larry Lacewell	1979-89	11	131	69-58-4	.542
Bennie Ellender	1963-70	8	76	52-20-4	.711
Bill Davidson	1971-78	8	84	51-32-1	.613
Blake Anderson	2014-cur.	7	87	51-36-0	.586
Forrest 'Frosty' England	1946-53	8	79	49-21-9	.677
Steve Roberts	2002-10	9	108	35-63-0*	.357
Herbert Schwartz	1925-30	6	45	18-21-6	.467
Earl W. Brannon	1914-17	4	27	16-9-2	.522
Gene Harlow	1955-57	3	27	15-12-0	.556
King Block	1960-62	3	27	13-14-0	.482

* 10 wins later vacated due to NCAA sanctions. Actual on-field record was 45-63 for a .417 winning percentage



1955-PRESENT ASSISTANT COACHES

RECORDS

Coach	Years
Doug Allen	1992-96
Jody Allen	1992-93
Tom Allen	2011
Ryan Aplin	2021
Wayne Armstrong	1963-67
Blake Baker	2013
Curt Baldus	2021
Corey Batoon	2009-11
Brad Bedell	2013
Tate Behne	2002-07
Walt Bell	2014-15
King Block	1955-59
John Bobo	1992
Julius Brown	2013
Chris Buckner	2018
Leon Burtnett	1999-01
Keith Butler	1998
Ron Calcagni	1984-86
Bill Caldwell	1961
Steve Caldwell	1985-89, 2013
Roger Carr	1991
Jeff Carter	1999-01
Joe Cauthen	2014-18
Kyle Cefalo	2017-cur.
Pat Collins	1990
Mike Conway	2001
Kevin Corless	2002-10
Sean Coughlin	2019-20
Denny Creehan	1997
Jack Curtis	2002-08
Keith Daniels	1990-91
Bill Davidson	1965-69
Phil Davis	1983, 1987-91, 2001
Bob Denton	1959
Dan Dodd	2014-16
Elijah Drinkwitz	2012-13
Butch Duncan	1973
David Duggan	2019-20
Scott Durham	1992-97
Parker Dykes	1973-79
Brian Early	2014-18
Glen Elarbee	2014-15
Bennie Ellender	1962
Buster Faulkner	2016-18
Adam Federle	2010
Randy Fichtner	1997-01
Don Floyd	1964
Hugh Freeze	2010
Bubba Gibson	1990-91
Tony Gilbert	2002-10
Clinton Gore	1971-73
J.B. Grimes	2012
David Gunn	2002-12
Marvin Hagaman	1968-70
Brandon Hall	2012
Bush Hamdan	2013
Mike Hand	1990-96
Rob Harley	2021-cur.
Maurice Harris	2008-11
Eldon Hawley	1980-89
Grant Heard	2011
Keith Heckendorf	2019-cur.
Ricky Herzog	1991-96
Darren Hiller	2002-11
Dalton Hilliard	2021
Don Hoggard	1983-91
Palmer Hossler	1990-96

Coach	Years
Kenny Ingram	2012, 2020
Dean Jackson	2012
Jim Jackson	1959-61
Rashad Jackson	2019-20
Allen Johnson	2014-20
Jesse Johnson	1959-61
Brandon Joiner	2019-cur.
Joe Jones	1968-70
Tom Jordan	1994-96
Tim Keane	1973-89
Chris Kiffin	2011
Andy Kwon	2021-cur.
Larry Laceywell	1960-61
Harry Larche	1952
Rhett Lashlee	2012
Derrick Lett	2021-cur.
Matt Limegrover	2021-cur.
Desmond Lindsey	2019-20
Marquase Lovings	2022
Mike Malham	1971-84
Jim Marshall	2001
Pat Massey	1979-82
Mike McCarty	2004-07
Pete McGinnis	1992-95
Norval McKenzie	2016-18
David Mitchell	1975-91
Karl Morgan	1997-00
Nick Paremski	2018-20
Duyane Parker	1955-56
Luke Paschall	2014-17
Darrell Patterson	2001
Kevin Peoples	2002-09
Rick Petri	1980-88
Ed Pinkham	2019-20
Larry Porter	1999-01
Vinson Reynolds	2022
Jeff Richards	1991-96
Kent Riddle	2013
Troy Rothenbuhler	1997-01
Allen Rudolph	2016-18
Doug Ruse	2002-09
David Saunders	1996-97
Jake Schoonover	2022
John Shalala	2021-cur.
Jay Simpson	2022
Scott Skene	1993-95
Corby Smith	2001
George Smith	1979-82
Ken Stephens	1960
Greg Studrawa	1998-00
Tyler Siskey	2008-11
Trooper Taylor	2014-18
Bill Templeton	1965-79
John Thompson	2012-13
Mike Tomlin	1997-98
Tommy Tuberville	1983-84
Anthony Tucker	2013-15
Wilson Waites	1967
Sammy Weir	1971-72
Barry Wilson	1997-00
Paul Wilson	1996
Dennis Winston	1990-91
Gary Withrow	1973-89
Dave Wommack	2011
Casey Woods	2012
Dante Wright	2002-03
Don Yanowsky	1997-00

YEARLY OFFENSIVE STATISTICS



YEAR	PTS (AVG)	FIRST DOWNS				RUSHING				PASSING					TOTAL OFFENSE			TOP	3rd %
		PASS	RUSH	PEN	TOTAL	ATT	YDS	TD	AVG	COMP	ATT	YDS	TD/INT	AVG	PLAYS	YDS	AVG		
1970	322 (32.2)	73	127	12	212	547	2249	29	204.5	101	212	1825	11/25	165.9	759	4074	370.4	-	-
1971	174 (19.3)	64	97	10	171	444	1531	10	179.6	96	230	1617	10/18	170.1	674	3148	349.7	-	-
1972	163 (14.8)	27	125	12	164	625	2511	21	229.5	33	106	647	0/15	58.5	731	3158	288.0	-	-
1973	249 (24.9)	25	130	12	167	571	2648	30	264.8	40	96	568	3/7	56.8	667	3216	321.6	-	-
1974	215 (21.5)	34	126	16	176	565	2153	21	215.3	65	147	689	3/13	68.9	722	2842	284.2	-	-
1975	355 (32.3)	28	181	14	223	746	3745	42	340.5	39	97	538	3/7	50.7	843	4303	391.2	-	-
1976	274 (24.9)	28	140	13	181	639	3003	32	273.0	48	113	761	4/6	69.2	752	3764	342.2	-	39%
1977	184 (16.7)	60	124	17	201	566	2142	16	194.7	95	208	1423	6/13	129.4	774	3565	324.1	-	-
1978	163 (14.8)	53	104	11	168	581	2046	12	186.0	83	201	1166	4/17	106.0	782	3212	292.0	-	34%
1979	167 (15.2)	57	104	9	170	540	2177	13	197.9	92	203	112	7/18	101.1	743	3289	299.0	-	42%
1980	129 (11.7)	85	127	28	127	523	1719	10	156.3	52	126	538	5/15	48.9	658	2257	205.2	-	28%
1981	177 (16.1)	24	155	12	199	681	2928	15	266.2	47	100	454	4/13	41.3	781	3382	307.5	34.02	35%
1982	170 (15.5)	32	150	14	196	657	2782	17	252.9	62	123	783	6/9	71.2	780	3565	324.1	29.57	37%
1983	195 (17.7)	54	140	13	207	611	2758	20	250.7	96	190	1219	6/10	110.8	801	3977	361.5	31.54	40%
1984	296 (26.9)	137	40	7	184	615	3363	35	279.5	67	162	885	2/7	80.5	777	3959	359.9	32.42	39%
1985	289 (26.3)	140	48	11	199	631	2870	28	260.9	77	161	1272	10/9	115.6	792	4142	376.6	32.03	37%
1986	304 (27.6)	42	167	5	214	686	3259	27	296.3	63	127	909	6/5	82.6	813	4168	378.9	33.44	42%
1987	332 (30.2)	36	159	9	204	660	3521	37	298.5	51	107	782	5/6	71.6	767	4065	369.6	33.31	47%
1988	261 (23.7)	26	173	19	218	682	3266	33	296.9	40	97	524	3/5	47.6	779	3790	344.6	32.45	42%
1989	261 (23.7)	38	167	15	220	655	962	26	300.7	63	127	962	6/6	87.5	782	4270	388.2	31.50	42%
1990	200 (18.2)	74	124	26	224	521	2116	13	192.4	120	307	1887	11/17	171.6	828	4003	363.9	29.49	40%
1991	189 (17.2)	71	112	21	204	467	2120	18	164.0	126	276	1813	18/17	164.8	743	3617	328.8	27.30	37%
1992	118 (10.7)	69	74	14	157	398	1068	12	97.1	132	262	1570	4/7	142.7	660	2638	239.8	28.34	34%
1993	122 (11.1)	48	77	10	135	466	1405	8	127.7	108	218	1228	3/6	111.6	688	2633	239.4	31.22	22%
1994	123 (11.2)	54	71	11	136	421	1366	6	124.2	122	248	1209	7/10	109.9	669	2575	234.1	29.09	28%
1995	265 (24.1)	97	72	21	190	344	1447	16	131.5	206	392	2263	16/14	205.7	736	3710	337.7	27.14	33%
1996	272 (24.7)	111	64	23	198	348	1700	14	154.6	213	409	2388	19/20	217.1	757	4088	371.6	-	42%
1997	201 (18.2)	99	61	21	181	386	1045	15	95.0	157	343	2267	9/16	206.1	729	3312	301.1	29.19	34%
1998	216 (18.0)	103	64	12	179	396	1021	10	85.1	194	410	2875	15/13	239.6	806	3896	324.7	28.16	29%
1999	246 (22.4)	81	99	13	193	410	1617	11	147.0	139	293	1999	19/9	181.7	703	3616	328.7	28.54	32%
2000	247 (22.5)	75	71	12	158	335	1406	14	127.8	177	317	2023	14/9	183.9	652	3429	311.7	28.10	33%
2001	177 (16.1)	61	88	17	166	427	1610	11	146.4	125	275	1505	9/15	136.8	702	3115	283.2	28.59	27%
2002	259 (19.9)	80	116	11	207	537	2374	25	182.6	150	290	1868	7/9	143.7	827	4242	326.3	30.55	33%
2003	242 (20.2)	82	96	17	166	427	1610	11	147.0	139	293	1999	19/9	181.7	703	3616	328.7	28.54	32%
2004	215 (19.5)	102	87	10	199	400	1665	8	151.4	177	342	2270	14/17	206.4	742	3935	357.7	29.32	35%
2005	294 (24.5)	88	118	13	219	481	2318	21	193.2	162	299	2123	13/10	176.9	780	4441	370.1	27.57	37%
2006	182 (15.2)	82	121	21	224	507	2012	12	167.7	144	300	1735	8/15	144.6	807	3747	312.2	33.03	43%
2007	291 (24.2)	107	117	19	243	460	2502	16	176.0	205	388	2446	16/16	203.8	848	4558	379.8	29.51	36%
2008	324 (27.0)	95	125	18	238	488	2834	19	203.3	167	308	2346	16/8	195.5	796	4786	398.8	32.50	37%
2009	272 (22.7)	91	101	16	208	428	2016	21	135.2	191	330	2323	10/12	193.6	758	3946	328.8	29.48	33%
2010	360 (30.0)	131	108	23	262	418	1784	23	148.7	266	438	3057	23/12	254.8	856	4841	403.4	26.57	34%
2011	422 (32.5)	169	120	15	304	516	2005	25	154.2	326	500	3817	21/16	293.6	1016	5822	447.8	30.05	42%
2012	454 (34.9)	137	159	23	319	540	2952	31	206.2	279	412	3386	25/5	260.5	952	6067	466.7	29.02	47%
2013	379 (29.2)	117	147	11	275	579	2674	31	205.7	255	368	2627	14/7	202.1	947	5301	407.8	29.58	45%
2014	477 (36.5)	145	139	20	304	576	2813	35	216.4	276	488	3386	25/8	260.1	1024	6194	476.5	28.51	38%
2015	520 (40.0)	151	115	24	290	608	3007	35	231.3	207	365	2693	23/15	207.2	973	5700	438.5	30.27	39%
2016	355 (27.3)	124	102	16	242	517	1784	19	137.2	231	402	3148	21/9	242.2	919	4932	379.4	29.02	29%
2017	454 (37.8)	190	105	27	322	663	1831	17	152.6	317	512	4106	38/17	342.2	975	5937	494.8	28.51	44%
2018	394 (30.3)	157	123	22	302	508	2423	18	186.4	303	472	3675	28/10	282.7	980	6098	469.1	30.07	40%
2019	438 (33.7)	96	166	25	287	456	1977	13	127.2	298	469	4057	37/11	312.1	925	5711	439.3	27.39	40%
2020	362 (32.9)	170	73	26	269	387	1370	7	124.5	275	463	4008	39/9	364.4	850	5378	488.9	28.42	40%
2021	303 (25.3)	163	61	35	259	349	989	4	82.4	310	525	3767	27/17	313.9	874	4756	396.3	28.50	33%

RECORDS



YEARLY DEFENSIVE STATISTICS

RECORDS

YEAR	SOLO TKL	AST SKL	TACKLES	TFL-YARDS	SACKS-YARDS	INT-YARDS	BRUP	FR-YARDS	FF
1976	-	-	996	-	38	20-263	-	16	12
1977	-	-	1022	-	39	11-100	-	20	13
1978	-	-	974	72	45	13	-	19	13
1979	-	-	962	50	30	13	-	19	-
1980	-	-	913	53	20	20	-	17	14
1981	-	-	816	86	25	10	-	10	17
1982	-	-	943	97	27	10	-	19	12
1983	-	-	943	66	15	12	-	16	-
1984	-	-	946	-	52	21	-	22	-
1985	768	396	1154	64-150	44-347	23-149	52	17	17
1986	653	296	949	56-125	27-179	18-227	45	18	29
1987	646	264	910	48-101	34-210	18-164	36	24	18
1988	633	310	943	29-95	19-177	18-262	26	21	14
1989	652	251	903	43-129	36-205	14-219	39	4	9
1990	484	332	816	30-95	17-127	14-339	31	18	16
1991	614	419	1033	33-80	9-36	6-54	33	11	12
1992	580	319	899	27-56	9-36	7-74	21	9	7
1993	423	459	882	86-204	17-103	15-220	56	8	33
1994	453	434	887	55-156	12-55	13-64	31	8	20
1995	531	456	987	63-195	21-169	12-190	31	12	15
1996	468	451	919	53-169	20-125	18-325	36	4	4
1997	427	485	912	37-126	21-158	7-35	23	15-74	-
1998	524	538	1062	106-312	32-207	13-127	43	12-18	-
1999	399	464	863	70-277	19-125	10-142	38	9-34	9
2000	488	377	865	71-257	19-125	7-32	31	8-80	4
2001	453	368	821	60-167	8-58	5-38	33	15-94	9
2002	649	468	1117	88-292	39-188	16-196	49	18-27	25
2003	484	422	906	75-262	17-120	13-141	44	14-152	17
2004	474	348	822	49-153	13-88	8-133	32	12-85	14
2005	565	305	870	86-287	27-173	13-307	39	13-0	12
2006	440	218	658	55-124	13-103	19-293	30	7-19	7
2007	500	402	902	56-244	13-124	13-255	34	7-18	9
2008	471	314	785	81-303	26-163	15-193	39	9-139	9
2009	493	328	821	67-250	22-155	8-223	31	11-41	12
2010	512	424	936	68-310	27-209	11-173	33	14-58	17
2011	473	524	997	99-371	35-253	19-229	56	10-67	15
2012	495	50-9	1004	74-274	19-121	13-227	46	10-73	12
2013	452	488	940	71-297	26-180	9-117	57	12-64	13
2014	613	254	867	86-318	37-183	16-266	44	12-93	13
2015	330	522	852	88-340	31-201	26-503	51	8-41	9
2016	502	516	1018	125-441	43-265	11-136	48	11-60	15
2017	433	405	838	100-407	35-216	14-198	48	10-118	13
2018	440	489	929	100-370	35-222	12-145	42	8-34	12
2019	605	390	995	79-283	26-161	12-205	47	7-40	8
2020	485	234	719	76-296	20-157	6-115	37	6-0	7
2021	478	314	792	70-253	24-121	11-109	41	7-80	8

FIRST TEAM ALL-AMERICANS



Randy
Barnhill




Bill
Bergey



Ray
Brown



Dan
Buckley



Carter Ray
Crawford



Wayne
Dorton



Frank
Farella



Charlie
Fredrick



Calvin
Harrell




T.J.
Humphreys



Garry
Johnson



Ken
Jones



Doug
Lowery




Dennis
Meyer



Bill
Phillips



Tommy
Spiers



Dan
Summers



Clovis
Swinney



Jim
Wiseman



Richie
Woit

KEY: **AP**- Associated Press, **AFCA** - American Football Coaches Association (Kodak), **FN**- Football News, **FWAA**- Football Writers Association of America, **NAIA** - National Association of Intercollegiate Athletics, **SN**- Sporting News, **TM** - Time Magazine, **CFN**- CollegeFootballNews.com, **WC**- Walter Camp Football Foundation

Randy Barnhill (OG)

AP, AFCA, FN 1986

Bill Bergey (LB)

AP, AFCA 1968

Ray Brown (OT)

FN 1985

Dan Buckley (C)

AP 1969

Carter Ray Crawford (NG)

AP, AFCA, FN 1984
AP, AFCA, FN 1985

Wayne Dorton (OG)

AP 1971

Frank Farella (OG)

NAIA 1957

Charlie Fredrick (DT)

AP, AFCA, FN 1987

Calvin Harrell (RB)

AFCA 1970
AFCA 1971

T.J. Humphreys (OG)

AP 1976

Garry Johnson (OT)

CFN 2002

Ken Jones (OG)

FWAA, TM, SN 1975

Doug Lowery (OG)

AFCA 1973

Dennis Meyer (DB)

AP, AFCA 1971

Bill Phillips (OG)

AP 1970

Tommy Spiers (QB)

NAIA 1955

Dan Summers (LB)

AP 1964
AP 1965

Clovis Swinney (DT)

AP, AFCA 1969

Jim Wiseman (C)

AP, FN 1987

Richie Woit (RB)

AP 1953

HISTORY



ALL-AMERICANS

HISTORY

FIRST TEAM ALL-AMERICA

ASSOCIATED PRESS

1953	Richie Woit (RB)
1964	Dan Summers (LB)
1965	Dan Summers (LB)
1968	Bill Bergey (LB)
1969	Clovis Swinney (DT)
1970	Bill Phillips (OG)
1971	Wayne Dorton (OG)
1971	Dennis Meyer (DB)
1976	T.J. Humphreys (OG)
1984	Carter Ray Crawford (NG)
1985	Carter Ray Crawford (NG)
1986	Randy Barnhill (OG)
1987	Charlie Fredrick (DT)
1987	Jim Wiseman (C)

AMERICAN FOOTBALL COACHES ASSOCIATION

1968	Bill Bergey (LB)
1969	Clovis Swinney (DT)
1970	Calvin Harrell (RB)
1971	Calvin Harrell (RB)
1971	Dennis Meyer (DB)
1973	Doug Lowrey (OG)
1984	Carter Ray Crawford (NG)
1985	Carter Ray Crawford (NG)
1986	Randy Barnhill (OG)
1987	Charlie Frederick (DT)

FOOTBALL NEWS

1984	Carter Ray Crawford (NG)
1985	Carter Ray Crawford (NG)
1985	Ray Brown (OT)
1986	Randy Barnhill (OG)
1987	Charlie Fredrick (DT)
1987	Jim Wiseman (C)

FOOTBALL WRITERS ASSOCIATION

1975	Ken Jones (OG)
------	----------------

NAIA

1955	Tommy Spiers (QB)
1957	Frank Farella (OG)

SPORTING NEWS

1975	Ken Jones (OG)
------	----------------

TIME MAGAZINE

1975	Ken Jones (OG)
------	----------------

COLLEGEFOOTBALLNEWS.COM

2002	Garry Johnson (OG)
------	--------------------

SECOND TEAM ALL-AMERICA

ASSOCIATED PRESS

1966	Terry Gwin (RB)
1968	Frank McGuigan (RB)
1969	Jack Smith (OT)
1970	Calvin Harrell (RB)
1970	Dennis Meyer (DB)
1971	Calvin Harrell (RB)
1973	Doug Lowrey (OG)
1975	Jimmy Lisko (DE)
1982	Bruce Gartman (P)
1982	Mike Morris (LB)
2020	Jonathan Adams Jr. (WR)

FWAA

2020	Jonathan Adams Jr.
------	--------------------

SPORTING NEWS

2019	Omar Bayless (WR)
2020	Jonathan Adams Jr. (WR)

SPORTS NETWORK

1987	Charlie Fredrick (DT)
------	-----------------------

CBS SPORTS

2020	Jonathan Adams Jr. (WR)
------	-------------------------

NAIA

1956	Frank Farella (OG)
------	--------------------

SENIOR CLASS AWARD

2012	Ryan Aplin (QB)
------	-----------------

FOOTBALL NEWS

1993	Marquis Williams (FB)
1993	Ed Rufus (NG)
1998	Ron Teat (TE)

SPORTING NEWS

2020	Jonathan Adams Jr. (WR)
------	-------------------------

PHIL STEELE

2020	Jonathan Adams Jr. (WR)
------	-------------------------

WALTER CAMP FOOTBALL FOUNDATION

2019	Omar Bayless (WR)
------	-------------------



ALL-AMERICANS

SPORTS INFO SOLUTIONS

2021 | Alan Lamar (KR)

PRO FOOTBALL NETWORK

2021 | Alan Lamar (KR)

THIRD TEAM ALL-AMERICA

ASSOCIATED PRESS

1956 | Frank Farella (OG)
1975 | Ken Jones (OG)
1984 | Ed Troutt (C)
2019 | Omar Bayless (WR)

ATHLON

1998 | Todd Frohbieter (OT)

PRO FOOTBALL FOCUS

2021 | Alan Lamar (KR)

FOURTH TEAM ALL-AMERICA

PHIL STEELE

2021 | Alan Lamar (KR)

HONORABLE MENTION ALL-AMERICA

ASSOCIATED PRESS

1951 | Carl Greenwald (FB)
1951 | John Koldus (E)
1951 | Richie Woit (HB)
1952 | Richie Woit (HB)
1953 | James Petroff (T)
1953 | Dan Spensieri (E)
1957 | Frank Farella (G)
1957 | Eddie Romeo (HB)
1959 | Bill Caldwell (QB)
1966 | Trumann Moore (LB)
1970 | Gary Cleve (LB)
1970 | Wayne Dorton (OG)
1974 | John Manatt (OT)
1975 | Dennis Bolden (TB)
1975 | Jerry Muckensturm (LB)
1976 | Leroy Harris (RB)
1976 | Joel Mullins (OG)
1976 | Roy Painter (DB)
1978 | Danny Garrison (TE)
1978 | Larry Lawrence (TB)
1978 | Wesley Williams (LB)
1979 | Jerry Castor (OT)
1979 | Ron Smith (LB)
1981 | Leveren Tillman (DT)
1982 | Rick Fishback (CB)
1983 | Jerome Sims (CB)

1984 | Randy Barnhill (OG)
1984 | Michael Cline (DT)
1984 | Mavin Neloms (DE)
1984 | Farrell Wilson (OT)
1985 | Randy Barnhill (OG)
1985 | Ray Brown (OT)
1985 | Michael Cline (DT)
1985 | Rickey Jemison (FB)
1985 | Greg Lee (CB)
1985 | Mavin Neloms (DE)
1986 | Michael Adams (CB)
1986 | Fred Barnes (DT)
1986 | Vincentt Barnett (FS)
1986 | Dwane Brown (QB)
1986 | Charlie Fredrick (NG)
1986 | Rickey Jemison (FB)
1986 | Greg Lee (CB)
1986 | Marvin Neloms (DE)
1986 | Scott Roper (K)
1986 | John Suskie (OT)
1986 | Jim Wiseman (C)
1987 | Dwane Brown (QB)
1987 | Greg Lee (CB)

SPORTS ILLUSTRATED

2013 | Qushaun Lee (LB)
2013 | J.D. McKissic (WR)

COLLEGEFOOTBALLNEWS.COM

2007 | Tyrell Johnson (S)

PRO FOOTBALL FOCUS

2019 | Omar Bayless (WR)
2020 | Jonathan Adams Jr. (WR)

FOOTBALL NEWS

1993 | Marquis Williams (FB)
1993 | Ed Rufus (NG)
1998 | Ron Teat (TE)

SPORTING NEWS

1976 | Leroy Harris (FB)
1976 | T.J. Humphreys (OG)
1978 | Doug Dobbs (K)

NAIA

1956 | Tommy Spiers (QB)

WILLIAMSON

1953 | Richie Woit^{MVP} (RB)
1956 | Tommy Spiers (QB)

HISTORY



ALL-AMERICANS

HISTORY

1957	Howard Cissell (HB)
1957	Frank Farella (G)
1958	Tommy Davis (C)
1959	Alfred Bentley (E)
1959	Bill Caldwell (QB)
1960	Jerry Arant (T)
1960	Alfred Bentley (E)
1960	Jim McMurray (QB)
1960	Jack Snodgrass (G)
1961	Jim McMurray (QB)
1961	Larry Peebles (C)
1961	Frank Smith (T)
1962	Dick Martillo (FB)
1962	Sammy Weir (QB)

FRESHMAN ALL-AMERICA

FWAA SCRIPPS

2006	Reggie Arnold (RB)
2012	J.D. McKissic (WR)
2014	Ja'Von Rolland-Jones (DE)
2021	Corey Rucker (WR)

SPORTING NEWS

2004	Josh Williams (LB)
2006	Josh Arauco (K)
2006	Reggie Arnold (RB)

COLLEGEFOOTBALLNEWS.COM

2004	Tyrell Johnson (S)
2004	Josh Williams (LB)
2010	Amos Draper (DL)

SCOUT

2014	Ja'Von Rolland-Jones (DE)
------	---------------------------

SOPHOMORE ALL-AMERICA

COLLEGEFOOTBALLNEWS.COM

2010	Ryan Aplin (QB)
2010	Allen Muse (WR)

ATHLON SPORTS

2013	J.D. McKissic (WR)
------	--------------------



WATCH LISTS HONOREES

BEDNARIK AWARD

2013	Ryan Carrethers
2016	Ja'Von Rolland-Jones
2017	Ja'Von Rolland-Jones
2020	Justin Rice (Semifinalist)

BILETNIKOFF AWARD

2011	Dwayne Frampton
2013	J.D. McKissic
2019	Omar Bayless (Semifinalist)
2019	Kirk Merritt
2020	Jonathan Adams Jr. (Semifinalist)

BRONKO NAGURSKI TROPHY

2007	Tyrell Johnson
2016	Ja'Von Rolland-Jones
2017	Ja'Von Rolland-Jones
2018	Justin Clifton
2020	Justin Rice

BURLSWORTH TROPHY

2012	Cole Lorigan
2013	Charleston Girley
2014	Johnston White
2015	Johnston White
2016	Johnston White
2017	Johnston White
2018	Blake Grupe
2019	Blake Grupe
2020	TW Ayers
2021	Blake Grupe

BUTKUS AWARD

2007	Koby McKinnon
2008	Ben Owens

CAMPBELL TROPHY

2017	Blaise Taylor (Finalist)
2019	Cody Grace (Semifinalist)
2020	Forrest Merrill (Semifinalist)

DAVEY O'BRIEN AWARD

2007	Corey Leonard (Semifinalist)
2012	Ryan Aplin
2015	Fredi Knighten
2017	Justice Hansen (Top 20)
2018	Justice Hansen

DOAK WALKER AWARD

2000	Jonathan Adams
2001	Jonathan Adams
2007	Reggie Arnold
2008	Reggie Arnold
2009	Reggie Arnold
2013	David Oku
2014	Michael Gordon
2015	Michael Gordon
2016	Warren Wand
2017	Warren Wand
2018	Warren Wand
2019	Marcel Murray
2020	Marcel Murray
2021	Marcel Murray

DRADDY TROPHY

2007	Matt Reibe (Semifinalist)
------	---------------------------

EARL CAMPBELL AWARD

2019	Logan Bonner
2020	Logan Bonner

JASON WHITTEN COLLEGIATE MAN OF THE YEAR

2017	Blaise Taylor (Semifinalist)
------	------------------------------

JIM THORPE AWARD

2007	Tyrell Johnson
2014	Sterling Young
2014	Rocky Hayes
2016	Cody Brown
2017	Justin Clifton
2018	Justin Clifton
2019	Darreon Jackson
2019	Jerry Jacobs

JOHN MACKEY AWARD

2014	Darion Griswold
2015	Darion Griswold
2017	Blake Mack
2019	Javonis Isaac

JOHNNY UNITAS AWARD

2009	Corey Leonard
2012	Ryan Aplin
2015	Fredi Knighten
2017	Justice Hansen (Top 20)
2018	Justice Hansen



WATCH LIST HONOREES

HISTORY

LOMBARDI TROPHY

2001	Garry Johnson
2002	Garry Johnson
2006	Tanner Jenkins
2008	Matt Mandich
2009	Alex Carrington
2011	Demario Davis
2014	Qushaun Lee
2014	Bryce Giddens
2015	Ja'Von Rolland-Jones
2015	Chris Stone

LOTT TROPHY

2009	Alex Carrington
------	-----------------

LOU GROZA AWARD

1994	Jeff Caldwell (Semifinalist)
2008	Josh Arauco (Finalist)
2009	Josh Arauco
2012	Brian Davis (Semifinalist)
2013	Brian Davis (Semifinalist)
2019	Blake Grupe (Semifinalist)
2020	Blake Grupe

MANNING AWARD

2009	Corey Leonard
2012	Ryan Aplin
2015	Fredi Knighten
2018	Justice Hansen
2021	Layne Hatcher

MAXWELL AWARD

2015	Fredi Knighten
2018	Justice Hansen
2019	Kirk Merritt
2021	Layne Hatcher

OUTLAND TROPHY

2002	Garry Johnson
2008	Matt Mandich
2013	Ryan Carrethers
2018	Lanard Bonner
2020	Jarrett Horst

PATRICK MANNELLY AWARD

2020	Seth Cottengim
------	----------------

PAUL HORNUMG AWARD

2014	J.D. McKissic
2017	Blaise Taylor
2019	Kirk Merritt

RAY GUY AWARD

2000	Andy Shatley
------	--------------

2008	Brett Shrable
2014	Luke Ferguson
2015	Luke Ferguson
2017	Cody Grace (Semifinalist)
2018	Cody Grace (Semifinalist)
2019	Cody Grace
2021	Ryan Hanson

RIMINGTON TROPHY

2006	Tanner Jenkins
2011	Tom Castilav
2013	Bryce Giddens
2014	Bryce Giddens
2014	Tyler Greve
2016	Devin Mondie
2019	Jacob Still
2020	Jacob Still

SENIOR BOWL

2012	Ryan Aplin
2012	Josh Jarboe
2014	Qushaun Lee
2014	Sterling Young
2015	Tres Houston
2015	J.D. McKissic
2017	Ja'Von Rolland-Jones
2018	Ronheen Bingham
2018	Justice Hansen
2019	Dahu Green
2019	Kirk Merritt

TED HENDRICKS AWARD

2009	Alex Carrington
2016	Chris Odom
2016	Ja'Von Rolland-Jones
2017	Ja'Von Rolland-Jones
2019	William Bradley-King

WALTER CAMP AWARD

2012	Ryan Aplin
2014	Qushaun Lee
2018	Justice Hansen

WUERFFEL TROPHY

2015	Fredi Knighten
2016	Blaise Taylor
2017	Blaise Taylor (Finalist)
2018	Justice Hansen
2019	Tajhea Chambers
2020	Andre Harris Jr.
2021	Andre Harris Jr.

HONORS & AWARDS



COACH OF THE YEAR

AFCNA National Coach of the Year

1970 | Bennie Ellender

Grant Teaff

2019 | Blake Anderson

Capital One Orange Bowl FWAA Courage Award

2019 | Blake Anderson

AFCNA Region 5

1985 | Larry Lacewell

1986 | Larry Lacewell

Southland Conference

1964 | Bennie Ellender

1968 | Bennie Ellender

1969 | Bennie Ellender

1970 | Bennie Ellender

1975 | Bill Davidson

1978 | Bill Davidson

1985 | Larry Lacewell

1986 | Larry Lacewell

Big West Conference

1995 | John Bobo

Sun Belt Conference

2005 | Steve Roberts

2011 | Hugh Freeze

CONFERENCE HONORS

Southland Conference Player of the Year

1968 | Frank McGuigan (Offense)

1968 | Clovis Swinney (Defense)

1969 | Clovis Swinney (Defense)

1970 | Dennis Meyer (Defense)

1971 | Dennis Meyer (Defense)

1975 | David Hines (Offense)

1975 | Jerry Muckensturm (Defense)

1976 | Roy Painter (Defense)

1978 | Wesley Williams (Defense)

1986 | Dwane Brown (Offense)

Southland Conference Freshman of the Year

1979 | Lee Charles Wright (RB)

1984 | Dwane Brown (QB)

Southland Conference All-First Decade Team

65-68 | Bill Bergery (LB)

66-69 | Dan Buckley (C)

68-71 | Wayne Dorton (OG)

68-71 | Calvin Harrell (RB)

68-71 | Dennis Meyer (DB)

68-71 | Bill Phillips (OG)

67-69 | Clovis Swinney (DT)

Southland Conference Senior Spirit Award

1978 | Larry Lawrence (TB)

All-Southland Conference First Team

1964 | Bill Pagano (DE)

1964 | Dan Summers (OG)

1965 | Mike Berta (LB)

1965 | H.K. Reeves (DT)

1965 | Dick Ritchey (DE)

1965 | Dan Summers (OG)

1966 | Terry Gwin (RB)

1966 | Gerald Jumper (SE)

1966 | Dick Ritchey (DB)

1966 | Ron Worthen (C)

1967 | Bill Bergery (LB)

1967 | Kevin McClelland (P)

1967 | Dick Ritchey (DB)

1967 | Clovis Swinney (DT)

1967 | Ron Worthen (C)

1968 | Bill Bergery (LB)

1968 | Dan Buckley (C)

1968 | Gary Crane (DE)

1968 | Frank McGuigan (RB)

1968 | Jack Smith (OT)

1968 | Steve Struble (DB)

1968 | Clovis Swinney (DT)

1969 | Donnie Beshears (DB)

1969 | Dan Buckley (C)

1969 | Calvin Harrell (RB)

1969 | Bill Phillips (OG)

1969 | Jack Smith (OT)

1969 | Clovis Swinney (DT)

1969 | David Walls (LB)

1969 | Marshall Walls (FB)

1970 | Gary Cleve (LB)

1970 | Chet Douthit (WR)

1970 | Bobby Gentry (K)

1970 | Calvin Harrell (RB)

1970 | Steve Lockhart (TE)

1970 | Dennis Meyer (DB)

1970 | Dave Muckensturm (DE)

1970 | Bill Phillips (OG)

1971 | Wayne Dorton (OG)

1971 | Joe Duren (K)

1971 | James Hamilton (P)

1971 | Calvin Harrell (RB)

1971 | Steve Lockhart (TE)

1971 | Dennis Meyer (DB)

1971 | Dave Muckensturm (DE)

1971 | Butch Murray (LB)

1972 | Steve Burks (P)

1972 | Ken Jones (DT)

1972 | Dave Muckensturm (DE)

1973 | Jaime Klipsch (TE)

1973 | Doug Lowrey (OG)

1973 | David Mitchell (RB)

1973 | Jerry Reiman (OG)

1974 | Dick Dixon (DT)

1974 | Willie Harris (TB)



HONORS & AWARDS

HISTORY

1974 Mike Malham (LB)
 1974 John Manatt (OG)
 1974 Stan Winfrey (FB)
 1975 Dennis Bolden (RB)
 1975 Dick Dixon (DT)
 1975 Leroy Harris (FB)
 1975 David Hines (QB)
 1975 T.J. Humphreys (OG)
 1975 Ken Jones (OG)
 1975 Jimmy Lisko (DE)
 1975 Mike Malham (LB)
 1975 Eddie Morgan (DT)
 1975 Jerry Muckensturm (LB)
 1975 Dan Mullen (P)
 1975 Robert Speer (DE)
 1975 Lloyd Walls (CB)
 1976 Leroy Harris (FB)
 1976 T.J. Humphreys (OG)
 1976 Joel Mullins (OT)
 1976 Roy Painter (DB)
 1976 Robert Speer (DE)
 1977 Butch Cook (OG)
 1977 Hugh Crisp (C)
 1978 Jerry Castor (OT)
 1978 Keith Cox (NG)
 1978 Doug Dobbs (K)
 1978 Danny Garrison (TE)
 1978 Larry Lawrence (RB)
 1978 Joe Slayton (P)
 1978 Wesley Williams (LB)
 1979 Jerry Castor (OT)
 1979 Ron Smith (LB)
 1980 Bruce Gartman (P)
 1981 Maurice Carthon (FB)
 1981 Mike Morris (LB)
 1981 Leveren Tillman (DT)
 1982 Rick Fishback (CB)
 1982 Bruce Gartman (P)
 1982 Mike Morris (LB)
 1983 Jerome Sims (CB)
 1984 Randy Banhill (OG)
 1984 Michael Cline (DT)
 1984 Marvin Neloms (DE)
 1984 Ed Troutt (C)
 1984 Farrell Wilson (OT)
 1985 Randy Barnhill (OG)
 1985 Ray Brown (OT)
 1985 Michael Cline (DT)
 1985 Carter Ray Crawford (NG)
 1985 Rickey Jemison (FB)
 1985 Greg Lee (CB)
 1985 Marvin Neloms (DE)
 1986 Michael Adams (CB)
 1986 Fred Barnes (DT)
 1986 Vincent Barnett (FS)
 1986 Randy Barnhill (OG)
 1986 Dwane Brown (QB)
 1986 Charlie Fredrick (NG)
 1986 Rickey Jemison (FB)

1986 Greg Lee (CB)
 1986 Marvin Neloms (DE)
 1986 Scott Roper (K)
 1986 John Suskie (OT)
 1986 Jim Wiseman (C)

All-Southland Conference Second Team

1964 Tommy Reese (RB)
 1964 H.K. Reeves (T)
 1964 Eddie Rickus (FB)
 1964 Harold Wallin (FB)
 1971 Cleve Barfield (DT)
 1971 Donnie Beshears (DB)
 1971 James Hamilton (QB)
 1971 Richard Nicholson (LB)
 1971 Terry Whiting (DB)
 1972 David Hines (DB)
 1972 Doug Lowery (OG)
 1972 Stan Winfrey (RB)
 1973 Vince Ancell (DB)
 1973 Willie Harris (RB)
 1973 Mike Malham (LB)
 1973 John Manatt (OT)
 1973 Roy Painter (DB)
 1974 Joe Duren (K)
 1974 Andy Haney (OL)
 1974 Ken Jones (OL)
 1974 Eddie Morgan (DL)
 1974 Robert Speer (DE)
 1974 Jimmy Wicks (WR)
 1975 Hugh Crisp (OL)
 1975 Terry Kinsworthy (S)
 1975 John Lorick (DB)
 1975 Sylvester Loving (DL)
 1975 David Luter (OL)
 1975 Joel Mullins (OL)
 1975 Bill Muzik (DL)
 1976 Hugh Crisp (OL)
 1976 Bill Muzik (DL)
 1977 Danny Cook (OL)
 1977 Doug Dobbs (K)
 1977 Dikki Dyson (WR)
 1977 Bobby Earwood (OL)
 1977 Joe Griffin (RB)
 1977 Ralph Kelly (LB)
 1977 Greg Lawrence (DB)
 1977 Freddie Lisko (DL)
 1977 Jerry McKenna (DB)
 1977 Joe Slayton (P)
 1978 Danny Cook (OL)
 1978 Dikki Dyson (WR)
 1978 Greg Lawrence (DB)
 1978 Freddie Lisko (DL)
 1978 John McCaughey (OL)
 1978 Jerry McKenna (DB)
 1978 Casey Phillips (OL)
 1978 Ron Smith (LB)
 1979 James Harris (DB)
 1979 Glen Koenig (DL)

HONORS & AWARDS



- 1979 Casey Phillips (OL)
- 1980 John McCaughey (OL)
- 1981 Tim Allison (SS)
- 1981 Ken Armbrust (OG)
- 1981 John McCaughey (C)
- 1981 Paul Gilbow (OT)
- 1981 Thomas Johnson (NG)
- 1981 Tommy Walker (OG)
- 1982 Maurice Carthon (RB)
- 1982 Price Garner (OT)
- 1982 Waddell Kelly (RB)
- 1982 Berry King (OG)
- 1983 Price Gardner (OT)
- 1983 Berry King (OG)
- 1983 Tim Langford (QB)
- 1983 Dwane Pittman (RB)
- 1983 Tommy Walker (OG)
- 1984 Ray Brown (TE)
- 1984 Carter Ray Crawford (NG)
- 1984 Rickey Jemison (RB)
- 1984 Stacy Price (LB)
- 1985 Vincent Barnett (S)
- 1985 Ray Brown (TE)
- 1985 Cazzy Francis (WR)
- 1985 Stacy Gore (P)
- 1985 Stacy Price (LB)
- 1985 Jerome Sims (CB)

All-Southland Conference Honorable Mention

- 1964 Bill Berry (RB)
- 1964 Mike Berta (C)
- 1964 Gary Everett (RB)
- 1964 Shelby Lee (RB)
- 1964 Dutch Noe (C)
- 1964 Aaron White (T)
- 1965 Harold Noe (C)
- 1965 Bill Pagano (E)
- 1965 Tommy Reese (HB)
- 1965 Eddie Rickus (FB)
- 1966 Bill Bergey (LB)
- 1966 Steve Gankiewicz (DL)
- 1966 Tim Keane (QB)
- 1966 Truman Moore (LB)
- 1966 Steve Puryear (DE)
- 1967 Steve Gankiewicz (DL)
- 1967 Jerald Jumper (WR)
- 1967 Tim Keane (QB)
- 1967 Tom Sain (LB)
- 1968 Ken Bennett (DT)
- 1968 Don DeMaine (OT)
- 1968 Charles Hinrichs (DT)
- 1968 Kevin McClelland (B)
- 1968 Manuel Montes (OG)
- 1968 Virgil Peyton (E)
- 1968 David Walls (LB)
- 1969 Ken Bennett (DT)
- 1969 Gary Cleve (LB)
- 1969 Wayne Dorton (OG)
- 1969 Mike Everett (K/DE)

- 1969 James Hamilton (QB)
- 1969 Charles Hinrichs (DE)
- 1969 Steve Lockhart (TE)
- 1969 Orley Massaena (B)
- 1969 Dennis Meyer (DB)
- 1969 Virgil Peyton (FL)
- 1969 Eugene Thompson (T)
- 1970 Cleve Barfield (DT)
- 1970 Donnie Beshears (DB)
- 1970 Rick Bone (DE)
- 1970 Johnny Carr (RB)
- 1970 Wayne Dorton (OG)
- 1970 Tom Flanagan (C)
- 1970 Walt Fisher (LB)
- 1970 Steve Goddard (T)
- 1970 James Hamilton (QB)
- 1970 Craig Johnson (DB)
- 1970 Tom Johnson (E)
- 1970 Chris Millwee (DT)
- 1970 Dave Ruebsam (T)
- 1970 Terry Whiting (DB)
- 1971 Steve Burks (WR)
- 1971 Mark Cates (DE)
- 1971 Scott Foster (OG)
- 1971 Craig Johnson (DB)
- 1971 Doug Lowery (C)
- 1971 Jerry Reiman (T)
- 1972 Steve Burks (QB)
- 1972 Jerry Muckensturm (LB)
- 1972 Jerry Reiman (OG)
- 1982 Tommy Walker (OG)
- 1984 Billy Ray Bowers (DB)
- 1984 I.J. Chapman (DB)
- 1984 Judious Lewis (WR)
- 1984 Jerome Sims (DB)
- 1985 Dwane Brown (QB)
- 1985 Elbert Shelley (DB)
- 1985 Oscar Willis (LB)

All-Big West Conference First Team

- 1993 Ed Rufus (NG)
- 1993 Marquis Williams (RB)
- 1995 Kyle Richardson (P)
- 1995 Corey Walker (RS)
- 1999 Robert Kilow (WR/RS)
- 2000 Garry Johnson (OL)
- 2000 Robert Kilow (WR/RS)

All-Big West Conference Second Team

- 1993 Jeff Caldwell (K)
- 1995 Carlos Emmons (DE)
- 1999 Garry Johnson (OL)
- 1999 Ryan Smith (P)
- 1999 Lamont Zachery (RB)

All-Big West Conference Honorable Mention

- 1994 Kyle Richardson (P)
- 1994 Corey Walker (RS)
- 1994 Clark Watkins (S)



HONORS & AWARDS

HISTORY

1994	Carlo White (DT)
1995	Corey Walker (RB)
1999	Hanis Bowers (CB)
1999	LeMarcus Harris (LB)
1999	Andy Henault (LB)
1999	Lance Miller (OL)
1999	Sean Mitchell (FS)
2000	John Crossley (OL)

Sun Belt Conference

Player of the Year

2011	Ryan Aplin
2012	Ryan Aplin
2016	Ja'Von Rolland-Jones
2017	Ja'Von Rolland-Jones
2018	Justice Hansen
2019	Omar Bayless

Sun Belt Conference

Offensive Player of the Year

2002	Danny Smith
2017	Justice Hansen
2020	Jonathan Adams Jr.

Sun Belt Conference

Defensive Player of the Year

2007	Tyrell Johnson (S)
2008	Alex Carrington (DE)
2011	Brandon Joiner (DE)
2018	Ronheen Bingham (DE)

Sun Belt Conference

Newcomer of the Year

2002	Jonathan Burke (DB)
2018	Kirk Merritt (WR)

Sun Belt Conference

Freshman of the Year

2006	Reggie Arnold (RB)
2012	J.D. McKissic (WR)
2018	Marcel Murray (RB)
2019	Layne Hatcher (QB)

All-Sun Belt Conference First Team

2001	James Hickenbotham (RS/All-Purpose)
2001	Garry Johnson (OL)
2002	Jon Bradley (DL)
2002	James Hickenbotham (RS)
2002	Garry Johnson (DL)
2002	Danny Smith (RB)
2002	Corey Williams (DL)
2003	Jon Bradley (DL)
2003	Johnathan Burke (CB)
2003	Les Echols (LB)
2003	Kimani Jones (OL)
2004	Steven Gibbs (OL)
2004	Josh Williams (LB)
2005	Myron Anderson (DL)
2005	Tanner Jenkins (OL)

2005	Tyrell Johnson (SS)
2005	Eric Neihouse (K)
2005	Antonio Warren (RB)
2006	Tanner Jenkins (OL)
2006	Tyrell Johnson (S)
2007	Kyayyam Burns (S)
2007	Tyrell Johnson (S)
2007	Matt Mandich (OL)
2008	Josh Arauco (K)
2008	Reggie Arnold (RB)
2008	Alex Carrington (DE)
2008	Matt Mandich (OL)
2009	Alex Carrington (DE)
2010	Ryan Aplin (QB)
2010	Demario Davis (LB)
2010	Bryan Hall (DL)
2010	M.D. Jennings (DB)
2010	Derek Newton (OL)
2011	Ryan Aplin (QB)
2011	Tom Castilaw (OL)
2011	Demario Davis (LB)
2011	Darryl Feemster (DB)
2011	Dwayne Frampton (WR)
2011	Brandon Joiner (DE)
2011	Kelcie McCray (DB)
2012	Ryan Aplin (QB)
2012	Ryan Carrethers (DL)
2012	Nathan Herrold (LB)
2012	Zack McKnight (OL)
2012	David Oku (RB)
2013	Ryan Carrethers (DL)
2013	Brian Davis (K)
2013	Qushaun Lee (LB)
2013	J.D. McKissic (WR/All-Purpose)
2014	Artez Brown (CB)
2014	Fredi Knighten (QB)
2014	Qushaun Lee (LB)
2015	Jemar Clark (OL)
2015	Rocky Hayes (DB)
2015	Colton Jackson (OL)
2015	J.D. McKissic (All-Purpose)
2015	Ja'Von Rolland-Jones (DE)
2016	Jemar Clark (OL)
2016	Money Hunter (DB)
2016	Chris Odom (DE)
2016	Ja'Von Rolland-Jones (DE)
2017	Lanard Bonner (OL)
2017	Justice Hansen (QB)
2017	Blake Mack (TE)
2017	Ja'Von Rolland-Jones (DE)
2017	Blaise Taylor (DB)
2018	Ronheen Bingham (DE)
2018	Lanard Bonner (OL)
2018	Justin Clifton (DB)
2018	Justice Hansen (QB)
2018	Kirk Merritt (WR)
2019	Omar Bayless (WR)
2019	William Bradley-King (DE)
2019	Cody Grace (P)

HONORS & AWARDS



HISTORY

- 2019 Blake Grupe (K)
- 2019 Darreon Jackson (DB)
- 2019 Kirk Merritt (WR)
- 2020 Jonathan Adams Jr. (WR)
- 2020 Justin Rice (LB)
- 2021 Alan Lamar (RS)

All-Sun Belt Conference Second Team

- 2001 Jonathan Adams (RB)
- 2001 Jon Bradley (DL)
- 2001 Jerry Pegues (TE)
- 2002 Chuck Allen (DB)
- 2002 Jonathan Burke (DB)
- 2002 John Crossley (OL)
- 2002 Les Echols (LB)
- 2003 Corey Williams (DL)
- 2004 Tyrell Johnson (S)
- 2004 Antonio Warren (RB)
- 2005 James Johnson (CB/RS)
- 2005 Matt Mandich (OL)
- 2005 Devrett Wade (LB)
- 2006 Reggie Arnold (RB)
- 2006 Khayyam Burns (S)
- 2006 Jamarrow James (DL)
- 2006 Matt Mandich (OL)
- 2006 Koby McKinnon (LB)
- 2006 Devrett Wade (LB)
- 2007 Reggie Arnold (RB)
- 2007 Levi DeJohnette (WR)
- 2007 Koby McKinnon (LB)
- 2007 Brett Shrable (P)
- 2008 Mark Clemons (OL)
- 2008 David Johnson (TE)
- 2008 Kevin Jones (WR/RS)
- 2008 Corey Leonard (QB)
- 2008 Ben Owens (LB)
- 2009 Josh Arauco (K)
- 2009 Bryan Hall (DL)
- 2009 Derek Newton (OL)
- 2010 Tom Castilaw (OL)
- 2010 Sifa Etu (OL)
- 2010 Javon McKinnon (LB)
- 2010 Dorvus Woods (DL)
- 2011 Darron Edwards (DB)
- 2011 Dwayne Frampton (AP)
- 2011 Nathan Herrold (LB)
- 2011 Josh Jarboe (WR)
- 2011 Delano Moore (OL)
- 2011 Dorvus Woods (DL)
- 2012 Brian Davis (K)
- 2012 J.D. McKissic (WR)
- 2012 Tim Starson (DE)
- 2013 Bryce Giddens (OL)
- 2013 Michael Gordon (RB)
- 2013 Darion Griswold (TE)
- 2013 Steven Haunga (OL)
- 2013 Rocky Hayes (CB)
- 2013 J.D. McKissic (RS)
- 2013 Sterling Young (S)

- 2014 Michael Gordon (RB)
- 2014 Ja'Von Rolland-Jones (DE)
- 2014 Blaise Taylor (RS)
- 2015 Cody Brown (DB)
- 2015 Michael Gordon (RB)
- 2015 Tres Houston (WR)
- 2015 Fredi Knighten (QB)
- 2015 J.D. McKissic (WR)
- 2015 Chris Stone (DE)
- 2015 Xavier Woodson-Luster (LB)
- 2016 Cody Brown (DB)
- 2016 Justin Clifton (DB)
- 2016 Colton Jackson (OL)
- 2016 Blake Mack (TE)
- 2016 Blaise Taylor (RS)
- 2016 Warren Wand (AP)
- 2016 Xavier Woodson-Luster (LB)
- 2017 Ronheen Bingham (DE)
- 2017 Justin Clifton (DB)
- 2017 Chris Murray (WR)
- 2017 Kyle Wilson (LB)
- 2018 William Bradley-King (DE)
- 2018 Cody Grace (P)
- 2018 Javonis Isaac (TE)
- 2018 Jerry Jacobs (DB)
- 2018 Forrest Merrill (DL)
- 2018 Justin McInnis (WR)
- 2019 BJ Edmonds (S)
- 2019 Kevin Thurmon (DL)
- 2020 Forrest Merrill (DL)
- 2021 Corey Rucker (WR)
- 2021 Kivon Bennett (DL)
- 2021 Blake Grupe (K)
- 2021 Alan Lamar (AP)

All-Sun Belt Conference Third Team

- 2017 Caleb Caston (DE)
- 2017 Cody Grace (P)
- 2017 Justin McInnis (WR)
- 2017 Jaypee Philbert (OL)
- 2017 Blaise Taylor (RS)
- 2017 Sawyer Williams (K)
- 2018 Darreon Jackson (DB)
- 2018 Marcel Murray (RB)
- 2019 Jonathan Adams Jr. (WR)
- 2019 Tajhea Chambers (LB)
- 2019 Jarrett Horst (OL)
- 2019 Jacob Still (OL)
- 2021 Te'Vailance Hunt (WR)
- 2021 Ryan Hanson (P)

All-Sun Belt Conference Honorable Mention

- 2005 Khayyam Burns (FS)
- 2005 Nick Noce (QB)
- 2006 Jonathan Najm (DE)
- 2006 Oren O'Neal (FB)
- 2007 Alex Carrington (DE)
- 2007 Corey Leonard (QB)
- 2008 J.T. Jordan (TE)



HONORS & AWARDS

HISTORY

2008	Dominique Williams (CB)
2009	Corey Leonard (QB)
2009	Daylan Walker (DB)
2010	Dwayne Frampton (WR)
2010	Allen Muse (WR)
2011	Taylor Stockemer (WR)
2011	Nelly Sullivent (P)
2012	Qushaun Lee (LB)
2012	Taylor Stockemer (WR)
2013	Adam Kennedy (QB)
2013	Chris Stone (DE)
2014	Tres Houston (WR)
2014	Chris Stone (DE)
2014	Andrew Tyron (CB)
2014	Xavier Woodson-Luster (LB)
2015	Darion Griswold (TE)
2015	Khari Lain (LB)
2015	Robert Mondie (DL)
2015	Dijon Paschal (WR)
2016	Justice Hansen (QB)
2016	Chris Humes (DB)
2016	Waylon Roberson (DL)
2016	Kendall Sanders (WR)
2017	Omar Bayless (WR)
2017	BJ Edmonds (DB)
2017	Dee Liner (DL)
2017	Jacob Still (DL)
2018	Omar Bayless (WR)
2018	Jacob Still (OL)
2018	Kevin Thurmon (DL)
2018	Warren Wand (RB)
2019	Caleb Bonner (LB)
2019	Andre Harris Jr. (OL)
2019	Marcel Murray (RB)
2019	Ivory Scott (OL)
2020	TW Ayers (DE/TE)
2020	Logan Bonner (QB)
2020	Brandon Bowling (WR)
2020	Layne Hatcher (QB)
2021	Andre Harris Jr. (OL)
2021	Emmanuel Stevenson (TE)
2021	Joe Ozougwu (DL)
2021	Elery Alexander (DB)

All-Sun Belt Conference Newcomer Team

2014	Dijon Paschal (WR)
2015	Warren Wand (RB)
2016	Kyle Wilson (LB)

Sun Belt Conference 10-Year Anniversary Team

06-09	Josh Arauco (K)
06-09	Alex Carrington (DE)
04-07	Tyrell Johnson (S)
05-08	Matt Mandich (OL)

ACADEMIC HONORS

Arthur Ashe Jr. Male Sports

Scholar Athlete of the Year

2017	Blaise Taylor (winner)
------	------------------------

NFF Honor Society

2008	Matt Reibe
2010	Alex Carrington
2010	Taylor Clements
2011	Jeff Blake
2011	Adam Gaston
2012	Tom Castilaw
2012	Derek Lawson
2013	Ryan Aplin
2013	Nathan Herrold
2013	Taylor Stockemer
2013	Neely Sullivent
2014	Brian Davis
2015	Brock Barnhill
2015	Tyler Greve
2015	Kenny Rains
2015	Alan Wright
2015	Sterling Young
2016	Luke Ferguson
2016	Raziel Velgis
2017	Cody Brown
2017	Kendall Sanders
2017	Jake Swalley
2018	Blaise Taylor
2019	Javier Carbonell
2019	Cody Grace
2019	Darreon Jackson
2020	Tukua Ahoia
2020	Seth Cottengim
2020	Forrest Merrill
2021	Alan Lamar
2021	Ross Painter

Academic All-America First Team

1959	Larry Zabrowski (OT)
1961	Jim McMurray (QB)
1971	Dennis Meyer (DB)
1976	T.J. Humphreys (OG)
2008	Brian Flagg (DE)
2013	Brian Davis (K)

Academic All-America Second Team

1970	Dennis Meyer (DB)
1973	Mike Malham (LB)
2004	Jason Wood (WR)

CoSIDA Academic All-District

2004	Jason Wood (WR)
2005	Brian Flagg (LB)
2007	Brian Flagg (LB)
2008	Brian Flagg (DE)
2009	Alex Carrington (DE)
2012	Nathan Herrold (LB)
2013	Brian Davis (K)

HONORS & AWARDS



HISTORY

2015	Luke Ferguson (P)
2020	Blake Grupe (K)
2021	Corey Rucker (WR)

Academic All-Southland Conference

1976	T.J. Humphreys (OG)
1976	John Lorick (DB)
1976	Jerome Miller (SE)
1977	Ray Culpepper (DE)
1978	Ray Culpepper (DE)
1978	John Shannon (DB)
1979	Ray Culpepper (DE)
1979	Darrell Holifield (CB)
1979	Jerome Miller (WR)
1979	Casey Phillips (OG)
1979	Ron Smith (LB)
1980	Tim Langford (QB)
1980	Mike Morris (LB)
1981	Tim Langford (QB)
1981	Mike Morris (LB)
1981	Al Tiner (OG)
1982	Mike Morris (LB)
1982	Donnie Morrison (NG)
1982	Scott McDonald (K)
1983	Price Gardner (OT)
1983	Tim Langford (QB)
1983	Scott McDonald (K)
1984	Randy Barnhill (OG)
1984	Stephen East (CB)
1984	Clint Ledbetter (DT)
1985	Randy Barnhill (OG)
1985	Stephen East (CB)
1985	Mark Robbins (QB)
1985	Bill Stanley (OL)

Academic All-Big West Conference

1993	Jeff Caldwell (K)
1994	Jeff Caldwell (K)
1995	Jeff Caldwell (K)

Academic All-South

(Southern Magazine)

1988	John Chism (FB)
------	-----------------

NACDA Scholar-Athlete Award

1997	Jeff Caldwell (Finalist)
------	--------------------------

NCAA Post Graduate Scholarship

1971	Dennis Meyer (DB)
1976	T.J. Humphreys (OG)
2004	Jason Wood (WR)

NFF National Scholar-Athlete & Graduate Scholarship

1984	Tim Langford (QB)
2017	Blaise Taylor (CB)

Academic All-America First Team

1959	Larry Zabrowski (OT)
------	----------------------

McDonald Scholarship

(Presented Annually by Southland Conference)

1977	T.J. Humphreys (OG)
1984	Tim Langford (QB)

Chevrolet Scholarship Honor (ABC-TV)

1979	Doug Dobbs (K)
1981	Scott McDonald (K)

Playboy's Anson Mount Scholar-Athlete of the Year

1996	Jeff Caldwell (K)
1996	Corey Walker (RB)

MVP AWARDS

Pecan Bowl

1968	Bill Bergey (Offense)
1969	Bubba Crocker (Offense)
1969	Clovis Swinney (Defense)
1970	James Hamilton (Offense)
1970	Dennis Meyer (Defense)

Tangerine Bowl

1954	Bobby Spann (QB)
------	------------------

Refrigerator Bowl

1951	Richie Woit (HB)
------	------------------

GoDaddy Bowl

2013	Qushaun Lee (Defense)
2013	J.D. McKissic (Offense)
2013	Ryan Wilbourn (Special Teams)
2014	Brian Davis (Special Teams)
2014	Fredi Knighten (Co-Offense)
2014	Qushaun Lee (Defense)
2014	J.D. McKissic (Co-Offense)

Cure Bowl

2016	Kendall Sanders
------	-----------------

Camellia Bowl

2019	Omar Bayless
------	--------------

North-South Shrine Game

1968	Bill Bergey (Defense)
1969	Clovis Swinney (Defense)

College All-Star Game

1969	Bill Bergey (Defense)
------	-----------------------

Players All-Star Classic

2011	Brandon Joiner
------	----------------

Raycom College All-Star Classic

2011	Brandon Joiner
------	----------------



HONORS & AWARDS

HISTORY

Little Rock Touchdown Club

2004	Antonio Warren (TB)
2005	Eric Neihouse (K)
2006	Reggie Arnold (RB)
2007	Tyrell Johnson (S)
2008	Alex Carrington (DE)
2009	Alex Carrington (DE)
2010	Ryan Aplin (QB)
2011	Ryan Aplin (QB)
2012	Ryan Aplin (QB)
2013	Ryan Carrethers (DL)
2014	Fredi Knighten (QB)
2015	Fredi Knighten (QB)
2016	Chris Odom (DE)
2017	Ja'Von Rolland-Jones (DE)
2018	Justice Hansen (QB)
2019	Omar Bayless (WR)
2020	Jonathan Adams Jr. (WR)
2021	Joe Ozougwu (DE)

Homecoming Game

(Given by Lambda Chi Alpha, Selected by Media)

1977	Gene Bradley (Offense)
1977	Ralph Kelly (Defense)
1978	Larry Lawrence (Offense)
1978	Wesley Williams (Defense)
1979	Lee Charles Wright (Offense)
1979	Ron Smith (Defense)
1980	Tim Langford (Offense)
1980	Tim Allison (Defense)
1984	Rickey Jemison (Offense)
1984	Michael Cline (Defense)
1985	Rickey Jemison (Offense)
1985	Greg Lee (Defense)
1986	Dwane Brown (Offense)
1986	Fred Barnes (Defense)
1987	Scott Roper (Offense)
1987	Kirk Russell (Defense)
1992	Jerrold Seymore (Offense)
1992	Cedric Buckley (Defense)

POSTSEASON ALL-STARS

Senior Bowl

1968	Bill Bergery (LB)
1971	Wayne Dorton (OG)
1976	Ken Jones (OG)
1977	T.J. Humphreys (OG)
1980	Gene Bradley (QB)
2009	Alex Carrington (DE)
2011	Demario Davis (LB)
2015	Darion Griswold (TE)

NFLPA Bowl

2019	Omar Bayless (WR)
2019	Kirk Merritt (WR)

North-South Shrine

1976	T.J. Humphreys (OG)
------	---------------------

North-South Shrine Game

1968	Bill Bergery (LB)
1969	Clovis Swinney (DT)
1971	James Hamilton (QB)
1973	Vince Ancell (DB)

Blue-Gray Classic

1948	Harry Larche (T)
1974	Steve Burks (QB)
1976	Roy Painter (DB)
1976	Robert Speer (DE)
1989	Fred Barnett (WR)
1996	Corey Walker (RB)
2004	Jon Bradley (DT)
2004	Corey Williams (DT)

North-South All-Star Classic

2006	Oren O'Neal (FB)
------	------------------

College All-Star Game

1969	Bill Bergery (LB)
1975	Stan Winfrey (FB)
1976	Ken Jones (OG/DE)

Coaches All-America Game

1972	Bill Phillips (OG/LB)
1975	Stan Winfrey (FB)
1976	Jerry Muckensturm (LB)

East-West Shrine

1976	Ken Jones (OG)
1985	Michael Cline (DT)
1996	Corey Walker (RB)
2008	David Johnson (TE)
2015	Darion Griswold (TE)
2017	Blake Mack (TE)
2017	Ja'Von Rolland-Jones (DE)
2020	Jonathan Adams Jr. (WR)

Lions' American Bowl

1976	Jimmy Lisko (LB)
1977	T.J. Humphreys (OG)
1977	Robert Speer (DE)

Hula Bowl

2001	Robert Kilow (WR)
2002	Jonathan Adams (RB)
2007	Tyrell Johnson (S)
2020	Forrest Merrill (DL)
2020	Jonathan Adams Jr. (WR)

Canadian-American Bowl

1978	Hugh Crisp (C)
------	----------------

Martin Luther King Classic

1990	Fred Barnett (WR)
1990	Tony Walton (OT)



HONORS & AWARDS

Texas vs Nation All-Star Game

2009	Josh Arauco
2009	Marcus Brown
2012	Ryan Aplin
2012	Don Jones
2012	Taylor Stockemer

Players All-Star Classic

2011	Brandon Joiner
2011	Kelcie McCray
2011	Trey Outlaw
2011	Jermaine Robertson
2011	Dorvus Woods

Raycom College All-Star Classic

2011	Brandon Joiner
------	----------------

WEEKLY AWARDS

AP National Back of the Week

1975	Dennis Bolden
------	---------------

UPI Backfield of the Week

1975	Dennis Bolden
------	---------------

ESPN Heroes of the Week

1989	Offensive Backfield
------	---------------------

FWAA National Defensive Player of the Week

2008	Ben Owens
------	-----------

Sun Belt Conference

Offensive Player of the Week

2002	Antonio Warren (Sept. 9)
2002	Danny Smith (Oct. 7)
2002	Danny Smith (Nov. 18)
2003	Elliott Jacobs (Sept. 8)
2004	Nick Noce (Sept. 20)
2004	Antonio Warren (Sept. 27)
2005	Antonio Warren (Sept. 26)
2006	Reggie Arnold (Sept. 4)
2006	Corey Leonard (Oct. 16)
2006	Reggie Arnold (Oct. 23)
2007	Corey Leonard (Sept. 3)
2007	Corey Leonard (Oct. 1)
2007	Corey Leonard (Oct. 15)
2008	Corey Leonard (Sept. 1)
2008	Corey Leonard (Sept. 22)
2010	Ryan Aplin (Sept. 13)
2010	Ryan Aplin (Sept. 20)
2010	Ryan Aplin (Oct. 18)
2011	Ryan Aplin (Oct. 3)
2011	Ryan Aplin (Nov. 7)
2012	Ryan Aplin (Nov. 12)
2012	Ryan Aplin (Nov. 19)
2012	Ryan Aplin (Dec. 3)
2013	Adam Kennedy (Oct. 14)
2013	Adam Kennedy (Nov. 11)
2014	Fredi Knighten (Oct. 13)
2014	Fredi Knighten (Dec. 1)

2015	Michael Gordon (Oct. 5)
2015	Fredi Knighten (Nov. 30)
2016	Justice Hansen (Oct. 10)
2016	Justice Hansen (Oct. 31)
2017	Justice Hansen (Oct. 23)
2017	Justice Hansen (Nov. 27)
2018	Justice Hansen (Sept. 3)
2018	Justice Hansen (Oct. 22)
2019	Omar Bayless (Sept. 30)
2020	Jonathan Adams Jr. (Sept. 14)
2020	Jonathan Adams Jr. (Oct. 19)
2020	Corey Rucker (Dec. 7)
2021	Corey Rucker (Sept. 6)

Sun Belt Conference

Defensive Player of the Week

2001	Chris Jones (Oct. 15)
2001	Les Echols (Oct. 29)
2002	Corey Williams (Sept. 9)
2002	Corey Williams (Sept. 30)
2002	Jon Bradley (Oct. 21)
2003	Johnathan Burke (Sept. 1)
2003	Les Echols (Nov. 3)
2003	Johnathan Burke (Nov. 10)
2004	Alex Peoples (Oct. 18)
2005	Tyrell Johnson (Sept. 5)
2005	Devrett Wade (Nov. 14)
2006	Jamarrow James (Sept. 4)
2006	Deverett Wade (Oct. 9)
2007	Tyrell Johnson (Sept. 3)
2008	Ben Owens (Sept. 1)
2008	Daylan Walker (Sept. 22)
2009	Demario Davis (Oct. 26)
2009	Alex Carrington (Dec. 7)
2010	M.D. Jennings (Sept. 6)
2010	Javon McKinnon (Oct. 4)
2010	Adrian Hills (Oct. 25)
2010	Demario Davis (Nov. 8)
2011	Kelcie McCray (Oct. 10)
2011	Brandon Joiner (Nov. 14)
2011	Darryl Feemster (Dec. 5)
2012	Qushaun Lee (Oct. 8)
2012	Nathan Herrold (Oct. 15)
2012	Nathan Herrold (Dec. 3)
2013	Ryan Carrethers (Oct. 28)
2013	Sterling Young (Nov. 4)
2014	Qushaun Lee (Sept. 22)
2014	Ja'Von Rolland-Jones (Nov. 3)
2015	Cody Brown (Oct. 26)
2016	Chris Humes (Oct. 17)
2016	Money Hunter (Nov. 14)
2016	Chris Odom (Nov. 21)
2016	Chris Odom (Dec. 5)
2017	Ja'Von Rolland-Jones (Oct. 23)
2017	Ja'Von Rolland-Jones (Nov. 20)
2018	William Bradley-King (Sept. 24)
2018	Tajhea Chambers (Oct. 22)
2018	Justin Clifton (Nov. 19)
2019	Nathan Page (Oct. 28)

HISTORY



HONORS & AWARDS

HISTORY

2019 Darreon Jackson (Nov. 4)
2020 Justin Rice (Oct. 12)

Sun Belt Conference

Special Teams Player of the Week

2001	James Hickenbotham (Sept. 10)
2001	James Hickenbotham (Oct. 29)
2002	James Hickenbotham (Sept. 16)
2003	Jarod Little (Sept. 15)
2003	Jarod Little (Oct. 6)
2004	Antonio Warren (Sept. 6)
2004	Darren Toney (Sept. 20)
2004	Eric Neihouse (Oct. 18)
2004	Darren Toney (Nov. 15)
2005	Eric Neihouse (Oct. 17)
2005	Eric Neihouse (Nov. 14)
2006	Brett Shrable (Nov. 20)
2007	Brandon Thompkins (Sept. 24)
2007	Kevin Jones (Oct. 1)
2008	Josh Arauco (Sept. 1)
2008	Kevin Jones (Sept. 22)
2008	Josh Arauco (Oct. 13)
2008	Josh Arauco (Oct. 20)
2008	Josh Arauco (Dec. 1)
2009	Ryan Wilbourn (Nov. 30)
2009	Josh Arauco (Dec. 7)
2011	Brian Davis (Sept. 26)
2011	Don Jones (Oct. 10)
2011	Don Jones (Dec. 5)
2012	Brian Davis (Oct. 29)
2012	Brian Davis (Dec. 3)
2013	J.D. McKissic (Oct. 14)
2013	Brian Davis (Nov. 18)
2013	Brock Barnhill (Nov. 25)
2014	Luke Ferguson (Sept. 1)
2014	Artez Brown (Sept. 22)
2014	Blaise Taylor (Nov. 17)
2015	J.D. McKissic (Sept. 28)
2015	Blaise Taylor (Nov. 30)
2016	Blaise Taylor (Nov. 7)
2017	Blaise Taylor (Oct. 30)
2018	Justin McInnis (Nov. 26)
2019	Cody Grace (Sept. 30)
2019	Cody Grace (Oct. 7)
2019	Blake Grupe (Nov. 4)
2019	Blake Grupe (Dec. 2)
2020	Blake Grupe (Sept. 7)
2020	Ryan Hanson (Oct. 12)
2021	Alan Lamar (Sept. 27)
2021	Alan Lamar (Nov. 1)
2021	Blake Grupe (Nov. 15)

OTHER HONORS

CBSports.com Freaks List

2013 Ryan Carrethers

AT&T Long Distance Award

1994 Kyle Richardson (P)
1995 Austin Tinsley (FB)

Worthen Amateur Athlete

(Monthly Winners)

1968	Bill Bergey (September)
1968	Bill Bergey (December)
1970	James Hamilton (December)
1973	Steve Burks (September)
1974	Joe Duren (November)
1975	Jimmy Lisko (October)
1975	David Hines (November)

Worthen Amateur Athlete

(Annual Winner)

1968 | Bill Bergey (LB)

Arkansas Sports Hall of Fame

Star of Tomorrow Award

2012 | Ryan Aplin (QB)

Little Rock Touchdown Club

Dan Hampton Award

2016	Chris Odom
2017	Ja'Von Rolland-Jones

Arkansas Athlete of the Month

1986 | Rickey Jemison (September)

National All-Independent Team

(First Team)

1996 | Maurice Harris (SS)

National All-Independent Team

(Second Team)

1996 | Lennie Johnson (WR)

National All-Independent Team

(Third Team)

1996	Jeff Caldwell (K)
1996	Corey Walker (RB)

Football News All-Independent Team

1996	Gary Jackson (DE)
1996	Chappell Mitchell (CB)
1996	Corey Walker (RB)

Bob Griese's College Football Yearbook

All-Independent Team

1995	Kyle Richardson (P)
1996	Corey Walker (RS)

Athlon Magazine "Best of the Rest"

1996 | Corey Walker (RB)

CBSportsLine.com "Walkon Of The Year"

2006 | Oren O'Neal

FWAA-FedEx Orange Bowl Courage Award Nominee

2005 | Brandon Rollins (DT)

HONORS & AWARDS



Commercial Appeal All-Mid South

1969	Clovis Swinney (DT)
1971	Wayne Dorton (OG)
1971	Calvin Harrell (RB)

Preseason Newcomer of the Year

1995	Maurice Thomas (WR)
------	---------------------

NationalChamps.Net Preseason All-American

2006	Tanner Jenkins (C)
2007	Tyrell Johnson (S)
2009	Josh Arauco (K)
2009	Reggie Arnold (RB)
2009	Alex Carrington (DE)

Street & Smith's Preseason All-America

2006	Tanner Jenkins (C)
2006	Tyrell Johnson (S)
2007	Tyrell Johnson (S)
2007	Matt Mandich (OL)
2007	Koby McKinnon (LB)

All-South Independent Second Team

1992	Eric Tate (C)
------	---------------

ARKANSAS STATE AWARDS

Terry Gwin Scholar-Athlete

1984	Tim Langford (QB)
1986	Mark McMinn (OG)
1987	Mark Robbins (QB)
1988	Jim Wiseman (C)
1990	Mike Ray (OT)
1991	John Chism (FB)
1993	Blake Denison (WR)
1996	Jeff Caldwell (K)
2000	Ron Teat (TE)
2004	Jason Wood (WR)
2005	Oren O'Neal (FB)
2008	Tyrell Johnson (S)
2009	Brian Flagg (DE)
2010	Alex Carrington (DE)
2012	Ryan Aplin (QB)
2013	Brian Davis (K)
2018	Justice Hansen (QB)
2019	Omar Bayless (WR)
2020	Jonathan Adams Jr. (WR)

Gary Withrow Award

2003	Kimani Jones
2004	Steven Gibbs
2005	Tanner Jenkins
2006	Tanner Jenkins
2007	Matt Mandich
2008	Matt Mandich
2009	Derek Newton
2010	Sifa Etu
2011	Tom Castilaw
2012	Zack McKnight

2013	Steven Haunga
2014	Alan Wright
2015	Colton Jackson
2016	Jemar Clark
2017	Lanard Bonner
2018	Lanard Bonner
2019	Jarrett Horst
2020	Ivory Scott
2021	Andre Harris

Larry Lacewell MVP

2018	Warren Wand
2019	Omar Bayless
2020	Jonathan Adams Jr.
2021	Joe Ozougwu

All-Time ASU Team

(Chosen by fans during 1976 season)

RB	Calvin Harrell (1968-71)
RB	Richie Voit (1950-53)
RB	Leroy Harris (1975-76)
QB	James Hamilton (1968-71)
QB	David Hines (1972-75)
WR	Gerald Jumper (1964-67)
WR	Alfred Bentley (1959-60)
TE	Steve Lockhart (1968-71)
C	Dan Buckley (1966-69)
OL	Wayne Dorton (1968-71)
OL	Bill Phillips (1968-71)
OL	Ken Jones (1972-75)
OL	T.J. Humphreys (1973-76)
K	Joe Duren (1971-74)
LB	Bill Bergey (1965-68)
LB	Jerry Muckensturm (1972-75)
LB	Mike Malham (1972-75)
LB	Clovis Swinney (1967-69)
DL	Dick Dixon (1972-75)
DL	Ken Bennett (1967-69)
DE	Robert Speer (1973-76)
DE	Jimmy Lisko (1972-75)
DB	Dennis Meyer (1968-71)
DB	Roy Painter (1973-76)
DB	Joe Hollimon (1971-74)
DB	Dick Ritchey (1964-67)
P	Dan Mullen (1972-75)

All-Time ASU Team

Top Player

LB	Bill Bergey (1965-68)
----	-----------------------

All-Time ASU Team

Top Coach

Bennie Ellender (1963-70)
Bill Davidson (1971-76)

All-Time ASU Team

Top Game

1975	vs Memphis
------	------------

HISTORY



HONORS & AWARDS

HISTORY

All-Time ASU Team

Top Season

1975 | 11-0 record

All-Time ASU Team

Greatest Moment

1974 | Joe Duren game-winning 56-yard field goal against McNeese State

1980's All-Decade Team

(Selected by the coaching staff)

SE	Fred Barnett (1986-89)
TE	Ray Brown (1983-85)
OT	Kenneth Nelson (1986-89)
OT	Mike Ray (1987-89)
OG	Randy Barnhill (1984-86)
OG	Farrell Wilson (1980-84)
C	Jim Wiseman (1984-87)
QB	Dwane Brown (1984-87)
RB	Rickey Jemison (1983-86)
RB	Dennis Forrest (1986-89)
RB	Maurice Carthon (1979-82)
DL	Charlie Fredrick (1984-87)
DL	Carter Ray Crawford (1984-85)
DL	Michael Cline (1983-85)
DL	Marvin Neloms (1983-86)
LB	Stacy Price (198-85)
LB	Oscar Willis (1984-85)
LB	Anthony Withers (1983-86)
DB	Greg Lee (1984-87)
DB	Elbert Shelley (1983-86)
DB	Tim Smiley (1986-88)
DB	Vincent Barnett (1985-86)
K	Scott Roper (1986-87)
P	Bruce Gartman (1980-82)
RS	Keith Weaver (1981-84)

2014 All-Centennial Team Starters

QB	Ryan Aplin (2009-12)
RB	Richie Voit (1950-53)
RB	Calvin Harrell (1968-71)
FB	Maurice Carthon (1979-82)
TE	Ray Brown (1983-85)
C	Dan Buckley (1966-69)
OL	Ken Jones (1972-75)
OL	TJ Humphreys (1973-76)
OL	Bill Phillips (1968-71)
OL	Randy Barnhill (1984-86)
WR	Fred Barnett (1986-89)
WR	J.D. McKissic (2012-15)
DL	Clovis Swinney (1967-69)
DL	Carter Ray Crawford (1984-85)
DL	Marvin Neloms (1983-86)
DL	Alex Carrington (2006-09)
LB	Bill Bergey (1965-68)
LB	Jerry Muckensturm (1972-75)
LB	Demario Davis (2008-11)
LB	Carlos Emmons (1992-95)
DB	Dennis Meyer (1968-71)
DB	Tyrell Johnson (2004-07)

DB	Elbert Shelley (1983-86)
DB	Greg Lee (1984-87)
UT	Jimmy Lisko (1972-75)
RS	Terry Whiting (1968-71)
K	Brian Davis (2010-13)
P	Joe Slayton (1976-79)
HC	Larry Laceywell (1979-89)



Listed below are the Arkansas State players who have been drafted into or are recognized by the NFL as officially on a team roster for at least one season. Players in bold are active.

Michael Adams - DB (1987 Draft - 3rd Rd)

New Orleans Saints | 1987-88
Phoenix Cardinals | 1989

Fred Barnett - WR (1990 Draft - 3rd Rd)

Philadelphia Eagles | 1990-95
Miami Dolphins | 1996-97

Vincent Barnett - DB

Cleveland Browns | 1987

Omar Bayless - WR

Carolina Panthers | 2020-21
Kansas City Chiefs | 2022

Bill Bergey - LB (1969 Draft - 2nd Rd)

Cincinnati Bengals | 1969-73
Philadelphia Eagles | 1974-1980

Jon Bradley - DT

Tampa Bay Buccaneers | 2004-06
Detroit Lions | 2007

Marcus Brown - DB

Seattle Seahawks | 2010

Ray Brown - OL (1986 Draft - 8th Rd)

St. Louis Cardinals | 1986-87
Phoenix Cardinals | 1988
Washington | 1990-1995
San Francisco 49ers | 1996-2001
Detroit Lions | 2002-03
Washington | 2004-05

Kendricke Bullard - WR

Jacksonville Jaguars | 1996

Steve Burks - WR

New England Patriots | 1975-77

Ryan Carrethers - DT (2014 Draft - 5th Rd)

San Diego Chargers | 2014-16

RED WOLVES IN THE NFL



Alex Carrington - DE (2010 Draft - 3rd Rd)

Buffalo Bills | 2010-13
St. Louis Rams | 2014
Buffalo Bills | 2015

Maurice Carthon - RB

New York Giants | 1985-1991
Indianapolis Colts | 1992

Gary Crane - LB (1969 Draft - 14th Rd)

Denver Broncos - 1969

Demario Davis - LB (2012 Draft - 3rd Rd)

New York Jets | 2012-15
Cleveland Browns | 2016
New York Jets | 2017
New Orleans Saints | 2018-present

Carlos Emmons - LB (1996 Draft - 7th Rd)

Pittsburgh Steelers | 1996-99
Philadelphia Eagles | 2000-03
New York Giants | 2004-06

Jeff Fields - DT (1991 Draft - 9th Rd)

Carolina Panthers | 1995

Stacy Gore - P

Miami Dolphins | 1987

Bryan Hall - DT

Baltimore Ravens | 2012

Leroy Harris - RB (1977 Draft - 5th Rd)

Miami Dolphins | 1977-78
Philadelphia Eagles | 1979-80, 1982

M.D. Jennings - S

Green Bay Packers | 2011-13

Bill Johnson - RB (1984 Supplemental - 2nd Rd)

Cincinnati Bengals | 1985-87

David Johnson - TE (2009 Draft - 7th Rd)

Pittsburgh Steelers | 2009-2013
San Diego Chargers | 2014-15
Pittsburgh Steelers | 2016

Tyrell Johnson - S (2008 Draft - 2nd Rd)

Minnesota Vikings | 2008-11
Detroit Lions | 2012

Don Jones - S (2013 Draft - 7th Rd)

Miami Dolphins | 2013-14
New England Patriots | 2014

HISTORY



RED WOLVES IN THE NFL

HISTORY

Cleveland Browns | 2015-16
New Orleans Saints | 2015
Houston Texas | 2016

Ken Jones - T/DE (1976 Draft - 2nd Rd)
Buffalo Bills | 1976-86
New York Jets | 1987

Tyrone Jones - DB
Philadelphia Eagles | 1989

Greg Lee - DB
Pittsburgh Steelers | 1988

Cleo Lemon - QB
San Diego Chargers | 2005
Miami Dolphins | 2006-07
Jacksonville Jaguars | 2008

Kelcie McCray - S
Miami Dolphins | 2012-13
Tampa Bay Buccaneers | 2013
Kansas City Chiefs | 2014
Seattle Seahawks | 2015-16

J.D. McKissic - WR
Seattle Seahawks | 2016-18
Detroit Lions | 2019
Washington | 2020-present

Forrest Merrill - DT
Los Angeles Chargers | 2021-present

Kirk Merritt - WR
Miami Dolphins | 2020-2021
New Orleans Saints | 2022-present

Dennis Meyer - DB (1972 Draft - 6th Rd)
Pittsburgh Steelers | 1973

Orna Middlebrook - WR (1977 Draft - 10th Rd)
Philadelphia Eagles | 1978

Jerry Muckensturm - LB (1976 Draft - 7th Rd)
Chicago Bears | 1976-80, 1982-83

Derek Newton - T (2011 Draft - 7th Rd)
Houston Texans | 2011-16
New Orleans Saints | 2018

Oren O'Neal - FB (2007 Draft - 6th Rd)
Oakland Raiders | 2007, 2009

Chris Odom - DE
Green Bay Packers | 2017
Washington | 2019

Stacy Price - LB
San Diego Chargers | 1987

Kyle Richardson - P
Miami Dolphins | 1997
Seattle Seahawks | 1997
Baltimore Ravens | 1998-2001
Minnesota Vikings | 2002
Cincinnati Bengals | 2003
Cleveland Browns | 2005

Elbert Shelley - DB (1987 Draft - 11th Rd)
Atlanta Falcons | 1987-96

Clovis Swinney - DT (1970 Draft - 3rd Rd)
New Orleans Saints | 1970
New York Jets | 1971

Jim Tarle - K
Jacksonville Jaguars | 2000-01

Corey Walker - RB
Philadelphia Eagles | 1998

Sammy Weir - WR
Houston Oilers | 1965
New York Jets | 1966

Corey Williams - DT (2004 Draft - 7th Rd)
Green Bay Packers | 2004-07
Cleveland Browns | 2008-09
Detroit Lions | 2010-12

Kyle Wilson - LB
Los Angeles Chargers | 2018

Stan Winfrey - RB (1975 Draft - 2nd Rd)
Miami Dolphins | 1975-77
Tampa Bay Buccaneers | 1977

Richie Woit - RB (1954 Draft - 25th Rd)
Detroit Lions | 1955

Xavier Woodson-Luster - LB
Oakland Raiders | 2017
Cleveland Browns | 2018

Mitchell Young - DE
Atlanta Falcons | 1987

RED WOLVES IN THE SUPER BOWL



Bill Bergey



Leroy Harris



Maurice Carthon



Maurice Carthon



Kyle Richardson



David Johnson



Bryan Hall



**Bold indicates team won Super Bowl*

Arkansas State coaches/players to coach in the Super Bowl

Coach	At A-State	NFL Position	Team	Super Bowl
Maurice Carthon#	1979-82	Running Backs Coach	New England Patriots	XXXI
Ray Perkins^	1992	Offensive Coordinator	New England Patriots	XXXI
Ron Meeks#	1975-76	Secondary Coach	Atlanta Falcons	XXXIII
Ron Meeks#	1975-76	Secondary Coach	St. Louis Rams	XXXVI
Mike Tomlin*	1997-98	Defensive Backs	Tampa Bay Buccaneers	XXXVII
Ron Meeks#	1975-76	Defensive Coordinator	Indianapolis Colts	XLI
Maurice Carthon#	1979-82	Running Backs Coach	Arizona Cardinals	XLIII
Keith Butler*	1999	Linebackers Coach	Pittsburgh Steelers	XLIII
Randy Fichtner*	1997-00	Wide Receivers Coach	Pittsburgh Steelers	XLIII
Mike Tomlin*	1997-98	Head Coach	Pittsburgh Steelers	XLIII
Keith Butler*	1999	Linebackers Coach	Pittsburgh Steelers	XLV
Randy Fichtner*	1997-00	Quarterbacks Coach	Pittsburgh Steelers	XLV
Mike Tomlin*	1997-98	Head Coach	Pittsburgh Steelers	XLV

^ Head Coach # Player * Assistant Coach **Bold indicates team won Super Bowl**

HISTORY



RED WOLVES IN THE PRO BOWL

HISTORY



Fred Barnett (WR)

Philadelphia Eagles

1992



Bill Bergey (LB)

Cincinnati Bengals

1969

Philadelphia Eagles 1974, 1976, 1977, 1978



Ray Brown (OG)

San Francisco 49ers

2001



Elbert Shelley (DB)

Atlanta Falcons

1992, 1993, 1994, 1995

RED WOLVES IN THE NFL DRAFT



BY YEAR

Year	Rd	Pick	Name	Team
1939	FA	-	Clifton Mack	Lions
1949	11	103	Harry Larche	Packers
1954	25	301	Richie Voit	Lions
1956	15	179	Tommy Spiers	Cardinals
1957	FA	-	Howard Cissell	Colts
1959	FA	-	Bill Caldwell	Jets
1960	FA	-	Alfred Bentley	Jets
1962	FA	-	Billy Joe Turner	Browns
1962	FA	-	Sammy Weir	Oilers
1965	FA	-	H.K. Reeves	Cowboys
1965	FA	-	Dan Sumemrs	Bears
1968	10	272	Ron Worthen	Packers
1969	2	31	Bill Bergey	Bengals
1969	14	348	Gary Crane	Broncos
1969	FA	-	Frank McGuigan	Eagles
1970	3	62	Clovis Swinney	Saints
1971	FA	-	Chet Douthit	Dolphins
1972	3	58	Bill Phillips	Broncos
1972	6	137	Wayne Dorton	Saints
1972	6	143	Dennis Meyer	Steelers
1972	7	180	Calvin Harrell	Dolphins
1972	12	293	Steve Lockhart	Saints
1972	13	314	James Hamilton	Bengals
1974	15	371	Vince Ansell	Cardinals
1974	17	422	Doug Lowrey	Jets
1975	2	49	Steve Winfrey	Dolphins
1975	4	91	Steve Burks	Patriots
1975	8	207	Joe Hollimon	Vikings
1975	FA	-	Andy Haney	Chiefs
1976	2	45	Ken Jones	Bills
1976	7	184	Dick Dixon	Seahawks
1976	7	190	Jerry Muckensturm	Bears
1976	9	260	Jimmy Lisko	Broncos
1976	15	417	Eddie Morgan	Giants
1976	17	469	Mike Malham	Bears
1977	5	123	Leroy Harris	Dolphins
1977	9	229	T.J. Humphreys	Eagles
1977	9	233	Joel Mullins	Packers
1977	9	242	Robert Speer	Falcons
1977	10	268	Orna Middlebrook	Broncos
1977	FA	-	Denver Latimore	Browns
1977	FA	-	Ron Meeks	Giants
1977	FA	-	Roy Painter	Jets
1978	FA	-	Hugh Crisp	Bears
1979	FA	-	Dikki Dyson	Cowboys
1979	FA	-	Ed Preston	Cowboys
1980	2	37	Gene Bradley	Bills
1980	FA	-	Danny Cook	Saints
1982	FA	-	Ken Armbrust	Broncos
1982	FA	-	Paul Gilbow	Broncos
1982	FA	-	John McCaughey	Raiders
1982	FA	-	Leveren Tillman	Raiders
1983	12	319	Waddell Kelly	Patriots
1983	FA	-	Rick Fishback	Raiders
1984	S2	38	Bill Johnson	Bengals
1984	FA	-	Erven Beasley	Cowboys
1984	FA	-	Gary Burton	Dolphins

BY YEAR

Year	Rd	Pick	Name	Team
1985	8	221	Judious Lewis	Seahawks
1985	FA	-	Farrell Wilson	Cowboys
1986	8	201	Ray Brown	Cardinals
1986	8	210	Michael Cline	Packers
1986	FA	-	Carter Ray Crawford	Cardinals
1986	FA	-	Stacy Price	Cardinals
1986	FA	-	Mitchell Young	Dolphins
1987	3	67	Michael Adams	Saints
1987	11	292	Elbert Shelly	Falcons
1987	FA	-	Vincent Barnett	Packers
1987	FA	-	Cazy Francis	Buccaneers
1987	FA	-	Rickey Jemison	Washington
1988	FA	-	Greg Lee	Steelers
1988	FA	-	Steve Sampson	Cowboys
1988	FA	-	Jim Wiseman	Cardinals
1989	5	129	Tim Smiley	Washington
1989	FA	-	Tyrone Jones	Eagles
1990	3	77	Fred Barnett	Eagles
1990	FA	-	Tony Walton	Giants
1991	9	228	Jeff Fields	Rams
1991	FA	-	Alex Shell	Giants
1993	FA	-	Bryant Broady	Jets
1995	S3	-	Darren Benson	Cowboys
1995	FA	-	Kendricke Bullard	Patriots
1996	7	242	Carlos Emmons	Steelers
1998	FA	-	Corey Walker	Eagles
1999	FA	-	Todd Frohbieter	Rams
2001	FA	-	Robert Kilow	Buccaneers
2001	FA	-	Cleo Lemon	Ravens
2001	FA	-	Jacquis Walker	Jaguars
2002	FA	-	Jonathan Adams	Saints
2002	FA	-	Garrick Jones	Jaguars
2003	FA	-	Garry Johnson	Bengals
2004	6	179	Corey Williams	Packers
2004	FA	-	Jon Bradley	Eagles
2005	FA	-	Steven Gibbs	Seahawks
2006	FA	-	Shermar Bracey	Packers
2006	FA	-	Nick Noce	Cowboys
2006	FA	-	Antonio Warren	Browns
2007	6	175	Oren O'Neal	Raiders
2008	2	43	Tyrell Johnson	Vikings
2008	FA	-	Khayyam Burns	Chiefs
2008	FA	-	Darren Toney	Panthers
2009	7	241	David Johnson	Steelers
2010	3	72	Alex Carrington	Bills
2010	FA	-	Daylan Walker	Falcons
2010	FA	-	Marcus Brown	Seahawks
2011	7	214	Derek Newton	Texans
2011	FA	-	M.D. Jennings	Packers
2011	FA	-	Bryan Hall	Ravens
2012	3	77	Demario Davis	Jets
2012	FA	-	Brandon Joiner	Bengals
2012	FA	-	Kelcie McCray	Dolphins
2013	7	250	Don Jones	Dolphins
2013	FA	-	Taylor Stockemer	Dolphins
2014	5	165	Ryan Carrethers	Chargers
2014	FA	-	Julian Jones	Falcons

HISTORY



RED WOLVES IN THE NFL DRAFT

HISTORY

BY YEAR				
Year	Rd	Pick	Name	Team
2016	FA	-	Darion Griswold	Colts
2016	FA	-	J.D. McKissic	Falcons
2017	FA	-	Chris Humes	Raiders
2017	FA	-	Chris Odom	Falcons
2017	FA	-	Xavier Woodson-Luster	Raiders
2018	FA	-	Dee Linder	Chiefs
2018	FA	-	Blake Mack	Chiefs
2018	FA	-	Ja'Von Rolland-Jones	Bengals
2018	FA	-	Kyle Wilson	Eagles
2019	FA	-	Lanard Bonner	Falcons
2020	FA	-	Omar Bayless	Panthers
2020	FA	-	Kirk Merritt	Dolphins
2021	FA	-	Jonathan Adams Jr.	Lions
2021	FA	-	Forrest Merrill	Chargers
2021	FA	-	Seth Cottengim	Broncos
2021	FA	-	Joe Ozugwu	Buccaneers

BY ROUND				
Year	Rd	Pick	Name	Team
1969	2	31	Bill Bergey	Bengals
1980	2	37	Gene Bradley	Bills
2008	2	43	Tyrell Johnson	Vikings
1976	2	45	Ken Jones	Bills
1975	2	49	Steve Winfrey	Patriots
1972	3	58	Bill Phillips	Broncos
1970	3	62	Clovis Swinney	Saints
1987	3	67	Michael Adams	Saints
2010	3	72	Alex Carrington	Bills
1990	3	77	Fred Barnett	Eagles
2012	3	77	Demario Davis	Jets
1975	4	91	Steve Burks	Patriots
1977	5	123	Leroy Harris	Dolphins
1989	5	129	Tim Smiley	Washington
2014	5	165	Ryan Carrethers	Chargers
1972	6	137	Wayne Dorton	Saints
1972	6	143	Dennis Meyer	Steelers
2007	6	175	Oren O'Neal	Raiders
2004	6	179	Corey Williams	Packers
1972	7	180	Calvin Harrell	Dolphins
1976	7	184	Dick Dixon	Seahawks
1976	7	190	Jerry Muckensturm	Bears
2011	7	214	Derek Newton	Texans
2009	7	241	David Johnson	Steelers
1996	7	242	Carlos Emmons	Steelers
2013	7	250	Don Jones	Dolphins
1986	8	201	Ray Brown	Cardinals
1975	8	207	Joe Hollimon	Vikings
1986	8	210	Michael Cline	Packers
1985	8	221	Judious Lewis	Seahawks
1991	9	228	Jeff Fields	Rams
1977	9	229	T.J. Humphreys	Eagles
1977	9	233	Joel Mullins	Packers
1977	9	242	Robert Speer	Falcons
1977	9	260	Jimmy Lisko	Broncos
1977	10	268	Orna Middlebrook	Broncos
1968	10	272	Ron Worthen	Packers
1949	11	103	Harry Larche	Packers

1987 | 11 | 292 | Elbert Shelley | Falcons

BY ROUND				
Year	Rd	Pick	Name	Team
1972	12	293	Steve Lockhart	Saints
1983	12	319	Waddell Kelly	Patriots
1972	13	314	James Hamilton	Bengals
1969	14	348	Gary Crane	Broncos
1956	15	179	Tommy Spiers	Cardinals
1974	15	371	Vince Ancell	Cardinals
1976	15	417	Eddie Morgan	Giants
1974	17	422	Doug Lowrey	Jets
1977	17	469	Mike Malham	Bears
1954	25	301	Richie Woit	Lions

Supplemental Picks

Year	Rd	Pick	Name	Team
1984	2	38	Bill Johnson	Bengals
1995	3	-	Darren Benson	Cowboys



RED WOLVES IN THE POSTSEASON

1951 Refrigerator Bowl

December 2 | Evansville, Ind. (10,000)

	1	2	3	4	F
Arkansas State	12	7	7	20	46
Camp Breckinridge	0	6	0	6	12

Highlights: Richie Voit rushed for 166 yards and 3 TDs to spark ASU, which wound up with 582 yards of offense. Rudy Wagner and Buzzy Gebert scored twice each for the Tribe, which was the highest scoring team and the No. 2 defensive team in the nation.

1952 Tangerine Bowl

January 1 | Orlando, Fla. (12,500)

	1	2	3	4	F
Stetson	7	0	21	7	35
Arkansas State	7	6	0	7	20

Highlights: All-America quarterback Bill Johnson connected for 3 TD passes with Dave Laude to help the Hatters overcome a 13-7 ASU half-time lead. Stetson was limited to 50 yards of offense and three first downs in the first half, but made up for it thereafter.

1952 Refrigerator Bowl

December 7 | Evansville, Ind. (9,500)

	1	2	3	4	F
Western Kentucky	0	14	13	7	34
Arkansas State	6	0	0	13	19

Highlights: The Hilltoppers overcame an opening 73-yard drive on ASU's first possession to improve their record to 9-1. They scored 34 unanswered points before a pair of fourth quarter ASU touchdowns made it more respectable. ASU had to play without All-America halfback Richie Voit, sidelined with a broken ankle.

1954 Tangerine Bowl

January 1 | Orlando, Fla. (12,976)

	1	2	3	4	F
Arkansas State	7	0	0	0	7
Texas A&M-Commerce	0	0	0	0	7

Highlights: Texas A&M-Commerce, heavily favored with the nation's longest win streak at 29 games, had to march 61 yards in the fourth period to manage the tie. ASU had scored in the first quarter on 20-yard Bobby Spann to Jim Turley pass. Dan Spensieri intercepted a Texas A&M-Commerce pass in the final period and appeared on the way to scoring with it, but dropped the ball out of bounds at midfield.

1968 Pecan Bowl

December 14 | Arlington, Texas (7,200)

	1	2	3	4	F
North Dakota State	9	14	0	0	23
Arkansas State	0	0	0	0	14

Highlights: Paul Hatchett plowed for 106 yards on 25 carries to spark NDSU, which took 9-0 record into the game. The Bison recovered an early fumble on ASU's 17, took it in three plays later and proceeded to a 23-0 halftime edge. James Hamilton, who passed for 173 yards, ran for a couple of fourth-period Indian scores, but they were too little and too late.

1969 Pecan Bowl

December 15 | Arlington, Texas (7,500)

	1	2	3	4	F
Arkansas State	7	15	0	7	29
Drake	0	0	13	8	21

Highlights: Backup quarterback Bubba Crocker took over when regular James Hamilton was injured early in the first quarter and masterfully directed the victory. He threw for two TDs, ran for another and scored a two-point conversion as the Tribe ran up a 22-0 halftime lead. Calvin Harrell supplied the muscle with 160 rushing yards on 34 carries.



RED WOLVES IN THE POSTSEASON

HISTORY

1970 Pecan Bowl

December 12 | Arlington, Texas (9,500)

	1	2	3	4	F
Arkansas State	3	14	7	14	38
Central Missouri State	0	7	0	14	21

Highlights: ASU amassed 509 yards of offense, thanks to 244 passing yards by James Hamilton and 135 rushing yards by Calvin Harrell. Chet Douthit landed two of Hamilton's three TD passes. Dennis Meyer contributed by intercepting a pair of CMSU tosses.

1984 I-AA Playoffs (1st Rd)

November 24 | Jonesboro (10,872)

	1	2	3	4	F
Arkansas State	6	17	7	7	37
Chattanooga	0	3	0	7	10

Highlights: Two flashy scores in the final 24 seconds of the first half propelled the Indians to success - a 24-yard guard-around run by Farrell Wilson and a 57-yard interception return by I.J. Chapman. The Indians kept the ball for over 36 minutes while rolling up a 30-3 lead after three quarters. Rickey Jemison's 78 rushing yards led an attack also featuring Dwane Brown's 116 passing yards. ASU's Marvin Neloms recorded three sacks.

1984 I-AA Playoffs (2nd Rd)

December 1 | Bozeman, Mont. (12,037)

	1	2	3	4	F
Montana State	0	7	7	17	31
Arkansas State	7	7	0	0	14

Highlights: Sophomore Kelly Bradley passed for three touchdowns to rally MSU to a come-from-behind triumph. Bradley completed 27 of 47 passes for 313 yards, including TD tosses of 6 and 12 yards to Dasin Dietrich. ASU's only scores came on 25-yard and 45-yard interception returns by strong safety Billy Ray Bowers. Fullback Rickey Jemison had 100 rushing yards on 21 carries, but the Indians suffered from five lost fumbles and an interception on the frozen turf.

1985 I-AA Playoffs (1st Rd)

November 30 | Jonesboro (8,730)

	1	2	3	4	F
Arkansas State	0	7	0	3	10
Grambling	0	0	0	7	7

Highlights: Frank Richards' 25-yard field goal with five seconds left was the margin of difference on muddy turf. The Indians maintained the ball for 37 minutes and tallied 27 first downs, but had trouble crossing the goal line. Rickey Jemison scored the only ASU touchdown on a one-yard plunge in the second quarter after Ray Brown's guard-around play moved the ball 25 yards to the one. Jemison had 94 yards on 28 carries, and Dwane Brown threw for 114 yards. ASU's defense limited Grambling to six first downs and 154 total yards.

1985 I-AA Playoff (Quarterfinal)

December 7 | Reno, Nev. (10,241)

	1	2	3	4	F
Nevada	0	7	17	0	24
Arkansas State	7	3	0	13	23

Highlights: A couple of muffed field goal chances in the closing seconds prevented ASU from overcoming a 24-10 deficit in a blizzard. The Indians, who led 10-7 at halftime, also fumbled away an opportunity on the six and missed an extra point and 48-yard field goal - all in the final quarter. ASU, which had the ball 37 minutes and totaled 407 yards and 23 first downs, had 84 rushing yards from Dwane Brown.



RED WOLVES IN THE POSTSEASON

1986 I-AA Playoff (Quarterfinal)

December 6 | Newark, Del. (12,018)

	1	2	3	4	F
Arkansas State	21	10	7	17	55
Delaware	7	7	0	0	14

Highlights: Fullback Rickey Jemison rushed for a career-high 159 yards and scored two touchdowns as ASU accumulated 646 yards of offense (526 on the ground) while averaging 8.1 yards per play. Delaware collected 421 yards, but had trouble scoring in what was the worst home defeat (41 points) in Blue Hen history.

1986 I-AA Playoff (Semifinal)

December 13 | Jonesboro (10,500)

	1	2	3	4	F
Arkansas State	7	7	7	3	24
Eastern Kentucky	0	7	3	0	10

Highlights: Defense was key for ASU, which forced six turnovers, allowed only two third-down conversions, notched three sacks and stopped the Colonels five times inside the Indian 30. Linebacker Dan Miller led the way with 14 tackles, two interceptions and two tipped passes. Despite fumbling on the first play, Richard Kimble netted 95 yards rushing (filling in for the injured Rickey Jemison). EKU's only TD came after an A-State fumble.

1986 I-AA Playoff (Championship)

December 19 | Tacoma, Wash. (4,419)

	1	2	3	4	F
Georgia Southern	10	16	15	7	48
Arkansas State	7	0	8	6	21

Highlights: Tracy Ham was too much for A-State on the artificial turf in the Tacoma Dome. He rushed for 180 yards and passed for 306 in one of the greatest quarterback exhibitions ever against an Indian team. The defending national champ Eagles averaged 7.5 yards per play and controlled the ball nearly 36 minutes. ASU fumbled on the second play of the game, and GS converted that miscue into a TD. The rest was all downhill for the Eagles, who scored on all six of their first-half possessions. Fullback Richard Kimble of ASU had 134 yards rushing.

1987 I-AA Playoff (1st Rd)

November 28 | Jackson, Miss. (7,500)

	1	2	3	4	F
Arkansas State	0	0	14	21	35
Jackson State	10	0	7	15	32

Highlights: A wild finish, including five second-half touchdowns, lifted the Indians, who had fumbled away three chances in the opening stages. In that almost swap-out second half, ASU scored on a 62-yard ground-based drive, a 35-yard pass, an 11-yard end-around to end a 52-yard drive and a 62-yard interception return. ASU collected 206 yards on the ground; JSU managed 283 of its 397 through the air.

1987 I-AA Playoff (Quarterfinal)

December 5 | Cedar Falls, Iowa (6,100)

	1	2	3	4	F
Northern Iowa	6	15	7	21	49
Arkansas State	7	7	14	0	28

Highlights: Northern Iowa cashed in four lost ASU fumbles - three into touchdowns - while amassing 530 yards of offense in a game closer than the score indicated. Carl Boyd was all over the place for the Panthers, collected 124 ground yards and catching several drive-saving passes. It was a see-saw affair for awhile, with A-State's last lead at 28-21 late in the third quarter. UNI dominated the fourth quarter as A-State miscues handed the Panthers two easy scores.



2005 NEW ORLEANS BOWL

HISTORY



Dec. 20, 2005 | Lafayette, La. (18,388)

*Game moved due to Hurricane Katrina

	1	2	3	4	F
Southern Miss	0	10	14	7	31
Arkansas State	0	10	9	0	19

Team	Qtr	Time	Scoring Play	P-Yds	TOP
USM	2	9:20	McCaleb 31 yd FG	14-70	4:48
A-State	2	6:37	Neihouse 44 yd FG	5-44	2:43
USM	2	2:05	Mason 5 yd run	10-71	4:32
A-State	2	0:06	Noce 4 yd run	8-80	1:59
USM	3	11:44	Hull 1 yd run	2-10	0:42
A-State	3	8:51	Burton 2 yd rec.	6-80	2:53
USM	3	6:08	Nelson 29 yd rec.	7-65	2:43
A-State	3	2:22	TEAM Safety	-	-
USM	4	8:22	Nelson 6 yd rec.	7-25	3:19

TEAM STATISTICS

	A-STATE	USM
First Downs	16	25
Net yards rushing	119	192
Net yards passing	213	253
Passes Comp-Att-Int	10-19-1	17-32-0
Total Net Yards	332	445
Fumbles: Number-Lost	2-2	3-2
Penalties: Number-Yards	9-49	6-57
Possession Time	25:36	34:24
Third Down Conversions	4-13	7-14
Sacks By: Number-Yards	0-0	4-31

INDIVIDUAL STATISTICS

RUSHING: Southern Miss - Hull, C. 37-161; Mason, C. 6-34; Almond, D. 3-11; Thomas, L. 1-9; Weakley, B. 1-3; TEAM 2-(-26). Arkansas State - Noce, N. 17-55; Bracey, S. 14-40; Warren, A. 7-20; Jones, K. 2-4. **PASSING:** Southern Miss - Almond, D. 17-32-0-253. Arkansas State - Noce, N. 10-19-1-213. **RECEIVING:** Southern Miss - Nelson, S. 6-121; Perine, A. 3-60; Carter, D. 2-26; Barnes, J. 2-23; Causey, P. 2-12; Williams, T. 2-11. Arkansas State - Vincent, G. 3-53; Burton, M. 2-8; Dejohnette, L. 1-49; Jones, K. 1-43; Smith, J. 1-43; Bracey, S. 1-20; Hamton, E. 1-(-3). **INTERCEPTIONS:** Southern Miss - Eubanks, J. 1-0. Arkansas State - None. **FUMBLES:** Southern Miss - Almond, D. 1-1; Thomas, L. 1-0; Weakley, B. 1-1. Arkansas State - Noce, N. 1-1; Warren, A. 1-1.



LAFAYETTE, La. — The final score showed 31-19 in favor of the Golden Eagles of Southern Miss when the clock struck 0:00, but the final score didn't do justice to the Arkansas State team and the effort of the Indians on the night.

ASU (6-6) took over at the 8:22 mark of the fourth quarter after USM punched in a touchdown to make the score 31-19. Quarterback Nick Noce then began engineering a drive that began at the ASU 30. Noce scrambled for 30 yards on the first two plays from scrimmage to get the ball into USM territory.

It appeared as if fortune would smile on the Indians in the game when, on the very first possession, USM was driving the ball at will on ASU. With the nose of the ball resting mere inches from the goal line, Almond took the snap and was nailed at the line and fumbled the ball. Myron Anderson pounced on the loose football as the defense held USM out of the endzone.

Electing to punt, Eric Neihouse squeezed off a short but effective 25 yard punt that pinned the Golden Eagles down inside their own 17. ASU's defense was asked to hold to give the offense another crack at narrowing the gap.

Noce passed for 213 yards and a touchdown on the night while rushing for 55 yards and another score. The Golden Eagles rode the surprising ground attack of Hull and his 161 yard effort and Almond's 253 yards and two scores to the win.

Stars of the game for the Indians were numerous, but Myron Anderson's nine-tackle effort was easily the defensive effort on the night. Anderson set a career high in tackles in a game in his final collegiate contest as well while being credited with three tackles for loss. Safety Tyrell Johnson had another solid night, registering nine tackles and defensive end Brandon Rollins chipped in a career high seven tackles and a forced fumble.

Offensively it may have been the Noce show, but the ASU running backs kept the USM defense honest, allowing Noce to throw for the second-best passing performance of the season for the Indians. Noce completed passes to seven different receivers with his favorite target being Gary Vincent. Vincent ended with three receptions for 53 yards.



Jan. 8, 2012 | Mobile, Ala. (38,374)

	1	2	3	4	F
Northern Illinois	7	14	7	10	38
Arkansas State	13	0	0	7	20

Team	Qtr	Time	Scoring Play	P-Yds	TOP
A-State	1	11:22	Davis 32 yd FG	8-30	3:38
A-State	1	7:44	Davis 36 yd FG	5-40	1:04
A-State	1	5:08	Aplin 2 yd run	3-41	0:58
NIU	1	1:00	Ashford 9 yd rec.	11-77	4:08
NIU	2	4:49	Lynch 3 yd run	7-78	2:50
NIU	2	0:00	Womble 1 yd run	10-43	1:54
NIU	3	13:30	Moore 43 yd rec.	1-43	0:08
NIU	4	13:34	Sims 22 yd FG	5-24	1:36
A-State	4	11:12	Stockemer 16 yd rec.	7-59	2:22
NIU	4	8:19	Durante 36 yd INT ret.	-	-

TEAM STATISTICS

	A-STATE	NIU
First Downs	20	18
Net yards rushing	28	59
Net yards passing	384	366
Passes Comp-Att-Int	30-58-3	23-42-1
Total Net Yards	381	401
Fumbles: Number-Lost	2-2	1-0
Penalties: Number-Yards	7-58	5-50
Possession Time	24:28	19:04
Third Down Conversions	5-21	2-18
Sacks By: Number-Yards	2-16	4-35

INDIVIDUAL STATISTICS

RUSHING: Arkansas State - Lawson, D. 12-25; Robertson, J. 3-18; Jackson, F. 3-12; Lucas, E. 1-(-10); Aplin, R. 10-(-17). Northern Illinois - Womble, J. 6-25; Hopkins, J. 9-24; Daniels, A. 2-11; Bell, C. 1-7; Harnish, C. 9-(-3); Lynch, J. 7-(-4); TEAM 1-(-1). **PASSING:** Arkansas State - Aplin, R. 30-58-3-353. Northern Illinois - Harnish, C. 18-36-1-274; Lynch, J. 4-4-0-64; Neir, R. 1-1-0-4; Ashford, P. 0-1-0-0. **RECEIVING:** Arkansas State - Stockemer, T. 11-185; Edwards, D. 5-47; Lucas, E. 5-44; Frampton, D. 4-31; Jarboe, J. 2-23; Kincy, A. 2-19; Hall, R. 1-4. Northern Illinois - Moore, M. 8-224; Ashford, P. 8-80; Wells, J. 2-15; Palmer, N. 1-12; Hopkins, J. 2-6; McAvoy, P. 1-4; Daniels, A. 1-1. **INTERCEPTIONS:** Arkansas State - Scales, C. 1-0. Northern Illinois - Durante, D. 1-36; Faustin, J. 1-2; Melvin, R. 1-0. **FUMBLES:** Arkansas State - Aplin, R. 1-1; Hall, R. 1-1. Northern Illinois - Harnish, C. 1-0.



MOBILE, Ala. — Arkansas State (10-3) jumped out to an early 13-0 lead in the 13th-annual Go-Daddy.com Bowl, but the Huskies of Northern Illinois (11-3) countered with 31 unanswered points and went on to defeat the Red Wolves 38-20 Sunday at Ladd-Peebles Stadium in Mobile.

The loss snapped a nine-game win streak for the Red Wolves and was ASU's first setback since Sept. 17.

Taylor Stockemer put up career-best numbers to lead the Red Wolves' offense, finishing with 11 catches for 185 yards and a touchdown. Stockemer's numbers also set a new school record for receptions and yardage in a post-season game. Ryan Aplin completed 30-of-58 passes for 353 yards and a touchdown, while senior defensive end Brandon Joiner recorded his 13th sack of the season to tie the Sun Belt Conference single-season record. Joiner finished with a team-high eight tackles, three tackles-for-loss and one pass breakup.

In addition to the offensive numbers put up by Aplin and Stockemer, wideouts Carlos McCants and Earl Lucas each posted five receptions and senior running back Derek Lawson led the Red Wolves on the ground with 32 yards. Defensive backs Kelcie McCray and Don Jones joined Joiner with eight stops, with each registering a tackle-for-loss. Tryon returned four kickoffs for 114 yards.

HISTORY



2013 GODADDY.COM BOWL

HISTORY



Jan. 6, 2013 | Mobile, Ala. (37,913)

	1	2	3	4	F
Arkansas State	0	14	3	0	17
25 Kent State	0	10	3	0	13

Team	Qtr	Time	Scoring Play	P-Yds	TOP
Kent St.	2	12:10	Archer 16 yd run	4-66	2:14
A-State	2	5:40	Oku 10 yd run	9-60	3:18
A-State	2	1:13	McKissic 31 yd rec.	9-88	2:12
Kent St.	2	0:19	Cortez 42 yd FG	7-34	0:54
A-State	3	8:35	Davis 25 yd FG	10-47	4:18
Kent St.	3	1:44	Cortez 26 yd FG	13-50	6:51

TEAM STATISTICS

	A-STATE	KSU
First Downs	19	19
Net yards rushing	72	193
Net yards passing	213	157
Passes Comp-Att-Int	21-30-0	17-33-1
Total Net Yards	285	350
Fumbles: Number-Lost	1-0	0-0
Penalties: Number-Yards	3-35	7-93
Possession Time	26:36	32:51
Third Down Conversions	5-14	3-15
Sacks By: Number-Yards	1-4	2-18

INDIVIDUAL STATISTICS

RUSHING: Kent State - Archer, D. 9-77; Durham, T. 20-68; Durden, J. 1-32; Keith, S. 6-16.

Arkansas State - Hayes, R. 8-57; Oku, D. 18-37; Jarboe, J. 1-(-1); Aplin, R. 8-(-5); TEAM 3-(-16).

PASSING: Kent State - Keith, S. 17-33-1-157.

Arkansas State - Aplin, R. 21-30-0-213. **RECEIVING:** Kent State - Hurdle, M. 6-72; Humphrey, C. 3-22; Archer, D. 4-22; Durham, T. 2-19;

Erjavec, T. 1-18; Adeyemi, E. 1-4. Arkansas State - McKissic, J. 11-113; Griswold, D. 3-54; Jarboe, J. 3-24; Stockemer, T. 2-16; Hayes, R. 2-6.

INTERCEPTIONS: Kent State - None. Arkansas State - Herrold, N. 1-0. **FUMBLES:** Kent State - None. Arkansas State - Hayes, R. 1-0



MOBILE, Ala. — The Arkansas State football team clinched its first bowl title since 1970 with a 17-13 victory over No. 25 Kent State in the GoDaddy.com Bowl at Ladd-Peebles Stadium on Sunday night.

In the process, the Red Wolves also claimed their first win over a ranked opponent since joining the FBS in 1992. A-State finishes the season with a 10-3 record and their second consecutive 10-win season.

ASU had 285 yards of total offense and senior quarterback Ryan Aplin was 21-of-30 with 213 yards and one touchdown in his final game as an ASU player. Aplin also took home the GoDaddy.com Bowl Player of the Game Award.

Sophomore linebacker Qushaun Lee, the game's Defensive MVP, sealed the victory when he tackled Kent State quarterback Spencer Keith a fourth-down scramble that came up a couple of yards shy of a first down.

J.D. McKissic finished the game with 11 receptions for 113 yards, earning the Offensive MVP award for his efforts. He tied the school record for catches in a postseason game, matching teammate Taylor Stockemer's total in last year's GoDaddy.com Bowl.

Senior defensive back Don Jones had eight tackles, including one for a loss of two yards. Senior safety Cole Lorigan had six tackles and senior defensive end Tim Starson chipped in with six tackles as well, including half a sack to pace the Red Wolves defensively.

Freshman Rocky Hayes paced the A-State rushing game with 57 yards on eight carries. Junior David Oku gained 37 yards on 18 carries and had a touchdown. McKissic's receiving total gave him 1,022 for the season, making him just the third ASU receiver to post a 1,000-yard receiving season. Freshman Darian Griswold and Senior Josh Jarboe each had three receptions.

The Red Wolves end the year on an eight-game winning streak, their second longest since 1986. A-State's 10 wins tie the fourth most in school history, matching its total in 1951 and 2011. ASU posted double-figure wins in back-to-back seasons for the first time ever.



2014 GODADDY BOWL



Jan. 5, 2014 | Mobile, Ala. (36,119)

	1	2	3	4	F
Arkansas State	0	10	6	7	23
Ball State	7	3	0	10	20

Team	Qtr	Time	Scoring Play	P-Yds	TOP
Ball St.	1	3:07	Snead 9 yd rec.	14-89	6:37
A-State	2	10:18	Davis 41 yd FG	5-20	2:31
Ball St.	2	4:09	Secor 26 yd FG	13-67	6:09
A-State	2	0:48	Thornton 1 yd run	9-63	3:21
A-State	3	10:45	Davis 18 yd FG	12-63	4:15
A-State	3	7:21	Davis 29 yd FG	7-18	2:29
Ball St.	4	12:58	Secor 37 yd FG	11-72	3:41
Ball St.	4	1:33	Edwards 1 yd run	16-80	6:51
A-State	4	0:32	Muse 13 yd rec.	5-59	1:01

TEAM STATISTICS

	A-STATE	BALL
First Downs	17	27
Net yards rushing	202	148
Net yards passing	129	215
Passes Comp-Att-Int	18-26-1	23-44-1
Total Net Yards	331	363
Fumbles: Number-Lost	1-0	1-0
Penalties: Number-Yards	10-86	3-25
Possession Time	26:36	33:24
Third Down Conversions	4-14	9-18
Sacks By: Number-Yards	0-0	0-0

INDIVIDUAL STATISTICS

RUSHING: Arkansas State - Knighten, F. 19-97; Gordon, M. 6-37; Fleming, R. 1-27; McKissing, J. 2-21; Thornton, S. 3-14; Kennedy, A. 6-10; Oku, D. 1-0; TEAM 1-(-4). Ball State - Edwards, J. 28-146; Williamson, T. 3-14; Wenning, K. 5-(-1); Schmidt, K. 1-(-3); TEAM 2-(-8). **PASSING:** Arkansas State - Knighten, F. 15-20-1-115; Kennedy, A. 3-5-0-14; Houston, T. 0-1-0-0. Ball State - Wenning, K. 23-44-1-215. **RECEIVING:** Arkansas State - McKissic, J. 9-72; Muse, A. 3-14; Fleming, R. 2-13; Jones, J. 1-11; Griswold, D. 1-11; Oku, D. 1-4; Houston, T. 1-4. Ball State - Snead IV, W. 9-87; Smith, J. 4-56; Williams-Lambert, J. 4-34; Fakes, Z. 4-28; Curry, D. 2-10. **INTERCEPTIONS:** Arkansas State - Lee, Q. 1-33. Ball State - Patterson, E. 1-0. **FUMBLES:** Arkansas State - TEAM 1-0. Ball State - TEAM 1-0.



MOBILE, Ala. — An Allen Muse touchdown catch with 32 seconds left in the fourth quarter and a Ryan Carrethers field goal block as time expired propelled the Arkansas State football team to a 23-20 comeback victory over Ball State in the GoDaddy Bowl at Ladd-Peebles Stadium in Mobile, Ala., on Sunday.

Ball State took a 20-16 lead, its first of the second half, with 1:33 left in the fourth quarter before A-State's R.J. Fleming returned the ensuing kickoff to the Red Wolves' 41-yard line. On the third play of the drive, Fredi Knighten found J.D. McKissic for a 26-yard gain to the Ball State (10-3) 19-yard line and two plays later found an open Allen Muse in the end zone for a 13-yard touchdown catch to give Arkansas State (8-5) a 23-20 lead.

Ball State started its final drive on its own 36-yard line with the aid of all three timeouts and advanced to the A-State 46-yard line with six seconds remaining in the game. The next play, Ball State quarterback Keith Wenning found Willie Snead for a 10-yard gain to the A-State 36-yard line with two seconds left, but an A-State late hit out-of-bounds penalty gave the Cardinals 15 more yards to the Arkansas State 21-yard line. Ball State kicker Scott Secor came out to attempt a 38-yard field goal for the tie, but Carrethers blocked the kick to clinch Arkansas State's second consecutive GoDaddy Bowl victory, 23-20.

Knighten stepped in for injured quarterback Adam Kennedy midway through the second quarter and finished the game with 115 yards passing and one touchdown to earn MVP honors. Knighten also led the A-State rushing attack with 97 of the team's 202 yards.

McKissic led A-State with 72 yards on nine receptions to win offensive MVP, while Muse was second with three catches for 14 yards and the game-winning touchdown. Defensively, Qushaun Lee led Arkansas State with 15 tackles and garnered defensive MVP honors, while Sterling Young and Xavier Woodson also recorded double-digit tackles with 10 each. Kyle Coleman and Rocky Hayes both recorded a sack a piece and Lee also had an interception with 33 yards returned.

HISTORY



2015 GODADDY BOWL

HISTORY



Jan. 4, 2015 | Mobile, Ala. (36,811)

	1	2	3	4	F
Toledo	21	14	7	21	63
Arkansas State	14	3	14	13	44

Team	Qtr	Time	Scoring Play	P-Yds	TOP
Toledo	1	14:50	Voss 0 yd Fum Rec.	-	-
A-State	1	13:30	Mays 44 yd rec.	5-75	1:20
Toledo	1	5:04	Hunt 4 yd run	12-88	4:35
Toledo	1	2:36	Hunt 44 yd run	3-70	1:16
A-State	1	1:25	Houston 66 yd rec.	3-82	1:11
A-State	2	7:13	Spry 31 yd FG	8-42	3:29
Toledo	2	2:28	Hunt 29 yd run	13-75	2:28
Toledo	2	0:34	Covington 67 yd Fum Rec.	-	-
Toledo	3	8:15	Hunt 6 yd run	8-69	3:21
A-State	3	4:40	Mays 55 yd rec.	8-83	3:35
A-State	3	2:06	Hunter 94 yd INT	-	-
Toledo	4	11:46	Hunt 1 yd run	11-75	5:20
A-State	4	10:08	Mays 27 yd rec.	5-49	1:38
Toledo	4	6:33	Jones-Moore 10 yd run	6-70	6:33
A-State	4	2:17	Griswold 3 yd rec.	14-75	4:16
Toledo	4	1:02	Jones-Moore 29 yd run	4-52	1:02

TEAM STATISTICS

	A-STATE	TOLEDO
First Downs	20	30
Net yards rushing	65	365
Net yards passing	403	176
Passes Comp-Att-Int	23-31-0	21-27-1
Total Net Yards	468	541
Fumbles: Number-Lost	2-2	2-0
Penalties: Number-Yards	5-41	5-45
Possession Time	24:43	35:17
Third Down Conversions	4-12	8-15
Sacks By: Number-Yards	1-7	2-13

INDIVIDUAL STATISTICS

RUSHING: Toledo - Hunt, K. 32-271; Jones-Moore, D. 15-103; Olack, J. 1-1; Woodside, L. 5-(-10). Arkansas State - Gordon, M. 10-36; White, J. 5-16; McKissic, J. 1-9; Knighten, F. 16-4. **PASSING:** Toledo - Woodside, L. 21-27-1-176. Arkansas State - Knighten, F. 23-31-0-403. **RECEIVING:** Toledo - Russell, A. 4-49; Zmolik, A. 6-47; Jones, C. 2-30; Wilcher, K. 5-23; Olack, J. 1-21; Jones-Moore, D. 2-11; Hunt, K. 1-(-5). Arkansas State - Mays, B. 5-138; McKissic, J. 7-99; Houston, T. 2-78; Mack, B. 2-36; Trosin, T. 2-23; Gordon, M. 2-11; Griswold, D. 2-9; Rains, K. 1-9. **INTERCEPTIONS:** Toledo - None. Arkansas State - Hunter, M. 1-94. **FUMBLES:** Toledo - Wilcher, K. 1-0; Russell, A. 1-0. Arkansas State - Knighten, F. 2-2.



MOBILE, Ala. — Junior quarterback Fredi Knighten tied a GoDaddy Bowl and Arkansas State game record with five touchdown passes, while sophomore receiver Booker Mays set an A-State Bowl record with three touchdown receptions, but it was not enough as the Red Wolves fell to Toledo 63-44 in the 2015 GoDaddy Bowl at Ladd-Peebles Stadium Sunday night.

Knighten threw for a career-high 403 yards, while Mays hauled in five receptions for a career-high 138 yards to pace the squad, but the Red Wolves were forced to play catchup all night as Toledo jumped out to an early 21-7 lead and held on late despite a late flurry from A-State.

Arkansas State (7-6), which made its fourth straight appearance in the bowl, trailed 49-31 with 11:46 to go in to game after the Rockets' (9-4) Kareem Hunt scored a GoDaddy Bowl record fifth touchdown. The Red Wolves closed the gap to 49-38 after Knighten connected with Mays for the third time, but the Rockets scored again with 6:33 to go to push the advantage to 56-38.

Arkansas State finished with 468 yards of total offense, 403 of which came via the passing game. On the defensive side of the ball Qushaun Lee had 14 tackles and finished his career just four tackles shy of the Sun Belt Conference record for tackles in a career.

2015 NEW ORLEANS BOWL



Dec. 19, 2015 | New Orleans, La. (32,847)

	1	2	3	4	F
Louisiana Tech	10	7	17	13	47
Arkansas State	3	14	3	8	28

Team	Qtr	Time	Scoring Play	P-Yds	TOP
LA Tech	1	12:00	Dixon 9 yd rec.	7-88	3:00
A-State	1	6:38	Houston 36 yd FG	15-56	5:22
LA Tech	1	1:55	Barnes 50 yd FG	6-29	1:52
LA Tech	2	12:06	Taylor 13 yd rec.	5-63	2:54
A-State	2	7:22	Wand 1 yd run	14-91	4:39
A-State	2	0:18	Knighten 1 yd run	4-25	1:14
LA Tech	3	10:00	Barnes 20 yd FG	9-57	3:02
A-State	3	8:17	Houston 37 yd FG	7-55	1:43
LA Tech	3	5:09	Dixon 59 yd rec.	5-84	3:03
LA Tech	3	0:18	Dixon 8 yd run	8-90	3:08
LA Tech	4	13:45	Barnes 28 yd FG	5-16	1:15
LA Tech	4	10:52	Dixon 4 yd run	4-88	2:02
A-State	4	10:38	Taylor 98 yd KOR	-	-
LA Tech	4	1:31	Barnes 22 yd FG	16-70	9:01

TEAM STATISTICS

	A-STATE	LA TECH
First Downs	23	26
Net yards rushing	117	229
Net yards passing	146	458
Passes Comp-Att-Int	15-29-2	26-38-0
Total Net Yards	323	687
Fumbles: Number-Lost	3-1	1-0
Penalties: Number-Yards	11-109	13-154
Possession Time	25:13	34:47
Third Down Conversions	7-15	4-12
Sacks By: Number-Yards	1-5	1-10

INDIVIDUAL STATISTICS

RUSHING: Arkansas State - Wand, W. 12-66; Knighten, F. 13-56; White, J. 9-43; McKissic, J. 3-25; Gordon, M. 2-3. LA Tech - Scott, B. 4-106; Dixon, K. 21-102; Driskel, J. 8-16; Higgins, R. 1-3; Martin, B. 2-2. **PASSING:** Arkansas State - Knighten, F. 14-28-2-137; McKissic, J. 1-1-0-9. LA Tech - Driskel, J. 26-38-0-458. **RECEIVING:** Arkansas State - Houston, T. 3-47; Stowers, S. 2-27; McKissic, J. 3-26; Wand, W. 5-20; Paschal, D. 1-17; Knighten, F. 1-9. LA Tech - Taylor, T. 10-149; Dixon, K. 6-113; Turner, P. 5-97; Henderson, C. 1-53; Smith, C. 3-40; Gaines, M. 1-6. **INTERCEPTIONS:** Arkansas State - None. LA Tech - Barnes, A. 1-20; Woods, X. 1-11. **FUMBLES:** Arkansas State - Wand, W. 1-1; Knighten, F. 1-0; Taylor, B. 1-0. LA Tech - Taylor, T. 1-0.



NEW ORLEANS — The Arkansas State football team battled through injuries to offensive starters Michael Gordon, J.D. McKissic, and Colton Jackson and went into halftime tied 17-17 with Louisiana Tech, but the Red Wolves were out-scored 30-11 in the second half of a 47-28 loss at the 2015 R+L Carriers New Orleans Bowl in front of the fifth-largest crowd in the bowl's history of 32,847.

Dixon, named the MVP of the game, led the Bulldogs' offense with 215 total yards and scored four touchdowns, three in the second half, as Louisiana Tech (9-4) racked up a New Orleans Bowl record 687 yards of total offense. A-State (9-4) accumulated 323 yards of total offense to go over 300 yards for the 69th time in 77 games, but couldn't compensate for the losses of Gordon, McKissic, and Jackson.

Warren Wand was the team's leading rusher with 66 yards on 12 carries, while Fredi Knighten was 14-of-28 for 137 yards through the air. Tres Houston led the team with 47 yards receiving on three catches, while Sterling Stowers added 27 on two catches. Rocky Hayes and Cody Brown led A-State with eight tackles each and Jake Swalley registered the team's only sack of the game.

Blaise Taylor had 214 return yards, including the first New Orleans Bowl kickoff return for a touchdown with a 98-yarder in the fourth quarter, and he also had a 41-yard punt return to set up another score earlier in the contest. Taylor's 174 kickoff return yards set a New Orleans Bowl record, while his 214 all-purpose yards were the second most in the bowl's history.

Penalties played a big factor in the game as both teams combined for 24 penalties for 263 yards, while A-State had three turnovers and didn't force a single one after coming into the game as the nation's leader in turnovers forced.

Arkansas State, which made its fifth straight bowl appearance, finished the season 9-4, with the nine victories the third most in school history as a member of the Football Bowl Subdivision (FBS).

HISTORY



2016 CURE BOWL

HISTORY



Dec. 17, 2016 | Orlando, Fla. (37,913)

	1	2	3	4	F
Arkansas State	17	0	7	7	31
UCF	0	10	3	0	13

Team	Qtr	Time	Scoring Play	P-Yds	TOP
A-State	1	10:59	Edmonds 0 yd PR	-	-
A-State	1	4:24	Williams 22 yd FG	6-70	1:54
A-State	1	2:48	Sanders 12 yd rec.	3-16	1:36
UCF	2	9:31	Oldham 11 yd rec.	4-48	1:25
UCF	2	1:04	Wright 45 yd FG	4-3	1:02
A-State	3	14:09	Sanders 75 yd rec.	3-73	0:51
UCF	3	4:52	Wright 34 yd FG	7-32	2:05
A-State	4	14:54	Sanders 17 yd rec.	3-37	0:37

TEAM STATISTICS

	A-STATE	UCF
First Downs	8	17
Net yards rushing	29	12
Net yards passing	205	211
Passes Comp-Att-Int	12-26-0	26-48-0
Total Net Yards	234	223
Fumbles: Number-Lost	3-1	3-3
Penalties: Number-Yards	15-140	11-82
Possession Time	31:17	28:43
Third Down Conversions	3-17	3-18
Sacks By: Number-Yards	6-30	2-17

INDIVIDUAL STATISTICS

RUSHING: Arkansas State - Rollins-Davis, 5-32; White, J. 7-15; Wand, W. 15-12; Voytik, C. 5-(-3); Hansen, J. 5-(-13); Echols-Luper, C. 1-(-14). UCF - Hamilton, J. 10-14; Milton, M. 9-5; Holman, J. 5-3; Willett, M. 1-0; Payton, T. 1-(-2); Killins, A. 4-(-8). **PASSING:** Arkansas State - Hansen, J. 12-26-0-205. UCF - Milton, M. 22-39-0-175; Holman, J. 4-9-0-36. **RECEIVING:** Arkansas State - Sanders, K. 5-127; Mack, B. 1-67; Booker, C. 2-11; McInnis, J. 1-3; Wand, W. 1-1; Murray, C. 2-(-4). UCF - Oldham, T. 5-56; Smith, T. 3-45; Franks, J. 3-32; Hamilton, J. 4-17; Stewart, C. 2-16; Payton, T. 1-16; Bargnare, J. 3-11; Jones, H. 1-7; Akins, J. 1-5; Killins, A. 2-4; McGowan, T. 1-2. **INTERCEPTIONS:** Arkansas State - None. UCF - None. **FUMBLES:** Arkansas State - Murray, C. 1-1; Echols-Luper, C. 1-0; Voytik, C. 1-0. UCF - Holman, J. 1-1; Johnson, C. 1-1; Jones, H. 1-1.



ORLANDO, Fla. — Senior wide receiver Kendall Sanders was named the Most Valuable Player of the 2016 AutoNation Cure Bowl after three touchdown receptions helped Arkansas State football cap the season with a 31-13 win over UCF Saturday at Camping World Stadium.

Arkansas State (8-5) forced three turnovers, blocked a punt for a touchdown and held UCF (6-7) to 223 yards of offense. The Red Wolves defense totaled six sacks and 11 tackles for loss in the outing, capping the last two outings with 14 sacks and 34 tackles for loss.

Junior Ja'Von Rolland-Jones had two sacks on the night to give him 13.5 on the year, a Sun Belt Conference single-game record total. Rolland-Jones had already broken the Sun Belt Conference career record and he will enter his final season with 30.5 career sacks.

Sophomore quarterback Justice Hansen was 12-of-26 passing for 205 yards finding Sanders five times for three touchdowns and 127 yards. Hansen finishes the year with 19 touchdown passes, tied for the fourth-most in single-season program history. The 205 yards through the air helped A-State top 3,000 passing yards this season for only the fifth time in program history and second time under head coach Blake Anderson.

Defense and special teams carried the Red Wolves to the Sun Belt Conference championship this year and A-State brought it in the opening four minutes of the game to grab a 7-0 lead. Rolland-Jones and Wilson combined to sack UCF on third down of the opening possession forcing the Knights to punt from the back of the end-zone.

Making a sixth-straight bowl appearance, Arkansas State finishes the season, the sixth consecutive winning season for the first time since 1912-17. Arkansas State is home to the only FBS program to win five conference championships in the last six seasons.



2017 CAMELLIA BOWL



Dec. 16, 2017 | Montgomery, Ala. (20,612)

	1	2	3	4	F
Middle Tennessee	7	14	7	7	35
Arkansas State	3	7	7	13	30

Team	Qtr	Time	Scoring Play	P-Yds	TOP
A-State	1	11:52	Williams 20 yd FG	7-35	1:57
MTSU	1	9:25	West 45 yd run	4-65	2:21
MTSU	2	5:41	Sanders 54 yd Fum. Rec.	-	-
A-State	2	1:59	Hansen 1 yd run	13-85	3:34
MTSU	2	0:45	Garnett 31 yd rec.	3-50	1:05
MTSU	3	9:16	Thomas 2 yd run	12-73	4:38
A-State	3	6:19	McInnis 20 yd rec.	10-58	2:50
A-State	4	14:24	Wand 2 yd rec.	9-58	2:58
MTSU	4	12:08	Tucker 30 yd rec.	6-75	2:16
A-State	4	5:03	Booker 41 yd rec.	4-51	0:48

TEAM STATISTICS

	A-STATE	MTSU
First Downs	30	17
Net yards rushing	104	120
Net yards passing	358	232
Passes Comp-Att-Int	32-58-1	19-35-3
Total Net Yards	462	352
Fumbles: Number-Lost	3-2	0-0
Penalties: Number-Yards	7-81	10-87
Possession Time	30:18	29:42
Third Down Conversions	9-21	6-14
Sacks By: Number-Yards	1-6	6-49

INDIVIDUAL STATISTICS

RUSHING: Middle Tennessee - West, T. 10-65; Thomas, T. 16-49; Stockstill, B. 3-6. Arkansas State - Wand, W. 13-46; Hansen, J. 17-35; White, J. 9-23. **PASSING:** Middle Tennessee - Stockstill, B. 19-35-3-232. Arkansas State - Hansen, J. 31-58-1-337; Grace, C. 1-1-0-21. **RECEIVING:** Middle Tennessee - Lee, T. 5-39; Tucker, S. 4-63; Garnett, R. 4-57; Windham, C. 3-63; Thomas, T. 2-5; West, T. 1-5. Arkansas State - McInnis, J. 7-107; Murray, C. 7-76; Edwards, K. 5-56; Booker, C. 4-58; Wand, W. 4-24; Paschal, D. 2-17; Mack, B. 2-9; Bayless, O. 1-11. **INTERCEPTIONS:** Middle Tennessee - Moffatt, J. 1-9; Edmonds, B. 2-19; Clifton, J. 1-0. **FUMBLES:** Middle Tennessee - None. Arkansas State - Hansen, J. 2-1; Bayless, O. 1-1.



MONTGOMERY, Ala. — Arkansas State nearly erased an 18-point second half deficit, but fell short of completing the comeback and lost to Middle Tennessee 35-30 in the Raycom Media Camellia Bowl Saturday night at Cramton Bowl stadium.

Justice Hansen threw for 337 yards and three touchdowns, but was sacked six times, including three on the final drive of the game. Justin McInnis led the team in receiving with seven receptions for 107 yards, while Christian Booker and Warren Wand each had a touchdown catch. Wand also led the team in rushing with 46 yards on 13 attempts.

A-State (7-5) pulled within a touchdown late in the fourth quarter when Hansen found Booker on a 41-yard scoring reception to get within five points with 5:03 to go in the game. The A-State defense then forced Middle Tennessee (8-6) to punt the ball after the Blue Raiders failed to convert a third-and-eight pass play. The defensive stand did force the Red Wolves to use all of their timeouts, however, as they took over on their own 9-yard line with 1:27 remaining.

Hansen was sacked on the first play of the drive, but then connected with Blake Mack and Chris Murray on back-to-back passes to get to A-State 42. After an incomplection, Hansen was sacked on back-to-back plays, including the final play of the game as the ball came loose and was recovered by the Red Wolves as time expired.

Arkansas State outgained the Blue Raiders 462-352 in total offense, but Middle Tennessee finished 120 yards on the ground to A-State's 102. The Blue Raiders were penalized 10 times for 87 yards, while A-State committed 7 mistakes for 81 yards. Each team had three turnovers.

Defensively Darreon Jackson led the team with 12 tackles, including a sack and 1.5 tackles for loss. Kyle Wilson added eight tackles and half tackle for loss.

HISTORY



2018 ARIZONA BOWL

HISTORY



Dec. 29, 2018 | Tucson, Ariz. (37,913)

	1	2	3	4	OT	F
Nevada	0	3	0	7	6	16
Arkansas State	0	7	0	3	3	13
Team	Qtr	Time	Scoring Play	P-Yds	TOP	
Nevada	2	5:09	Ahmed 36 yd FG	10-43	5:07	
A-State	2	3:08	Murray 2 yd run	6-75	2:01	
Nevada	4	1:06	Lee 1 yd run	10-74	2:39	
A-State	4	0:00	Grupe 32 yd FG	7-0	1:06	
A-State OT	-	-	Grupe 24 yd FG	5-18	-	
Nevada OT	-	-	Roberson 11 yd rec.	5-25	-	

TEAM STATISTICS

	A-STATE	NEV
First Downs	25	15
Net yards rushing	224	85
Net yards passing	275	200
Passes Comp-Att-Int	26-46-3	18-34-2
Total Net Yards	499	285
Fumbles: Number-Lost	1-0	0-0
Penalties: Number-Yards	4-25	6-51
Possession Time	29:31	30:29
Third Down Conversions	2-17	3-16
Sacks By: Number-Yards	3-20	3-20

INDIVIDUAL STATISTICS

RUSHING: Arkansas State - Wand, W. 16-140; Murray, M. 17-67; Hansen, J. 12-15; Merritt, K. 1-3; Bonner, L. 1-(-1). Nevada - Tava, T. 22-56; Moore, K. 7-20; Lee, D. 3-16; Kincaide, J. 1-(-2); TEAM 1-(-2); Gangi, T. 6-(-3). **PASSING:** Arkansas State - Hansen, J. 26-46-3-275. Nevada - Gangi, T. 18-34-2-200. **RECEIVING:** Arkansas State - Bayless, O. 7-129; Merritt, K. 8-66; McInnis, J. 5-54; Wand, W. 5-23; Adams, Jr., J. 1-3. Nevada - Putman, B. 4-114; Christian, D. 3-31; Roberson, R. 2-19; Turner, C. 1-13; Fossum, K. 1-9; Tava, T. 2-8; Carter-Wells, T. 3-7; Lappin, C. 2-(-1). **INTERCEPTIONS:** Arkansas State - Edmonds, B. 1-0; Jacobs, J. 1-0. Nevada - Brent, J. 2-1; Dotson, J. 1-5. **FUMBLES:** Arkansas State - Murray, M. 1-0. Nevada - None.



TUCSON, Ariz. — The Arkansas State football team lost to Nevada 16-13 in overtime in the NOVA Home Loans Arizona Bowl Saturday afternoon at Arizona Stadium.

Blake Grupe sent the game into overtime with a 32-yard field goal as time expired in regulation and then he hit a 24-yard attempt in A-State's first possession in the overtime period to go up 13-10.

The A-State defense put Nevada in a third-and-seven situation on the Wolf Pack's first possession in overtime, but a check down pass from Ty Gangi to Reagan Roberson resulted in an 11-yard touchdown for the winning score.

Arkansas State led throughout much of the contest, but Nevada took the lead late in the fourth quarter with a 10-play, 74-yard scoring drive that culminated with a 1-yard run by Devonte Lee to go up 10-7 with 1:06 left in regulation.

Hansen finished the afternoon 26-of-46 passing for 275 yards, while Bayless led the receiving corps with five catches and 103 yards. Warren Wand controlled the run game with 11 attempts for 117 yards and now stands third on A-State's all-time rushing list.

A strong defensive effort controlled much of the first half for both teams. A-State held the Wolf Pack to just 74 yards of total offense in the half and their only scoring play was a 39-yard field goal with 5:07 remaining to go up 3-0.

The defense continued to provide a park in the second half when B.J. Edmonds and Jerry Jacobs each snagged interceptions in the third quarter, but the offense was unable to capitalize on either turnover.

Tajhea chambers led the way for the Red Wolves defensively with nine tackles, while Edmonds followed with eight. The defensive held Nevada to just 285 yards of total offense, while the Red Wolves totaled 499 yards of offense, including 224 on the ground.



2019 CAMELLIA BOWL



Dec. 21, 2019 | Montgomery, Ala. (16,209)

	1	2	3	4	F
Arkansas State	14	6	7	7	34
FIU	0	13	10	3	26

Team Qtr Time Scoring Play P-Yds TOP

A-State 1 9:25 Bayless 4 yd rec. 15-80 3:17

A-State 1 0:55 Merritt 9 yd rec. 13-90 3:35

FIU 2 12:50 Maxwell 3 yd run 9-71 3:05

A-State 2 9:31 Grupe 46 yd FG 10-47 3:19

FIU 2 5:30 Borregales 25 yd FG 8-47 4:01

A-State 2 3:05 Grupe 37 yd FG 8-59 2:25

FIU 2 0:40 Borregales 25 yd FG 10-70 2:25

A-State 3 12:22 Tyler 15 yd rec. 11-74 2:38

FIU 3 3:48 Maloney 19 yd rec. 2-23 0:48

FIU 3 0:38 Borregales 48 yd FG 5-50 1:16

FIU 4 11:52 Borregales 52 yd FG 6-32 2:02

A-State 4 3:37 Adams 13 yd rec. 5-80 1:33

TEAM STATISTICS

	A-STATE	FIU
First Downs	31	23
Net yards rushing	132	132
Net yards passing	393	312
Passes Comp-Att-Int	27-52-1	22-39-2
Total Net Yards	525	444
Fumbles: Number-Lost	1-1	0-0
Penalties: Number-Yards	10-142	7-62
Possession Time	28:20	31:40
Third Down Conversions	12-19	6-16
Sacks By: Number-Yards	0-0	3-17

INDIVIDUAL STATISTICS

RUSHING: FIU - Maxwell, N. 13-66; Jones, A. 21-65; Morgan, J. 1-1. Arkansas State - Jones, J. 10-59; Murray, M. 17-38; Hatcher, L. 9-37; TEAM 1(-2). **PASSING:** FIU - Morgan, J. 22-38-2-312; Jones, A. 0-1-0-0. Arkansas State - Hatcher, L. 27-51-1-393; Bayless, O. 0-1-0-0. **RECEIVING:** FIU - Maloney, A. 10-178; Thornton, S. 3-86; Palmer, S. 5-24; Gaiter, T. 1-15; Williams, K. 1-8; Maxwell, N. 1-2; Scott, D. 1(-1). Arkansas State - Bayless, O. 9-180; Adams, J. 4-63; Murray, M. 5-52; Merritt, K. 6-43; Bowling, B. 2-40; Tyler, R. 1-15. **INTERCEPTIONS:** FIU - Dames, R. 1-0. Arkansas State - Smith, J. 1-21; Jackson, D. 1-12. **FUMBLES:** FIU - None. Arkansas State - Hatcher, L. 1-1.



MONTGOMERY, Ala. — Despite a persistent downpour for nearly the entire game, the Arkansas State football team put out record numbers through the air and came up with key defensive plays late to hold off Florida International, 34-26, on Saturday night in the 2019 Camellia Bowl.

The Red Wolves (8-5) led for the entire night and braved the rain while Layne Hatcher passed for a Camellia Bowl-record 393 yards and four touchdowns on 27-of-51 passing. With the win over the Panthers (6-7), A-State reaches eight victories for the second year in a row.

With nine catches and a bowl-record 180 yards, consensus All-American Omar Bayless garnered MVP honors. Kirk Merritt and Jonathan Adams also found the end zone off the arm of Hatcher, with Merritt hauling in six catches for 43 yards and Adams grabbing four passes for 63 yards. Marcel Murray also caught five passes for 52 yards in addition to churning out 45 yards on the ground. Reed Tyler was the fourth Red Wolf to haul in a score, doing so in the third quarter.

Defensively, Logan Wescott and Darreon Jackson both tallied 13 total tackles to lead the Red Wolves. B.J. Edmonds recorded 10 total tackles to round out the trio of A-State defenders with double-digit tackles.

For FIU, Morgan completed 22 of 38 passes for 312 yards, with a touchdown and two interceptions — both inside the last six minutes of the contest. Maxwell gained 70 yards on the ground while Maloney hauled in a bowl-record 10 catches for 178 yards.

Defensively, the Panthers were led by Sage Lewis, who racked up 13 total tackles while Dames recorded FIU's lone interception. Lewis and Stantley Thomas-Oliver III both forced a fumble.

HISTORY



ALL-TIME CONFERENCE STANDINGS

HISTORY

League	Years	W-L-T	Championships
Southland Conference	1964-86	62-44-5 (.581)	7
Big West Conference	1993-95, 1999-2000	7-21 (.333)	0
Sun Belt Conference	2001-present	84-63* (.571)	5

* Seven victories in Sun Belt Conference play later vacated due to NCAA sanctions.
Actual on field record in Sun Belt Conference is 91-63 (.590)

1964	Conference	Overall
Lamar	3-0-1 .875	6-3-1 .650
Arkansas State	2-0-2 .750	7-0-2 .937
Trinity	2-2-0 .500	3-7-0 .300
Abilene Christian	1-3-0 .250	5-5-0 .500
UT Arlington	0-3-1 .125	3-6-1 .350

1965	Conference	Overall
Lamar	3-1-0 .750	6-4-0 .600
UT Arlington	2-2-0 .500	6-3-0 .667
Trinity	2-2-0 .500	4-5-1 .421
Abilene Christian	2-2-0 .500	4-5-0 .444
Arkansas State	1-3-0 .250	6-3-0 .667

1966	Conference	Overall
UT Arlington	3-1-0 .750	6-4-0 .600
Lamar	3-1-0 .750	6-4-0 .600
Arkansas State	2-2-0 .500	7-2-0 .778
Trinity	2-2-0 .500	5-4-0 .556
Abilene Christian	0-4-0 .000	4-6-0 .400

1967	Conference	Overall
UT Arlington	4-0-0 1.000	10-1-0 .909
Lamar	3-1-0 .750	7-3-0 .700
Arkansas State	2-2-0 .500	4-5-0 .444
Trinity	1-3-0 .250	3-7-0 .300
Abilene Christian	0-4-0 .000	0-10-0 .000

1968	Conference	Overall
Arkansas State	3-0-1 .875	7-3-1 .682
UT Arlington	3-1-0 .750	6-4-0 .600
Trinity	2-2-0 .500	5-4-0 .556
Abilene Christian	1-2-1 .375	4-5-1 .421
Lamar	0-4-0 .000	0-10-0 .000

1969	Conference	Overall
Arkansas State	4-0-0 1.000	8-1-1 .850
Abilene Christian	2-2-0 .500	8-2-0 .800
UT Arlington	2-2-0 .500	5-5-0 .500
Trinity	2-2-0 .500	4-6-0 .400
Lamar	0-4-0 .000	3-7-0 .300

1970	Conference	Overall
Arkansas State	4-0-0 1.000	11-0-0 1.000
Abilene Christian	3-1-0 .750	9-2-0 .818
Trinity	2-2-0 .500	5-6-0 .455
Lamar	1-3-0 .250	3-7-0 .300
UT Arlington	0-4-0 .000	0-10-0 .000

1971	Conference	Overall
Louisiana Tech	4-1-0 .800	9-2-0 .818
Trinity	4-1-0 .800	8-2-0 .800
Lamar	4-1-0 .800	5-6-0 .455
Louisiana	2-2-1 .500	5-4-1 .550
Arkansas State	1-3-1 .300	4-4-1 .500
Abilene Christian	1-4-0 .250	5-5-0 .500
UT Arlington	1-4-0 .250	2-9-0 .182

1972	Conference	Overall
Louisiana Tech	5-0-0 1.000	12-0-0 1.000
UT Arlington	4-1-0 .800	5-6-0 .455
Lamar	3-2-0 .600	8-3-0 .728
McNeese State	3-2-0 .600	8-3-0 .728
Louisiana	1-4-0 .200	5-6-0 .455
Arkansas State	1-4-0 .200	3-8-0 .273
Abilene Christian	1-4-0 .200	3-8-0 .273

1973	Conference	Overall
Louisiana Tech	5-0-0 1.000	12-1-0 .923
Arkansas State	3-2-0 .600	7-3-0 .700
Lamar	3-2-0 .600	5-5-0 .500
McNeese State	2-3-0 .400	7-3-0 .700
UT Arlington	2-3-0 .400	4-6-0 .400
Louisiana	0-5-0 .000	0-10-0 .000

1974	Conference	Overall
Louisiana Tech	5-0-0 1.000	11-1-0 .917
Lamar	4-1-0 .800	8-2-0 .800
Arkansas State	3-2-0 .600	7-3-0 .700
McNeese State	2-3-0 .400	6-4-1 .591
UT Arlington	1-4-0 .200	1-10-0 .091
Louisiana	0-5 .000	2-9-0 .182



ALL-TIME CONFERENCE STANDINGS

1975	Conference	Overall
Arkansas State	5-0-0 1.000	11-0-0 1.000
Louisiana Tech	4-1-0 .800	8-2-0 .800
McNeese State	3-2-0 .600	7-4-0 .636
Louisiana	2-3-0 .400	6-5-0 .545
UT Arlington	1-4-0 .200	4-7-0 .364
Lamar	0-5-0 .000	1-10-1 .091

1976	Conference	Overall
McNeese State	4-1-0 .800	10-2-0 .833
Louisiana	4-1-0 .800	7-4-0 .636
UT Arlington	3-2-0 .600	5-6-0 .455
Louisiana Tech	2-3-0 .400	6-5-0 .545
Arkansas State	2-3-0 .400	5-6-0 .455
Lamar	0-5-0 .000	2-9-0 .182

1977	Conference	Overall
Louisiana Tech	4-0-1 .900	9-1-2 .833
Louisiana	2-1-2 .600	6-4-2 .583
UT Arlington	3-2-0 .600	5-6-0 .455
Arkansas State	2-3-0 .400	7-4-0 .636
McNeese State	1-3-1 .300	5-5-1 .500
Lamar	1-4-0 .200	2-9-0 .182

1978	Conference	Overall
Arkansas State	4-1-0 .800	7-4-0 .636
Louisiana Tech	4-1-0 .800	6-5-0 .545
UT Arlington	3-2-0 .600	5-6-0 .455
McNeese State	2-3-0 .400	7-4-0 .636
Louisiana	2-3-0 .400	3-8-0 .273
Lamar	0-5-0 .000	2-8-1 .227

1979	Conference	Overall
McNeese State	5-0-0 1.000	11-1-0 .917
UT Arlington	4-1-0 .800	9-2-0 .818
Lamar	3-2-0 .600	6-3-2 .636
Arkansas State	1-4-0 .200	4-7-0 .364
Louisiana	1-4-0 .200	4-7-0 .364
Louisiana Tech	1-4-0 .200	2-9-0 .182

1980	Conference	Overall
McNeese State	5-0-0 1.000	10-2-0 .833
Louisiana	4-1-0 .800	7-4-0 .636
UT Arlington	3-2-0 .600	6-5-0 .545
Louisiana Tech	2-3-0 .400	5-6-0 .455
Lamar	1-4-0 .200	3-8-0 .273
Arkansas State	0-5-0 .000	2-9-0 .182

1981	Conference	Overall
UT Arlington	4-1-0 .800	6-5-0 .545
McNeese State	3-1-1 .700	7-3-1 .682
Arkansas State	3-2-0 .600	6-5-0 .545
Louisiana Tech	2-2-1 .500	4-6-1 .409
Lamar	1-3-1 .300	4-6-1 .409
Louisiana	0-4-1 .100	1-9-1 .136

1982	Conference	Overall
Louisiana Tech	5-0-0 1.000	10-3-0 .769
ULM	4-1-0 .800	8-3-0 .727
Arkansas State	2-3-0 .400	5-6-0 .455
McNeese State	2-3-0 .400	4-6-1 .364
Lamar	1-4-0 .200	4-7-0 .364
UT Arlington	1-4-0 .200	3-8-0 .273
North Texas	Not Eligible	2-9-0 .182

1983	Conference	Overall
North Texas	5-1-0 .833	8-4-0 .667
ULM	5-1-0 .833	8-3-0 .727
McNeese State	3-3-0 .500	6-5-0 .545
Arkansas State	3-3-0 .500	5-5-1 .500
UT Arlington	2-4-0 .333	5-6-0 .455
Louisiana Tech	2-4-0 .333	4-7-0 .364
Lamar	1-5-0 .182	2-9-0 .192

1984	Conference	Overall
Louisiana Tech	5-1-0 .833	10-5-0 .667
Arkansas State	4-1-1 .750	8-4-1 .654
UT Arlington	4-2-0 .667	7-4-0 .636
ULM	3-3-0 .500	7-4-0 .636
McNeese State	2-3-1 .417	7-3-1 .682
Lamar	1-5-0 .167	2-9-0 .192
North Texas	1-5-0 .167	2-9-0 .192

1985	Conference	Overall
Arkansas State	5-1-0 .833	9-4-0 .692
Louisiana Tech	4-2-0 .667	8-3-0 .727
McNeese State	3-1-2 .667	6-3-2 .636
ULM	3-3-0 .500	6-5-0 .545
North Texas	2-3-1 .417	4-6-1 .409
UT Arlington	2-3-1 .417	4-6-1 .409
Lamar	0-6-0 .000	3-8-0 .273



ALL-TIME CONFERENCE STANDINGS

HISTORY

1986	Conference	Overall
Arkansas State	5-0-0 .1000	12-2-1 .833
North Texas	3-2-0 .600	6-4-0 .600
Louisiana Tech	3-2-0 .600	6-4-1 .591
ULM	3-2-0 .600	5-6-0 .456
McNeese State	1-4-0 .200	2-9-0 .182
Lamar	0-5-0 .000	2-9-0 .182

1993	Conference	Overall
Louisiana	5-1-0 .833	8-3-0 .727
Utah State#	5-1-0 .833	7-5-0 .545
Nevada	4-2-0 .667	7-4-0 .636
New Mexico State	4-2-0 .667	5-6-0 .455
Northern Illinois	3-3-0 .500	4-7-0 .364
UNLV	2-4-0 .333	3-8-0 .273
Pacific	2-4-0 .333	3-8-0 .273
Louisiana Tech	2-4-0 .333	2-9-0 .182
San Jose State	2-4-0 .333	2-9-0 .182
Arkansas State	1-5-0 .167	2-8-1 .227

Las Vegas Bowl

1994	Conference	Overall
UNLV#	5-1-0 .833	7-5-0 .545
Nevada	5-1-0 .833	9-2-0 .818
Louisiana	5-1-0 .833	6-5-0 .545
Northern Illinois	3-3-0 .500	4-7-0 .364
San Jose State	3-3-0 .500	3-8-0 .273
Utah State	2-4-0 .333	3-8-0 .273
New Mexico State	2-4-0 .333	3-8-0 .273
Louisiana Tech	1-5-0 .167	3-8-0 .273
Arkansas State	0-6-0 .000	1-10-0 .090

Las Vegas Bowl

1995	Conference	Overall
Nevada#	6-0-0 1.000	9-3-0 .750
Louisiana	4-2-0 .667	6-5-0 .545
Utah State	4-2-0 .667	4-7-0 .364
Arkansas State	3-3-0 .500	6-5-0 .545
New Mexico State	3-3-0 .500	4-7-0 .364
Northern Illinois	3-3-0 .500	3-8-0 .273
Louisiana Tech	2-4-0 .333	5-6-0 .456
Pacific	2-4-0 .333	3-8-0 .273
San Jose State	2-4-0 .333	3-8-0 .273
UNLV	1-5-0 .167	2-9-0 .182

Las Vegas Bowl

1999	Conference	Overall
Boise State#	5-1-0 .833	10-3-0 .769
Idaho	4-2-0 .667	7-4-0 .636
New Mexico State	3-3-0 .500	6-5-0 .545
Arkansas State	3-3-0 .500	4-7-0 .364
Utah State	3-3-0 .500	4-7-0 .364
North Texas	1-5-0 .167	2-9-0 .182

Humanitarian Bowl

2000	Conference	Overall
Boise State#	5-0 1.000	10-2 .833
Utah State	4-1 .800	5-6 .455
Idaho	3-2 .600	5-6 .455
New Mexico State	1-4 .200	3-8 .273
North Texas	1-4 .200	3-8 .273
Arkansas State	1-4 .200	1-10 .091

Crucial.com Humanitarian Bowl

2001	Conference	Overall
North Texas#	5-1 .833	5-7 .417
Middle Tennessee	5-1 .833	8-3 .727
New Mexico State	4-2 .667	5-7 .417
Louisiana	2-4 .333	3-8 .273
Arkansas State	2-4 .333	2-9 .182
ULM	2-4 .333	2-9 .182
Idaho	1-5 .167	1-10 .091

New Orleans Bowl

2002	Conference	Overall
North Texas#	6-0 1.000	8-5 .615
New Mexico State	5-1 .833	7-5 .583
Arkansas State	3-3 .500	6-7 .462
Middle Tennessee	2-4 .333	4-8 .333
ULM	2-4 .333	3-9 .250
Louisiana	2-4 .333	3-9 .250
Idaho	1-5 .167	2-10 .167

New Orleans Bowl

2003	Conference	Overall
North Texas#	7-0 1.000	9-4 .692
Louisiana	4-3 .571	4-8 .333
Middle Tennessee	4-3 .571	4-8 .333
Arkansas State	3-4 .429	5-7 .417
Utah State	3-4 .429	3-9 .250
ULM	3-4 .429	3-9 .250
New Mexico State	2-5 .286	3-9 .250
Idaho	1-6 .143	1-11 .083

New Orleans Bowl



ALL-TIME CONFERENCE STANDINGS

2004	Conference	Overall
North Texas#	7-0 .1000	7-5 .583
Troy\$	5-2 .714	7-5 .583
New Mexico State	4-3 .571	5-6 .455
ULM	4-3 .571	5-6 .455
Middle Tennessee	4-4 .500	5-6 .455
Arkansas State	3-4 .429	3-8 .273
Louisiana	2-5 .286	4-7 .364
Utah State	2-5 .286	3-8 .273
Idaho	2-5 .286	3-9 .250

New Orleans Bowl

\$ Silicon Valley Football Classic

2005	Conference	Overall
Arkansas State#	2-2* .500	2-6* .250
Louisiana	5-2 .714	6-5 .545
ULM	5-2 .714	5-6 .455
FIU	3-4 .429	5-6 .455
Middle Tennessee	3-4 .429	4-7 .364
Troy	3-4 .429	4-7 .364
Florida Atlantic	2-5 .286	2-9 .182
North Texas	2-5 .286	2-9 .182

New Orleans Bowl

* 4 overall victories, 3 conference victories and the Sun Belt Conference championship later vacated due to NCAA sanctions. Actual on-field record was 6-6 overall and 5-2 in conference.

2006	Conference	Overall
Troy#	6-1 .857	8-5 .615
Middle Tennessee\$	6-1 .857	7-6 .538
Arkansas State	0-3* .000	0-6* .000
Florida Atlantic	4-3 .571	5-7 .417
Louisiana	3-4 .429	6-6 .500
ULM	3-4 .429	4-8 .333
North Texas	2-5 .286	3-9 .250
FIU	0-7 .000	0-12 .000

New Orleans Bowl

\$ Motor City Bowl

* 6 overall victories and 4 conference victories later vacated due to NCAA sanctions. Actual on-field record was 6-6 overall and 4-3 in conference.

2007	Conference	Overall
Florida Atlantic#	6-1 .857	8-5 .615
Troy	6-1 .857	8-4 .667
ULM	4-3 .571	6-6 .500
Middle Tennessee	4-3 .571	5-7 .417
Arkansas State	3-4 .429	5-7 .417
Louisiana	3-4 .429	3-9 .250
North Texas	1-6 .143	2-10 .167
FIU	1-6 .143	1-11 .083

New Orleans Bowl

2008	Conference	Overall
Troy#	6-1 .857	8-5 .615
Louisiana	5-2 .714	6-6 .500
Arkansas State	4-3 .571	6-6 .500
Florida Atlantic\$	4-3 .571	7-6 .538
FIU	3-4 .429	5-7 .417
Middle Tennessee	3-4 .429	5-7 .417
ULM	3-4 .429	5-7 .417
North Texas	0-7 .000	1-11 .083

New Orleans Bowl

\$ Motor City Bowl

2009	Conference	Overall
Troy#	8-0 1.000	9-4 .692
Middle Tennessee\$	7-1 .875	10-3 .769
ULM	5-3 .625	6-6 .500
Florida Atlantic	5-3 .625	5-7 .417
Louisiana	4-4 .500	6-6 .500
Arkansas State	3-5 .375	4-8 .333
FIU	3-5 .375	2-9 .250
North Texas	1-7 .125	2-10 .167
Western Kentucky	0-8 .000	0-12 .000

New Orleans Bowl

\$ GMAC Bowl

2010	Conference	Overall
Troy#	6-2 .850	8-5 .615
FIU\$	6-2 .750	7-6 .538
Middle Tennessee^	5-3 .625	6-7 .462
ULM	4-4 .500	5-7 .417
Arkansas State	4-4 .500	4-8 .333
Florida Atlantic	3-5 .375	4-8 .333
North Texas	3-5 .375	3-9 .250
Louisiana	3-5 .375	3-9 .250
Western Kentucky	2-6 .250	2-10 .167

New Orleans Bowl

\$ GoDaddy.com Bowl

^ Little Caesars Pizza Bowl

HISTORY



ALL-TIME CONFERENCE STANDINGS

HISTORY

2011	Conference	Overall
Arkansas State\$	8-0 . 1.000	10-3 . .769
Western Kentucky	7-1 .875	7-5 .583
Louisiana#	6-2 .750	9-4 .692
FIU^	5-3 .625	8-5 .615
North Texas	4-4 .500	5-7 .417
ULM	3-5 .375	4-8 .333
Troy	2-6 .250	3-9 .250
Middle Tennessee	1-7 .125	2-10 .167
Florida Atlantic	0-8 .000	1-11 .083

New Orleans Bowl
\$ *GoDaddy.com Bowl*
^ *Beef O'Brady's Bowl*

2012	Conference	Overall
Arkansas State\$	7-1 . .875	10-3 . .769
Louisiana#	6-2 .750	9-4 .692
ULM%	6-2 .750	8-5 .667
Middle Tennessee	6-2 .750	8-4 .667
Western Kentucky^	4-4 .500	7-6 .538
Troy	3-5 .375	5-7 .416
North Texas	3-5 .375	4-8 .333
Florida Atlantic	2-6 .250	3-9 .250
FIU	2-6 .250	3-9 .250
South Alabama	1-7 .125	2-11 .154

New Orleans Bowl
\$ *GoDaddy.com Bowl*
^ *Little Caesar's Pizza Bowl*
% *Advocare V100 Independence Bowl*

2013	Conference	Overall
Arkansas State\$	5-2 . .714	8-5 . .615
Louisiana#	5-2 .714	9-4 .692
Western Kentucky	4-3 .571	8-4 .667
ULM	4-3 .571	6-6 .500
South Alabama	4-3 .571	6-6 .500
Troy	4-3 .571	6-6 .500
Texas State	2-5 .286	6-6 .500
Georgia State	0-7 .000	0-12 .000

New Orleans Bowl
\$ *GoDaddy Bowl*

2014	Conference	Overall
Georgia Southern	8-0 1.000	9-3 .750
Louisiana#	7-1 .875	9-4 .692
Appalachian State	6-2 .750	7-5 .583
Arkansas State\$	5-3 . .625	7-6 . .538
Texas State	5-3 .625	7-5 .583
South Alabama&	5-3 .625	6-7 .462
ULM	3-5 .375	4-8 .333
Troy	3-5 .375	3-9 .250
New Mexico State	1-7 .125	2-10 .167
Idaho	1-7 .125	1-10 .091
Georgia State	0-8 .000	1-11 .083

New Orleans Bowl
\$ *GoDaddy.com Bowl*
& *Raycom Media Camellia Bowl*

2015	Conference	Overall
Arkansas State#	8-0 1.000	9-4 .692
Appalachian State&	7-1 .875	11-2 .846
Georgia Southern\$	6-2 .750	9-4 .692
Georgia State@	5-3 .625	6-7 .462
South Alabama	3-5 .375	5-7 .417
Idaho	3-5 .375	4-8 .333
Troy	3-5 .375	4-8 .333
Louisiana	3-5 .375	4-8 .333
New Mexico State	3-5 .375	3-9 .250
Texas State	2-6 .250	3-9 .250
ULM	1-7 .125	2-11 .154

New Orleans Bowl
\$ *GoDaddy Bowl*
& *Raycom Media Camellia Bowl*
@ *Cure Bowl*

2016	Conference	Overall
Arkansas State@	7-1 . .875	8-6 . .615
Appalachian State&	7-1 .875	10-3 .769
Troy\$	6-2 .750	10-3 .769
Idaho!	6-2 .750	9-4 .692
Louisiana#	5-3 .625	6-7 .462
Georgia Southern	4-4 .500	5-7 .417
ULM	3-5 .375	4-8 .333
South Alabama^	2-6 .250	6-7 .462
Georgia State	2-6 .250	3-9 .250
New Mexico State	2-6 .250	3-9 .250
Texas State	0-8 .000	2-10 .167

New Orleans Bowl
\$ *Dollar General Bowl*
& *Raycom Media Camellia Bowl*
@ *Cure Bowl*
^ *NOVA Home Loans Arizona Bowl*
! *Famous Idaho Potato Bowl*



ALL-TIME CONFERENCE STANDINGS

2017	Conference	Overall
Troy#	7-1 .875	11-2 .846
Appalachian State\$	7-1 .875	9-4 .692
Arkansas State&	6-2 .750	7-5 .583
Georgia State@	5-3 .625	7-5 .583
New Mexico State^	4-4 .500	7-6 .538
Louisiana	4-4 .500	5-7 .417
ULM	4-4 .500	4-8 .333
Idaho	3-5 .375	4-8 .333
South Alabama	3-5 .375	4-8 .333
Coastal Carolina	2-6 .250	3-9 .250
Georgia Southern	2-6 .250	2-10 .167
Texas State	1-7 .125	2-10 .167

New Orleans Bowl

\$ *Dollar General Bowl*

& *Raycom Media Camellia Bowl*

@ *Cure Bowl*

^ *NOVA Home Loans Arizona Bowl*

2018

East Division	Conference	Overall
Appalachian State#	7-1 .875	11-2 .846
Troy\$	7-1 .875	10-3 .769
Georgia Southern&	6-2 .750	10-3 .769
Coastal Carolina	2-6 .250	5-7 .417
Georgia State	1-7 .125	2-10 .167

West Division	Conference	Overall
Louisiana@	5-3 .625	7-7 .500
Arkansas State^	5-3 .625	8-5 .615
ULM	4-4 .500	6-6 .500
South Alabama	2-6 .250	3-9 .250
Texas State	1-7 .125	3-9 .250

New Orleans Bowl

\$ *Dollar General Bowl*

& *Raycom Media Camellia Bowl*

@ *Cure Bowl*

^ *NOVA Home Loans Arizona Bowl*

2019

East Division	Conference	Overall
Appalachian State#	7-1 .875	13-1 .929
Georgia Southern@	5-3 .625	7-6 .538
Georgia State^	4-4 .500	7-6 .538
Troy	3-5 .375	5-7 .417
Coastal Carolina	2-6 .250	5-7 .417

West Division	Conference	Overall
Louisiana\$	7-1 .875	11-3 .786
Arkansas State&	5-3 .625	8-5 .615
ULM	4-4 .500	5-7 .417
Texas State	2-6 .250	3-9 .250
South Alabama	1-7 .125	2-10 .167

New Orleans Bowl

\$ *LendingTree Bowl*

& *Camellia Bowl*

@ *Cure Bowl*

^ *NOVA Home Loans Arizona Bowl*

2020

East Division	Conference	Overall
Coastal Carolina@	8-0 1.000	11-1 .917
Appalachian State^	6-2 .750	9-3 .750
Georgia Southern#	4-4 .500	8-5 .615
Georgia State\$	4-4 .500	6-4 .600
Troy	3-4 .429	5-6 .455

West Division	Conference	Overall
Louisiana&	7-1 .875	10-1 .909
South Alabama	3-5 .375	4-7 .364
Arkansas State	2-6 .250	4-7 .364
Texas State	2-6 .250	2-10 .167
ULM	0-7 .000	0-10 .000

New Orleans Bowl

\$ *LendingTree Bowl*

& *ServePro First Responders Bowl*

@ *Cure Bowl*

^ *Myrtle Beach Bowl*

HISTORY



ALL-TIME CONFERENCE STANDINGS

HISTORY

2021

East Division	Conference	Overall
Appalachian State\$	7-1 .875	10-4 .714
Coastal Carolina@	6-2 .750	11-2 .846
Georgia State&	6-2 .750	8-6 .571
Troy	3-5 .375	5-7 .417
Georgia Southern	2-6 .250	3-8 .273

West Division	Conference	Overall
Louisiana#	8-0 1.000	13-1 .929
Texas State	3-5 .375	4-8 .333
South Alabama	2-6 .250	5-7 .417
ULM	2-6 .250	4-8 .333
Arkansas State	1-7 .125	2-10 .167

\$ *RoofClaim.com Boca Raton Bowl*

@ *Cure Bowl*

& *TaxAct Camellia Bowl*

New Orleans Bowl



ALL-TIME LETTERMEN

A

ABELS, Carlton	1948
ABBY, Zelos	2003, 2004
ABSTON, Carver	1976-78
ACCORD, Larry	1948
ACKLIN, L.J.	1938
ADAMS, Bill	1935-36
ADAMS, Buddy	1975-77
ADAMS, Jonathan	1998-2001
ADAMS JR., Jonathan	2017-20
ADAMS, LeUndo	2003
ADAMS, Marcus	2009
ADAMS, Michael	2008-09
ADAMS, Mike	1985-86
ADAMS, Tony	2017, 2019
ADAMS, Tye	1941
ADKINS, James	1945-46
AHOIA, Tukua	2018-20
AJIGBEDA, Segun	1997-2000
ALBRIGHT, LaAngelo	2010-13
ALEXANDER, Charles	2014
ALEXANDER, Elery	2019-21
ALEXANDER, Lavell	1996-97
ALEXANDER, Mike	2001-02
ALEXANDER, Rodney	1991-92
ALLAN, Walter	1936
ALLCORN, Jason	1996-98
ALLEN, Brian	1990-91
ALLEN, Chuck	2001-02
ALLEN, Eric	2009-12
ALLEN, Rodney	1995, 1997
ALLEN, Ronnie A.	1950-52
ALLEN, Ronnie G.	1962
ALLEN, Will	1984
ALLEY, Jacob	1978
ALLISON, John	2001-02
ALLISON, Johnny	1968
ALLISON, Tim	1978-81
ALLSOPP, W.C.	1913-15
ALTON, Lloyd	1951
ALVARES, Daniel	1996-97
ALVIN, Duane	1998-99
AMOS, Giles	2020
ANCELL, Vincent	1971-73
ANDERSON, Brian	2012
ANDERSON, Geoffrey	2013
ANDERSON, Myron	2002-05
ANDREWS, Bob	1950
ANTHONY, J.C.	1955-56
APLIN, Ryan	2009-12

APPLEBY, Bob	1946, 1948
ARANT, Jerry	1957-60
ARAUCO, Josh	2006-09
ARMBRUST, Ken	1978-81
ARMENIO, Joe	1952-55
ARMENT, Bill	1949-52
ARMSTRONG, Tyrone	1999-2000
ARNOLD, Darrell	1955-56
ARNOLD, Gilbert	1958-61
ARNOLD, Reggie	2006-09
ARRITT, Frank	2001-03
ATCHLEY, Tim	1980
ATNIP, Jacob	2017-19
AUFDERHEIDE, Mark	1973
AUSTIN, Derrick	1993-95
AUSTIN, Kirby	1980-81
AUSTIN, Pel	1947, 1949
AUSTIN, Sam	1958-59
AUSTIN, Shederick	2009
AYERS, TW	2019-21
AZUBUIKE, Isaiah	2019-20

B

BABER, L.C.	1922
BACCHUS, Joseph	2015-16
BAILEY, Billy Joe	1963-65
BAILEY, Gerald	1986-87
BAILEY, Michael	1998-99
BAILEY, Robert	1998
BAINE, Cecil	1923-24
BAKER, Darrell	1993, 1995-96
BAKER, Eugene	1941
BAKER, Scott	1991-92
BALLEW, Richard	1940, 1945
BALTENSPERGER, Matt	2010
BANKS, King	2011
BARANKA, Frank	1951
BARBOUR, Earl	1949-50
BARFIELD, Cleveland	1969-72
BARFIELD, Curtis	2000-03
BARLOW, Bob	1969-70
BARNES, Fredrick	1983-86
BARNES, Hugh	1954
BARNETT, Don	1978
BARNETT, Fred	1986-89
BARNETT, Vincent	1985-86
BARNHILL, Brock	2012-14
BARNHILL, Randy	1984-86
BARROW, Fred	1988-89
BASER, Rubal	1945

HISTORY



ALL-TIME LETTERMEN

HISTORY

BASSET, Flunney	1935	BOATRIGHT, Bo	1998
BATES, Graham	2008-11	BODENSTEIN, Travis	2013-14
BAYLESS, Omar	2016-19	BOENINGHAUSEN, Art	1972
BEALL, Billy	1941	BOGAN, Raymon	1929, 1933
BEAN, Derrick	2018-21	BOLDEN, Dennis	1975-76
BEASLEY, Erven	1980-83	BOLDT, Ed	1949-52
BEARDEN, John	1948-49	BOLTON, Brad	1989
BEASON, Michael	1990-93	BOLTON, Everett	1939-40, 1946-47
BEAVERS, Linton	1992-93, 1995	BONDS, Andre	1992-93
BECK, Brice	2008	BONDS, Curtis	2004-07
BECKINGER, William	1951-52	BONE, Rick	1969-71
BEHNEN, Henry	1969-70	BONNER, Caleb	2017-21
BELGASD, Harry	1933	BONNER, Dee	1948-50
BELL, Jhamahl	2015	BONNER, Lanard	2017-18
BELL, Sammy	1992-93	BONNER, Larry	1973
BELLVILLE, Kelly	1923-24	BONNER, Logan	2017-20
BENNETT, Jason	1993-95	BOOKER, Christian	2016-17
BENNETT, Ken	1967-69	BOONE, Andy	1987
BENNETT, Kivon	2021	BOONDS, Neil	2001
BENNETT, Marty	1982-83	BOONE, Frederick	1989, 1991
BENNETT, Paul	1985	BOUTWELL, Lloyd	1965
BENSON, George	1915-17	BOWENS, Corey	1996-97
BENSON, Luke	1923-25	BOWENS, Hanis	1999-2000
BENSON, Russell	1917, 1920-21	BOWERS, Billy	1981-84
BENTLEY, Alfred	1959-60	BOWERS, Den	1956-57
BERG, Brandon	2015-16	BOWERS, Joe	1951
BERGEY, Bill	1965-68	BOWLING, Brandon	2019-20
BERNARD, Bill	1911	BOYD, Fred	2013
BERRY, Bill	1961-64	BOYD, Jason	2002-03
BERRY, Bryant	2000-03	BOYD, Jordan	1981-82
BERTA, Michael	1962-65	BOYD, William	2012-14
BESHEARS, Donnie	1968-71	BRACEY, Shermar	2003-05
BEVILL, Mike	1976	BRADLEY, Gene	1976-79
BILLINGS, James	1956-58	BRADLEY, Jon	2000-03
BINGHAM, Ronheen	2017-18	BRADLEY-KING, William	2017-19
BIRDWELL, Patrick	1997-98	BRAMLETT, Charles	1954-56
BIRDWELL, Justin	1996	BRANCH, Jim Bob	1988
BIRSE, Cameron	2014-15	BRAZILE, Kevin	1995-98
BISHOP, O. Lee	1941	BRECKENRIDGE, John	1935-37
BLACKFORD, Joel	1920-21	BREWER, Dennis	1975
BLACKMAN, James	2021	BRITTINGHAM, Steve	1998
BLACKMON, Dexter	2012-14	BROADY, Bryant	1992
BLACKWELL, Denzel	2021	BROCKMAN, Brandon	2015-16
BLAGG, Tom	1952-53, 1955	BROOKS, Mike	2001-04
BLAKE, Jeff	2007-10	BROWN, Andre	1997
BLAKE, Lyvell	1988-89	BROWN, Cody	2004-05
BLALACK, Kearney	1970-72	BROWN, Cody	2015-16
BLANCHETT, Denishio	1996-99	BROWN, Darveon	2016-19
BLOCK, Doug	1983-86	BROWN, Dave	1975
BLOHOWIAK, Jeremy	1993-94	BROWN, Dwane	1984-87
BLUE, Bob	1947	BROWN, Elroy	1980-83



BROWN, Elroy	2008-11
BROWN, Evers	1989-90
BROWN, J.B.	2020
BROWN, James	1988-89
BROWN, Jeffmario	2018-21
BROWN, Lewis	1982, 1984-85
BROWN, Marcus	2006, 2008-09
BROWN, Marvis	2017-18
BROWN, Preston	2007
BROWN, Ray	1983-85
BROWN, Scott	1991, 1993
BRUMFIELD, Nick	1999-2000
BRYANT, Steve	1970-72
BUCHANAN, Toler	1934
BUCKLEY, Cedric	1991-92
BUCKLEY, Dan	1966-69
BUCKLEY, Darius	2012-14
BUDAK, Mike	1982-85
BUFORD, George	1915-17
BULLARD, Jack	2020-21
BULLARD, Kendricke	1990-92
BUMGARDNER, George	1915
BURDICK, Sean	1996, 1998
BURGESS, Douglas	1959
BURK, Emmett	1938
BURK, T.J.	2008-09
BURKE, Jonathan	2002-03
BURKS, Steve	1971-74
BURNETT, Johnie	1927-29
BURNS, Denny	1966-67
BURNS, Jack	1959-62
BURNS, Joe	1911
BURNS, Khayyam	2004-07
BURTON, Gary	1981-84
BURTON, Manuel	2002-05
BUSBY, Ivan	1936-38
BUTLER, Hal	1977-78
BUTTERFIELD, Phillip	2010-13
BUTTRY, Altus	1931-33
BYNER, Brandon	2014-16, 2018
BYRD, Najel	2009-11
BYRD, Oscar	1924-27

C

CAFFEY, Ken	1990-91
CALDWELL, Bill	1957-59
CALDWELL, Jeff	1993-96
CALDWELL, Maxie	1968
CALDWELL, Steve	1976-77
CALDWELL, Tancil	1938-39

CALLAHAN, Carter	2010
CALLAHAN, Harold	1939-40
CAMERON, Allen	1951-52
CAMPBELL, Jacob	2010-13
CAMP, Anthony	2002-03
CANALE, Thomas	1994
CANTER, John	1929, 1934
CANTRELL, Hugh	1929-30
CANTRELL, Travis	1972-75
CAPLINGER, Bryan	1963-66
CARBONELL, Javier	2016-19
CARD, Jason	2012-13
CARMACK, Glynn	1956-57
CARPENTER, Dale	1991, 1993
CARPENTER, Terry	1973
CARR, Johnnie	1969-71
CARRETERS, Ryan	2010-13
CARRINGTON, Alex	2006-09
CARSON, Steve	1984
CARTER, Bill	1932-33
CARTER, Curtis	2016-17
CARTER, Doug	2004
CARTHON, Maurice	1979-82
CASEY, Pat	1968
CASTILAW, Tom	2008-11
CASTON, Caleb	2014-17
CASTOR, Jerry	1976-79
CATES, Mark	1970-73
CATLIN, Vernon	2007-08
CATRETT, Orin	2005
CAYETANO, AJ	2017
CHAMBER, Paul	1934-36
CHAMBERS, Tajhea	2016, 2018-19
CHAMBERS, Tyler	2006
CHANDLER, Hank	1976-78
CHANDLER, Jarrod	2015-18
CHANDLER, Joe	1980-81
CHAPMAN, I.J.	1983-84
CHATMAN, DJ	2019
CHAVIS, Terrence	2002-04
CHISM, Chester	1980-81
CHISM, John	1987-90
CHRISTAL, Mike	1966
CHUMLER	1923
CHUNN, George	1962
CIARAMITARRO, Brandon	2007-08
CISSELL, Howard	1954-57
CLACK, Coltin	2020
CLARK, Bill	1948
CLARK, Jemar	2013-16
CLARK, Mike	2003



ALL-TIME LETTERMEN

HISTORY

CLARK, Spurgeon	1911
CLARK, Tommy	1963-65
CLAY, Curtis	1978-81
CLAYTON, David	2020-21
CLEARY, Cornelius	1996-97
CLEMENTS, Taylor	2008-09
CLEMONS, Bobby	1984
CLEMONS, Mark	2007-08
CLEVE, Gary	1967-70
CLIFTON, David	1963-65
CLIFTON, Justin	2015-18
CLINARD, Chris	2013
CLINE, Michael	1983-85
COATS, Carson	2017-18
COCHRAN, Ralph	1922
COCKRELL, Sean	1996-98
COFFEE, John	1958-60
COLE, B.F.	1923
COLEMAN, Andre	1989-90, 1992
COLEMAN, Charles	1946
COLEMAN, KaRon	2020
COLEMAN, Kyle	2011-13
COLEMAN, Mel	1973
COLLIER, Bill	1960
COLLIER, Chris	1988-90
COLLIER, Roy	1991-92
COLLINS, John	1930
COLLINS, Kelsey	2011-13
COLLINS, Richard	1924
COMBS, Jack	2021
CONNOR, Emerson	1913
COOK, Butch	1976-77
COOK, Danny	1976-79
COOLEY, Reginald	1998-99
COOLEY, Will Roy	1960
COOPER, Anwar	1997-2000
COOPER, David	1982-83
COOPER, Floyd	1920-21
COOPER, Jordan	2009
COOPER, Raymond	1989
COOPER, Tim	1978
COPE, Wayne	1992-93
COPELAND, Austin	2014-15
CORCORAN, Ed	1949-51
COTHERN, Bill	1928-29
COTTENGIM, Seth	2017-20
COTTON, Kishan	1997-00
COUCH, Alastair	1994, 1997
COVINGTON, Andre	2001
COVINGTON, Johnny	1992-95
COVINGTON, Vernon	1931-32

COX, Billy Joe	1960-61
COX, Brandon	2014
COX, Keith	1977-78
COX, Kelvin	2003-06
COX, Mike	2002-03
CRADER, Chad	1998
CRAIG, Harry	1923
CRANE, Gary	1967-68
CRAWFORD, Carter Ray	1984-85
CRIDER, Heath	1989
CRISP, Hugh	1974-77
CRITTENDEN, Bruce	1971
CROCKER, Brandon	2001-02
CROCKER, Wayne	1968-69
CROCKETT, Matt	2001
CROCKETT, Stacy	1991-94
CROOK, Charles	1982
CRONE, Ernie	1949-50
CROSS, Doyle	1972-75
CROSSLEY, John	1999-2000, 2002
CROSSLEY, Terry	1986
CRUMP, Clarence	1920
CULP, Tommy	1934-35
CULPEPPER, Ray	1976-79
CUNNINGHAM, George	1934-35
CUNNINGHAM, Leon	1994-95
CURRY, Josh	2017

D

DALEY, Foot	1987-88
DALAS, Billy	1946
DANIELS, Bill	1951-53
DANIELS, Kendrick	2013
DANIELS, Kenneth	1934
DANNER, Lem	1922-23, 1925
DARBY, Jake	1961-63
DARBY, Perry	1987-88
DAVENPORT, Mark	1995
DAVIDSON, Bill	1954-56
DAVIDSON, Billy	1977-78
DAVIS, Brad	1991-94
DAVIS, Brad	1996
DAVIS, Brian	2010-13
DAVIS, Buddy	1941
DAVIS, Cameron	2016-18
DAVIS, Demario	2008-11
DAVIS, Desmond	1997
DAVIS, Joey	1975-76
DAVIS, Kailon	2019-20
DAVIS, Lewis	1988-89



DAVIS, Maci	1999-2000
DAVIS, Michael	1983-86
DAVIS, Roy	1955-56
DAVIS, Tommy	1958-59
DAVIS, Zach	2012
DAY, Chet	1977-78
DAYTON, Putzer	1987, 1989
DEAN, Carederious	2014
DEAN, Derek	1988-90
DEJOHNETTE, Levi	2004-07
DELAP, Charlie	1982
DeMAINE, Don	1967-68
DEMMONS, Avery	2020
DENBOY, Darrin	1994
DENISON, Blake	1990-93
DENT, Brad	1982-85
DESHAZOR, Leroy	2020
DETRICK, Hal	1939-40
DEW, Ben	1996
DICKEY, John	1946-47
DICKSON, DeSoto	1992, 1994
DILLON, Edgar	1925-27
DINGES, Jim	1951
DITSLER, Don	1940
DIXON, Dick	1972-75
DIXON, Russell	1927
DOANE, Keith	1947-49
DOBBS, Doug	1976-79
DOCKERY, Cord	1990-91, 1993
DOLLARHIDE, Jack	1990-92
DONHAM, Charlie	1973-76
DONKOR, Aaron	2019
DORTON, Wayne	1968-71
DOSS, Taylon	2020-21
DOUGLAS, Marlon	2007
DOUTHIT, Chet	1969-70
DOWNING, Mike	1975-76
DOWNS, Robert	1931-32
DOWNS, Rodney	1967-69
DRAPER, Amos	2010-13
DREHER, Ferdinand	1928-29
DRISCOLL, Josh	2001-02
DROKE, J.C.	1952
DUCKING, Travis	1997-2000
DUMAS, Clyde	1982-83
DUNAWAY, Darius	2010-13
DUNBAR, Terrence	2003
DUNCAN, Jason	2005
DUNCAN, Jesse	1998, 2000-02
DUNN, Donald	1954, 1956
DUNN, Kevin	1979-82

DUNNICK, Byron	1981-84
DUNSTON, Don	1960-62
DUREN, Joe	1971-74
DUTTON, Justin	2018-21
DYSON, Dikki	1977-78
DYSON, Raymond	1988

E

EADS, Britt	1990-91
EALY, Reagan	2021
EARWOOD, Bobby	1975-78
EASLEY, Chris	2003, 2005, 2007
EASLEY, Earl	1984, 1986-88
EAST, Stephen	1983-85
ECHOLS, Les	2000-03
ECHOLS-LUPER, Cam	2016
EDMONDS, B.J.	2016-19
EDWARDS, Chester	1924
EDWARDS, Darron	2010-11
EDWARDS, Don	1988-89
EDWARDS, Josh	2020-21
EDWARDS, Kendrick	2017-18
EICHENBERGER, Zach	2005-08
EICKMEYER, Ray	1950-53
ELDER, Raymond	2014
ELGIN, Andrew	1984-86
ELK, Jim	1959
ELLINGTON, Grayson	1929
ELLIOTT, Gary	1966, 1968
ELLIOTT, Troy	2016-17
ELLIS, Elias	2005-06
ELLIS-BREWER, Trent	2016-19
ELMORE, Larry	1972-74
EMFINGER, Nick	2006
EMMONS, Carlos	1992-95
EMORY, Dajon	2017-18
EOFF, Homer	1955
ERVIN, Bill	1957
ESCOBAR, Frank	1996
ESKERIDGE, Bill	1945
ETU, Sifa	2009-10
EUSTACE, Ryan	2014-16
EVANS, Brian	2009
EVANS, Chad	1997-98
EVANS, John	1911
EVERETT, Gary	1961, 1963-64
EVERETT, Jack	1960-61
EVERETT, Mike	1966-69
EVERETT, Reggie	2001-03



ALL-TIME LETTERMEN

HISTORY

F

FAMIGLIETTI, Dick	1962, 1964
FARELLA, Frank	1954-57
FARLEY, Frank	1911
FEARS, Joe	1988-89
FEEMSTER, Darryl	2010-11
FEGANS, Antwon	2020-21
FENDER, Vana	1924
FERRALASCO, Robert	1946
FERGUSON, James	1928-29
FERGUSON, Luke	2012-15
FICKLIN, Booker	2020-21
FIELDS, Jeff	1989-90
FILES, Cliff	1985
FINLEY, Bill	1945
FISHBACK, Rick	1981-82
FISHER, Roger	1937
FISHER, Walter	1969-70
FITCH, Curtis	1992
FLAGG, Brian	2004-05, 2007-08
FLANAGAN, Tom	1968-70
FLEMING, R.J.	2010-13
FLETCHER, Antonio	2018-21
FLETCHER, John	1917
FLEWELLEN, Christian	2013
FLYNN, James	1971-74
FOGLE, Roy	1949-50
FOLSON-HILL, Schan	1989
FONCHAM, Damon	2016-19
FONTENOT, Jamal	2016-17
FORD, Dalton	2016-17
FORD, Grady	1925
FOREMAN, Jeff	2019-21
FORREST, Dennis	1986-89
FOSTER, Scott	1970-72
FOULKS, Tommy	1974-77
FOWLER, Farron	2003-04
FRAMPTON, Dwayne	2010-11
FRANCIS, Cazzy	1984-86
FRAZIER, Roland	1913
FREDRICK, Charlie	1984-87
FREEMAN, Tarsh	1992-95
FREEMAN, Zoe	1993-95
FRENCH, Carroll	1922, 1925-27
FRETS, Lynn	1936
FRISELLA, Scott	1992
FROHBIETER, Todd	1995-97
FULLER, Terrance	1998-2001
FUTRELL, Cory	1997

G

GALINDO, Kevin	2011-12
GALLAGHER, Ben	2015-17
GAMBILL, Billy	1946
GAMBLE, Jamari	2018-19
GAMLIN, Stefan	1994-95
GANDY, John	2012-13
GANKIEWICZ, Steve	1965-67
GARDNER, Detois	1992
GARDNER, Price	1980-83
GARNER, Don	1951, 1956
GARNER, John	1991
GARRETT, Cyril	1939
GARRETT, Jemal	2007-08
GARRIS, Pete	1965-68
GARRISON, Danny	1975-78
GARTMAN, Bruce	1980-82
GASKIN, Charles	2014
GASTON, Adam	2007-10
GASTON, Bobby	1983-84
GATLIN, Jim	1970-71
GATTO, Nick	1999-2000
GAUTHREAU, Bryan	2001-04
GEATHERS, Thurman	2021
GEBERT, Ralph	1949-52
GENTRY, Bob	1970
GERICKE, Dean	2010
GERMANY, Reginald	1951
GERRING, Russ	1947
GIBBS, Charles	1956-57
GIBBS, Hugh	1959
GIBBS, Steven	2001-04
GIBSON, Bill	1945
GIBSON, Jefferie	2017-18
GIBSON, Jeremy	2008-11
GIBSON, Mark	1991-92
GIDDENS, Bryce	2012-13
GILBOW, Paul	1978-81
GILL, Page	2006, 2008
GILLOTT, Trevor	2006-09
GINDER, Bobby	1997-99
GIRLEY, Charleston	2012-15
GLASGOW, Doyne	1941
GLEGHORN, Mike	1983
GLENN, Dwaine	1965-67
GLOVER, Darius	2007-10
GLOVER, George	1936
GOAD, Byron	1923-26
GODDARD, Steve	1968-70
GOLDBERT, Milford	1951-53



GOLDEN, Randy	1972, 1974-75
GOLLEHER, Mitch	1973
GOOCH, Jim	1934-36
GOODMAN, Jack	1960-61
GOODMAN, Joe	1970
GOODSON, R.W.	1958
GORDAN, Michael	2012-15
GORE, Clinton	1961-62
GORE, Stacy	1983-85
GOSS, Elbert	1933
GRACE, Cody	2017-19
GRACE, LeKeith	2002-03
GRAFF, Bill	1972-75
GRAHAM, John	1957-58
GRAHAM, Ryan	2019-20
GRAHAM, William	1991
GRANATA, Tom	1975-77
GRANDBERRY, William	2001
GRANT, Charles	2014-15
GRANT, Corey	1992
GRANT, Larry	1992-93
GRASSMYER, Leon	1954-57
GRAVES, Marvin	1931-33
GRAY, Bob	1955-58
GREEN, Bruce	1938-39
GREEN, Dahu	2018-21
GREEN, Detravion	2018-21
GREEN, Gary	1976
GREEN, Julian	2009, 2011
GREEN, Reggie	2003-06
GREEN, Sam	1948-49
GREENE, Byron	1986
GREENE, DARRELL	1988
GREENLEAF, Dedrick	1994
GREENWALD, Carl	1948-49, 1951
GREVE, Tyler	2011-14
GRIDER, William	1954
GRIFFIN, Derrick	1979-80
GRIFFIN, Jimbo	1989-92
GRIFFIN, Joe	1976-78
GREGORY, Bill	1955
GRIGSBY, Zach	2002-03
GRISHAM, Mark	1983
GRISWOLD, Darion	2012-15
GROSSE, Vernon	1950-51
GRUPE, Blake	2018-21
GUICE, Rex	1951
GUNN, David	1959-61
GWIN, Terry	1965-66

H

HAGAMAN, Marvin	1959-61
HAIGH, John	1925
HAIGLER, Marshall	1992
HALE, Mitchell	1962-63
HALES, Steve	1979-82
HALEY, Eric	1988-89
HALL, Bryan	2007-10
HALL, C.O.	1934-35
HALL, Rodrick	2010-11
HAMILTON, James	1968-71
HAMILTON, Mark	2000
HAMLET, P.L.	1949
HAMMONS, Foy	1913-15, 1919
HAMPTON, Anthony	1992
HAMPTON, Bill	1941
HAMPTON, Ed	2002-05
HAMPTON, Terry	2018-21
HANEY, Andy	1971-74
HANGER, Jim	1963
HANKINS, Gary	1965-67
HANSCHEN, Steve	1976, 1978-79
HANSEN, Justice	2016-18
HANSON, Ryan	2020-21
HARB, Burt	1913-14, 1916
HARDIN, Millard	1935-36
HARDY, Greg	2006-09
HARKLESS, Larry	1975, 1977
HARLAN, Woody	1956
HARMS, Keith	1985-87
HARP, Waldell	1997
HARPER, Dave	1971
HARRELL, Calvin	1968-71
HARRELL, Stacy	1991-94
HARRELL, Tres	1997
HARRIS JR., Andre	2018-19, 2021
HARRIS, Anthony	2005-08
HARRIS, CJ	2020-21
HARRIS, Darren	1988-89
HARRIS, Ed	1971
HARRIS, Henry	1979-82
HARRIS, Jaden	2018, 2020-21
HARRIS, James	1978-79
HARRIS, Justin	2020
HARRIS, Kenneth	2020-21
HARRIS, Kyle	2014-15
HARRIS, Larry	1988-91
HARRIS, LeMarcus	1997-99
HARRIS, Leroy	1975-76
HARRIS, Maurice	1992-96



ALL-TIME LETTERMEN

HISTORY

HARRIS, TJ	2016-18	HICKS, Brian	2003-04
HARRIS, Willie	1973-74	HIETT, Dick	1921-22
HARRISON, Bill	1963-65	HIGGINS, Patrick	2004-06
HARRISON, Montis	2004-07	HIGHT, Howard	1945
HART, Jamaris	2014-15	HILBURN, Dick	1954-56
HARTMAN, Herman	1998	HILL, Don	1931-32
HARVEY, Klint	2017-19	HILL, Greg	1972
HASSLER, Ethan	2021	HILL, Harvey Lee	1953
HATCHER, Layne	2019-21	HILL, Jonah	2014-17
HATFIELD, Jim	1980	HILL, Katon	2017
HAUNGA, Steven	2012-13	HILL, Stewe	1989-90
HAWES, Javan	2020	HILLERS, Ron	1986-87
HAWKINS, Jackie	2009	HILLS, Adrian	2010-11
HAWKINS, Joe	1952	HILTON, Drew	2007-10
HAWKINS, Zion	2020	HINES, David	1972-75
HAWLEY, William G.	1931-32	HINRICHS, Charles	1966-69
HAWTHORNE, Rodney	1994-95	HINRICHS, Mike	1966-67, 1973-74
HAYDEN, Lewis	1946-47	HINSON, Clingman	1928-30
HAYES, Akeem	2021	HINSON, Jim	1947
HAYES, Rocky	2012-15	HINTON, Gary	1979-80
HAYES, Seth	2020	HISSAM, Jonathan	2006-07
HAYNES, Fred	1979-80	HOBBS, Roland	1954
HAZEL, Gene	1948-49	HODGES, Ted	1927-29
HEAD, DuRan	1993	HOEFLINGER, Jon	2005-06
HEADLEY, Keith	1998-2002	HOFFMAN, Eddie	1938
HEARD, Hillery	1924-25	HOGAN, Chris	2000-03
HEARD, Tibbs	1926, 1928-29	HOGAN, Stephen	2012-14
HEATH, Eddie	1934-36	HOGUE, Bobby	1959-60
HEATH, Huel	1963	HOLIFIELD, Darrell	1978-80
HEATH, Quanterio	2013-16	HOLMES, Robert	2021
HEATH, Wayne	2001	HOLT, Boyce	1952
HEERN, Howard	1939	HOLLAND, James	1945, 1947, 1949
HENAULT, Andy	1998-99	HOLLIGAN, Tyson	2009
HENDERSON, Jerime	2004-06	HOLLIMON, Joe	1971-74
HENDERSON, Lucious	2009-10	HOLLINGSWORTH, R.W.	1959
HENDERSON, Russ	1980-81	HOLLINGSWORTH, Terrance	2014-15
HENDERSON, Victor	1997-99	HOLLINS, Devin	2004-05
HENDRICK, Bob	1972, 1974	HOLMES, Gary	1978-79
HENDRIX, Bill	1930-33	HOLMES, Tausean	2009-12
HENDRIX, Hayden	1991	HOOPER, Andy	1963
HENRY, Sevastin	1992	HORST, Jarrett	2019-20
HERRING-WILSON, Tahj	2020	HORTON, Kevin	1996-98
HENSON, Brandon	2005-06	HORTON, Melvin	1987-88
HERMAN, Alex	1978-79	HORTON, Todd	1985-88
HERROLD, NATHAN	2009-12	HOUSTON, Marvin	1987-88
HERVEY, Fred	2020-21	HOUSTON, JD	2015-16
HEWITT, TRAVIS	2005-08	HOUSTON, Tres	2013-15
HEYWARD, Burgess	1974	HOWARD, Amir	2019-20
HEYWOOD, Fred	1925	HOWARD, Christian	2017
HICKENBOTHAM, James	1999-2002	HOWARD, Tom	1967
HICKMAN, Prince	2004-07	HOWINGTON, Dock	2015

ALL-TIME LETTERMEN



HOZ, Christian	2020-21
HUBNER, Mike	1974, 1976
HUDSON, Dale	1946-48
HUDSON, Marcus	2015
HUDSON, Wayne	1985-88
HUFFMAN, Mike	1961
HUGHEY, Frank	1927-30
HUMES, Chris	2012-13, 2015-16
HUMPHREYS, T.J.	1973-76
HUNT, Lee	1990-92
HUNT, Marc	1990, 1992
HUNT, Te'Vailance	2021
HUNTER, Dave	1950
HUNTER, Money	2013-16
HURT, Gary	1997-98

I

INGLE, David	1989
INGRAM, Kenny	1989-92
ISAAC, Javonis	2017-20
IWUCHUKWU, Noel	2019-20

J

JACKSON, Anthony	2006-08
JACKSON, Colton	2013-16
JACKSON, Darreon	2017-19
JACKSON, Gary	1993-96
JACKSON, Frankie	2011-14
JACKSON, Jamal	2020
JACKSON, Julius	2003
JACKSON, Shervarius	2011-12
JACKSON, Tony	1977
JACKSON, Wally	1951
JACOBS, Elliot	2001-03
JACOBS, Jerry	2018-19
JACOBS, Ryan	2012-14
JAMES, Chris	2005-06
JAMES, Jamarrow	2004-06
JAMES, John Ed	1935-36
JAMES, Roy	1993-94
JANSEN, Steve	1970
JARBOE, Josh	2011-12
JARVIS, Jackson	2020
JEFFERSON, Marcel	1991-93
JEFFERY, Cam	2021
JEFFRESS, Maurice	1946-48
JEFFRIES, O.	1913
JEFFRIES, Wade	1913-15
JEMISON, Rickey	1983-86
JENKINS, Tanner	2003-06

JENNINGS, M.D.	2007-10
JESSEN, Bill	1940
JOHNSON, Al	1987-90
JOHNSON, Avery	2016-17
JOHNSON, Bert	1928-30
JOHNSON, Bill	1979-80, 1982
JOHNSON, Charles	1945
JOHNSON, Charles	2003
JOHNSON, Chase	2017
JOHNSON, Clevon	1979
JOHNSON, Craig	1969-72
JOHNSON, David	2005-08
JOHNSON, Derek	2010
JOHNSON, Ernest	1945
JOHNSON, Garry	1999-2002
JOHNSON, Harry	1924-25
JOHNSON, Jack	1948-49
JOHNSON, James	2004-05
JOHNSON, Jesse	1946, 1948, 1954-55
JOHNSON, Lawrence	1985
JOHNSON, Lennie	1995-98
JOHNSON, Lenny	2000
JOHNSON, Mark	2014, 2016-17
JOHNSON, Michael	2017-18
JOHNSON, Nikita	1985
JOHNSON, Robert	1941
JOHNSON, Roy	1988-91
JOHNSON, S.T.	1946-48
JOHNSON, Samy	2019-21
JOHNSON, Thomas	1978-81
JOHNSON, Tom	1968-71
JOHNSON, Tyrell	2004-07
JOHNSON, Varon	1979
JOHNSTON, David	1937
JOINER, Brandon	2010-11
JONES, Adam	2021
JONES, Allen	1945
JONES, Cameron	1994
JONES, Chris	2000-02, 2004
JONES, Don	2009, 2011-12
JONES, Garrick	1998-2000
JONES, Greg	1986-87
JONES, Jamal	2016-20
JONES, Jevon	2018
JONES, Joe	1999-2000
JONES, Joseph	1999
JONES, Julian	2010-13
JONES, Ken	1972-75
JONES, Kevin	2005-08
JONES, Kimani	2002-03
JONES, Kyle	1983-84

HISTORY



ALL-TIME LETTERMEN

HISTORY

JONES, Leon	2021
JONES, Paul	2013
JONES, Robert	1990
JONES, Rodney	1974-75
JONES, Stan	1970-72
JONES, Tyrone	1987-88
JORDAN, Chester	1990
JORDAN, Jimmy	1946
JORDAN, J.T.	2006-09
JOSE, Ryan	1989-92
JOYNER, Maurice	1999-2002
JUMPER, Gerald	1964-67

K

KAFFKA, Harold	1946
KAMMER, Kevin	1993-96
KAUTAI, Alex	2009-11
KEANE, Tim	1965-67
KEATH, David	1941
KEATON, Derek	2012
KEITH, Daniel	2015
KEITH, Norman	1950
KELLAR, Keith	1985-86
KELLER, Clifton	1915-17
KELLER, Donald	1937-39
KELLER, Gordon	1913-14, 1920
KELLER, Harold	1930-33
KELLER, Paul	1917
KELLER, Roy	1911-14
KELLETT, Orville	1935-37
KELLIM, Erik	1999-200
KELLY, Kyle	2020
KELLY, Paul	1945
KELLY, Ralph	1976-77
KELLY, Waddell	1979-82
KELSO, Bill	1940
KENNEDY, Adam	2013
KENT, Tom	1953-56
KERFOOT, Oliver	1945
KILCREASE, Jaqaun	2008-11
KILLEN, Michael	1988-89
KILOW, Robert	1998-2000
KIMBLE, Richard	1986-89
KINCY, Anthony	2011-12
KING, Berry	1980-83
KING, Dennis	1975-77
KING, Robert	1980-83
KINSWORTHY, Terry	1972-75
KIRKPATRICK, Paul	1953
KITTERMAN, John	1974

KLIPSCH, Jamie	1972-75
KNIGHT, Greg	1990
KNIGHT, Parkin	1931-32
KNIGHTEN, Fredi	2012-15
KOENIG, Glen	1976-79
KOETS, Kyle	2005-07
KOHONKE, Dean	1915-17
KOLDUS, John	1950-52
KONECNY, Kevin	1977-78
KONVALINKA, Jeremy	1998
KRAMER, Sonny	1946
KUNZ, Al	1951-53

L

LADD	1922
LAFFERTY, Grover	1941
LAGOMARCINO, Brian	1986-89
LaGRONE, Cecil	1967-70
LAIN, Khari	2014-16
LAMAR, Alan	2021
LAMB, Gordon	1928-29
LAMB, Nolan	1931-33
LAMBERT, Lawrence	1911
LAMPO, Ronald	1956
LANAUX, Bob	1999-2000
LANDERS, Bill	1945, 1948
LANDRY, Allen	1985-86
LANG, Johnnie	2021
LANGFORD, Tim	1980-83
LANGLEY, Jim	1934
LaPLANTE, Don	1950-52
LANEY, James	1969
LARCHE, Harry	1946-48
LARSON, Bob	1949-51
LaRUSSO, Scott	1995, 1997-99
LARY, James	1916, 1919
LARY, Mike	1997-99
LATOURETTE, Harry	1961-62
LATIMORE, Denver	1975-76
LATTIMORE, Lyle	1973-74
LAUDERDALE, James	1938, 1940
LAWRENCE, Greg	1976-78
LAWRENCE, Larry	1975-78
LAWS, Kolumn	1996-97
LAWSON, Derek	2008-11
LAWSON, Marcus	1990-93
LAYNE, Bucky	1975-76
LEACH, Frank	1954
LEAHEY, Sam	2007
LEAPHEART, Warren	2013-15



LEDBETTER, Clint	1984-86
LEDBETTER, Virgil	1946
LEE, Carl	2014
LEE, Greg	1984-87
LEE, Jerome	1995
LEE, Lamar	1958
LEE, Lamar	2002-03
LEE, Quinton	2020-21
LEE, Qushaun	2011-14
LEE, Ramone	1997
LEE, Shelby	1963-64
LEMON, Cleo	1997-2000
LEONARD, Corey	2006-09
LEWIS, Judious	1983-84
LIETER, Dale	1939
LIGON, Jeremiah	1995-96
LILLY, James	1933-34
LINER, Dee	2016-17
LINSY, Eric	1992-93
LISKO, Freddie	1975, 1977-78
LISKO, Jimmy	1972-75
LISS, Lawrence	1950
LITTLE, Jarod	2003-04
LITTLE, Koetter	1995-98
LITTLETON, Chris	2002-03, 2005
LLOYD, Victor	1933
LOCKHART, Steve	1968-71
LOCKLEY, Heath	2005-07
LOGAN, Prince	1993
LOHMAN, Zeke	1923-26
LONG, Josh	2002-04
LOONEY, Leonard	1913, 1915
LORICK, John	1973-76
LORIGAN, Cole	2009-12
LOUIS, Alfred	2008-10
LOUIS, Kirk	2016-19
LOVELADY, James	1996
LOVING, Sylvester	1973-76
LOWREY, Doug	1970-73
LUCAS, Earl	1911
LUEBKE, Wyatt	2018-21
LUELLEN, Brandon	1990-93
LUENSMANN, Chuck	1971-72
LUTER, David	1973-76
LUTES, Charles Roy	1954
LYNCH, Claude	1936, 1940
LYNCH, Dan	1940-41
LYTLE, John	1920

M

MAAS, Dale	2005-06
MABONE, Troy	1989-90, 1992
MABRY, Charles	1999-2000
MABRY, Leon	1940
MACK, Blake	2014-17
MACK, Clifton	1936-39
MACK, Jerry	1979-81
MACK, Jerry	2001-03
MADDEN, Jerome	1989-92
MADDOX, Cornelius	1974-77
MADDOX, Preston	1984-85
MALHAM, Mike	1972-75
MANATT, John	1972-74
MANDERSON, Claude	1958
MANDICH, Matt	2005-08
MANN, Ray	1934
MANNING, Tom	1950-53
MANNS, Robert	1947-50
MARCELLUS, John	1933
MARCHEWSKI, James	1965
MARSHALL, Donovan	2020
MARSHALL, Jaylon	2016
MARSHALL, Jerald	1974-77
MARSHALL, Sean	2008
MASON, Chauncey	2015, 2017
MARTILLO, Dick	1961-62
MARTIN, James	1922
MARTIN, Kyle	2016-17
MARTIN Lance	2004-05
MARTIN, Sam	1946
MARTIN, Troy	1911
MARTINZAK, Dick	1948
MASHBURN, Ken	1962-64
MASON, Harold	1982, 1984
MASON, Michael	1993-94
MASON, Taylor	2012-13
MASSENA, Orley	1966-69
MASSEY, Robert	1950
MATHIEU, Jabari	2014
MATLOCK, Dennis	1980-82
MATTHEWS, Byron	1987-90
MATTHEWS, Frank	1921-22
MATTHEWS, Reggie	1989
MATTHEWS, Robert	1999
MATTSON, Tristan	2020-21
MAXFIELD, Sean	2009
MAXWELL, Larry	1966
MAXWELL, Robert	2015-16
MAYES, Curtis	1916



ALL-TIME LETTERMEN

HISTORY

MAYO, Billy	1953-54	MONDIE, Devin	2013-16
MAYS, Booker	2013-15	MONDIE, Robert	2015-16
MAYS, Khari	2006-09	MONK, Chuck	1989-91
MAYS, Lawrence	1988-90	MONTES, Manuel	1966-68
MAYS, Quay	2021	MONTGOMERY, Jermaine	2002
MEACHUM, Cory	2006	MONTGOMERY, Victory	1978-81
MEDLEY, Demari	2017-19	MOODY, Walter	2008-10
MEEKS, Ron	1975-76	MOORE, Andrew	1988
MEIER, Hank	1948	MOORE, Delano	2008-11
MELIO, Joe	1946-48	MOORE, Truman	1963-66
MEREDITH, Jack	1941	MOOREHEAD, Jerry	2014-15
MEREDITH, Jarry	1934	MORALES, James	2001
MERRILL, Forrest	2018-20	MOREMAN, Walter	1931-32, 1935
MERRITT, Kirk	2018-19	MORAGNE, Logan	2015-16
METCALFE, James	1945	MORETON, Austin	2014-16
METZLER, Charles	1921	MORETON, Hunter	2017-21
MEXLER, Henry	1938-40	MORGAN, Bruce	1982
MEYER, Dennis	1968-71	MORGAN, Eddie	1972-75
MICHAELS, Mark	2001	MORGAN, J.P.	1945
MICHLES, Earl Ray	1959-61	MORMAN, James	1999-2000
MIDDLEBROOK, Orna	1975-76	MORRIS, Clarence	1940-41
MILLER, Aubrey	1989-90, 1992	MORRIS, Mike	1979-82
MILLER, Charles	1936-37	MORRIS, Sean	1988-89
MILLER, Chris	2005-07	MORRISON, Donnie	1979-82
MILLER, Clayton	1920	MOSER, Howard	1915-16
MILLER, Dan	1986-87	MOSER, Vivian	1915-120
MILLER, Don	1958-59	MOSLEY, Roderick	1995-96
MILLER, Glenn	1965	MOTLEY, Dane	2020-21
MILLER, J.C.	1999-2000	MOULTON, A.K.	2001
MILLER, Jeremy	1997	MPWO, Eniak	2000-01
MILLER, Jerome	1975-76, 1978-79	MUCKENSTURM, Dave	1969-72
MILLER, Jessie	1992-95	MUCKENSTURM, Jerry	1972-75
MILLER, Lance	1997-99	MUCKENSTURM, Kevin	1975
MILLER, Scott Key	1998-99	MUHAMMAD, Darryl	1986
MILLER, Tommy	1999-2002	MULLEN, Daniel	1972-75
MILLER, William	1936	MULLINS, Dube	1948
MILLWEE, Chris	1970-71	MULLINS, Joel	1973-76
MIMBS, Ty	2017	MURPHY, Reginald	1993-96
MINCEY, John	2021	MURRAH, G.H.	1958-59
MINER, Elbert	1936	MURRAY, Butch	1968-71
MINER, David	1976	MURRAY, Chris	2015-17
MINER, Ethan	2020-21	MURRAY, Corey	2001-02
MINGO, Cordarious	2008-09	MURRAY, Marcel	2018-21
MINSHEW, Ronald	1958-59	MURRY, Kedric	2009-12
MITCHELL, Anthony	2000-02	MUSE, Allen	2009-11, 2013
MITCHELL, Chappell	1995-98	MUZIK, Bill	1973-76
MITCHELL, Cliff	2010-13	MYERS, Brett	1993-96
MITCHELL, David	1970-73	MYERS, Neal	1999
MITCHELL, Sean	1997-2000	McALPIN, Chris	1994-95
MOELLERS, John	1987-90	McANDREW, Roger	1936
MOHAJIR, Terry	1990-91	McBRIDE, Clark	1992-95

ALL-TIME LETTERMEN



McBRIDE, Rick	1966-67
McCAIN, Hassell	1960-62
McCANDLESS, Lee	1931-34
McCALL, Art	1915
McCALL, Greg	2008-11
McCANTS, Carlos	2010-13
McCARLEY, James	1985-86
McCARTNEY, Frank	1923
McCARVER, Pat	1955
McCAUGHEY, John	1978-81
McCAY, George	1956
McCLELLAN, Donk	1940
McCLELLAND, Kevin	1966-69
McCLURE, Alton	1940-41
McCLURE, Rusty	1972
McCOMB, ELDRIDGE	1920
McCONNELL, Clyde	1934-35
McCOY, Atheius	1997
McCOY, Denarius	1997
McCRAV, Kelcie	2008-11
McCUISTON, Bob	1961-64
McCULLOUGH, Nelson	1973
McDANIEL, Bob	1922
McDANIEL, Hosea	1931-33
McDANIEL, Russell	1987-90
McDONALD, Fred	1926-29
McDONALD, Jess	2005-06
McDONALD, Mike	1991-93
McDONALD, Scott	1981-83
McFADDEN, Ralph	1916-17
McGEE, Stacy	1984-87
McGINNIS, Benny	1979-82
McGOUGH, David	1972
McGUIGAN, Frank	1967-68
McGUIRE, Joe	1936-38
McHENRY, Elmer	1949
McINNIS, Justin	2016-18
McINTOSH, Jerome	1993-95
McKAY, Roy	1931-32
McKENNA, Jerry	1977-79
McKINNEY, Anthony	1980, 1982
McKNIGHT, Jeff	2011
McKINNON, Javon	2007-10
McKINNON, Koby	2004-07
McKISSIC, J.D.	2012-15
McKNIGHT, Zack	2012
McLENNAN, Jahbari	2008-09
McMINN, Mark	1983-85
McMURRAY, Jim	1959-61
McNEAL, Danny	2007
McNEARY, Carlos	1998

McPHERSON, Andy	1997-2001
McWHERTER, Earl	1931-33
McWHIRTER, Chad	1990-91
McWILLIAMS, Major	1936
MacQUEEN, Donald	1931-34

N

NAJM, Jon	2005-06
NALLEY, Bill	1958-59
NASH, Gus	1922
NEAL, Curt	1973
NEAL, Jimmy	1987-88
NEFF, Mickey	1957
NEIHOUSE, Eric	2002-05
NELMS, Nick	2009-12
NELOMS, Marvin	1983-86
NELSON, Kenneth	1986-89
NELSON, Roy	1958-60
NERVIG, Brian	1978-79
NEWTON, Derek	2009-10
NEZAT, Brett	2020
NICHOLSON, Rich	1969-71
NIMROD, Elliott	2020
NOCE, Nick	2003-05
NOE, Harold	1963-65
NOLES, Davie	1972-74
NORMAN, Jarriel	2006, 2008
NORMAN, Ron	1976-79
NORTHCROSS, Don	1982
NORTON, W.E.W.	1934
NOVAK, Alex	2017

O

O'BAR, Joe	1997-2000
O'BRYANT, Albert	1973-74
ODIE, Andy	1994
ODOM, Chris	2013-16
OGBEBOR, Bubba	2018-20
OKU, David	2012-13
OLDHAM, Okel	1923-26
OLDHAM, Orval	1927-29
OLLIGES, Steve	1978-81
OLIVER, Cade	2012-13
O'NEAL, Oren	2003-06
ORR, Marty	1978
OSMENT, Eugene	1939-40
OSMENT, John	1940
OSSELMIEIER, Gene	1947-50
OSWALD, Henry	1952-53
OTA, Chuks	2014-15



ALL-TIME LETTERMEN

HISTORY

OVERLY, Don	1978-79
OUTLAW, Trey	2011
OWEN, Russell	1915-17
OWENS, Ben	2005-08
OWENS, Charles	1926-29
OWENS, Markel	2011-13
OZOUGWU, Joe	2021

P

PADTRA, Dominic	2007-10
PAGANO, Bill	1963-65
PAGE, Nathan	2018-19
PAINTER, Richard	1967-68
PAINTER, Ross	2021
PAINTER, Roy	1973-76
PALMER, Don	1985-89
PALMER, Freddy	1923
PALONE, Tony	1977
PALUMBO, Frank	1949-50
PARE, Lincoln	2020-21
PARKER, Brandon	2009
PARKER, Charles	1945-46
PARKER, Jodie	1952
PARKER, Lorenzo	1991-94
PARKER, Mart	1978
PARKER, Wayne	1939, 1945
PARKES, Albert	1937
PARKS, Justin	2021
PARROTT, Pat	1975-77
PARSON, Gerald	1955
PASCHAL, Dijon	2014-17
PATTERSON, Gerald	1947
PATTERSON, Jerald	1985-87
PATTON, Henry	1941
PATTON, Tony	1973-74
PEARCE, Lloyd	1934
PEBWORTH, Elam	1960
PEEBLES, Larry	1959-61
PEGUES, Jerry	2000-01
PENNINGTON, Royce	1968
PEOPLES, Alex	2001-04
PEOPLES, Alfonso	1995-97
PERKINS, Don	1961-62
PERKINS, Kenneth	1941
PERKINS, Lucas	1992
PERKINS, Tom	1958-59
PERRONE, Larry	1972
PERRY, Bill	1948
PERRY, Kevin	2007
PETERS, Eddy	1974

PETERSON, Chris	1994-96
PETROFF, Jim	1950-53
PETTUS, Brent	1994-97
PETZOLDT, Devin	1989-92
PEYTON, Virgil	1966-69
PHARIS, Milton	1939
PHELPS, Dick	1946-47
PHILBERT, Jaypee	2017
PHILLIPS, Bill	1968-71
PHILLIPS, Casey	1976-79
PHILLIPS, Corlan	1997
PHILLIPS, James	1954
PICKERING, Bill	1925
PINSON, Randy	1984
PITTMAN, Dwayne	1981-83
PLANK, Jeff	1988-89
POAG, John	1958
POLITANO, Ralph	1965
POND, Jamie	1997-2000
PORTER, Eddie	2012-13
PORTER, Stanley	2007-08
POWELL, Alvin	2000-01
POWELL, Josh	2004
POWELL, Orlando	2001-03
POWERS, Howard	1946-48
PRATER, Cody	2009-12
PRATER, Kiano	2009-10
PRICE, Stacy	1981, 1983-85
PRIVETT, Leon	1954-55
PUCKETT, James	1927-29, 1931
PURYEAR, Steve	1965-67
PYLANT, Perry	1994-95

R

RADISON, Pete	1946
RAGER, Brandon	2000
RAGER, Richard	1976-77
RAGLAND, Thomas	1945
RAINS, Kenny	2011-14
RAMAGE, Rob	2006-07
RAMIREZ, Ernesto	2019-21
RANKIN, Earl	1955-58
RANSOM, Donovan	2015-18
RAY, Mike	1987-89
RAY, Raymond	1972-73
REAVY, George	1947
REED, James	1949-52
REED, Randy	1975-77
REED, Tyshon	2000-01
REES, Harold	1927, 1930



REESE, Raymond	1911, 1913
REESE, Tommy	1962-65
REEVES, H.K.	1963-65
REEVES, Steve	2006
REEVES, Troy	1956-58
REIBE, Matt	2004-07
REID, Bobby	1949-52
REID, Kenneth	1986
REID, Leonard	1921
REID, Stuart	1985
REIDER, Ernest	1924
REIMAN, Jerry	1970-73
REIMONENQ, Jarius	2019-21
REISCHING, Carl	1921-22
RETANIO, Joe	1935
RHODES, Homer	1985
RHODES, Justin	1996-99
RICE, Justin	2020
RICHARD, Rodney	1983
RICHARDS, Frank	1984-86
RICHARDSON, Jasper	1928-29
RICHARDSON, Kyle	1992-95
RICHARDSON, Rodney	1995-96
RICHARDSON, Ron	1983-86
RICHARDSON, Sedrick	1995-98
RICHARDSON, Vershaud	2020
RICHMOND, Elshon	1989-92
RICKUS, Eddie	1962-65
RIDGLE, Ton	1980, 1982, 1984
RIDGEWAY, James	1957-58
RIGGS, Don	1955-58
RIGGS, Griffin	2015-18
RITCHEY, Dick	1964-67
ROACH, John	1911
ROBAK, Ray	1954-57
ROBBINS, Mark	1985-86
ROBERSON, Waylon	2015-16
ROBERTS, Alex	2018
ROBERTS, Dennis	1966-67
ROBERTS, Johnnie	1977
ROBERTSON, Jermaine	2008-11
ROBERTSON, Justin	2009-11
ROBINS, Ray	1993-95
ROBINSON, Chase	2015-16
ROBINSON, Lanier	1982
ROBINSON, Loran	1924-27
ROBINSON, Anthony	2007-10
ROBINSON, Chuckie	1970-83
ROBINSON, Terry	1957-58
ROBINSON, Vernon	1920
RODDY, Joe	1920

ROEBUCK, Randy	1980-83
ROETZEL, Sean	1992-93
ROGERS, Billy	1947
ROGERS, Freddy	1982-83
ROLLAND-JONES, Ja'Von	2014-17
ROLLINS, Brandon	2004-07
ROLLINS-DAVIS, Daryl	2014, 2016
ROMEO, Eddie	1954-57
ROMERO, Tex	1949-51
ROPER, Scott	1986-87
ROSS, Ed	1936
ROSS, Jack	1970
ROSSER, Darius	2013-16
ROTH, Matt	2003-04
ROTTON, Clifford	1946-48
ROWLAND, Lynn	1989-90
ROY, Clinton	2003-04
RUCKER, Brian	2000-01
RUCKER, Corey	2020-21
RUDD, John	1951
RUEBSAM, Dave	1969-71
RUFFIN, Rodney	1993-94
RUFUS, Ed	1993-94
RUIZ, Antonio	2020
RUMP, Ken	1995-97
RUMSEY, Lance	1988
RUSAK, Dan	1948
RUSH, Charles	1920
RUSSELL, Kirk	1987-88
RUSSELL, Robert	1965
RUYLE, A.D.	1948-50
RYAN, Patrick	2013

S

SACKETT, Jeff	1969-72
SAIN, Tommy	1967
SAMPLE, Dan	1941
SAMPLE, Eddie	1938-39
SAMPLES, Burt	1999-2002
SAMPSON, Steve	1986-87
SAMUEL, Dexter	2011, 2013
SANDERS, Kendall	2016
SANDERS, Oliver	1926-27
SANDERSON, Marvin	1928-29
SANDHOLZER, Gil	1984
SAPP, Alan	1970
SCALES, Chaz	2009-12
SCANLAN, Bryan	2014
SCHAEFER, John	1970-72
SCHENK, Dale	1986-87



ALL-TIME LETTERMEN

HISTORY

SCHERMAN, Jim	1955-57	SINK, Jason	1996-97
SCHMIDT, Lennie	1954	SISSELL, George	1916
SCHOEMEL, Justin	2009	SMILEY, Tim	1986-88
SCHULER, Will Allen	1916-17	SMITH, Andre	2009-12
SCHWARTZ, Herb	1921-22	SMITH, C.D.	1939
SCOTT, Bobby	1949	SMITH, Clyde	1946-48
SCOTT, Dwayne	1987	SMITH, Danny	2000-02
SCOTT, Ivory	2019-21	SMITH, Darren	1995
SCOTT, Vernon	1911, 1913-15	SMITH, Frank	1959-61
SCOTT, Vidal	2020-21	SMITH, Greg	2009
SEARS, Tom	1992-93	SMITH, Jack	1966-69
SEATON, Russell	1997-2000	SMITH, Jamie	1987-89
SECREST, Ness	1953	SMITH, Jeremy	2016-19
SEIDNALLY, Nour-Eddine	2018, 2020	SMITH, Joe	2004-07
SENTIMORE, Bo	2015-16	SMITH, John	1935
SETTLEMIRE, Dell	1941	SMITH, Matt	1995-98
SETTLEMIRE, Paul	1937-40	SMITH, Richard	1989-92
SEYMORE, Jerrold	1991-93	SMITH, Richard	1961-62
SHACEY, Latham	1937	SMITH, Rob	1978
SHANNON, Charles	1979-80	SMITH, Rod	1912
SHANNON, John	1977-78	SMITH, Ron	1976-79
SHARP, Carlos	1988-91	SMITH, Ryan	1998-99
SHARP, Gage	2014	SMITH, Schuyler	1946-47
SHARP, Isom	1998-2000	SMITH, Sherodrick	1911
SHATLEY, Andy	1998-2000	SMITH, Stan	1982
SHAW, Joe	1947-49	SMITH, Steve	1990-91
SHEARBURN, V.V.	1946-48	SMITH, Terry	1973-75
SHEARD, Lonnell	1982-85	SNELLGROVE, Frank	1945
SHEARIN, Brad	2013	SNIDER, Butch	1983-85
SHEDD, Neal	1945	SNIDER, Marion	1938
SHEFFIELD, Brian	2006-07	SNODGRASS, Jack	1960
SHELBY, Charles	1931-33	SOEST, George	1982
SHELL, Alex	1990	SOMMERS, Billy	1949-52
SHELLEY, Elbert	1983-86	SOMMERS, Ray	1950-51
SHEPARD, Isaiah	2008-10	SORREL, Jack	1923
SHERER, Sanchez	2000-01	SOWELL, Jeff	1997
SHERROD, Neil	1936	SOWELL, Michael	2002-04
SHIVERS, John	1999	SPANN, Bobby	1952-54
SHOEMAKE, Shawn	2005-06	SPEARS, Gene	1976-79
SHOFFNER, Charles	1922-23	SPECK, Leslie	9131-34
SHRABLE, Beau	2002	SPEER, Robert	1973-76
SHRABLE, Brett	2005-08	SPENSIERI, Danny	19751-54
SHRABLE, Steve	1977-79	SPIERS, Tommy	1954-56
SIFFORD, George	1941	SPIKES, Cloyd	1928-29
SIGEARS, Colby	2018	SPIVEY, Rick	1980-82
SIMS, Jerome	1982-85	SPRY, Logan	2014
SIMMONS, Alfonso	2010-11	SPURLOCK, Maybrine	1945
SIMMONS, James	1970-72	STADLER, Louis	1950-53
SIMMONS, Kenny	1990-92	STADLER, Mark	1980-82
SIMONS, Scot	1996-97	STALLINGS, Ray	1957
SINGLETON, Bryan	1994-95	STANCIL, Hal	1949



STANFORD, Gary	1985
STANLEY, Bill	1985-88
STANLEY, Jennings	2018-20
STAPLES, Joey	1992-93
STARSON, Tim	2009-12
STEED, Billy	1956-58
STEFFENS, Nick	2006
STEGALL, Gill	1980-82
STEGALL, Jerome	2001-04
STEPHENS, Del Ray	1992-94
STEPHENS, Paul	2008
STERLING, Oscar	1915-16
STEVENS, Chris	1996-97
STEVENS, Ray	1929
STEVENS, Steven	2013-15
STEVENSON, Emmanuel	2021
STEWARD	1922
STEWARD, Stephan	1991
STILL, Jacob	2017-21
STINNETT, Steve	1972-75
STOCKEMER, Taylor	2009-12
STOKES, Sandy	1971
STOLT, Allan	1949-51
STONE, Chris	2012-15
STONE, Todd	1986-89
STOREY, O.H.	1933-34
STOTTS, Lloyd	1929
STOVALL, Paul	1953-54
STOWERS, Sterling	2015-16
STRAKER, Melique	2021
STRAUSS, Al	1924
STRONG, Javar	2020
STROUD, Tom	1949
STRUBLE, Steve	1967-68
STUART, Orlin	1937-38
STUBBS	1914
STUPEK, Robert	1954
SUGG, Jack	1960-61
SUGG, Tommy	1980
SUGGS, Torrance	1993-96
SULLIVAN, Ian	1996-97
SULLIVAN, Murray	1954
SULLIVENT, Neely	2010-12
SUMMERS, Dan	1962-65
SUSKIE, John	1984-86
SUTTON, E.J.	2014
SWALLEY, Jake	2015-16
SWANSON, Paul	2015-16
SWEPSTON, John	1931-33
SWITZER, Anthony	2019-21
SWOPES, Kenny	1992

SWINNEY, Clovis 1967-69

T

TABARY, James	2015
TANKERSLEY, Ollie	1915-19
TARLE, Jim	1994-95
TATE, Andre	1985-88
TATE, Eric	1989-92
TATE, Kelvin	1995-97
TAULA, Eti	2000-01
TAYLOR, Blaise	2014-17
TAYLOR, Gilbert	1922-23
TAYLOR, Kennon	1977-78
TAYLOR, Matt	1982-83
TAYLOR, Matt	2006-08
TAYLOR, Melvin	1980-81
TAYLOR, Ryan	2018
TEAT, Ron	1996-99
TEMPLETON, Bill	1954-56
TEMPLETON, Mike	1981-84
TERRY, Bryan	2018
TERRY, Charles	1945
THOMAS, Clifford	2014-17
THOMAS, Duane	1980
THOMAS, Haven	1994
THOMAS, Jack	1955
THOMAS, MaQuonzie	1996-99
THOMAS, Maurice	1995
THOMAS, Quinton	2003-05
THOMAS, Richard	1971-73
THOMAS, Solomon	1998
THOMAS, Trevian	2020-21
THOMAS, William	1992
THOMASSON, Greg	1955-56
THOMPSON, Brandon	2006-09
THOMPSON, Burl	1921, 1924-26
THOMPSON, Edward	1941
THOMPSON, Eugene	1955, 1957-59
THOMPSON, Horace	1924
THOMPSON, Levi	2007-08
THORN, Doss	1917, 1920-21
THORNTON, Coburn	1929-30, 1932-33
THORNTON, Sirgregory	2010-13
THROWER, Vincent	2005-07
THURMON, Kevin	2018-19
TIERNEY, John	1973-76
TILLEY, Willar	1939-40
TILLMAN, Leveren	1980-81
TIMS, Enouch	1976-78
TINER, Al	1980-81



ALL-TIME LETTERMEN

HISTORY

TINSLEY, Austin	1992-93, 1995, 1997
TIREY, Tom	1956
TODD, Courtney	2001-04
TOLBERT, Chirstopher	2011
TOLBERT, Derrick	1991
TOLIN, Steve	1977
TOLLESON, Shane	2001-02
TOLMINSON, Bob	1951
TONEY, Darren	2004-07
TONEY, Derrick	1988-91
TONEY, Frank	1971
TOOKES, Steven	2001-04
TRAHAN, Leroy	2008
TRAIL, Billy	1958-59
TRAORE, Seydou	2021
TRAYLOR, Tim	1979
TRISEHMAN, Ed	1949-50
TRIPLETT, Terrious	2012
TROSIN, Tyler	2014-15
TROUTT, Ed	1982-84
TRYON, Andrew	2011-14
TUITAVAKE, Sosaia	2019-21
TURCOTTE, Eugene	1921
TURLEY, Jim	1953-55
TURNAGE, Antwon	2016-18
TURNER, Billy Joe	1960-62
TURNER, Brent	1993-96
TURNER, Matt	1996-97
TURNER, Tedarius	2012-13
TURNER, Will	2011, 2013
TUTOR, Brennan	2013-14
TYLER, Reed	2018-21
TYRE, Block	1929-32

U

UHLMANSIEK, Tom	1946
UNDERWOOD, Leon	1946

V

VAN DOLAH, Evan	2006-09
VAN DYKE, Russell	1916-19
VARGAS, DAVID	2002-03
VELGIS, Raziell	2013-15
VEGAS, Sam	2003-04
VENTERS, Casey	2001, 2003
VICORY, Henry	1911
VICTORIAN, Jonathan	2010, 2012
VIDAL, Manuel	1951-52
VINCENT, Gary	2003-06
VOYTIK, Chad	2016

W

WADE, Devertt	2005-06
WAGNER, Nehemia	2014-17
WAGNER, Rudy	1950-53
WAKWE, Stanley	2007-09
WALDEN, Cruise	2007
WALDROP, James	1986-87
WALDRUP, Bubba	1968
WALEED, Khyheem	2021
WALESZONIA, Joe	1968-70
WALKER, Chuck	2001-04
WALKER, Corey	1994-96
WALKER, Dylan	2006-09
WALKER, Dennis	1981-82
WALKER, Eddie	2001-04
WALKER, Jacques	1997-2000
WALKER, Marquis	2013
WALKER, Tommy	1980-83
WALLACE, Jeremy	2006
WALLIN, Harold	1962-65
WALLS, David	1966-69
WALLS, Lloyd	1974-76
WALLS, Marshall	1968-71
WALTERS, Bill	1948
WALTON, Tony	1986-89
WAND, Warren	2015-18
WARD, Hollis	1927-29
WARD, Josh	2003
WARE, Kraig	1988-89
WARREN, Antonio	2002-05
WASHINGTON, J.J.	1995-96, 1998-99
WASHINGTON, Lester	1974
WATKINS, Clark	1992-95
WATKINS, Jermie	1996-97
WATKINS, Wayne	1921-22
WATSON, Adam	2001
WATSON, Bobby	1975-76
WATSON, Charles	1988-89
WEAVER, Carroll	1929-30
WEAVER, Jimmy	1978
WEAVER, Keith	1981-84
WEBB, Wesley	1941
WEH-WEH, Armond	2016, 2018
WEINER, Max	1989
WEIR, Sammy	1960-62
WELLS, Phillip	1988-91
WERNER, David	1962-65
WESCOTT, Logan	2018-19
WESLEY, Allen	2014

ALL-TIME LETTERMEN



WESLEY, Nyeem	2003-04	WILLIAMS, Sawyer	2006-18
WEST, Terry	1956-58	WILLIAMS, Tim	1993, 1995-96
WESTBROOK, David	1997	WILLIAMS, Varko	1991-93
WESTMORELAND, Harold	1955-56	WILLIAMS, Vern	1955
WHEATLEY, Don	1946	WILLIAMS, Wesley	1977-78
WHISNANT, Gary	1962	WILLIS, Mark	1982-85
WHITAKER, Charley	1914-15, 1917	WILLIS, Oscar	1984-85
WHITE, Aaron	1961-64	WILSON, Farrell	1980, 1982-84
WHITE, Carlo	1993-95	WILSON, Freddy	1992-93
WHITE, Drew	2015	WILSON, George	1988, 1990
WHITE, Johnston	2014-17	WILSON, Kyle	2015-17
WHITE, Jonathan	2008-10	WILSON, Larry	1953-54
WHITE, Paul	1953-54	WIMBERLEY, Jerry	1937
WHITE, Ruffin	1913-14	WINELAND, Keith	1976-79
WHITE, Troy	2005	WINFORD, Benny	1964-67
WHITESIDE, Boris	1983-86	WINFORD, Bill	1956-58
WHITING, Terry	1968-71	WINFREY, Stan	1972-74
WHITMORE, Israel	2021	WINTERS, Hansel	1929-32
WHITNEY, Joshua	2009	WISEMAN, Jim	1984-87
WICKS, Jimmy	1974-77	WISEMAN, Tom	1973
WIDEMAN, Lloyd	1992-95	WITHERS, Anthony	1983-86
WILBANKS, David	1954-55	WITT, Keith	1914-16
WILBOURNE, Ryan	2009	WOIT, Richie	1950-53
WILCOTS, Keith	2009	WOOD, Gwin	1966-67
WILES, Rob	1980-83	WOOD, Jason	2001-04
WILF, Lann	1996-98	WOOD, Wendell	1962, 1964
WILHELM, Bennie	1946-47	WOOD, William	1936-37
WILKERSON, Cedric	2006-07	WOODEN, Larry	2017
WILKERSON, Emil	1950-52	WOODS, Austin	2020-21
WILKINSON, Bobby	1946	WOODS, Dorvus	2008-11
WILLBOURN, Ryan	2008, 2011-12	WOODS, Joe	1938-39
WILLEKES, Charles	2021	WOODS, Kevin	1998-2000
WILLIAMS, Aaron	2012-13	WOODS, Rennell	1994-97
WILLIAMS, Anthony	1978-79	WOODSIDE, John	1933-36
WILLIAMS, Brandon	2005-07	WOODSON, Xavier	2013-16
WILLIAMS, Clarence	1995-98	WOOLFORD, Shep	1950, 1952
WILLIAMS, Cliff	1980	WOOTEN, William	1998-99
WILLIAMS, Corey	2000-03	WORTHEN, Ron	1966-67
WILLIAMS, Country	1987-90	WRENN, Osca	1931-32
WILLIAMS, DeKeathan	2013-15	WRIGHT, Alan	2011-14
WILLIAMS, Dominique	2005-08	WRIGHT, Dallen	1976
WILLIAMS, Frank	1914	WRIGHT, Jack	1997-2000
WILLIAMS, James	1911	WRIGHT, Larry	1952-53
WILLIAMS, Jimmy	1976-78	WRIGHT, Lee Charles	1979-80, 1983
WILLIAMS, Joe	2002	WRIGHT, Ronnell	1911-12
WILLIAMS, Josh	2004, 2006	WRIGHT, Sterling	2014
WILLIAMS, Marcus	1992	WYKE, Jesse	1937
WILLIAMS, Marquette	2007-10	WYKE, Martin	1937
WILLIAMS, Marquis	1993	WYSE, Johnny	1980
WILLIAMS, Opie	1929		
WILLIAMS, Ramon	2004		



ALL-TIME LETTERMEN

HISTORY

Y

YARBROUH, Larry	1970
YOUNG, Bobby	1978-79
YOUNG, David	1966
YOUNG, Harold	1931-32
YOUNG, Jim	1922-25
YOUNG, Les	1977
YOUNG, Mitchell	1983-84
YOUNG, Sterling	2011-14
YOUNG, W.A.	1966
YOUNGBLOOD, Robert	1959

Z

ZABROWSKI, Larry	1957-59
ZACHERY, Lamont	1996-99
ZACHRY, Greg	1984-85, 1987
ZALUD, Bobby	2010-11
ZOLPER, Dennis	1966-68

A-STATE HALL OF HONOR



Name	Sport	Years	Inducted
Neil Abel	Golf Coach	1980-2006	2009
Linda Allison	Women's Basketball	1980-84	1994
Ryan Aplin	Football	2009-12	2021
Fred Barnett	Football	1986-89	1999
Randy Barnhill	Football	1984-86	2003
Todd Baumgartner	Baseball	2008-11	2021
Mike Beebe	Honorary	--	2008
Amanda Beeler	Women's Golf	1997-2001	2018
Earl Bell	Track & Field	1974-77	1986
Bill Bergey	Football	1965-68	1982
Harold Blood	Track & Field	1988-90	2016
Everett Bolton	Three Sports	1939-41, 1946-48	1986
Rusty Bourg	Baseball	1967-70	1995
Gene Bradley	Football	1976-79	2009
Steve Brooks	Men's Basketball	1970-74	1995
Dwane Brown	Football	1984-87	2001
Ray Brown	Football	1983-85	1996
Dan Buckley	Football	1966-69	1995
Jess Bucy	Baseball/Men's Basketball	1949-51	1998
Mike Burk	Men's Basketball	1964-68	1997
Johnnie Burnett	Four Sports	1927-29	1985
Bill Caldwell	Three Sports	1956-59	1985
Jim Callaway	Baseball	1965-68	1992
Ron Carroll	Athletic Trainer	1976-present	2005
Alex Carrington	Football	2006-09	2019
Maurice Carthon	Football	1979-82	1991
Nelson Catalina	Men's Basketball Coach	1979-95	1991
Howard Cissell	Football	1954-57	1993
Michael Cline	Football	1983-85	2015
Beth Cochran Thomas	Volleyball	1996-99	2017
Gary Crane	Men's Basketball/Football	1965-68	1992
Carter Ray Crawford	Football	1984-85	1997
Dave Dailey	Men's Golf	1984-88	2000
Bill Davidson	Football/Football Coach	1953-57 / 1968-78	1984
Adrienne Davie	Women's Basketball	2004-07	2017
Demario Davis	Football	2008-11	2021
Tommy Davis	Football	1958-59	2002
Geoffrey Desmond	Baseball	2004-05	2018
John Dickey	Three Sports	1947-48	1997
John Dickson	Men's Basketball	1963-67	1984
Wayne Dorton	Football	1968-71	2004
Bennie Ellender	Football Coach	1963-70	1982
Carlos Emmons	Football	1992-95	2015
Marina Engelbrecht	Women's Tennis/ Women's Tennis Coach	2003-06 / 2012-15	2014
Frosty England	Football Coach	1946-53	1983
Frank Farella	Football	1954-57	1999
David Faught	Men's Golf	1994-97	2009
Bob Ferralco	Football	1946	2008
Charlotte Fields	Women's Basketball	1984-88	1998
Jay Flanagan	Track & Field Coach	1989-2007	2007
Chico Fletcher	Men's Basketball	1997-2000	2012
Don Floyd	Athletic Director	1969-75	2003
Pedtra Wilson Flournoy	Track & Field	1990-93	2002
Charlie Fredrick	Football	1984-87	2006
Aubrey Gatewood	Baseball	1956-59	1988
Bob Giersburg	Track & Field	1966-68	1994
George Glenn	Baseball	1963-66	1984
Terry Gwin	Football	1965-66	1985



A-STATE HALL OF HONOR

HISTORY

Name	Sport	Years	Inducted
Julie Hagood	Women's Basketball	1997-2000	2010
James Hamilton	Football	1968-71	1990
Foy Hammons	Football/Football Coach	1913-15/1919-21	1988
Jay Hansen	Men's Basketball	1980-84	2018
Lauren Fair Harmon	Volleyball	1993-96	2008
Calvin Harrrell	Football	1968-71	1994
Jeff Hartwig	Track & Field	1989-90	2000
Dan Henderson	Men's Basketball	1974-77	1995
Thomas Hill	Track & Field	1968-72	1982
David Hines	Football	1972-75	1996
Joe Hollimon	Football	1971-74	1993
Keith Horn	Baseball	1993-95	2010
T.J. Humphreys	Football/Track & Field	1973-77	1988
Marvin Jarrett	Men's Basketball	1978-80	2000
Sue Jayroe	Women's Basketball	1975-80	1997
Rickey Jemison	Football	1983-86	2012
Garry Johnson	Football	1999-2002	2011
Tyrell Johnson	Football	2004-07	2016
Ken Jones	Football	1972-75	1987
Al Joyner	Track & Field	1980-83	1993
Gerald Jumper	Football	1964-67	1990
Tim Keane	Football/Football Coach	1965-67/1972-89	2005
George Kell	Tennis	1940	1999
Monica Klebe	Track & Field	1986-89	1998
Guy Kocheil	Track & Field Coach	1972-89	1984
John Koldus	Baseball/Football	1950-53	1995
Larry Lacewell	Football Coach/Athletic Director	1979-90	1987
Tim Langford	Football	1980-83	2008
Harry Larche	Three Sports	1946-48	1983
Greg Lee	Football	1984-87	2019
Jimmy Lisko	Football	1972-75	2019
Doug Lowery	Football	1970-73	2005
Mike Malham Jr.	Football	1972-75	2001
Mike Malham Sr.	Football Coach	1971-84	2006
Ron Meeks	Football/Track & Field	1974-76	2017
Tim Maloney	Baseball	1981-83	2004
Micah Marsh	Men's Basketball	1994-98	2007
Jo Beth Carmack Mathis	Volleyball	1990-92	2000
Margie Kolat McGee	Volleyball	1991-94	2006
Frank McGuigan	Football	1967-68	2018
Kendra Meichsner	Women's Tennis	1995-98	2005
Dennis Meyer	Football	1968-71	1991
Maurice Miller	Three Sports	1946-50	1986
David Mitchell	Football	1970-73	2013
Andy Morris	Baseball/SID/Assistant AD	1958-60/1969-74/1974-77	1990
Mike Morris	Football	1979-82	2018
Jerry Muckensturm	Football	1972-75	1992
Anthony Myles	Men's Basketball	1978-80	2001
Marvin Neloms	Football	1983-86	2011
Sharika Nelvis	Track & Field	2011-14	2021
Newton Norris	Men's Basketball	1934-37	2001
Beth Anderson Nuneviller	Volleyball/Women's Tennis	1988-90	2012
Okey Oldham	Football/Baseball	1928-30	1990
Roy Painter	Football	1973-76	2002
Bill Phillips	Football	1968-71	1992
Paul Pilla	Track & Field	1979-80	2015
Wayne Pittcock	Baseball	1967-69	1991
Chris Poole	Volleyball Coach	1987-92	2010

A-STATE HALL OF HONOR



Name	Sport	Years	Inducted
Ed Preston	Track & Field	1975-77	1991
John Rauth	Men's Basketball Coach/Golf Coach	1949-79	1983
Tom Reese	Football	1962-65	2007
Kyle Richardson	Football	1992-95	2015
Don Riggs	Four Sports	1955-59	1986
Kelly Riley	Track & Field	1989-92	2009
David Rodely	Track & Field	1988-91	2015
Jerry Rook	Men's Basketball	1962-65	1983
Scott Roper	Football	1986-87	2010
John Rose	Men's Basketball Coach/Track & Field Coach	1963-76	1985
Dana Ryan	Baseball	1965-68	1989
Daniel Ryland	Track & Field	1998-2000, 2002	2014
Don Scaife	Men's Basketball	1973-75	1989
Bobby Scott	Four Sports	1948-51	1992
Elbert Shelley	Football	1983-86	1997
Fred Shepherd	Men's Basketball	1990-93	2002
Doug Shouse	Track & Field	1982-84	2013
James Simmons	Football	1970-72	2006
Joe Slayton	Football	1976-79	2021
Ron Smith	Football	1976-79	2014
Shawna Sparks	Women's Soccer	2002-05	2019
Leslie Speck	Three Sports/Football Coach	1931-35/1936-38	1984
Robert Speer	Football	1973-76	2014
Jerald Spencer	Track & Field	1965-67	2006
Tommy Spiers	Football	1954-56	1998
Rachel Stewart	Women's Golf	1994-97	2019
Paul Stovall	Football/Track & Field	1953-54	2000
Dan Summers	Football	1962-65	1998
Kellie Suttle	Track & Field	1994-96	2016
Clovis Swinney	Football	1967-69	1989
John Tate	Men's Basketball	1986-89	1998
Sonja Tate	Women's Basketball/Track & Field	1990-93	2004
Donnie Taylor	Track & Field	1976-79	2001
Bill Templeton	Football/Football Coach/Assistant AD	1954-56/1963-79/1980-2013	1987
Harold Thomas	Baseball	1953-56	1996
Willard Tilley	Football/Men's Basketball	1939-40	1982
J.A. Tomlinson	Athletic Director/Football Coach/Baseball Coach	1944-76	1982
Jan Troutt	Track & Field	1983-85	1996
Shyla Tucker	Women's Basketball	1991-94	2003
Joe Turner	Football	1960-62	2011
Juli Vaccari	Volleyball	1975-78	1990
Tommy Walker	Football	1980-83	2013
Jim Wagner	Baseball	1967-70	1996
Terry Whiting	Football	1968-71	2016
Sammy Weir	Football/Football Assistant	1960-62/1971-72	1988
Matt Whiteside	Baseball	1987-90	2007
Bob Williams	Track & Field/Track & Field Coach	1975-79/1980-86	1987
J.H. Williams	Men's Basketball	1973-75	2013
Marcia Williams	Women's Tennis/Women's Tennis Coach	1977-80/1980-2011	1993
H.T. Winters	Football/Baseball	1929-32	1983
Jerry Ann Winters	Women's Basketball Coach	1984-95	1994
Bennie Weilhelm	Four Sports	1946-49	1993
Jim Wiseman	Football	1984-87	2007
Richie Voit	Football	1950-53	1989
Kay Woodiel	Three Sports Coach	1974-84	1988
Josh Yates	Baseball	2006-07	2017



ATHLETICS FACILITIES

MEDIA



Arkansas State's athletics programs compete in top-of-the line facilities.

Centennial Bank Stadium, which opened in 1974, has evolved into a beautiful stadium which seats over 30,000 fans. The stadium has undergone a "Centennial Expansion" construction project that covers 40,000 square feet, including the press box and concourse. Construction on a two-level 66,500 square foot operations center in the north end zone was also completed prior to the start of the 2019 season.

The 192,000 square-foot First National Bank Arena is a multi-purpose facility that is home to the A-State basketball, volleyball and indoor track and field teams.

Coaches and student-athletes moved into a new \$2.7 million track and field complex in spring 2004. It contains a newly-resurfaced eight-lane 400-meter track and can be set up for two NCAA venues.

Three local country clubs graciously allow A-State men's and women's golf programs to utilize their facilities for practice and play.

J.A. "Ike" Tomlinson Stadium-Kell Field serves as the home to Red Wolves baseball. Built in 1993, the stadium received complete lighting in 1996, 206 field level seats were added for the 2008 season and a new scoreboard was installed in 2011.

A-State's newest women's program, bowling, competes in the Jonesboro Bowling Center, where a new locker room, lounge and pro shop have been constructed.

The Red Wolves' soccer and track and field teams utilized the same stadium for the first time in school history during the 2014-15 season, as the soccer field was relocated as part of the track facility.

A-State has also completed a new women's soccer and women's tennis facility, which houses both squads' locker rooms, training room, offices and more. New tennis courts were also completed in 2016 as well.

Facilities have received a number of facelifts over the last decade, making sure that the athletics department's "front door" and other sports areas possess a first-class appearance.

Also included in the upgrades have been renovations inside the A-State Football Facility and weight rooms, locker rooms and training rooms at both Centennial Bank Stadium and First National Bank Arena, where new seating has also been installed.



Centennial Bank Stadium




Student Activity Center



Soccer/Tennis Complex




First National Bank Arena



RidgePointe Country Club



FNB Arena Weight Room



Tomlinson Stadium and Kell Field



A-State Tennis Courts



Track & Field/Soccer Complex



Academic Success Center



A Carnegie Research 2 university, Arkansas State University is the second-largest university in the state, and a leader in innovation and collaboration. A-State hosts the first osteopathic medical school in Arkansas, the New York Institute of Technology's College of Osteopathic Medicine, and opened the first U.S.-style residential campus in Mexico in fall of 2017. With its Discover 2025 Strategic Plan as its guide, A-State is engaged in creating new collaboration opportunities including the Center for No-Boundary Thinking, the recently established Institute for Rural Initiatives, and exploring a public-private partnership to bring the first College of Veterinary Medicine to the state. A-State is home to more than 13,000 current students from across America and around the world, and proud to have over 100,000 alumni who are #AStateMade.

Undergraduate experiences are highlighted for the last decade with the Create@State spring conference. Create@State participants have an advantage in achieving the graduate school of their choice, including continuing to advanced degrees at A-State. Research opportunities alongside our faculty are common at A-State with a student-driven research project launched by NASA to the International Space Station in 2022.

A-State begins its second decade offering online curriculum and course work, and remains the largest provider of 100% online degree programs based in the state with 99 degree programs and 18 more set to launch in the upcoming academic year.

Combined with hosting the region's first convention center, the Red Wolf Convention Center and Embassy Suites hotel, a one-mile radius on the A-State campus serves as the cultural hub of the region with the largest concert venue, First National Bank Arena, as well as the largest concert hall and theatre located at Fowler Center.

The Bradbury Art Museum is the region's leading visual arts facility. Arkansas State's Heritage Sites program operates four nationally or internationally known museum locations including the Johnny Cash Boyhood Home and the Hemingway-Pfeiffer Museum. And, the Arkansas State Museum located adjacent to the Dean B. Ellis Library is home to the only accredited natural history museum on a university campus in our state.


Among our academic divisions, the Neil Griffin College of Business is the first named college, and is home to the Delta Center for Economic Development, the Bob Wood Sales Leadership Center, the Women's Leadership Center, and one of the top rated online MBA programs in the region.



One of the region's centers of excellence in media and communication, Arkansas State's School of Media and Journalism is home to an accredited media programs whose students regularly take home national awards, the oldest NPR-member radio station west of the Mississippi (KASU) and a century-long tradition of a student-run newspaper, The Herald.

A-State's College of Nursing and Health Professions is nationally known with collaborative arrangements with NYIT's on-campus medical school. The College of Engineering and Computer Science is home to the Hytrol Materials Handling Laboratory. The College of Education and Behavioral Science operates the one of the largest early childhood services systems in the region.

A-State is the home of the Red Wolves, an FBS Division I athletics program, highlighted by making nine consecutive bowl appearances, back-to-back triple crown conference track titles for men and women, 14 consecutive NCAA bowling championship appearances including national runner-up in 2021, and recently earning both the Bubas Cup (awarded to the Sun Belt Conference's top all-sport award) as well as a record high student-athlete GPA in the same season. Arkansas State sponsors 16 varsity sports teams, including football, cross country, basketball, golf, indoor track, outdoor track and baseball for men; women athletes compete in soccer, outdoor track, cross country, indoor track, bowling, tennis, basketball, volleyball and golf. A-State also sponsors nationally competitive club sport teams like rugby, softball, competitive cheer and dance, and Esports that have earned national titles or national runner-up titles in recent years.





UNIVERSITY ADMINISTRATION

BOARD OF TRUSTEES




Christy Clark
Chair
Little Rock, Ark.



Price Gardner
Vice Chair
Little Rock, Ark.



Niel Crowson
Secretary
Jonesboro, Ark.



Jerry Morgan
Jonesboro, Ark.



Steve Eddington
Benton, Ark.



Bishop Robert G. Rudolph Jr.
Bryant, Ark.



Paul Rowton
Harrisburg, Ark.

UNIVERSITY VICE CHANCELLORS



Dr. Alan Utter
Provost and Executive Vice Chancellor Academic Affairs and Research



Dr. Len Frey
Executive Vice Chancellor Finance and Administration Chief Operating Officer



Jeff Purinton
Vice Chancellor Intercollegiate Athletics



Dr. Erika Krennerich Chudy
Vice Chancellor Advancement Director of Planned Giving



Dr. Thilla Sivakumaran
Vice Chancellor Enrollment Management and Global Outreach



Dr. Bill Smith
Chief Communications Officer



Dr. Martha Spack
Vice Chancellor Student Affairs Dean of Students



Dr. Lonnie Williams
Vice Chancellor Diversity and Community Engagement

INTERCOLLEGIATE ATHLETICS COMMITTEE

The Intercollegiate Athletics Committee (IAC) was formed in the spring of 1997. The IAC reviews and makes recommendations on issues involving the welfare of student-athletes, the role of athletics in campus life, and the athletics program's compliance with the university, conference, and NCAA regulations; serves as a search advisory committee for key athletics program personnel; reviews the role of existing and potential sports programs; and reviews the athletics budget. The committee reports to the Chancellor.

ASU SYSTEM PRESIDENT DR. CHARLES L. WELCH



Dr. Charles L. Welch serves as president of the Arkansas State University System and as one of the state's leading advocates for higher education. He is also Past Chair of the Board of Directors of the American Association of State Colleges and Universities, a Washington, D.C.-based higher education association of nearly 400 public colleges, universities, and systems, and he serves on the Board of Directors of the American Council on Education.

Dr. Welch was named the second president of the ASU System in November 2010 and officially began his new position in April 2011. He is the youngest person to ever serve as president or chancellor of an Arkansas community college and is the youngest university president in Arkansas.

During his tenure, Dr. Welch has hired new chancellors for all seven of the system's campuses. Among the system's major expansion initiatives under his leadership are the merger of Mid-South Community College in West Memphis (now ASU Mid-South); the opening of NYIT College of Osteopathic Medicine at Arkansas State; opening of a \$100 million privately funded A-State campus in Queretaro, Mexico; the merger of College of the Ouachitas in Malvern (now ASU Three Rivers); and the merger of Henderson State University in Arkadelphia. Additionally, the ASU System office was relocated to Little Rock and expanded to enhance its statewide exposure and position in higher education leadership at the State Capitol.

He is co-chair of the executive council of the Arkansas Department of Higher Education. He previously served as president of Henderson, chancellor of the University of Arkansas Community College at Hope; vice chancellor for academic affairs at ASU-Beebe; and dean of university studies at Pulaski Technical College. Dr. Welch also worked at the University of Arkansas at Little Rock and has served as an instructor of education and political science at three different colleges in Arkansas.

A native of Jonesboro, Dr. Welch was a first-generation college student and the first member of either side of his extended family to receive a graduate degree. He received a Bachelor of Arts degree in political science from the University of Arkansas, where he served as president of the student body. He received a Master of Arts degree in political management from George Washington University and a Doctor of Education degree in higher education administration from UALR.

Dr. Welch is past president of the Arkansas Association of Two-Year Colleges and served as chairman of the board of the Arkansas Association of Public Universities. He serves on the Board of Directors for Goodwill Industries of Arkansas, is a former board member for the Arkansas Sheriffs' Youth Ranches, and was inducted into the Arkansas Boys State Hall of Fame. *AY Magazine* named Welch as one of the "Powerful Men of 2013", and in 2005, *Arkansas Business* selected Welch to "40 Under 40," which profiled 40 "intriguing business and political leaders under age 40." His experience in the governmental affairs arena includes serving as a White House intern and on the staffs of U.S. Sen. David Pryor and then-U.S. Rep. Blanche Lincoln.

Dr. Welch and his wife, Mandy, are the parents of three daughters: Wheatley Grace, Emma Caroline, and Ava Claire.



ARKANSAS STATE CHANCELLOR **DR. TODD SHIELDS**

MEDIA



An academic administrator, a nationally known scholar and an unabashed champion for students, staff and faculty, Dr. Todd Shields was named the fourth appointed chancellor and the 14th individual to lead Arkansas State University.

He spent many years at the University of Arkansas where he rose through the ranks to serve as dean of the largest academic unit in Fayetteville. Shields' depth of academic administrative experience spans from department chair to research centers and from deanships of individual colleges to divisions touching all corners of the university. His two most recent academic appointments, dean of the Graduate School and International Education (GSIE) and dean of the Fulbright College of Arts and Sciences, illustrate his leadership strength.

One of Shields' signature contributions to UA was the creation of a School of Art within the college, bolstered by significant endowment gifts to fund construction of a new campus space that serves as a partnership with the city of Fayetteville. A \$120 million gift from the Walton Family Charitable Support Foundation established the School of Art, with a following \$70 million total in support from the Windgate Foundation for the 154,600-square-foot Windgate Studio + Design Center, which anchors a new

art district redevelopment south of the campus core on Dr. Martin Luther King Jr. Boulevard. He also secured \$90 million in software and equipment gifts to programs throughout the Fulbright College.

As the dean of GSIE, Shields collaborated with administration, deans, faculty and staff in every college at UA. He also served as a leader for Fayetteville's Rome Center, a campus hub in the Italian capital. Among the key achievements as graduate dean was increasing overall graduate school enrollment and the number and diversity among international students. During this time, Shields was also responsible for overseeing reviews of all programs across the campus, involving him in a wide range of academic areas from business to education, from architecture to the health professions.

Shields played a pivotal role in the creation of the Diane D. Blair Center of Southern Politics and Society, serving as the founding director of the interdisciplinary research center. Building upon his previous experience as the associate director of the Fulbright Institute of International Relations, the Blair Center became an established resource for programing, curriculum, research and polling for the state and region. Shields followed his time as department chair and Blair Center director with a year as the associate dean of the President William Jefferson Clinton School of Public Service in Little Rock.

He began his academic career as an assistant professor in political science at Arkansas in 1994, and was promoted to associate professor in 1999. He joined the Fulbright Institute of International Relations as its associate director in 2000, and in 2005 became a full professor in political science. For eight years, he also concurrently



chaired the political science department at UA.

Concurrent with his time at the Clinton School, Shields was first appointed interim dean in 2010-11, then permanent dean of GSIE the following academic year. Along with the graduate school, he also supervised international students, study abroad and sponsored international programs on the UA campus.

In 2013, Shields was named interim Fulbright dean, then the permanent dean in July 2014 where he led the college until departing UA to become chancellor at A-State. Fulbright College's three schools, 16 academic departments and 10 research centers span 30 academic programs.

Among numerous achievements during his time as the Fulbright dean was the creation of the Fulbright College Student Success Center. Some of the key retention-based programs included Destination Arkansas Blackboard Assignment to provide orientation to all first-year students, Strategies for Success (S4S) which was a zero-credit course offered to all UA students who fell into academic probation in their first semester to create a plan to improve their academics, and a Life Strategies and Career Awareness Course to improve student achievement. One of the key outcomes of the Student Success Center was a reduction of low grades and failure rates in the college's core courses and increases in first year retention.

He is the co-author of three significant books related to electoral politics: *The Long Southern Strategy: How Chasing White Voters in the South Changed American Politics* (2019); *The Persuadable Voter: Wedge Issues in Presidential Campaigns* won the 2009 Robert E. Lane Award for the best book in political psychology; and his

first book *Money Matters: Campaign Finance Reform and Congressional Elections* was published in 1999. He is also an editor on six other books, has published more than 40 articles and made more than 50 presentations in his research areas of data analytics, public opinion, and election strategies. His efforts have also resulted in more than \$25 million in grants and research support as a principal or co-principal investigator.

He was recently appointed by Governor Asa Hutchinson to serve on the newly reinstated Arkansas Commission on the Status of Women where he serves as co-chair of the subcommittee on research and writing alongside A-State Graduate School Dean Cherrisse Jones-Branch.

Shields earned a Bachelor of Arts in political science and a Bachelor of Arts in psychology in 1990 at Miami University in Oxford, Ohio. He continued his education at the University of Kentucky where he received his Master of Arts in political science in 1991 and his Ph.D. in 1994. In addition, Shields participated in Ohio State University's Summer Institute in Political Psychology in 1993 and Harvard University's Management Development Program in Higher Education in the summer of 2006.

He and his wife, Karen, have two adult children, Savvy and Dane.



VICE CHANCELLOR FOR INTERCOLLEGIATE ATHLETICS **JEFF PURINTON**

MEDIA



Arkansas State University System President Dr. Chuck Welch announced May 4, 2022, that Jeff Purinton, a highly-respected and veteran athletics administrator who most recently spent the last seven years as part of the Alabama Athletics Department's executive staff, has been named the Red Wolves' Vice Chancellor for Intercollegiate Athletics.

Purinton comes to A-State following a 15-year stint at the University of Alabama, but his path to Jonesboro also included professional stops working with the Orange Bowl Committee (2006-07) and the Florida State Athletics Department (1994-2006) while also having a national presence on multiple college football committees.

Purinton most recently served as Alabama's Executive Deputy Director of Athletics after being elevated to the position in 2021, but also held Deputy AD (2019-21), Executive Associate AD (2018-19), Senior Associate AD (2015-18) and Associate Athletics Director for Football Communications (2007-15) titles during his time with the Crimson Tide.

While operating as Executive Deputy Director of Athletics, Purinton was the sport administrator for football as well as the men's and women's golf programs after previously overseeing men's basketball. Additionally, he supervised several departments within athletics, including human resources, marketing and trademark licensing and was the liaison to Crimson Tide Sports Marketing, Alabama's LEARFIELD property.

When current Alabama Director of Athletics Greg Byrne was hired to lead the Crimson Tide in 2017, Purinton was charged with the creation and implementation of the department's new strategic plan. He served on the leadership group that helped develop and launch the department's new fundraising initiative (The Crimson Standard) with a 10-year

goal of raising \$600 million. The first phase of the campaign included renovations to both football locker rooms, the Sports Science Center at the Mal M. Moore Athletic Facility, Rhoads Softball Stadium, as well as recruiting and premium areas at Bryant-Denny Stadium.

Alabama football won six national championships in Purinton's time at UA and took home numerous team and individual national awards. Widely known as one of the best venues in college football, Purinton oversaw the revision of the football game-day production in 2017, improving the overall atmosphere and interaction from the crowd at Bryant-Denny Stadium. Part of that process included the implementation of new LED stadium lighting in 2019, which received positive reviews from both the players and fans.

In March of 2019, Purinton assisted Byrne in the search for a new head men's basketball coach that resulted in the hiring of Nate Oats from Buffalo. In Oats' second season at Alabama (and first full season), the 2020-21 team won both the regular-season and Southeastern Conference Tournament championships for the first time in 30 years and later advanced to the NCAA Sweet 16 and finished No. 5 in the final national rankings. Herb Jones was named SEC Player of the Year and earned All-America honors, while Oats was voted the SEC Coach of the Year. The 2021-22 squad once again advanced to the NCAA Tournament. In 2018, the Tide men's basketball team received an NCAA Tournament bid for the first time since 2012 and earned its first NCAA win since 2006.

In addition to working with several of Alabama's successful athletics teams, Purinton was the department oversight to one of the top Learfield/IMG College groups in the nation in Crimson Tide Sports Marketing. CTSM was selected as the 2017 Learfield Property of the Year after setting record-highs in revenue generation. Alabama has also ranked in the top two in royalties generated among the Collegiate Licensing Company's partner institutions each of the last 11 years and was No. 1 in five of the last six seasons.

In 2021, Alabama football's social media accounts each eclipsed the 1 million follower threshold, becoming the only college athletics team to reach this feat on Facebook, Twitter and Instagram. Combined, Alabama athletics social channels generated north of 1.1 billion impressions in 2020. With ties to social media and some of the other external units, Purinton is on the department's committee responsible for Alabama's plan for

VICE CHANCELLOR FOR INTERCOLLEGIATE ATHLETICS **JEFF PURINTON**



name, image and likeness and assisted with the creation of The Advantage, a comprehensive program that provides Tide student-athletes with the education and tools necessary to build and elevate their personal brands.

Purinton was hired at Alabama in the summer of 2007 as the Associate Athletics Director for Football Communications, handling all external areas of the program for Coach Nick Saban. He has coordinated each of the 12 ESPN College GameDay visits to Tuscaloosa as Alabama has hosted the show more than any other school during that time frame. In addition to building and maintaining relationships with national media and the marketing/promotion of Crimson Tide football, Purinton helped strategize and implement plans for the Crimson Caravan (spring booster tour). He was promoted to oversee all external areas within the department as well as the Crimson Tide Celebrity Golf Tournament beginning in June of 2015.

In 2006, Purinton was hired by the Orange Bowl Committee (OBC) as the Director of Media Relations and Communications. That year, the OBC eclipsed attendance and revenue goals for the Basketball Classic, Fan Fest, Pre-game Tailgate Party and Fed Ex Orange Bowl (Louisville versus Wake Forest). Purinton also produced a weekly Orange Bowl radio show and a television program that featured the bowl-sponsored youth football initiative. He led planning for the 2009 BCS National Championship Game which included a \$1.4 million media budget.

Prior to the Orange Bowl and Alabama, Purinton spent more than a decade at Florida State University working in various roles in the athletics department. He began as a student assistant in sports information during his undergraduate years, and followed up as a graduate assistant in 1998. He was promoted to a full-time role as assistant SID in 1999, where he worked directly with two of the winningest coaches in college history in Head Football Coach Bobby Bowden and Head Baseball Coach Mike Martin. In addition to the baseball and football SID duties, Purinton was the travel advance coordinator for the football program from 1999-2006.

In total, Purinton worked with 12 bowl teams at FSU including the 2000 Sugar Bowl where FSU defeated Virginia Tech to win the 1999 national title. He made two trips to the College World Series as the SID for the Seminole baseball program (1999 and 2000). In the 1999 season with FSU baseball, Marshall McDougall set the NCAA record with six

home runs in a single game, and that team went on to finish runner-up at the national championship. From 2004-06, Purinton was the primary Sports Information Director for football.

Purinton has served on several College Football National Championship Game media coordination committees while working at Alabama and the Orange Bowl and was a member of the College Football 150th Anniversary Committee. He has successfully helped promote four Heisman Trophy winning campaigns (Chris Weinke at Florida State; Mark Ingram, Derrick Henry, DeVonta Smith at Alabama) along with a Campbell Trophy winner (Barrett Jones at Alabama).

Purinton is a member of the National Association of Collegiate Director of Athletics and the Football Writers Associate of America. He was a 2019 NEXT UP honoree by CollegeAD and was selected to attend the NACDA AD Mentoring Institute (2017 & 2019) and the Lead1 Institute (2018). From 2016-17, Purinton served as the athletics department coordinator for the University's United Way campaign.

A native of Palatka, Fla., Purinton received his bachelor's degree in sports management and master's in athletics administration at Florida State University. He and his wife Julie have two daughters, Jillian and Josie.



The Purintonn Family
Josie, Jillian, Julie, Jeff

MEDIA



MEDIA INFORMATION

MEDIA


ATHLETICS MEDIA RELATIONS STAFF



Jerry Scott
Director
Office: (870) 972-3405
Cell: (870) 243-6021
jscott@astate.edu



Mark Taylor
Associate Director
Office: (870) 972-3547
Cell: (870) 219-5705
martaylor@astate.edu



Caleb Garner
Assistant Director
Office: (870) 972-4707
Cell: (870) 316-3382
rgarner@astate.edu

Primary Phone/FAX: (870) 972-2541/3367

Mailing Address:

P.O. Box 1000, State University, AR 72467

Delivery Address:

217 Olympic Dr., Jonesboro, AR 72401

PRESS BOX: The press box at Centennial Bank Stadium is a multi-level facility located on the west side of the stadium complex. It has elevator service to the media levels used by working media representatives. The press box houses a photo deck, television booths, radio booths, sports-writers and statisticians. The press box is equipped with phone lines, high-speed internet connections and wireless internet service. Admittance to these levels is by special credentials issued only by the A-State Athletics Media Relations Department. The credential must be shown to the elevator operator.

CREDENTIALS: Requests with names should be made as far in advance as possible because of space limitations. Requests are honored from official media outlets. Requests from individuals not employed by a media outlet, including freelance photographers, will not be considered. Because of space limitations, some requests may be filled with a game ticket instead. Passes will be mailed to valid applicants as long as time permits; otherwise, they may be claimed at the "Media Will Call" window. Spouses, dates, children (under the age of

18), and non-workers are NOT permitted in the press box. Passes must be displayed at all times during the game. A-State reserves the right to revoke passes and privileges at any time due to misrepresentation or misconduct. Credentials are not transferable. Direct ALL requests for home game credentials to the A-State Athletics Media Relations Department. Requests for road game credentials should be made to the Sports Information Directors of the host institution.

MEDIA WILL CALL: If time does not permit to mail, credentials may be picked up at Media Will Call. The Ticket Office is open on game day beginning at 10:00 a.m., until two hours before kickoff. At that time, media representatives may pick up credentials by showing a photo ID at the stadium.

PARKING: Parking is available for the working media. Parking information is available through the A-State Athletics Media Relations Department. Parking is on a first-come-first-served basis. Show the parking credential to the parking attendant and you will be allowed in the parking lot if space permits.

GAME-DAY RADIO/TELEVISION: Radio broadcasts of A-State football games are part of the EAB Red Wolves Sports Network. Stations wishing to receive the broadcasts or needing more information about the EAB Red Wolves Sports Network should contact Brad Bobo with East Arkansas Broadcasters at 870-236-0363. Only the "official" radio outlet of the visiting team, as designated by the visiting sports information director, will be permitted originating privileges unless special permission is obtained by the A-State Director of Media Relations. Radio booths are located on the press level of the press box. Both the home and visitor booths contain two dial-up lines and an ISDN line. There is also a dry pair hookup in both the home and visitor's dressing room for post-game radio interviews. For additional telephone information, contact the A-State Telecommunications Office at 870-972-2542.

SATELLITE TRUCKS: Any outlet using a satellite truck must request access and have the truck in place five hours prior to kickoff. Contact the Media Relations Office.



PHOTOGRAPHERS: Credentials are required to shoot from either the photo deck or the sidelines and are issued by the Media Relations Department. Certified photographers of newspapers, magazines, wire services, and TV stations must request passes in writing. Credentials must be visible at all times. Freelance photography is prohibited. No credentials will be issued to freelance photographers. Photographers are not permitted to shoot between the 25-yard lines. No one is permitted in the bench area, on the playing field or in the 12-foot area between the limit line and the sideline any time after competition begins, including timeouts. Photographers working on the field level may not obstruct the view of a ticket purchaser. No media personnel or their equipment shall be in the team area or coaching box, and no media personnel shall communicate in any way with persons in the team area or coaching box.

GAME SERVICES: Programs, notes, reference guides, flip cards, statistics, quotes, play-by-play and live statistics (StatBroadcast) are provided. Books of all information will be available after the game. The press box refreshment bar, with complimentary soft drinks, pregame meal and snacks, is open before and throughout the game.

LOCKER ROOM POLICY: A-State's locker room is closed to all media both at Centennial Bank Stadium and on the road. The equipment room and athletic training room are off limits to the media. Media members wishing to interview any players following the game may submit a list of players they wish to interview to the Director of Media Relations during the game. All media members will have access to players and the head coach in the auditorium of the Centennial Bank Athletics Operations Center.

PLAYER INTERVIEWS: All telephone or in-person interviews with any of the players must be arranged through the Media Relations Office. No player telephone numbers or housing information will be given out, but arrangements will be made for players to return calls to media members at a mutually agreed upon time. When visiting practice sessions, media members are encouraged to conduct interviews with players after practice.

PRACTICES: Practices will be announced as open or closed through the A-State Media Relations Department. Video crews wishing to film practice must notify the Media Relations Office in advance. If TV crews wish to interview a player or coach, please notify the Director of Media Relations.

WEEKLY MEDIA CONFERENCES: Media representatives are encouraged to visit with Head Coach Butch Jones during his weekly press conference. Quotes from the press conference and game notes are available online (www.AstateRedWolves.com). Those wishing to receive weekly releases should send your e-mail address to the Media Relations Office. Media representatives can receive the notes through a PDF format. Notes can also be faxed to the media outlet.

COLLEGE PRESS BOX: Media can access notes, quotes, stats, media information and much more from Arkansas State and its opponents on the Sun Belt section of CollegePressBox.com. To access the site, visit www.collegepressbox.com. For the site's username and password, please contact the A-State Media Relations Office.

BEST TIME TO CALL HEAD COACH: If you find it impossible to attend the regular media conference with Butch Jones, interviews can be arranged by contacting Media Relations.

INJURY INFORMATION POLICY: A student-athlete's health information is protected by federal regulations under either the Health Information Portability and Accountability (HIPPA) or the Family Educational Rights and Privacy Act of 1974 (the Buckley Amendment) and may not be disclosed without either the student-athlete's authorization under HIPPA or their consent under the Buckley Amendment. Authorized/consented injury information pertaining to a student-athlete shall be released to the media through the Media Relations Department after being authorized by the athletic trainer and head football coach. Team physicians may be available to offer explanation on injuries if requested by the athletic trainer and head coach. Any sideline or locker room report made to the media shall be made by an athletic trainer, team physician, or media relations staff representative.



MEDIA INFORMATION

MEDIA

The EAB Red Wolves Sports Network will broadcast every A-State football game during the 2022 season, originating from flagship station 107.9 FM (KFIN).

Calling play-by-play for the Red Wolves will be Matt Stolz, who is entering his 18th season as the voice of the Red Wolves. Stolz earned his bachelor's in Radio, Television and Film from the University of North Texas in 2000 and has over 24 years of experience in play-by-play role.

An Arkansas State University alumnus and four-year football letterman from 2010-13, Phillip Butterfield is in his second season as an analyst for the EAB Red Wolves Sports Network. Butterfield helped lead A-State to three consecutive Sun Belt Conference championships and three bowl games from 2011-13 as a quarterback for the Red Wolves. The former team captain played under four different head coaches, including Steve Roberts, Hugh Freeze, Gus Malzahn and Bryan Harsin.

Brad Bobo is entering his 20th year working with the Arkansas State football radio broadcasts. Bobo, who earned his bachelor's degree from Arkansas State University in 1999, also hosts a highly-rated afternoon sports-talk show ("The Drive") on East Arkansas Broadcasters' 95.3 FM The Ticket.

The Arkansas State University family lost one of their all-time greats with the passing Sept. 26, 2015, of Bill Keedy, a treasured alumnus and member of the Red Wolves' football broadcast team since 2000. Affectionately known to many simply as "Coach," the 1969 Arkansas State University alumnus spent 15 years in the booth for many of A-State's biggest games. In honor of the Arkansas Sports Hall of Fame inductee, the home radio broadcast location at Centennial Bank Stadium has been renamed the "Coach Bill Keedy Radio Booth." The Red Wolves also wore a commemorative "BK" decal on the back of their helmets in honor of "Coach."

EAB RED WOLVES SPORTS NETWORK

KFIN 107.9 FM	Jonesboro (Flagship)
KARV 93.1 FM	Russellville
KRLW 100.1 FM	Walnut Ridge/Pocahontas
KTRQ 100.1 FM	Colt/Memphis
KARV 101.3 FM	Russellville
KDPX 101.3 FM	Pine Bluff
KCTT 101.7 FM	Mountain Home
KQEW 102.3 FM	Fordyce
KTRQ 102.3 FM	Colt/Memphis
KOTN 102.5 FM	Gould/Monticello
KWYN 102.9 FM	Wynne/West Memphis
KRLW 103.1 FM	Walnut Ridge/Pocahontas
KOOU 104.7 FM	Hardy
KWAK 105.5 FM	Stuttgart
KBZU 106.7 FM	Benton/Little Rock
KWYN 106.9 FM	Wynne/West Memphis
KARV 610 AM	Russellville
KRLW 1320 AM	Walnut Ridge/Pocahontas
KFFA 1360 AM	Helena
KWYN 1400 AM	Wynne/West Memphis



Brad Bobo, Phillip Butterfield, Matt Stolz



PRINT/ONLINE MEDIA

Jonesboro Sun

P.O. Box 1249, Jonesboro, AR 72403
870-935-5525 (Phone), 870-935-5823 (Fax)
sports@jonesborosun.com

Arkansas Democrat-Gazette

P.O. Box 2221, Little Rock, AR 72203
501-378-3411 (Phone), 501-375-4521 (Fax)
sports@arkansasonline.com

Associated Press

10802 Executive Center Dr., Suite 100
Little Rock, AR 72211
501-225-3668 (Phone), 501-225-3249 (Fax)

The Herald

P.O. Box 1930, State University, AR 72467
870-972-3076 (Phone), 870-910-8042 (Fax)
herald@astate.edu

Memphis Commercial Appeal

495 Union Avenue, Memphis, TN 38101
800-444-6397 (Phone), 901-529-2362 (Fax)
sports@gomemphis.com

Stephens Media Group

401 South Victory, Little Rock, AR 72201
501-734-0699 (Office), 501-374-0860 (Fax)

AStateNation.com

501-680-7335 (Phone)
jeff@arkst.com

RedWolfReport.com

870-370-6410 (Phone)
luke@arkansasravens.com

TELEVISION

KAIT-TV (ABC/NBC)

P.O. Box 790, Jonesboro, AR 72403
870-931-8888 (Phone), 870-933-8058 (Fax)
sports@kait8.com

KJNB-TV (CBS/FOX)

2400 E. Highland Dr., Jonesboro, AR 72401
901-896-6088 (Phone), 870-933-8058 (Fax)
sports@kjnb.com

ASU-TV

P.O. Box 2160, State University, AR 72467
870-972-3070 (Phone), 870-972-3828 (Fax)
ccpillow@astate.edu

KARK-TV (NBC)

1401 West Capitol Ave., Suite 104
Little Rock, AR 72201
501-340-4444 (Phone), 501-375-1961 (Fax)
sports@kark.com

KATV-TV (ABC)

401 South Main, Little Rock, AR 72201
501-372-7777 (Phone), 501-324-7546 (Fax)
sports@katv.com

KTHV-TV (CBS)

8th & IZard, Little Rock, AR 72203
501-244-4572 (Phone), 501-376-1645 (Fax)
sports@todaysthv.com

KLRT-TV (FOX)

10800 Colonel Gleen Road, Little Rock, AR 72204
501-217-4257 (Phone), 501-227-0855 (Fax)
sports@fox16.com

WREG-TV (CBS)

803 Channel 3 Drive, Memphis, TN 38104
901-527-9336 (Phone), 901-577-0198 (Fax)
gleen.carver@wreg.com

WMC-TV (NBC)

1960 Union Avenue, Memphis, TN 38104
901-726-0416 (Phone), 901-278-7633 (Fax)
jgreer@wmcstations.com

WHBQ-TV (FOX)

485 S. Highland Street, Memphis, TN 38111
901-320-1313 (Phone), 901-320-1366 (Fax)
Peter.Fleischer@coxinc.com

WPTY-TV (ABC)

2701 Union Extended, Memphis TN 38112
901-323-2430 (Phone), 901-452-1820 (Fax)
eyewitnessnews@abc24.com

RADIO

KASU (91.9 FM)

P.O. Box 2160, State University, AR 72467
870-972-3070

East Arkansas Broadcasters

403 West Parker Road, Jonesboro, AR 72401

KWHF (95.9 FM) | 870-934-5009

KBTM (1230 AM & 101.3 FM) | 870-935-5597

KFIN (107.9 FM) | 870-932-1079

KIYS (101.7 FM) | 870-935-5598

KNEA (970 AM & 95.3 FM) | 870-932-8400

Jonesboro Radio Group

314 Union, Jonesboro, AR 72401

KDXY (104.9 FM) | 870-933-8800

KEGI (100.5 FM) | 870-934-5009

ESPN Radio (92.7 FM) | 870-933-8800

KJBX (106.3 FM) | 870-933-8800

KDXY-HD2 (107.5 FM) | 870-933-8800

KJBX-HD2 (98.5 FM) | 501-823-0933

KKSP The Source (93.3 FM) | 501-823-0933

KPOC/KRLW (103.1 FM & 1320 AM) | 870-886-6666

KABZ (103.7 FM The Buzz) | 501-661-1037

ESPN Radio (730 AM) | 901-522-1919

WHBQ (Sports 560 AM) | 901-522-1919



Jonesboro, home of Arkansas State University, weighs in as the largest city in Northeast Arkansas. As a matter of fact, if you form a triangle by connecting Little Rock, St. Louis and Memphis, Jonesboro stands out as the largest metropolitan city in what amounts to a 17,000 square mile triangular area.

Jonesboro is a great city of over 70,000, and is always ready to welcome incoming A-State students from the moment they arrive in town. The booming community has matured over the past half century into a regional center for cultural, educational, industrial, commercial, agricultural, communication, transportation, recreational and medical interests. It contains almost every convenience of a big city and every comfort of a small town.

The community is alive with cultural events such as the art exhibitions, theatrical and musical productions, not only on campus but in the city itself through the Jonesboro Fine Arts Council, NEA Foundation of Arts, the Forum and Northeast Arkansas Symphony.

Jonesboro is also the medical hub of northeast Arkansas and southeast Missouri, with two major hospitals and countless medical professionals. The city is also a shopping mecca, offering a modern business district as well as quaint downtown antique shops and restaurants.

One of the five largest cities in Arkansas, Jonesboro is located between the vast and fertile Mississippi River and the cultural and scenic richness of the Ozark Mountains. It is nestled about 70 miles west of Memphis, Tennessee, on the gentle slopes of Crowley's Ridge.

Jonesboro is a comfortable one hour drive from Memphis, two hours from Little Rock and four hours from St. Louis. The City and University have meshed resources in recent years and have truly become the "capital" of the northeast quadrant of the state.

Northeast Arkansas is a recreation haven for the person who enjoys water sports, fishing, hunting, and boating as well as the joys of unspoiled nature. Jonesboro and the surrounding area have an abundance of lakes, rivers, ponds, streams and forests to serve as nature's playgrounds for the avid outdoors person.



A DIFFERENT BREED

#1 RECRUITING CLASS
IN THE **SUN BELT**

#2 RECRUITING CLASS
IN **GROUP OF 5**

**TOP
FIFTY** RECRUITING CLASS
IN THE **COUNTRY**

**HIGHEST
RANKED** RECRUITING CLASS
IN **SCHOOL HISTORY**

NATIONAL SIGNING DAY 2022





ARKANSAS STATE FOOTBALL SCHEDULE

SEPT. 3 **GRAMBLING STATE**

6:00 PM CT

SEPT. 10 @OHIO STATE

11:00 AM CT

SEPT. 17 @MEMPHIS

6:00 PM CT

SEPT. 24 @OLD DOMINION

TBA

OCT. 1 **LOUISIANA-MONROE**

TBA

OCT. 8 **JAMES MADISON**

TBA

OCT. 15 @SOUTHERN MISS

TBA

OCT. 22 @LOUISIANA

TBA

OCT. 29 **SOUTH ALABAMA**

TBA

NOV. 12 **UMASS**

TBA

NOV. 19 @TEXAS STATE

4:00 PM CT

NOV. 26 **TROY**

TBA

DEC. 3 **SBC CHAMPIONSHIP**

■ -HOME ■ -AWAY