

## SCHEDULE/RESULTS

SBC: 7-7 | Non-Conference: 9-3  
Home: 10-3 | Away: 6-7 | Neutral: 0-0

### NOVEMBER

9	Harding	81-55, W
12	at #11 Illinois	53-92, L
15	Central Baptist College	90-63, W
19	at Southeast Missouri	72-60, W

CollegeInsider.com

Eracism Invitational (Jonesboro, Ark.)

26	Morehead State	51-75, L
28	Kansas City	66-55, W

● ○ ○ ○

### DECEMBER

4	Central Arkansas	95-82, W
8	at Arkansas-Pine Bluff	84-73, W
11	at Mississippi Valley State	82-77, W
14	at #25 Texas Tech	62-75, L
19	Air Force	68-46, W
21	Lyon College	88-66, W
30	Georgia State*	CANCELED

● ○ ○ ○

### JANUARY

1	Georgia Southern*	74-56, W
6	at Louisiana*	77-83 <sup>OT</sup> , L
8	at ULM*	90-83, W
13	Little Rock*	CANCELED
15	at Little Rock*	CANCELED
20	UT Arlington*	75-70, W
22	Texas State*	67-60, W
27	at Appalachian State*	54-61, L
29	at Coastal Carolina*	73-66, W

● ● ● ●

### FEBRUARY

3	ULM*	59-60, L
5	Louisiana*	67-58, W
10	at Troy*	77-79, L
12	at South Alabama*	51-70, L
17	at Texas State*	67-84, L
19	at UT Arlington	58-49, W
23	Coastal Carolina*	69-74, L
25	Appalachian State*	7:00 PM

● ● ● ●

### MARCH

Sun Belt Tournament (Pensacola, Fla.)

3	Sun Belt First Round	TBA
5	Sun Belt Quarterfinal	TBA
6	Sun Belt Semifinal	4/7:30 PM
7	Sun Belt Final	5:00 PM

\* Sun Belt Conference Game

All times listed in Central Standard Time (CST)

## IN THESE NOTES

Broadcast Sheet with Career Highs.....	2
Radio/TV Roster.....	3
Series Info.....	4
Notables.....	4-6
Sun Belt Conference Update.....	7
Statistical Trends.....	8
The Last Time.....	9-10
Game-By-Game Stats.....	11
Miscellaneous Stats.....	12
Box Scores.....	13-17
Highs & Lows.....	18
Player Pages.....	19-26
Conference Only Stats.....	27
Season Stats.....	28

GAME  
27

## ARKANSAS STATE

16-10 • 7-7 Sun Belt

FRIDAY, FEB. 25, 2022 • 7:00 PM • JONESBORO, ARK.

VS

## APPALACHIAN STATE

18-12 • 12-5 Sun Belt



### ARKANSAS STATE RED WOLVES

Head Coach Mike Balado

Record at A-State 67-79 (5th Year)

Overall Record Same



### APPALACHIAN STATE MOUNTAINEERS

Head Coach Dustin Kerns

Record at APP 53-39 (3rd Year)

Overall Record 84-76 (5th Year)

### GAME INFORMATION

Facility First National Bank Arena

TV ESPN+

Radio EAB Red Wolves Sports Network

Live Stats AStateRedWolves.com

Series Record App State leads 8-6

At Jonesboro A-State leads 4-3

Last Meeting 54-61 (Jan. 27, 2022)

Up Next SBC Tournament | March 3-7

## STAT LEADERS

POINTS PER GAME		
A-STATE	Norchad Omier	17.4
APP	Adrian Delph	17.2
REBOUNDS PER GAME		
A-STATE	Norchad Omier	12.1
APP	James Lewis Jr.	6.1
ASSISTS PER GAME		
A-STATE	Caleb Fields	4.5
APP	Michael Almonacy	3.1
STEALS PER GAME		
A-STATE	Desi Sills	1.8
APP	Donovan Gregory	1.3
BLOCKS PER GAME		
A-STATE	Norchad Omier	2.1
APP	James Lewis Jr.	0.5
3-POINTERS		
A-STATE	Marquis Eaton	33
APP	Adrian Delph	89
FIELD-GOAL PERCENTAGE		
A-STATE	Norchad Omier	.654
APP	James Lewis Jr.	.538
FREE-THROW PERCENTAGE		
A-STATE	Marquis Eaton	.889
APP	Adrian Delph	.767

## TALE OF THE TAPE

A-STATE	STATISTIC	APP
71.2	Points Per Game	66.9
68.2	Opp. Points Per Game	62.4
+3.0	Scoring Margin	+4.5
35.6	Rebounds Per Game	35.3
+1.5	Rebound Margin	+0.6
16.0	Assists Per Game	12.8
13.9	Turnovers Per Game	9.9
+0.2	Turnover Margin	-2.2
1.2	Assist/Turnover Ratio	1.3
3.6	Blocks Per Game	2.3
7.9	Steals Per Game	5.7
.454	Field-Goal %	.418
.429	Opp. Field Goal %	.418
.311	3-Pt Field-Goal %	.326
.329	Opp. 3-Pt Field-Goal %	.297
.747	Free-Throw %	.649

## PROJECTED STARTERS (Based off last game)

No.	Name	Position	Class	Height	Weight	Hometown	PTS	REB	AST
0	Caleb Fields	G	So.	6-0	192	Lewisburg, Tenn.	7.4	3.7	4.5
3	Desi Sills	G	Jr.	6-2	195	Jonesboro, Ark.	12.7	3.4	3.0
15	Norchad Omier	F	Fr.	6-7	232	Bluefields, Nicaragua	17.4	12.1	2.1*
22	Keyon Wesley	F	Jr.	6-9	176	Chesilhurst, N.J.	4.6	3.6	0.9
23	Marquis Eaton	G	Sr.	6-2	202	Helena, Ark.	11.6	2.7	3.5

## RESERVES

No.	Name	Position	Class	Height	Weight	Hometown	PTS	REB	AST
1	Markise Davis	G/F	Jr.	6-8	195	Oxford, Ala.	6.3	2.5	0.9
2	Avery Felts	G	rFr.	6-2	192	Jonesboro, Ark.	3.7	1.5	0.7
5	Christian Willis	G	Sr.	6-2	195	Belleville, Ill.	1.9	1.3	0.6
10	Malcolm Farrington	G	rFr.	6-3	201	West Palm Beach, Fla.	3.8	1.2	0.6
11	Lazar Grbovic	F	Fr.	6-8	230	Belgrade, Serbia	2.1	1.1	0.1
12	Nicolas Tingling	G	Fr.	6-1	180	Port Saint Lucie, Fla.	0.8	0.4	0.9
13	Mario Fantina	G	Fr.	6-4	192	Sveti Filip i Jakov, Croatia	1.6	0.9	0.1
21	Cheikh Ndour	F	Fr.	6-7	228	Medina, Senegal	0.0	0.4	0.2
24	Caleb London	G	Fr.	6-4	195	Memphis, Tenn.	2.5	3.5	0.0
50	Antwon Jackson	F	So.	6-7	280	Las Vegas, Nev.	3.5	2.6	0.6

\* Blocks Per Game



## RED WOLVES AT A GLANCE

RECORD  
**16-10**

SUN BELT RECORD  
**7-7**

LAST GAME  
**69-74, L**  
vs Coastal Carolina

Head Coach



**Mike Balado**

Assistant Coach



**Brent Crews**

Assistant Coach



**Mike Scutero**

Assistant Coach



**Ian Young**

	FG		3PT		FT		REBOUNDS												
	FG-FGA	FG%	3FG-FGA	3FG%	FT-FTA	FT%	OFF	DEF	TOT	AVG	PF	DQ	A	TO	BLK	STL	PTS	AVG	
A-State	671-1479	.454	141-454	.311	367-491	.747	260	665	925	35.6	432	6	417	362	93	206	1850	71.2	
Opponent	650-1515	.429	163-496	.329	309-446	.693	271	616	887	34.1	449	9	314	366	84	185	1772	68.2	
App State	734-1754	.418	244-749	.326	296-456	.649	303	755	1058	35.3	386	3	385	298	68	172	2008	66.9	
Opponent	702-1679	.418	197-663	.297	272-359	.758	255	785	1040	34.7	452	5	388	363	91	148	1873	62.4	

0

### CALEB FIELDS

G | So. | 6-0 | 190 | Lewisburg, Tenn. | Aspire Academy

PPG	RPG	APG	FG%	3FG%	FT%	MPG
7.4	3.7	4.5	.332	.267	.823	31.0
7.1	3.8	4.5	.307	.238	.824	32.3

Pts: ..22, 2x, at Morehead State | 11-29-20  
Rebs: .....11 at ULM | 1-8-22  
Asts: ..... 9 vs Louisiana | 2-5-22

Blks: .....2 vs Georgia Southern | 1-1-22  
Stls: .....3, 6x, vs Coastal Carolina | 2-23-22  
Mins: .....42 at Louisiana | 1-6-22

1

### MARKISE DAVIS

(Mark-keese)

G/F | Jr. | 6-8 | 195 | Oxford, Ala. | Wallace State CC

PPG	RPG	APG	FG%	3FG%	FT%	MPG
6.3	2.5	0.9	.509	.313	.750	17.4
6.6	2.6	1.2	.473	.267	.769	17.6

Pts: ..... 22 at ULM | 1-1-21  
Rebs: ..... 6 vs Georgia Southern | 1-1-22  
Asts: ..... 6 at UT Arlington | 2-19-22

Blks: ..... 1, 10x, vs Louisiana | 2-5-22  
Stls: .....3, 2x, vs Louisiana | 2-5-22  
Mins: ..... 34 at Texas Tech | 12-14-21

2

### AVERY FELTS

G | rFr. | 6-2 | 192 | Jonesboro, Ark. | Westside HS

PPG	RPG	APG	FG%	3FG%	FT%	MPG
3.7	1.5	0.7	.464	.463	.500	15.0
5.0	1.6	0.9	.469	.444	.500	16.6

Pts: .... 13, 2x, at Coastal Carolina | 1-29-22  
Rebs: . 4 vs Champion Christian | 12-20-20  
Asts: ..... 4 vs Louisiana | 2-5-21

Blks: ..... 2 at SEMO | 11-19-21  
Stls: .....3, 2x, vs Lyon | 12-21-21  
Mins: ..... 24 vs Louisiana | 2-5-21

3

### DESI SILLS

G | Jr. | 6-2 | 195 | Jonesboro, Ark. | Arkansas

PPG	RPG	APG	FG%	3FG%	FT%	MPG
12.7	3.4	3.0	.445	.258	.731	29.3
11.4	4.1	2.9	.413	.286	.769	31.3

Pts: ..... 25 at UAPB | 12-8-21  
Rebs: ..... 10 vs Oral Roberts | 12-20-20  
Asts: ..... 9 at Texas Tech | 12-14-21

Blks: ..... 2, 2x, at UAPB | 12-8-21  
Stls: ..... 5 vs Georgia Southern | 1-1-22  
Mins: ..... 41 at Louisiana | 1-6-22

5

### CHRISTIAN WILLIS

G/F | Jr. | 6-8 | 195 | Oxford, Ala. | Wallace State CC

PPG	RPG	APG	FG%	3FG%	FT%	MPG
1.9	1.3	0.6	.324	.250	.143	12.1
0.8	0.8	0.3	.250	.000	.500	10.0

Pts: ..... 17 vs South Alabama | 1-23-20  
Rebs: ..... 7 vs UAPB | 12-9-20  
Asts: ..... 6 vs South Alabama | 1-23-20

Blks: ..... 2 vs UAPB | 12-9-20  
Stls: ..... 3, 2x, vs Omaha | 12-3-19  
Mins: ..... 37 vs UAPB | 12-9-20

10

### MALCOLM FARRINGTON

G | rFr. | 6-3 | 201 | West Palm Beach, Fla. | DME Academy

PPG	RPG	APG	FG%	3FG%	FT%	MPG
3.8	1.2	0.6	.327	.310	.750	12.6
3.4	1.4	0.6	.281	.271	.750	12.8

Pts: ..... 16 vs Georgia Southern | 3-5-21  
Rebs: ..... 5 at South Alabama | 2-12-22  
Asts: .... 3, 2x, vs Coastal Carolina | 2-23-22

Blks: ..... 1, 4x, at South Alabama | 2-12-22  
Stls: .....3 vs UT Arlington | 12-4-20  
Mins: ..... 28 at App State | 1-27-22

11

### LAZAR GRBOVIC

(Lah-zar Grow-buh-vich)

F | Fr. | 6-8 | 230 | Belgrade, Serbia | Proleter Naftagas

PPG	RPG	APG	FG%	3FG%	FT%	MPG
2.1	1.1	0.1	.500	.500	.636	5.4
0.3	0.0	0.0	.333	.000	.000	2.7

Pts: .....17 vs Crowley's Ridge | 12-4-20  
Rebs: .5, 2x, vs Champion Christian | 12-20-20  
Asts: ..1, 2x, vs Champion Christian | 12-20-20

Blks: ..... 1 at MVSU | 12-11-21  
Stls: ..... 1 vs Crowley's Ridge | 12-4-20  
Mins: ..... 16 vs UAPB | 12-9-20

12

### NICOLAS TINGLING

G | Fr. | 6-1 | 180 | Port Saint Lucie, Fla. | Cardinal Newman HS

PPG	RPG	APG	FG%	3FG%	FT%	MPG
0.8	0.4	0.9	.500	.000	1.000	2.5
0.0	0.0	1.0	.000	.000	.000	2.0

Pts: .....2, 3x, vs Lyon | 12-21-21  
Rebs: ..... 2 at Illinois | 11-12-21  
Asts: ..... 3 vs CBC | 11-15-21

Blks: .....  
Stls: .....  
Mins: ..... 4 vs Harding | 11-9-21

13

### MARIO FANTINA

G | Fr. | 6-4 | 192 | Sveti Filip i Jakov, Croatia | KK Zadar

PPG	RPG	APG	FG%	3FG%	FT%	MPG
1.6	0.9	0.1	.400	.400	.000	4.7
3.3	1.7	0.0	.444	.333	.000	7.3

Pts: ..... 8 at South Alabama | 2-12-22  
Rebs: ..... 3 at South Alabama | 2-12-22  
Asts: ..... 3 vs Crowley's Ridge | 12-4-20

Blks: ..... 1 vs CBC | 11-15-21  
Stls: ..... 1, 3x, at South Alabama | 2-12-22  
Mins: ..... 15 at South Alabama | 2-12-22

15

### NORCHAD OMIER

(Nor-chad O-mear)

F | Fr. | 6-7 | 232 | Bluefields, Nicaragua | Miami (Fla.) Prep

PPG	RPG	APG	FG%	3FG%	FT%	MPG
17.4	12.1	1.2	.654	.333	.722	28.6
19.6	13.6	1.2	.646	.000	.724	33.5

Pts: .....31, 2x, at Troy | 2-10-22  
Rebs: ..... 26 vs ULM | 2-3-22  
Asts: .... 3, 5x, vs Coastal Carolina | 2-23-22

Blks: ..... 6 vs Air Force | 12-19-21  
Stls: ..... 5 vs Coastal Carolina | 2-23-22  
Mins: ..... 39, 2x, vs Texas State | 1-22-22

21

### SHEIKH NDOUR

(Sheek En-durel)

F | Fr. | 6-7 | 228 | Fr. | Medina, Senegal | Miami (Fla.) Prep

PPG	RPG	APG	FG%	3FG%	FT%	MPG
0.0	0.4	0.2	.000	.000	.000	2.0
0.0	0.0	0.0	.000	.000	.000	0.0

Pts: ..... 3 vs Crowley's Ridge | 12-4-20  
Rebs: . 2 vs Champion Christian | 12-20-20  
Asts: .....

Blks: ..... 1 vs Crowley's Ridge | 12-4-20  
Stls: .....  
Mins: ..... 6 vs Crowley's Ridge | 12-4-20

22

### KEYON WESLEY

(Key-ahn)

F | Jr. | 6-9 | 176 | Chesilhurst, N.J. | USC Salkehatchie

PPG	RPG	APG	FG%	3FG%	FT%	MPG
4.6	3.6	0.9	.516	.000	.559	20.4
3.9	2.5	0.8	.500	.000	.500	19.8

Pts: .....20 vs Crowley's Ridge | 12-4-20  
Rebs: .....13 vs UT Arlington | 1-29-21  
Asts: .....3 at UT Arlington | 2-26-21

Blks: .....1, 2x, vs Georgia Southern | 3-5-21  
Stls: ..... 3 vs Harding | 11-9-21  
Mins: ..... 36 at UAPB | 12-8-21

23

### MARQUIS EATON

(Mar-keese)

G | Sr. | 6-2 | 202 | Sr. | Helena, Ark. | Jonesboro HS

PPG	RPG	APG	FG%	3FG%	FT%	MPG
11.6	2.7	3.5	.370	.320	.889	31.2
11.2	2.4	3.5	.322	.290	.854	32.3

Pts: ..... 32 vs Louisiana | 2-5-21  
Rebs: ..... 9, 2x, vs Louisiana | 12-18-19  
Asts: ..... 10, 2x, vs Louisiana | 2-6-21

Blks: ..... 2 vs Louisiana | 3-9-19  
Stls: ..... 5 vs Troy | 1-11-20  
Mins: ..... 43 vs Troy | 1-11-20

24

### CALEB LONDON

G | Fr. | 6-4 | 195 | Fr. | Memphis, Tenn. | Conway (Ark.) HS

PPG	RPG	APG	FG%	3FG%	FT%	MPG
2.5	3.5	0.0	.286	.500	.000	11.5
-	-	-	-	-	-	-

Pts: ..... 10 vs ULM | 1-15-21  
Rebs: .....6 vs ULM | 1-15-21  
Asts: .....2, 2x, at UT Arlington | 2-26-21

Blks: .....1, 5x, at Illinois | 11-12-21  
Stls: ..... 2, 2x, vs UT Arlington | 1-30-21  
Mins: .....23 vs ULM | 1-15-21

50

### ANTWON JACKSON

F | So. | 6-7 | 280 | Las Vegas, Nev. | Ed W. Clark HS


PPG	RPG	APG	FG%	3FG%	FT%	MPG
3.5	2.6	0.6	.448	.000	.815	12.4
2.8	1.8	0.2	.520	.000	.875	10.9

Pts: ..... 11 vs UAPB | 12-9-20  
Rebs: .....8, 4x, at ULM | 1-2-21  
Asts: .....4 vs Crowley's Ridge | 12-4-20

Blks: ..... 1, 13x, vs Louisiana | 2-5-22  
Stls: .....3, 2x, at Morehead State | 11-29-20  
Mins: .....27 vs UAPB | 12-9-20



## RADIO / TV ROSTER



**0 CALEB FIELDS**  
G | 6-0 | 192 | So.  
Lewisburg, Tenn.



**1 MARKISE DAVIS**  
G/F | 6-8 | 195 | Jr.  
Oxford, Ala.



**2 AVERY FELTS**  
G | 6-2 | 192 | rFr.  
Jonesboro, Ark.



**3 DESI SILLS**  
G | 6-2 | 195 | Jr.  
Jonesboro, Ark.



**5 CHRISTIAN WILLIS**  
G | 6-2 | 195 | rSr.  
Belleville, Ill.



**10 MALCOLM FARRINGTON**  
G | 6-3 | 201 | So.  
West Palm Beach, Fla.



**11 LAZAR GRBOVIC**  
F | 6-8 | 230 | Fr.  
Belgrade, Serbia




**12 NICOLAS TINGLING**  
G | 6-1 | 180 | Fr.  
Port Saint Lucie, Fla.



**13 MARIO FANTINA**  
G | 6-4 | 192 | Fr.  
Sveti Filip i Jakov, Croatia



**15 NORCHAD OMIER**  
F | 6-7 | 232 | Fr.  
Bluefields, Nicaragua



**21 CHEIKH NDIOUR**  
F | 6-7 | 228 | Fr.  
Medina, Senegal




**22 KEYON WESLEY**  
F | 6-9 | 176 | Jr.  
Chesilhurst, N.J.



**23 MARQUIS EATON**  
G | 6-2 | 202 | Sr.  
Helena, Ark.



**24 CALEB LONDON**  
G | 6-4 | 195 | Fr.  
Memphis, Tenn.



**50 ANTWON JACKSON**  
F | 6-7 | 280 | So.  
Las Vegas, Nev.

## 2021-22 ROSTER

#	Name	Pos	Yr.	Ht.	Wt.	Hometown/Last School
0	Caleb Fields	G	So.	6-0	190	Lewisburg, Tenn./Aspire Academy
1	Markise Davis	G/F	Jr.	6-8	195	Oxford, Ala./Wallace State CC
2	Avery Felts	G	rFr.	6-2	190	Jonesboro, Ark./Westside HS
3	Desi Sills	G	Jr.	6-2	200	Jonesboro, Ark./Arkansas
5	Christian Willis	G	rSr.	6-2	195	Belleville, Ill./Christian Brothers College HS
10	Malcolm Farrington	G	rFr.	6-3	205	West Palm Beach, Fla./DME Academy
11	Lazar Grbovic	F	Fr.	6-8	230	Belgrade, Serbia/Proleter Naftagas
12	Nicolas Tingling	G	Fr.	6-1	180	Port Saint Lucie, Florida/Cardinal Newman
13	Mario Fantina	G	Fr.	6-4	195	Sveti Filip i Jakov, Croatia/KK Zadar
15	Norchad Omier	F	Fr.	6-7	230	Bluefields, Nicaragua/Miami (Fla.) Prep
21	Cheikh Ndiour	F	Fr.	6-7	225	Medina, Senegal/Miami (Fla.) Prep
22	Keyon Wesley	F	Jr.	6-9	180	Chesilhurst, N.J./USC Salkehatchie
23	Marquis Eaton	G	Sr.	6-2	200	Helena, Ark./Jonesboro HS
24	Caleb London	G	Fr.	6-4	190	Memphis, Tenn./Conway (Ark.) HS
50	Antwon Jackson	F	So.	6-7	270	Las Vegas, Nev./Ed W. Clark HS

Head Coach: **Mike Balado** (St. Thomas '98); 5th Season

Assistant Coach: **Brent Crews** (Florida Atlantic '07); 2nd Season

Assistant Coach: **Mike Scutero** (UCF '04); 5th Season

Assistant Coach: **Ian Young** (Auburn '05); 1st Season

Director of Basketball Operations: **Drew Wilson** (Mercer '11); 1st Season

## PRONUNCIATIONS

1	Markise Davis	Mar-keese
11	Lazar Grbovic	Lah-zar Grow-buh-vich
13	Mario Fantina	Fan-teen-ah
15	Norchad Omier	Nor-chad O-Meer
21	Cheikh Ndiour	Sheck En-dure
22	Keyon Wesley	Key-ahn
23	Marquis Eaton	Mar-keese
	Mike Balado	Buh-lah-doh
	Mike Scutero	Scoo-tear-oh

## STARTING LINEUPS

G	G	G/F	G/F	F	Record
Fields	Eaton	Sills	Omier	Wesley	12-7
Fields	Eaton	Sills	Davis	Wesley	1-0
Fields	Eaton	Sills	Davis	Omier	2-2
Fields	Eaton	Willis	Davis	Omier	1-0
Fields	Eaton	Felts	Davis	Omier	0-1





## THE OPPONENT: APP STATE



### SERIES HISTORY

Games.....	14
Standing.....	App State leads 8-6
At Jonesboro .....	A-State leads 4-3
At Boone .....	App State leads 5-2
At Neutral Site .....	
Last Win .....	82-81 <sup>OT</sup> (Jan. 24, 2019)
Last Home Win .....	82-81 <sup>OT</sup> (Jan. 24, 2019)
Last Road Win .....	93-88 (Jan. 27, 2018)
Last Loss .....	54-61 (Jan. 27, 2022)
Last Home Loss .....	64-71 (Jan. 30, 2020)
Last Road Loss .....	54-61 (Jan. 27, 2022)
Largest Margin of Victory ....	22 (91-69) 11/24/90
Largest Margin of Defeat .....	14 (72-86) 1/16/16
Current Streak .....	App State W3

### LAST FIVE MEETINGS

Date	Location	Result	Score
2/22/18	Jonesboro	W	82-79 <sup>OT</sup>
1/24/19	Jonesboro	W	82-81 <sup>OT</sup>
1/16/20	Boone	L	80-83 <sup>OT</sup>
1/30/20	Jonesboro	L	64-71
1/27/22	Boone	L	54-61

## NEXT OPPONENT: SBC TOURNAMENT



Date/Time ..... March 3-7 | TBD  
TV..... ESPN+  
Site ..... Bay Center / Pensacola, Fla.

### SBC TOURNAMENT SCHEDULE

#### Thursday, March 3 • First Round • ESPN+

GM 1 - No. 9 vs No. 8 • 11:30 AM  
GM 2 - No. 12 vs No. 5 • 2:00 PM  
GM 3 - No. 11 vs No. 6 • 5:00 PM  
GM 4 - No. 10 vs No. 7 • 7:30 PM

#### Saturday, March 5 • Quarterfinal • ESPN+

GM 5 - Winner GM 1 vs Texas State • 11:30 AM  
GM 6 - Winner GM 2 vs No. 4 • 2:00 PM  
GM 7 - Winner GM 3 vs No. 3 • 5:00 PM  
GM 8 - Winner GM 4 vs No. 2 • 7:30 PM

#### Sunday, March 6 • Semifinal • ESPN+

GM 9 - Winner GM 5 vs Winner GM 6 • 5:00 PM  
GM 10 - Winner GM 7 vs Winner GM 8 • 7:30 PM

#### Monday, March 7 • Championship • ESPN2

GM 11 - Winner GM 9 vs Winner GM 10 • 6:00 PM

### LAYUP LINES

- » Senior day for Christian Willis and Marquis Eaton is Friday at First National Bank Arena with the regular season finale against Appalachian State. Tip-off is set for 7:00 p.m. and the game can be viewed on ESPN+ and heard across the EAB Red Wolves Sports Network and flagship station 107.9 KFIN.
- » A-State is 16-1 when shooting a higher field-goal percentage than their opponent this season.
- » The Red Wolves are 16-4 when shooting 40 percent or better from the field. Three of the four losses have come in the last five games (at Troy, at Texas State, vs Coastal Carolina).
- » A-State is 15-4 when scoring 65 or more points. Three of the four losses have come in the last five games (at Troy, at Texas State, vs CCU).
- » The Red Wolves are 14-5 when out-rebounding their opponent.
- » **Caleb Fields** has 313 assists in his career to rank 10th on the career assists list. He is 10 shy of Donte Thomas and J.H. Williams for eighth.
- » **Norchad Omier** is the active NCAA Division I leader in career rebound average at 12.2 rebounds per game.
- » **Marquis Eaton** joins Tookie Brown (Georgia Southern) as the only Sun Belt Conference players since 1992-93 to have at least 1,600 points, 400 assists and 400 rebounds in their career.
- » **Norchad Omier** is the only Sun Belt Conference player since 1992-93 to average at least 19 points and 13 rebounds in a single-season of league-only games.
- » Against Coastal Carolina Thursday, **Norchad Omier** became the only Division I player in the last 25 years to have at least 20 points, 15 rebounds, 3 assists, 5 blocks and 5 steals in a game.
- » **Marquis Eaton** (1,603) is 30 points shy of Don Scaife (1971-75) for fourth on A-State's all-time scoring list.
- » **Norchad Omier** is fifth among the program leaders with 315 rebounds this season. He needs 11 rebounds to move to fourth.
- » A-State is 11-1 this season when **Marquis Eaton** and **Desi Sills** combine for 25 or more points. The duo has combined to average 24.3 points this season.
- » Head Coach **Mike Balado** is in his fifth season at A-State carrying a record of 67-79 (.462).

### SERIES HISTORY: APP STATE

- » A-State and Appalachian State meet Friday with the Mountaineers leading the all-time series 8-6.
- » App State has won the last three meetings, but three of the last five have been decided in overtime.
- » Friday's matchup marks the Mountaineers first visit to First National Bank Arena since January 30, 2020, a span of 754 days. A-State is 4-3 on the home floor against App State, winning the last contest 82-81 in overtime.
- » Prior to the meeting with the Mountaineers back on Jan. 27, only four A-State players had seen action against Appalachian State. **Norchad Omier** had 11 points and 10 rebounds while **Avery Felts** and **Malcolm Farrington** had 10 off the bench. In six outings against Appalachian State, **Marquis Eaton** averages 11.3 points on 39.0 percent shooting, scoring 16 of his 68 points at the charity stripe.
- » A-State is in its 31st season of play in the Sun Belt Conference with a record of 252-273 (.480). The Red Wolves are 165-101 (.620) at home and 87-173 (.335) on the road in SBC games.

### LAST MEETING: APP STATE

App State (13-9, 7-2) 61, A-State (13-5, 4-2) 54, Jan. 27, 2022 • Holmes Convocation Center

Score by periods	1st	2nd	Total
A-State	27	27	54
App State	33	28	61

Game Leaders	A-State	App
Points	Eaton - 13	2 Players - 13
Rebounds	Omier - 10	Gregory - 9
Assists	Fields - 4	Forrest - 5

- » A-State trimmed a 15-point deficit to five on two different occasions late in the second half, but could not complete the comeback in a 61-54 setback on Jan. 27.
- » **Marquis Eaton** led the Red Wolves with 13 points while **Norchad Omier** had a double-double of 11 points and 10 rebounds. **Malcolm Farrington** and **Avery Felts** each came off the bench and scored 10 points.
- » App State held the Red Wolves to just 38 percent while shooting 42 percent and out-rebounding A-State 39-35.

### NEXT UP: SUN BELT TOURNAMENT

- » The Sun Belt Conference Tournament begins Thursday, March 3, at the Bay Center in Pensacola, Fla.
- » Entering the game Friday, Appalachian State can be the No. 2 or No. 3 seed while the Red Wolves can finish as the No. 5, No. 6, No. 7, No. 8 or No. 9 seed.
- » The bracket for the SBC Tournament will be released Friday night at the conclusion of all league games.

### LAST TIME OUT

Coastal Carolina 74, A-State 69  
February 23, 2022 • First National Bank Arena

Score by periods	1st	2nd	Total
Coastal Carolina	36	38	74
A-State	33	36	69

Game Leaders	A-State	CCU
Points	Omier - 23	Williams - 31
Rebounds	Omier - 15	Likayi - 12
Assists	Eaton - 6	Williams - 3

- » A-State trailed a 16-point deficit to one, but came short of a comeback in a 74-69 loss Wednesday.
- » **Norchad Omier** became the first Division I player in the last 25 years to post at least 20 points, 15 rebounds, 3 assists, 5 blocks and 5 steals in a game. **Malcolm Farrington** added 10 points off the bench, but a career-high 31 points from **Rudi Williams** was too much for the Red Wolves to overcome.
- » Coastal Carolina shot 50 percent from the field and out-rebounded the Red Wolves 38-29.

### SHARE THE WEALTH

- » A-State is ranked 30th nationally averaging 16.0 assists per game. Three players, **Caleb Fields** (4.6), **Marquis Eaton** (3.4) and **Desi Sills** (3.0) all average more than three assists per game.
- » The Red Wolves are among seven Division I teams with three players to average 3.0 or more assists this season. A-State is the only Sun Belt squad to have such.
- » A-State has 15 or more assists in 18 of 26 games, most in any season since at least 2010-11.

### FIELDS DAY

- » Third-year sophomore **Caleb Fields** is up to 313 assists for his career. With that total, Fields ranks 10th in program history, 10 shy of **Donte Thomas** (2015-17) and **J.H. Williams** (1973-75) for eighth on the list.
- » Fields leads A-State with 118 assists, a single-season career high. He is 28 assists shy of breaking into the top-10 for a single-season.



## O-MIER GOODNESS

- » Sun Belt Conference Freshman of the Year and First Team All-Conference in his collegiate debut season was quite the step onto the scene for the first Division I scholarship player from Nicaragua.
- » **Norchad Omier** averaged 12.6 points and 12.3 rebounds posting 15 double-doubles in 24 games played to become the first freshman from any Sun Belt school to be named First Team All-Sun Belt since Tookie Brown (Georgia Southern in 2015-16). He was the fourth player in Sun Belt Conference history, regardless of classification, to average those numbers and first since Shawn Long (Louisiana) in the 2015-16 season.

### DI Freshman to Average 12 pts/12 rebs

(Since 1992-93)

Player (Year)	School	Pts	Rebs
Michael Beasley (07-08)	Kansas State	26.2	12.4
Adonal Foyle (94-95)	Colgate	17.0	12.4
Paul Millsap (03-04)	La. Tech	15.6	12.5
<b>Norchad Omier (20-21)</b>	<b>A-State</b>	<b>12.6</b>	<b>12.3</b>

- » He was the second A-State player to be named Sun Belt Conference Freshman of the Year joining Brandon Reed (2009-10).
- » Among the nation's best this season, Omier is ranked 2nd in field-goal percentage (.654), 3rd in offensive rebounds per game (3.88), 4th in rebounds per game (12.1), 4th in total rebounds (315), 5th in double-doubles (18), and 6th in defensive rebounds per game (8.23).
- » Omier has 18 double-doubles this season giving him 33 double-doubles in 49 games played. His 33 double-doubles are 9th-most among active D1 players.

### Most Double-Doubles

(Since start of 2020-21 season)

Player (Year)	School	Total
Fardaws Aimaq	Utah Valley	37
Johni Broome	Morehead State	34
<b>Norchad Omier</b>	<b>A-State</b>	<b>33</b>
Kofi Cockburn	Illinois	30
Armando Bacot	North Carolina	28
Justin Bean	Utah State	26

- » Omier has posted double-figure rebounds in 38 of 49 career games. Those 38 games are second-most among active players since start of 2020-21 season.

### Most Double-Figure Rebound Games

(Since start of 2020-21 season)

Player (Year)	School	Total
Fardaws Aimaq	Utah Valley	42
<b>Norchad Omier</b>	<b>A-State</b>	<b>38</b>
Johni Broome	Morehead State	36
Armando Bacot	North Carolina	32
Kofi Cockburn	Illinois	31

- » In 28 conference games played, spanning last season and this season, Omier is averaging 15.7 points (455) and 12.7 rebounds (368) to go with 52 blocks and 38 steals. Dating back to the 1992-93 season, four other Sun Belt Conference players have averaged a double-double in conference only action. In that same span, only 31 players have averaged a double-double in ANY conference.
- » This season, Omier is averaging 19.6 points and 13.6 rebounds in league play. No Sun Belt player dating back to 1992-93 has averaged more than 19 points and 13 rebounds in league play and only one player, Ryan Rossiter of Siena (2010-11) has done so in ANY league season.
- » Just 49 games into his A-State career, Omier is already inside the top-20 in career rebound leaders.

### Career Rebounds List

Rk	Player	Years	Assists
13	Reggie Gordon	1983-87	645
14	Gaylon Ward	1960-62	627
15	Isaac Wells	2005-07	608
<b>16</b>	<b>Norchad Omier</b>	<b>2020-pres.</b>	<b>597</b>
	Jabari Myles	1997-98	597

## AMONG THE PROGRAM GREATS

- » Back for his fifth season due to the COVID-19 pandemic, fifth-year senior **Marquis Eaton** has left a mark on the A-State program.
- » Playing in his 129th career game at Mississippi Valley State on Dec. 11, Eaton passed John Tate (1985-88) for the program record while Eaton is now at 118 career starts, 2 shy of Trey Finn (2009-13) for the program record of 120 starts. Eaton passed Chico Fletcher (3,973 | 1996-00) for the most minutes in program history against Texas State and has currently played 4,271 minutes.
- » Eaton is among 10 active Division I players to have 1,600 points, 450 assists and 400 rebounds. He joins Tookie Brown (Georgia Southern) as the only Sun Belt Conference players to reach the milestone dating back to 1992

### Sun Belt Players with 1,600 Pts / 400 Asts / 375 Rebs

Player (School   Years)	Pts	Rebs	Asts
Tookie Brown (GS   16-19)	2,290	482	526
<b>Marquis Eaton (ASU   17-22)</b>	<b>1,622</b>	<b>400</b>	<b>466</b>

- » With 10 points against Louisiana, Eaton passed the 1,000 point plateau (1,050) against Sun Belt opponents. He is the 12th Sun Belt player to score 1,000 in league-only games dating back to 1992-93.
- » Among the career program leaders, Eaton ranks 3rd in assists (466), 5th in scoring (1,622), 6th in steals (149), 8th in 3-point field goals made (161) and 8th in free-throw percentage (.825).

### Career Scoring List

Rk	Player	Years	Points
1	Jerry Rook	1961-62	2,153
2	John Dickson	1963-67	1,891
3	John Tate	1985-88	1,776
4	Don Scaife	1971-75	1,652
<b>5</b>	<b>Marquis Eaton</b>	<b>2017-pres.</b>	<b>1,622</b>
6	John Belcher	1968-72	1,544
7	Dan Henderson	1973-77	1,543

### Career Assists List

Rk	Player	Years	Assists
1	Chico Fletcher	1996-00	893
2	Carl Archer	1986-89	544
<b>3</b>	<b>Marquis Eaton</b>	<b>2017-pres.</b>	<b>466</b>
4	Brian Reaves	1990-93	398
5	Odie Williams	1990-93	384
	Jay Hansen	1981-84	384

### Career Steals List

Rk	Player	Years	Steals
1	Chico Fletcher	1996-00	211
4	Trey Finn	2009-13	161
5	Kim Adams	2001-04	151
<b>6</b>	<b>Marquis Eaton</b>	<b>2017-pres.</b>	<b>149</b>

## WELCOME HOME

- » Jonesboro native and Jonesboro High School product **Desi Sills** played three seasons at the University of Arkansas and this summer transferred to join the hometown Red Wolves with two years of eligibility remaining.
- » Sills averaged 7.5 points, 2.7 rebounds and 1.6 assists per game while playing 20.8 minutes per contest as the Razorbacks finished the 2020-21 season at 25-7 and advanced to the Elite Eight, losing to eventual national champion Baylor.
- » The only player to compete in all 98 of Arkansas' games over the last three seasons, Sills logged nearly 2,240 minutes.
- » Eight points at Appalachian State moved Sills past the 1,000 career point plateau as he scored 751 points at Arkansas and has 317 this season with A-State.
- » Sills is ranked 15th in the Sun Belt in scoring at 12.7 points per game while ranking 3rd in steals (46) and 2nd in steals per game (1.84).

## BALADO VS OPPONENTS

Abilene Christian	1-1	Lehigh	0-1
Air Force	1-0	<b>Little Rock</b>	<b>5-3</b>
<b>Appalachian State</b>	<b>3-3</b>	<b>Louisiana</b>	<b>5-7</b>
Arkansas-Monticello	1-0	Lyon College	1-0
Arkansas-Pine Bluff	1-1	Marshall	0-1
Central Arkansas	1-0	Memphis	0-1
Central Baptist	2-0	Minnesota	0-1
Champion Christian	1-0	Mississippi Valley	1-0
Cleveland State	0-1	Missouri Baptist	1-0
<b>Coastal Carolina</b>	<b>2-5</b>	Missouri State	1-1
Colorado State	1-0	Morehead State	0-2
Crowley's Ridge College	1-0	Ole Miss	0-1
Culver-Stockton	1-0	Omaha	1-1
Eastern Illinois	0-1	<b>South Alabama</b>	<b>2-5</b>
Eastern Michigan	0-1	Southeast Missouri	1-0
Evansville	1-1	Stephen F. Austin	0-1
FAU	2-0	Syracuse	0-1
Freed-Hardeman	1-0	<b>Texas State</b>	<b>1-7</b>
Gardner-Webb	1-0	Texas Tech	0-1
<b>Georgia Southern</b>	<b>4-2</b>	<b>Troy</b>	<b>2-4</b>
<b>Georgia State</b>	<b>1-4</b>	Tulsa	1-0
Grand Canyon	0-1	<b>ULM</b>	<b>7-6</b>
Harding	2-0	UC Davis	1-0
Henderson State	1-0	UNC-Wilmington	0-1
Howard	1-0	<b>UT Arlington</b>	<b>4-7</b>
Idaho	1-0	UT Martin	0-1
Illinois	0-1	VMI	1-0
Indiana	0-1	Wichita State	0-1
Kansas City	1-0		

## A-STATE STAT RANKS (AS OF FEB. 24)

Stat	NCAA	SBC
Scoring Offense	175	5
Scoring Defense	150	8
Scoring Margin	164	7
FG Percentage	107	5
FG Percentage Defense	171	10
3FG Percentage	300	11
3FG Percentage Defense	147	7
FT Percentage	67	2
Rebounds/Game	156	6
Rebound Margin	150	6
Assists/Game	30	1
Turnovers/Game	280	8
Turnover Margin	182	7
Assist/Turnover Ratio	101	3
Blocked Shots/Game	122	7
Steals/Game	60	3

### Caleb Fields

Stat	Value	NCAA	Sun Belt
Assist/TO Ratio	2.07	79	3
Assists/Game	4.5	65	3
Total Assists	118	68	3

### Norchad Omier

Stat	Value	NCAA	Sun Belt
Blocks/Game	2.08	39	2
Def. Rebs/Game	8.23	6	1
Double-Doubles	18	5	1
FG Percentage	.654	2	1
FT Attempts	133	80	4
FT Made	96	112	4
FT Percentage	.722	325	12
Off. Rebs/Game	3.88	3	1
Points/Game	17.4	86	2
Rebounds/Game	12.1	4	1
Steals/Game	1.58	153	8
Total Blocks	54	37	2
Total FG Made	178	51	2
Total Points	453	100	3
Total Rebounds	315	4	1
Total Steals	41	149	5

### Marquis Eaton

Stat	Value	NCAA	Sun Belt
Assist/TO Ratio	1.35	282	10
Assists/Game	3.5	214	8
FT Made	72	305	8
FT Percentage	.889	17	1
Total Assists	92	218	8

### Desi Sills

Stat	Value	NCAA	Sun Belt
FT Attempts	93	344	9
FT Percentage	.731	311	11
Steals/Game	1.84	67	2
Total Steals	46	86	3



## 2021-22 HONORS

### Norchad Omier

Sun Belt Preseason Player of the Year  
Preseason First Team All-Sun Belt  
Lou Henson Award Preseason Watch List  
Sun Belt Player of the Week - Dec. 21  
Sun Belt Player of the Week - Dec. 28  
Lou Henson Award Midseason Watch List  
Sun Belt Player of the Week - Jan. 11  
Sun Belt Player of the Week - Jan. 25

### Marquis Eaton

Preseason Second Team All-Sun Belt

## MVP BELT

After each game, a player receives the MVP belt based on a points system centered around "hustle" stats. The formula includes: offensive rebounds (+2), defensive rebounds (+1), assist (+1), turnover (-2), block (+2), steal (+2), foul (-1), good defense (+1), bad defense (-1), missed free-throw (-1), good offense (+1), bad offense (-1), challenged shot (-2), back tip (+3), draw charge (+3), blown defensive assignment (-2), missed block out (-2), blow by (-2) and deflection (+1).

Opponent	MVP - Total	Team Total
<b>Harding</b>	<b>Omier - 51</b>	<b>228</b>
at Illinois	Jackson - 16	-6
<b>Central Baptist</b>	<b>Fields - 35</b>	<b>182</b>
<b>at SEMO</b>	<b>Omier - 38</b>	<b>183</b>
Morehead State	Davis - 15	20
<b>Kansas City</b>	<b>Sills - 42</b>	<b>172</b>
<b>Central Arkansas</b>	<b>Fields - 35</b>	<b>128</b>
<b>at UAPB</b>	<b>Omier - 46</b>	<b>158</b>
<b>at MS Valley</b>	<b>Wesley - 8</b>	<b>7</b>
at Texas Tech	Fields - 35	128
<b>Air Force</b>	<b>Omier - 59</b>	<b>225</b>
<b>Lyon College</b>	<b>Omier - 54</b>	<b>282</b>
<b>Georgia Southern</b>	<b>Fields - 62</b>	<b>227</b>
at Louisiana	Fields - 37	107
<b>at ULM</b>	<b>Omier - 32</b>	<b>120</b>
<b>UT Arlington</b>	<b>Fields - 37</b>	<b>156</b>
<b>Texas State</b>	<b>Omier/Eaton - 56</b>	<b>225</b>
at App State	Omier - 21	44
<b>at Coastal Carolina</b>	<b>Fields - 36</b>	<b>151</b>
ULM	Omier - 31	74
<b>Louisiana</b>	<b>Fields - 76</b>	<b>247</b>
at Troy	Jackson - 25	126
at South Alabama	Omier - 32	126
at Texas State	Felts - 17	22
<b>at UT Arlington</b>	<b>Omier - 62</b>	<b>281</b>
Coastal Carolina		
App State		

## HISTORY MADE

- » **Norchad Omier** has earned the Sun Belt Conference Player of the Week honor four times in a six week span.
- » Omier is the second player in Sun Belt history to win the weekly honor four times in the same season, joining Yemi Nicholson (Denver) in the 2005-06 season.

## AROUND THE WORLD

- » The Red Wolves roster features 15 players from seven states and four countries.
- » Three players reside from Arkansas (Marquis Eaton, Avery Felts and Desi Sills) and two players call Tennessee (Caleb Fields and Caleb London) and Florida (Malcolm Farrington and Nicolas Tingling) home. Alabama (Markise Davis), Illinois (Christian Willis), New Jersey (Keyon Wesley) and Nevada (Antwon Jackson) make up the remaining seven states.
- » The four countries represented are Croatia (Mario Fantina), Nicaragua (Norchad Omier), Senegal (Cheikh Ndour) and Serbia (Lazar Grbovic).
- » A native of Bluefields, Nicaragua, Omier is the first player from Nicaragua to sign a Division I scholarship.

## 94TH SEASON OF BASKETBALL

- » The 2021-22 campaign marks the 94th season of Arkansas State basketball.
- » The Red Wolves have compiled a 1,250-1,206 (.508) all-time record dating back to the inaugural 1926-27 season.

## DROPPING DIMES

- » **Marquis Eaton** and **Caleb Fields** each have over 300 assists since the 2019-20 season began.
- » A-State is among two teams that can lay claim to having two players with 300 or more assists over the last two-plus seasons.
- » Eaton (306) and Fields (313) are joined by Keishawn Davidson (369) and Jr. Clay (314) of Tennessee Tech as duos with 300 or more assists in that span.

## DYNAMIC DUO

- » **Desi Sills** suits up for the Red Wolves with a familiar face in the lockerroom in Jonesboro High School product **Marquis Eaton**.
- » Eaton and Sills played together for JHS leading the 2017 squad to a perfect 32-0 record and state title, the first undefeated season for the program since 1954.
- » In the Division I era (since 1970-71), this season marks the third that a Jonesboro High School duo is on the A-State roster. Jeremy Thomas/Logan Nutt (2007-08) and Jeff Bolding/Matt Garner (1979-82) were the other two JHS duos.
- » The duo is averaging a combined 24.3 points this season. A-State is 11-1 this season when the pair combine to score 25 or more points.

## YEAR 35

- » This season marks the 35th season inside First National Bank Arena for A-State men's basketball.
- » A new court was installed prior to the season, the third court in the 35-year history of the arena. The playing surface installed when the building opened in 1987 was replaced ahead of the 2003-04 season.
- » A-State holds a 341-139 (.710) record at First National Bank Arena.

## NEA REPRESENTED

- » With Desi Sills on the roster, this season represents the first since 1996-97 that an A-State team has had three or more players from Northeast Arkansas.
- » The trio of Eaton (Jonesboro HS), Felts (Westside HS) and Sills (Jonesboro HS) give the Red Wolves the three local products.
- » This is the first season in the Division I era (since 1970-71) that A-State features three players from Jonesboro area high schools on the roster; Marquis Eaton (Jonesboro HS), Avery Felts (Westside HS) and Desi Sills (Jonesboro HS).
- » This is the sixth season in that span that A-State has three or more NEA products.

### A-State with 3 or more NEA Products

(Since 1970-71)

Players	Season
<b>M. Eaton, A. Felts, D. Sills</b>	<b>2021-22</b>
J. Ezell, C. Fletcher, J. Pearson	1996-97
T. Cooper, J. Hansen, S. Horrell	1983-84
J. Bolding, T. Cooper, S. Garner, J. Hansen, S. Horrell	1981-82
J. Bolding, T. Cooper, S. Garner, J. Hansen	1980-81

## FREE BASKETBALL

- » In the Division I era (since 1970-71), A-State is 35-49 in games that go to extra time.
- » The Red Wolves last played an overtime game on Jan. 6, 2022 at Louisiana, falling 83-77.

### A-State in Overtime

(Since 1970-71)

Overtime	Record	Last
1 OT	29-39	1/6/22 at LA 77-83, L
2 OT	4-8	12/14/18 vs FAU 75-71, W
3 OT	1-2	11/16/12 at UTM 77-73, W
4 OT	1-0	3/14/14 vs LR 116-114, W
<b>Total</b>	<b>35-48</b>	

## THE MORE YOU KNOW

- » Since you read every note, we saved the best for last.
- » A-State is unbeaten when scoring more points than its opponent.
- » A-State has scored in 2,455 consecutive games.
- » The Red Wolves have a 3-pointer in 29 consecutive games, since a 305-game streak with at least one 3-point make ended against Texas State on Feb. 22, 2021.
- » It takes 12 pounds of milk to produce just one gallon of ice cream.
- » Chocolate ice cream was invented before vanilla.



## SUN BELT CONFERENCE STANDINGS (AS OF GAMES PLAYED FEB. 23)

	Conference			Overall								
	W	L	PCT	W	L	PCT	PF	PA	H	A	N	STRK
Texas State	11	3	.786	20	6	.769	70.8	62.6	12-1	6-5	2-0	W8
Appalachian State	12	5	.706	18	12	.600	66.9	62.4	11-4	6-6	1-2	W2
Troy	10	5	.667	19	9	.679	69.9	65.1	10-2	8-6	1-1	W1
Georgia State	8	5	.615	14	10	.583	70.7	64.8	7-4	6-6	1-0	W6
South Alabama	8	7	.533	18	10	.643	71.7	63.1	12-2	4-8	2-0	L2
Arkansas State	7	7	.500	16	10	.615	71.2	68.2	10-3	6-7	0-0	L1
Louisiana	8	8	.500	13	13	.500	71.6	69.7	7-6	6-7	0-0	W3
Coastal Carolina	7	8	.467	15	12	.556	73.3	65.5	11-6	3-5	1-1	W2
UT Arlington	7	9	.438	11	16	.407	67.9	69.0	8-4	3-12	0-0	L2
ULM	5	12	.294	13	16	.448	72.2	73.9	7-7	5-9	1-0	L4
Georgia Southern	4	11	.267	11	15	.423	66.0	65.0	6-5	4-10	1-0	L6
Little Rock	3	10	.231	8	17	.320	67.0	73.6	6-6	1-10	1-1	L3

## SUN BELT CONFERENCE COMPOSITE SCHEDULE

	A-STATE	LR	APP	CCU	GS	GSU	LA	ULM	USA	TROY	UTA	TXST
	---	Jan-13 Jan-15	61-54, W Feb. 25	66-73, L 74-69, W	56-74, L	Dec-30	83-77 <sup>OT</sup> , W 58-67, L	83-90, L 60-59, W	70-51, W	79-77, W	70-75, L 49-58, L	60-67, L 84-67, W
	Jan-13 Jan-15	---	72-57, W 78-66, W	65-49, W Feb. 25	66-78, L	Jan-1	Jan-8 75-51, W	80-72, W 75-72 <sup>OT</sup> , W	77-46, W	62-66, L	96-98 <sup>3OT</sup> , L 85-70, W	69-59, W 68-50, W
	54-61, L Feb. 25	57-72, L 66-78, L	---	60-61, L 76-84 <sup>OT</sup> , L	62-70, L 61-65, L	60-61, L 58-49, W	71-55, W	69-77, L	64-72, L 51-69, L	68-53, W 67-61, W	61-70, L	68-66, W
	73-66, W 69-74, L	49-65, L Feb. 25	61-60, W 84-76 <sup>OT</sup> , W	---	72-76, L 58-79, L	68-72, L 61-50, W	65-64, W	64-94, L	Jan-8 71-68, W	69-59, W 63-73, L	Feb-3	69-64, W
	74-56, W	78-66, W	70-62, W 65-61, W	76-72, W 79-58, W	---	79-63, W 58-49, W	65-66, L Feb. 23	45-50, L 82-69, W	73-67, W 57-58, L	Jan-13 61-52, W	73-74 <sup>OT</sup> , L	Jan-6
	Dec-30	Jan-1	61-60, W 49-58, L	72-68, W 50-61, L	63-79, L 49-58, L	---	64-68, L Feb. 25	62-73, L 70-82, L	74-65, W 62-69, L	Jan-15 67-63, W	70-63, W	Jan-8
	77-83 <sup>OT</sup> , L 67-58, W	Jan-8 51-75, L	55-71, L	64-65, L	66-65, W 69-82, L	68-64, W Feb. 25	---	77-78, L 74-79, L	77-70, W	59-69, L	83-73, W 80-77 <sup>OT</sup> , W	72-68, W 82-73, W
	90-83, W 59-60, L	72-80, L 72-75 <sup>OT</sup> , L	77-69, W	94-64, W	50-45, W Feb. 25	73-62, W 82-70, W	78-77, W 79-74, W	---	68-56, W	73-65, W	55-62 <sup>OT</sup> , L 71-74, L	80-56, W 63-54, W
	51-70, L	46-77, L	72-64, W 69-51, W	Jan-8 68-71, L	67-73, L 58-57, W	65-74, L 69-62, W	70-77, L	56-68, L	---	63-82, L 77-68, W	89-87, W Feb. 25	Jan-1 55-52, W
	77-79, L	66-62, W	53-68, L 61-67, L	59-69, L 73-63, W	Jan-13 52-61, L	Jan-15 63-67, L	69-59, W	65-73, L	82-63, W 68-77, L	---	62-57, W 53-59, L	63-78, L Feb. 25
	75-70, W 58-49, W	98-96 <sup>3OT</sup> , W 70-85, L	70-61, W	Feb-3	74-73 <sup>OT</sup> , W	63-70, L	73-83, L 77-80 <sup>OT</sup> , L	62-55 <sup>OT</sup> , W 74-71, W	87-89, L Feb. 25	57-62, L 59-53, W	---	58-70, L 58-53, W
	67-60, W 67-84, L	59-69, L 50-68, L	66-68, L	64-69, L	Jan-6	Jan-8	68-72, L 73-82, L	56-80, L 54-63, L	Jan-1 52-55, L	78-63, W Feb. 25	70-58, W 53-58, L	---
+/-	+1	-3	+3	-2	-3	+1	-1	-3	+1	+4	-1	+3

BOLD in each cell indicates home game for team in column header. Shading reflects single game against opponent

Canceled | Red indicates road wins

Bottom row equals total of +1/-1 where +1 is gained for road win and -1 when losing at home

APP - Appalachian State; A-State - Arkansas State; CCU - Coastal Carolina; GS - Georgia Southern; GSU - Georgia State; LR - Little Rock; LA - Louisiana; USA - South Alabama; UTA - UT Arlington; TXST - Texas State

## SUN BELT CONFERENCE COVID-19 CANCELLATIONS

Dec. 30	Georgia State <sup>1</sup> at A-State <sup>1</sup>	Jan. 15	Georgia State <sup>4</sup> at Troy <sup>2</sup>
Jan. 1	Georgia State <sup>2</sup> at Little Rock <sup>1</sup>	Feb. 3	Coastal Carolina <sup>2</sup> at UT Arlington <sup>1</sup> %
Jan. 1	South Alabama <sup>1</sup> at Texas State <sup>1</sup>		
Jan. 6	Texas State <sup>2</sup> at Georgia Southern <sup>1</sup>		
Jan. 8	Texas State <sup>3</sup> at Georgia State <sup>3</sup>		Bold denotes team that canceled
Jan. 8	Coastal Carolina <sup>1</sup> at South Alabama <sup>2</sup>		% - Game canceled due to winter weather
Jan. 8	Little Rock <sup>2</sup> at Louisiana <sup>1</sup>		
Jan. 13	Georgia Southern <sup>2</sup> at Troy <sup>1</sup>		
Jan. 13	Little Rock <sup>3</sup> at A-State <sup>2</sup>		
Jan. 15	A-State <sup>3</sup> at Little Rock <sup>4</sup>		

## SUN BELT PLAYER OF THE WEEK

Nov. 16	Corey Allen - Georgia State
Nov. 23	Caleb Asberry - Texas State
Nov. 30	Charles Manning Jr. - South Alabama
Dec. 7	Rudi Williams - Coastal Carolina
Dec. 14	Jordan Brown - Louisiana
Dec. 21	<b>Norchad Omier - Arkansas State</b>
Dec. 28	<b>Norchad Omier - Arkansas State</b>
Jan. 4	David Azore - UT Arlington
Jan. 11	<b>Norchad Omier - Arkansas State</b>
Jan. 18	Adrian Delph - Appalachian State
Jan. 25	<b>Norchad Omier - Arkansas State</b>
Feb. 1	Jay Jay Chandler - South Alabama
Feb. 8	Andre Jones - ULM
Feb. 15	David Azore - UT Arlington
Feb. 22	Kobe Julien - Louisiana

## PRESEASON ALL-SUN BELT

### First Team

Justin Forrest	Appalachian State
<b>Norchad Omier</b>	<b>Arkansas State</b>
Corey Allen	Georgia State
Theo Akwuba	Louisiana
Mason Harrell	Texas State

### Second Team

<b>Marquis Eaton</b>	<b>Arkansas State</b>
Eliel Nsoseme	Georgia State
Kane Williams	Georgia State
David Azore	UT Arlington
Caleb Asberry	Texas State

### Third Team

Nikola Maric	Little Rock
Essam Mostafa	Coastal Carolina
Jordan Brown	Louisiana
Isiah Small	Texas State
Nick Stampley	Troy

## PRESEASON POLL

- Georgia State (8) - 139
- Louisiana (2) - 125
- Texas State - 110
- Appalachian State (2) - 109
- South Alabama - 105
- Arkansas State - 89
- Coastal Carolina - 69
- Little Rock - 46
- Troy - 40
- UT Arlington - 40
- Georgia Southern - 39
- ULM - 25





## STATISTICAL TRENDS

	21-22	Balado Era
At Home	10-3	46-24
On Road	6-7	19-51
Win opening tipoff	13-9	40-36
Lose opening tipoff	3-1	27-43
Score first	12-5	41-32
Score second	4-5	26-45
When 3 or more players score 10+	5-2	27-23
When 4 of more players score 10+	8-1	32-17
In November	4-2	13-15
In December	5-1	21-11
In January	5-2	18-22
In February	2-5	11-24
In March	-	4-7
Leading at halftime	10-2	47-13
Trailing at halftime	5-8	17-61
Tied at halftime	1-0	2-5
Leading with 5:00 remaining	15-0	54-8
Trailing with 5:00 remaining	1-9	12-68
Tied with 5:00 remaining	0-1	1-3
Shoot higher FG%	16-1	51-11
Shoot lower FG%	0-9	14-65
Shoot same FG%	-	2-3
Shoot 50% or better	8-1	35-7
Shoot 40-49%	8-3	30-33
Shoot 30-39%	0-6	1-37
Shoot less than 30%	-	1-2
Shoot higher 3PT%	11-0	48-20
Shoot lower 3PT%	5-9	17-57
Shoot same 3PT%	0-1	2-2
Make more 3-pointers	8-1	33-23
Make fewer 3-pointers	7-6	27-46
Make same number 3-pointers	1-3	7-10
Shoot higher FT%	8-7	38-40
Shoot lower FT%	7-3	27-38
Shoot same FT%	2-0	2-1
Shoot more FT	10-6	42-32
Shoot fewer FT	5-4	21-47
Equal FT	1-0	3-0
More rebounds	14-5	46-30
Fewer rebounds	2-5	17-47
Equal rebounds	-	4-2
More assists	14-4	48-16
Fewer assists	1-6	15-59
Equal assists	1-0	3-4
Fewer turnovers	6-5	34-32
More turnovers	8-4	25-42
Equal turnovers	2-1	8-5
Score 85 points or more	4-0	18-4
Score 75-84 points	4-2	27-14
Score 65-74 points	7-2	17-26
Score 64 points or fewer	1-6	4-35
Allow 85 points or more	0-1	4-17
Allow 75-84 points	2-4	16-36
Allow 65-74 points	5-3	23-19
Allow 64 points or fewer	8-2	23-6
More bench points	6-4	38-37
Fewer bench points	9-5	27-39
Equal bench points	-	0-2
More points in paint	10-4	40-23
Fewer points in paint	6-6	26-51
Equal points in paint	-	1-5
More 2nd chance points	6-3	33-32
Fewer 2nd chance points	9-7	30-44
Equal 2nd chance points	1-0	4-6
More fast break points	12-6	45-33
Fewer fast break points	2-4	17-38
Equal fast break points	2-0	5-6
White uniforms	8-3	42-27
Black uniforms	8-7	19-37
Red uniforms	-	6-15
Monday	1-0	5-1
Tuesday	2-1	6-5
Wednesday	1-0	4-7
Thursday	1-6	8-21
Friday	1-2	12-12
Saturday	8-1	27-29
Sunday	2-0	5-2

## 2021-22 MARGIN OF VICTORY / DEFEAT

Margin	1	2	3	4	5	6	7	8	9	10	11-14	15-19	20-24	25-29	30-34	35+
Victory	-	-	-	-	2	-	3	-	2	-	5	1	2	2	-	-
Defeat	1	1	-	-	1	1	1	-	-	-	1	1	1	-	-	1

## MARGIN OF VICTORY / DEFEAT SINCE 1991-92 (Sun Belt Era)

Margin	1	2	3	4	5	6	7	8	9	10	11-14	15-19	20-24	25-29	30-34	35+
Victory	26	30	28	19	26	19	19	24	21	17	78	51	27	27	12	24
Defeat	23	22	38	25	24	32	31	21	21	21	64	58	40	15	11	7

### Most First Half Points

A-State	51	vs Central Ark.   12-4-21
Opponent	51	by ULM   1-8-22

### Most Second Half Points

A-State	52	vs CBC   11-15-21
Opponent	50	by Troy   2-10-22

### Fewest First Half Points

A-State	23	vs Morehead St   11-26-21
Opponent	22	by UT Arlington   2-19-22

### Fewest Second Half Points

A-State	27	at App State   1-27-22
Opponent	22	by Air Force   12-19-21

### Largest Halftime Lead

A-State	16	vs Central Ark.   12-4-21
Opponent	22	by Illinois   11-12-21

### Largest Margin of Victory

A-State	27	vs CBC   11-15-21
Opponent	39	by Illinois   11-12-21

## PLAYER MILESTONES

Points Leader	SEA	CAR	10+ Points	SEA	CAR	3-Point Plays	SEA	CAR
Marquis Eaton	5	32	Marquis Eaton	17	79	Marquis Eaton	1	20
Norchad Omier	15	24	Desi Sills	16	48	Caleb Fields	5	19
Caleb Fields	-	9	Caleb Fields	9	41	Norchad Omier	9	15
Desi Sills	6	6	Norchad Omier	21	36	Antwon Jackson	2	8
Markise Davis	1	3	Christian Willis	-	15	Desi Sills	6	6*
Malcolm Farrington	-	1	Malcolm Farrington	3	10	Keyon Wesley	1	4
Christian Willis	-	1	Markise Davis	5	7	Christian Willis	-	4
			Keyon Wesley	2	7	Markise Davis	1	2
Rebounds Leader	SEA	CAR	Avery Felts	2	3	Avery Felts	1	1
Norchad Omier	26	48	Antwon Jackson	1	3			
Marquis Eaton	-	4	Lazar Grbovic	-	1	4-Point Plays	SEA	CAR
Antwon Jackson	-	3	Caleb London	-	1	Avery Felts	1	1
Keyon Wesley	1	3				Marquis Eaton	-	1
Caleb Fields	1	2	20+ Points	SEA	CAR			
Desi Sills	1	1	Marquis Eaton	2	16	Triple-Doubles	SEA	CAR
Caleb London	-	1	Norchad Omier	10	13	-	-	-
Christian Willis	-	1	Desi Sills	3	8			
			Caleb Fields	-	4	Double-Doubles	SEA	CAR
Assists Leader	SEA	CAR	Markise Davis	-	1	Norchad Omier	18	33
Marquis Eaton	7	61	Keyon Wesley	-	1	Marquis Eaton	-	2
Caleb Fields	13	41				Keyon Wesley	-	2
Christian Willis	1	8	10+ Rebounds	SEA	CAR	Caleb Fields	1	1
Desi Sills	6	6	Norchad Omier	19	38	Desi Sills	-	1
Antwon Jackson	-	2	Keyon Wesley	1	3			
Markise Davis	1	1	Caleb Fields	1	1	Dunks	SEA	CAR
Norchad Omier	-	1	Desi Sills	-	1	Norchad Omier	50	76
						Keyon Wesley	7	28
*Leaders include ties			15+ Rebounds	SEA	CAR	Desi Sills	12	12*
			Norchad Omier	8	14	Markise Davis	10	11
			10+ Assists	SEA	CAR	Lazar Grbovic	2	4
			Marquis Eaton	-	2	Marquis Eaton	-	3
						Caleb Fields	-	2
						Antwon Jackson	1	1
						Caleb London	-	1

\* does not include total from time at Arkansas





## THE LAST TIME ...

### A TEAM SCORED 100+ POINTS IN A GAME

A-State ..... 115 vs Crowley's Ridge College (W, 115-49) | 12-4-20  
Opponent ..... 114 by Little Rock (W, 116-114 4 OT) | 3-14-14

### A TEAM SCORED 49 OR FEWER POINTS IN A GAME

A-State ..... 43 at Ole Miss (L, 43-71) | 11-8-19  
Opponent ..... 49 at UT Arlington (W 58-49) | 2-19-22

### A TEAM SCORED 90+ POINTS IN FNB ARENA

A-State ..... 95 vs Central Arkansas (W, 95-82) | 12-4-21  
Opponent ..... 90 by Louisiana (L, 87-90<sup>OT</sup>) | 3-9-19

### A TEAM SCORED 55 OR FEWER POINTS IN FNB ARENA

A-State ..... 51 vs Morehead State (L, 51-75) | 11-26-21  
Opponent ..... 46 by Air Force (W, 68-46) | 12-19-21

### A TEAM SCORED 90 POINTS IN A LOSS

A-State ..... 93 at Jacksonville (L, 93-101) | 1-22-96  
Opponent ..... 114 by Little Rock (W, 116-114 4OT) | 3-14-14

### A TEAM SCORED 60 OR FEWER POINTS IN A VICTORY

A-State ..... 58 at UT Arlington (58-49) | 2-19-22  
Opponent ..... 60 by ULM (L, 59-60) | 2-3-22

### A TEAM HAD 5+ PLAYERS SCORE IN DOUBLE FIGURES

A-State ..... Omier (21), Willis (16), Fields (11), Eaton (11), Jackson (11)  
Opponent ..... vs UAPB | 12-9-20  
..... by Louisiana | 1-6-22

### A TEAM WON A GAME BY 25+ POINTS

A-State ..... 27 vs Central Baptist College | 11-15-21  
Opponent ..... 39 by Illinois | 11-12-21

### A TEAM WON A GAME BY 50+ POINTS

A-State ..... 66 vs Crowley's Ridge College (115-49) | 12-4-20  
Opponent ..... 52 by Saint Louis (L, 38-90) | 1947

### A TEAM WON AN OVERTIME GAME

A-State ..... 76-68 vs Troy | 1-11-20  
Opponent ..... 77-83 at Louisiana | 1-6-22

### A TEAM WON A 2+ OVERTIME GAME

A-State ..... 75-71 vs FAU (2OT) | 12-14-18  
Opponent ..... 70-73 (OT) by ULM | 3-8-17

### A TEAM SHOT 60% FG IN A GAME

A-State ..... 63.9% (46-72) vs Crowley's Ridge College | 12-4-20  
Opponent ..... 60.8% (31-51) by Georgia Southern | 3-2-19

### A TEAM SHOT 30% OR WORSE FG IN A GAME

A-State ..... 28.3% (15-53) vs Stephen F. Austin | 11-30-19  
Opponent ..... 29.2% (19-65) at UT Arlington | 2-19-22

### A TEAM MADE 13+ 3-POINT FG IN A GAME

A-State ..... 13 (13-20) at Colorado State | 11-20-19  
Opponent ..... 14 (14-30) by Georgia State | 2-28-19

### A TEAM DID NOT MAKE A 3-POINT FG IN A GAME

A-State ..... vs Texas State (0-13) | 2-22-21  
Opponent ..... by Florida Atlantic (0-10) | 1-26-13

### A TEAM SHOT 60% 3-POINT FG IN A GAME (Min 10 Att)

A-State ..... 66.7% (6-9) vs Kansas City | 11-28-21  
Opponent ..... 60.0 (9-15) by Texas State | 1-23-16

### A TEAM MADE 30+ FREE THROWS IN A GAME

A-State ..... 39 (39-54) vs Coastal Carolina | 2-1-20  
Opponent ..... 30 (30-35) by Little Rock | 2-8-20

### A TEAM MADE 5 OR FEWER FREE THROWS IN A GAME

A-State ..... 4 (4-8) at Appalachian State | 1-27-22  
Opponent ..... 4 (4-7) by Air Force | 12-19-21

### A TEAM ATTEMPTED 40+ FREE THROWS IN A GAME

A-State ..... 54 vs Coastal Carolina | 2-1-20  
Opponent ..... 42 by North Dakota State | 11-11-16

### A TEAM SHOT 93% OR BETTER FREE THROWS IN A GAME

A-State ..... 95.0% (19-20) vs Georgia Southern | 1-1-22  
Opponent ..... 93.5% by Texas State (29-31) | 2-17-22

### A TEAM SHOT 40% OR WORSE FREE THROWS IN A GAME

A-State ..... 35.3% (6-17) vs UAM | 11-6-19  
Opponent ..... 38.5 (5-13) at Appalachian State | 1-27-22

### A TEAM HAD 20+ OFFENSIVE REBOUNDS IN A GAME

A-State ..... 21 vs UAPB | 12-9-20  
Opponent ..... 24 by Illinois | 11-12-21

### A TEAM HAD 5 OR FEWER OFFENSIVE REBOUNDS IN A GAME

A-State ..... 5 at Coastal Carolina | 1-29-22  
Opponent ..... 2 by South Alabama | 2-12-22

### A TEAM HAD 35+ DEFENSIVE REBOUNDS IN A GAME

A-State ..... 35 vs ULM | 1-2-17  
Opponent ..... 35 by Memphis | 12-2-20

### A TEAM HAD 50+ TOTAL REBOUNDS IN A GAME

A-State ..... 59 vs FAU | 12-14-18  
Opponent ..... 56 by Illinois | 11-12-21

### A TEAM HAD 22 OR FEWER TOTAL REBOUNDS IN A GAME

A-State ..... 21 at Texas Tech | 12-14-21  
Opponent ..... 22 by Crowley's Ridge College | 12-4-20

### A TEAM OUT-REBOUNDED ITS OPPONENT BY 20+

A-State ..... 21 (48-27) vs UAPB | 12-9-20  
Opponent ..... 24 (56-32) by Illinois | 11-12-21

### A TEAM HAD 20+ ASSISTS IN A GAME

A-State ..... 21 vs UT Arlington | 1-20-22  
Opponent ..... 20 by ULM | 1-8-22

### A TEAM HAD 7 OR FEWER ASSISTS IN A GAME

A-State ..... 6 at Morehead State | 11-29-20  
Opponent ..... 4 by Champion Christian | 12-20-20

### A TEAM COMMITTED 20+ TURNOVERS IN A GAME

A-State ..... 24 at Mississippi Valley State | 12-11-21  
Opponent ..... 20 by Louisiana | 2-5-22

### A TEAM COMMITTED 6 OR FEWER TURNOVERS IN A GAME

A-State ..... 6 vs ULM | 3-7-19  
Opponent ..... 5 by Appalachian State | 1-16-20

### A TEAM HAD 15+ STEALS IN A GAME

A-State ..... 19 vs Troy | 1-11-20  
Opponent ..... 15 by Eastern Michigan | 11-16-17

### A TEAM DID NOT HAVE A STEAL IN A GAME

A-State ..... vs Appalachian State | 2-4-17  
Opponent ..... by Florida Atlantic | 1-26-13

### A TEAM HAD 10+ BLOCKS IN A GAME

A-State ..... 10 vs Harding | 12-29-18  
Opponent ..... 10 by Morehead State | 11-26-21

### A TEAM DID NOT BLOCK A SHOT IN A GAME

A-State ..... vs ULM | 2-3-22  
Opponent ..... by Central Baptist College | 11-15-21

### A TEAM COMMITTED 30+ FOULS IN A GAME

A-State ..... 32 at Illinois | 11-12-21  
Opponent ..... 33 by Coastal Carolina | 2-1-20

### A TEAM COMMITTED 9 OR FEWER FOULS IN A GAME

A-State ..... 8 vs ULM | 12-29-17  
Opponent ..... 8 by Toledo | 12-17-13

### A TEAM HAD THREE PLAYERS DISQUALIFIED

A-State ..... Brevard, Matthews, Kus, Jackson vs Little Rock | 2-22-20  
Opponent ..... 3 players by Mississippi Valley State | 12-11-21

### A TEAM SCORED 50+ POINTS IN A HALF

A-State ..... 51 vs Central Arkansas (1st H) | 12-4-21  
Opponent ..... 50 by Troy (2nd H) | 2-10-22

### A TEAM HAD 20 OR FEWER POINTS IN A HALF

A-State ..... 13 at Texas State (1st H) | 2-15-20  
Opponent ..... 20 by Champion Christian (1st H) | 12-20-20

### A TEAM SHOT 65% OR BETTER FG IN A HALF

A-State ..... 65.6% (21-32) vs Central Baptist College (2nd H) | 11-15-21  
Opponent ..... 65.4% (17-26) by Texas Tech (1st H) | 12-14-21

### A TEAM SHOT 20% OR WORSE FG IN A HALF

A-State ..... 19.2% (5-26) at Texas State (1st H) | 2-15-20  
Opponent ..... 18.2% (6-33) by Little Rock (2nd H) | 1-25-14



## THE LAST TIME ...

### A TEAM MADE 8+ 3-POINTERS IN A HALF

A-State ..... 8 (8-17) vs Champion Christian (2nd H) | 12-20-20  
Opponent ..... 8 (8-15) by UAPB (1st H) | 12-9-20

### A TEAM MADE 19+ FREE THROWS IN A HALF

A-State ..... 19 (19-20) vs Georgia Southern (2nd H) | 1-1-22  
Opponent ..... 19 (19-22) by Texas State (2nd H) | 2-14-19

### A TEAM DID NOT MAKE A FREE THROW IN A HALF

A-State ..... at UT Arlington (0-2, 1st H) | 2-19-22  
Opponent ..... by Kansas City (0-0, 2nd H) | 11-28-21

### A TEAM DID NOT ATTEMPT A FREE THROW IN A HALF

A-State ..... vs Georgia Southern (0-0, 1st H) | 1-1-22  
Opponent ..... by Kansas City (0-0, 2nd H) | 11-28-21

### A PLAYER SCORED 30+ POINTS IN A GAME

A-State ..... 31 by Norchad Omier at Troy | 2-10-22  
Opponent ..... 31 by Rudi Williams (Coastal Carolina) | 2-23-22

### A PLAYER SHOT 100% FG IN A GAME (Min 7 Att.)

A-State ..... 7-7 by Salif Boudie vs Gardner-Webb | 11-25-18  
Opponent ..... 7-7 by Vladimir Brodziansky (TCU) | 12-3-16

### A PLAYER MADE 7+ 3-POINTERS IN A GAME

A-State ..... 7 (7-9) by Grantham Gillard vs ULM | 3-7-19  
Opponent ..... 8 (8-15) by Keishawn Brewton (Coastal Carolina) | 1-18-20

### A PLAYER MADE 14+ FREE THROWS IN A GAME

A-State ..... 15 (15-17) by J.J. Matthews vs Coastal Carolina | 2-1-20  
Opponent ..... 14 (14-19) by Kamani Johnson (Little Rock) | 2-22-20

### A PLAYER HAD 7+ OFFENSIVE REBOUNDS IN A GAME

A-State ..... 7 by Norchad Omier vs Louisiana | 2-5-22  
Opponent ..... 7 by Johni Broome (Morehead State) | 11-29-20

### A PLAYER HAD 15+ TOTAL REBOUNDS IN A GAME

A-State ..... 15 by Norchad Omier vs Coastal Carolina | 2-24-22  
Opponent ..... 16 by Kamani Johnson (Little Rock) | 2-22-20

### A PLAYER HAD 12+ ASSISTS IN A GAME

A-State ..... 13 by Donte Thomas at Central Arkansas | 12-16-16  
Opponent ..... 14 by Nimrod Hilliard (Lamar) | 11-30-13

### A PLAYER HAD 7+ TURNOVERS IN A GAME

A-State ..... 7 by Caleb Fields at Texas State | 2-17-22  
Opponent ..... 7 by Elijah McCadden (Georgia Southern) | 1-1-22

### A PLAYER HAD 6+ STEALS

A-State ..... 7 by Malik Brevard vs Troy | 1-11-20  
Opponent ..... 6 by Georgi Boyanov (South Alabama) | 2-4-16

### A PLAYER PLAYED ALL 40 MINUTES IN REGULATION

A-State ..... Marquis Eaton vs Little Rock | 2-22-20  
Opponent ..... Markquis Nowell (Little Rock) | 2-2-19

## RESULTS AND GAME LEADERS

Date		W/L	SCORE	Record (SBC)	High Points	High Rebounds	High Assists	High Blocks	High Steals	Attendance
Nov. 9	Harding	W	81-55	1-0	Sills - 21	Omier - 12	Fields - 4	Omier - 4	2 Players - 3	1,817
Nov. 12	at Illinois	L	53-92	1-1	Eaton - 15	Omier - 5	Fields - 5	2 Players - 1	4 Players - 1	14,327
Nov. 15	Central Baptist	W	90-63	2-1	Omier - 16	3 Players - 6	2 Players - 7	5 Players - 1	Sills - 4	1,418
Nov. 19	at SEMO	W	72-60	3-1	Omier - 18	Omier - 12	Fields - 7	Felts - 2	6 Players - 1	1,145
Nov. 26	Morehead State	L	51-75	3-2	Sills - 15	Omier - 8	Eaton - 5	Omier - 2	Omier - 4	1,132
Nov. 28	Kansas City	W	66-55	4-2	Sills - 18	Omier - 8	2 Players - 5	4 Players - 1	Sills - 4	801
Dec. 4	Central Arkansas	W	95-82	5-2	2 Players - 19	Omier - 13	Fields - 6	Omier - 2	5 Players - 1	951
Dec. 8	at UAPB	W	84-73	6-2	Sills - 25	Omier - 12	2 Players - 4	Sills - 2	2 Players - 3	3,148
Dec. 11	at MS Valley State	W	82-77	7-2	Eaton - 18	Omier - 15	Fields - 6	Omier - 2	Sills - 3	237
Dec. 14	at Texas Tech	L	62-75	7-3	Davis - 17	Omier - 7	Sills - 9	2 Players - 1	Sills - 3	12,431
Dec. 19	Air Force	W	68-46	8-3	Omier - 22	Omier - 16	Fields - 4	Omier - 6	Eaton - 2	945
Dec. 21	Lyon College	W	88-66	9-3	Omier - 31	Omier - 10	Fields - 6	Omier - 5	Felts - 3	615
Jan. 1	Georgia Southern	W	74-56	10-3 (1-0)	Omier - 18	Omier - 11	2 Players - 4	2 Players - 2	Sills - 4	1,012
Jan. 6	at Louisiana	L	77-83 <sup>OT</sup>	10-4 (1-1)	Omier - 29	Omier - 17	Fields - 7	Omier - 3	4 Players - 1	2,682
Jan. 8	at ULM	W	90-83	11-4 (2-1)	Eaton - 25	2 Players - 11	Sills - 8	Omier - 4	Omier - 2	2,245
Jan. 20	UT Arlington	W	75-70	12-4 (3-1)	Omier - 18	Omier - 16	Eaton - 8	Davis - 1	3 Players - 2	1,161
Jan. 22	Texas State	W	67-60	13-4 (4-1)	Omier - 23	Omier - 13	Fields - 7	Omier - 3	2 Players - 2	1,716
Jan. 27	at App State	L	54-61	13-5 (4-2)	Eaton - 13	Omier - 10	Fields - 4	Omier - 2	4 Players - 1	3,045
Jan. 29	at Coastal Carolina	W	73-66	14-5 (5-2)	Omier - 22	Omier - 10	2 Players - 4	None	Fields - 3	1,282
Feb. 3	ULM	L	59-60	14-6 (5-3)	Omier - 23	Omier - 26	Eaton - 8	None	Sills - 3	1,003
Feb. 5	Louisiana	W	67-58	15-6 (6-3)	Sills - 15	Omier - 17	Fields - 9	3 Players - 1	2 Players - 3	2,542
Feb. 10	at Troy	L	77-79	15-7 (6-4)	Omier - 31	Omier - 11	Fields - 6	2 Players - 1	Sills - 3	2,917
Feb. 12	at South Alabama	L	51-70	15-8 (6-5)	Eaton - 10	Omier - 9	Eaton - 2	2 Players - 1	Eaton - 3	2,674
Feb. 17	at Texas State	L	67-84	15-9 (6-6)	Omier - 14	Omier - 9	Sills - 3	Omier - 4	Omier - 4	5,388
Feb. 19	at UT Arlington	W	58-49	16-9 (7-6)	Omier - 22	Omier - 16	Davis - 6	Omier - 2	Omier - 3	1,912
Feb. 24	Coastal Carolina	L	69-74	16-10 (7-7)	Omier - 23	Omier - 15	Eaton - 6	Omier - 5	Omier - 5	819
Feb. 26	App State									



## GAME-BY-GAME STATISTICS

OPPONENT	W/L	FG-FGA	PCT	3FG-FGA	PCT	FT-FTA	.PCT	OR	DR	TOT	PF	AST	TO	BLK	STL
A-State	W	29-66	.439	3-16	.188	20-21	.952	13	30	43	14	12	13	5	12
Harding		21-60	.350	6-21	.286	7-9	.778	10	24	34	21	8	20	3	8
A-State	L	18-59	.305	3-16	.188	14-16	.875	10	22	32	32	9	19	2	4
at Illinois		32-70	.457	5-25	.200	23-38	.605	24	32	56	18	14	13	5	5
A-State	W	36-68	.529	7-19	.368	11-19	.579	11	34	45	26	28	12	5	13
Central Baptist		20-57	.351	2-15	.133	21-34	.618	13	27	40	17	9	18	0	5
A-State	W	26-59	.441	8-19	.421	12-14	.857	16	29	45	18	15	14	4	6
at Southeast Missouri		21-58	.362	5-19	.263	13-19	.684	13	19	32	15	11	12	2	7
A-State	L	19-51	.373	2-7	.286	11-19	.579	9	18	27	10	9	16	5	10
Morehead State		32-60	.533	9-23	.391	2-8	.250	13	27	40	17	17	18	10	10
A-State	W	23-43	.535	6-9	.667	14-21	.667	4	24	28	19	17	14	4	8
Kansas City		20-48	.417	4-15	.267	11-14	.786	5	20	25	18	15	13	1	6
A-State	W	30-59	.508	6-18	.333	18-22	.818	8	28	36	15	16	12	5	8
Central Arkansas		28-64	.438	7-19	.368	10-18	.556	11	22	33	18	18	10	3	12
A-State	W	30-59	.508	6-18	.333	18-22	.818	8	28	36	15	16	12	5	8
at Arkansas-Pine Bluff		28-64	.438	7-19	.368	10-18	.556	11	22	33	18	18	10	3	12
A-State	W	25-45	.556	4-8	.500	28-38	.737	9	30	39	18	16	24	3	10
at Mississippi Valley		31-70	.443	6-24	.250	9-12	.750	11	16	27	28	13	16	3	14
A-State	L	23-53	.434	9-30	.300	7-14	.500	6	15	21	15	17	10	2	7
at Texas Tech		28-50	.560	7-18	.389	12-16	.750	7	29	36	15	14	15	2	6
A-State	W	27-57	.474	5-16	.313	9-14	.643	15	29	44	12	16	15	6	6
Air Force		18-56	.321	6-21	.286	4-7	.571	11	18	29	15	12	15	1	7
A-State	W	40-74	.541	2-15	.133	6-10	.600	15	27	42	16	25	7	7	10
Lyon College		20-53	.377	8-18	.444	18-23	.783	8	23	31	10	9	14	2	3
A-State	W	25-57	.439	5-18	.278	19-20	.950	10	29	39	18	16	18	6	12
Georgia Southern		22-60	.367	2-15	.133	10-17	.588	12	23	35	19	7	20	3	8
A-State	L	25-71	.352	5-18	.278	22-27	.815	15	26	41	20	15	9	3	4
at Louisiana		30-60	.500	5-14	.357	18-24	.750	7	33	40	19	14	13	6	4
A-State	W	34-60	.567	7-17	.412	15-21	.714	8	30	38	14	20	12	5	5
at ULM		34-72	.472	9-24	.375	6-12	.500	12	21	33	17	20	8	3	6
A-State	W	26-52	.491	6-17	.353	17-22	.773	10	23	33	12	21	14	1	7
UT Arlington		26-56	.464	6-18	.333	12-13	.923	7	20	27	19	13	14	4	8
A-State	W	28-58	.483	6-22	.273	5-7	.714	11	20	31	13	19	12	4	6
Texas State		24-51	.471	4-13	.308	8-13	.615	9	20	29	13	8	13	2	5
A-State	L	21-55	.382	8-23	.348	4-8	.500	6	29	35	15	8	14	4	4
at Appalachian State		24-57	.421	8-21	.381	5-13	.385	8	31	39	11	11	11	3	6
A-State	W	28-55	.509	11-24	.458	6-9	.667	5	27	32	10	14	11	0	8
at Coastal Carolina		24-63	.381	10-24	.417	8-12	.667	13	25	38	11	12	10	3	4
A-State	L	22-61	.361	4-22	.182	11-17	.647	16	26	42	13	18	12	0	8
ULM		23-53	.434	5-12	.417	9-15	.600	7	26	33	16	9	12	5	6
A-State	W	23-58	.397	5-16	.313	16-20	.800	9	21	30	22	15	11	3	13
Louisiana		18-53	.340	6-23	.261	16-20	.800	15	28	43	18	8	20	6	4
A-State	L	27-53	.509	5-14	.357	18-23	.783	9	24	33	16	17	15	2	6
at Troy		27-58	.466	9-25	.360	16-22	.727	10	19	29	15	18	12	2	10
A-State	L	18-55	.327	3-20	.150	12-20	.600	11	24	35	12	8	12	2	8
at South Alabama		26-51	.510	11-19	.579	7-9	.778	2	30	32	17	13	13	3	5
A-State	L	21-45	.467	4-11	.364	21-25	.840	6	21	27	25	13	21	4	7
at Texas State		25-51	.490	5-12	.417	29-31	.935	6	20	26	23	9	14	5	13
A-State	W	22-51	.431	2-20	.100	12-18	.667	8	33	41	13	16	14	2	6
at UT Arlington		19-65	.292	5-16	.313	6-8	.750	14	24	38	19	9	11	2	8
A-State	L	25-60	.417	6-21	.286	13-16	.813	6	23	29	15	17	13	6	13
Coastal Carolina		28-56	.500	6-18	.333	12-15	.800	8	30	38	16	9	18	3	7
A-State															
Appalachian State															



## POINTS-REBOUNDS-ASSISTS

OPPONENT	Fields	Davis	Felts	Sills	Willis	Farrington	Grbovic	Tingling	Fantina	Omier	Ndour	Wesley	Eaton	London	Jackson
Harding	7-6-4	4-3-1	0-1-0	21-0-2	3-1-0	3-1-1	2-1-0	2-0-1	0-1-0	15-12-1	0-1-0	8-7-1	10-2-1	INJ	6-7-0
at Illinois	6-2-5	5-2-0	INJ	8-0-0	0-0-0	0-2-0	0-4-0	2-2-0	0-0-0	4-5-0	DNP	2-1-0	15-4-3	3-2-0	8-3-1
Central Baptist	12-5-7	6-3-1	INJ	12-6-4	7-3-0	9-1-1	9-1-0	0-0-3	0-1-0	16-6-0	0-0-0	8-6-2	5-3-7	2-5-0	4-5-3
at SEMO	16-6-7	4-1-0	9-2-0	9-5-1	0-2-0	DNP	DNP	DNP	DNP	18-12-3	DNP	2-5-1	8-2-2	DNP	6-3-1
Morehead State	4-0-3	2-3-0	0-1-0	15-3-0	0-2-0	3-1-0	2-1-0	DNP	0-0-0	9-8-1	DNP	1-2-0	10-2-5	INJ	5-4-0
Kansas City	5-3-5	10-4-0	0-1-0	18-3-5	2-1-0	5-1-0	DNP	DNP	DNP	10-8-1	DNP	4-3-1	7-3-4	INJ	5-1-1
Central Arkansas	18-4-6	4-3-2	INJ	19-4-3	8-1-1	6-0-2	DNP	0-0-0	0-0-0	19-13-1	DNP	6-5-1	12-3-3	INJ	3-4-1
at UAPB	13-4-0	2-3-0	INJ	25-2-4	3-1-4	0-0-1	DNP	DNP	DNP	14-12-3	DNP	5-10-1	22-3-3	INJ	INJ
at MS Valley State	5-4-6	5-4-1	0-0-0	17-2-2	3-2-0	0-0-0	9-2-0	DNP	DNP	15-15-2	DNP	10-6-1	18-4-4	INJ	INJ
at Texas Tech	0-3-2	17-1-0	DNP	3-4-9	0-0-0	14-1-0	6-2-0	DNP	DNP	5-7-1	DNP	2-0-0	15-0-5	INJ	INJ
Air Force	4-3-4	0-0-1	0-1-0	12-2-3	0-2-1	6-1-1	0-3-1	0-1-0	0-1-0	22-16-0	0-0-1	8-6-1	16-7-2	INJ	0-1-1
Lyon College	3-3-6	14-3-1	0-2-2	10-2-3	2-3-2	2-2-0	0-1-0	2-0-1	6-1-1	31-10-1	0-1-0	8-5-2	6-3-4	INJ	4-6-2
Georgia Southern	11-7-4	2-6-1	3-1-1	15-4-4	INJ	6-2-0	0-0-0	0-0-1	0-0-0	18-11-2	0-0-0	4-5-2	15-1-1	INJ	0-2-0
at Louisiana	9-5-7	11-5-0	0-0-0	8-4-4	INJ	6-0-0	DNP	DNP	DNP	29-17-0	DNP	5-4-1	9-2-3	INJ	0-2-0
at ULM	17-11-6	INJ	7-3-1	12-4-8	INJ	0-0-0	2-0-0	DNP	DNP	24-11-1	DNP	3-3-1	25-4-3	INJ	0-0-0
UT Arlington	12-4-6	6-1-1	3-1-0	16-4-1	0-1-0	0-0-0	DNP	DNP	DNP	18-16-2	INJ	4-1-2	16-4-8	INJ	0-1-1
Texas State	3-3-7	INJ	5-2-2	21-5-4	DNP	0-0-0	DNP	DNP	DNP	23-13-1	INJ	0-4-2	11-2-3	INJ	4-2-0
at App State	0-4-4	INJ	10-2-1	8-6-0	DNP	10-4-2	DNP	DNP	DNP	11-10-0	INJ	2-3-0	13-4-1	INJ	DNP
at Coastal Carolina	12-2-4	INJ	13-2-1	6-7-2	DNP	6-0-2	DNP	DNP	DNP	22-10-1	INJ	2-5-0	12-1-4	INJ	0-2-0
ULM	4-4-4	2-1-1	3-2-0	9-4-5	DNP	1-2-0	0-0-0	DNP	DNP	23-26-0	INJ	14-2-0	3-1-8	INJ	DNP
Louisiana	0-2-9	13-3-0	DNP	15-3-0	DNP	6-1-1	0-0-0	DNP	DNP	8-17-2	INJ	5-1-0	10-0-2	INJ	10-3-1
at Troy	12-2-6	2-1-1	6-2-1	8-4-4	0-0-0	0-2-1	0-0-0	DNP	DNP	31-11-1	INJ	2-0-0	14-4-3	INJ	2-1-0
at South Alabama	4-1-0	8-3-1	1-1-1	INJ	2-1-1	0-5-0	0-0-0	0-0-1	8-3-0	9-9-1	INJ	INJ	10-4-2	INJ	9-5-1
at Texas State	5-2-1	8-0-1	6-1-2	13-4-3	1-1-0	3-0-0	DNP	DNP	DNP	14-9-1	INJ	6-2-3	9-3-2	INJ	2-0-0
at UT Arlington	2-2-3	6-3-6	3-2-1	10-2-1	DNP	0-2-0	DNP	DNP	2-2-0	22-16-2	INJ	4-2-0	3-3-3	INJ	6-3-0
Coastal Carolina	9-4-2	8-3-0	5-2-1	7-2-2	DNP	10-1-3	DNP	DNP	DNP	23-15-3	INJ	0-1-0	7-1-6	INJ	0-0-0
App State															

## SCORING + SPECIALTY STATS

OPPONENT	First Half		Second Half		Total		Starters		Bench		In the Paint		2nd Chance		Off Turnovers	
	A-State	Opp	A-State	Opp	A-State	Opp	A-State	Opp	A-State	Opp	A-State	Opp	A-State	Opp	A-State	Opp
Harding	40	25	41	30	81	55	61	33	20	22	40	26	18	9	26	10
at Illinois	26	48	27	44	53	92	35	57	18	35	18	46	7	25	5	28
Central Baptist	38	30	52	33	90	63	53	41	37	22	48	36	9	11	29	8
at SEMO	39	33	33	27	72	60	56	46	19	14	30	28	16	13	7	16
Morehead State	23	26	28	39	51	75	39	64	12	11	26	44	3	11	16	19
Kansas City	39	32	27	23	66	55	44	30	22	25	28	30	3	0	12	10
Central Arkansas	51	44	44	47	95	82	74	58	21	24	38	34	14	20	16	20
at UAPB	38	48	46	25	84	73	79	49	5	24	44	38	7	11	8	12
at MS Valley State	33	34	49	43	82	77	60	49	22	28	34	42	14	10	16	31
at Texas Tech	28	45	34	30	62	75	40	48	22	27	12	40	7	13	14	14
Air Force	34	24	34	22	68	46	42	31	26	15	38	20	13	11	23	14
Lyon College	45	35	43	31	88	66	58	50	30	16	60	12	17	2	21	10
Georgia Southern	27	22	47	34	74	56	63	36	11	20	34	38	7	13	13	13
at Louisiana	30	35	43	38	77	83	60	61	17	22	30	42	16	10	10	17
at ULM	42	51	48	32	90	83	81	59	9	24	38	50	3	15	7	9
UT Arlington	26	35	49	35	75	70	66	60	9	10	32	26	10	10	19	12
Texas State	32	32	35	28	67	60	58	39	9	21	34	22	12	9	12	12
at App State	27	33	27	28	54	61	34	45	20	16	24	32	0	5	9	15
at Coastal Carolina	33	35	40	31	73	66	54	59	19	7	24	26	7	11	11	12
ULM	29	26	34	30	59	60	53	55	6	5	34	30	16	4	7	12
Louisiana	34	23	33	35	67	58	38	48	29	10	26	18	16	11	19	14
at Troy	35	29	42	50	77	79	67	60	10	19	36	28	6	14	16	22
at South Alabama	25	45	26	25	51	70	32	42	19	28	28	22	9	5	15	11
at Texas State	29	48	38	36	67	84	49	71	18	13	22	18	6	9	18	22
at UT Arlington	26	22	32	27	58	49	43	31	15	18	30	22	11	15	8	7
Coastal Carolina	33	36	36	38	69	74	46	55	23	19	22	32	10	12	19	9
App State																





## 2021-22 BOX SCORES

<b>1</b>	<b>HARDING A-STATE</b>	<b>55</b>
Nov. 9	Attendance: 1,817	• 81

FIRST NATIONAL BANK ARENA / JONESBORO, ARK.

Harding 55 - 0-0															
#	Player	Total FG-FGA	3-P FG-FGA	Rebounds Off-Def	PF	TP	A	T	Bk	Stl	Min				
21	Taylor Currie	1-3	1-3	1-2	1	4	5	2	8	0	4	1	0	18	
11	Omier Norchad	1-2	0-0	0-0	1	2	3	2	2	0	0	0	0	19	
13	Sheton Smithson	1-2	0-0	0-0	1	2	3	2	14	0	0	0	0	19	
23	Romen Martin	1-2	0-0	0-0	0	1	1	1	1	0	0	0	0	18	
33	Ramon Santiago	1-3	0-0	0-0	0	1	1	1	1	0	0	0	0	20	
22	Cooper Vandandingham	0-0	0-0	0-0	0	0	0	0	0	0	0	0	0	4	
33	Sam Henderson	0-0	0-0	0-0	0	0	0	0	0	0	0	0	0	4	
04	Davis Morgan	2-4	1-1	2-2	0	2	2	0	7	1	2	0	0	18	
05	Jordan West	1-2	0-0	2-2	0	4	4	0	2	0	2	0	0	17	
15	Wyatt Gilbert	0-2	0-0	0-0	1	3	4	0	1	2	0	0	0	18	
12	Collier Blackmon	1-2	0-0	0-0	0	0	0	0	3	1	0	0	0	12	
12	Collier Blackmon	0-2	0-1	0-0	0	1	1	0	2	0	0	0	0	1	
12	Collier Blackmon	0-1	0-0	0-0	0	1	1	0	2	0	0	0	0	1	
34	Josh Perkins	3-4	0-0	0-0	1	4	5	3	6	0	1	0	1	11	
40	Nicholas Watson	0-0	0-0	0-0	0	1	1	0	0	1	0	0	0	2	
42	Tyler Moore	1-2	0-0	0-0	2	1	3	2	2	0	2	2	1	11	
Totals		21-60	8-21	7-9	10	24	34	21	55	8	20	3	6	200	
FG % 1st Half: 10-31		32.3%	2nd half: 11-29	37.5%	Game: 21-60		35.0%	Deaball							
3FG % 1st Half: 1-9		11.1%	2nd half: 5-12	41.7%	Game: 6-21		28.6%	Rebounds							
FT % 1st Half: 4-5		80.0%	2nd half: 3-4	75.0%	Game: 7-9		77.8%	Deaball							

Arkansas State 81 - 1-0																			
#	Player	FG	Total FG	3-P	Total 3-P	FT	Total FT	Rebounds	Off	Def	Tot	PF	TP	A	T	Bk	Stl	Min	
15	Omier Norchad	1-1	6-11	0-0	1-1	3-4	5	7	12	2	15	1	15	1	2	4	3	24	
22	Wesley Keyon	1-1	3-3	0-0	0-0	2-2	2	5	7	2	12	1	12	1	2	0	3	23	
04	Jacob Grandison	1-2	5-8	0-0	0-0	1-1	5	6	6	8	7	2	7	2	0	0	0	23	
04	Silla, Desi	1-2	6-12	0-0	0-0	0-0	0	0	0	0	0	21	2	0	0	0	0	20	
23	Eaton Marquis	1-2	4-8	0-0	0-0	2-2	0	2	2	2	10	1	4	3	1	0	1	26	
04	Davis Markise	1-2	1-2	0-0	0-0	0-0	1	2	3	1	4	0	0	0	0	0	0	13	
22	Feltz Avery	0-0	0-0	0-0	0-0	0-0	0	0	1	1	0	0	0	0	0	0	0	12	
05	Willis Christian	1-2	1-2	0-0	0-0	0-0	0	0	1	1	0	0	0	0	0	0	0	19	
12	Farrington Malcolm	1-5	1-5	1-5	0-0	0-0	0	0	1	1	2	3	1	0	0	0	0	19	
12	Gibson, Lazar	0-0	0-0	0-0	0-0	0-0	0	0	1	1	0	0	0	0	0	0	0	4	
12	Farrington Malcolm	0-0	0-0	0-0	0-0	2-2	0	0	0	0	1	2	1	1	0	0	0	4	
12	Tingling Nicolas	0-0	0-0	0-0	0-0	0-0	0	0	1	1	0	0	0	0	0	0	0	1	
12	Tingling Nicolas	0-0	0-0	0-0	0-0	0-0	0	0	1	1	0	0	0	0	0	0	0	1	
21	Ndour Cheikh	0-0	0-0	0-0	0-0	0-0	0	0	1	1	0	0	0	0	0	0	0	2	
04	Jackson Antwon	0-0	0-0	0-0	0-0	2-2	0	0	1	1	0	0	0	0	0	0	0	14	
Totals		12-35		5-15		20-21		10		30		40		14		81		12 13 5 12 200	
FG % 1st Half: 14-34		41.2%		2nd half: 15-32		46.9%		Game: 29-66		44.1%								Deaball	
3FG % 1st Half: 0-0		0.0%		2nd half: 3-7		42.9%		Game: 3-16		18.8%								Rebounds	
FT % 1st Half: 13-19		68.4%		2nd half: 8-8		100.0%		Game: 20-21		95.2%								Deaball	

Officials: Tim Fitzgerald,Marqus Hawkins,Mark Pilem  
Technical fouls: Harding-None. Arkansas State-None.  
Attendance: 1817

Points by periods		1st	2nd	Total
Arkansas State		25	30	55
Harding		10	41	51

Last FG - HARD by 02:02 ASU led by 18.  
Largest lead - HARD by 3 in 16:29 ASU by 27 21-11-58.  
HARD led by 02:40 ASU led by 37:38. Game was tied by 01:42.

<b>4</b>	<b>A-STATE SEMO</b>	<b>72</b>
Nov. 19	Attendance: 1,145	• 60

SHOW ME CENTER / CAPE GIRARDEAU, MO.

Arkansas State 72 - 3-1																	
#	Player	Total			3-P			Rebounds			PF	TP	A	T	Bk	Stl	Min
		FG	FGA	FG-FGA	FT	FTA	FT-FTA	Off	Def	Tot							
15	Omier Norchad	1-10	1-3	3-4	3	9	12	4	18	3	3	1	1	27			
22	Wesley Keyon	1-4	0-0	0-0	3	2	5	4	1	0	0	0	0	26			
04	Fields, Caleb	1-14	2-2	2-2	1	5	6	2	16	7	3	0	1	35			
04	Silla, Desi	1-8	0-2	3-4	0	5	5	3	9	1	3	0	1	30			
23	Eaton Marquis	1-9	2-6	2-2	1	1	2	3	8	2	4	0	1	32			
04	Davis Markise	1-3	0-2	2-2	1	0	1	0	4	0	0	0	0	12			
02	Feltz Avery	3-4	3-4	0-0	0	2	2	0	9	0	1	2	1	20			
05	Willis Christian	0-2	0-0	0-0	1	1	2	0	0	0	0	0	0	5			
04	Jackson Antwon	3-5	0-0	0-0	1	2	3	2	6	1	0	1	1	13			
Totals		26-59	8-19	12-14	16	29	45	18	72	15	14	4	6	200			
FG % 1st Half: 15-35		42.9%	2nd half: 11-24		45.8%	Game: 26-59		44.1%							Deaball		
3FG % 1st Half: 5-12		41.7%	2nd half: 3-7		42.9%	Game: 8-19		42.1%							Rebounds		
FT % 1st Half: 4-4		100.0%	2nd half: 8-10		80.0%	Game: 12-14		85.7%							Deaball		

Southeast Missouri 60 - 1-2																		
#	PLAYER	Total			3-P		Rebounds					PF	TP	A	T	Bk	Stl	Min
		FG	F-GA	FT	F-FTA	Off	Def	Tot	Off	Def	Tot							
20	THOMPSON, Sam	1-2	0-2	0-0	1-2	3	1	4	0	5	1	0	1	0	1	0	16	
21	AKENTEN, Nana	1-8	1-4	2-2	2	1	3	2	5	0	0	1	3	2	0	0	22	
04	RUSSELL, Phillip	1-8	2-5	5-6	0	1	1	2	13	2	1	0	0	0	29			
04	REED, JR, Eric	1-3	0-1	1-2	1	1	2	2	15	3	1	0	3	0	34			
11	NICHOLAS, DO	1-10	0-2	2-2	2	3	5	0	8	1	3	0	0	0	26			
05	HARRIS, Chris	0-2	0-1	0-0	2	2	4	2	2	0	2	0	0	0	14			
15	PATTERSON, Manny	3-4	0-0	0-0	2	1	3	4	6	0	3	0	0	0	12			
14	JOHNSON, Ryan	1-2	0-0	0-1	0	0	0	2	2	0	0	0	0	0	6			
25	RUSSELL, Nygal	1-5	0-3	0	0	3	6	0	2	2	1	0	0	0	24			
03	JOHNSON, Dylan	1-1	0-0	0-2	1	0	1	0	2	2	1	0	1	0	17			
	Team						0	0	0	0	0	0	0	0	0	0		
Totals		21-58	11-39	13-19	13	23	35	60	11	12	2	7	20					
3FG % 1-4		43.3	44.4	50.0														
3FG % 1-2		50.0																
3FG % 1-1		5.1	9.1															
3FG % 5-19		26.3																
3FG % 1-0		0.0																
3FG % 0-0		0.0																
3FG % 0-1		0.0																
3FG % 0-2		0.0																
3FG % 0-3		0.0																
3FG % 0-4		0.0																
3FG % 0-5		0.0																
3FG % 0-6		0.0																
3FG % 0-7		0.0																
3FG % 0-8		0.0																
3FG % 0-9		0.0																
3FG % 0-10		0.0																
3FG % 0-11		0.0																
3FG % 0-12		0.0																
3FG % 0-13		0.0																
3FG % 0-14		0.0																
3FG % 0-15		0.0																
3FG % 0-16		0.0																
3FG % 0-17		0.0																
3FG % 0-18		0.0																
3FG % 0-19		0.0																
3FG % 0-20		0.0																
3FG % 0-21		0.0																
3FG % 0-22		0.0																
3FG % 0-23		0.0																
3FG % 0-24		0.0																
3FG % 0-25		0.0																
3FG % 0-26		0.0																
3FG % 0-27		0.0																
3FG % 0-28		0.0																
3FG % 0-29		0.0																
3FG % 0-30		0.0																
3FG % 0-31		0.0																
3FG % 0-32		0.0																
3FG % 0-33		0.0																
3FG % 0-34		0.0																
3FG % 0-35		0.0																
3FG % 0-36		0.0																
3FG % 0-37		0.0																
3FG % 0-38		0.0																
3FG % 0-39		0.0																
3FG % 0-40		0.0																
3FG % 0-41		0.0																
3FG % 0-42		0.0																
3FG % 0-43		0.0																
3FG % 0-44		0.0																
3FG % 0-45		0.0																
3FG % 0-46		0.0																
3FG % 0-47		0.0																
3FG % 0-48		0.0																
3FG % 0-49		0.0																
3FG % 0-50		0.0																
3FG % 0-51		0.0																
3FG % 0-52		0.0																
3FG % 0-53		0.0																
3FG % 0-54		0.0																
3FG % 0-55		0.0																
3FG % 0-56		0.0																
3FG % 0-57		0.0																
3FG % 0-58		0.0																
3FG % 0-59		0.0																
3FG % 0-60		0.0																
3FG % 0-61		0.0																
3FG % 0-62		0.0																
3FG % 0-63		0.0																
3FG % 0-64		0.0																
3FG % 0-65		0.0																
3FG % 0-66		0.0																
3FG % 0-67		0.0																
3FG % 0-68		0.0																
3FG % 0-69		0.0																
3FG % 0-70		0.0																
3FG % 0-71		0.0																
3FG % 0-72		0.0																
3FG % 0-73		0.0																
3FG % 0-74		0.0																
3FG % 0-75		0.0																
3FG % 0-76		0.0																
3FG % 0-77		0.0																
3FG % 0-78		0.0																
3FG % 0-79		0.0																
3FG % 0-80		0.0																
3FG % 0-81		0.0																
3FG % 0-82		0.0																
3FG % 0-83		0.0																
3FG % 0-84		0.0																
3FG % 0-85		0.0																
3FG % 0-86		0.0																
3FG % 0-87		0.0																
3FG % 0-88		0.0																
3FG % 0-89		0.0																
3FG % 0-90		0.0																
3FG % 0-91		0.0																
3FG % 0-92		0.0																
3FG % 0-93		0.0																
3FG % 0-94		0.0																
3FG % 0-95		0.0																
3FG % 0-96		0.0																
3FG % 0-97		0.0																
3FG % 0-98		0.0																
3FG % 0-99		0.0																
3FG % 0-100		0.0																



## 2021-22 BOX SCORES

<b>7</b>	<b>CENTRAL ARKANSAS A-STATE</b>	<b>82</b>
<b>Dec. 4</b>	Attendance: 951	<b>•95</b>

FIRST NATIONAL BANK ARENA / JONESBORO, ARK.

### Central Ark. 82 - 1-8

#	Player	Total		3-Pr		Rebounds					PF					A	T	Bk	Stl	Min
		FG	FTA	FG	FTA	Off	Def	Tot	TP	FT	TP	FT	TP	FT						
12	Darius Hall	1	12.0	2-5	4-6	3	6	9	3	0	3	3	0	3	3	0	1	36		
24	Jared Chatham	1	3-7	0-2	2-4	4	0	4	0	4	3	2	1	1	3	0	3			
14	Collin Cooper	1	2-8	2-7	3-5	0	0	0	4	4	9	3	3	0	1	31	3			
23	Carmen Hunter	1	3-6	0-2	0-0	1	1	2	3	1	2	3	6	2	0	15	2			
34	Jaxson Baker	1	2-6	1-3	0-0	1	0	1	0	5	1	0	0	0	17	1				
00	SK Shitu	0	0-0	0-0	0-0	0	0	0	0	0	0	0	0	0	1	0				
11	Ibbo Klintman	1	1-4	1-3	0-0	2	1	3	1	3	2	0	0	0	15	0				
11	Vincent Reeves	3	5-5	1-2	4-5	1	1	2	2	1	1	1	2	22	1					
13	Eddy Kayoloud	2	3-3	0-0	0-0	1	0	1	3	4	1	0	1	14	2					
25	Elas Cato	1	1-4	0-0	4-4	2	0	2	4	6	1	0	0	15	0					
Team		0	0	0	0	0	0	0	0	1	1	0	0	0	0					
Totals			29-63	7-24	17-24	15	9	24	32	82	14	13	2	8	200					
FG % 1st Half: 14.27		51.9%	2nd half: 15-36	41.7%	Game: 29-63	46.0%									Deatball					
3FG % 1st Half: 2.6		23.0%	2nd half: 5-16	31.3%	Game: 7-24	29.2%									Rebounds					
FT % 1st Half: 5.6		83.3%	2nd half: 12-18	66.7%	Game: 17-24	70.8%									3					

### Arkansas State 95 - 5-2

#	Player	Total		3-Pr		Rebounds		PF	TP	A	T	Bk	Stl	Min	
		FG	FTA	FG	FTA	Off	Def								
15	Omer Norchad	1	7-8	0-0	0-0	5-6	6	7	13	19	1	3	3	1	
22	Wesley Keyon	1	2-2	0-0	2-2	3	2	5	4	1	1	0	1	1	
00	Fields, Caleb	1	4-11	1-4	9-9	2	2	4	18	6	2	0	1	29	
00	Sills,Dei	1	7-11	2-3	3-4	2	2	4	3	19	5	0	0	5	
23	Eaton,Marquis	1	3-10	2-5	4-4	0	3	3	12	3	1	1	0	24	
01	Davis,Markise	1	2-3	0-0	0-0	1	2	3	3	4	2	1	0	17	
05	Willis,Christian	1	3-4	2-3	0-1	0	1	1	8	1	1	0	0	24	
10	Farrington,Malcolm	1	2-3	0-0	0-0	0	0	0	6	2	0	0	0	16	
12	Tingling,Nicolas	0-0	0-0	0-0	0-0	0	0	0	0	0	0	0	1	0	
13	Fantina,Mario	0-0	0-0	0-0	0-0	0	0	0	0	0	0	0	1	0	
50	Jackson,Anthony	0-0	0-0	0-0	0-0	0	4	4	3	1	3	0	1	0	
Team		0	0	0	0	0	0	0	0	0	0	0	0	0	
Totals		30-53	9-18	26-30	14	23	37	24	95	20	18	3	5	200	
FG % 1st Half: 13.22		59.1%	2nd half: 17-31	54.8%	Game: 30-53	56.6%									Deatball
3FG % 1st Half: 7.0%		20.0%	2nd half: 2-6	25.0%	Game: 9-18	50.0%									Rebounds
FT % 1st Half: 18.00		90.0%	2nd half: 8-10	80.0%	Game: 26-30	86.7%									

Officials: Chris Chumley, Gerald Williams, Josee Nieves

Technical fouls: Central Ark.-None; Arkansas State-None.

Attendance: 951

Score by periods	1st	2nd	Total
Central Ark.	35	47	82
Arkansas State	51	44	95

Last FG - UCA by 2:46:03; ASU by 2:46:03.

Largest lead - UCA by 2:16:17; ASU by 2:16:02.

UCA led for 00:51; ASU led for 36:17; Game was tied for 02:52.

Points In Off 2nd Fast  
UCA 34 20 9 24

ASU 26 16 14 12 21

Score tied - 4 times  
Lead changed - 4 times

<b>8</b>	<b>A-STATE ARKANSAS-PINE BLUFF</b>	<b>84</b>
<b>Dec. 8</b>	Attendance: 3,148	<b>•73</b>

H.O. CLEMMONS ARENA / PINE BLUFF, ARK.

### Arkansas State 84 - 6-2

#	Player	Total		3-Pr		Rebounds		PF	TP	A	T	Bk	Stl	Min	
		FG-FGA	FT-FTA	Off	Def										
15	Omer,Norchad	1	6-7	0-0	2-3	3	9	12	5	14	3	1	28		
22	Wesley,Keyon	1	2-6	0-0	1-2	4	6	10	2	5	1	0	1		
00	Fields,Caleb	1	4-10	1-1	4-5	0	4	4	1	13	0	4	3		
00	Sills,Dei	1	8-14	3-8	6-7	0	2	2	1	25	4	0	3		
23	Eaton,Marquis	1	8-16	1-5	5-5	0	3	3	2	22	3	4	0		
01	Davis,Markise	1	1-2	0-0	0-0	0	3	3	2	0	0	0	0		
05	Willis,Christian	1	1-4	1-3	0-0	0	1	1	3	4	0	1	5		
10	Farrington,Malcolm	0-0	0-0	0-0	0-0	0	0	0	0	1	1	0	0		
	Team	0	0	0	0	0	0	0	0	0	0	0	0		
Totals			30-59	6-18	18-22	8	28	36	15	84	16	12	5	200	
FG % 1st Half: 13.29		44.8%	2nd half: 17-30	56.7%	Game: 30-59	50.8%									Deatball
3FG % 1st Half: 3-12		25.0%	2nd half: 3-6	50.0%	Game: 6-18	33.3%									Rebounds
FT % 1st Half: 9-11		81.8%	2nd half: 9-11	81.8%	Game: 18-22	81.8%									

### Ark-Pine Bluff 73 - 1-10

#	Player	Total	3-Pr	Rebounds	PF	TP	A	T	Bk	Stl	Min
		FG-FGA	FG-FGA	FT-FTA	Off	Def	Tot				
03	Jaylan Thomas	1	1-4	0-2	0	0	2	2	0	2	1
23	Trey Sampson	1	4-10	1-1	2-6	3	6	5	11	1	2
01	Robert Milton	1	3-11	3-8	0-0	0	5	5	9	4	0
05	Dequan Morris	1	7-11	0-1	5-6	1	2	3	2	18	0
05	Shawn Williams	1	3-7	2-5	0	0	2	4	8	7	2
00	Kahun Stokes	0-0	0-0	0-0	0	0	0	0	0	0	0
10	Brandon Brown	1	9-17	3-6	5	6	11	1	21	5	2
11	Brandon Brown	1	1-4	1-2	0-0	1	1	2	3	0	0
15	Alvin Stredic Jr	0-0	0-0	0-0	0	0	0	0	0	0	0
Team											
Totals		28-64	7-19	10-18	11	22	33	17	83	10	100
FG % 1st Half: 19-37		51.4%	2nd half: 9-27	33.3%	Game: 28-64		43.8%	Deatball			
3FG % 1st Half: 5-11		45.5%	2nd half: 2-6	25.0%	Game: 7-19		36.8%	Rebounds			
FT % 1st Half: 5-6		83.3%	2nd half: 5-10	50.0%	Game: 10-18		55.6%	PF			

Officials: Wesley Ford,Kelly Davis,Glenn Tull

Technical fouls: Arkansas State-None; Ark-Pine Bluff-None.

Attendance: 3148

Score by periods	1st	2nd	Total
Arkansas State	38	46	84
Ark-Pine Bluff	48	25	73

Last FG - ASU by 2:01:03; UAPB by 2:01:04.

ASU led for 00:46; UAPB led for 24:28; Game was tied for 05:36.

ASU led for 00:46; UAPB led for 24:28; Game was tied for 05:36.

Points In Off 2nd Fast  
UCA 34 20 9 24

ASU 26 16 14 12 21

Score tied - 6 times  
Lead changed - 3 times

<b>9</b>	<b>A-STATE MS VALLEY STATE</b>	<b>82</b>
<b>Dec. 11</b>	Attendance: 237	<b>•77</b>

HARRISON HPER COMPLEX / ITTA BENA, MISS.

### Arkansas State 82 - 7-2

#	Player	Total		3-Pr		Rebounds		PF	TP	A	T	Bk	Stl	Min				
		FG	FGA	FG	FGA	FT	FTA								Off	Def	Tot	
11	Davis,Markise	1	1-2	1-1	1-1	2-2	0	4	4	5	1	3	0	3				
15	Omer,Norchad	1	5-8	0-0	5-6	6	9	15	4	15	2	5	2	1				
00	Fields,Caleb	1	1-6	0-1	3-4	0	4	2	5	6	4	2	32	3				
00	Sills,Dei	1	6-10	0-1	5-6	0	2	2	17	2	2	0	2	2				
23	Eaton,Marquis	1	5-9	1-3	6-6	0	4	1	18	4	5	0	27	37				
02	Felts,Avery	0-0	0-0	0-0	0-0	0	0	0	0	0	0	0	0	0				
05	Willis,Christian	1	1-1	1-1	0-0	0	2	2	0	3	0	1	0	1				
10	Farrington,Malcolm	0-1	0-1	0-0	0	0	0	1	0	0	0	0	0	0				
11	Grbovic,Lazar	3-3	0-0	2-2	0	2	2	3	9	0	1	0	1	1				
22	Wesley,Keyon	3-5	0-0	4-6	1	5	6	1	1	1	1	0	1	28				
Team		0	0	0	0	0	0	0	0	0	0	0	0	0				
Totals		25-45	4-8	26-38	9	30	39	18	82	16	24	3	10	200				
FG % 1st Half: 12-20		60.0%	2nd half: 13-25	52.0%	Game: 25-45	55.6%	3FG % 1st Half: 1-3	33.3%	2nd half: 3-5	60.0%	Game: 4-8	50.0%	FT % 1st Half: 8-14	57.1%	2nd half: 20-24	83.3%	Game: 26-38	75.7%
Deatball																		
Rebounds																		

### Mississippi Val. 77 - 0-8

Mississippi Val. 77 - Q 8																	
#	Player	Total	3-Pr			Rebounds			PF	TP	A	T	Bk	Stl	Min		
		FG-FGA	FG-FGA	FT-FTA	Off	Def	Tot	PF	TP	A	T	Bk	Stl	Min			
21	Robert Carpenter	1	4-8	0-1	2-2	1	3	4	5	1	0	1	0	22			
25	Daniel Umoh	1	0-0	0-0	0-0	2	3	5	4	0	2	1	1	1			
02	Elijah Davis	1	2-4	0-0	0-0	0	1	1	3	1	3	0	1	25			
11	Caleb Hunter	1	8-21	2-10	2-2	1	1	2	10	2	10	2	3	1			
31	Daniel McCoy	1	5-9	1-2	3-4	1	2	3	15	2	2	0	4	1			
01	Gary Grant	1	8-13	1-2	1-2	3	6	1	18	0	1	0	1	23			
14	John Ague	0-0	0-0	0-2	0	3	3	0	5	3	1	0	2	16			
10	Jordan Johnson	0-0	0-0	0-0	0	0	0	0	0	0	0	0	0	0			
22	Terry Collins	1	4-15	2-9	0-0	2	2	5	10	4	0	1	0	1			
Team		0	0	0	0	0	0	0	0	0	0	0	0	0			
Totals			31-70	6-24	9-12	11	16	27	78	17	13	6	14	200			
FG % 1st Half: 14-34		41.2%	2nd half: 17-36		47.2%	Game: 31-70		44.3%	3FG % 1st Half: 1-9		11.1%	2nd half: 5-15		33.3%	Game: 6-24		25.0%
FT % 1st Half: 2-4		50.0%	2nd half: 4-10		40.0%	Game: 9-12		75.0%	Deatball								
Rebounds																	

Officials: Ross Collins,Bryon Evans,Chris Chumley

Technical fouls: Arkansas State-None; Mississippi Val.-None.

Attendance: 237

Score by periods	1st	2nd	Total
Arkansas State	33	44	77
Mississippi Val.	34	43	77

Last FG - ASU by 2:04:16; MVSU by 2:04:01.

Largest lead - ASU by 1:11:06; MVSU by 4:24:18; ASU led for 00:20; MVSU led for 07:56; Game was tied for 02:46.

ASU led for 00:20; MVSU led for 07:56; Game was tied for 02:46.

Points In Off 2nd Fast  
UCA 34 20 9 24

ASU 26 16 14 12 21

Score tied - 6 times  
Lead changed - 3 times

<b>10</b>	<b>A-STATE #25 TEXAS TECH</b>	<b>62</b>
<b>Dec. 14</b>	Attendance: 12,431	<b>•75</b>

UNITED SUPERMARKETS ARENA / LUBBOCK, TEXAS

### Arkansas State 62 - 7-3

#	Player	FG		3-Pr		Rebounds			PF	TP	A	T	Bk	Stl	Min
		F	A	F	A	Off	Def	Tot							
01	Davis,Markise	1	7-11	2-5	1-1	1	2	3	1	2	17	0	1	0	34
15	Omier,Norchad	1	2-4	0-0	1-5	2	5	7	3	5	1	4	1	1	27
00	Fields,Caleb	4	0-2	0-0	0	0	3	3	1	0	2	1	0	2	30
09	Sills,Drew	6	0-8	0-4	3-5	1	3	4	4	9	4	0	3	3	32
02	Wright,Christian	1	1-1	3-7	1-1	0	1	1	13	5	0	0	0	0	32
05	Willis,Eugene	3	0-3	0-0	0	0	0	0	0	0	0	0	0	0	7
10	Farrington,Malcolm	1	5-10	4-9	0-0	0	1	0	14	0	0	0	0	0	18
04	Wright,Christian	1	0-1	0-0	0-0	0	0	0	0	0	0	0	0	0	16
22	Wesley,Keyon	1	1-0	0-0	0	0	2	2	0	0	0	0	0	4	4
Team															
Totals		23-53		9-30		7-14		15-21		62		17		2	
FG % 1st Half		11-28		39.3%		2nd half		12-25		48.0%		0		Deadballs	
FT % 1st Half		4-15		26.7%		2nd half		5-15		33.3%		0		Rebounds	
TP % 1st Half		2-4		50.0%		2nd half		3-10		30.0%		0			
Reb % 1st Half		2-4		50.0%		2nd half		5-10		50.0%		0			
Totals															



## 2021-22 BOX SCORES

**19**  
Jan. 29

**A-STATE**  
**COASTAL CAROLINA**  
Attendance: 1,282

• **73**  
**66**

HTC CENTER / CONWAY, S.C.

Arkansas State 73 • 14-5 (2-2)

#	Player	Total	3-Pr		Rebounds					A	T	Bk	Sr	Min
			FG	FTA	FF	TP	Off	Def	Total					
15	Omer,Norchad	1	10-13	0-0	2-5	2	8	10	3	22	1	0	2	36
22	Wesley,Keyon	1	1-4	0-0	0	5	5	1	2	0	0	0	1	30
08	Fields,Caleb	9	4-10	2-4	2-2	0	2	2	1	12	4	0	0	29
03	Sills,Desi	9	2-3	2-3	0-0	1	6	7	1	6	2	0	0	29
23	Eaton,Marquis	9	4-11	2-7	2-2	0	1	1	2	12	4	1	0	34
02	Felts,Avery	9	5-8	3-5	0-0	0	2	2	1	13	1	0	0	19
19	Farrington,Malcolm	9	2-5	2-5	0-0	0	0	0	0	6	2	0	0	12
50	Jackson,Antonw	9	0-1	0-0	0-0	1	1	2	1	0	0	1	0	11
	Team					1	2	3			1			
Totals		28-55	11-24	6-9	5	27	32	10	73	14	11	0	8	200
FG % 1st Half: 14-29 48.3%		2nd half: 14-26 53.8%		Game: 28-55 50.9%		Game: 28-55 50.9%		Game: 28-55 50.9%		Game: 28-55 50.9%		Game: 28-55 50.9%		Deadball
3FG % 1st Half: 1-11 43.0%		2nd half: 6-13 46.2%		Game: 11-24 45.8%		Game: 11-24 45.8%		Game: 11-24 45.8%		Game: 11-24 45.8%		Game: 11-24 45.8%		Deadball
FT % 1st Half: 4-11 36.4%		2nd half: 4-11 36.4%		Game: 8-19 42.1%		Game: 8-19 42.1%		Game: 8-19 42.1%		Game: 8-19 42.1%		Game: 8-19 42.1%		Deadball

FG % 1st Half: 14-29	48.3%	2nd half: 14-26	53.8%	Game: 28-55	53.8%	Deadball	
3FG % 1st Half: 5-11	45.5%	2nd half: 6-13	46.2%	Game: 11-24	45.8%	Rebounds	9
FT % 1st Half: 0-1	0.0%	2nd half: 6-8	75.0%	Game: 6-9	66.7%		

Coastal Carolina 66 • 12-9 (4-5)

		Total	3-Pr	Rebounds	FF	TP	A	To	Bk	Sr	Min					
				Off	Def	Total										
12	Williford Likayl	1	3-11	3-8	0-0	1	6	7	0	9	1	0	0	1	31	
04	Essam Mostafa	1	4-13	0-1	4-5	6	7	15	2	12	1	1	2	0	34	
03	Rudi Williams	9	4-11	1-5	1-1	0	1	1	1	10	3	2	0	0	29	
18	Ebroma Dibba	9	7-8	2-2	0-0	1	7	8	3	16	4	4	0	1	33	
24	Vince Cole	9	4-9	2-2	2-2	1	0	1	1	12	1	1	1	1	34	
06	DeShawn Thomas	9	0-0	0-0	0-0	0	0	0	0	0	0	0	0	0	2	
14	Josh Uduke	9	2-7	2-5	0-0	1	2	3	1	6	1	0	0	0	24	
15	Isaac Hippolyte	9	0-4	0-1	1-2	2	1	3	2	1	1	2	0	1	13	
Team						1	2	3			1					
Totals		24-63	10-24	8-12	13	25	38	11	66	12	10	3	4	200		
FG % Tot/Half: 14-31		45.2%	2nd/half: 10-32	31.3%	3rd/half: 4-13	38.1%										Deadball
3FG % Tot/Half: 4-9		44.4%	2nd/half: 6-15	40.0%	3rd/half: 10-24	41.7%										Deadball
FT % Tot/Half: 3-3		100%	2nd/half: 3-3	100%	3rd/half: 2-2	100%										Deadball

FG % 1st Half: 14-31	45.2%	2nd half: 10-32	31.3%	Game: 24-63	38.1%	Deadball	
3FG % 1st Half: 4-9	44.4%	2nd half: 6-13	46.2%	Game: 10-24	41.7%	Rebounds	9
FT % 1st Half: 3-3	100.0%	2nd half: 5-9	55.6%	Game: 8-12	66.7%		

Officials: Henry Howard,Chris King,John Hampton

Technical fouls: Arkansas State=None, Coastal Carolina=None.

Attendance: 1282

Score by periods	1st	2nd	Total
Arkansas State	33	40	73
Coastal Carolina	35	31	66

Last FG - ASU 2nd 00:00, CCU 2nd 00:03.

Largest lead - ASU by 7 2nd 00:38, CCU by 7 1st 02:44.

ASU led for 17:22, CCU led for 14:50. Game was tied for 07:48.

Points	In	Off	2nd	Fast	Bench
ASU	24	11	7	10	19
CCU	20	12	11	5	7

Score tied - 10 times.

Lead changed - 18 times.



**20**  
Feb. 3

**ULM**  
**A-STATE**  
Attendance: 1,003

• **60**  
**59**

FIRST NATIONAL BANK ARENA / JONESBORO, ARK.

La-Monroe 60 • 11-12 (3-8)

#	Player	Total		3-Pr		Rebounds		FF	TP	A	To	Bk	Sr	Min
		FG-FGA	FT-FTA	FG-FGA	FT-FTA	Off	Def							
13	Thomas Howell	1	0-0	0-2	0-2	1	2	2	2	0	0	0	0	1
24	Russell Harrison	1	2-8	0-3	5-6	1	4	5	3	9	2	1	1	0
01	Andre Jones	9	10-17	1-2	0-0	2	4	6	1	21	3	4	2	3
02	Koreem Oziar	9	5-13	2-3	2-4	2	7	9	3	14	3	1	1	2
10	Langston Powell	9	3-5	1-1	2-2	0	1	1	5	9	0	0	0	0
04	Nika Metshvarishvili	9	2-5	1-2	0-1	0	5	5	1	5	1	2	1	0
14	D'Marcus Hall	9	0-1	0-0	0-0	0	1	1	0	0	0	0	0	0
21	Luke Phillips	9	0-0	0-0	0-0	0	0	0	0	0	0	0	0	2
23	Johanne Williams	9	0-1	0-1	0-0	0	2	2	1	0	0	0	0	0
	Team					1	0	1			1			
Totals		23-53	5-12	9-15	7	26	33	16	60	9	12	5	6	200

FG: 1 hit 14th: 11-28 39.3% 23rd-53: 12-25 48.0% 1st-15: 2-26 7.7% 2nd-33: 43.4% 3rd-53: 43.4%  
FT: 1 hit 14th: 2-2 100% 23rd-53: 5-12 41.7% 1st-15: 0-0 0% 2nd-33: 0-0 0% 3rd-53: 0-0 0%

FG % 1st Half: 11-28	39.3%	2nd half: 12-25	48.0%	Game: 23-53	53.4%	Deadball	
3FG % 1st Half: 2-7	28.6%	2nd half: 3-6	50.0%	Game: 5-12	41.7%	Rebounds	51
FT % 1st Half: 2-2	100.0%	2nd half: 7-13	53.8%	Game: 9-15	60.0%		

Arkansas State 59 • 14-6 (5-3)

Arkansas State 59 - 146 (5-3)														
#	Player	FG-FGA	3-Pr	FT-FTA	Reb	Def	Off	TP	A	To	Bk	Sr	Min	
					Total									
15	Omer,Norchad	1	8-12	0-0	7-10	10	16	26	2	23	0	4	0	37
22	Wesley,Keyon	1	7-8	0-0	0	1	0	2	2	14	0	1	0	28
09	Fields,Caleb	9	1-11	1-7	1-2	2	2	4	1	4	4	0	0	32
03	Sills,Desi	9	3-14	1-5	2-2	0	2	2	4	9	5	1	0	36
23	Eaton,Marquis	9	1-9	1-4	0-0	0	1	1	2	3	8	0	0	35
01	Davis,Markise	9	1-2	0-1	0-0	1	0	1	4	2	1	0	0	10
02	Felts,Avery	9	1-3	1-3	0-0	1	1	2	0	3	0	0	0	14
10	Farrington,Malcolm	9	0-2	0-2	1-2	0	2	2	0	1	1	0	0	6
11	Grbovic,Lazar	9	0-0	0-0	0-0	0	0	0	0	0	0	0	0	2
	Team					2	1	3			1			
	Totals		22-61	4-22	11-17	16	26	42	13	59	18	12	0	200

FG % 1st Half: 12-30	40.0%	2nd half: 10-31	32.3%	Game: 22-61	36.1%	Deadball	
3FG % 1st Half: 2-7	28.6%	2nd half: 1-10	10.0%	Game: 4-22	18.2%	Rebounds	2
FT % 1st Half: 2-4	50.0%	2nd half: 7-13	53.8%	Game: 9-17	52.9%		

Officials: Nathan Dennis,Robert Felder,Bill Jacobson

Technical fouls: La-Monroe=None, Arkansas State=Davis,Markise; Sills,Desi.

Attendance: 1003

Score by periods	1st	2nd	Total
La-Monroe	29	34	60
Arkansas State	29	30	59

Points	In	Off	2nd	Fast	Bench
La-Monroe	38	15	4	11	5
ASU	34	7	18	0	6

Score tied - 4 times.

Lead changed - 4 times.

Last FG - ULM 2nd 00:17, ASU 2nd 03:44.

Largest lead - ULM by 7 1st 11:50, ASU by 14 2nd 14:24.

ULM led for 11:13, ASU led for 24:11. Game was tied for 04:38.

**22**  
Feb. 10

**A-STATE**  
**TROY**  
Attendance: 2,917

• **77**  
**79**

TROJAN ARENA / TROY, ALA.

Arkansas State 77 • 15-7 (6-4)

#	Player	Total		3-Pr		Rebounds							FF	TP	A	To	Bk	Sr	Min
		FG	FGA	FT	FTA	Off	Def	Total	PF	FT	FTA								
15	Omer,Norchad	1	12-16	0-0	7-9	2	9	11	4	31	1	2	1	0	0	0	1	32	
22	Wesley,Keyon	1	1-2	0-0	0-0	0	0	0	1	2	0	0	0	0	0	0	0	12	
09	Fields,Caleb	9	3-5	1-2	5-6	1	1	2	0	12	6	4	0	1	35				
03	Sills,Desi	9	3-6	0-2	2-4	2	2	4	1	8	4	2	0	3	24				
23	Eaton,Marquis	9	5-12	2-4	2-2	0	4	4	3	14	3	3	0	1	36				
01	Davis,Markise	9	1-5	0-1	0-0	0	1	1	4	2	1	1	0	0	15				
02	Felts,Avery	9	2-4	2-3	0-0	1	1	2	1	6	1	0	0	0	15				
06	Willis,Christian	9	0-1	0-1	0-0	0	0	0	0	0	0	0	0	0	5				
19	Farrington,Malcolm	9	0-1	0-1	0-0	0	2	2	0	0	1	1	0	1	6				
11	Grbovic,Lazar	9	0-1	0-0	0-0	0	0	0	0	0	0	0	0	0	3				
50	Jackson,Antonw	9	0-0	0-0	2-2	0	1	1	2	0	1	0	0	0	17				
Team						3	3	6			3								
Totals			27-53	5-14	18-22	9	24	33	16	77	17	15	2	6	200				

FG % 1st Half: 15-31	48.4%	2nd half: 12-22	54.5%	Game: 27-53	50.9%	Deadball	
3FG % 1st Half: 5-7	71.4%	2nd half: 4-7	57.1%	Game: 9-14	64.3%	Rebounds	5
FT % 1st Half: 4-5	80.0%	2nd half: 14-18	77.8%	Game: 18-22	81.8%		

Troy 79 • 17-7 (3-3)

Troj 17 - 17 (3-5)		10.0%	2nd half	14-18	57.1%	Game#	19-25	36.0%	Time	18:23	78.3%			3					
														Total		3-Pr		Rebounds	
#	Player	FG	FTA	FT	FTA	Off	Def	TP	FP	A	To	Bk	Sr	Min					
10	Zay Williams	1	3-7	0-0	1-2	1	6	7	1	6	7	1	7	1	2	2			
23	Ellie Odige	1	8-12	0-1	3-4	1	3	4	2	19	3	4	0	5	28				
11	Desmond Williams	9	6-9	6-9	0-0	0	0	0	1	18	0	2	0	0	29				
14	Jackson Leftridge	9	1-2	0-1	1-1	2	1	3	1	3	4	2	0	1	17				
21	Duke Deen	9	5-10	3-6	0-0	1	2	3	2	13	8	0	0	2	25				
06	Kieffer Punter	9	0-3	0-1	7-8	2	0	2	4	7	2	0	0	1	25				
01	TK Smith	9	0-2	0-1	0-0	0	2	2	1	0	0	0	0	0	9				
05	Christion Eugene	9	2-8	0-4	1-3	1	1	2	1	5	0	1	0	1	15				
22	Riflen Miguel	9	1-1	0-0	0-0	0	0	0	0	1	2	0	0	0	2				
24	Nick Stampley	9	0-1	0-1	2-2	1	0	1	1	2	0	0	0	0	6				
30	Christian Turner	9	1-2	0-1	0-0														





2021-22 BOX SCORES

25

Feb. 19

A-STATE

UT ARLINGTON

Attendance: 1,912

• 58  
49

COLLEGE PARK CENTER / ARLINGTON, TEXAS

Arkansas State 58 • 16-9 (7-6)														
#	Player	Total		3-Pt		Rebounds		PF	TP	A	TO	Blk	Stl	Min
		FG-FGA	FT-FTA	Off	Def	Total	Off							
01	Davis,Markise	1	3-3	0-0	0-0	1	2	3	0	6	0	0	0	17
15	Omier,Norchad	1	8-11	0-0	4-6	1	15	16	1	22	2	3	2	34
06	Fields,Caleb	9	0-1	0-1	2-2	0	2	2	1	2	3	4	0	31
03	Sillis,Desh	9	2-9	1-6	5-6	0	2	2	2	10	1	0	0	35
23	Eaton,Marquis	9	1-6	0-4	1-3	0	3	3	4	3	3	2	0	25
02	Felts,Avery	9	1-5	1-4	0-0	0	2	2	0	3	1	1	0	23
19	Farrington,Malcolm	9	0-6	0-4	0-0	1	1	2	0	0	1	0	0	8
13	Fantina,Mario	1	1-2	0-1	0-0	1	1	2	1	2	0	0	0	5
22	Wesley,Keyon	2	4-4	0-0	0-1	2	0	2	3	4	0	3	0	15
05	Jackson,Antwon	3	3-5	0-0	0-0	1	2	3	1	6	0	0	0	7
Team						1		3						
Totals		22-51	2-20	12-18	8	33	41	13	58	16	14	2	6	200
FG % 1st Half: 12-29		41.4%		2nd half: 10-22		45.5%		Game: 22-51		43.1%		Deatball		
3FG % 1st Half: 2-4		50.0%		2nd half: 0-6		0.0%		Game: 2-20		10.0%		Rebounds		
FT % 1st Half: 0-2		0.0%		2nd half: 12-16		75.0%		Game: 12-18		66.7%				

UT Arlington 49 • 11-15 (7-8)															
#	Player	Total		3-Pt		Rebounds		PF	TP	A	TO	Blk	Stl	Min	
		FG-FGA	FT-FTA	Off	Def	Total	Off								
06	Kaodirichi Akobundu-	1	2-5	0-0	0-0	3	1	4	1	4	1	1	1	25	
23	Patrick Mwamba	1	4-12	2-4	1-2	3	2	5	3	11	0	0	0	23	
01	Javon Levi	6	2-5	1-1	0-0	0	0	0	4	5	3	3	0	4	
03	Carson Bischoff	9	0-4	0-3	0-0	0	0	2	2	2	0	0	0	19	
04	David Azore	9	3-16	2-4	3-4	0	3	3	3	11	3	1	0	1	
05	Brandyn Talbot	9	0-0	0-0	0-0	0	0	0	0	0	0	1	0	0	
10	Jack Holberg	9	0-3	0-0	0-0	0	4	4	0	0	1	0	1	17	
12	Lazaro Rojas	1	1-3	0-0	2-2	1	1	2	1	4	1	2	0	1	
20	Nicolas Elame	4	4-12	0-4	0-0	1	6	7	2	8	0	2	0	1	
22	Shemar Wilson	1	1-1	0-0	0-0	1	1	2	2	2	0	0	0	6	
24	Montez Young Jr.	2	2-4	0-0	0-0	0	3	6	1	4	0	0	0	16	
Team						2		1							
Totals		19-65	5-16	6-8	14	24	38	19	49	9	11	2	6	200	
FG % 1st Half: 8-28		28.6%		2nd half: 11-37		29.7%		Game: 19-65		29.2%		Deatball		Rebounds	
3FG % 1st Half: 2-4		50.0%		2nd half: 3-12		25.0%		Game: 5-16		31.3%					
FT % 1st Half: 4-4		100.0%		2nd half: 2-4		50.0%		Game: 6-9		75.0%					

Officials: Shaun Seales,Garrick Shannon,Sean Cassidy  
Technical fouls: Arkansas State-Fields,Caleb. UT Arlington-Javon Levi.  
Attendance: 1912

Score by periods			
1st	2nd	Total	
26	32	58	
22	27	49	

Last FG - ASU 2nd-02:21, UTA 2nd-00:05.  
Largest lead - ASU by 16 2nd-01:28, UTA by 2 1st-19:06.  
ASU led for 36:00, UTA led for 01:28. Game was tied for 02:25.

Points			
1st	2nd	Total	
38	11	49	
22	9	31	

Score tied - 5 times.  
Lead changed - 3 times.

26

Feb. 23

COASTAL CAROLINA

A-STATE

Attendance: 819

• 74  
69

FIRST NATIONAL BANK ARENA / JONESBORO, ARK.

Coastal Carolina 74 • 15-12 (7-8)														
#	Player	Total		3-Pt		Rebounds		PF	TP	A	TO	Blk	Stl	Min
		FG-FGA	FT-FTA	Off	Def	Total	Off							
44	Essam Mostafa	1	3-6	0-0	2-2	2	5	7	3	8	0	4	0	30
02	Garrick Green	9	1-2	1-2	0-0	0	2	2	3	3	1	1	1	21
03	Russ Williams	9	13-21	2-5	3-5	1	8	9	1	31	3	5	0	1
10	Ebrima Dibba	9	2-3	1-1	2-2	0	5	5	1	7	3	4	0	2
24	Vince Cole	9	3-10	0-6	2-2	0	0	0	4	8	0	1	0	20
05	DeShawn Thomas	9	0-0	0-0	0-0	1	1	2	0	0	0	0	2	0
12	Wilfred Lukay	9	3-7	2-3	3-4	3	9	12	0	11	2	2	0	0
14	Josh Udjije	9	3-7	0-1	0-0	2	0	2	2	6	0	0	0	23
Team						0		0						
Totals		28-56	6-18	12-15	8	30	38	16	74	9	18	3	7	200
FG % 1st Half: 14-25		56.0%		2nd half: 14-31		45.2%		Game: 28-56		50.0%		Deatball		Rebounds
3FG % 1st Half: 5-11		45.5%		2nd half: 1-7		14.3%		Game: 6-18		33.3%				
FT % 1st Half: 3-4		75.0%		2nd half: 9-11		81.8%		Game: 12-15		80.0%				

Arkansas State 69 • 15-10 (7-7)

Arkansas State 69 • 16-10 (7-7)														
#	Player	Total	3-Pt	Rebounds		PF	TP	A	TO	Blk	Stl	Min		
		FG-FGA	FT-FTA	Off	Def									
15	Omier,Norchad	1-9 15-0-0	5-7	3	12	15	3	23	3	3	5	38		
22	Wesley,Keyon	0-0 0-0-0	0-0	0	1	1	1	0	0	2	0	1		
06	Fields,Caleb	9-3-11	0-3 3-3	1	3	4	1	9	2	1	0	3		
03	Sillis,Desh	9-2-6	1-2 2-2	0	2	2	4	7	2	2	0	1		
23	Eaton,Marquis	9-3-10	1-5 0-0	0	1	1	3	7	6	3	0	0		
01	Davis,Markise	9-3-7	1-3 1-2	1	2	3	1	8	0	0	0	1		
02	Felts,Avery	9-2-5	1-4 0-0	0	2	2	1	5	1	1	1	1		
18	Farrington,Malcolm	9-3-6	2-4 2-2	1	0	1	1	10	3	0	0	0		
05	Jackson,Antwon	9-0-0	0-0 0-0	0	0	0	0	0	0	0	0	1		
Team				0		0								
Totals		25-60	6-21	13-16	6	23	29	15	69	17	13	6	13	200
FG % 1st half: 14-29		48.3%		2nd half: 11-31		35.5%		Game: 25-60		41.7%		Deatball		Rebounds
3FG % 1st half: 4-10		40.0%		2nd half: 2-11		18.2%		Game: 6-21		28.6%				
FT % 1st half: 1-2		50.0%		2nd half: 12-14		85.7%		Game: 13-16		81.3%				

Officials: Chris Chumley,Shant Rammanan,Jose Camion  
Technical fouls: Coastal Carolina-Norpe, Arkansas State-Mone.  
Attendance: 819

Score by periods			
1st	2nd	Total	
30	39	74	
33	36	69	

Last FG - CCU 2nd-00:17, ASU 2nd-01:23.  
Largest lead - CCU by 18 2nd-11:35, ASU by 12 1st-13:28.  
CCU led for 24:30, ASU led for 12:55. Game was tied for 52:55.

Points			
1st	2nd	Total	
32	9	41	
22	19	41	

Score tied - 5 times.  
Lead changed - 5 times.



## ARKANSAS STATE GAME HIGHS

POINTS	95	CENTRAL ARK. (12/04/21)
	90	at La.-Monroe (01/08/22)
	90	CENTRAL BAPTIST (11/15/21)
	88	LYON (12/21/21)
FIELD GOALS MADE	84	at Ark.-Pine Bluff (12/08/21)
	40	LYON (12/21/21)
FIELD GOAL ATTEMPTS	36	CENTRAL BAPTIST (11/15/21)
	74	LYON (12/21/21)
FIELD GOAL PERCENTAGE	.71	at Louisiana (01/06/22)
	.567 (34-60)	at La.-Monroe (01/08/22)
3 PT FIELD GOALS MADE	.566 (30-53)	CENTRAL ARK. (12/04/21)
	9	at Texas Tech (12/14/21)
3 PT FG ATTEMPTS	9	CENTRAL ARK. (12/04/21)
	30	at Texas Tech (12/14/21)
3 PT FG PERCENTAGE	.24	at Coastal Carolina (01/29/22)
	.667 (6-9)	KANSAS CITY (11/28/21)
	.500 (9-18)	CENTRAL ARK. (12/04/21)
	.500 (4-8)	at Mississippi Val. (12/11/21)
FREE THROWS MADE	28	at Mississippi Val. (12/11/21)
	26	CENTRAL ARK. (12/04/21)
FREE THROW ATTEMPTS	38	at Mississippi Val. (12/11/21)
	30	CENTRAL ARK. (12/04/21)
FREE THROW PERCENTAGE	.952 (20-21)	HARDING (11/09/21)
	.950 (19-20)	GA. SOUTHERN (01/01/22)
REBOUNDS	45	at Southeast Missouri (11-19-21)
	45	CENTRAL BAPTIST (11/15/21)
ASSISTS	28	CENTRAL BAPTIST (11/15/21)
	25	LYON (12/21/21)
STEALS	13	COASTAL CAROLINA (02/23/22)
	13	LOUISIANA (02/05/22)
	13	CENTRAL BAPTIST (11/15/21)
BLOCKED SHOTS	7	LYON (12/21/21)
	6	COASTAL CAROLINA (02/23/22)
	6	GA. SOUTHERN (01/01/22)
	6	AIR FORCE (12/19/21)
TURNOVERS	24	at Mississippi Val. (12/11/21)
	21	at Texas St. (02/17/22)
FOULS	29	at Illinois (11/12/21)
	26	CENTRAL BAPTIST (11/15/21)

## OPPONENT GAME HIGHS

POINTS	92	at Illinois (11/12/21)
	84	at Texas St. (02/17/22)
	83	at La.-Monroe (01/08/22)
	83	at Louisiana (01/06/22)
FIELD GOALS MADE	82	CENTRAL ARK. (12/04/21)
	34	at La.-Monroe (01/08/22)
	32	MOREHEAD ST. (11/26/21)
FIELD GOAL ATTEMPTS	32	at Illinois (11/12/21)
	72	at La.-Monroe (01/08/22)
	70	at Mississippi Val. (12/11/21)
	70	at Illinois (11/12/21)
FIELD GOAL PERCENTAGE	.560 (28-50)	at Texas Tech (12/14/21)
	.533 (32-60)	MOREHEAD ST. (11/26/21)
3 PT FIELD GOALS MADE	11	at South Alabama (02/12/22)
	10	at Coastal Carolina (01/29/22)
3 PT FG ATTEMPTS	25	at Troy (02/10/22)
	25	at Illinois (11/12/21)
3 PT FG PERCENTAGE	.579 (11-19)	at South Alabama (02/12/22)
	.444 (8-18)	LYON (12/21/21)
FREE THROWS MADE	29	at Texas St. (02/17/22)
	23	at Illinois (11/12/21)
FREE THROW ATTEMPTS	38	at Illinois (11/12/21)
	34	CENTRAL BAPTIST (11/15/21)
FREE THROW PERCENTAGE	.935 (29-31)	at Texas St. (02/17/22)
	.923 (12-13)	UT ARLINGTON (01/20/22)
REBOUNDS	56	at Illinois (11/12/21)
	43	LOUISIANA (02/05/22)
ASSISTS	20	at La.-Monroe (01/08/22)
	18	at Troy (02/10/22)
	18	at Ark.-Pine Bluff (12/08/21)
STEALS	14	at Mississippi Val. (12/11/21)
	13	at Texas St. (02/17/22)
BLOCKED SHOTS	10	MOREHEAD ST. (11/26/21)
	6	LOUISIANA (02/05/22)
	6	at Louisiana (01/06/22)
TURNOVERS	20	LOUISIANA (02/05/22)
	20	GA. SOUTHERN (01/01/22)
	20	HARDING (11/09/21)
FOULS	28	at Mississippi Val. (12/11/21)
	23	at Texas St. (02/17/22)
	23	CENTRAL ARK. (12/04/21)

## ARKANSAS STATE GAME LOWS

POINTS	51	MOREHEAD ST. (11/26/21)
	51	at South Alabama (02/12/22)
	53	at Illinois (11/12/21)
	54	at Appalachian St. (01/27/22)
	58	at UT Arlington (02/19/22)
FIELD GOALS MADE	18	at Illinois (11/12/21)
	18	at South Alabama (02/12/22)
FIELD GOAL ATTEMPTS	43	KANSAS CITY (11/28/21)
	45	at Mississippi Val. (12/11/21)
	45	at Texas St. (02/17/22)
FIELD GOAL PERCENTAGE	.305 (18-59)	at Illinois (11/12/21)
	.327 (18-55)	at South Alabama (02/12/22)
3 PT FIELD GOALS MADE	2	MOREHEAD ST. (11/26/21)
	2	LYON (12/21/21)
3 PT FG ATTEMPTS	2	at UT Arlington (02/19/22)
	7	MOREHEAD ST. (11/26/21)
3 PT FG PERCENTAGE	.100 (2-20)	at Mississippi Val. (12/11/21)
	.133 (2-15)	at UT Arlington (02/19/22)
FREE THROWS MADE	4	LYON (12/21/21)
	4	at Appalachian St. (01/27/22)
FREE THROW ATTEMPTS	5	TEXAS ST. (01/22/22)
	7	TEXAS ST. (01/22/22)
	8	at Appalachian St. (01/27/22)
FREE THROW PERCENTAGE	.500 (4-8)	at Appalachian St. (01/27/22)
	.500 (7-14)	at Texas Tech (12/14/21)
REBOUNDS	21	at Texas Tech (12/14/21)
	27	MOREHEAD ST. (11/26/21)
	27	at Texas St. (02/17/22)
ASSISTS	8	at Appalachian St. (01/27/22)
	8	at South Alabama (02/12/22)
STEALS	4	at Illinois (11/12/21)
	4	at Louisiana (01/06/22)
	4	at Appalachian St. (01/27/22)
BLOCKED SHOTS	0	at Coastal Carolina (01/29/22)
	0	LA.-MONROE (02/03/22)
TURNOVERS	7	LYON (12/21/21)
	9	at Louisiana (01/06/22)
FOULS	10	MOREHEAD ST. (11/26/21)
	10	at Coastal Carolina (01/29/22)

## OPPONENT GAME LOWS

POINTS	46	AIR FORCE (12/19/21)
	49	at UT Arlington (02/19/22)
	55	HARDING (11/09/21)
	55	KANSAS CITY (11/28/21)
	56	GA. SOUTHERN (01/01/22)
FIELD GOALS MADE	18	AIR FORCE (12/19/21)
	18	LOUISIANA (02/05/22)
FIELD GOAL ATTEMPTS	48	KANSAS CITY (11/28/21)
	50	at Texas Tech (12/14/21)
FIELD GOAL PERCENTAGE	.292 (19-65)	at UT Arlington (02/19/22)
	.321 (18-56)	AIR FORCE (12/19/21)
3 PT FIELD GOALS MADE	2	CENTRAL BAPTIST (11/15/21)
	2	GA. SOUTHERN (01/01/22)
3 PT FG ATTEMPTS	12	LA.-MONROE (02/03/22)
	12	at Texas St. (02/17/22)
3 PT FG PERCENTAGE	.133 (2-15)	CENTRAL BAPTIST (11/15/21)
	.133 (2-15)	GA. SOUTHERN (01/01/22)
FREE THROWS MADE	2	MOREHEAD ST. (11/26/21)
	4	AIR FORCE (12/19/21)
FREE THROW ATTEMPTS	7	AIR FORCE (12/19/21)
	8	MOREHEAD ST. (11/26/21)
	8	at UT Arlington (02/19/22)
FREE THROW PERCENTAGE	.250 (2-8)	MOREHEAD ST. (11/26/21)
	.385 (5-13)	at Appalachian St. (01/27/22)
REBOUNDS	24	CENTRAL ARK. (12/04/21)
	25	KANSAS CITY (11/28/21)
ASSISTS	7	GA. SOUTHERN (01/01/22)
	8	HARDING (11/09/21)
	8	TEXAS ST. (01/22/22)
	8	LOUISIANA (02/05/22)
STEALS	3	LYON (12/21/21)
	4	at Louisiana (01/06/22)
	4	at Coastal Carolina (01/29/22)
	4	LOUISIANA (02/05/22)
BLOCKED SHOTS	0	CENTRAL BAPTIST (11/15/21)
	1	KANSAS CITY (11/28/21)
TURNOVERS	1	AIR FORCE (12/19/21)
	8	at La.-Monroe (01/08/22)
	10	at Ark.-Pine Bluff (12/08/21)
	10	at Coastal Carolina (01/29/22)
FOULS	10	LYON (12/21/21)
	11	at Appalachian St. (01/27/22)
	11	at Coastal Carolina (01/29/22)



**0 CALEB FIELDS** | G | 6-0 | 192 | So | Lewisburg, Tenn.

				Field Goals		3-Point		F-Throws		Rebounds										Scoring	
SEASON	TEAM	GP-GS	MIN/AVG	FG-FGA	FG%	3FG-3FGA	3FG%	FT-FTA	FT%	OFF	DEF	TOT	AVG	PF-FO	A	TO	BLK	STL		PTS	AVG
2019-20	ASU	31-21	1009/32.6	93-239	.389	27-82	.329	131-187	.701	13	81	94	3.0	54-0	110	59	2	28		344	11.1
2020-21	ASU	24-24	715/29.8	82-195	.421	18-54	.333	81-115	.704	9	66	75	3.1	32-0	85	56	1	21		263	11.0
2021-22	ASU	26-26	804/30.9	63-190	.332	16-60	.267	51-62	.823	16	80	96	3.7	37-0	118	57	2	32		193	7.4
<b>TOTAL</b>		<b>81-71</b>	<b>2528/31.2</b>	<b>238-624</b>	<b>.381</b>	<b>61-196</b>	<b>.311</b>	<b>263-364</b>	<b>.723</b>	<b>38</b>	<b>227</b>	<b>265</b>	<b>3.3</b>	<b>123-0</b>	<b>313</b>	<b>172</b>	<b>5</b>	<b>81</b>		<b>800</b>	<b>9.9</b>

### Single Game Highs

Statistic	Value	
Points	22	at Colorado St. 11/20/19, at Morehead St. 11/29/20
Rebounds	11	at La.-Monroe 01/08/22
Assists	9	vs Louisiana 02/05/22
Steals	3	6 times
Blocks	2	vs Ga. Southern 01/01/22
FG Made	8	vs Louisiana 02/05/21
FG Attempts	14	at Colorado St. 11/20/19, at La.-Monroe 01/02/21, at Southeast Mo. St. 11/19/21
3FG Made	3	at Colorado St. 11/20/19, vs Appalachian St. 01/30/20, vs Troy 01/11/20
3FG Attempts	7	vs Texas St. 01/22/22, vs La.-Monroe 02/03/22
FT Made	10	4 times
FT Attempts	16	vs Texas St. 01/04/20

**1 MARKISE DAVIS** | G/F | 6-8 | 195 | Jr | Oxford, Ala.

				Field Goals		3-Point		F-Throws		Rebounds										Scoring	
SEASON	TEAM	GP-GS	MIN/AVG	FG-FGA	FG%	3FG-3FGA	3FG%	FT-FTA	FT%	OFF	DEF	TOT	AVG	PF-FO	A	TO	BLK	STL		PTS	AVG
2020-21	ASU	18-4	250/13.9	32-70	.457	17-37	.459	12-20	.600	11	24	35	1.9	31-1	11	14	5	7		93	5.2
2021-22	ASU	22-7	381/17.3	54-106	.509	10-32	.313	21-28	.750	19	37	56	2.5	44-0	19	12	8	12		139	6.3
<b>TOTAL</b>		<b>40-11</b>	<b>631/15.8</b>	<b>86-176</b>	<b>.489</b>	<b>27-69</b>	<b>.391</b>	<b>33-48</b>	<b>.688</b>	<b>30</b>	<b>61</b>	<b>91</b>	<b>2.3</b>	<b>75-1</b>	<b>30</b>	<b>26</b>	<b>13</b>	<b>19</b>		<b>232</b>	<b>5.8</b>

### Single Game Highs

Statistic	Value	
Points	22	at La.-Monroe 01/01/21
Rebounds	6	vs Ga. Southern 01/01/22
Assists	6	at UT Arlington 02/19/22
Steals	3	vs Crowley's Ridge 12/04/20, vs Louisiana 02/05/22
Blocks	1	13 times
FG Made	7	at La.-Monroe 01/01/21, at Texas Tech 12/14/21
FG Attempts	11	at La.-Monroe 01/01/21, at Texas Tech 12/14/21
3FG Made	5	at La.-Monroe 01/01/21
3FG Attempts	8	at La.-Monroe 01/01/21
FT Made	3	at La.-Monroe 01/01/21, vs Louisiana 02/05/22
FT Attempts	5	at La.-Monroe 01/01/21



## 2 AVERY FELTS | G | 6-2 | 192 | rFr | Jonesboro, Ark.

				Field Goals		3-Point		F-Throws		Rebounds									Scoring	
SEASON	TEAM	GP-GS	MIN/AVG	FG-FGA	FG%	3FG-3FGA	3FG%	FT-FTA	FT%	OFF	DEF	TOT	AVG	PF-FO	A	TO	BLK	STL	PTS	AVG
2020-21	ASU	23-1	320/13.9	33-79	.418	19-58	.328	9-13	.692	5	25	30	1.3	21-0	23	15	0	15	94	4.1
2021-22	ASU	20-1	298/14.9	26-56	.464	19-41	.463	3-6	.500	6	23	29	1.5	16-0	14	10	3	12	74	3.7
<b>TOTAL</b>		<b>43-2</b>	<b>618/14.4</b>	<b>59-135</b>	<b>.437</b>	<b>38-99</b>	<b>.384</b>	<b>12-19</b>	<b>.632</b>	<b>11</b>	<b>48</b>	<b>59</b>	<b>1.4</b>	<b>37-0</b>	<b>37</b>	<b>25</b>	<b>3</b>	<b>27</b>	<b>168</b>	<b>3.9</b>

### Single Game Highs

Statistic	Value	
Points	13	vs Louisiana 02/06/21, at Coastal Carolina 01/29/22
Rebounds	4	vs Champion Chris. 12/20/20
Assists	4	vs Louisiana 02/05/21
Steals	3	vs Champion Chris. 12/20/20, vs Lyon 12/21/21
Blocks	2	at Southeast Mo. St. 11/19/21
FG Made	5	at Coastal Carolina 01/29/22
FG Attempts	8	at Coastal Carolina 01/29/22
3FG Made	3	4 times
3FG Attempts	5	at UT Arlington 02/27/21, at Coastal Carolina 01/29/22
FT Made	2	4 times
FT Attempts	5	vs Central Baptist 12/11/20

## 3 DESI SILLS | G | 6-2 | 195 | Jr | Jonesboro, Ark.

				Field Goals		3-Point		F-Throws		Rebounds									Scoring	
SEASON	TEAM	GP-GS	MIN/AVG	FG-FGA	FG%	3FG-3FGA	3FG%	FT-FTA	FT%	OFF	DEF	TOT	AVG	PF-FO	A	TO	BLK	STL	PTS	AVG
2018-19	Ark	34-8	576/16.9	55-125	.440	29-63	.460	40-57	.702	12	31	43	1.3	68-2	58	53	0	21	179	5.3
2019-20	Ark	32-24	1000/31.2	117-275	.425	47-143	.329	59-91	.648	20	75	95	3.0	96-4	39	44	5	30	340	10.6
2020-21	Ark	32-15	669/20.9	83-193	.430	27-85	.318	46-68	.676	19	68	87	2.7	52-1	51	34	6	33	239	7.5
2021-22	ASU	25-24	735/29.4	113-254	.445	23-89	.258	68-93	.731	15	71	86	3.4	60-0	74	60	7	46	317	12.7
<b>TOTAL FOR ASU</b>		<b>25-24</b>	<b>735/29.4</b>	<b>113-254</b>	<b>.445</b>	<b>23-89</b>	<b>.258</b>	<b>68-93</b>	<b>.731</b>	<b>15</b>	<b>71</b>	<b>86</b>	<b>3.4</b>	<b>60-0</b>	<b>74</b>	<b>60</b>	<b>7</b>	<b>46</b>	<b>317</b>	<b>12.7</b>
<b>TOTAL</b>		<b>123-71</b>	<b>2981/24.2</b>	<b>368-847</b>	<b>.434</b>	<b>126-380</b>	<b>.332</b>	<b>213-309</b>	<b>.689</b>	<b>66</b>	<b>245</b>	<b>311</b>	<b>2.5</b>	<b>276-7</b>	<b>222</b>	<b>191</b>	<b>18</b>	<b>130</b>	<b>1075</b>	<b>8.7</b>

### Single Game Highs

Statistic	Value	
Points	25	at Ark.-Pine Bluff 12/08/21
Rebounds	10	vs Oral Roberts 12/20/20
Assists	9	at Texas Tech 12/14/21
Steals	5	vs Ga. Southern 01/01/22
Blocks	2	vs Mississippi St. 02/02/21, at Ark.-Pine Bluff 12/08/21
FG Made	8	5 times
FG Attempts	15	4 times
3FG Made	5	vs Vanderbilt 03/11/20, at South Carolina 03/02/21
3FG Attempts	8	at Tennessee 02/11/20, vs Tulsa 12/14/19, at Ark.-Pine Bluff 12/08/21
FT Made	8	vs Auburn 01/20/21
FT Attempts	10	vs Auburn 01/20/21





## 5 CHRISTIAN WILLIS | G | 6-2 | 195 | rSr | Belleville, Ill.

				Field Goals		3-Point		F-Throws		Rebounds									Scoring	
SEASON	TEAM	GP-GS	MIN/AVG	FG-FGA	FG%	3FG-3FGA	3FG%	FT-FTA	FT%	OFF	DEF	TOT	AVG	PF-FO	A	TO	BLK	STL	PTS	AVG
2016-17	ASU	10-0	43/4.3	4-10	.400	2-6	.333	1-3	.333	1	4	5	0.5	7-0	2	7	0	1	11	1.1
2017-18	ASU	1-0	8/8.0	1-3	.333	0-1	.000	0-0	.000	1	0	1	1.0	0-0	0	1	0	0	2	2.0
2018-19	ASU	25-6	319/12.8	32-80	.400	8-31	.258	21-27	.778	13	14	27	1.1	40-0	15	15	1	3	93	3.7
2019-20	ASU	32-15	612/19.1	57-124	.460	25-62	.403	29-47	.617	9	33	42	1.3	69-1	40	31	2	20	168	5.3
2020-21	ASU	22-21	494/22.5	55-133	.414	27-53	.509	16-27	.593	14	35	49	2.2	33-0	28	25	5	11	153	7.0
2021-22	ASU	16-1	193/12.0	12-37	.324	6-24	.250	1-7	.143	2	19	21	1.3	9-0	9	5	1	3	31	1.9
<b>TOTAL</b>		<b>106-43</b>	<b>1669/15.7</b>	<b>161-387</b>	<b>.416</b>	<b>68-177</b>	<b>.384</b>	<b>68-111</b>	<b>.613</b>	<b>40</b>	<b>105</b>	<b>145</b>	<b>1.4</b>	<b>158-1</b>	<b>94</b>	<b>84</b>	<b>9</b>	<b>38</b>	<b>458</b>	<b>4.3</b>

### Single Game Highs

Statistic	Value	
Points	17	vs South Alabama 01/23/20
Rebounds	7	vs Ark.-Pine Bluff 12/09/20
Assists	6	vs South Alabama 01/23/20
Steals	3	vs SFA 11/30/19, vs Omaha 12/03/19
Blocks	2	vs Ark.-Pine Bluff 12/09/20
FG Made	6	vs South Alabama 01/23/20
FG Attempts	11	at Little Rock 02/13/21
3FG Made	3	6 times
3FG Attempts	6	vs Champion Chris. 12/20/20
FT Made	5	vs Eastern Ill. 11/24/18
FT Attempts	8	at Morehead St. 11/29/20

## 10 MALCOLM FARRINGTON | G | 6-3 | 205 | rFr | West Palm Beach, Fla.

				Field Goals		3-Point		F-Throws		Rebounds									Scoring	
SEASON	TEAM	GP-GS	MIN/AVG	FG-FGA	FG%	3FG-3FGA	3FG%	FT-FTA	FT%	OFF	DEF	TOT	AVG	PF-FO	A	TO	BLK	STL	PTS	AVG
2019-20	ASU	1-0	3/3.0	0-1	.000	0-1	.000	0-0	.000	0	0	0	0.0	1-0	0	0	0	0	0	0.0
2020-21	ASU	20-0	342/17.1	50-119	.420	39-89	.438	9-11	.818	3	17	20	1.0	9-0	8	16	1	10	148	7.4
2021-22	ASU	25-0	315/12.6	33-101	.327	27-87	.310	3-4	.750	8	21	29	1.2	15-0	15	10	3	7	96	3.8
<b>TOTAL</b>		<b>46-0</b>	<b>660/14.3</b>	<b>83-221</b>	<b>.376</b>	<b>66-177</b>	<b>.373</b>	<b>12-15</b>	<b>.800</b>	<b>11</b>	<b>38</b>	<b>49</b>	<b>1.1</b>	<b>25-0</b>	<b>23</b>	<b>26</b>	<b>4</b>	<b>17</b>	<b>244</b>	<b>5.3</b>

### Single Game Highs

Statistic	Value	
Points	16	vs Ga. Southern 03/05/21
Rebounds	5	at South Alabama 02/12/22
Assists	3	vs La.-Monroe 01/15/21, vs Coastal Carolina 02/23/22
Steals	3	vs UT Arlington 01/30/21
Blocks	1	4 times
FG Made	5	5 times
FG Attempts	13	vs La.-Monroe 01/15/21
3FG Made	5	vs La.-Monroe 01/15/21, vs UT Arlington 01/29/21
3FG Attempts	11	vs La.-Monroe 01/15/21
FT Made	5	at Louisiana 01/22/21
FT Attempts	7	at Louisiana 01/22/21



## 11 LAZAR GRBOVIC | F | 6-8 | 230 | Fr | Belgrade, Serbia

				Field Goals		3-Point		F-Throws		Rebounds									Scoring	
SEASON	TEAM	GP-GS	MIN/AVG	FG-FGA	FG%	3FG-3FGA	3FG%	FT-FTA	FT%	OFF	DEF	TOT	AVG	PF-FO	A	TO	BLK	STL	PTS	AVG
2020-21	ASU	8-0	53/6.6	11-20	.550	1-2	.500	2-5	.400	11	8	19	2.4	7-0	2	4	0	1	25	3.1
2021-22	ASU	14-0	77/5.5	11-22	.500	1-2	.500	7-11	.636	6	9	15	1.1	13-0	1	3	1	0	30	2.1
TOTAL		22-0	130/5.9	22-42	.524	2-4	.500	9-16	.563	17	17	34	1.5	20-0	3	7	1	1	55	2.5

### Single Game Highs

Statistic	Value	
Points	17	vs Crowley's Ridge 12/04/20
Rebounds	5	vs Crowley's Ridge 12/04/20, vs Champion Chris. 12/20/20
Assists	1	vs Ark.-Pine Bluff 12/09/20, vs Champion Chris. 12/20/20, vs Air Force 12/19/21
Steals	1	vs Crowley's Ridge 12/04/20
Blocks	1	at Mississippi Val. 12/11/21
FG Made	7	vs Crowley's Ridge 12/04/20
FG Attempts	8	vs Crowley's Ridge 12/04/20
3FG Made	1	vs Crowley's Ridge 12/04/20, vs Central Baptist 11/15/21
3FG Attempts	1	4 times
FT Made	3	at Mississippi Val. 12/11/21
FT Attempts	4	at Mississippi Val. 12/11/21

## 12 NICOLAS TINGLING | G | 6-1 | 180 | Fr | Port Saint Lucie, Fla.

				Field Goals		3-Point		F-Throws		Rebounds									Scoring	
SEASON	TEAM	GP-GS	MIN/AVG	FG-FGA	FG%	3FG-3FGA	3FG%	FT-FTA	FT%	OFF	DEF	TOT	AVG	PF-FO	A	TO	BLK	STL	PTS	AVG
2021-22	ASU	8-0	20/2.5	1-2	.500	0-1	.000	4-4	1.000	0	3	3	0.4	4-0	7	4	0	0	6	0.8
TOTAL		8-0	20/2.5	1-2	.500	0-1	.000	4-4	1.000	0	3	3	0.4	4-0	7	4	0	0	6	0.8

### Single Game Highs

Statistic	Value	
Points	2	vs Harding 11/09/21, at Illinois 11/12/21, vs Lyon 12/21/21
Rebounds	2	at Illinois 11/12/21
Assists	3	vs Central Baptist 11/15/21
FG Made	1	vs Lyon 12/21/21
FG Attempts	1	vs Ga. Southern 01/01/22, vs Lyon 12/21/21
3FG Attempts	1	vs Ga. Southern 01/01/22
FT Made	2	vs Harding 11/09/21, at Illinois 11/12/21
FT Attempts	2	vs Harding 11/09/21, at Illinois 11/12/21



## 13 MARIO FANTINA | G | 6-4 | 192 | Fr | Sveti Filip i Jakov, Croatia

				Field Goals		3-Point		F-Throws		Rebounds										Scoring	
SEASON	TEAM	GP-GS	MIN/AVG	FG-FGA	FG%	3FG-3FGA	3FG%	FT-FTA	FT%	OFF	DEF	TOT	AVG	PF-FO	A	TO	BLK	STL	PTS	AVG	
2020-21	ASU	5-0	31/6.2	3-10	.300	2-7	.286	0-0	.000	1	1	2	0.4	1-0	5	1	0	1	8	1.6	
2021-22	ASU	10-0	46/4.6	6-15	.400	4-10	.400	0-0	.000	1	8	9	0.9	3-0	1	4	1	2	16	1.6	
TOTAL		15-0	77/5.1	9-25	.360	6-17	.353	0-0	.000	2	9	11	0.7	4-0	6	5	1	3	24	1.6	

### Single Game Highs

Statistic	Value	
Points	8	at South Alabama 02/12/22
Rebounds	3	at South Alabama 02/12/22
Assists	3	vs Crowley's Ridge 12/04/20
Steals	1	vs Crowley's Ridge 12/04/20, vs Harding 11/09/21, at South Alabama 02/12/22
Blocks	1	vs Central Baptist 11/15/21
FG Made	3	at South Alabama 02/12/22
FG Attempts	5	vs Crowley's Ridge 12/04/20, at South Alabama 02/12/22
3FG Made	2	at South Alabama 02/12/22, vs Lyon 12/21/21
3FG Attempts	4	vs Crowley's Ridge 12/04/20

## 15 NORCHAD OMIER | F | 6-7 | 232 | Fr | Bluefields, Nicaragua

				Field Goals		3-Point		F-Throws		Rebounds										Scoring	
SEASON	TEAM	GP-GS	MIN/AVG	FG-FGA	FG%	3FG-3FGA	3FG%	FT-FTA	FT%	OFF	DEF	TOT	AVG	PF-FO	A	TO	BLK	STL	PTS	AVG	
2020-21	ASU	23-22	614/26.7	118-219	.539	0-3	.000	53-77	.688	92	190	282	12.3	72-2	18	41	33	28	289	12.6	
2021-22	ASU	26-25	743/28.6	178-272	.654	1-3	.333	96-133	.722	101	214	315	12.1	85-6	31	70	54	41	453	17.4	
TOTAL		49-47	1358/27.7	296-491	.603	1-6	.167	149-210	.710	193	404	597	12.2	157-8	49	111	87	69	742	15.1	

### Single Game Highs

Statistic	Value	
Points	31	at Troy 02/10/22, vs Lyon 12/21/21
Rebounds	26	vs La.-Monroe 02/03/22
Assists	3	5 times
Steals	5	vs Coastal Carolina 02/23/22
Blocks	6	vs Air Force 12/19/21
FG Made	15	vs Lyon 12/21/21
FG Attempts	19	vs Lyon 12/21/21
3FG Made	1	at Southeast Mo. St. 11/19/21
3FG Attempts	1	6 times
FT Made	7	at Louisiana 01/06/22, vs La.-Monroe 02/03/22, at Troy 02/10/22
FT Attempts	10	vs UT Arlington 01/20/22, vs La.-Monroe 02/03/22



## 21 CHEIKH NDOUR | F | 6-7 | 228 | Fr | Medina, Senegal

				Field Goals		3-Point		F-Throws		Rebounds										Scoring	
SEASON	TEAM	GP-GS	MIN/AVG	FG-FGA	FG%	3FG-3FGA	3FG%	FT-FTA	FT%	OFF	DEF	TOT	AVG	PF-FO	A	TO	BLK	STL		PTS	AVG
2020-21	ASU	2-0	11/5.5	1-5	.200	1-3	.333	0-0	.000	0	3	3	1.5	1-0	0	1	1	0		3	1.5
2021-22	ASU	5-0	10/1.9	0-1	.000	0-0	.000	0-0	.000	0	2	2	0.4	2-0	1	1	0	0		0	0.0
<b>TOTAL</b>		<b>7-0</b>	<b>21/2.9</b>	<b>1-6</b>	<b>.167</b>	<b>1-3</b>	<b>.333</b>	<b>0-0</b>	<b>.000</b>	<b>0</b>	<b>5</b>	<b>5</b>	<b>0.7</b>	<b>3-0</b>	<b>1</b>	<b>2</b>	<b>1</b>	<b>0</b>		<b>3</b>	<b>0.4</b>

### Single Game Highs

Statistic	Value	
Points	3	vs Crowley's Ridge 12/04/20
Rebounds	2	vs Champion Chris. 12/20/20
Assists	1	vs Air Force 12/19/21
Blocks	1	vs Crowley's Ridge 12/04/20
FG Made	1	vs Crowley's Ridge 12/04/20
FG Attempts	4	vs Crowley's Ridge 12/04/20
3FG Made	1	vs Crowley's Ridge 12/04/20
3FG Attempts	2	vs Crowley's Ridge 12/04/20

## 22 KEYON WESLEY | F | 6-9 | 176 | Jr | Chesilhurst, N.J.

				Field Goals		3-Point		F-Throws		Rebounds										Scoring	
SEASON	TEAM	GP-GS	MIN/AVG	FG-FGA	FG%	3FG-3FGA	3FG%	FT-FTA	FT%	OFF	DEF	TOT	AVG	PF-FO	A	TO	BLK	STL		PTS	AVG
2020-21	ASU	23-17	504/21.9	70-133	.526	1-5	.200	31-42	.738	30	79	109	4.7	47-1	15	26	2	15		172	7.5
2021-22	ASU	25-20	509/20.4	48-93	.516	0-0	.000	19-34	.559	32	57	89	3.6	45-0	22	29	1	15		115	4.6
<b>TOTAL</b>		<b>48-37</b>	<b>1013/21.1</b>	<b>118-226</b>	<b>.522</b>	<b>1-5</b>	<b>.200</b>	<b>50-76</b>	<b>.658</b>	<b>62</b>	<b>136</b>	<b>198</b>	<b>4.1</b>	<b>92-1</b>	<b>37</b>	<b>55</b>	<b>3</b>	<b>30</b>		<b>287</b>	<b>6.0</b>

### Single Game Highs

Statistic	Value	
Points	20	vs Crowley's Ridge 12/04/20
Rebounds	13	vs UT Arlington 01/29/21
Assists	3	at UT Arlington 02/26/21, at Texas St. 02/17/22
Steals	3	vs Harding 11/09/21
Blocks	1	at Marshall 11/27/20, vs Ga. Southern 03/05/21, at Appalachian St. 01/27/22
FG Made	9	vs Crowley's Ridge 12/04/20
FG Attempts	11	vs Crowley's Ridge 12/04/20
3FG Made	1	at Morehead St. 11/29/20
3FG Attempts	2	at Memphis 12/02/20
FT Made	7	vs La.-Monroe 01/16/21
FT Attempts	9	vs La.-Monroe 01/16/21



## 23 MARQUIS EATON | G | 6-2 | 202 | Sr | Jonesboro, Ark.

				Field Goals		3-Point		F-Throws		Rebounds										Scoring	
SEASON	TEAM	GP-GS	MIN/AVG	FG-FGA	FG%	3FG-3FGA	3FG%	FT-FTA	FT%	OFF	DEF	TOT	AVG	PF-FO	A	TO	BLK	STL	PTS	AVG	
2017-18	ASU	32-11	641/20.0	69-176	.392	13-47	.277	45-54	.833	10	40	50	1.6	52-0	69	50	6	26	196	6.1	
2018-19	ASU	32-27	1023/32.0	123-331	.372	40-126	.317	73-96	.760	26	79	105	3.3	78-0	91	83	11	28	359	11.2	
2019-20	ASU	32-30	1034/32.3	135-330	.409	47-123	.382	108-136	.794	20	80	100	3.1	76-0	90	60	5	48	425	13.3	
2020-21	ASU	24-24	764/31.8	105-254	.413	28-83	.337	103-119	.866	6	69	75	3.1	52-0	124	56	6	22	341	14.2	
2021-22	ASU	26-26	809/31.1	98-265	.370	33-103	.320	72-81	.889	7	63	70	2.7	60-0	92	68	6	25	301	11.6	
TOTAL		146-118	4271/29.3	530-1356	.391	161-482	.334	401-486	.825	69	331	400	2.7	318-0	466	317	34	149	1622	11.1	

### Single Game Highs

Statistic	Value	
Points	32	vs Louisiana 02/05/21
Rebounds	9	vs Fla. Atlantic 12/14/18, vs Louisiana 12/18/19
Assists	10	vs La.-Monroe 01/16/21, vs Louisiana 02/06/21
Steals	5	vs Troy 01/11/20
Blocks	2	vs Louisiana 03/09/19
FG Made	10	at Louisiana 02/26/20, vs Little Rock 02/22/20
FG Attempts	21	vs Little Rock 02/22/20
3FG Made	6	at Little Rock 02/08/20
3FG Attempts	9	at La.-Monroe 01/05/19
FT Made	13	vs Louisiana 02/05/21
FT Attempts	14	vs Louisiana 12/18/19, vs Louisiana 02/05/21

## 24 CALEB LONDON | G | 6-4 | 195 | Fr | Memphis, Tenn.

				Field Goals		3-Point		F-Throws		Rebounds										Scoring	
SEASON	TEAM	GP-GS	MIN/AVG	FG-FGA	FG%	3FG-3FGA	3FG%	FT-FTA	FT%	OFF	DEF	TOT	AVG	PF-FO	A	TO	BLK	STL	PTS	AVG	
2020-21	ASU	23-0	250/10.9	24-67	.358	1-8	.125	3-8	.375	13	25	38	1.7	36-0	10	13	4	9	52	2.3	
2021-22	ASU	2-0	24/12.0	2-7	.286	1-2	.500	0-1	.000	2	5	7	3.5	3-0	0	1	1	0	5	2.5	
TOTAL		25-0	274/10.9	26-74	.351	2-10	.200	3-9	.333	15	30	45	1.8	39-0	10	14	5	9	57	2.3	

### Single Game Highs

Statistic	Value	
Points	10	vs La.-Monroe 01/15/21
Rebounds	6	vs La.-Monroe 01/15/21
Assists	2	vs Crowley's Ridge 12/04/20, at UT Arlington 02/26/21
Steals	2	vs Champion Chris. 12/20/20, vs UT Arlington 01/30/21
Blocks	1	5 times
FG Made	5	vs La.-Monroe 01/15/21
FG Attempts	7	vs Champion Chris. 12/20/20
3FG Made	1	vs Champion Chris. 12/20/20, at Illinois 11/12/21
3FG Attempts	2	at Memphis 12/02/20, at La.-Monroe 01/02/21, at Illinois 11/12/21
FT Made	2	at Louisiana 01/23/21
FT Attempts	4	at Memphis 12/02/20





**50** ANTWON JACKSON | F | 6-7 | 280 | So | Las Vegas, Nev.

				Field Goals		3-Point		F-Throws		Rebounds										Scoring	
SEASON	TEAM	GP-GS	MIN/AVG	FG-FGA	FG%	3FG-3FGA	3FG%	FT-FTA	FT%	OFF	DEF	TOT	AVG	PF-FO	A	TO	BLK	STL		PTS	AVG
2019-20	ASU	32-1	433/13.5	33-66	.500	0-0	.000	33-54	.611	39	52	91	2.8	50-1	21	23	7	18		99	3.1
2020-21	ASU	24-6	340/14.2	21-54	.389	0-0	.000	22-35	.629	37	36	73	3.0	28-0	14	14	2	16		64	2.7
2021-22	ASU	21-0	259/12.3	26-58	.448	0-0	.000	22-27	.815	19	36	55	2.6	36-0	13	15	5	11		74	3.5
<b>TOTAL</b>		<b>77-7</b>	<b>1031/13.4</b>	<b>80-178</b>	<b>.449</b>	<b>0-0</b>	<b>.000</b>	<b>77-116</b>	<b>.664</b>	<b>95</b>	<b>124</b>	<b>219</b>	<b>2.8</b>	<b>114-1</b>	<b>48</b>	<b>52</b>	<b>14</b>	<b>45</b>		<b>237</b>	<b>3.1</b>

### Single Game Highs

Statistic	Value	
Points	11	vs Ark.-Pine Bluff 12/09/20
Rebounds	8	4 times
Assists	4	vs Crowley's Ridge 12/04/20
Steals	3	at Ole Miss 11/08/19, at Morehead St. 11/29/20
Blocks	1	14 times
FG Made	4	vs Omaha 12/03/19, at South Alabama 02/12/22
FG Attempts	7	vs Harding 11/09/21, vs Central Baptist 11/15/21
FT Made	8	at La.-Monroe 01/02/21
FT Attempts	12	vs Ark.-Pine Bluff 12/09/20



RECORD:	OVERALL	HOME	AWAY	NEUTRAL
ALL GAMES	7-7	4-2	3-5	0-0
CONFERENCE	7-7	4-2	3-5	0-0
NON-CONFERENCE	0-0	0-0	0-0	0-0

##	Player	gp-gs	min	avg	Total		3-Point		F-Throw		Rebounds				pf	dq	a	to	blk	stl	pts	avg
					fg-fga	fg%	3fg-fga	3fg%	ft-fga	ft%	off	def	tot	avg								
15	Omier,Norchad	14-14	469	33.5	106-164	.646	0-1	.000	63-87	.724	54	137	191	13.6	44	3	17	37	28	24	275	19.6
03	Sills,Desi	13-13	407	31.3	52-126	.413	14-49	.286	30-39	.769	9	44	53	4.1	34	0	38	30	3	23	148	11.4
23	Eaton,Marquis	14-14	455	32.5	49-152	.322	18-62	.290	41-48	.854	3	31	34	2.4	37	0	49	39	1	14	157	11.2
00	Fields,Caleb	14-14	452	32.3	31-101	.307	10-42	.238	28-34	.824	8	45	53	3.8	19	0	63	29	2	18	100	7.1
01	Davis,Markise	10-3	176	17.6	26-55	.473	4-15	.267	10-13	.769	13	13	26	2.6	21	0	12	4	3	4	66	6.6
02	Felts,Avery	13-1	216	16.6	23-49	.469	16-36	.444	3-6	.500	5	16	21	1.6	12	0	12	6	1	6	65	5.0
22	Wesley,Keyon	13-11	258	19.8	23-46	.500	0-0	.000	5-10	.500	11	22	33	2.5	21	0	11	17	1	8	51	3.9
10	Farrington,Malcolm	14-0	179	12.8	16-57	.281	13-48	.271	3-4	.750	4	15	19	1.4	6	0	9	6	1	3	48	3.4
13	Fantina,Mario	3-0	22	7.3	4-9	.444	2-6	.333	0-0	.000	1	4	5	1.7	1	0	0	0	0	1	10	3.3
50	Jackson,Antwon	12-0	131	10.9	13-25	.520	0-0	.000	7-8	.875	8	13	21	1.8	17	0	3	5	2	5	33	2.8
05	Willis,Christian	4-0	40	10.0	1-4	.250	0-3	.000	1-2	.500	0	3	3	0.8	1	0	1	2	0	1	3	0.8
11	Grbovic,Lazar	6-0	16	2.7	1-3	.333	0-0	.000	0-2	.000	0	0	0	0.0	3	0	0	1	0	0	2	0.3
12	Tingling,Nicolas	2-0	4	2.0	0-1	.000	0-1	.000	0-0	.000	0	0	0	0.0	0	0	2	0	0	0	0	0.0
21	Ndour,Cheikh	1-0	0	0.0	0-0	.000	0-0	.000	0-0	.000	0	0	0	0.0	0	0	0	0	0	0	0	0.0
Team											14	13	27					12				
Total.....		14	2825		345-792	.436	77-263	.293	191-253	.755	130	356	486	34.7	216	3	217	188	42	107	958	68.4
Opponents.....		14	2825		350-806	.434	91-254	.358	162-224	.723	130	350	480	34.3	233	-	160	189	50	94	953	68.1

TEAM STATISTICS	ASU	OPP
SCORING	958	953
Points per game	68.4	68.1
Scoring margin	+0.4	-
FIELD GOALS-ATT	345-792	350-806
Field goal pct	.436	.434
3 POINT FG-ATT	77-263	91-254
3-point FG pct	.293	.358
3-pt FG made per game	5.5	6.5
FREE THROWS-ATT	191-253	162-224
Free throw pct	.755	.723
F-Throws made per game	13.6	11.6
REBOUNDS	486	480
Rebounds per game	34.7	34.3
Rebounding margin	+0.4	-
ASSISTS	217	160
Assists per game	15.5	11.4
TURNOVERS	188	189
Turnovers per game	13.4	13.5
Turnover margin	+0.1	-
Assist/turnover ratio	1.2	0.8
STEALS	107	94
Steals per game	7.6	6.7
BLOCKS	42	50
Blocks per game	3.0	3.6
ATTENDANCE	8253	22145
Home games-Avg/Game	6-1376	8-2768
Neutral site-Avg/Game	-	0-0

Date	Opponent		Score	Att
* 01/01/22	GA. SOUTHERN	W	74-56	1012
* 01/06/22	at Louisiana	Lot	77-83	2682
* 01/08/22	at La.-Monroe	W	90-83	2245
* 01/20/22	UT ARLINGTON	W	75-70	1161
* 01/22/22	TEXAS ST.	W	67-60	1716
* 01/27/22	at Appalachian St.	L	54-61	3045
* 01/29/22	at Coastal Carolina	W	73-66	1282
* 02/03/22	LA.-MONROE	L	59-60	1003
* 02/05/22	LOUISIANA	W	67-58	2542
* 02/10/22	at Troy	L	77-79	2917
* 02/12/22	at South Alabama	L	51-70	2674
* 02/17/22	at Texas St.	L	67-84	5388
* 02/19/22	at UT Arlington	W	58-49	1912
* 02/23/22	COASTAL CAROLINA	L	69-74	819

\* = Conference game

\$ = CIT Eracism Invitational (Jonesboro, Ark.)

Score by Periods	1st	2nd	OT	Totals
Arkansas State	428	526	4	958
Opponents	472	471	10	953



RECORD:	OVERALL	HOME	AWAY	NEUTRAL
ALL GAMES	16-10	10-3	6-7	0-0
CONFERENCE	7-7	4-2	3-5	0-0
NON-CONFERENCE	9-3	6-1	3-2	0-0

#	Player	gp-gs	min	avg	Total		3-Point		F-Throw		Rebounds				pf	dq	a	to	blk	stl	pts	avg
					fg-fga	fg%	3fg-fga	3fg%	ft-fa	ft%	off	def	tot	avg								
15	Omier,Norchad	26-25	744	28.6	178-272	.654	1-3	.333	96-133	.722	101	214	315	12.1	85	6	31	70	54	41	453	17.4
03	Sills,Desi	25-24	732	29.3	113-254	.445	23-89	.258	68-93	.731	15	71	86	3.4	60	0	74	60	7	46	317	12.7
23	Eaton,Marquis	26-26	810	31.2	98-265	.370	33-103	.320	72-81	.889	7	63	70	2.7	60	0	92	68	6	25	301	11.6
00	Fields,Caleb	26-26	805	31.0	63-190	.332	16-60	.267	51-62	.823	16	80	96	3.7	37	0	118	57	2	32	193	7.4
01	Davis,Markise	22-7	382	17.4	54-106	.509	10-32	.313	21-28	.750	19	37	56	2.5	44	0	19	12	8	12	139	6.3
22	Wesley,Keyon	25-20	509	20.4	48-93	.516	0-0	.000	19-34	.559	32	57	89	3.6	45	0	22	29	1	15	115	4.6
10	Farrington,Malcolm	25-0	314	12.6	33-101	.327	27-87	.310	3-4	.750	8	21	29	1.2	15	0	15	10	3	7	96	3.8
02	Felts,Avery	20-1	299	15.0	26-56	.464	19-41	.463	3-6	.500	6	23	29	1.5	16	0	14	10	3	12	74	3.7
50	Jackson,Antwon	21-0	261	12.4	26-58	.448	0-0	.000	22-27	.815	19	36	55	2.6	36	0	13	15	5	11	74	3.5
24	London,Caleb	2-0	23	11.5	2-7	.286	1-2	.500	0-1	.000	2	5	7	3.5	3	0	0	1	1	0	5	2.5
11	Grbovic,Lazar	14-0	76	5.4	11-22	.500	1-2	.500	7-11	.636	6	9	15	1.1	13	0	1	3	1	0	30	2.1
05	Willis,Christian	16-1	193	12.1	12-37	.324	6-24	.250	1-7	.143	2	19	21	1.3	9	0	9	5	1	3	31	1.9
13	Fantina,Mario	10-0	47	4.7	6-15	.400	4-10	.400	0-0	.000	1	8	9	0.9	3	0	1	4	1	2	16	1.6
12	Tingling,Nicolas	8-0	20	2.5	1-2	.500	0-1	.000	4-4	1.000	0	3	3	0.4	4	0	7	4	0	0	6	0.8
21	Ndour,Cheikh	5-0	10	2.0	0-1	.000	0-0	.000	0-0	.000	0	2	2	0.4	2	0	1	1	0	0	0	0.0
Team											26	17	43					13				
Total.....		26	5225		671-1479	.454	141-454	.311	367-491	.747	260	665	925	35.6	432	6	417	362	93	206	1850	71.2
Opponents.....		26	5225		650-1515	.429	163-496	.329	309-446	.693	271	616	887	34.1	449	-	314	366	84	185	1772	68.2

TEAM STATISTICS	ASU	OPP	Date	Opponent	Score	Att
SCORING	1850	1772	11/09/21	HARDING	w 81-55	1817
Points per game	71.2	68.2	11/12/21	at Illinois	L 53-92	14327
Scoring margin	+3.0	-	11/15/21	CENTRAL BAPTIST	w 90-63	1413
FIELD GOALS-ATT	671-1479	650-1515	11-19-21	at Southeast Missouri	w 72-60	1145
Field goal pct	.454	.429	\$ 11/26/21	MOREHEAD ST.	L 51-75	1132
3 POINT FG-ATT	141-454	163-496	\$ 11/28/21	KANSAS CITY	w 66-55	801
3-point FG pct	.311	.329	12/04/21	CENTRAL ARK.	w 95-82	951
3-pt FG made per game	5.4	6.3	12/08/21	at Ark.-Pine Bluff	w 84-73	3148
FREE THROWS-ATT	367-491	309-446	12/11/21	at Mississippi Val.	w 82-77	237
Free throw pct	.747	.693	12/14/21	at Texas Tech	L 62-75	12431
F-Throws made per game	14.1	11.9	12/19/21	AIR FORCE	w 68-46	945
REBOUNDS	925	887	12/21/21	LYON	w 88-66	615
Rebounds per game	35.6	34.1	* 01/01/22	GA. SOUTHERN	w 74-56	1012
Rebounding margin	+1.5	-	* 01/06/22	at Louisiana	Lot 77-83	2682
ASSISTS	417	314	* 01/08/22	at La.-Monroe	w 90-83	2245
Assists per game	16.0	12.1	* 01/20/22	UT ARLINGTON	w 75-70	1161
TURNOVERS	362	366	* 01/22/22	TEXAS ST.	w 67-60	1716
Turnovers per game	13.9	14.1	* 01/27/22	at Appalachian St.	L 54-61	3045
Turnover margin	+0.2	-	* 01/29/22	at Coastal Carolina	w 73-66	1282
Assist/turnover ratio	1.2	0.9	* 02/03/22	LA.-MONROE	L 59-60	1003
STEALS	206	185	* 02/05/22	LOUISIANA	w 67-58	2542
Steals per game	7.9	7.1	* 02/10/22	at Troy	L 77-79	2917
BLOCKS	93	84	* 02/12/22	at South Alabama	L 51-70	2674
Blocks per game	3.6	3.2	* 02/17/22	at Texas St.	L 67-84	5388
ATTENDANCE	15927	53433	* 02/19/22	at UT Arlington	w 58-49	1912
Home games-Avg/Game	13-1225	13-4110	* 02/23/22	COASTAL CAROLINA	L 69-74	819
Neutral site-Avg/Game	-	0-0				

\* = Conference game

\$ = CIT Eracism Invitational (Jonesboro, Ark.)

Score by Periods	1st	2nd	OT	Totals
Arkansas State	862	984	4	1850
Opponents	897	865	10	1772