

## SCHEDULE/RESULTS

SBC: 6-6 | Non-Conference: 9-3  
Home: 10-2 | Away: 5-7 | Neutral: 0-0

### NOVEMBER

9	Harding	81-55, W
12	at #11 Illinois	53-92, L
15	Central Baptist College	90-63, W
19	at Southeast Missouri	72-60, W

CollegeInsider.com

Eracism Invitational (Jonesboro, Ark.)

26	Morehead State	51-75, L
28	Kansas City	66-55, W

● ○ ○ ○

### DECEMBER

4	Central Arkansas	95-82, W
8	at Arkansas-Pine Bluff	84-73, W
11	at Mississippi Valley State	82-77, W
14	at #25 Texas Tech	62-75, L
19	Air Force	68-46, W
21	Lyon College	88-66, W
30	Georgia State*	CANCELED

● ● ● ○

### JANUARY

1	Georgia Southern*	74-56, W
6	at Louisiana*	77-83 <sup>OT</sup> , L
8	at ULM*	90-83, W
13	Little Rock*	CANCELED
15	at Little Rock*	CANCELED
20	UT Arlington*	75-70, W
22	Texas State*	67-60, W
27	at Appalachian State*	54-61, L
29	at Coastal Carolina*	73-66, W

● ● ● ●

### FEBRUARY

3	ULM*	59-60, L
5	Louisiana*	67-58, W
10	at Troy*	77-79, L
12	at South Alabama*	51-70, L
17	at Texas State*	67-84, L
19	at UT Arlington*	2:00 PM
23	Coastal Carolina*	7:00 PM
25	Appalachian State*	7:00 PM

● ● ● ●

### MARCH

Sun Belt Tournament (Pensacola, Fla.)

3	Sun Belt First Round	TBA
5	Sun Belt Quarterfinal	TBA
6	Sun Belt Semifinal	4/7:30 PM
7	Sun Belt Final	5:00 PM

\* Sun Belt Conference Game

All times listed in Central Standard Time (CST)

## IN THESE NOTES

Broadcast Sheet with Career Highs	2
Radio/TV Roster	3
Series Info	4
Notables	4-6
Sun Belt Conference Update	7
Statistical Trends	8
The Last Time	9-10
Game-By-Game Stats	11
Miscellaneous Stats	12
Box Scores	13-16
Highs & Lows	17
Player Pages	18-25
Conference Only Stats	26
Season Stats	27

GAME  
25

## ARKANSAS STATE

15-9 • 6-6 Sun Belt

SATURDAY, FEB. 19, 2022 • 2:00 PM • ARLINGTON, TEXAS



### ARKANSAS STATE RED WOLVES

Head Coach Mike Balado

Record at A-State 66-78 (5th Year)

Overall Record Same



### UT ARLINGTON MAVERICKS

Head Coach Greg Young

Record at UTA 11-14 (1st Year)

Overall Record 179-153 (11th Year)

## UT ARLINGTON

11-14 • 7-7 Sun Belt

at

### GAME INFORMATION

Facility College Park Center

TV ESPN+

Radio EAB Red Wolves Sports Network

Live Stats AStateRedWolves.com

Series Record A-State leads 42-24

At Arlington UTA leads 16-15

Last Meeting 75-70 (Jan. 20, 2022)

Up Next vs Coastal Carolina | Feb. 23

## STAT LEADERS

POINTS PER GAME		
A-STATE	Norchad Omier	17.0
UTA	David Azore	19.9
REBOUNDS PER GAME		
A-STATE	Norchad Omier	11.8
UTA	K. Akobundu-Ehiogu	4.8
ASSISTS PER GAME		
A-STATE	Caleb Fields	4.7
UTA	Javon Levi	5.3
STEALS PER GAME		
A-STATE	Desi Sills	2.0
UTA	Javon Levi	1.7
BLOCKS PER GAME		
A-STATE	Norchad Omier	2.0
UTA	K. Akobundu-Ehiogu	2.4
3-POINTERS		
A-STATE	Marquis Eaton	32
UTA	Carson Bischoff	35
FIELD-GOAL PERCENTAGE		
A-STATE	Norchad Omier	.650
UTA	K. Akobundu-Ehiogu	.704
FREE-THROW PERCENTAGE		
A-STATE	Marquis Eaton	.910
UTA	David Azore	.831

## TALE OF THE TAPE

A-STATE	STATISTIC	UTA
71.8	Points Per Game	69.2
68.7	Opp. Points Per Game	69.9
+3.1	Scoring Margin	-0.7
35.6	Rebounds Per Game	37.5
+1.8	Rebound Margin	+1.7
16.0	Assists Per Game	14.8
14.0	Turnovers Per Game	14.4
0.0	Turnover Margin	-0.8
1.1	Assist/Turnover Ratio	1.0
3.5	Blocks Per Game	4.2
7.8	Steals Per Game	7.6
.456	Field-Goal %	.433
.433	Opp. Field Goal %	.414
.322	3-Pt Field-Goal %	.318
.329	Opp. 3-Pt Field-Goal %	.353
.748	Free-Throw %	.695

## PROJECTED STARTERS (Based off last game)

No.	Name	Position	Class	Height	Weight	Hometown	PTS	REB	AST
0	Caleb Fields	G	So.	6-0	192	Lewisburg, Tenn.	7.6	3.8	4.7
1	Markise Davis	G/F	Jr.	6-8	195	Oxford, Ala.	6.3	2.5	0.7
3	Desi Sills	G	Jr.	6-2	195	Jonesboro, Ark.	13.0	3.6	3.1
15	Norchad Omier	F	Fr.	6-7	232	Bluefields, Nicaragua	17.0	11.8	2.0*
23	Marquis Eaton	G	Sr.	6-2	202	Helena, Ark.	12.1	2.8	3.5

## RESERVES

No.	Name	Position	Class	Height	Weight	Hometown	PTS	REB	AST
2	Avery Felts	G	rFr.	6-2	192	Jonesboro, Ark.	3.7	1.4	0.7
5	Christian Willis	G	Sr.	6-2	195	Belleville, Ill.	1.9	1.3	0.6
10	Malcolm Farrington	G	rFr.	6-3	201	West Palm Beach, Fla.	3.7	1.1	0.5
11	Lazar Grbovic	F	Fr.	6-8	230	Belgrade, Serbia	2.1	1.1	0.1
12	Nicolas Tingling	G	Fr.	6-1	180	Port Saint Lucie, Fla.	0.8	0.4	0.9
13	Mario Fantina	G	Fr.	6-4	192	Sveti Filip i Jakov, Croatia	1.6	0.8	0.1
21	Cheikh Ndour	F	Fr.	6-7	228	Medina, Senegal	0.0	0.4	0.2
22	Keyon Wesley	F	Jr.	6-9	176	Chesilhurst, N.J.	4.8	3.7	0.9
24	Caleb London	G	Fr.	6-4	195	Memphis, Tenn.	2.5	3.5	0.0
50	Antwon Jackson	F	So.	6-7	280	Las Vegas, Nev.	3.6	2.7	0.7

\* Blocks Per Game





## RED WOLVES AT A GLANCE

RECORD  
**15-9**

SUN BELT RECORD  
**6-6**

LAST GAME  
**67-84, L**  
at Texas State

Head Coach



**Mike Balado**

Assistant Coach



**Brent Crews**

Assistant Coach



**Mike Scutero**

Assistant Coach



**Ian Young**

	FG		3PT		FT		REBOUNDS										
	FG-FGA	FG%	3FG-FGA	3FG%	FT-FTA	FT%	OFF	DEF	TOT	AVG	PF	DQ	A	TO	BLK	STL	PTS
A-State	624-1368	.456	133-413	.322	342-457	.748	246	609	855	35.6	404	6	384	335	85	187	1723
Opponent	603-1394	.433	152-462	.329	291-423	.688	249	562	811	33.8	414	9	296	337	79	170	1649
UT Arlington	635-1465	.433	159-500	.318	301-433	.695	292	645	937	37.5	446	7	370	359	104	189	1730
Opponent	611-1476	.414	208-589	.353	317-447	.709	289	605	894	35.8	422	10	392	338	75	177	1747

0

### CALEB FIELDS

G | So. | 6-0 | 190 | Lewisburg, Tenn. | Aspire Academy

PPG	RPG	APG	FG%	3FG%	FT%	MPG
7.6	3.8	4.7	.337	.286	.807	30.7
7.4	3.9	4.8	.315	.263	.793	32.0

Pts:	..22, 2x, at Morehead State   11-29-20
Rebs:	.....11 at ULM   1-8-22
Asts:	.....9 vs Louisiana   2-5-22

Blks:	.....2 vs Georgia Southern   1-1-22
Stls:	.....3, 5x, vs Louisiana   2-5-22
Mins:	.....42 at Louisiana   1-6-22

1

### MARKISE DAVIS

(Mark-keese)

G/F | Jr. | 6-8 | 195 | Oxford, Ala. | Wallace State CC

PPG	RPG	APG	FG%	3FG%	FT%	MPG
6.3	2.5	0.7	.500	.310	.769	17.6
6.5	2.6	0.8	.444	.250	.818	18.3

Pts:	.....22 at ULM   1-1-21
Rebs:	.....6 vs Georgia Southern   1-1-22
Asts:	...2, 3x, vs Central Arkansas   12-4-21

Blks:	.....1, 10x, vs Louisiana   2-5-22
Stls:	.....3, 2x, vs Louisiana   1-2-22
Mins:	.....34 at Texas Tech   12-14-21

2

### AVERY FELTS

G | rFr. | 6-2 | 192 | Jonesboro, Ark. | Westside HS

PPG	RPG	APG	FG%	3FG%	FT%	MPG
3.7	1.4	0.7	.500	.515	.500	14.1
5.2	1.5	0.9	.513	.500	.500	15.5

Pts:	....13, 2x, at Coastal Carolina   1-29-22
Rebs:	.4 vs Champion Christian   12-20-20
Asts:	.....4 vs Louisiana   2-5-21

Blks:	.....2 at SEMO   11-19-21
Stls:	.....3, 2x, vs Lyon   12-21-21
Mins:	.....24 vs Louisiana   2-5-21

3

### DESI SILLS

G | Jr. | 6-2 | 195 | Jonesboro, Ark. | Arkansas

PPG	RPG	APG	FG%	3FG%	FT%	MPG
13.0	3.6	3.1	.454	.259	.718	29.4
11.9	4.5	3.2	.429	.293	.742	31.9

Pts:	.....25 at UAPB   12-8-21
Rebs:	.....10 vs Oral Roberts   12-20-20
Asts:	.....9 at Texas Tech   12-14-21

Blks:	.....2, 2x, at UAPB   12-8-21
Stls:	.....5 vs Georgia Southern   1-1-22
Mins:	.....41 at Louisiana   1-6-22

5

### CHRISTIAN WILLIS

G/F | Jr. | 6-8 | 195 | Oxford, Ala. | Wallace State CC

PPG	RPG	APG	FG%	3FG%	FT%	MPG
1.9	1.3	0.6	.324	.250	.143	12.1
0.8	0.8	0.3	.250	.000	.500	10.0

Pts:	.....17 vs South Alabama   1-23-20
Rebs:	.....7 vs UAPB   12-9-20
Asts:	.....6 vs South Alabama   1-23-20

Blks:	.....2 vs UAPB   12-9-20
Stls:	.....3, 2x, vs Omaha   12-3-19
Mins:	.....37 vs UAPB   12-9-20

10

### MALCOLM FARRINGTON

G | rFr. | 6-3 | 201 | West Palm Beach, Fla. | DME Academy

PPG	RPG	APG	FG%	3FG%	FT%	MPG
3.7	1.1	0.5	.337	.316	.500	12.5
3.2	1.3	0.5	.289	.275	.500	12.7

Pts:	.....16 vs Georgia Southern   3-5-21
Rebs:	.....5 at South Alabama   2-12-22
Asts:	.....3 vs ULM   1-15-21

Blks:	.....1, 4x, at South Alabama   2-12-22
Stls:	.....3 vs UT Arlington   1-30-21
Mins:	.....28 at App State   1-27-22

11

### LAZAR GRBOVIC

(Lah-zar Grow-buh-vich)

F | Fr. | 6-8 | 230 | Belgrade, Serbia | Proleter Naftagas

PPG	RPG	APG	FG%	3FG%	FT%	MPG
2.1	1.1	0.1	.500	.500	.636	5.4
0.3	0.0	0.0	.333	.000	.000	2.7

Pts:	.....17 vs Crowley's Ridge   12-4-20
Rebs:	.5, 2x, vs Champion Christian   12-20-20
Asts:	..1, 2x, vs Champion Christian   12-20-20

Blks:	.....1 at MVSU   12-11-21
Stls:	.....1 vs Crowley's Ridge   12-4-20
Mins:	.....16 vs UAPB   12-9-20

12

### NICOLAS TINGLING

G | Fr. | 6-1 | 180 | Port Saint Lucie, Fla. | Cardinal Newman HS

PPG	RPG	APG	FG%	3FG%	FT%	MPG
0.8	0.4	0.9	.500	.000	1.000	2.5
0.0	0.0	1.0	.000	.000	.000	2.0

Pts:	.....2, 3x, vs Lyon   12-21-21
Rebs:	.....2 at Illinois   11-12-21
Asts:	.....3 vs CBC   11-15-21

Blks:	.....
Stls:	.....
Mins:	.....4 vs Harding   11-9-21

13

### MARIO FANTINA

G | Fr. | 6-4 | 192 | Sveti Filip i Jakov, Croatia | KK Zadar

PPG	RPG	APG	FG%	3FG%	FT%	MPG
1.6	0.8	0.1	.385	.444	.000	4.7
4.0	1.5	0.0	.429	.400	.000	8.5

Pts:	.....8 at South Alabama   2-12-22
Rebs:	.....3 at South Alabama   2-12-22
Asts:	.....3 vs Crowley's Ridge   12-4-20

Blks:	.....1 vs CBC   11-15-21
Stls:	.....1, 3x, at South Alabama   2-12-22
Mins:	.....15 at South Alabama   2-12-22

15

### NORCHAD OMIER

(Nor-chad O-mear)

F | Fr. | 6-7 | 232 | Bluefields, Nicaragua | Miami (Fla.) Prep

PPG	RPG	APG	FG%	3FG%	FT%	MPG
17.0	11.8	1.1	.650	.333	.725	28.0
19.2	13.3	1.0	.638	.000	.730	33.1

Pts:	.....31, 2x, at Troy   2-10-22
Rebs:	.....26 vs ULM   2-3-22
Asts:	.....3, 4x, at UAPB   12-8-21

Blks:	.....6 vs Air Force   12-19-21
Stls:	.....4, 3x, at Texas State   2-17-22
Mins:	.....39, 2x, vs Texas State   1-22-22

21

### SHEIKH NDOUR

(Sheek En-dure)

F | Fr. | 6-7 | 228 | Fr. | Medina, Senegal | Miami (Fla.) Prep

PPG	RPG	APG	FG%	3FG%	FT%	MPG
0.0	0.4	0.2	.000	.000	.000	2.0
0.0	0.0	0.0	.000	.000	.000	0.0

Pts:	.....3 vs Crowley's Ridge   12-4-20
Rebs:	.2 vs Champion Christian   12-20-20
Asts:	.....

Blks:	.....1 vs Crowley's Ridge   12-4-20
Stls:	.....
Mins:	.....6 vs Crowley's Ridge   12-4-20

22

### KEYON WESLEY

(Key-ahn)

F | Jr. | 6-9 | 176 | Chesilhurst, N.J. | USC Salkehatchie

PPG	RPG	APG	FG%	3FG%	FT%	MPG
4.8	3.7	0.9	.517	.000	.576	20.6
4.3	2.7	1.0	.500	.000	.556	20.3

Pts:	.....20 vs Crowley's Ridge   12-4-20
Rebs:	.....13 vs UT Arlington   1-29-21
Asts:	.....3 at UT Arlington   2-26-21

Blks:	.....1, 2x, vs Georgia Southern   3-5-21
Stls:	.....3 vs Harding   11-9-21
Mins:	.....36 at UAPB   12-8-21

23

### MARQUIS EATON

(Mar-keese)

G | Sr. | 6-2 | 202 | Sr. | Helena, Ark. | Jonesboro HS

PPG	RPG	APG	FG%	3FG%	FT%	MPG
12.1	2.8	3.5	.378	.340	.910	31.5
12.3	2.5	3.3	.331	.321	.889	33.5

Pts:	.....32 vs Louisiana   2-5-21
Rebs:	.....9, 2x, vs Louisiana   12-18-19
Asts:	.....10, 2x, vs Louisiana   2-6-21

Blks:	.....2 vs Louisiana   3-9-19
Stls:	.....5 vs Troy   1-11-20
Mins:	.....43 vs Troy   1-11-20

24

### CALEB LONDON

G | Fr. | 6-4 | 195 | Fr. | Memphis, Tenn. | Conway (Ark.) HS

PPG	RPG	APG	FG%	3FG%	FT%	MPG
2.5	3.5	0.0	.286	.500	.000	11.5
-	-	-	-	-	-	-

Pts:	.....10 vs ULM   1-15-21
Rebs:	.....6 vs ULM   1-15-21
Asts:	.....2, 2x, at UT Arlington   2-26-21

Blks:	.....1, 5x, at Illinois   11-12-21
Stls:	.....2, 2x, vs UT Arlington   1-30-21
Mins:	.....23 vs ULM   1-15-21

50

### ANTWON JACKSON

F | So. | 6-7 | 280 | Las Vegas, Nev. | Ed W. Clark HS


PPG	RPG	APG	FG%	3FG%	FT%	MPG
3.6	2.7	0.7	.434	.000	.815	13.3
2.7	1.8	0.3	.500	.000	.875	12.2

Pts:	.....11 vs UAPB   12-9-20
Rebs:	.....8, 4x, at ULM   1-2-21
Asts:	.....4 vs Crowley's Ridge   12-4-20


Blks:	.....1, 13x, vs Louisiana   2-5-22
Stls:	.....3, 2x, at Morehead State   11-29-20
Mins:	.....27 vs UAPB   12-9-20



## RADIO / TV ROSTER



**0**  
**CALEB FIELDS**  
G | 6-0 | 192 | So.  
Lewisburg, Tenn.



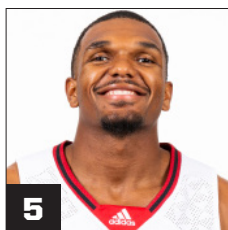
**1**  
**MARKISE DAVIS**  
G/F | 6-8 | 195 | Jr.  
Oxford, Ala.



**2**  
**AVERY FELTS**  
G | 6-2 | 192 | rFr.  
Jonesboro, Ark.



**3**  
**DESI SILLS**  
G | 6-2 | 195 | Jr.  
Jonesboro, Ark.



**5**  
**CHRISTIAN WILLIS**  
G | 6-2 | 195 | rSr.  
Belleville, Ill.



**10**  
**MALCOLM FARRINGTON**  
G | 6-3 | 201 | So.  
West Palm Beach, Fla.



**11**  
**LAZAR GRBOVIC**  
F | 6-8 | 230 | Fr.  
Belgrade, Serbia




**12**  
**NICOLAS TINGLING**  
G | 6-1 | 180 | Fr.  
Port Saint Lucie, Fla.



**13**  
**MARIO FANTINA**  
G | 6-4 | 192 | Fr.  
Sveti Filip i Jakov, Croatia



**15**  
**NORCHAD OMIER**  
F | 6-7 | 232 | Fr.  
Bluefields, Nicaragua



**21**  
**CHEIKH NDIOUR**  
F | 6-7 | 228 | Fr.  
Medina, Senegal




**22**  
**KEYON WESLEY**  
F | 6-9 | 176 | Jr.  
Chesilhurst, N.J.



**23**  
**MARQUIS EATON**  
G | 6-2 | 202 | Sr.  
Helena, Ark.



**24**  
**CALEB LONDON**  
G | 6-4 | 195 | Fr.  
Memphis, Tenn.



**50**  
**ANTWON JACKSON**  
F | 6-7 | 280 | So.  
Las Vegas, Nev.

## 2021-22 ROSTER

#	Name	Pos	Yr.	Ht.	Wt.	Hometown/Last School
0	Caleb Fields	G	So.	6-0	190	Lewisburg, Tenn./Aspire Academy
1	Markise Davis	G/F	Jr.	6-8	195	Oxford, Ala./Wallace State CC
2	Avery Felts	G	rFr.	6-2	190	Jonesboro, Ark./Westside HS
3	Desi Sills	G	Jr.	6-2	200	Jonesboro, Ark./Arkansas
5	Christian Willis	G	rSr.	6-2	195	Belleville, Ill./Christian Brothers College HS
10	Malcolm Farrington	G	rFr.	6-3	205	West Palm Beach, Fla./DME Academy
11	Lazar Grbovic	F	Fr.	6-8	230	Belgrade, Serbia/Proleter Naftagas
12	Nicolas Tingling	G	Fr.	6-1	180	Port Saint Lucie, Florida/Cardinal Newman
13	Mario Fantina	G	Fr.	6-4	195	Sveti Filip i Jakov, Croatia/KK Zadar
15	Norchad Omier	F	Fr.	6-7	230	Bluefields, Nicaragua/Miami (Fla.) Prep
21	Cheikh Ndiour	F	Fr.	6-7	225	Medina, Senegal/Miami (Fla.) Prep
22	Keyon Wesley	F	Jr.	6-9	180	Chesilhurst, N.J./USC Salkehatchie
23	Marquis Eaton	G	Sr.	6-2	200	Helena, Ark./Jonesboro HS
24	Caleb London	G	Fr.	6-4	190	Memphis, Tenn./Conway (Ark.) HS
50	Antwon Jackson	F	So.	6-7	270	Las Vegas, Nev./Ed W. Clark HS

Head Coach: **Mike Balado** (St. Thomas '98); 5th Season

Assistant Coach: **Brent Crews** (Florida Atlantic '07); 2nd Season

Assistant Coach: **Mike Scutero** (UCF '04); 5th Season

Assistant Coach: **Ian Young** (Auburn '05); 1st Season

Director of Basketball Operations: **Drew Wilson** (Mercer '11); 1st Season

## PRONUNCIATIONS

1	Markise Davis	Mar-keese
11	Lazar Grbovic	Lah-zar Grow-buh-vich
13	Mario Fantina	Fan-teen-ah
15	Norchad Omier	Nor-chad O-Meer
21	Cheikh Ndiour	Sheck En-dure
22	Keyon Wesley	Key-ahn
23	Marquis Eaton	Mar-keese
	Mike Balado	Buh-lah-doh
	Mike Scutero	Scoo-tear-oh

## STARTING LINEUPS

G	G	G/F	G/F	F	Record
Fields	Eaton	Sills	Omier	Wesley	12-6
Fields	Eaton	Sills	Davis	Wesley	1-0
Fields	Eaton	Sills	Davis	Omier	1-2
Fields	Eaton	Willis	Davis	Omier	1-0
Fields	Eaton	Felts	Davis	Omier	0-1





## THE OPPONENT: UT ARLINGTON

### SERIES HISTORY



Games.....	66
Standing.....	A-State leads 42-24
At Jonesboro .....	A-State leads 26-8
At Arlington .....	UT Arlington leads 16-15
At Neutral Site .....	A-State leads 1-0
Last Win .....	75-70 (Jan. 20, 2022)
Last Home Win .....	75-70 (Jan. 20, 2022)
Last Road Win .....	82-66 (Jan. 2, 2014)
Last Loss .....	56-64 (Feb. 27, 2021)
Last Home Loss .....	64-65 (Jan. 30, 2021)
Last Road Loss .....	56-64 (Feb. 27, 2021)
Largest Margin of Victory ..	45 (110-65)   1/12/65
Largest Margin of Defeat .....	27 (64-91)   1/21/16
Current Streak .....	A-State W1

### LAST FIVE MEETINGS

Date	Location	Result	Score
1/29/21	Jonesboro	W	83-75 <sup>OT</sup>
1/30/21	Jonesboro	L	64-65
2/26/21	Arlington	L	71-73
2/27/21	Arlington	L	56-64
1/20/22	Jonesboro	W	75-70

## NEXT OPPONENT: COASTAL CAROLINA



Date/Time .....	Wednesday, Feb. 23 at 7:00 PM
TV .....	ESPN+
Site .....	First National Bank Arena
CCU 2021-22 Record .....	13-12 (5-8)
CCU Head Coach .....	Cliff Ellis
Record at CCU .....	277-200 (15th Year)

### SERIES HISTORY

Games.....	9
Standing.....	Coastal Carolina leads 5-4
At Jonesboro .....	Coastal Carolina leads 3-1
At Conway .....	Tied 2-2
At Neutral Site .....	A-State leads 1-0
Last Win .....	73-66 (Jan. 29, 2022)
Last Home Win .....	67-57 (Feb. 6, 2017)
Last Road Win .....	73-66 (Jan. 29, 2022)
Last Loss .....	77-83 (Feb. 1, 2020)
Last Home Loss .....	77-83 (Feb. 1, 2020)
Last Road Loss .....	47-62 (Jan. 25, 2018)
Largest Margin of Victory ....	13 (65-52) 12/28/87
Largest Margin of Defeat .....	15 (47-62) 1/25/18
Current Streak .....	A-State W1

### LAST FIVE MEETINGS

Date	Location	Result	Score
2/24/18	Jonesboro	L	81-88
1/26/19	Jonesboro	L	64-77
1/18/20	Conway	W	80-75
2/1/20	Jonesboro	L	77-83
1/29/22	Conway	W	73-66

### LAYUP LINES

- » A-State plays the final road game of the season Saturday at UT Arlington. Tip-off is set for 7:00 p.m. and the game can be viewed on ESPN+ and heard across the EAB Red Wolves Sports Network and flagship station 107.9 KFJN.
- » A-State is 15-1 when shooting a higher field-goal percentage than their opponent this season.
- » The Red Wolves are 15-3 when shooting 40 percent or better from the field. Two of the three losses have come in the last three games (at Troy and at Texas State).
- » A-State is 15-3 when scoring 65 or more points. Two of the three losses have come in the last three games (at Troy and at Texas State).
- » The Red Wolves are 13-5 when out-rebounding their opponent.
- » **Caleb Fields** has 308 assists in his career to rank 10th on the career assists list. He is 15 shy of a Donte Thomas and J.H. Williams for eighth.
- » **Norchad Omier** is the active NCAA Division I leader in career rebound average at 12.0 rebounds per game.
- » **Marquis Eaton** joins Tookie Brown (Georgia Southern) as the only Sun Belt Conference players since 1992-93 to have at least 1,600 points, 400 assists and 350 rebounds in their career.
- » **Norchad Omier** is among nine D1 players with two or more games with at least 30 points and 10 rebounds.
- » Ranking tops in the league and top-10 nationally, **Norchad Omier** ranks: 2nd in offensive rebounds per game (4.04), 2nd in field-goal percentage (.650), 4th in rebounds per game (11.8), 5th in double-doubles (16) and 10th in defensive rebounds per game (7.79).
- » **Marquis Eaton** ranks eighth nationally in free-throw percentage (91.0 percent). He made 40 consecutive free throws, most in program history, before a miss against UT Arlington to become the 56th NCAA Division I player with a streak of at least 40 consecutive free throws made.
- » **Marquis Eaton** (1,603) is 40 points shy of Don Scaife (1971-75) for fourth on A-State's all-time scoring list.
- » A-State is 11-1 this season when **Marquis Eaton** and **Desi Sills** combine for 25 or more points. The duo has combined to average 25.1 points this season.
- » Head Coach **Mike Balado** is in his fifth season at A-State carrying a record of 66-78 (.458).

### SERIES HISTORY: UT ARLINGTON

- » A-State and UT Arlington meet for the final time as Sun Belt Conference foes Saturday.
- » In a series that dates back to 1964, A-State owns a 42-24 edge all-time, but the Red Wolves are 6-11 against the Mavericks in Sun Belt Conference matchups.
- » UT Arlington leads the series 16-15 in games played in Arlington, but has won each of the last seven played at the College Park Center.
- » A-State visits Arlington looking for a win for the first time since Jan. 2, 2014, a 82-66 victory.
- » **Marquis Eaton** is set for his 11th career game against UT Arlington and averages 14.5 points and 5.0 assists in the previous 10 games played. **Norchad Omier** averages 14.2 points and 14.2 rebounds against the Mavericks over five outings while **Desi Sills** had 16 points in his first outing against UT Arlington earlier this season.
- » A-State is in its 31st season of play in the Sun Belt Conference with a record of 251-272 (.480). The Red Wolves are 165-100 (.623) at home and 86-173 (.332) on the road in SBC games.

### LAST MEETING: UT ARLINGTON

A-State (12-4, 3-1) 75, UT Arlington (8-10, 4-3) 70			
Jan. 20, 2022 • First National Bank Arena			
<b>Score by periods</b>	<b>1st</b>	<b>2nd</b>	<b>Total</b>
UT Arlington	35	35	70
A-State	26	49	75

Game Leaders	A-State	UTA
Points	Omier - 18	Azore - 18
Rebounds	Omier - 16	K. A-E - 9
Assists	Eaton - 8	2 players - 3

- » **Marquis Eaton** and **Desi Sills** scored 28 of their combined 30 points in the second half to helped A-State overcome a nine-point halftime deficit in a 75-70 victory over UT Arlington.
- » **Eaton** and **Sills** finished with 16 and 14 points, respectively. **Norchad Omier** had 18 points and 16 rebounds for his 11th double-double of the season.
- » A-State shot .491 for the game and limited UTA to .414. The Red Wolves had a 33-27 advantage on the glass.

### NEXT UP: COASTAL CAROLINA

- » The final week of the regular season begins Wednesday with a visit from Coastal Carolina.
- » It will mark the Chanticleers first visit to First National Bank Arena since February 1, 2020, a span of 754 days.
- » Coastal Carolina leads the series against A-State 5-4 and the road team has won each of the last five matchups.

### LAST TIME OUT

Texas State 84, A-State 67  
February 17, 2022 • Mitchell Center

Score by periods	1st	2nd	Total
A-State	29	38	67
Texas State	48	36	84

Game Leaders	A-State	TXST
Points	Omier - 14	Small - 19
Rebounds	Omier - 9	Small - 6
Assists	Sills - 3	Asberry - 4

- » A-State committed 21 turnovers, 13 in the first half, and fell 84-67 at Texas State
- » **Norchad Omier** narrowly missed a double-double finishing with 14 points, nine rebounds, four blocks and four steals. **Desi Sills** had 13 points as the only other A-State player in double figures.
- » The Red Wolves shot 47 percent for the game, but Texas State shot 49 percent and connected on 29-of-31 (94 percent) at the charity stripe.

### SHARE THE WEALTH

- » A-State is ranked 28th nationally averaging 16.1 assists per game. Three players, **Caleb Fields** (4.7), **Marquis Eaton** (3.5) and **Desi Sills** (3.1) all average more than three assists per game.
- » The Red Wolves are among seven Division I teams with three players to average 3.0 or more assists this season. A-State is the only Sun Belt squad to have such.
- » A-State has 15 or more assists in 16 of 24 games, most in any season since at least 2010-11.

### FIELDS DAY

- » Third-year sophomore **Caleb Fields** is up to 308 assists for his career. With that total, **Fields** ranks 10th in program history, 15 shy of **Donte Thomas** (2015-17) and **J.H. Williams** (1973-75) for eighth on the list.
- » **Fields** leads A-State with 113 assists, a single-season career high. He is 33 assists shy of breaking into the top-10 for a single-season.



## O-MIER GOODNESS

- » Sun Belt Conference Freshman of the Year and First Team All-Conference in his collegiate debut season was quite the step onto the scene for the first Division I scholarship player from Nicaragua.
- » **Norchad Omier** averaged 12.6 points and 12.3 rebounds posting 15 double-doubles in 24 games played to become the first freshman from any Sun Belt school to be named First Team All-Sun Belt since Tookie Brown (Georgia Southern in 2015-16).
- » Averaging 12.6 points and 12.3 rebounds, Omier joined Michael Beasley (Kansas State), Paul Millsap (Louisiana Tech) and Adonal Foyle (Colgate) as the only freshmen since the 1992-93 season to average at least 12 points and 12 rebounds. He was the fourth player in Sun Belt Conference history, regardless of classification, to average those numbers and first since Shawn Long (Louisiana) in the 2015-16 season.

### DI Freshman to Average 12 pts/12 rebs

(Since 1992-93)

Player (Year)	School	Pts	Rebs
Michael Beasley (07-08)	Kansas State	26.2	12.4
Adonal Foyle (94-95)	Colgate	17.0	12.4
Paul Millsap (03-04)	La. Tech	15.6	12.5
<b>Norchad Omier (20-21)</b>	<b>A-State</b>	<b>12.6</b>	<b>12.3</b>

- » He was the second A-State player to be named Sun Belt Conference Freshman of the Year joining Brandon Reed (2009-10).
- » Among the nation's best this season, Omier is ranked 2nd in offensive rebounds per game (4.04), 2nd in field-goal percentage (.650), 4th in rebounds per game (11.8), 5th in double-doubles (16), 7th in total rebounds (284) and 10th in defensive rebounds per game (7.79).
- » Omier has 16 double-doubles this season giving him 31 double-doubles in 47 games played. His 31 double-doubles are 9th-most among active O1 players.

### Most Double-Doubles

(Since start of 2020-21 season)

Player (Year)	School	Total
Fardaws Aimaq	Utah Valley	36
Johni Broome	Morehead State	33
<b>Norchad Omier</b>	<b>A-State</b>	<b>31</b>
Kofi Cockburn	Illinois	30
Armando Bacot	North Carolina	26
Justin Bean	Utah State	25

- » Omier has posted double-figure rebounds in 36 of 47 career games. Those 36 games are second-most among active players since start of 2020-21 season.

### Most Double-Figure Rebound Games

(Since start of 2020-21 season)

Player (Year)	School	Total
Fardaws Aimaq	Utah Valley	41
<b>Norchad Omier</b>	<b>A-State</b>	<b>36</b>
Johni Broome	Morehead State	35
Kofi Cockburn	Illinois	31
Armando Bacot	North Carolina	30

- » In 26 conference games played, spanning last season and this season, Omier is averaging 15.2 points (410) and 12.5 rebounds (337) to go with 45 blocks and 30 steals. Dating back to the 1992-93 season, four other Sun Belt Conference players have averaged a double-double in conference only action. In that same span, only 31 players have averaged a double-double in ANY conference.
- » Just 47 games into his A-State career, Omier is already inside the top-20 in career rebound leaders.

### Career Rebounds List

Rk	Player	Years	Assists
14	Gaylon Ward	1960-62	627
15	Isaac Wells	2005-07	608
16	Jabari Myles	1997-98	597
17	Marvin Jarrett	1976-80	588
18	Anthony Livingston	2014-16	581
<b>19</b>	<b>Norchad Omier</b>	<b>2020-pres.</b>	<b>566</b>

## AMONG THE PROGRAM GREATS

- » Back for his fifth season due to the COVID-19 pandemic, fifth-year senior **Marquis Eaton** has left a mark on the A-State program.
- » Playing in his 129th career game at Mississippi Valley State on Dec. 11, Eaton passed John Tate (1985-88) for the program record while Eaton is now at 116 career starts, 4 shy of Trey Finn (2009-13) for the program record of 120 starts. Eaton passed Chico Fletcher (3,973 | 1996-00) for the most minutes in program history against Texas State and has currently played 4,219 minutes.
- » Eaton is among nine active Division I players to have 1,600 points, 450 assists and 375 rebounds. He joins Tookie Brown (Georgia Southern) as the only Sun Belt Conference players to reach the milestone dating back to 1992

### Sun Belt Players with 1,600 Pts / 400 Asts / 375 Rebs

Player (School   Years)	Pts	Rebs	Asts
Tookie Brown (GS   16-19)	2,290	482	526
<b>Marquis Eaton (ASU   17-22)</b>	<b>1,612</b>	<b>396</b>	<b>457</b>

- » With 10 points against Louisiana, Eaton passed the 1,000 point plateau (1,040) against Sun Belt opponents. He is the 12th Sun Belt player to score 1,000 in league-only games dating back to 1992-93.
- » Among the career program leaders, Eaton ranks 3rd in assists (457), 5th in scoring (1,612), 6th in steals (147), 8th in 3-point field goals made (160) and 8th in free-throw percentage (.828).

### Career Scoring List

Rk	Player	Years	Points
1	Jerry Rook	1961-62	2,153
2	John Dickson	1963-67	1,891
3	John Tate	1985-88	1,776
4	Don Scaife	1971-75	1,652
<b>5</b>	<b>Marquis Eaton</b>	<b>2017-pres.</b>	<b>1,612</b>
6	John Belcher	1968-72	1,544
7	Dan Henderson	1973-77	1,543

### Career Assists List

Rk	Player	Years	Assists
1	Chico Fletcher	1996-00	893
2	Carl Archer	1986-89	544
<b>3</b>	<b>Marquis Eaton</b>	<b>2017-pres.</b>	<b>457</b>
4	Brian Reaves	1990-93	398
5	Odie Williams	1990-93	384
	Jay Hansen	1981-84	384

### Career Steals List

Rk	Player	Years	Steals
1	Chico Fletcher	1996-00	211
4	Trey Finn	2009-13	161
5	Kim Adams	2001-04	151
<b>6</b>	<b>Marquis Eaton</b>	<b>2017-pres.</b>	<b>147</b>

## WELCOME HOME

- » Jonesboro native and Jonesboro High School product **Desi Sills** played three seasons at the University of Arkansas and this summer transferred to join the hometown Red Wolves with two years of eligibility remaining.
- » Sills averaged 7.5 points, 2.7 rebounds and 1.6 assists per game while playing 20.8 minutes per contest as the Razorbacks finished the 2020-21 season at 25-7 and advanced to the Elite Eight, losing to eventual national champion Baylor.
- » The only player to compete in all 98 of Arkansas' games over the last three seasons, Sills logged nearly 2,240 minutes.
- » Eight points at Appalachian State moved Sills past the 1,000 career point plateau as he scored 751 points at Arkansas and has 287 this season with A-State.
- » An injury that happened on a flagrant one foul early in the second half at Troy lingered and forced Sills to miss the Feb. 12 game at South Alabama. That marked the first game in his collegiate career he missed.
- » Sills is ranked 13th in the Sun Belt in scoring at 13.0 points per game while ranking 1st in steals (44) and 1st in steals per game (2.00).

## BALADO VS OPPONENTS

Abilene Christian	1-1	Lehigh	0-1
Air Force	1-0	<b>Little Rock</b>	<b>5-3</b>
<b>Appalachian State</b>	<b>3-3</b>	<b>Louisiana</b>	<b>5-7</b>
Arkansas-Monticello	1-0	Lyon College	1-0
Arkansas-Pine Bluff	1-1	Marshall	0-1
Central Arkansas	1-0	Memphis	0-1
Central Baptist	2-0	Minnesota	0-1
Champion Christian	1-0	Mississippi Valley	1-0
Cleveland State	0-1	Missouri Baptist	1-0
<b>Coastal Carolina</b>	<b>2-4</b>	Missouri State	1-1
Colorado State	1-0	Morehead State	0-2
Crowley's Ridge College	1-0	Ole Miss	0-1
Culver-Stockton	1-0	Omaha	1-1
Eastern Illinois	0-1	<b>South Alabama</b>	<b>2-5</b>
Eastern Michigan	0-1	Southeast Missouri	1-0
Evansville	1-1	Stephen F. Austin	0-1
FAU	2-0	Syracuse	0-1
Freed-Hardeman	1-0	<b>Texas State</b>	<b>1-7</b>
Gardner-Webb	1-0	Texas Tech	0-1
<b>Georgia Southern</b>	<b>4-2</b>	<b>Troy</b>	<b>2-4</b>
<b>Georgia State</b>	<b>1-4</b>	Tulsa	1-0
Grand Canyon	0-1	<b>ULM</b>	<b>7-6</b>
Harding	2-0	UC Davis	1-0
Henderson State	1-0	UNC-Wilmington	0-1
Howard	1-0	<b>UT Arlington</b>	<b>3-7</b>
Idaho	1-0	UT Martin	0-1
Illinois	0-1	VMI	1-0
Indiana	0-1	Wichita State	0-1
Kansas City	1-0		

## A-STATE STAT RANKS (AS OF FEB. 18)

Stat	NCAA	SBC
Scoring Offense	161	4
Scoring Defense	165	8
Scoring Margin	167	7
FG Percentage	90	4
FG Percentage Defense	192	10
3FG Percentage	257	8
3FG Percentage Defense	153	7
FT Percentage	60	2
Rebounds/Game	160	6
Rebound Margin	142	5
Assists/Game	28	1
Turnovers/Game	274	8
Turnover Margin	191	8
Assist/Turnover Ratio	102	3
Blocked Shots/Game	131	7
Steals/Game	71	3

### Caleb Fields

Stat	Value	NCAA	Sun Belt
Assist/TO Ratio	2.17	74	3
Assists/Game	4.7	56	3
Total Assists	113	65	3

### Norchad Omier

Stat	Value	NCAA	Sun Belt
Blocks/Game	1.96	48	2
Def. Rebs/Game	7.79	10	1
Double-Doubles	16	5	1
FG Percentage	.650	2	1
FT Attempts	120	92	4
FT Made	87	122	5
FT Percentage	.725	311	11
Off. Rebs/Game	4.04	2	1
Points/Game	17.0	101	3
Rebounds/Game	11.8	4	1
Total Blocks	47	49	2
Total FG Made	160	71	2
Total Rebounds	284	7	1

### Marquis Eaton

Stat	Value	NCAA	Sun Belt
Assist/TO Ratio	1.32	301	10
Assists/Game	3.5	236	8
FT Made	71	256	7
FT Percentage	.910	8	1
Total Assists	83	245	9

### Desi Sills

Stat	Value	NCAA	Sun Belt
Assist/TO Ratio	1.22	325	11
Assists/Game	3.1	325	11
FT Percentage	.718	324	12
Steals/Game	1.96	49	1
Total Steals	45	73	1



## 2021-22 HONORS

### Norchad Omier

Sun Belt Preseason Player of the Year  
Preseason First Team All-Sun Belt  
Lou Henson Award Preseason Watch List  
Sun Belt Player of the Week - Dec. 21  
Sun Belt Player of the Week - Dec. 28  
Lou Henson Award Midseason Watch List  
Sun Belt Player of the Week - Jan. 11  
Sun Belt Player of the Week - Jan. 25

### Marquis Eaton

Preseason Second Team All-Sun Belt

## MVP BELT

After each game, a player receives the MVP belt based on a points system centered around "hustle" stats. The formula includes: offensive rebounds (+2), defensive rebounds (+1), assist (+1), turnover (-2), block (+2), steal (+2), foul (-1), good defense (+1), bad defense (-1), missed free-throw (-1), good offense (+1), bad offense (-1), challenged shot (-2), back tip (+3), draw charge (+3), blown defensive assignment (-2), missed block out (-2), blow by (-2) and deflection (+1).

Opponent	MVP - Total	Team Total
<b>Harding</b>	<b>Omier - 51</b>	<b>228</b>
at Illinois	Jackson - 16	-6
<b>Central Baptist</b>	<b>Fields - 35</b>	<b>182</b>
<b>at SEMO</b>	<b>Omier - 38</b>	<b>183</b>
Morehead State	Davis - 15	20
<b>Kansas City</b>	<b>Sills - 42</b>	<b>172</b>
<b>Central Arkansas</b>	<b>Fields - 35</b>	<b>128</b>
<b>at UAPB</b>	<b>Omier - 46</b>	<b>158</b>
<b>at MS Valley</b>	<b>Wesley - 8</b>	<b>7</b>
at Texas Tech	Fields - 35	128
<b>Air Force</b>	<b>Omier - 59</b>	<b>225</b>
<b>Lyon College</b>	<b>Omier - 54</b>	<b>282</b>
<b>Georgia Southern</b>	<b>Fields - 62</b>	<b>227</b>
at Louisiana	Fields - 37	107
<b>at ULM</b>	<b>Omier - 32</b>	<b>120</b>
<b>UT Arlington</b>	<b>Fields - 37</b>	<b>156</b>
<b>Texas State</b>	<b>Omier/Eaton - 56</b>	<b>225</b>
at App State	Omier - 21	44
<b>at Coastal Carolina</b>	<b>Fields - 36</b>	<b>151</b>
ULM	Omier - 31	74
<b>Louisiana</b>	<b>Fields - 76</b>	<b>247</b>
at Troy	Jackson - 25	126
at South Alabama	Omier - 32	126
at Texas State		
at UT Arlington		
Coastal Carolina		
App State		

## HISTORY MADE

- » **Norchad Omier** has earned the Sun Belt Conference Player of the Week honor four times in a six week span.
- » Omier is the second player in Sun Belt history to win the weekly honor four times in the same season, joining Yemi Nicholson (Denver) in the 2005-06 season.

## AROUND THE WORLD

- » The Red Wolves roster features 15 players from seven states and four countries.
- » Three players reside from Arkansas (Marquis Eaton, Avery Felts and Desi Sills) and two players call Tennessee (Caleb Fields and Caleb London) and Florida (Malcolm Farrington and Nicolas Tingling) home. Alabama (Markise Davis), Illinois (Christian Willis), New Jersey (Keyon Wesley) and Nevada (Antwon Jackson) make up the remaining seven states.
- » The four countries represented are Croatia (Mario Fantina), Nicaragua (Norchad Omier), Senegal (Cheikh Ndour) and Serbia (Lazar Grbovic).
- » A native of Bluefields, Nicaragua, Omier is the first player from Nicaragua to sign a Division I scholarship.

## 94TH SEASON OF BASKETBALL

- » The 2021-22 campaign marks the 94th season of Arkansas State basketball.
- » The Red Wolves have compiled a 1,249-1,205 (.508) all-time record dating back to the inaugural 1926-27 season.

## DROPPING DIMES

- » **Marquis Eaton** and **Caleb Fields** each have over 275 assists since the 2019-20 season began.
- » A-State is among two teams that can lay claim to having two players with 275 or more assists over the last two-plus seasons.
- » Eaton (297) and Fields (308) are joined by Keishawn Davidson (353) and Jr. Clay (308) of Tennessee Tech as duos with 275 or more assists in that span.

## DYNAMIC DUO

- » **Desi Sills** suits up for the Red Wolves with a familiar face in the lockerroom in Jonesboro High School product **Marquis Eaton**.
- » Eaton and Sills played together for JHS leading the 2017 squad to a perfect 32-0 record and state title, the first undefeated season for the program since 1954.
- » In the Division I era (since 1970-71), this season marks the third that a Jonesboro High School duo is on the A-State roster. Jeremy Thomas/Logan Nutt (2007-08) and Jeff Bolding/Matt Garner (1979-82) were the other two JHS duos.
- » The duo is averaging a combined 25.1 points this season. A-State is 11-1 this season when the pair combine to score 25 or more points.

## YEAR 35

- » This season marks the 35th season inside First National Bank Arena for A-State men's basketball.
- » A new court was installed prior to the season, the third court in the 35-year history of the arena. The playing surface installed when the building opened in 1987 was replaced ahead of the 2003-04 season.
- » A-State holds a 341-138 (.711) record at First National Bank Arena.

## NEA REPRESENTED

- » With Desi Sills on the roster, this season represents the first since 1996-97 that an A-State team has had three or more players from Northeast Arkansas.
- » The trio of Eaton (Jonesboro HS), Felts (Westside HS) and Sills (Jonesboro HS) give the Red Wolves the three local products.
- » This is the first season in the Division I era (since 1970-71) that A-State features three players from Jonesboro area high schools on the roster; Marquis Eaton (Jonesboro HS), Avery Felts (Westside HS) and Desi Sills (Jonesboro HS).
- » This is the sixth season in that span that A-State has three or more NEA products.

### A-State with 3 or more NEA Products

(Since 1970-71)

Players	Season
<b>M. Eaton, A. Felts, D. Sills</b>	<b>2021-22</b>
J. Ezell, C. Fletcher, J. Pearson	1996-97
T. Cooper, J. Hansen, S. Horrell	1983-84
J. Bolding, T. Cooper, S. Garner, J. Hansen, S. Horrell	1981-82
J. Bolding, T. Cooper, S. Garner, J. Hansen	1980-81

## FREE BASKETBALL

- » In the Division I era (since 1970-71), A-State is 35-49 in games that go to extra time.
- » The Red Wolves last played an overtime game on Jan. 6, 2022 at Louisiana, falling 83-77.

### A-State in Overtime

(Since 1970-71)

Overtime	Record	Last
1 OT	29-39	1/6/22 at LA 77-83, L
2 OT	4-8	12/14/18 vs FAU 75-71, W
3 OT	1-2	11/16/12 at UTM 77-73, W
4 OT	1-0	3/14/14 vs LR 116-114, W
<b>Total</b>	<b>35-48</b>	

## THE MORE YOU KNOW

- » Since you read every note, we saved the best for last.
- » A-State is unbeaten when scoring more points than its opponent.
- » A-State has scored in 2,453 consecutive games.
- » The Red Wolves have a 3-pointer in 27 consecutive games, since a 305-game streak with at least one 3-point make ended against Texas State on Feb. 22, 2021.
- » The opposite sides of a die will always add up to seven.
- » The King of Hearts is the only king in a deck of cards without a mustache.
- » Alaska is the only state whose name is on one row on a keyboard.



## SUN BELT CONFERENCE STANDINGS (AS OF GAMES PLAYED FEB. 17)

	Conference			Overall								
	W	L	PCT	W	L	PCT	PF	PA	H	A	N	STRK
Texas State	9	3	.750	18	6	.750	71.6	63.5	11-1	5-5	2-0	W6
Troy	9	4	.692	18	8	.692	70.6	65.3	9-2	8-5	1-1	W1
Appalachian State	10	5	.667	16	12	.571	66.5	62.7	10-4	5-6	1-2	L2
South Alabama	8	5	.615	18	8	.692	73.3	63.2	12-1	4-7	2-0	W3
Georgia State	6	5	.545	12	10	.545	70.7	65.3	6-4	5-6	1-0	W4
Arkansas State	6	6	.500	15	9	.625	71.8	68.7	10-2	5-7	0-0	L3
UT Arlington	7	7	.500	11	14	.440	69.2	69.9	8-3	3-11	0-0	W2
Louisiana	6	8	.429	11	13	.458	70.9	69.6	6-6	5-7	0-0	W1
Coastal Carolina	5	8	.385	13	12	.520	73.3	65.4	10-6	2-5	1-1	L1
ULM	5	10	.333	13	14	.481	72.2	73.4	7-7	5-7	1-0	L2
Georgia Southern	4	9	.308	11	13	.458	66.6	64.6	6-3	4-10	1-0	L4
Little Rock	3	8	.273	8	15	.348	67.8	73.6	6-5	1-9	1-1	L1

## SUN BELT CONFERENCE COMPOSITE SCHEDULE

	A-STATE	LR	APP	CCU	GS	GSU	LA	ULM	USA	TROY	UTA	TXST
	---	Jan-13 Jan-15	61-54, W Feb. 25	66-73, L Feb. 23	56-74, L	Dec-30	83-77 <sup>OT</sup> , W 58-67, L	83-90, L 60-59, W	70-51, W	79-77, W	70-75, L Feb. 19	60-67, L 84-67, W
	Jan-13 Jan-15	---	72-57, W Feb. 23	65-49, W Feb. 25	66-78, L	Jan-1	Jan-8 75-51, W	80-72, W 75-72 <sup>OT</sup> , W	77-46, W	62-66, L	96-98 <sup>3OT</sup> , L 85-70, W	69-59, W Feb. 19
	54-61, L Feb. 25	57-72, L Feb. 23	---	60-61, L 76-84 <sup>OT</sup> , L	62-70, L 61-65, L	60-61, L 58-49, W	71-55, W	69-77, L	64-72, L Feb. 19	68-53, W 67-61, W	61-70, L	68-66, W
	73-66, W Feb. 23	49-65, L Feb. 25	61-60, W 84-76 <sup>OT</sup> , W	---	72-76, L 58-79, L	68-72, L 61-50, W	65-64, W	64-94, L	Jan-8 71-68, W	69-59, W Feb. 19	Feb-3	69-64, W
	74-56, W	78-66, W	70-62, W 65-61, W	76-72, W 79-58, W	---	79-63, W Feb. 19	65-66, L Feb. 23	45-50, L Feb. 25	73-67, W 57-58, L	Jan-13 61-52, W	73-74 <sup>OT</sup> , L	Jan-6
	Dec-30	Jan-1	61-60, W 49-58, L	72-68, W 50-61, L	63-79, L Feb. 19	---	64-68, L Feb. 25	62-73, L Feb. 23	74-65, W 62-69, L	Jan-15 67-63, W	70-63, W	Jan-8
	77-83 <sup>OT</sup> , L 67-58, W	Jan-8 51-75, L	55-71, L	64-65, L	66-65, W Feb. 23	68-64, W Feb. 25	---	77-78, L Feb. 19	77-70, W	59-69, L	83-73, W 80-77 <sup>OT</sup> , W	72-68, W 82-73, W
	90-83, W 59-60, L	72-80, L 72-75 <sup>OT</sup> , L	77-69, W	94-64, W	50-45, W Feb. 25	73-62, W Feb. 23	78-77, W Feb. 19	---	68-56, W	73-65, W	55-62 <sup>OT</sup> , L 71-74, L	80-56, W 63-54, W
	51-70, L	46-77, L	72-64, W Feb. 19	Jan-8 68-71, L	67-73, L 58-57, W	65-74, L 69-62, W	70-77, L	56-68, L	---	63-82, L 77-68, W	89-87, W Feb. 25	Jan-1 Feb. 23
	77-79, L	66-62, W	53-68, L 61-67, L	59-69, L Feb. 19	Jan-13 52-61, L	Jan-15 63-67, L	69-59, W	65-73, L	82-63, W 68-77, L	---	62-57, W Feb. 23	63-78, L Feb. 25
	75-70, W Feb. 19	98-96 <sup>3OT</sup> , W 70-85, L	70-61, W	Feb-3	74-73 <sup>OT</sup> , W	63-70, L	73-83, L 77-80 <sup>OT</sup> , L	62-55 <sup>OT</sup> , W 74-71, W	87-89, L Feb. 25	57-62, L Feb. 23	---	58-70, L 58-53, W
	67-60, W 67-84, L	59-69, L Feb. 19	66-68, L	64-69, L	Jan-6	Jan-8	68-72, L 73-82, L	56-80, L 54-63, L	Jan-1 Feb. 23	78-63, W Feb. 25	70-58, W 53-58, L	---
+/-	+1	-2	+2	-3	-1	0	-1	-4	+2	+4	0	+2

BOLD in each cell indicates home game for team in column header. Shading reflects single game against opponent

Canceled | Red indicates road wins

Bottom row equals total of +1/-1 where +1 is gained for road win and -1 when losing at home

APP - Appalachian State; A-State - Arkansas State; CCU - Coastal Carolina; GS - Georgia Southern; GSU - Georgia State; LR - Little Rock; LA - Louisiana; USA - South Alabama; UTA - UT Arlington; TXST - Texas State

## SUN BELT CONFERENCE COVID-19 CANCELLATIONS

Dec. 30	Georgia State <sup>1</sup> at A-State <sup>1</sup>	Jan. 15	Georgia State <sup>4</sup> at Troy <sup>2</sup>
Jan. 1	Georgia State <sup>2</sup> at Little Rock <sup>1</sup>	Feb. 3	Coastal Carolina <sup>2</sup> at UT Arlington <sup>1</sup> %
Jan. 1	South Alabama <sup>1</sup> at Texas State <sup>1</sup>		
Jan. 6	Texas State <sup>2</sup> at Georgia Southern <sup>1</sup>		
Jan. 8	Texas State <sup>3</sup> at Georgia State <sup>3</sup>		Bold denotes team that canceled
Jan. 8	Coastal Carolina <sup>1</sup> at South Alabama <sup>2</sup>		% - Game canceled due to winter weather
Jan. 8	Little Rock <sup>2</sup> at Louisiana <sup>1</sup>		
Jan. 13	Georgia Southern <sup>2</sup> at Troy <sup>1</sup>		
Jan. 13	Little Rock <sup>3</sup> at A-State <sup>2</sup>		
Jan. 15	A-State <sup>3</sup> at Little Rock <sup>4</sup>		

## SUN BELT PLAYER OF THE WEEK

Nov. 16	Corey Allen - Georgia State
Nov. 23	Caleb Asberry - Texas State
Nov. 30	Charles Manning Jr. - South Alabama
Dec. 7	Rudi Williams - Coastal Carolina
Dec. 14	Jordan Brown - Louisiana
Dec. 21	<b>Norchad Omier - Arkansas State</b>
Dec. 28	<b>Norchad Omier - Arkansas State</b>
Jan. 4	David Azore - UT Arlington
Jan. 11	<b>Norchad Omier - Arkansas State</b>
Jan. 18	Adrian Delph - Appalachian State
Jan. 25	<b>Norchad Omier - Arkansas State</b>
Feb. 1	Jay Jay Chandler - South Alabama
Feb. 8	Andre Jones - ULM
Feb. 15	David Azore - UT Arlington

## PRESEASON ALL-SUN BELT

### First Team

Justin Forrest	Appalachian State
<b>Norchad Omier</b>	<b>Arkansas State</b>
Corey Allen	Georgia State
Theo Akwuba	Louisiana
Mason Harrell	Texas State

### Second Team

<b>Marquis Eaton</b>	<b>Arkansas State</b>
Eliel Nsoseme	Georgia State
Kane Williams	Georgia State
David Azore	UT Arlington
Caleb Asberry	Texas State

### Third Team

Nikola Maric	Little Rock
Essam Mostafa	Coastal Carolina
Jordan Brown	Louisiana
Isiah Small	Texas State
Nick Stampley	Troy

## PRESEASON POLL

- Georgia State (8) - 139
- Louisiana (2) - 125
- Texas State - 110
- Appalachian State (2) - 109
- South Alabama - 105
- Arkansas State - 89
- Coastal Carolina - 69
- Little Rock - 46
- Troy - 40
- UT Arlington - 40
- Georgia Southern - 39
- ULM - 25





## STATISTICAL TRENDS

	21-22	Balado Era
At Home	10-2	46-23
On Road	5-7	18-51
Win opening tipoff	12-8	39-35
Lose opening tipoff	3-1	27-43
Score first	12-4	41-31
Score second	3-5	25-45
When 3 or more players score 10+	5-2	27-23
When 4 of more players score 10+	8-1	32-17
In November	4-2	13-15
In December	5-1	21-11
In January	5-2	18-22
In February	1-4	10-23
In March	-	4-7
Leading at halftime	9-2	46-13
Trailing at halftime	5-7	17-60
Tied at halftime	1-0	2-5
Leading with 5:00 remaining	14-0	53-8
Trailing with 5:00 remaining	1-8	12-67
Tied with 5:00 remaining	0-1	1-3
Shoot higher FG%	15-1	50-11
Shoot lower FG%	0-8	14-64
Shoot same FG%	-	2-3
Shoot 50% or better	8-1	35-7
Shoot 40-49%	7-2	29-32
Shoot 30-39%	0-6	1-37
Shoot less than 30%	-	1-2
Shoot higher 3PT%	11-0	48-20
Shoot lower 3PT%	4-8	16-56
Shoot same 3PT%	0-1	2-2
Make more 3-pointers	8-1	33-23
Make fewer 3-pointers	6-6	26-46
Make same number 3-pointers	1-2	7-9
Shoot higher FT%	8-6	38-39
Shoot lower FT%	6-3	26-38
Shoot same FT%	2-0	2-1
Shoot more FT	9-5	41-31
Shoot fewer FT	5-4	21-47
Equal FT	1-0	3-0
More rebounds	13-5	45-30
Fewer rebounds	2-4	17-46
Equal rebounds	-	4-2
More assists	13-3	47-15
Fewer assists	1-6	15-59
Equal assists	1-0	3-4
Fewer turnovers	6-4	34-31
More turnovers	7-4	24-42
Equal turnovers	2-1	8-5
Score 85 points or more	4-0	18-4
Score 75-84 points	4-2	27-14
Score 65-74 points	7-1	17-25
Score 64 points or fewer	0-6	3-35
Allow 85 points or more	0-1	4-17
Allow 75-84 points	2-4	16-36
Allow 65-74 points	5-2	23-18
Allow 64 points or fewer	7-2	22-6
More bench points	6-3	38-36
Fewer bench points	8-5	26-39
Equal bench points	-	0-2
More points in paint	9-4	39-23
Fewer points in paint	6-5	26-50
Equal points in paint	-	1-5
More 2nd chance points	6-3	33-32
Fewer 2nd chance points	8-6	29-43
Equal 2nd chance points	1-0	4-6
More fast break points	11-5	44-32
Fewer fast break points	2-4	17-38
Equal fast break points	2-0	5-6
White uniforms	8-2	42-26
Black uniforms	7-7	18-37
Red uniforms	-	6-15
Monday	1-0	5-1
Tuesday	2-1	6-5
Wednesday	1-0	4-7
Thursday	1-5	8-20
Friday	1-2	12-12
Saturday	7-1	26-29
Sunday	2-0	5-2

## 2021-22 MARGIN OF VICTORY / DEFEAT

Margin	1	2	3	4	5	6	7	8	9	10	11-14	15-19	20-24	25-29	30-34	35+
Victory	-	-	-	-	2	-	3	-	1	-	5	1	2	2	-	-
Defeat	1	1	-	-	-	1	1	-	-	-	1	1	1	-	-	1

## MARGIN OF VICTORY / DEFEAT SINCE 1991-92 (Sun Belt Era)

Margin	1	2	3	4	5	6	7	8	9	10	11-14	15-19	20-24	25-29	30-34	35+
Victory	26	30	28	19	26	19	19	24	20	17	78	51	27	27	12	24
Defeat	23	22	38	25	23	32	31	21	21	21	64	58	40	15	11	7

### Most First Half Points

A-State	51	vs Central Ark.   12-4-21
Opponent	51	by ULM   1-8-22

### Most Second Half Points

A-State	52	vs CBC   11-15-21
Opponent	50	by Troy   2-10-22

### Fewest First Half Points

A-State	23	vs Morehead St   11-26-21
Opponent	22	by Georgia Southern   1-1-22

### Fewest Second Half Points

A-State	27	at App State   1-27-22
Opponent	22	by Air Force   12-19-21

### Largest Halftime Lead

A-State	16	vs Central Ark.   12-4-21
Opponent	22	by Illinois   11-12-21

### Largest Margin of Victory

A-State	27	vs CBC   11-15-21
Opponent	39	by Illinois   11-12-21

## PLAYER MILESTONES

Points Leader	SEA	CAR	10+ Points	SEA	CAR	3-Point Plays	SEA	CAR
Marquis Eaton	5	32	Marquis Eaton	17	79	Marquis Eaton	1	20
Norchad Omier	13	22	Desi Sills	15	47	Caleb Fields	4	18
Caleb Fields	-	9	Caleb Fields	9	41	Norchad Omier	8	14
Desi Sills	6	6	Norchad Omier	19	34	Antwon Jackson	2	8
Markise Davis	1	3	Christian Willis	-	15	Desi Sills	6	6*
Malcolm Farrington	-	1	Malcolm Farrington	2	9	Keyon Wesley	1	4
Christian Willis	-	1	Markise Davis	5	7	Christian Willis	-	4
			Keyon Wesley	2	7	Markise Davis	1	2
Rebounds Leader	SEA	CAR	Avery Felts	2	3	Avery Felts	1	1
Norchad Omier	24	46	Antwon Jackson	1	3			
Marquis Eaton	-	4	Lazar Grbovic	-	1	4-Point Plays	SEA	CAR
Antwon Jackson	-	3	Caleb London	-	1	Avery Felts	1	1
Keyon Wesley	1	3				Marquis Eaton	-	1
Caleb Fields	1	2	20+ Points	SEA	CAR			
Desi Sills	1	1	Marquis Eaton	2	16			
Caleb London	-	1	Norchad Omier	8	11	Triple-Doubles	SEA	CAR
Christian Willis	-	1	Desi Sills	3	8	-	-	-
			Caleb Fields	-	4			
Assists Leader	SEA	CAR	Markise Davis	-	1	Double-Doubles	SEA	CAR
Marquis Eaton	6	60	Keyon Wesley	-	1	Norchad Omier	16	31
Caleb Fields	13	41				Marquis Eaton	-	2
Christian Willis	1	8	10+ Rebounds	SEA	CAR	Keyon Wesley	-	2
Desi Sills	6	6	Norchad Omier	17	36	Caleb Fields	1	1
Antwon Jackson	-	2	Keyon Wesley	1	3	Desi Sills	-	1
Norchad Omier	-	1	Caleb Fields	1	1			
			Desi Sills	-	1	Dunks	SEA	CAR
						Norchad Omier	48	74
			15+ Rebounds	SEA	CAR	Keyon Wesley	7	28
			Norchad Omier	6	12	Desi Sills	12	12*
						Markise Davis	9	10
			10+ Assists	SEA	CAR	Lazar Grbovic	2	4
			Marquis Eaton	-	2	Marquis Eaton	-	3
						Caleb Fields	-	2
						Antwon Jackson	1	1
						Caleb London	-	1

\*Leaders include ties

\* does not include total from time at Arkansas





## THE LAST TIME ...

### A TEAM SCORED 100+ POINTS IN A GAME

A-State ..... 115 vs Crowley's Ridge College (W, 115-49) | 12-4-20  
Opponent ..... 114 by Little Rock (W, 116-114 4 OT) | 3-14-14

### A TEAM SCORED 49 OR FEWER POINTS IN A GAME

A-State ..... 43 at Ole Miss (L, 43-71) | 11-8-19  
Opponent ..... 49 by Crowley's Ridge College (W, 115-49) | 12-4-20

### A TEAM SCORED 90+ POINTS IN FNB ARENA

A-State ..... 95 vs Central Arkansas (W, 95-82) | 12-4-21  
Opponent ..... 90 by Louisiana (L, 87-90<sup>OT</sup>) | 3-9-19

### A TEAM SCORED 55 OR FEWER POINTS IN FNB ARENA

A-State ..... 51 vs Morehead State (L, 51-75) | 11-26-21  
Opponent ..... 46 by Air Force (W, 68-46) | 12-19-21

### A TEAM SCORED 90 POINTS IN A LOSS

A-State ..... 93 at Jacksonville (L, 93-101) | 1-22-96  
Opponent ..... 114 by Little Rock (W, 116-114 4OT) | 3-14-14

### A TEAM SCORED 60 OR FEWER POINTS IN A VICTORY

A-State ..... 60 at Army (W, 60-57) | 11-19-16  
Opponent ..... 60 by ULM (L, 59-60) | 2-3-22

### A TEAM HAD 5+ PLAYERS SCORE IN DOUBLE FIGURES

A-State ..... Omier (21), Willis (16), Fields (11), Eaton (11), Jackson (11)  
Opponent ..... vs UAPB | 12-9-20  
..... by Louisiana | 1-6-22

### A TEAM WON A GAME BY 25+ POINTS

A-State ..... 27 vs Central Baptist College | 11-15-21  
Opponent ..... 39 by Illinois | 11-12-21

### A TEAM WON A GAME BY 50+ POINTS

A-State ..... 66 vs Crowley's Ridge College (115-49) | 12-4-20  
Opponent ..... 52 by Saint Louis (L, 38-90) | 1947

### A TEAM WON AN OVERTIME GAME

A-State ..... 76-68 vs Troy | 1-11-20  
Opponent ..... 77-83 at Louisiana | 1-6-22

### A TEAM WON A 2+ OVERTIME GAME

A-State ..... 75-71 vs FAU (2OT) | 12-14-18  
Opponent ..... 70-73 (OT) by ULM | 3-8-17

### A TEAM SHOT 60% FG IN A GAME

A-State ..... 63.9% (46-72) vs Crowley's Ridge College | 12-4-20  
Opponent ..... 60.8% (31-51) by Georgia Southern | 3-2-19

### A TEAM SHOT 30% OR WORSE FG IN A GAME

A-State ..... 28.3% (15-53) vs Stephen F. Austin | 11-30-19  
Opponent ..... 26.3% (15-57) by Crowley's Ridge College | 12-4-20

### A TEAM MADE 13+ 3-POINT FG IN A GAME

A-State ..... 13 (13-20) at Colorado State | 11-20-19  
Opponent ..... 14 (14-30) by Georgia State | 2-28-19

### A TEAM DID NOT MAKE A 3-POINT FG IN A GAME

A-State ..... vs Texas State (0-13) | 2-22-21  
Opponent ..... by Florida Atlantic (0-10) | 1-26-13

### A TEAM SHOT 60% 3-POINT FG IN A GAME (Min 10 Att)

A-State ..... 66.7% (6-9) vs Kansas City | 11-28-21  
Opponent ..... 60.0 (9-15) by Texas State | 1-23-16

### A TEAM MADE 30+ FREE THROWS IN A GAME

A-State ..... 39 (39-54) vs Coastal Carolina | 2-1-20  
Opponent ..... 30 (30-35) by Little Rock | 2-8-20

### A TEAM MADE 5 OR FEWER FREE THROWS IN A GAME

A-State ..... 4 (4-8) at Appalachian State | 1-27-22  
Opponent ..... 4 (4-7) by Air Force | 12-19-21

### A TEAM ATTEMPTED 40+ FREE THROWS IN A GAME

A-State ..... 54 vs Coastal Carolina | 2-1-20  
Opponent ..... 42 by North Dakota State | 11-11-16

### A TEAM SHOT 93% OR BETTER FREE THROWS IN A GAME

A-State ..... 95.0% (19-20) vs Georgia Southern | 1-1-22  
Opponent ..... 93.5% by Texas State (29-31) | 2-17-22

### A TEAM SHOT 40% OR WORSE FREE THROWS IN A GAME

A-State ..... 35.3% (6-17) vs UAM | 11-6-19  
Opponent ..... 38.5 (5-13) at Appalachian State | 1-27-22

### A TEAM HAD 20+ OFFENSIVE REBOUNDS IN A GAME

A-State ..... 21 vs UAPB | 12-9-20  
Opponent ..... 24 by Illinois | 11-12-21

### A TEAM HAD 5 OR FEWER OFFENSIVE REBOUNDS IN A GAME

A-State ..... 5 at Coastal Carolina | 1-29-22  
Opponent ..... 2 by South Alabama | 2-12-22

### A TEAM HAD 35+ DEFENSIVE REBOUNDS IN A GAME

A-State ..... 35 vs ULM | 1-2-17  
Opponent ..... 35 by Memphis | 12-2-20

### A TEAM HAD 50+ TOTAL REBOUNDS IN A GAME

A-State ..... 59 vs FAU | 12-14-18  
Opponent ..... 56 by Illinois | 11-12-21

### A TEAM HAD 22 OR FEWER TOTAL REBOUNDS IN A GAME

A-State ..... 21 at Texas Tech | 12-14-21  
Opponent ..... 22 by Crowley's Ridge College | 12-4-20

### A TEAM OUT-REBOUNDED ITS OPPONENT BY 20+

A-State ..... 21 (48-27) vs UAPB | 12-9-20  
Opponent ..... 24 (56-32) by Illinois | 11-12-21

### A TEAM HAD 20+ ASSISTS IN A GAME

A-State ..... 21 vs UT Arlington | 1-20-22  
Opponent ..... 20 by ULM | 1-8-22

### A TEAM HAD 7 OR FEWER ASSISTS IN A GAME

A-State ..... 6 at Morehead State | 11-29-20  
Opponent ..... 4 by Champion Christian | 12-20-20

### A TEAM COMMITTED 20+ TURNOVERS IN A GAME

A-State ..... 24 at Mississippi Valley State | 12-11-21  
Opponent ..... 20 by Louisiana | 2-5-22

### A TEAM COMMITTED 6 OR FEWER TURNOVERS IN A GAME

A-State ..... 6 vs ULM | 3-7-19  
Opponent ..... 5 by Appalachian State | 1-16-20

### A TEAM HAD 15+ STEALS IN A GAME

A-State ..... 19 vs Troy | 1-11-20  
Opponent ..... 15 by Eastern Michigan | 11-16-17

### A TEAM DID NOT HAVE A STEAL IN A GAME

A-State ..... vs Appalachian State | 2-4-17  
Opponent ..... by Florida Atlantic | 1-26-13

### A TEAM HAD 10+ BLOCKS IN A GAME

A-State ..... 10 vs Harding | 12-29-18  
Opponent ..... 10 by Morehead State | 11-26-21

### A TEAM DID NOT BLOCK A SHOT IN A GAME

A-State ..... vs ULM | 2-3-22  
Opponent ..... by Central Baptist College | 11-15-21

### A TEAM COMMITTED 30+ FOULS IN A GAME

A-State ..... 32 at Illinois | 11-12-21  
Opponent ..... 33 by Coastal Carolina | 2-1-20

### A TEAM COMMITTED 9 OR FEWER FOULS IN A GAME

A-State ..... 8 vs ULM | 12-29-17  
Opponent ..... 8 by Toledo | 12-17-13

### A TEAM HAD THREE PLAYERS DISQUALIFIED

A-State ..... Brevard, Matthews, Kus, Jackson vs Little Rock | 2-22-20  
Opponent ..... 3 players by Mississippi Valley State | 12-11-21

### A TEAM SCORED 50+ POINTS IN A HALF

A-State ..... 51 vs Central Arkansas (1st H) | 12-4-21  
Opponent ..... 50 by Troy (2nd H) | 2-10-22

### A TEAM HAD 20 OR FEWER POINTS IN A HALF

A-State ..... 13 at Texas State (1st H) | 2-15-20  
Opponent ..... 20 by Champion Christian (1st H) | 12-20-20

### A TEAM SHOT 65% OR BETTER FG IN A HALF

A-State ..... 65.6% (21-32) vs Central Baptist College (2nd H) | 11-15-21  
Opponent ..... 65.4% (17-26) by Texas Tech (1st H) | 12-14-21

### A TEAM SHOT 20% OR WORSE FG IN A HALF

A-State ..... 19.2% (5-26) at Texas State (1st H) | 2-15-20  
Opponent ..... 18.2% (6-33) by Little Rock (2nd H) | 1-25-14



## THE LAST TIME ...

### A TEAM MADE 8+ 3-POINTERS IN A HALF

A-State ..... 8 (8-17) vs Champion Christian (2nd H) | 12-20-20  
Opponent ..... 8 (8-15) by UAPB (1st H) | 12-9-20

### A TEAM MADE 19+ FREE THROWS IN A HALF

A-State ..... 19 (19-20) vs Georgia Southern (2nd H) | 1-1-22  
Opponent ..... 19 (19-22) by Texas State (2nd H) | 2-14-19

### A TEAM DID NOT MAKE A FREE THROW IN A HALF

A-State ..... at Coastal Carolina (0-1, 1st H) | 1-29-22  
Opponent ..... by Kansas City (0-0, 2nd H) | 11-28-21

### A TEAM DID NOT ATTEMPT A FREE THROW IN A HALF

A-State ..... vs Georgia Southern (0-0, 1st H) | 1-1-22  
Opponent ..... by Kansas City (0-0, 2nd H) | 11-28-21

### A PLAYER SCORED 30+ POINTS IN A GAME

A-State ..... 31 by Norchad Omier at Troy | 2-10-22  
Opponent ..... 30 by Darius Hall (Central Arkansas) | 12-4-21

### A PLAYER SHOT 100% FG IN A GAME (Min 7 Att.)

A-State ..... 7-7 by Salif Boudie vs Gardner-Webb | 11-25-18  
Opponent ..... 7-7 by Vladimir Brodziansky (TCU) | 12-3-16

### A PLAYER MADE 7+ 3-POINTERS IN A GAME

A-State ..... 7 (7-9) by Grantham Gillard vs ULM | 3-7-19  
Opponent ..... 8 (8-15) by Keishawn Brewton (Coastal Carolina) | 1-18-20

### A PLAYER MADE 14+ FREE THROWS IN A GAME

A-State ..... 15 (15-17) by J.J. Matthews vs Coastal Carolina | 2-1-20  
Opponent ..... 14 (14-19) by Kamani Johnson (Little Rock) | 2-22-20

### A PLAYER HAD 7+ OFFENSIVE REBOUNDS IN A GAME

A-State ..... 7 by Norchad Omier vs Louisiana | 2-5-22  
Opponent ..... 7 by Johni Broome (Morehead State) | 11-29-20

### A PLAYER HAD 15+ TOTAL REBOUNDS IN A GAME

A-State ..... 17 by Norchad Omier vs Louisiana | 2-5-22  
Opponent ..... 16 by Kamani Johnson (Little Rock) | 2-22-20

### A PLAYER HAD 12+ ASSISTS IN A GAME

A-State ..... 13 by Donte Thomas at Central Arkansas | 12-16-16  
Opponent ..... 14 by Nimrod Hilliard (Lamar) | 11-30-13

### A PLAYER HAD 7+ TURNOVERS IN A GAME

A-State ..... 7 by Caleb Fields at Texas State | 2-17-22  
Opponent ..... 7 by Elijah McCadden (Georgia Southern) | 1-1-22

### A PLAYER HAD 6+ STEALS

A-State ..... 7 by Malik Brevard vs Troy | 1-11-20  
Opponent ..... 6 by Georgi Boyanov (South Alabama) | 2-4-16

### A PLAYER PLAYED ALL 40 MINUTES IN REGULATION

A-State ..... Marquis Eaton vs Little Rock | 2-22-20  
Opponent ..... Markquis Nowell (Little Rock) | 2-2-19

## RESULTS AND GAME LEADERS

Date		W/L	SCORE	Record (SBC)	High Points	High Rebounds	High Assists	High Blocks	High Steals	Attendance
Nov. 9	Harding	W	81-55	1-0	Sills - 21	Omier - 12	Fields - 4	Omier - 4	2 Players - 3	1,817
Nov. 12	at Illinois	L	53-92	1-1	Eaton - 15	Omier - 5	Fields - 5	2 Players - 1	4 Players - 1	14,327
Nov. 15	Central Baptist	W	90-63	2-1	Omier - 16	3 Players - 6	2 Players - 7	5 Players - 1	Sills - 4	1,418
Nov. 19	at SEMO	W	72-60	3-1	Omier - 18	Omier - 12	Fields - 7	Felts - 2	6 Players - 1	1,145
Nov. 26	Morehead State	L	51-75	3-2	Sills - 15	Omier - 8	Eaton - 5	Omier - 2	Omier - 4	1,132
Nov. 28	Kansas City	W	66-55	4-2	Sills - 18	Omier - 8	2 Players - 5	4 Players - 1	Sills - 4	801
Dec. 4	Central Arkansas	W	95-82	5-2	2 Players - 19	Omier - 13	Fields - 6	Omier - 2	5 Players - 1	951
Dec. 8	at UAPB	W	84-73	6-2	Sills - 25	Omier - 12	2 Players - 4	Sills - 2	2 Players - 3	3,148
Dec. 11	at MS Valley State	W	82-77	7-2	Eaton - 18	Omier - 15	Fields - 6	Omier - 2	Sills - 3	237
Dec. 14	at Texas Tech	L	62-75	7-3	Davis - 17	Omier - 7	Sills - 9	2 Players - 1	Sills - 3	12,431
Dec. 19	Air Force	W	68-46	8-3	Omier - 22	Omier - 16	Fields - 4	Omier - 6	Eaton - 2	945
Dec. 21	Lyon College	W	88-66	9-3	Omier - 31	Omier - 10	Fields - 6	Omier - 5	Felts - 3	615
Jan. 1	Georgia Southern	W	74-56	10-3 (1-0)	Omier - 18	Omier - 11	2 Players - 4	2 Players - 2	Sills - 4	1,012
Jan. 6	at Louisiana	L	77-83 <sup>OT</sup>	10-4 (1-1)	Omier - 29	Omier - 17	Fields - 7	Omier - 3	4 Players - 1	2,682
Jan. 8	at ULM	W	90-83	11-4 (2-1)	Eaton - 25	2 Players - 11	Sills - 8	Omier - 4	Omier - 2	2,245
Jan. 20	UT Arlington	W	75-70	12-4 (3-1)	Omier - 18	Omier - 16	Eaton - 8	Davis - 1	3 Players - 2	1,161
Jan. 22	Texas State	W	67-60	13-4 (4-1)	Omier - 23	Omier - 13	Fields - 7	Omier - 3	2 Players - 2	1,716
Jan. 27	at App State	L	54-61	13-5 (4-2)	Eaton - 13	Omier - 10	Fields - 4	Omier - 2	4 Players - 1	3,045
Jan. 29	at Coastal Carolina	W	73-66	14-5 (5-2)	Omier - 22	Omier - 10	2 Players - 4	None	Fields - 3	1,282
Feb. 3	ULM	L	59-60	14-6 (5-3)	Omier - 23	Omier - 26	Eaton - 8	None	Sills - 3	1,003
Feb. 5	Louisiana	W	67-58	15-6 (6-3)	Sills - 15	Omier - 17	Fields - 9	3 Players - 1	2 Players - 3	2,542
Feb. 10	at Troy	L	77-79	15-7 (6-4)	Omier - 31	Omier - 11	Fields - 6	2 Players - 1	Sills - 3	2,917
Feb. 12	at South Alabama	L	51-70	15-8 (6-5)	Eaton - 10	Omier - 9	Eaton - 2	2 Players - 1	Eaton - 3	2,674
Feb. 17	at Texas State	L	67-84	15-9 (6-6)	Omier - 14	Omier - 9	Sills - 3	Omier - 4	Omier - 4	5,388
Feb. 19	at UT Arlington									
Feb. 24	Coastal Carolina									
Feb. 26	App State									



## GAME-BY-GAME STATISTICS

OPPONENT	W/L	FG-FGA	PCT	3FG-FGA	PCT	FT-FTA	PCT	OR	DR	TOT	PF	AST	TO	BLK	STL
A-State	W	29-66	.439	3-16	.188	20-21	.952	13	30	43	14	12	13	5	12
Harding		21-60	.350	6-21	.286	7-9	.778	10	24	34	21	8	20	3	8
A-State	L	18-59	.305	3-16	.188	14-16	.875	10	22	32	32	9	19	2	4
at Illinois		32-70	.457	5-25	.200	23-38	.605	24	32	56	18	14	13	5	5
A-State	W	36-68	.529	7-19	.368	11-19	.579	11	34	45	26	28	12	5	13
Central Baptist		20-57	.351	2-15	.133	21-34	.618	13	27	40	17	9	18	0	5
A-State	W	26-59	.441	8-19	.421	12-14	.857	16	29	45	18	15	14	4	6
at Southeast Missouri		21-58	.362	5-19	.263	13-19	.684	13	19	32	15	11	12	2	7
A-State	L	19-51	.373	2-7	.286	11-19	.579	9	18	27	10	9	16	5	10
Morehead State		32-60	.533	9-23	.391	2-8	.250	13	27	40	17	17	18	10	10
A-State	W	23-43	.535	6-9	.667	14-21	.667	4	24	28	19	17	14	4	8
Kansas City		20-48	.417	4-15	.267	11-14	.786	5	20	25	18	15	13	1	6
A-State	W	30-59	.508	6-18	.333	18-22	.818	8	28	36	15	16	12	5	8
Central Arkansas		28-64	.438	7-19	.368	10-18	.556	11	22	33	18	18	10	3	12
A-State	W	30-59	.508	6-18	.333	18-22	.818	8	28	36	15	16	12	5	8
at Arkansas-Pine Bluff		28-64	.438	7-19	.368	10-18	.556	11	22	33	18	18	10	3	12
A-State	W	25-45	.556	4-8	.500	28-38	.737	9	30	39	18	16	24	3	10
at Mississippi Valley		31-70	.443	6-24	.250	9-12	.750	11	16	27	28	13	16	3	14
A-State	L	23-53	.434	9-30	.300	7-14	.500	6	15	21	15	17	10	2	7
at Texas Tech		28-50	.560	7-18	.389	12-16	.750	7	29	36	15	14	15	2	6
A-State	W	27-57	.474	5-16	.313	9-14	.643	15	29	44	12	16	15	6	6
Air Force		18-56	.321	6-21	.286	4-7	.571	11	18	29	15	12	15	1	7
A-State	W	40-74	.541	2-15	.133	6-10	.600	15	27	42	16	25	7	7	10
Lyon College		20-53	.377	8-18	.444	18-23	.783	8	23	31	10	9	14	2	3
A-State	W	25-57	.439	5-18	.278	19-20	.950	10	29	39	18	16	18	6	12
Georgia Southern		22-60	.367	2-15	.133	10-17	.588	12	23	35	19	7	20	3	8
A-State	L	25-71	.352	5-18	.278	22-27	.815	15	26	41	20	15	9	3	4
at Louisiana		30-60	.500	5-14	.357	18-24	.750	7	33	40	19	14	13	6	4
A-State	W	34-60	.567	7-17	.412	15-21	.714	8	30	38	14	20	12	5	5
at ULM		34-72	.472	9-24	.375	6-12	.500	12	21	33	17	20	8	3	6
A-State	W	26-52	.491	6-17	.353	17-22	.773	10	23	33	12	21	14	1	7
UT Arlington		26-56	.464	6-18	.333	12-13	.923	7	20	27	19	13	14	4	8
A-State	W	28-58	.483	6-22	.273	5-7	.714	11	20	31	13	19	12	4	6
Texas State		24-51	.471	4-13	.308	8-13	.615	9	20	29	13	8	13	2	5
A-State	L	21-55	.382	8-23	.348	4-8	.500	6	29	35	15	8	14	4	4
at Appalachian State		24-57	.421	8-21	.381	5-13	.385	8	31	39	11	11	11	3	6
A-State	W	28-55	.509	11-24	.458	6-9	.667	5	27	32	10	14	11	0	8
at Coastal Carolina		24-63	.381	10-24	.417	8-12	.667	13	25	38	11	12	10	3	4
A-State	L	22-61	.361	4-22	.182	11-17	.647	16	26	42	13	18	12	0	8
ULM		23-53	.434	5-12	.417	9-15	.600	7	26	33	16	9	12	5	6
A-State	W	23-58	.397	5-16	.313	16-20	.800	9	21	30	22	15	11	3	13
Louisiana		18-53	.340	6-23	.261	16-20	.800	15	28	43	18	8	20	6	4
A-State	L	27-53	.509	5-14	.357	18-23	.783	9	24	33	16	17	15	2	6
at Troy		27-58	.466	9-25	.360	16-22	.727	10	19	29	15	18	12	2	10
A-State	L	18-55	.327	3-20	.150	12-20	.600	11	24	35	12	8	12	2	8
at South Alabama		26-51	.510	11-19	.579	7-9	.778	2	30	32	17	13	13	3	5
A-State	L	21-45	.467	4-11	.364	21-25	.840	6	21	27	25	13	21	4	7
at Texas State		25-51	.490	5-12	.417	29-31	.935	6	20	26	23	9	14	5	13
A-State															
at UT Arlington															
A-State															
Coastal Carolina															
A-State															
Appalachian State															



## POINTS-REBOUNDS-ASSISTS

OPPONENT	Fields	Davis	Felts	Sills	Willis	Farrington	Grbovic	Tingling	Fantina	Omier	Ndour	Wesley	Eaton	London	Jackson
Harding	<b>7-6-4</b>	4-3-1	0-1-0	<b>21-0-2</b>	3-1-0	3-1-1	2-1-0	2-0-1	0-1-0	<b>15-12-1</b>	0-1-0	<b>8-7-1</b>	<b>10-2-1</b>	INJ	6-7-0
at Illinois	<b>6-2-5</b>	5-2-0	INJ	<b>8-0-0</b>	0-0-0	0-2-0	0-4-0	2-2-0	0-0-0	<b>4-5-0</b>	DNP	<b>2-1-0</b>	<b>15-4-3</b>	3-2-0	8-3-1
Central Baptist	<b>12-5-7</b>	6-3-1	INJ	<b>12-6-4</b>	7-3-0	9-1-1	9-1-0	0-0-3	0-1-0	<b>16-6-0</b>	0-0-0	<b>8-6-2</b>	<b>5-3-7</b>	2-5-0	4-5-3
at SEMO	<b>16-6-7</b>	4-1-0	9-2-0	<b>9-5-1</b>	0-2-0	DNP	DNP	DNP	DNP	<b>18-12-3</b>	DNP	<b>2-5-1</b>	<b>8-2-2</b>	DNP	6-3-1
Morehead State	<b>4-0-3</b>	2-3-0	0-1-0	<b>15-3-0</b>	0-2-0	3-1-0	2-1-0	DNP	0-0-0	<b>9-8-1</b>	DNP	<b>1-2-0</b>	<b>10-2-5</b>	INJ	5-4-0
Kansas City	<b>5-3-5</b>	<b>10-4-0</b>	0-1-0	<b>18-3-5</b>	2-1-0	5-1-0	DNP	DNP	DNP	10-8-1	DNP	<b>4-3-1</b>	<b>7-3-4</b>	INJ	5-1-1
Central Arkansas	<b>18-4-6</b>	4-3-2	INJ	<b>19-4-3</b>	8-1-1	6-0-2	DNP	0-0-0	0-0-0	<b>19-13-1</b>	DNP	<b>6-5-1</b>	<b>12-3-3</b>	INJ	3-4-1
at UAPB	<b>13-4-0</b>	2-3-0	INJ	<b>25-2-4</b>	3-1-4	0-0-1	DNP	DNP	DNP	<b>14-12-3</b>	DNP	<b>5-10-1</b>	<b>22-3-3</b>	INJ	INJ
at MS Valley State	<b>5-4-6</b>	<b>5-4-1</b>	0-0-0	<b>17-2-2</b>	3-2-0	0-0-0	9-2-0	DNP	DNP	<b>15-15-2</b>	DNP	10-6-1	<b>18-4-4</b>	INJ	INJ
at Texas Tech	<b>0-3-2</b>	<b>17-1-0</b>	DNP	<b>3-4-9</b>	0-0-0	14-1-0	6-2-0	DNP	DNP	<b>5-7-1</b>	DNP	2-0-0	<b>15-0-5</b>	INJ	INJ
Air Force	<b>4-3-4</b>	<b>0-0-1</b>	0-1-0	12-2-3	0-2-1	6-1-1	0-3-1	0-1-0	0-1-0	<b>22-16-0</b>	0-0-1	8-6-1	<b>16-7-2</b>	INJ	0-1-1
Lyon College	<b>3-3-6</b>	14-3-1	0-2-2	<b>10-2-3</b>	2-3-2	2-2-0	0-1-0	2-0-1	6-1-1	<b>31-10-1</b>	0-1-0	<b>8-5-2</b>	<b>6-3-4</b>	INJ	4-6-2
Georgia Southern	<b>11-7-4</b>	2-6-1	3-1-1	<b>15-4-4</b>	INJ	6-2-0	0-0-0	0-0-1	0-0-0	<b>18-11-2</b>	0-0-0	<b>4-5-2</b>	<b>15-1-1</b>	INJ	0-2-0
at Louisiana	<b>9-5-7</b>	11-5-0	0-0-0	<b>8-4-4</b>	INJ	6-0-0	DNP	DNP	DNP	<b>29-17-0</b>	DNP	<b>5-4-1</b>	<b>9-2-3</b>	INJ	0-2-0
at ULM	<b>17-11-6</b>	INJ	7-3-1	<b>12-4-8</b>	INJ	0-0-0	2-0-0	DNP	DNP	<b>24-11-1</b>	DNP	<b>3-3-1</b>	<b>25-4-3</b>	INJ	0-0-0
UT Arlington	<b>12-4-6</b>	6-1-1	3-1-0	<b>16-4-1</b>	0-1-0	0-0-0	DNP	DNP	DNP	<b>18-16-2</b>	INJ	<b>4-1-2</b>	<b>16-4-8</b>	INJ	0-1-1
Texas State	<b>3-3-7</b>	INJ	5-2-2	<b>21-5-4</b>	DNP	0-0-0	DNP	DNP	DNP	<b>23-13-1</b>	INJ	<b>0-4-2</b>	<b>11-2-3</b>	INJ	4-2-0
at App State	<b>0-4-4</b>	INJ	10-2-1	<b>8-6-0</b>	DNP	10-4-2	DNP	DNP	DNP	<b>11-10-0</b>	INJ	<b>2-3-0</b>	<b>13-4-1</b>	INJ	DNP
at Coastal Carolina	<b>12-2-4</b>	INJ	13-2-1	<b>6-7-2</b>	DNP	6-0-2	DNP	DNP	DNP	<b>22-10-1</b>	INJ	<b>2-5-0</b>	<b>12-1-4</b>	INJ	0-2-0
ULM	<b>4-4-4</b>	2-1-1	3-2-0	<b>9-4-5</b>	DNP	1-2-0	0-0-0	DNP	DNP	<b>23-26-0</b>	INJ	<b>14-2-0</b>	<b>3-1-8</b>	INJ	DNP
Louisiana	<b>0-2-9</b>	13-3-0	DNP	<b>15-3-0</b>	DNP	6-1-1	0-0-0	DNP	DNP	<b>8-17-2</b>	INJ	<b>5-1-0</b>	<b>10-0-2</b>	INJ	10-3-1
at Troy	<b>12-2-6</b>	2-1-1	6-2-1	<b>8-4-4</b>	0-0-0	0-2-1	0-0-0	DNP	DNP	<b>31-11-1</b>	INJ	<b>2-0-0</b>	<b>14-4-3</b>	INJ	2-1-0
at South Alabama	<b>4-1-0</b>	<b>8-3-1</b>	<b>1-1-1</b>	INJ	2-1-1	0-5-0	0-0-0	0-0-1	8-3-0	<b>9-9-1</b>	INJ	INJ	<b>10-4-2</b>	INJ	9-5-1
at Texas State	<b>5-2-1</b>	<b>8-0-1</b>	6-1-2	<b>13-4-3</b>	1-1-0	3-0-0	DNP	DNP	DNP	<b>14-9-1</b>	INJ	6-2-3	<b>9-3-2</b>	INJ	2-0-0
at UT Arlington															
Coastal Carolina															
App State															

## SCORING + SPECIALTY STATS

OPPONENT	First Half		Second Half		Total		Starters		Bench		In the Paint		2nd Chance		Off Turnovers	
	A-State	Opp	A-State	Opp	A-State	Opp	A-State	Opp	A-State	Opp	A-State	Opp	A-State	Opp	A-State	Opp
Harding	40	25	41	30	81	55	61	33	20	22	40	26	18	9	26	10
at Illinois	26	48	27	44	53	92	35	57	18	35	18	46	7	25	5	28
Central Baptist	38	30	52	33	90	63	53	41	37	22	48	36	9	11	29	8
at SEMO	39	33	33	27	72	60	56	46	19	14	30	28	16	13	7	16
Morehead State	23	26	28	39	51	75	39	64	12	11	26	44	3	11	16	19
Kansas City	39	32	27	23	66	55	44	30	22	25	28	30	3	0	12	10
Central Arkansas	51	44	44	47	95	82	74	58	21	24	38	34	14	20	16	20
at UAPB	38	48	46	25	84	73	79	49	5	24	44	38	7	11	8	12
at MS Valley State	33	34	49	43	82	77	60	49	22	28	34	42	14	10	16	31
at Texas Tech	28	45	34	30	62	75	40	48	22	27	12	40	7	13	14	14
Air Force	34	24	34	22	68	46	42	31	26	15	38	20	13	11	23	14
Lyon College	45	35	43	31	88	66	58	50	30	16	60	12	17	2	21	10
Georgia Southern	27	22	47	34	74	56	63	36	11	20	34	38	7	13	13	13
at Louisiana	30	35	43	38	77	83	60	61	17	22	30	42	16	10	10	17
at ULM	42	51	48	32	90	83	81	59	9	24	38	50	3	15	7	9
UT Arlington	26	35	49	35	75	70	66	60	9	10	32	26	10	10	19	12
Texas State	32	32	35	28	67	60	58	39	9	21	34	22	12	9	12	12
at App State	27	33	27	28	54	61	34	45	20	16	24	32	0	5	9	15
at Coastal Carolina	33	35	40	31	73	66	54	59	19	7	24	26	7	11	11	12
ULM	29	26	34	30	59	60	53	55	6	5	34	30	16	4	7	12
Louisiana	34	23	33	35	67	58	38	48	29	10	26	18	16	11	19	14
at Troy	35	29	42	50	77	79	67	60	10	19	36	28	6	14	16	22
at South Alabama	25	45	26	25	51	70	32	42	19	28	28	22	9	5	15	11
at Texas State	29	48	38	36	67	84	49	71	18	13	22	18	6	9	18	22
at UT Arlington																
Coastal Carolina																
App State																





## 2021-22 BOX SCORES

<b>1</b>	<b>HARDING A-STATE</b>	<b>55</b>
Nov. 9	Attendance: 1,817	• 81

FIRST NATIONAL BANK ARENA / JONESBORO, ARK.

Harding 55 - 0-0															
#	Player	Total FG-FGA	3-PT FG-FGA	FT-FTA	Rebounds Off Def Tot	PF	TP	A	T	Bk	Stl	Min			
21	Taylor Currie	1-3	1-3	1-2	1	4	2	8	0	4	1	0	18		
11	Omier Norchad	1-2	0-0	0-0	1	2	3	2	2	0	0	1	19		
15	Sheton Smithson	1-2	0-0	0-0	1	2	3	2	14	0	0	0	19		
23	Romen Martin	1-2	0-0	0-0	1	1	1	1	1	0	0	0	18		
33	Ramon Santiago	1-3	0-0	0-0	0	0	0	1	1	1	0	0	20		
22	Cooper Vandandingham	0-0	0-0	0-0	0	0	0	0	0	0	0	0	4		
33	Sam Henderson	0-0	0-0	0-0	0	0	0	0	0	0	0	0	4		
04	Davis Morgan	2-4	1-1	2-2	0	2	2	0	7	1	2	0	18		
05	Jordan West	1-2	0-0	2-2	0	4	0	2	1	1	0	0	17		
12	Wyatt Gilbert	0-2	0-0	0-0	1	3	4	0	1	2	0	0	18		
12	Collier Blackmon	1-2	0-0	0-0	0	0	0	2	1	0	0	0	12		
12	Collier Blackmon	0-2	0-1	0-0	0	1	2	0	0	0	0	0	11		
12	Collier Blackmon	0-1	0-0	0-0	0	0	0	0	0	0	0	0	2		
34	Josh Perkins	3-4	0-0	0-0	1	4	5	3	6	0	1	0	11		
40	Nicholas Watson	0-0	0-0	0-0	0	1	0	0	0	1	0	0	2		
42	Tyler Moore	1-2	0-0	0-0	2	1	3	2	2	0	2	2	11		
Team		21-60	8-21	7-9	10	24	34	21	55	8	20	3	6	200	
Totals		21-60	8-21	7-9	10	24	34	21	55	8	20	3	6	200	
FG % 1st half:		10-31	32.3%	2nd half:	11-29	37.5%	Game:		21-60	35.0%	Deafball				
3FG % 1st Half:		1-9	11.1%	2nd half:	5-12	41.7%	Game:		6-21	28.6%	Rebounds				
FT % 1st Half:		4-5	80.0%	2nd half:	3-4	75.0%	Game:		7-9	77.8%	Points				

Arkansas State 81 - 1-0																		
#	Player	Total FG-FGA	3-PT FG-FGA	FT-FTA	Rebounds Off Def Tot	PF	TP	A	T	Bk	Stl	Min						
15	Omier Norchad	6-11	0-0	3-4	2	7	19	1	15	1	2	4	3	24				
22	Wesley Keyon	1-5	0-0	2-2	2	5	12	2	8	1	2	0	23					
04	Fields, Caleb	3-6	0-0	1-1	0	6	8	2	7	2	2	0	23					
33	Silla, Desi	7-12	1-5	6-6	0	0	0	21	2	1	0	0	20					
23	Eaton Marquis	4-8	0-1	2-2	0	2	2	10	1	3	1	0	26					
04	Davis, Markise	1-2	0-0	0-0	1	2	3	1	4	0	0	0	13					
22	Feltz Avery	0-0	0-0	0-0	0	1	1	0	0	0	0	0	12					
05	Willis, Christian	1-5	0-0	0-0	0	1	2	3	1	0	0	0	19					
12	Farrington, Malcolm	1-5	1-5	0-0	0	1	2	3	1	0	0	0	19					
12	Gibson, Lazar	0-0	0-0	0-0	0	1	1	0	0	0	0	0	4					
12	Farrington, Malcolm	0-0	0-0	0-0	0	1	1	0	1	0	0	0	4					
12	Tingling, Nicolas	0-0	0-0	0-0	0	1	1	0	1	0	0	0	4					
21	Ndour, Cheikh	0-0	0-0	0-0	0	1	1	0	0	0	0	0	2					
04	Jackson, Antwon	0-0	0-0	0-0	0	1	1	0	0	0	0	0	2					
Team		25-65	5-15	20-21	10	30	45	14	81	12	13	5	120					
Totals		25-65	5-15	20-21	10	30	45	14	81	12	13	5	120					
FG % 1st Half: 14-34		41.2%	2nd half: 15-32	46.9%	Game: 29-66		43.9%			Deafball								
3FG % 1st Half: 0-0		0.0%	2nd half: 3-7	42.9%	Game: 3-16		18.8%			Rebounds								
FT % 1st Half: 15-19		78.9%	2nd half: 8-6	100.0%	Game: 20-21		95.2%			Points								

Officials: Tim Fitzgerald,Marqus Hawkins,Mark Pilem  
Technical fouls: Harding-None. Arkansas State-None.  
Attendance: 1817

Score by periods		1st	2nd	Total
Arkansas State		25	30	55
Harding		0	0	0
Totals		25	30	55

Points		In	Off	2nd	Fast	Bench
Arkansas State		40	26	18	15	30
Harding		0	0	0	0	0
Totals		40	26	18	15	30

Lead FG - Harding 2nd 02:55, ASU 2nd 01:18  
Largest lead - Harding by 3 1st 16:29, ASU by 27 2nd 11:58  
Hard led for 02:40, ASU led for 37:38. Game was tied for 01:42

Lead FG - Harding 2nd 02:55, ASU 2nd 01:18  
Largest lead - Harding by 3 1st 16:29, ASU by 27 2nd 11:58  
Hard led for 02:40, ASU led for 37:38. Game was tied for 01:42

<b>4</b>	<b>A-STATE SEMO</b>	<b>72</b>
Nov. 19	Attendance: 1,145	• 60

SHOW ME CENTER / CAPE GIRARDEAU, MO.

Arkansas State 72 - 3-1															
#	Player	Total	3-Pt	Rebounds				PF	TP	A	Bk	Stl	Min		
		FG-FGA	FG-FGA	FT-FTA	Off	Def	Total								
15	Omier,Norchad	1-10	1-3	3-4	3	9	12	4	18	3	3	1	27		
22	Wesley,Keyon	1-4	0-0	0-0	3	2	5	4	2	1	0	0	26		
04	Fields,Caleb	1-14	2-2	2-2	1	5	6	2	16	7	3	0	1	35	
33	Silla,Desi	3-8	0-2	3-4	0	5	5	3	9	1	3	0	1	30	
23	Eaton,Marquis	2-9	2-6	2-2	1	1	2	3	8	2	4	0	1	32	
04	Davis,Markise	1-3	0-2	2-2	1	0	1	0	4	0	0	0	0	12	
02	Feltz,Avery	3-4	3-4	0-0	0	2	2	0	9	0	1	2	1	20	
05	Willis,Christian	0-2	0-0	0-0	1	1	2	0	0	0	0	0	0	5	
04	Jackson,Antwon	3-5	0-0	0-0	1	2	3	2	6	1	0	1	1	13	
Team		15-59	8-19	12-14	16	29	45	18	72	15	14	4	6	200	
Totals		15-59	8-19	12-14	16	29	45	18	72	15	14	4	6	200	
FG % 1st half: 15-35		42.9%	2nd half: 11-24	45.8%	Game: 26-69		44.1%	Deafball							
3FG % 1st half: 5-12		41.7%	2nd half: 3-7	42.9%	Game: 8-19		42.1%	Rebounds							
FT % 1st half: 4-4		100.0%	2nd half: 8-10	80.0%	Game: 12-14		85.7%	Points							

Southeast Missouri 60 - 1-2																				
#	Player	Total FG-FGA	3-Pt FG-FGA	FT-FTA	Rebounds Off Def Tot	PF	TP	A	T	Bk	Stl	Min								
20	THOMPSON, Sam	1-2	0-0	1-2	3	1	4	0	5	1	0	1	0	16						
21	AKENTEN, Nana	1-8	1-4	2-2	2	1	3	2	5	0	0	1	3	22						
04	RUSSELL, Phillip	3-8	2-5	5-6	0	1	1	2	13	2	1	0	0	29						
05	REED, JR, Eric	6-13	2-4	1-2	1	1	2	2	15	3	1	0	34							
11	NICHOLAS, DO	3-10	0-2	2-2	2	3	5	0	8	1	3	0	0	26						
02	HARRIS, Chris	2-4	0-0	0-0	2	2	2	2	2	0	2	0	1	14						
10	PATTERSON, Manny	3-4	0-0	0-0	2	1	3	4	6	0	3	0	0	12						
14	JOHNSON, Nate	1-2	0-0	0-1	0	0	0	2	2	0	0	0	6							
25	RUSSELL, Nygal	1-5	0-3	0-0	3	6	9	0	2	1	0	0	2							
38	BRANSON, Dylan	1-1	0-0	0-2	0	3	3	1	2	2	1	0	1	17						
Team		21-58	5-19	13-19	13	29	32	15	60	11	12	2	7	200						
Totals		21-58	5-19	13-19	13	29	32	15	60	11	12	2	7	200						
FG % 1st Half: 14-33		42.4%	2nd half: 7-25	28.0%	Game: 21-68		36.2%													
3FG % 1st Half: 4-8		50.0%	2nd half: 1-11	9.1%	Game: 5-19		26.3%													
FT % 1st Half: 1-3		33.3%	2nd half: 1-2	50.0%	Game: 13-19		68.4%													
Rebounds		13	29	32																
Turnovers		15	60	11																
Fouls		12	2	7																
Points		60	11	2																
Total		200																		



## 2021-22 BOX SCORES

<b>7</b>	<b>CENTRAL ARKANSAS</b>	<b>82</b>
<b>Dec. 4</b>	<b>A-STATE</b>	<b>95</b>
Attendance: 951		

FIRST NATIONAL BANK ARENA / JONESBORO, ARK.

### Central Ark. 82 - 1-8

#	Player	Total		3-Pr		Rebounds					PF	TP	A	T	Bk	Stl	Min
		FG	FTA	FT	FTA	Off	Def	Total									
12	Darius Hall	1	12.0	2-5	4-6	3	6	9	3	0	1	36					
24	Jared Chatham	1	3-7	0-2	2-4	4	0	4	0	4	3	2	1	1	0	3	
14	Collin Cooper	1	2-8	2-7	3-5	0	0	0	4	0	4	9	3	1	0	31	
23	Carmen Hunter	1	3-6	0-2	0-0	1	1	2	3	1	3	6	2	0	0	15	
34	Jaxson Baker	1	2-6	1-3	0-0	1	0	1	0	5	1	0	0	0	0	17	
00	SK Shitu	0	0-0	0-0	0-0	0	0	0	0	0	0	0	0	0	0	1	
11	Ibbo Klintman	1	1-4	1-3	0-0	2	1	3	1	3	2	0	0	0	0	15	
11	Vincent Reeves	3	5-5	1-2	4-5	1	1	2	2	11	0	1	1	2	22		
13	Eddy Kayoloud	2	3-3	0-0	0-0	1	0	1	3	4	1	0	0	1	0	14	
25	Elas Cato	1	1-4	0-0	4-4	2	0	2	4	6	1	0	0	0	0	15	
	Team	0	0	0	0	0	0	0	0	1	1	0	0	0	0	0	
Totals			29-63	7-24	17-24	15	9	24	32	82	14	13	2	8	200		
FG % 1st Half:		14.27	51.9%	2nd half:	15-36	41.7%	Game:	29-63	46.0%								Deadball
3FG % 1st Half:		2.6	23.0%	2nd half:	5-16	31.3%	Game:	7-24	29.2%								Rebounds
FT % 1st Half:		5.6	63.3%	2nd half:	12-18	66.7%	Game:	17-24	70.8%								3

### Arkansas State 95 - 5-2

#	Player	Total		3-Pr		Rebounds		PF	TP	A	T	Bk	Stl	Min	
		FG	FTA	FG	FTA	Off	Def								
15	Omier Norchad	1	7-8	0-0	0-0	5	6	6	7	13	19	1	3		
22	Wesley Keyon	1	2-2	0-0	2-2	3	2	5	4	1	1	1	1		
00	Fields, Caleb	1	4-11	1-4	9-9	2	2	4	18	6	2	0	1	29	
00	Sills, Deel	1	7-11	2-3	3-4	2	2	4	3	19	5	1	5		
23	Eaton, Marquis	1	3-10	2-5	4-4	0	3	3	12	3	1	1	4		
01	Davis, Markise	1	2-3	0-0	0-0	1	2	3	3	2	1	1	1		
05	Willis, Christian	1	3-4	2-3	0-1	0	1	1	8	1	1	0	4		
10	Farrington, Malcolm	1	2-3	0-0	0-0	0	0	0	6	2	0	0	0	16	
12	Tingling, Nicolas	0	0-0	0-0	0-0	0	0	0	0	0	0	0	0		
13	Fantina, Mario	0	0-0	0-0	0-0	0	0	0	0	0	1	0	2		
50	Jackson, Anthony	0	0-0	0-0	0-0	0	0	0	0	0	0	0	0		
Team		0	0	0	0	0	0	0	0	0	0	0	0		
Totals		30-53	9-18	26-30	14	23	37	24	95	20	18	3	5	200	
FG % 1st Half: 13.22		59.1%	2nd half: 17-31	54.8%	Game: 30-53	56.6%									Deadball
FT % 1st Half: 18.20		90.0%	2nd half: 8-10	80.0%	Game: 26-30	86.7%									Rebounds
															3

Officials: Chris Chumley, Gerald Williams, Josee Nieves

Technical fouls: Central Ark.-None; Arkansas State-None.

Attendance: 951

Score by periods	1st	2nd	Total
Central Ark.	35	47	82
Arkansas State	51	44	95

Last FG - UCA by 2:46:03; ASU by 2:46:03.

Largest lead - UCA by 2:16:17; ASU by 2:16:02:15.

UCA led for 00:51; ASU led for 36:17; Game was tied for 02:52.

Score tied - 4 times.

Lead changed - 4 times.

<b>8</b>	<b>A-STATE</b>	<b>84</b>
<b>Dec. 8</b>	<b>ARKANSAS-PINE BLUFF</b>	<b>73</b>
Attendance: 3,148		

H.O. CLEMMONS ARENA / PINE BLUFF, ARK.

### Arkansas State 84 - 6-2

#	Player	Total		3-Pr		Rebounds		PF	TP	A	T	Bk	Stl	Min
		FG	FTA	FG	FTA	Off	Def							
15	Omier,Norchad	1	6-7	0-0	2-3	3	9	12	5	14	3	3	28	
22	Wesley,Keyon	1	2-6	0-0	1-2	4	6	10	2	5	1	0	1	
00	Fields,Caleb	1	4-10	1-1	4-5	0	4	4	1	13	0	4	35	
00	Sills,Deel	1	8-14	3-8	6-7	0	2	2	1	25	4	3	25	
23	Eaton,Marquis	1	8-16	1-5	5-5	0	3	3	2	22	3	4	0	
01	Davis,Markise	1	1-2	0-0	0-0	0	3	3	2	0	0	0	16	
05	Willis,Christian	1	1-4	1-3	0-0	0	1	1	3	4	0	1	5	
10	Farrington,Malcolm	0	0-0	0-0	0-0	0	0	0	0	1	1	0	0	
Team		0	0	0	0	0	0	0	0	0	0	0	0	
Totals		30-59	6-18	18-22	8	28	36	15	84	16	12	5	8	200
FG % 1st Half: 13.29		44.8%	2nd half: 17-30	56.7%	Game: 30-59	50.8%								Deadball
3FG % 1st Half: 3-12		25.0%	2nd half: 3-6	50.0%	Game: 6-18	33.3%								Rebounds
FT % 1st Half: 9-11		81.8%	2nd half: 9-11	81.8%	Game: 18-22	81.8%								3

### Ark-Pine Bluff 73 - 1-10

#	Player	Total	3-Pr	Rebounds	PF	TP	A	T	Bk	Stl	Min
		FG-FGA	FG-FGA	FT-FTA	Off	Def	Tot				
03	Jaylan Thomas	1	1-4	0-2	0	0	2	2	0	2	1
23	Trey Sampson	1	4-10	1-1	2-6	3	6	5	11	1	2
01	Robert Milton	1	3-11	3-8	0-0	0	5	5	9	4	0
05	Dequan Morris	1	7-11	0-1	5-6	1	2	3	2	18	0
05	Shawn Williams	1	3-7	2-5	0-0	2	2	4	8	7	2
00	Kahun Stokes	0	0-0	0-0	0	0	0	0	0	0	0
10	Brandon Brown	1	9-17	3-6	5	6	11	1	21	5	2
11	Brandon Brown	1	1-4	1-2	0-0	1	1	2	3	0	0
15	Alvin Stredic Jr	0	0-0	0-0	0	0	0	0	0	0	0
Team											
Totals		28-64	7-19	10-18	11	22	33	73	18	10	3
FG % 1st Half: 19-37		51.4%	2nd half: 9-27	33.3%	Game: 28-64	43.8%	Deadball				
3FG % 1st Half: 5-11		45.5%	2nd half: 2-6	33.3%	Game: 7-19	36.8%	Rebounds				
FT % 1st Half: 5-8		62.5%	2nd half: 5-10	50.0%	Game: 10-18	55.6%	3				

Officials: Wesley Ford, Kelly Davis, Glenn Tull

Technical fouls: Arkansas State-None; Ark-Pine Bluff-None.

Attendance: 3148

Score by periods	1st	2nd	Total
Arkansas State	38	46	84
Ark-Pine Bluff	48	25	73

Last FG - ASU by 2:01:03; UAPB by 2:01:04.

ASU led for 00:46; UAPB led for 24:28; Game was tied for 05:36.

ASU led for 00:46; UAPB led for 24:28; Game was tied for 05:36.

Score tied - 6 times.

Lead changed - 3 times.

<b>9</b>	<b>A-STATE</b>	<b>82</b>
<b>Dec. 11</b>	<b>MS VALLEY STATE</b>	<b>77</b>
Attendance: 237		

HARRISON HPER COMPLEX / ITTA BENA, MISS.

### Arkansas State 82 - 7-2

#	Player	Total	3-Pr	Rebounds	PF	TP	A	T	Bk	Stl	Min	
		FG-FGA	FG-FGA	FT-FTA	Off	Def	Tot					
11	Davis, Markise	1-1	1-1	2-2	0	4	4	4	5	1	3	
15	Omier, Norchad	1-5	0-0	5-6	6	9	15	2	5	2	1	
00	Fields, Caleb	1-6	0-1	3-4	0	4	4	5	6	4	26	
00	Sills, Deel	6-10	0-1	5-6	0	2	2	17	2	2	2	
23	Eaton, Marquis	5-9	2-3	6-6	0	4	4	18	4	5	1	
02	Felts, Avery	0-0	0-0	0-0	0	0	0	0	0	0	23	
05	Willis, Christian	1-1	1-1	0-0	0	2	2	0	3	0	1	
10	Farrington, Malcolm	0-1	0-0	0-0	0	0	0	0	0	0	4	
11	Grbovic, Lazar	3-3	0-0	2-2	0	2	2	3	9	0	1	
22	Wesley, Keyon	3-5	0-0	4-6	1	5	6	1	1	1	0	
Team Totals		25-45	4-8	26-38	9	30	39	18	82	16	24	
FG % 1st Half: 12-20		60.0%	2nd half: 13-25	52.0%	Game: 25-45	55.6%						Deadball
FT % 1st Half: 8-14		57.1%	2nd half: 20-24	83.3%	Game: 26-38	75.7%						Rebounds

### Mississippi Val. 77 - 0-8

Mississippi Valley WW '08																	
#	Player	Total	3-Pr	Rebounds		PF	TP	A	T	Bk	Stl	Min					
		FG-FGA	FG-FGA	FT-FTA	Off	Def	Tot										
21	Robert Carpenter	1	4-8	0-1	2-2	1	3	4	5	10	1	20					
25	Daniel Umoh	1	0-0	0-0	0-0	2	3	5	4	0	2	1					
02	Elijah Davis	1	2-4	0-0	0-0	0	1	1	3	4	0	34					
11	Caleb Hunter	1	8-21	2-10	2-2	1	1	2	10	2	3	1					
31	David McCoy	1	5-9	1-2	4-4	1	2	3	15	2	2	4					
01	Gary Grant	1	8-13	1-2	1-2	3	6	1	18	0	1	1					
14	John Ague	0	0-0	0-0	0-2	0	3	3	0	3	1	0					
10	Jordan Johnson	0	0-0	0-0	0-0	0	1	1	0	0	0	0					
22	Terry Collins	1	4-15	2-9	0-0	2	2	5	10	4	0	0					
Team		0	0	0	0	0	0	0	0	0	0	0					
Totals		31-70	5-24	9-12	11	16	27	28	77	13	16	3					
FG % 1st Half: 14-34		41.2%	2nd half: 17-36	47.2%	Game: 31-70	44.3%	3FG % 1st Half: 1-9						11.1%	2nd half: 5-15	33.3%	Game: 6-24	25.0%
FT % 1st Half: 2-4		50.0%	2nd half: 7-8	87.5%	Game: 9-12	75.0%	Deadball						Rebounds				
													3				

Officials: Ross Collins, Byron Evans, Chris Chumley

Technical fouls: Arkansas State-None; Mississippi Val.-None.

Attendance: 237

Score by periods	1st	2nd	Total
Arkansas State	33	44	77
Mississippi Val.	34	43	77

Last FG - ASU by 2:04:16; MVSU by 2:04:01.

Largest lead - ASU by 1:11:06; MVSU by 4:24:18:08.

ASU led for 20:20; MVSU led for 07:58; Game was tied for 02:46.

Score tied - 6 times.

Lead changed - 3 times.

<b>10</b>	<b>A-STATE</b>	<b>62</b>
<b>Dec. 14</b>	<b>#25 TEXAS TECH</b>	<b>75</b>
Attendance: 12,431		

UNITED SUPERMARKETS ARENA / LUBBOCK, TEXAS

### Arkansas State 62 - 7-3

#	Player	FG-FGA		3-Pr		Rebounds		PF	TP	A	T	Bk	Stl	Min
						Off	Def	Def	TP	A	T	Bk	Stl	Min
1	Dennis Markose	2-11	2-5	1-1	0-0	1	2	17	0	1	0	0	0	34
15	Omer Norchad	1-4	0-0	1-5	2	5	7	3	5	1	4	1	1	27
10	Fields, Claude	0-4	0-2	0-0	0	3	3	1	0	2	1	0	2	30
10	Sills, Dean	0-8	0-4	3-5	1	3	4	4	9	4	0	3	3	32
10	Wright, Chris	1-11	3-7	1-2	0	1	13	5	13	5	0	0	0	32
5	Deals, Christian	0-3	0-3	0-0	0	0	0	0	0	0	0	0	0	7
10	Farrington, Malcolm	1-10	4-9	0-0	0	1	0	14	0	0	0	0	0	18
2	Wright, Chris	1-11	0-0	0-0	0	0	0	0	0	0	0	0	0	16
22	Wesley, Keyon	2-3	0-0	0-0	0	2	2	0	0	0	0	0	4	4
Team														
		23-53	9-30	7-14	15	23	15	62	17	40	2	0	7	200
Totals		FG % 41.1	11-28	39.3%	2nd half:	12-25	48.0%	Games:	23-53	43.4%	17	0	7	Deadball
3PT % 11.8		4-15	26.7%	2nd half:	5-15	33.3%	Games:	9-30	30.0%	0	0	0	0	Rebounds
PF % 1st half:		2-4	50.0%	2nd half:	5-10	50.0%	Games:	7-14	50.0%	0	0	0	0	
		1st half												



## 2021-22 BOX SCORES

<b>13</b>	<b>GEORGIA SOUTHERN</b>	<b>56</b>
Jan. 1	<b>A-STATE</b>	<b>• 74</b>
Attendance: 1,012		

FIRST NATIONAL BANK ARENA / JONESBORO, ARK.

Ga. Southern 56 • 7-6 (0-2)

#	Player	Total			3-Ptr			Rebounds			PF	TP	A	T	Blk	Stl	Min
		FG	FGA	FT	FTA	Off	Def	Total	Off	Def							
15	Cam Bryant	2-11	0-4	1-2	0	4	3	7	2	5	1	2	0	1	2	0	34
22	Elijah McCadden	1-3	0-0	1-2	0	3	3	1	7	1	7	0	1	1	0	1	28
10	Carlos Curry	1-2	1-2	0-0	0	1	2	3	1	5	0	1	0	1	0	0	14
12	Andre Savrasov	1-4	1-3	2-3	2	4	6	5	13	1	3	1	0	1	0	0	28
24	Kamari Brown	3-9	0-2	0-0	3	1	4	2	6	2	2	0	0	0	0	0	25
20	Kaden Archie	4-10	0-1	4-6	1	5	6	2	12	2	2	1	1	1	1	0	29
23	Grant Weatherford	0-5	0-3	0-0	0	2	2	3	0	0	1	0	0	1	0	0	22
24	Prince Toyambi	3-6	0-0	2-4	1	3	4	3	8	2	1	1	1	1	0	0	20
Team		0-0			0	0	0	0	0	0	0	0	0	0	0	0	0
Totals		22-60	2-15	10-17	12	23	35	19	56	7	20	3	6	20	0	0	200
FG % 1st Half: 10-29		34.5%	2nd half: 12-31	38.7%	Game: 22-60	36.7%	Deatball										
3FG % 1st Half: 1-8		12.5%	2nd half: 1-7	14.3%	Game: 2-15	13.3%	Rebounds										
FT % 1st Half: 1-4		25.0%	2nd half: 9-13	69.2%	Game: 10-17	58.8%	Deatball										

Arkansas State 74 • 10-3 (1-0)

#	Player	Total			3-Ptr			Rebounds			PF	TP	A	T	Blk	Stl	Min
		FG	FGA	FT	FTA	Off	Def	Total	Off	Def							
15	Omer Norchad	1-6	0-0	5-6	2	9	11	3	18	2	6	2	2	2	2	0	29
22	Wesley Keyon	2-3	0-0	0	2	3	5	3	4	2	1	0	1	0	1	0	27
10	Fields, Caleb	4-8	1-2	2-2	0	7	7	2	11	4	1	2	2	0	0	0	29
23	Sills, Desi	4-9	0-2	7-8	1	3	2	15	4	3	0	0	3	0	0	0	31
23	Eaton, Marquis	5-12	2-5	3-3	0	1	1	2	15	1	1	1	1	0	0	0	34
21	Davis, Markise	1-5	0-0	0	4	2	6	3	2	1	1	0	0	0	0	0	13
22	Felts, Avery	1-1	0-0	1-1	0	1	0	1	0	1	1	0	0	1	0	0	4
10	Farrington, Malcolm	2-7	2-6	0-0	0	2	2	1	6	0	1	0	1	0	1	0	18
11	Grbovic, Lazar	0-0	0-0	0-0	0	0	0	1	0	0	0	0	0	0	0	0	0
22	Tringling, Nicolas	0-1	0-0	0	0	0	0	0	1	0	0	0	0	0	0	0	2
13	Fantina, Mario	0-2	0-2	0	0	0	0	0	0	0	0	0	0	0	0	0	2
21	Ndour, Cheikh	0-0	0-0	0	0	0	0	0	0	0	0	0	0	0	0	0	0
20	Jackson, Antwon	0-1	0-0	0-0	0	2	2	1	0	0	1	0	1	0	0	0	11
Team		0-0			0	0	0	0	0	0	0	0	0	0	0	0	0
Totals		25-57	5-18	19-20	10	29	39	18	74	16	16	8	12	20	0	0	200
FG % 1st Half: 13-29		44.8%	2nd half: 12-28	42.9%	Game: 25-57	43.9%	Deatball										
3FG % 1st Half: 1-9		11.1%	2nd half: 4-9	44.4%	Game: 5-18	27.8%	Rebounds										
FT % 1st Half: 0-0		0.0%	2nd half: 19-20	95.0%	Game: 19-20	95.0%	Deatball										

Officials: Keith Patterson, Derek Schulte, Owen Short  
Technical fouls: Ga. Southern-Arkansas State-Davis, Markise; Grbovic, Lazar  
Attendance: 1012

Score by periods		1st	2nd	Total
Ga. Southern		22	34	56
Arkansas State		27	47	74

Last FG - GS 2nd 00:00, ASU 2nd 00:06  
Largest lead - GS: None, ASU by 25 2nd 01:57  
GS led for 00:00, ASU led for 37:30. Game was tied for 02:23.

Score tied - 0 times  
Lead changed - 0 times

<b>14</b>	<b>A-STATE LOUISIANA</b>	<b>77</b>
Jan. 6	<b>A-STATE</b>	<b>• 83</b>
Attendance: 2,682		

CAJUNDOME / LAFAYETTE, LA.

Arkansas State 77 • 10-4 (1-1)

#	Player	Total			3-Ptr			Rebounds			PF	TP	A	T	Blk	Stl	Min
		FG	FGA	FT	FTA	Off	Def	Total	Off	Def							
15	Omer Norchad	11-14	0-0	7-8	3	14	17	5	29	0	1	3	0	36			
22	Wesley Keyon	1-5	0-0	1-2	2	2	4	4	5	1	0	0	1	20			
00	Fields, Caleb	2-12	1-4	4-6	3	2	5	3	9	7	1	0	1	42			
03	Sills, Desi	3-13	0-2	2-3	1	3	4	3	8	4	2	0	1	40			
23	Eaton, Marquis	1-11	1-4	6-6	0	2	2	3	9	3	0	3	1	34			
01	Davis, Markise	4-9	1-3	2-2	2	3	5	1	11	0	1	0	0	25			
02	Felts, Avery	0-0	0-0	0	0	0	0	0	0	0	0	0	0	4			
10	Farrington, Malcolm	2-5	2-5	0	0	0	0	0	6	0	0	0	0	16			
20	Jackson, Antwon	0-2	0-0	0	0	2	2	1	0	0	0	0	0	8			
Team		2-0			2	0	2	0	0	0	0	0	0	0			
Totals		25-71	5-18	22-27	15	26	41	20	77	15	9	3	4	225			
FG % 1st Half: 11-21		52.4%	2nd half: 13-20	65.0%	OT: 1-8	12.5%	Game: 25-71	35.2%	Deatball								
3FG % 1st Half: 2-7		28.6%	2nd half: 3-9	33.3%	OT: 0-2	0.0%	Game: 5-18	27.8%	Rebounds								
FT % 1st Half: 6-8		75.0%	2nd half: 14-17	82.4%	OT: 2-4	50.0%	Game: 22-27	81.5%	Deatball								

Louisiana 83 • 8-5 (3-0)

#	Player	Total			3-Ptr			Rebounds			PF	TP	A	T	Blk	Stl	Min
		FG	FGA	FT	FTA	Off	Def	Total	Off	Def							
04	Kobe Julien	7-13	3-3	3-4	1	2	3	4	20	1	1	1	0	0	0	0	27
10	Theo Akubua	1-9	0-0	0-2	2	13	15	4	16	0	4	3	1	34			
3	Dou Gueye	1-9	0-0	5-6	1	10	11	3	13	1	4	1	0	31			
03	Tranjan Wesley	4-9	0-1	4-6	1	3	2	3	12	3	2	0	1	27			
5	Ty Harper	0-3	0-2	0	0	0	1	0	1	0	0	0	0	13			
02	Michael Thomas	2-2	0-0	1-1	2	0	0	1	1	0	1	0	0	8			
05	Jalen Dalcourt	1-1	0-0	0-0	0	0	0	0	0	2	0	0	0	6			
11	Kurely Caldwell	0-0	0-0	0	0	0	0	0	0	0	0	0	0	6			
13	Greg Williams Jr.	4-5	0-0	0	0	1	1	1	11	0	1	1	0	27			
22	Danell Garnett	1-5	1-4	4-4	0	2	2	0	7	1	1	0	0	24			
25	Isaiah Richards	1-3	0-1	0	0	2	2	0	2	2	0	0	0	11			
41	Bryan Au	0-2	0-1	0-0	0	0	0	1	0	5	0	0	0	11			
Team		0-0			2	0	0	0	2	0	0	0	0	0			
Totals		30-60	5-14	18-24	7	33	40	19	83	13	13	6	4	225			
FG % 1st Half: 15-27		55.6%	2nd half: 12-27	44.4%	OT: 3-6	50.0%	Game: 30-60	50.0%	Deatball								
3FG % 1st Half: 3-8		37.5%	2nd half: 3-6	50.0%	OT: 0-1	0.0%	Game: 5-14	35.7%	Rebounds								
FT % 1st Half: 3-5		60.0%	2nd half: 11-15	73.3%	OT: 4-4	100.0%	Game: 18-24	75.0%	Deatball								

Officials: Lucas Santos, Josue Nieves, Bart Lenox  
Technical fouls: Arkansas State-None, Louisiana-None  
Attendance: 2682

Score by periods		1st	2nd	Total
Arkansas State		30	43	77
Louisiana		35	38	73

Last FG - ASU OT 03:56, LA OT 03:30  
Largest lead - ASU by 3 1st 15:46, LA by 10 1st 05:57  
ASU led for 05:59, LA led for 37:30. Game was tied for 01:31.

Score tied - 3 times  
Lead changed - 9 times

<b>15</b>	<b>A-STATE ULM</b>	<b>• 90</b>
Jan. 8	<b>A-STATE</b>	<b>• 83</b>
Attendance: 2,245		

FANT-EWING COLISEUM / MONROE, LA.

Arkansas State 90 • 11-4 (2-1)

#	Player	Total			3-PT			Rebounds			PF	TP	A	T	Blk	Stl	Min
		FG	FGA	FT	FTA	Off	Def	Total	Off	Def							
15	Omer Norchad	1-10	0-0	4-5	3	8	11	2	24	1	1	4	2	39			
22	Wesley Keyon	1-4	0-0	1-2	1	2	3	3	1	2	0	1	2	0	0	0	21
33	Chris Cantanz	1-5	1-0	0-0	0	0	0	0	0	0	0	0	0	0	0	0	10
30	Sills, Desi	5-11	2-6	0-0	0	4	4	2	12	1	2	8	2	1	1	34	
25	East, Emanuel	3-10	2-3	0-0	0	4	4	1	25	3	0	0	0	0	0	0	15
10	Flannery, Malcolm	3-3	0-2	0-0	0	0	0	1	0	1	0	1	0	1	0	0	15
11	Grubbs, J	1-4	0-0	0-0	0	0	0	0	0	0	0	0	0	0	0	0	10
50	Jackson, Anton	0-0	0-0	0-0	0	0	0	0	0	0	1	0	1	0	0	0	10
Team Totals:		34-60	7-17	15-21	8	30	38	14	90	20	12	5	5	200			
FG % 1st Half: 16-28		57.1%	2nd Half: 18-32	56.3%	Game: 34-60		56.7%							Deadball			
FT % 1st Half: 0-0		0.0%	2nd Half: 0-0	0.0%	Game: 7-17		41.2%							Deadball			

## 2021-22 BOX SCORES

**19**  
Jan. 29

**A-STATE**  
**COASTAL CAROLINA**  
Attendance: 1,282

**•73**  
**66**

HTC CENTER / CONWAY, S.C.

Arkansas State 73 • 14-5 (2-2)

#	Player	Total FG-FGA	3-Pr FG-FGA	FT-FTA	Rebounds Off Def Tot	PF	TP	A	T	Bk	St	Min
15	Omer,Norchad	1-10	0-0	2-5	2 8 10	3	22	1	1	0	2	36
22	Wesley,Keyon	1-4	0-0	0 5 5	1 2 0	0	0	0	0	0	1	30
08	Fields,Caleb	4-10	2-4	2-2	0 2 2	1	12	4	0	0	3	29
03	Sills,Desi	3-23	2-3	0 0	1 6 7	1	6	2	4	0	1	29
23	Eaton,Marquis	4-11	2-7	2-2	0 1 1	2	12	4	1	0	0	34
02	Felts,Avery	5-8	3-5	0 0	0 2 2	1	13	1	0	0	1	19
19	Farrington,Malcolm	2-5	2-5	0 0	0 0 0	0	6	2	0	0	0	12
50	Jackson,Antonw	0-1	0-0	0-0	1 1 2	1	0	0	1	0	0	11
Team		1 2 3 1										
Totals		28-55	11-24	6-9	5 27 32	10	73	14	11	0	8	200
FG % 1st Half: 14-29 48.3%		2nd half: 14-26 53.8%										
3FG % 1st Half: 5-11 45.0%		2nd half: 6-13 46.2%										
FT % 1st Half: 0-1 0.0%		2nd half: 6-9 66.7%										

Coastal Carolina 66 • 12-9 (4-5)

#	Player	Total FG-FGA	3-Pr FG-FGA	FT-FTA	Rebounds Off Def Tot	PF	TP	A	T	Bk	St	Min
12	Willfield Likayl	3-11	3-8	0-0	1 6 7	0	9	1	0	0	1	31
04	Essam Mostafa	4-13	0-1	4-5	6 7 13	2	12	1	1	2	0	34
03	Rudi Williams	4-11	1-5	1-1	0 1 1	1	10	3	2	0	0	29
18	Ebroma Dibba	7-8	2-2	0 0	1 7 8	3	16	4	4	0	1	33
24	Vince Cole	4-9	2-2	2-2	1 0 1	1	12	1	1	1	1	34
06	DeShawn Thomas	0-0	0-0	0 0	0 0 0	1	0	0	0	0	0	2
14	Josh Uduke	2-7	2-5	0 2	1 2 3	1	6	1	0	0	0	24
15	Isaac Hippolyte	0-4	0-1	1-2	2 1 3	1	1	2	0	1	1	13
Team		1 2 3 1										
Totals		24-63	10-24	8-12	13 25 38	11	66	12	10	3	4	200
FG % 1st Half: 14-31 45.2%		2nd half: 10-32 31.3%										
3FG % 1st Half: 4-9 44.4%		2nd half: 6-13 46.2%										
FT % 1st Half: 3-3 100.0%		2nd half: 5-9 55.6%										

Officials: Henry Howard,Chris King,John Hampton

Technical fouls: Arkansas State=None, Coastal Carolina=None

Attendance: 1282

Score by periods	1st	2nd	Total
Arkansas State	33	40	73
Coastal Carolina	35	31	66

Last FG - ASU 2nd 00:00, CCU 2nd 00:03

Largest lead - ASU by 7 2nd 00:38, CCU by 7 1st 02:44

ASU led for 17:22, CCU led for 14:50. Game was tied for 07:48.

Points	In	Off	2nd	Fast
ASU	24	11	7	19
CCU	20	12	11	5

Score tied - 10 times.

Lead changed - 18 times.



**20**  
Feb. 3

**ULM**  
**A-STATE**  
Attendance: 1,003

**•60**  
**59**

FIRST NATIONAL BANK ARENA / JONESBORO, ARK.

La-Monroe 60 • 11-12 (3-8)

#	Player	Total FG-FGA	3-Pr FG-FGA	FT-FTA	Rebounds Off Def Tot	PF	TP	A	T	Bk	St	Min
13	Thomas Howell	1-3	0-0	0-2	1 2 3	2	2	0	4	0	1	24
22	Russell Harrison	2-8	0-3	5-6	1 4 5	3	9	2	1	1	0	38
01	Andre Jones	10-17	1-2	0-0	2 4 6	1	21	3	4	2	3	37
02	Koreem Oziar	5-13	2-3	2-4	2 7 9	3	14	3	1	1	2	38
10	Langston Powell	3-5	1-1	2-2	0 1 1	5	9	0	0	0	0	20
04	Nika Metshwarishvili	2-5	1-2	0-1	0 5 5	1	5	1	2	1	0	19
14	D'Marcus Hall	0-1	0-0	0-0	0 1 1	0	0	0	0	0	0	4
21	Luke Phillips	0-0	0-0	0-0	0 0 0	0	0	0	0	0	0	2
23	Johanne Williams	0-1	0-1	0-0	0 2 2	1	0	0	0	0	0	18
Team		1 0 1 1										
Totals		23-53	5-12	9-15	7 26 33	16	60	9	12	5	6	200
FG % 1st Half: 11-28 39.3%		2nd half: 12-25 48.0%										
3FG % 1st Half: 2-7 28.6%		2nd half: 3-6 50.0%										
FT % 1st Half: 2-2 100.0%		2nd half: 7-13 53.8%										

Arkansas State 59 • 14-6 (5-3)

#	Player	Total FG-FGA	3-Pr FG-FGA	FT-FTA	Rebounds Off Def Tot	PF	TP	A	T	Bk	St	Min
15	Omer,Norchad	1-6	0-0	7-10	10 16 26	2	23	0	4	0	0	37
22	Wesley,Keyon	1-8	0-0	0 1	0 2 2	2	14	0	1	0	2	28
09	Fields,Caleb	1-11	1-7	1-2	2 2 4	1	4	4	0	0	1	32
03	Sills,Desi	3-14	1-5	2-2	2 2 4	2	9	5	1	0	3	36
23	Eaton,Marquis	1-9	1-4	0 0	0 1 1	2	3	8	0	0	1	35
01	Davis,Markise	1-2	0-1	0 0	1 0 1	4	2	1	0	0	0	10
02	Felts,Avery	1-3	1-3	0-0	1 1 2	0	3	0	0	0	1	14
10	Farrington,Malcolm	0-2	0-0	1-2	0 2 2	0	1	1	0	0	0	6
11	Grbovic,Lazar	0-0	0-0	0 0	0 0 0	0	0	0	0	0	0	2
Team		2 1 3 3										
Totals		22-61	4-22	11-17	16 26 42	13	59	18	12	0	8	200
FG % 1st Half: 12-30 40.0%		2nd half: 10-31 32.3%										
3FG % 1st Half: 4-12 33.3%		2nd half: 1-10 10.0%										
FT % 1st Half: 2-4 50.0%		2nd half: 9-15 60.0%										

Officials: Nathan Dennis,Robert Felder,Bill Jacobson

Technical fouls: La-Monroe=None, Arkansas State=Davis,Markise;Sills,Desi.

Attendance: 1003

Score by periods	1st	2nd	Total
La-Monroe	29	34	60
Arkansas State	29	30	59

	In	Off	2nd	Fast
ASU	34	15	4	11
LA	34	7	18	10

Score tied - 4 times.

Lead changed - 4 times.

Last FG - ULM 2nd 00:17, ASU 2nd 03:44

Largest lead - ASU by 7 1st 11:50, ASU by 14 2nd 14:24

ULM led for 11:13, ASU led for 24:11. Game was tied for 04:38.

**22**  
Feb. 10

**A-STATE**  
**TROY**  
Attendance: 2,917

**•77**  
**•79**

TROJAN ARENA / TROY, ALA.

Arkansas State 77 • 15-7 (6-4)

#	Player	Total FG-FGA	3-Pr FG-FGA	FT-FTA	Rebounds Off Def Tot	PF	TP	A	T	Bk	St	Min
15	Omer,Norchad	12-16	0-0	7-9	2 9 11	4	31	1	2	1	0	32
22	Wesley,Keyon	1-2	0-0	0 0	0 0 0	1	2	0	0	0	0	12
09	Fields,Caleb	3-5	1-2	5-6	1 1 2	0	12	6	4	0	1	35
03	Sills,Desi	3-6	0-2	2-4	2 2 4	1	8	4	2	0	3	24
23	Eaton,Marquis	5-12	2-4	2-2	0 4 4	3	14	3	3	0	1	36
01	Davis,Markise	1-5	0-1	0-0	0 1 1	4	2	1	1	0	0	15
02	Felts,Avery	2-4	2-3	0 0	1 1 2	1	6	1	0	0	0	15
06	Willis,Christian	0-1	0-1	0 0	0 0 0	0	0	0	0	0	0	5
19	Farrington,Malcolm	0-1	0-1	0 0	0 2 2	0	0	1	1	0	1	6
11	Grbovic,Lazar	0-1	0-0	0 0	0 0 0	0	0	0	0	0	0	3
50	Jackson,Antonw	0-0	0-0	2-2	0 1 1	2	0	1	0	0	0	17
Team		3 3 6 6										
Totals		27-53	5-14	18-23	9 24 33	16	77	17	15	2	6	200
FG % 1st Half: 15-31 48.4%		2nd half: 12-22 54.5%										
3FG % 1st Half: 1-7 14.3%		2nd half: 4-7 57.1%										
FT % 1st Half: 4-5 80.0%		2nd half: 14-18 77.8%										

Troy 79 • 17-7 (8-3)

FTY 17-147: 4-5		80.0%	2nd half: 14-18	77.8%	Game: 18-23	78.3%						3	
Total 3-Pr													
#	Player	FG-FGA	3-Pr FG-FGA	FT-FTA	Reb	Off	Def	PF	TP	A	T	Bk	St
10	Zay Williams	1-3	0-0	1-2	1	6	7	1	7	1	2	2	34
23	Ellie Odjigie	8-12	0-1	3-4	1	3	4	2	19	3	4	0	28
11	Desmond Williams	6-9	6-9	0	0	0	0	0	18	0	2	0	29
14	Jackson Leftridge	1-2	0-1	1-1	2	1	3	1	3	4	2	0	17
21	Duke Deen	5-10	3-6	0	0	1	2	3	2	13	8	0	25
06	Kieffer Punter	0-3	0-1	7-8	2	0	2	4	7	2	0	0	25
01	TK Smith	0-2	0-1	0	0	2	2	1	0	0	0	0	9
05	Christion Eugene	2-9	0-4	1-3	1	1	2	1	5	0	1	0	15
22	Riflen Miguel	1-1	0-0	0	0	0	0	1	2	0	0	0	2
24	Nick Stampley	0-1	0-1	2-2	1	0	1	1	2	0	0	0	6
30	Christian Turner	1-2	0-1	1-2	0	0	0	3	1	0	0	1	10
Team		1	4	5	5								





## ARKANSAS STATE GAME HIGHS

POINTS	95	CENTRAL ARK. (12/04/21)
	90	at La.-Monroe (01/08/22)
	90	CENTRAL BAPTIST (11/15/21)
	88	LYON (12/21/21)
	84	at Ark.-Pine Bluff (12/08/21)
FIELD GOALS MADE	40	LYON (12/21/21)
	36	CENTRAL BAPTIST (11/15/21)
FIELD GOAL ATTEMPTS	74	LYON (12/21/21)
	71	at Louisiana (01/06/22)
FIELD GOAL PERCENTAGE	.567 (34-60)	at La.-Monroe (01/08/22)
	.566 (30-53)	CENTRAL ARK. (12/04/21)
3 PT FIELD GOALS MADE	11	at Coastal Carolina (01/29/22)
	9	at Texas Tech (12/14/21)
	9	CENTRAL ARK. (12/04/21)
3 PT FG ATTEMPTS	30	at Texas Tech (12/14/21)
	24	at Coastal Carolina (01/29/22)
3 PT FG PERCENTAGE	.667 (6-9)	KANSAS CITY (11/28/21)
	.500 (9-18)	CENTRAL ARK. (12/04/21)
	.500 (4-8)	at Mississippi Val. (12/11/21)
FREE THROWS MADE	28	at Mississippi Val. (12/11/21)
	26	CENTRAL ARK. (12/04/21)
FREE THROW ATTEMPTS	38	at Mississippi Val. (12/11/21)
	30	CENTRAL ARK. (12/04/21)
FREE THROW PERCENTAGE	.952 (20-21)	HARDING (11/09/21)
	.950 (19-20)	GA. SOUTHERN (01/01/22)
REBOUNDS	45	at Southeast Missouri (11-19-21)
	45	CENTRAL BAPTIST (11/15/21)
ASSISTS	28	CENTRAL BAPTIST (11/15/21)
	25	LYON (12/21/21)
STEALS	13	LOUISIANA (02/05/22)
	13	CENTRAL BAPTIST (11/15/21)
BLOCKED SHOTS	7	LYON (12/21/21)
	6	GA. SOUTHERN (01/01/22)
	6	AIR FORCE (12/19/21)
TURNOVERS	24	at Mississippi Val. (12/11/21)
	21	at Texas St. (02/17/22)
FOULS	29	at Illinois (11/12/21)
	26	CENTRAL BAPTIST (11/15/21)

## OPPONENT GAME HIGHS

POINTS	92	at Illinois (11/12/21)
	84	at Texas St. (02/17/22)
	83	at La.-Monroe (01/08/22)
	83	at Louisiana (01/06/22)
	82	CENTRAL ARK. (12/04/21)
FIELD GOALS MADE	34	at La.-Monroe (01/08/22)
	32	MOREHEAD ST. (11/26/21)
	32	at Illinois (11/12/21)
FIELD GOAL ATTEMPTS	72	at La.-Monroe (01/08/22)
	70	at Mississippi Val. (12/11/21)
	70	at Illinois (11/12/21)
FIELD GOAL PERCENTAGE	.560 (28-50)	at Texas Tech (12/14/21)
	.533 (32-60)	MOREHEAD ST. (11/26/21)
3 PT FIELD GOALS MADE	11	at South Alabama (02/12/22)
	10	at Coastal Carolina (01/29/22)
3 PT FG ATTEMPTS	25	at Troy (02/10/22)
	25	at Illinois (11/12/21)
3 PT FG PERCENTAGE	.579 (11-19)	at South Alabama (02/12/22)
	.444 (8-18)	LYON (12/21/21)
FREE THROWS MADE	29	at Texas St. (02/17/22)
	23	at Illinois (11/12/21)
FREE THROW ATTEMPTS	38	at Illinois (11/12/21)
	34	CENTRAL BAPTIST (11/15/21)
FREE THROW PERCENTAGE	.935 (29-31)	at Texas St. (02/17/22)
	.923 (12-13)	UT ARLINGTON (01/20/22)
REBOUNDS	56	at Illinois (11/12/21)
	43	LOUISIANA (02/05/22)
ASSISTS	20	at La.-Monroe (01/08/22)
	18	at Troy (02/10/22)
	18	at Ark.-Pine Bluff (12/08/21)
STEALS	14	at Mississippi Val. (12/11/21)
	13	at Texas St. (02/17/22)
BLOCKED SHOTS	10	MOREHEAD ST. (11/26/21)
	6	LOUISIANA (02/05/22)
	6	at Louisiana (01/06/22)
TURNOVERS	20	LOUISIANA (02/05/22)
	20	GA. SOUTHERN (01/01/22)
	20	HARDING (11/09/21)
FOULS	28	at Mississippi Val. (12/11/21)
	23	at Texas St. (02/17/22)
	23	CENTRAL ARK. (12/04/21)

## ARKANSAS STATE GAME LOWS

POINTS	51	MOREHEAD ST. (11/26/21)
	51	at South Alabama (02/12/22)
	53	at Illinois (11/12/21)
	54	at Appalachian St. (01/27/22)
	59	LA.-MONROE (02/03/22)
FIELD GOALS MADE	18	at Illinois (11/12/21)
	18	at South Alabama (02/12/22)
FIELD GOAL ATTEMPTS	43	KANSAS CITY (11/28/21)
	45	at Mississippi Val. (12/11/21)
	45	at Texas St. (02/17/22)
FIELD GOAL PERCENTAGE	.305 (18-59)	at Illinois (11/12/21)
	.327 (18-55)	at South Alabama (02/12/22)
3 PT FIELD GOALS MADE	2	MOREHEAD ST. (11/26/21)
	2	LYON (12/21/21)
3 PT FG ATTEMPTS	7	MOREHEAD ST. (11/26/21)
	8	at Mississippi Val. (12/11/21)
3 PT FG PERCENTAGE	.133 (2-15)	LYON (12/21/21)
	.150 (3-20)	at South Alabama (02/12/22)
FREE THROWS MADE	4	at Appalachian St. (01/27/22)
	5	TEXAS ST. (01/22/22)
FREE THROW ATTEMPTS	7	TEXAS ST. (01/22/22)
	8	at Appalachian St. (01/27/22)
FREE THROW PERCENTAGE	.500 (4-8)	at Appalachian St. (01/27/22)
	.500 (7-14)	at Texas Tech (12/14/21)
REBOUNDS	21	at Texas Tech (12/14/21)
	27	MOREHEAD ST. (11/26/21)
	27	at Texas St. (02/17/22)
ASSISTS	8	at Appalachian St. (01/27/22)
	8	at South Alabama (02/12/22)
STEALS	4	at Illinois (11/12/21)
	4	at Louisiana (01/06/22)
	4	at Appalachian St. (01/27/22)
BLOCKED SHOTS	0	at Coastal Carolina (01/29/22)
	0	LA.-MONROE (02/03/22)
TURNOVERS	7	LYON (12/21/21)
	9	at Louisiana (01/06/22)
FOULS	10	MOREHEAD ST. (11/26/21)
	10	at Coastal Carolina (01/29/22)

## OPPONENT GAME LOWS

POINTS	46	AIR FORCE (12/19/21)
	55	HARDING (11/09/21)
	55	KANSAS CITY (11/28/21)
	56	GA. SOUTHERN (01/01/22)
	58	LOUISIANA (02/05/22)
FIELD GOALS MADE	18	AIR FORCE (12/19/21)
	18	LOUISIANA (02/05/22)
FIELD GOAL ATTEMPTS	48	KANSAS CITY (11/28/21)
	50	at Texas Tech (12/14/21)
FIELD GOAL PERCENTAGE	.321 (18-56)	AIR FORCE (12/19/21)
	.340 (18-53)	LOUISIANA (02/05/22)
3 PT FIELD GOALS MADE	2	CENTRAL BAPTIST (11/15/21)
	2	GA. SOUTHERN (01/01/22)
3 PT FG ATTEMPTS	12	LA.-MONROE (02/03/22)
	12	at Texas St. (02/17/22)
3 PT FG PERCENTAGE	.133 (2-15)	CENTRAL BAPTIST (11/15/21)
	.133 (2-15)	GA. SOUTHERN (01/01/22)
FREE THROWS MADE	2	MOREHEAD ST. (11/26/21)
	4	AIR FORCE (12/19/21)
FREE THROW ATTEMPTS	7	AIR FORCE (12/19/21)
	8	MOREHEAD ST. (11/26/21)
FREE THROW PERCENTAGE	.250 (2-8)	MOREHEAD ST. (11/26/21)
	.385 (5-13)	at Appalachian St. (01/27/22)
REBOUNDS	24	CENTRAL ARK. (12/04/21)
	25	KANSAS CITY (11/28/21)
ASSISTS	7	GA. SOUTHERN (01/01/22)
	8	HARDING (11/09/21)
	8	TEXAS ST. (01/22/22)
	8	LOUISIANA (02/05/22)
STEALS	3	LYON (12/21/21)
	4	at Louisiana (01/06/22)
	4	at Coastal Carolina (01/29/22)
	4	LOUISIANA (02/05/22)
BLOCKED SHOTS	0	CENTRAL BAPTIST (11/15/21)
	1	KANSAS CITY (11/28/21)
	1	AIR FORCE (12/19/21)
TURNOVERS	8	at La.-Monroe (01/08/22)
	10	at Ark.-Pine Bluff (12/08/21)
	10	at Coastal Carolina (01/29/22)
FOULS	10	LYON (12/21/21)
	11	at Appalachian St. (01/27/22)
	11	at Coastal Carolina (01/29/22)



## 0 CALEB FIELDS | G | 6-0 | 192 | So | Lewisburg, Tenn.

				Field Goals		3-Point		F-Throws		Rebounds										Scoring	
SEASON	TEAM	GP-GS	MIN/AVG	FG-FGA	FG%	3FG-3FGA	3FG%	FT-FTA	FT%	OFF	DEF	TOT	AVG	PF-FO	A	TO	BLK	STL	PTS	AVG	
2019-20	ASU	31-21	1009/32.6	93-239	.389	27-82	.329	131-187	.701	13	81	94	3.0	54-0	110	59	2	28	344	11.1	
2020-21	ASU	24-24	715/29.8	82-195	.421	18-54	.333	81-115	.704	9	66	75	3.1	32-0	85	56	1	21	263	11.0	
2021-22	ASU	24-24	737/30.7	60-178	.337	16-56	.286	46-57	.807	15	75	90	3.8	35-0	113	52	2	29	182	7.6	
TOTAL		79-69	2461/31.2	235-612	.384	61-192	.318	258-359	.719	37	222	259	3.3	121-0	308	167	5	78	789	10.0	

### Single Game Highs

Statistic	Value	
Points	22	at Colorado St. 11/20/19, at Morehead St. 11/29/20
Rebounds	11	at La.-Monroe 01/08/22
Assists	9	vs Louisiana 02/05/22
Steals	3	5 times
Blocks	2	vs Ga. Southern 01/01/22
FG Made	8	vs Louisiana 02/05/21
FG Attempts	14	at Colorado St. 11/20/19, at La.-Monroe 01/02/21, at Southeast Mo. St. 11/19/21
3FG Made	3	at Colorado St. 11/20/19, vs Appalachian St. 01/30/20, vs Troy 01/11/20
3FG Attempts	7	vs Texas St. 01/22/22, vs La.-Monroe 02/03/22
FT Made	10	4 times
FT Attempts	16	vs Texas St. 01/04/20

## 1 MARKISE DAVIS | G/F | 6-8 | 195 | Jr | Oxford, Ala.

				Field Goals		3-Point		F-Throws		Rebounds									Scoring	
SEASON	TEAM	GP-GS	MIN/AVG	FG-FGA	FG%	3FG-3FGA	3FG%	FT-FTA	FT%	OFF	DEF	TOT	AVG	PF-FO	A	TO	BLK	STL	PTS	AVG
2020-21	ASU	18-4	250/13.9	32-70	.457	17-37	.459	12-20	.600	11	24	35	1.9	31-1	11	14	5	7	93	5.2
2021-22	ASU	20-6	351/17.6	48-96	.500	9-29	.310	20-26	.769	17	33	50	2.5	43-0	13	12	8	11	125	6.3
TOTAL		38-10	601/15.8	80-166	.482	26-66	.394	32-46	.696	28	57	85	2.2	74-1	24	26	13	18	218	5.7

### Single Game Highs

Statistic	Value	
Points	22	at La.-Monroe 01/01/21
Rebounds	6	vs Ga. Southern 01/01/22
Assists	2	vs Crowley's Ridge 12/04/20, at La.-Monroe 01/01/21, vs Central Ark. 12/04/21
Steals	3	vs Crowley's Ridge 12/04/20, vs Louisiana 02/05/22
Blocks	1	13 times
FG Made	7	at La.-Monroe 01/01/21, at Texas Tech 12/14/21
FG Attempts	11	at La.-Monroe 01/01/21, at Texas Tech 12/14/21
3FG Made	5	at La.-Monroe 01/01/21
3FG Attempts	8	at La.-Monroe 01/01/21
FT Made	3	at La.-Monroe 01/01/21, vs Louisiana 02/05/22
FT Attempts	5	at La.-Monroe 01/01/21



## 2 AVERY FELTS | G | 6-2 | 192 | rFr | Jonesboro, Ark.

				Field Goals		3-Point		F-Throws		Rebounds									Scoring	
SEASON	TEAM	GP-GS	MIN/AVG	FG-FGA	FG%	3FG-3FGA	3FG%	FT-FTA	FT%	OFF	DEF	TOT	AVG	PF-FO	A	TO	BLK	STL	PTS	AVG
2020-21	ASU	23-1	320/13.9	33-79	.418	19-58	.328	9-13	.692	5	25	30	1.3	21-0	23	15	0	15	94	4.1
2021-22	ASU	18-1	252/14.0	23-46	.500	17-33	.515	3-6	.500	6	19	25	1.4	15-0	12	8	2	11	66	3.7
<b>TOTAL</b>		<b>41-2</b>	<b>573/14.0</b>	<b>56-125</b>	<b>.448</b>	<b>36-91</b>	<b>.396</b>	<b>12-19</b>	<b>.632</b>	<b>11</b>	<b>44</b>	<b>55</b>	<b>1.3</b>	<b>36-0</b>	<b>35</b>	<b>23</b>	<b>2</b>	<b>26</b>	<b>160</b>	<b>3.9</b>

### Single Game Highs

Statistic	Value	
Points	13	vs Louisiana 02/06/21, at Coastal Carolina 01/29/22
Rebounds	4	vs Champion Chris. 12/20/20
Assists	4	vs Louisiana 02/05/21
Steals	3	vs Champion Chris. 12/20/20, vs Lyon 12/21/21
Blocks	2	at Southeast Mo. St. 11/19/21
FG Made	5	at Coastal Carolina 01/29/22
FG Attempts	8	at Coastal Carolina 01/29/22
3FG Made	3	4 times
3FG Attempts	5	at UT Arlington 02/27/21, at Coastal Carolina 01/29/22
FT Made	2	4 times
FT Attempts	5	vs Central Baptist 12/11/20

## 3 DESI SILLS | G | 6-2 | 195 | Jr | Jonesboro, Ark.

				Field Goals		3-Point		F-Throws		Rebounds									Scoring	
SEASON	TEAM	GP-GS	MIN/AVG	FG-FGA	FG%	3FG-3FGA	3FG%	FT-FTA	FT%	OFF	DEF	TOT	AVG	PF-FO	A	TO	BLK	STL	PTS	AVG
2018-19	Ark	34-8	576/16.9	55-125	.440	29-63	.460	40-57	.702	12	31	43	1.3	68-2	58	53	0	21	179	5.3
2019-20	Ark	32-24	1000/31.2	117-275	.425	47-143	.329	59-91	.648	20	75	95	3.0	96-4	39	44	5	30	340	10.6
2020-21	Ark	32-15	669/20.9	83-193	.430	27-85	.318	46-68	.676	19	68	87	2.7	52-1	51	34	6	33	239	7.5
2021-22	ASU	23-22	679/29.5	109-240	.454	21-81	.259	61-85	.718	15	67	82	3.6	54-0	71	58	7	45	300	13.0
<b>TOTAL FOR ASU</b>		<b>23-22</b>	<b>679/29.5</b>	<b>109-240</b>	<b>.454</b>	<b>21-81</b>	<b>.259</b>	<b>61-85</b>	<b>.718</b>	<b>15</b>	<b>67</b>	<b>82</b>	<b>3.6</b>	<b>54-0</b>	<b>71</b>	<b>58</b>	<b>7</b>	<b>45</b>	<b>300</b>	<b>13.0</b>
<b>TOTAL</b>		<b>121-69</b>	<b>2925/24.2</b>	<b>364-833</b>	<b>.437</b>	<b>124-372</b>	<b>.333</b>	<b>206-301</b>	<b>.684</b>	<b>66</b>	<b>241</b>	<b>307</b>	<b>2.5</b>	<b>270-7</b>	<b>219</b>	<b>189</b>	<b>18</b>	<b>129</b>	<b>1058</b>	<b>8.7</b>

### Single Game Highs

Statistic	Value	
Points	25	at Ark.-Pine Bluff 12/08/21
Rebounds	10	vs Oral Roberts 12/20/20
Assists	9	at Texas Tech 12/14/21
Steals	5	vs Ga. Southern 01/01/22
Blocks	2	vs Mississippi St. 02/02/21, at Ark.-Pine Bluff 12/08/21
FG Made	8	5 times
FG Attempts	15	4 times
3FG Made	5	vs Vanderbilt 03/11/20, at South Carolina 03/02/21
3FG Attempts	8	at Tennessee 02/11/20, vs Tulsa 12/14/19, at Ark.-Pine Bluff 12/08/21
FT Made	8	vs Auburn 01/20/21
FT Attempts	10	vs Auburn 01/20/21



## 5 CHRISTIAN WILLIS | G | 6-2 | 195 | rSr | Belleville, Ill.

				Field Goals		3-Point		F-Throws		Rebounds									Scoring	
SEASON	TEAM	GP-GS	MIN/AVG	FG-FGA	FG%	3FG-3FGA	3FG%	FT-FTA	FT%	OFF	DEF	TOT	AVG	PF-FO	A	TO	BLK	STL	PTS	AVG
2016-17	ASU	10-0	43/4.3	4-10	.400	2-6	.333	1-3	.333	1	4	5	0.5	7-0	2	7	0	1	11	1.1
2017-18	ASU	1-0	8/8.0	1-3	.333	0-1	.000	0-0	.000	1	0	1	1.0	0-0	0	1	0	0	2	2.0
2018-19	ASU	25-6	319/12.8	32-80	.400	8-31	.258	21-27	.778	13	14	27	1.1	40-0	15	15	1	3	93	3.7
2019-20	ASU	32-15	612/19.1	57-124	.460	25-62	.403	29-47	.617	9	33	42	1.3	69-1	40	31	2	20	168	5.3
2020-21	ASU	22-21	494/22.5	55-133	.414	27-53	.509	16-27	.593	14	35	49	2.2	33-0	28	25	5	11	153	7.0
2021-22	ASU	16-1	193/12.0	12-37	.324	6-24	.250	1-7	.143	2	19	21	1.3	9-0	9	5	1	3	31	1.9
<b>TOTAL</b>		<b>106-43</b>	<b>1669/15.7</b>	<b>161-387</b>	<b>.416</b>	<b>68-177</b>	<b>.384</b>	<b>68-111</b>	<b>.613</b>	<b>40</b>	<b>105</b>	<b>145</b>	<b>1.4</b>	<b>158-1</b>	<b>94</b>	<b>84</b>	<b>9</b>	<b>38</b>	<b>458</b>	<b>4.3</b>

### Single Game Highs

Statistic	Value	
Points	17	vs South Alabama 01/23/20
Rebounds	7	vs Ark.-Pine Bluff 12/09/20
Assists	6	vs South Alabama 01/23/20
Steals	3	vs SFA 11/30/19, vs Omaha 12/03/19
Blocks	2	vs Ark.-Pine Bluff 12/09/20
FG Made	6	vs South Alabama 01/23/20
FG Attempts	11	at Little Rock 02/13/21
3FG Made	3	6 times
3FG Attempts	6	vs Champion Chris. 12/20/20
FT Made	5	vs Eastern Ill. 11/24/18
FT Attempts	8	at Morehead St. 11/29/20

## 10 MALCOLM FARRINGTON | G | 6-3 | 205 | rFr | West Palm Beach, Fla.

				Field Goals		3-Point		F-Throws		Rebounds									Scoring	
SEASON	TEAM	GP-GS	MIN/AVG	FG-FGA	FG%	3FG-3FGA	3FG%	FT-FTA	FT%	OFF	DEF	TOT	AVG	PF-FO	A	TO	BLK	STL	PTS	AVG
2019-20	ASU	1-0	3/3.0	0-1	.000	0-1	.000	0-0	.000	0	0	0	0.0	1-0	0	0	0	0	0	0.0
2020-21	ASU	20-0	342/17.1	50-119	.420	39-89	.438	9-11	.818	3	17	20	1.0	9-0	8	16	1	10	148	7.4
2021-22	ASU	23-0	288/12.5	30-89	.337	25-79	.316	1-2	.500	6	20	26	1.1	14-0	12	9	3	7	86	3.7
<b>TOTAL</b>		<b>44-0</b>	<b>633/14.4</b>	<b>80-209</b>	<b>.383</b>	<b>64-169</b>	<b>.379</b>	<b>10-13</b>	<b>.769</b>	<b>9</b>	<b>37</b>	<b>46</b>	<b>1.0</b>	<b>24-0</b>	<b>20</b>	<b>25</b>	<b>4</b>	<b>17</b>	<b>234</b>	<b>5.3</b>

### Single Game Highs

Statistic	Value	
Points	16	vs Ga. Southern 03/05/21
Rebounds	5	at South Alabama 02/12/22
Assists	3	vs La.-Monroe 01/15/21
Steals	3	vs UT Arlington 01/30/21
Blocks	1	4 times
FG Made	5	5 times
FG Attempts	13	vs La.-Monroe 01/15/21
3FG Made	5	vs La.-Monroe 01/15/21, vs UT Arlington 01/29/21
3FG Attempts	11	vs La.-Monroe 01/15/21
FT Made	5	at Louisiana 01/22/21
FT Attempts	7	at Louisiana 01/22/21





## 11 LAZAR GRBOVIC | F | 6-8 | 230 | Fr | Belgrade, Serbia

				Field Goals		3-Point		F-Throws		Rebounds										Scoring	
SEASON	TEAM	GP-GS	MIN/AVG	FG-FGA	FG%	3FG-3FGA	3FG%	FT-FTA	FT%	OFF	DEF	TOT	AVG	PF-FO	A	TO	BLK	STL	PTS	AVG	
2020-21	ASU	8-0	53/6.6	11-20	.550	1-2	.500	2-5	.400	11	8	19	2.4	7-0	2	4	0	1	25	3.1	
2021-22	ASU	14-0	77/5.5	11-22	.500	1-2	.500	7-11	.636	6	9	15	1.1	13-0	1	3	1	0	30	2.1	
TOTAL		22-0	130/5.9	22-42	.524	2-4	.500	9-16	.563	17	17	34	1.5	20-0	3	7	1	1	55	2.5	

### Single Game Highs

Statistic	Value	
Points	17	vs Crowley's Ridge 12/04/20
Rebounds	5	vs Crowley's Ridge 12/04/20, vs Champion Chris. 12/20/20
Assists	1	vs Ark.-Pine Bluff 12/09/20, vs Champion Chris. 12/20/20, vs Air Force 12/19/21
Steals	1	vs Crowley's Ridge 12/04/20
Blocks	1	at Mississippi Val. 12/11/21
FG Made	7	vs Crowley's Ridge 12/04/20
FG Attempts	8	vs Crowley's Ridge 12/04/20
3FG Made	1	vs Crowley's Ridge 12/04/20, vs Central Baptist 11/15/21
3FG Attempts	1	4 times
FT Made	3	at Mississippi Val. 12/11/21
FT Attempts	4	at Mississippi Val. 12/11/21

## 12 NICOLAS TINGLING | G | 6-1 | 180 | Fr | Port Saint Lucie, Fla.

				Field Goals		3-Point		F-Throws		Rebounds									Scoring	
SEASON	TEAM	GP-GS	MIN/AVG	FG-FGA	FG%	3FG-3FGA	3FG%	FT-FTA	FT%	OFF	DEF	TOT	AVG	PF-FO	A	TO	BLK	STL	PTS	AVG
2021-22	ASU	8-0	20/2.5	1-2	.500	0-1	.000	4-4	1.000	0	3	3	0.4	4-0	7	4	0	0	6	0.8
TOTAL		8-0	20/2.5	1-2	.500	0-1	.000	4-4	1.000	0	3	3	0.4	4-0	7	4	0	0	6	0.8

### Single Game Highs

Statistic	Value	
Points	2	vs Harding 11/09/21, at Illinois 11/12/21, vs Lyon 12/21/21
Rebounds	2	at Illinois 11/12/21
Assists	3	vs Central Baptist 11/15/21
FG Made	1	vs Lyon 12/21/21
FG Attempts	1	vs Ga. Southern 01/01/22, vs Lyon 12/21/21
3FG Attempts	1	vs Ga. Southern 01/01/22
FT Made	2	vs Harding 11/09/21, at Illinois 11/12/21
FT Attempts	2	vs Harding 11/09/21, at Illinois 11/12/21



### 13 MARIO FANTINA | G | 6-4 | 192 | Fr | Sveti Filip i Jakov, Croatia

				Field Goals		3-Point		F-Throws		Rebounds										Scoring	
SEASON	TEAM	GP-GS	MIN/AVG	FG-FGA	FG%	3FG-3FGA	3FG%	FT-FTA	FT%	OFF	DEF	TOT	AVG	PF-FO	A	TO	BLK	STL		PTS	AVG
2020-21	ASU	5-0	31/6.2	3-10	.300	2-7	.286	0-0	.000	1	1	2	0.4	1-0	5	1	0	1		8	1.6
2021-22	ASU	9-0	41/4.5	5-13	.385	4-9	.444	0-0	.000	0	7	7	0.8	2-0	1	4	1	2		14	1.6
<b>TOTAL</b>		<b>14-0</b>	<b>72/5.1</b>	<b>8-23</b>	<b>.348</b>	<b>6-16</b>	<b>.375</b>	<b>0-0</b>	<b>.000</b>	<b>1</b>	<b>8</b>	<b>9</b>	<b>0.6</b>	<b>3-0</b>	<b>6</b>	<b>5</b>	<b>1</b>	<b>3</b>		<b>22</b>	<b>1.6</b>

#### Single Game Highs

Statistic	Value	
Points	8	at South Alabama 02/12/22
Rebounds	3	at South Alabama 02/12/22
Assists	3	vs Crowley's Ridge 12/04/20
Steals	1	vs Crowley's Ridge 12/04/20, vs Harding 11/09/21, at South Alabama 02/12/22
Blocks	1	vs Central Baptist 11/15/21
FG Made	3	at South Alabama 02/12/22
FG Attempts	5	vs Crowley's Ridge 12/04/20, at South Alabama 02/12/22
3FG Made	2	at South Alabama 02/12/22, vs Lyon 12/21/21
3FG Attempts	4	vs Crowley's Ridge 12/04/20

### 15 NORCHAD OMIER | F | 6-7 | 232 | Fr | Bluefields, Nicaragua

				Field Goals		3-Point		F-Throws		Rebounds										Scoring	
SEASON	TEAM	GP-GS	MIN/AVG	FG-FGA	FG%	3FG-3FGA	3FG%	FT-FTA	FT%	OFF	DEF	TOT	AVG	PF-FO	A	TO	BLK	STL		PTS	AVG
2020-21	ASU	23-22	614/26.7	118-219	.539	0-3	.000	53-77	.688	92	190	282	12.3	72-2	18	41	33	28		289	12.6
2021-22	ASU	24-23	670/27.9	160-246	.650	1-3	.333	87-120	.725	97	187	284	11.8	81-6	26	64	47	33		408	17.0
<b>TOTAL</b>		<b>47-45</b>	<b>1285/27.3</b>	<b>278-465</b>	<b>.598</b>	<b>1-6</b>	<b>.167</b>	<b>140-197</b>	<b>.711</b>	<b>189</b>	<b>377</b>	<b>566</b>	<b>12.0</b>	<b>153-8</b>	<b>44</b>	<b>105</b>	<b>80</b>	<b>61</b>		<b>697</b>	<b>14.8</b>

#### Single Game Highs

Statistic	Value	
Points	31	at Troy 02/10/22, vs Lyon 12/21/21
Rebounds	26	vs La.-Monroe 02/03/22
Assists	3	4 times
Steals	4	vs Georgia St. 03/06/21, vs Morehead St. 11/26/21, at Texas St. 02/17/22
Blocks	6	vs Air Force 12/19/21
FG Made	15	vs Lyon 12/21/21
FG Attempts	19	vs Lyon 12/21/21
3FG Made	1	at Southeast Mo. St. 11/19/21
3FG Attempts	1	6 times
FT Made	7	at Louisiana 01/06/22, vs La.-Monroe 02/03/22, at Troy 02/10/22
FT Attempts	10	vs UT Arlington 01/20/22, vs La.-Monroe 02/03/22



## 21 CHEIKH NDOUR | F | 6-7 | 228 | Fr | Medina, Senegal

				Field Goals		3-Point		F-Throws		Rebounds									Scoring	
SEASON	TEAM	GP-GS	MIN/AVG	FG-FGA	FG%	3FG-3FGA	3FG%	FT-FTA	FT%	OFF	DEF	TOT	AVG	PF-FO	A	TO	BLK	STL	PTS	AVG
2020-21	ASU	2-0	11/5.5	1-5	.200	1-3	.333	0-0	.000	0	3	3	1.5	1-0	0	1	1	0	3	1.5
2021-22	ASU	5-0	10/1.9	0-1	.000	0-0	.000	0-0	.000	0	2	2	0.4	2-0	1	1	0	0	0	0.0
<b>TOTAL</b>		<b>7-0</b>	<b>21/2.9</b>	<b>1-6</b>	<b>.167</b>	<b>1-3</b>	<b>.333</b>	<b>0-0</b>	<b>.000</b>	<b>0</b>	<b>5</b>	<b>5</b>	<b>0.7</b>	<b>3-0</b>	<b>1</b>	<b>2</b>	<b>1</b>	<b>0</b>	<b>3</b>	<b>0.4</b>

### Single Game Highs

Statistic	Value	
Points	3	vs Crowley's Ridge 12/04/20
Rebounds	2	vs Champion Chris. 12/20/20
Assists	1	vs Air Force 12/19/21
Blocks	1	vs Crowley's Ridge 12/04/20
FG Made	1	vs Crowley's Ridge 12/04/20
FG Attempts	4	vs Crowley's Ridge 12/04/20
3FG Made	1	vs Crowley's Ridge 12/04/20
3FG Attempts	2	vs Crowley's Ridge 12/04/20

## 22 KEYON WESLEY | F | 6-9 | 176 | Jr | Chesilhurst, N.J.

				Field Goals		3-Point		F-Throws		Rebounds									Scoring	
SEASON	TEAM	GP-GS	MIN/AVG	FG-FGA	FG%	3FG-3FGA	3FG%	FT-FTA	FT%	OFF	DEF	TOT	AVG	PF-FO	A	TO	BLK	STL	PTS	AVG
2020-21	ASU	23-17	504/21.9	70-133	.526	1-5	.200	31-42	.738	30	79	109	4.7	47-1	15	26	2	15	172	7.5
2021-22	ASU	23-19	474/20.6	46-89	.517	0-0	.000	19-33	.576	30	56	86	3.7	41-0	22	24	1	13	111	4.8
<b>TOTAL</b>		<b>46-36</b>	<b>978/21.3</b>	<b>116-222</b>	<b>.523</b>	<b>1-5</b>	<b>.200</b>	<b>50-75</b>	<b>.667</b>	<b>60</b>	<b>135</b>	<b>195</b>	<b>4.2</b>	<b>88-1</b>	<b>37</b>	<b>50</b>	<b>3</b>	<b>28</b>	<b>283</b>	<b>6.2</b>

### Single Game Highs

Statistic	Value	
Points	20	vs Crowley's Ridge 12/04/20
Rebounds	13	vs UT Arlington 01/29/21
Assists	3	at UT Arlington 02/26/21, at Texas St. 02/17/22
Steals	3	vs Harding 11/09/21
Blocks	1	at Marshall 11/27/20, vs Ga. Southern 03/05/21, at Appalachian St. 01/27/22
FG Made	9	vs Crowley's Ridge 12/04/20
FG Attempts	11	vs Crowley's Ridge 12/04/20
3FG Made	1	at Morehead St. 11/29/20
3FG Attempts	2	at Memphis 12/02/20
FT Made	7	vs La.-Monroe 01/16/21
FT Attempts	9	vs La.-Monroe 01/16/21



## 23 MARQUIS EATON | G | 6-2 | 202 | Sr | Jonesboro, Ark.

				Field Goals		3-Point		F-Throws		Rebounds										Scoring	
SEASON	TEAM	GP-GS	MIN/AVG	FG-FGA	FG%	3FG-3FGA	3FG%	FT-FTA	FT%	OFF	DEF	TOT	AVG	PF-FO	A	TO	BLK	STL	PTS	AVG	
2017-18	ASU	32-11	641/20.0	69-176	.392	13-47	.277	45-54	.833	10	40	50	1.6	52-0	69	50	6	26	196	6.1	
2018-19	ASU	32-27	1023/32.0	123-331	.372	40-126	.317	73-96	.760	26	79	105	3.3	78-0	91	83	11	28	359	11.2	
2019-20	ASU	32-30	1034/32.3	135-330	.409	47-123	.382	108-136	.794	20	80	100	3.1	76-0	90	60	5	48	425	13.3	
2020-21	ASU	24-24	764/31.8	105-254	.413	28-83	.337	103-119	.866	6	69	75	3.1	52-0	124	56	6	22	341	14.2	
2021-22	ASU	24-24	757/31.5	94-249	.378	32-94	.340	71-78	.910	7	59	66	2.8	53-0	83	63	6	23	291	12.1	
TOTAL		144-116	4219/29.3	526-1340	.393	160-473	.338	400-483	.828	69	327	396	2.8	311-0	457	312	34	147	1612	11.2	

### Single Game Highs

Statistic	Value	
Points	32	vs Louisiana 02/05/21
Rebounds	9	vs Fla. Atlantic 12/14/18, vs Louisiana 12/18/19
Assists	10	vs La.-Monroe 01/16/21, vs Louisiana 02/06/21
Steals	5	vs Troy 01/11/20
Blocks	2	vs Louisiana 03/09/19
FG Made	10	at Louisiana 02/26/20, vs Little Rock 02/22/20
FG Attempts	21	vs Little Rock 02/22/20
3FG Made	6	at Little Rock 02/08/20
3FG Attempts	9	at La.-Monroe 01/05/19
FT Made	13	vs Louisiana 02/05/21
FT Attempts	14	vs Louisiana 12/18/19, vs Louisiana 02/05/21

## 24 CALEB LONDON | G | 6-4 | 195 | Fr | Memphis, Tenn.

				Field Goals		3-Point		F-Throws		Rebounds										Scoring	
SEASON	TEAM	GP-GS	MIN/AVG	FG-FGA	FG%	3FG-3FGA	3FG%	FT-FTA	FT%	OFF	DEF	TOT	AVG	PF-FO	A	TO	BLK	STL	PTS	AVG	
2020-21	ASU	23-0	250/10.9	24-67	.358	1-8	.125	3-8	.375	13	25	38	1.7	36-0	10	13	4	9	52	2.3	
2021-22	ASU	2-0	24/12.0	2-7	.286	1-2	.500	0-1	.000	2	5	7	3.5	3-0	0	1	1	0	5	2.5	
TOTAL		25-0	274/10.9	26-74	.351	2-10	.200	3-9	.333	15	30	45	1.8	39-0	10	14	5	9	57	2.3	

### Single Game Highs

Statistic	Value	
Points	10	vs La.-Monroe 01/15/21
Rebounds	6	vs La.-Monroe 01/15/21
Assists	2	vs Crowley's Ridge 12/04/20, at UT Arlington 02/26/21
Steals	2	vs Champion Chris. 12/20/20, vs UT Arlington 01/30/21
Blocks	1	5 times
FG Made	5	vs La.-Monroe 01/15/21
FG Attempts	7	vs Champion Chris. 12/20/20
3FG Made	1	vs Champion Chris. 12/20/20, at Illinois 11/12/21
3FG Attempts	2	at Memphis 12/02/20, at La.-Monroe 01/02/21, at Illinois 11/12/21
FT Made	2	at Louisiana 01/23/21
FT Attempts	4	at Memphis 12/02/20





**50** ANTWON **JACKSON** | F | 6-7 | 280 | So | Las Vegas, Nev.

				Field Goals		3-Point		F-Throws		Rebounds									Scoring	
SEASON	TEAM	GP-GS	MIN/AVG	FG-FGA	FG%	3FG-3FGA	3FG%	FT-FTA	FT%	OFF	DEF	TOT	AVG	PF-FO	A	TO	BLK	STL	PTS	AVG
2019-20	ASU	32-1	433/13.5	33-66	.500	0-0	.000	33-54	.611	39	52	91	2.8	50-1	21	23	7	18	99	3.1
2020-21	ASU	24-6	340/14.2	21-54	.389	0-0	.000	22-35	.629	37	36	73	3.0	28-0	14	14	2	16	64	2.7
2021-22	ASU	19-0	250/13.2	23-53	.434	0-0	.000	22-27	.815	18	34	52	2.7	35-0	13	15	5	10	68	3.6
<b>TOTAL</b>		<b>75-7</b>	<b>1022/13.6</b>	<b>77-173</b>	<b>.445</b>	<b>0-0</b>	<b>.000</b>	<b>77-116</b>	<b>.664</b>	<b>94</b>	<b>122</b>	<b>216</b>	<b>2.9</b>	<b>113-1</b>	<b>48</b>	<b>52</b>	<b>14</b>	<b>44</b>	<b>231</b>	<b>3.1</b>

### Single Game Highs

Statistic	Value	
Points	11	vs Ark.-Pine Bluff 12/09/20
Rebounds	8	4 times
Assists	4	vs Crowley's Ridge 12/04/20
Steals	3	at Ole Miss 11/08/19, at Morehead St. 11/29/20
Blocks	1	14 times
FG Made	4	vs Omaha 12/03/19, at South Alabama 02/12/22
FG Attempts	7	vs Harding 11/09/21, vs Central Baptist 11/15/21
FT Made	8	at La.-Monroe 01/02/21
FT Attempts	12	vs Ark.-Pine Bluff 12/09/20



RECORD:	OVERALL	HOME	AWAY	NEUTRAL
ALL GAMES	6-6	4-1	2-5	0-0
CONFERENCE	6-6	4-1	2-5	0-0
NON-CONFERENCE	0-0	0-0	0-0	0-0

##	Player	gp-gs	min	avg	Total		3-Point		F-Throw		Rebounds				pf	dq	a	to	blk	stl	pts	avg
					fg-fga	fg%	3fg-fga	3fg%	ft-fa	ft%	off	def	tot	avg								
15	Omier,Norchad	12-12	397	33.1	88-138	.638	0-1	.000	54-74	.730	50	110	160	13.3	40	3	12	31	21	16	230	19.2
23	Eaton,Marquis	12-12	402	33.5	45-136	.331	17-53	.321	40-45	.889	3	27	30	2.5	30	0	40	34	1	12	147	12.3
03	Sills,Desi	11-11	351	31.9	48-112	.429	12-41	.293	23-31	.742	9	40	49	4.5	28	0	35	28	3	22	131	11.9
00	Fields,Caleb	12-12	384	32.0	28-89	.315	10-38	.263	23-29	.793	7	40	47	3.9	17	0	58	24	2	15	89	7.4
01	Davis,Markise	8-2	146	18.3	20-45	.444	3-12	.250	9-11	.818	11	9	20	2.5	20	0	6	4	3	3	52	6.5
02	Felts,Avery	11-1	171	15.5	20-39	.513	14-28	.500	3-6	.500	5	12	17	1.5	11	0	10	4	0	5	57	5.2
22	Wesley,Keyon	11-10	223	20.3	21-42	.500	0-0	.000	5-9	.556	9	21	30	2.7	17	0	11	12	1	6	47	4.3
13	Fantina,Mario	2-0	17	8.5	3-7	.429	2-5	.400	0-0	.000	0	3	3	1.5	0	0	0	0	0	1	8	4.0
10	Farrington,Malcolm	12-0	152	12.7	13-45	.289	11-40	.275	1-2	.500	2	14	16	1.3	5	0	6	5	1	3	38	3.2
50	Jackson,Antwon	10-0	122	12.2	10-20	.500	0-0	.000	7-8	.875	7	11	18	1.8	16	0	3	5	2	4	27	2.7
05	Willis,Christian	4-0	40	10.0	1-4	.250	0-3	.000	1-2	.500	0	3	3	0.8	1	0	1	2	0	1	3	0.8
11	Grbovic,Lazar	6-0	16	2.7	1-3	.333	0-0	.000	0-2	.000	0	0	0	0.0	3	0	0	1	0	0	2	0.3
21	Ndour,Cheikh	1-0	0	0.0	0-0	.000	0-0	.000	0-0	.000	0	0	0	0.0	0	0	0	0	0	0	0	0.0
12	Tingling,Nicolas	2-0	4	2.0	0-1	.000	0-1	.000	0-0	.000	0	0	0	0.0	0	0	2	0	0	0	0	0.0
Team											13	10	23					11				
Total.....		12	2425		298-681	.438	69-222	.311	166-219	.758	116	300	416	34.7	188	3	184	161	34	88	831	69.2
Opponents.....		12	2425		303-685	.442	80-220	.364	144-201	.716	108	296	404	33.7	198	-	142	160	45	79	830	69.2

TEAM STATISTICS	ASU	OPP
SCORING	831	830
Points per game	69.2	69.2
Scoring margin	+0.1	-
FIELD GOALS-ATT	298-681	303-685
Field goal pct	.438	.442
3 POINT FG-ATT	69-222	80-220
3-point FG pct	.311	.364
3-pt FG made per game	5.8	6.7
FREE THROWS-ATT	166-219	144-201
Free throw pct	.758	.716
F-Throws made per game	13.8	12.0
REBOUNDS	416	404
Rebounds per game	34.7	33.7
Rebounding margin	+1.0	-
ASSISTS	184	142
Assists per game	15.3	11.8
TURNOVERS	161	160
Turnovers per game	13.4	13.3
Turnover margin	-0.1	-
Assist/turnover ratio	1.1	0.9
STEALS	88	79
Steals per game	7.3	6.6
BLOCKS	34	45
Blocks per game	2.8	3.8
ATTENDANCE	7434	20233
Home games-Avg/Game	5-1487	7-2890
Neutral site-Avg/Game	-	0-0

Date	Opponent		Score	Att.
* 01/01/22	GA. SOUTHERN	W	74-56	1012
* 01/06/22	at Louisiana	Lot	77-83	2682
* 01/08/22	at La.-Monroe	W	90-83	2245
* 01/20/22	UT ARLINGTON	W	75-70	1161
* 01/22/22	TEXAS ST.	W	67-60	1716
* 01/27/22	at Appalachian St.	L	54-61	3045
* 01/29/22	at Coastal Carolina	W	73-66	1282
* 02/03/22	LA.-MONROE	L	59-60	1003
* 02/05/22	LOUISIANA	W	67-58	2542
* 02/10/22	at Troy	L	77-79	2917
* 02/12/22	at South Alabama	L	51-70	2674
* 02/17/22	at Texas St.	L	67-84	5388

\* = Conference game

\$ = CIT Eracism Invitational (Jonesboro, Ark.)

Score by Periods	1st	2nd	OT	Totals
Arkansas State	369	458	4	831
Opponents	414	406	10	830



RECORD:	OVERALL	HOME	AWAY	NEUTRAL
ALL GAMES	15-9	10-2	5-7	0-0
CONFERENCE	6-6	4-1	2-5	0-0
NON-CONFERENCE	9-3	6-1	3-2	0-0

#	Player	gp-gs	min	avg	Total		3-Point		F-Throw		Rebounds				pf	dq	a	to	blk	stl	pts	avg
					fg-fga	fg%	3fg-fga	3fg%	ft-fa	ft%	off	def	tot	avg								
15	Omier,Norchad	24-23	672	28.0	160-246	.650	1-3	.333	87-120	.725	97	187	284	11.8	81	6	26	64	47	33	408	17.0
03	Sills,Desi	23-22	676	29.4	109-240	.454	21-81	.259	61-85	.718	15	67	82	3.6	54	0	71	58	7	45	300	13.0
23	Eaton,Marquis	24-24	757	31.5	94-249	.378	32-94	.340	71-78	.910	7	59	66	2.8	53	0	83	63	6	23	291	12.1
00	Fields,Caleb	24-24	737	30.7	60-178	.337	16-56	.286	46-57	.807	15	75	90	3.8	35	0	113	52	2	29	182	7.6
01	Davis,Markise	20-6	352	17.6	48-96	.500	9-29	.310	20-26	.769	17	33	50	2.5	43	0	13	12	8	11	125	6.3
22	Wesley,Keyon	23-19	474	20.6	46-89	.517	0-0	.000	19-33	.576	30	56	86	3.7	41	0	22	24	1	13	111	4.8
10	Farrington,Malcolm	23-0	287	12.5	30-89	.337	25-79	.316	1-2	.500	6	20	26	1.1	14	0	12	9	3	7	86	3.7
02	Felts,Avery	18-1	254	14.1	23-46	.500	17-33	.515	3-6	.500	6	19	25	1.4	15	0	12	8	2	11	66	3.7
50	Jackson,Antwon	19-0	252	13.3	23-53	.434	0-0	.000	22-27	.815	18	34	52	2.7	35	0	13	15	5	10	68	3.6
24	London,Caleb	2-0	23	11.5	2-7	.286	1-2	.500	0-1	.000	2	5	7	3.5	3	0	0	1	1	0	5	2.5
11	Grbovic,Lazar	14-0	76	5.4	11-22	.500	1-2	.500	7-11	.636	6	9	15	1.1	13	0	1	3	1	0	30	2.1
05	Willis,Christian	16-1	193	12.1	12-37	.324	6-24	.250	1-7	.143	2	19	21	1.3	9	0	9	5	1	3	31	1.9
13	Fantina,Mario	9-0	42	4.7	5-13	.385	4-9	.444	0-0	.000	0	7	7	0.8	2	0	1	4	1	2	14	1.6
12	Tingling,Nicolas	8-0	20	2.5	1-2	.500	0-1	.000	4-4	1.000	0	3	3	0.4	4	0	7	4	0	0	6	0.8
21	Ndour,Cheikh	5-0	10	2.0	0-1	.000	0-0	.000	0-0	.000	0	2	2	0.4	2	0	1	1	0	0	0	0.0
Team											25	14	39				12					
Total.....		24	4825		624-1368	.456	133-413	.322	342-457	.748	246	609	855	35.6	404	6	384	335	85	187	1723	71.8
Opponents.....		24	4825		603-1394	.433	152-462	.329	291-423	.688	249	562	811	33.8	414	-	296	337	79	170	1649	68.7

TEAM STATISTICS	ASU	OPP	Date	Opponent	Score	Att.
SCORING	1723	1649	11/09/21	HARDING	w 81-55	1817
Points per game	71.8	68.7	11/12/21	at Illinois	L 53-92	14327
Scoring margin	+3.1	-	11/15/21	CENTRAL BAPTIST	w 90-63	1413
FIELD GOALS-ATT	624-1368	603-1394	11-19-21	at Southeast Missouri	w 72-60	1145
Field goal pct	.456	.433	\$ 11/26/21	MOREHEAD ST.	L 51-75	1132
3 POINT FG-ATT	133-413	152-462	\$ 11/28/21	KANSAS CITY	w 66-55	801
3-point FG pct	.322	.329	12/04/21	CENTRAL ARK.	w 95-82	951
3-pt FG made per game	5.5	6.3	12/08/21	at Ark.-Pine Bluff	w 84-73	3148
FREE THROWS-ATT	342-457	291-423	12/11/21	at Mississippi Val.	w 82-77	237
Free throw pct	.748	.688	12/14/21	at Texas Tech	L 62-75	12431
F-Throws made per game	14.3	12.1	12/19/21	AIR FORCE	w 68-46	945
REBOUNDS	855	811	12/21/21	LYON	w 88-66	615
Rebounds per game	35.6	33.8	* 01/01/22	GA. SOUTHERN	w 74-56	1012
Rebounding margin	+1.8	-	* 01/06/22	at Louisiana	Lot 77-83	2682
ASSISTS	384	296	* 01/08/22	at La.-Monroe	w 90-83	2245
Assists per game	16.0	12.3	* 01/20/22	UT ARLINGTON	w 75-70	1161
TURNOVERS	335	337	* 01/22/22	TEXAS ST.	w 67-60	1716
Turnovers per game	14.0	14.0	* 01/27/22	at Appalachian St.	L 54-61	3045
Turnover margin	+0.1	-	* 01/29/22	at Coastal Carolina	w 73-66	1282
Assist/turnover ratio	1.1	0.9	* 02/03/22	LA.-MONROE	L 59-60	1003
STEALS	187	170	* 02/05/22	LOUISIANA	w 67-58	2542
Steals per game	7.8	7.1	* 02/10/22	at Troy	L 77-79	2917
BLOCKS	85	79	* 02/12/22	at South Alabama	L 51-70	2674
Blocks per game	3.5	3.3	* 02/17/22	at Texas St.	L 67-84	5388
ATTENDANCE	15108	51521				
Home games-Avg/Game	12-1259	12-4293				
Neutral site-Avg/Game	-	0-0				

\* = Conference game  
\$ = CIT Eracism Invitational (Jonesboro, Ark.)

Score by Periods	1st	2nd	OT	Totals
Arkansas State	803	916	4	1723
Opponents	839	800	10	1649