A-STATE WOMEN'S BASKETBALL

CALEB GARNER, ASSISTANT DIRECTOR/ATHLETICS MEDIA RELATIONS • OFFICE: 870-972-2707 • CELL: 870-316-3382
EMAIL: RGARNER@ASTATE.EDU • MAILING ADDRESS: P.O. BOX 1000, STATE UNIVERSITY, AR, 72467

11 WNIT TOURNAMENT BIDS | 1993 NWIT CHAMPIONS | 2004, 2014 & 2016 SUN BELT CHAMPIONS

2019-20 SCHEDULE/RESULTS

OVERALL RECORD	11-17
SUN BELT CONFERENCE	8-9
NON-CONFERENCE	3-8
HOME	8-3
AWAY	3-13
NEUTRAL	0-1

Date	Rnk. (AP/USAT) A-State	Rnk. (AP/USAT) Opp		Opponent	TV/Stream	Time/Results
N6	**-/-**	**-/-**		**CENTRAL BAPTIST**	**Facebook**	**W, 88-63**
N9	-/-	-/-		at Tulsa	Hurricane Vision	L, 77-79
N13	**-/-**	**-/-**		**SOUTHEAST MISSOURI ST.**	**ESPN+**	**L, 67-79**
N22	-/-	19/20	!	at DePaul	DePaul All-Access	L, 64-109
N23	-/-	-/-	!	vs. North Carolina A&T	---	L, 50-55
N26	-/-	-/-		at Murray State	ESPN+	L, 62-77
N30	-/-	-/-		at San Diego State	MW Network	W, 71-62
D9	**-/-**	**-/-**		**ARKANSAS-PINE BLUFF**	**ESPN+**	**W, 81-60**
D14	-/-	-/-		at Memphis	GoTigersGo.com	L, 50-78
D18	-/-	7/5		at Baylor	ESPN+	L, 43-111
D29	-/-	-/-		at Louisiana Tech	C-USA-TV ($)	L, 54-67
J2	-/-	-/-	*	at UT Arlington	ESPN+	L, 44-71
J4	-/-	-/-	*	at Texas State	ESPN+	W, 56-53
J9	**-/-**	**-/-**	*	**GEORGIA STATE**	**ESPN+**	**W 70-68**
J11	**-/-**	**-/-**	*	**GEORGIA SOUTHERN**	**ESPN+**	**W 69-62**
J16	**-/-**	**-/-**	*	**APPALACHIAN STATE**	**ESPN+**	**W 76-58**
J18	-/-	-/-	*	at Little Rock	ESPN+	L 58-67
J23	-/-	-/-	*	at Louisiana	ESPN+	L 43-83
J25	**-/-**	**-/-**	*	**COASTAL CAROLINA**	**ESPN+**	**W 63-61**
F1	-/-	-/-	*	at ULM	ESPN+	W, 54-53
F6	-/-	-/-	*	at Georgia State	ESPN+	L 56-67
F8	-/-	-/-	*	at Georgia Southern	ESPN+	L 67-80
F13	**-/-**	**-/-**	*	**UT ARLINGTON**	**ESPN+**	**L, 62-89**
F15	**-/-**	**-/-**	*	**TEXAS STATE**	**ESPN+**	**L, 69-83**
F20	-/-	-/-	*	at South Alabama	ESPN+	L, 71-87
F22	-/-	-/-	*	at Troy	ESPN+	L, 64-79
F28	**-/-**	**-/-**	*	**LITTLE ROCK**	**ESPN+**	**W, 72-54**
M5	**-/-**	**-/-**	*	**SOUTH ALABAMA**	**ESPN+**	**W, 86-80**
M7	**-/-**	**-/-**	*	**TROY**	**ESPN+**	**4 P.M.**

All Times Central
Home Games In **BOLD CAPS**
! — Maggie Dixon Classic (Chicago, Ill.)
* — SBC Game
# — SBC Tournament (Campus Sites/New Orleans, La.)

FOLLOW THE RED WOLVES!

@AStateWB

@AStateWBB

/RedWolvesWBB

@AStateRedWolves

March 7, 2020 // 4 p.m. CT // First National Bank Arena // Jonesboro, Ark.

GAME 29

Arkansas State Red Wolves

2019-20 Record: 11-17
SBC Record: 8-9
Head Coach: Matt Daniel
Record at A-State: 11-17 (1st season)
Career Record: 154-152 (10th season)

Statistical Leaders:
Points: Jireh Washington - 13.0
Rebounds: Morgan Wallace - 7.9
Assists: Jireh Washington - 3.9

COMPARISON

63.8	PPG	79.8
38.0	FG%	38.1
28.7	3FG%	28.1
65.7	FT%	67.1
34.9	REBS/G	54.9
12.3	AST/G	13.3
9.4	STL/G	8.0
2.3	BLK/G	3.4
0.78	AST/TO	0.84

Troy Trojans

2019-20 Record: 24-4
SBC Record: 15-2
Head Coach: Chanda Rigby
Record at School: 144-103 (8th season)
Career Record: 373-202 (18th season)

Statistical Leaders:
Points: Japonica James - 13.3
Rebounds: Alexus Dye - 9.5
Assists: Jasmine Robinson - 3.1

FAST BREAK FACTS

- This is the 46th season of women's basketball at Arkansas State.
- Matt Daniel is in his first season at the helm of the Red Wolves' women's basketball program.
- Arkansas State has had three or more players score in double figures in 18 of its 28 games so far this season.
- In A-State's 11 wins, the Red Wolves have posted a 64.8% assist percentage (177 assists to 273 made baskets).
- Saturday's game vs. Troy is the second meeting of the season between the two teams.
- A-State is seeking its third straight win to end the regular season.

THE PROBABLES (BASED ON PREVIOUS GAMES)

JIREH WASHINGTON
PPG 13.0
APG 3.9
RPG 4.4
FG% 43.3%

MORGAN WALLACE
PPG 10.5
RPG 7.9
SPG 2.0
APG 2.2

MYA LOVE
PPG 2.8
RPG 2.2
SPG 0.8
FG% 34.8%

PAYTON TENNISON
PPG 7.2
RPG 2.2
FG% 38.7%
3FG% 35.8%

PEYTON MARTIN
PPG 12.4
RPG 5.7
SPG 1.4
FG% 46.2%

GAME INFORMATION

Date: Saturday, March 7, 2020
Tip-Off: 4 p.m. CT
Location: Jonesboro, Arkansas
Arena: First National Bank Arena
Radio: East Arkansas Broadcasters
95.3 FM The Ticket (Jonesboro)
970 AM/96.9 FM
Radio Talent: Keith Merritt (PxP)
TV: ESPN+
Talent: Brad Bobo (PxP)
CJ Pepper (Analyst)

THE SERIES

Series: A-State leads 14-11
Current Series Streak: Troy, 8
Daniel Record vs Troy: 0-1

WHAT'S INSIDE ...

Page 1: Schedule/Introduction
Page 2: Roster/Quick Facts
Page 3: Media Information
Page 4: TV/Radio Roster
Pages 5-13: Notes
Page 14: Sun Belt Conference at-a-glance
Pages 15-16: The Last Time It Happened
Page 16: 2019-20 Results
Page 17: Head Coach Matt Daniel
Pages 18-33: Player Bios
Page 34-38: 2019-20 Stats
Page 39-44: 2019-20 Box Scores
Page 45: Roster Notes

QUICK FACTS

THE BASICS
Location: Jonesboro, Arkansas
Founded: 1909
Enrollment: 14,085
Colors: Scarlet & Black
Nickname: Red Wolves
Conference: Sun Belt
System President: Dr. Charles Welch
Chancellor: Dr. Kelly Damphousse
Director of Athletics: Terry Mohajir
Senior Women's Admin: Amy Holt
Faculty Rep.: Dr. Karen McDaniel
Department Phone: 870-972-3880
Ticket Office Phone: 870-972-2781

COURT FACTS
Name: First National Bank Arena
Capacity: 10,563
Record in Arena: 323-111 (.744)
Largest Crowd: 10,892 vs Arkansas (3/24/05)

BASKETBALL HISTORY
First Year of Basketball: 1974-75
All-Time Record: 749-572 (.567)
NCAA Tournament Appearances: 0
WNIT Appearances: 11
Most Recent WNIT Appearances: 2015
WNIT Record: 14-10
Regular Season SBC Titles: 3
Most Recent Title: 2015-16
SBC Tournament Titles: 0

BASKETBALL STAFF
Head Coach: Matt Daniel
Alma Mater: Harding, 1998
Career Record: 154-152 (10th season)
School Record: 11-17 (First Season)
Associate Head Coach: Caronica Williams
Alma Mater: Central Arkansas, 2008
Assistant Coach: Destinee Rogers
Alma Mater: Central Arkansas, 2012
Graduate Assistant: Jessica Segraves
Strength Coach: Sha'hada Artberry
Athletic Trainer: Simone Rush

2018-19 REVIEW
Overall Record: 12-18
Sun Belt Record: 7-11
Sun Belt Finish: 9th
Starters Returning/Lost: 4/1
Letterwinners Returning/Lost: 10/4
Newcomers: 5
Roster Breakdown: 4 SR, 9 JR, 2 SO, 1 FR
Returning Scoring: 73 percent
Returning Rebounding: 71 percent
Returning Assists: 76 percent
Returning Steals: 73 percent
Returning Blocks: 76 percent
Returning Minutes: 70 percent

NUMERICAL ROSTER

No.	Name	Pos	Height	Class	Hometown/Last School
0	Jada Ford	G	5-8	Sr.	Muskogee, Okla. (Muskogee HS)
1	Jireh Washington	G	5-9	So.	Memphis, Tenn. (Central HS
2	Starr Taylor	G	5-6	Sr.	Jonesboro, Ark. (Jonesboro HS)
3	Morgan Wallace	G	5-10	Jr.	Little Rock, Ark. (Pulaski Academy)
4	Mya Love	G	5-8	Fr.	Jonesboro, Ark. (Nettleton HS)
5	Payton Tennison	G	5-11	Sr.	Valley Springs, Ark. (Valley Springs HS)
10	Jada Stinson	G	5-8	Jr.	Fayetteville, N.C. (Memphis)
13	Talia Roldan	F	6-4	Jr.	Merrillville, Ind. (UAB)
14	Hailee Erickson	G	5-5	Jr.	Alton, Mo. (Three Rivers CC)
21	Shameka Tubbs	F	6-0	RJr.	Tuscaloosa, Ala. (Labette CC)
22	Maggie Mahan	G	5-9	Jr.	Center Ridge, Ark. (Nemo Vista HS)
23	Trinitee Jackson	F	6-3	So.	Hopkinsville, Ky. (Christian County HS)
25	Kayla Williams	F	6-1	RJr.	Memphis, Tenn. (Wichita State)
35	Peyton Martin	F	5-11	Jr.	Pine Bluff, Ark. (Watson Chapel HS)
50	Madison Heckert	F	6-4	Sr.	Atwood, Tenn. (West Carroll HS)

ALPHABETICAL ROSTER

No.	Name	Pos	Height	Class	Hometown/Last School
14	Hailee Erickson	G	5-5	Jr.	Alton, Mo. (Three Rivers CC)
0	Jada Ford	G	5-8	Sr.	Muskogee, Okla. (Muskogee HS)
50	Madison Heckert	F	6-4	Sr.	Atwood, Tenn. (West Carroll HS)
23	Trinitee Jackson	F	6-3	So.	Hopkinsville, Ky. (Christian County HS)
4	Mya Love	G	5-8	Fr.	Jonesboro, Ark. (Nettleton HS)
22	Maggie Mahan	G	5-9	Jr.	Center Ridge, Ark. (Nemo Vista HS)
35	Peyton Martin	F	5-11	Jr.	Pine Bluff, Ark. (Watson Chapel HS)
13	Talia Roldan	F	6-4	Jr.	Merrillville, Ind. (UAB)
10	Jada Stinson	G	5-8	Jr.	Fayetteville, N.C. (Memphis)
2	Starr Taylor	G	5-6	Sr.	Jonesboro, Ark. (Jonesboro HS)
5	Payton Tennison	G	5-11	Sr.	Valley Springs, Ark. (Valley Springs HS)
21	Shameka Tubbs	F	6-0	RJr.	Tuscaloosa, Ala. (Labette CC)
3	Morgan Wallace	G	5-10	Jr.	Little Rock, Ark. (Pulaski Academy)
1	Jireh Washington	G	5-9	So.	Memphis, Tenn. (Central HS
25	Kayla Williams	F	6-1	RJr.	Memphis, Tenn. (Wichita State)

PRONUNCIATION GUIDE

MYA Love	MY-uh
Maggie MAHAN	MAY-han
TALIA ROLDAN	Tuh-LEE-uh Roll-DAHN
JIREH Washington	JYE-ruh

MEDIA INFORMATION

FACILITIES: Media facilities in First National Bank Arena consist of an area at floor level on the east side of the court for reporters, broadcasters and photographers, as well as a television-film booth locate high on the east side of the arena. There is also a Media Room located on the west side open to the press before, during and after games. Admittance to these areas is by special credential issued only by the A-State Athletics Media Relations Office.

CREDENTIALS: Credentials for home games are provided to those members of the media who are covering the game in a full working capacity. Requests with names should be submitted in writing on company letterhead. Passes will be mailed to valid applicants as long as time permits; otherwise, passes may be claimed at the Media Entrance on the east side of the arena (Lower Green Entrance). Spouses, dates, children and non-workers are NOT permitted in the media areas. Passes must be displayed at all times, and A-State reserves the right to revoke passes and privileges at any time due to misrepresentation or misconduct. Requests for road game credentials may be made through the A-State Media Relations Women's Basketball SID (Caleb Garner).

PARKING: A limited number of parking spaces are available to members of the media on a paved lot adjacent to the Media Entrance (Lower Green Entrance) on the east side of the arena, Lot "A". Display a parking pass to the working attendant for admittance. Parking is on a first-come, first-serve basis. All parking pass requests should be made to the Athletics Media Relations Office.

ENTRY: Media representatives with proper A-State issued credentials will be allowed entrance ONLY at the Media Entrance (Lower Green Entrance) on the east side of First National Bank Arena. This is also the main entry to the athletics offices and is adjacent to the Media parking area.

GAME SERVICES: Programs, notes, reference guides, statistical packets, and live statistics (Stat Broadcast) are provided. Complimentary light refreshments and food will be available before and throughout the game.

ATHLETICS MEDIA RELATIONS STAFF

Jerry Scott
Assistant A.D./Media Relations
Office: (870) 972-3405
Cell: (870) 243-6021
jscott@astate.edu

Mark Taylor
Associate Director
Office: (870) 972-3547
Cell: (870) 219-5705
martaylor@astate.edu

Caleb Garner (WBB SID)
Assistant Director
Office: (870) 972-2707
Cell: (870) 316-3382
rgarner@astate.edu

Miya Garrett
Assistant Director
Office: (870) 972-2541
Cell: (870) 882-4576
mgarrett@astate.edu

Primary Phone: (870) 972-2541
Mailing Address:
P.O. Box 1000, State University, AR 72467
Delivery Address:
217 Olympic Dr., Jonesboro, AR 72401

PHOTOGRAPHERS: Photographers are not allowed to shoot from in front of the team benches nor from the catwalk above the floor (for security, insurance and safety reasons). Along the end lines, photographers must stay behind the broken line and clear from the free throw lane. Credentials are required to shoot from courtside. Certified photographers of newspapers, magazines, wire services and TV stations must request passes in writing. No credentials will be issued to freelance photographers unless authorized by A-State Media Relations.

INTERVIEWS: Head Coach Matt Daniel will be available in the media room after each game, following a brief team meeting. A-State student-athletes will also be available by request at this time. The A-State women's basketball locker room is CLOSED to the media following games. To arrange for a student-athlete interview during the week, contact Caleb Garner, Assistant Athletic Media Relations Director at (870) 972-2707. All interviews must be approved by the head coach.

INJURY INFORMATION POLICY: A student-athlete's protected health information is protected by federal regulations under either the Health Information Portability and Accountability Act (HIPAA) or the Family Educational Rights and Privacy Act of 1974 (the Buckley Amendment) and may not be disclosed without either the student-athlete's authorization under HIPAA or their consent under the Buckley Amendment. Authorized/consented injury information pertaining to a student-athlete shall be released to the media through the Athletics Media Relations Department after being authorized by the athletic trainer. It's also appropriate in post-game or weekly press conferences for head coaches to announce team injury updates. It's the policy of the Department of Athletics to provide accurate information on injuries and not withhold injury information from the media. Team physicians may be available to offer explanation on injuries if requested by the athletic trainer. Any sideline or locker room report made to the media shall be made by an athletic trainer, team physician, or a media relations staff representative.

RADIO: Radio broadcasts of Red Wolves men's basketball will be on the EAB Red Wolves Sports Network and will also be available over the Internet. Keith Merritt is the exuberant "Voice of the Red Wolves". The visiting team's "official" radio station, as designated by the visitors' SID, will be permitted origination privileges. A courtesy line is provided courtside. Any questions regarding broadcasts or the use of facilities should be directed to Caleb Garner, Assistant Athletics Media Relations Director.

WEB ACCESS: Schedules, rosters, statistics, student-athlete bios, news, etc. are available on the official A-State Athletics website at www.AStateRedWolves.com and then click on women's basketball.

2019-20 ARKANSAS STATE RADIO/TV ROSTER (CLICK PHOTO FOR BIO)

JADA FORD
G • 5-9 • Sr. • Muskogee, Okla.

JIREH WASHINGTON
G • 5-9 • So. • Memphis, Tenn.

STARR TAYLOR
G • 5-6 • Sr. • Jonesboro, Ark.

MORGAN WALLACE
G • 5-10 • Jr. • Little Rock, Ark.

MYA LOVE
G • 5-8 • Fr. • Jonesboro, Ark.

PAYTON TENNISON
G • 5-11 • Sr. • Valley Springs, Ark.

JADA STINSON
G • 5-8 • Jr. • Fayetteville, N.C.

TALIA ROLDAN
F • 6-4 • Jr. • Merrillville, Ind.



HAILEE ERICKSON
G • 5-5 • Jr. • Alton, Mo.

SHAMEKA TUBBS
F • 6-0 • RJr. • Tuscaloosa, Ala.

MAGGIE MAHAN
G • 5-9 • Jr. • Center Ridge, Ark.

TRINITEE JACKSON
F • 6-3 • So. • Hopkinsville, Ky.

KAYLA WILLIAMS
F • 6-1 • RJr. • Memphis, Tenn.

PEYTON MARTIN
F • 5-11 • Jr. • Pine Bluff, Ark.

MADISON HECKERT
F • 6-4 • Sr. • Atwood, Tenn.

MATT DANIEL
Head Coach (First Year)

CARONICA WILLIAMS
Assoc. Head Coach (First Year)

DESTINEE ROGERS
Assistant Coach (First Year)

NATIONAL POLLS

AP Top 25 (as of March 2)

RK	TEAM	W-L	PTS	PREV
1	South Carolina (27)	29-1	747	1
2	***Baylor (2)***	***27-1***	***713***	***2***
3	Oregon (1)	28-2	700	3
4	Louisville	27-3	641	5
5	UConn	25-3	618	6
6	Maryland	25-4	615	7
7	Stanford	25-5	550	4
8	UCLA	25-4	541	9
9	Mississippi State	25-5	489	10
10	N.C. State	25-4	459	8
11	Northwestern	26-3	450	14
12	Gonzaga	28-2	447	11
13	Arizona	23-6	372	13
14	Oregon State	22-8	331	17
15	Texas A&M	22-7	293	12
16	Kentucky	21-7	259	15
17	South Dakota	27-2	254	20
18	***DePaul***	***25-5***	***247***	***16***
19	Iowa	23-6	232	18
20	Indiana	23-7	211	22
21	Princeton	24-1	153	23
22	Florida State	22-7	142	19
23	Missouri State	24-4	104	21
24	Arizona State	20-10	75	24
25	Arkansas	22-7	44	RV

Others receiving votes: Duke 16, Rutgers 10, Old Dominion 7, Cent Michigan 7, TCU 6, Virginia Tech 4, Marquette 4, James Madison 2, Tennessee 2, Texas 2, LSU 2, Florida Gulf Coast 1.

USA Today Coaches Poll (March 3)

RK	TEAM	W-L	PTS	PREV
1	South Carolina (23)	29-1	789	1
2	***Baylor (6)***	***27-1***	***765***	***2***
3	Oregon (3)	28-2	749	3
4	UConn	26-3	690	4
5	Louisville	27-3	674	5
6	Maryland	25-4	629	7
7	UCLA	25-4	584	8
8	Stanford	25-5	582	6
9	Mississippi State	25-5	526	9
10	N.C. State	25-4	488	11
11	Gonzaga	28-2	480	10
12	South Dakota	27-2	400	12
13	Northwestern	26-3	396	19
14	Arizona	23-6	363	13
15	Oregon State	22-8	351	18
16	***DePaul***	***25-5***	***283***	***15***
17	Princeton	24-1	254	21
18	Kentucky	21-7	250	16
19	Texas A&M	22-7	246	14
20	Iowa	23-6	206	20
21	Missouri State	24-4	197	17
22	Indiana	23-7	180	24
23	Florida State	22-7	100	22
24	Florida Gulf Coast	28-3	57	23
25	Arizona State	20-10	47	RV

Others receiving votes: Arkansas 44; Old Dominion 23; Central Michigan 12; Alabama 8; ***Troy 7***; TCU 7; ***Coastal Carolina 3***; Marquette 2; James Madison 2; Duke 2; Dayton 2; Stony Brook 1; Rutgers 1.

KNOW THE FOE: TROY

- Troy enters Saturday's showdown on a five-game winning streak, and looking to lock up the Sun Belt regular-season crown. The Trojans are currently tied atop the league standings with Coastal Carolina at 15-2. Troy most recently topped Little Rock by a score of 70-54 on Thursday at the Jack Stephens Center in Little Rock.
- The Trojans are the nation's top rebounding team at nearly 55 boards per game led by Alexus Dye, who averages 9.5 rebounds per contest, which ranks third in the conference. Troy also leads in defensive rebounding, averaging 32.7 per game with a nation-best rebound margin of +15.5. Troy is tops in the nation at getting to the free-throw line at 726 attempts, converting 487 of them, which leads the league and ranks second nationally. The Trojans are the conference's best scoring squad, averaging 79.8 points per game, which ranks 12th in the NCAA, shooting at a 38.1 percent clip.
- Troy is led in scoring by Japonica James, who averages 13.3 points to lead three players who average double-digits. Jasmine Robinson averages 11.6 per game while Alexus Dye chips in 10.0 per game on average. Robinson's 87 assists lead the squad while James has swiped a team-high 44 steals. James is the team's top shooter with a 55.8 percent mark while Amber Rivers is the team's top three-point threat at 32.3 percent.
- Arkansas State has played Troy 26 times in the history of the two programs dating back to 2006, with A-State holding a 14-11 lead in the overall series and a 6-3 edge in Jonesboro. The Trojans have won the last eight meetings, most recently claiming a 79-64 decision on February 22 at Trojan Arena. A full breakdown of the series can be found on page 12.

AN ARKANSAS STATE WIN WOULD ...

- Give the Red Wolves their 12th win of the season and a strong chance at the No. 6 seed in the Sun Belt Conference Tournament.
- Hand the Scarlet and Black its ninth home win of the year
- Even the season series vs. Troy and break an eight-game skid against the Trojans
- Mark a three-game winning streak
- Give A-State its ninth Sun Belt win of the year, two more than last season's total.
- Be better than a loss.

SENIOR LEADERSHIP

- Arkansas State is honoring four seniors - Jada Ford, Madison Heckert, Starr Taylor and Payton Tennison - who have been a part of the program for all four years, all of whom have played at least 90 games and three playing over 100.

COMEBACK KIDS

- Five of Arkansas State's 11 wins have come after facing deficits of seven or more. Four of those five were deficits of 10 or greater.
- Before coming back from down 21 to defeat South Alabama on March 5, A-State's biggest deficit overcome this year was a 15-point comeback win over Georgia State. The Red Wolves also battled back from an 11-point halftime deficit to oust ULM on 2/1.

GENERAL WASHINGTON LEADING THE 'PACK

- No, this note isn't about the first President of the United States who also happens to grace the $1 bill. But it is about Arkansas State guard Jireh Washington, who leads the Red Wolves in scoring (13.0/game) and assists (3.9), while also ranking second on the squad in steals per game (1.5), FG percentage (43.3%) and third in rebounding average (4.4).
- Washington has scored in double figures in 20 games this season, while dishing out five or more assists 12 times.

GOTTA GET (BACK ON THE WINNING TRACK) ON FRIDAY

- While the header may have been a lame attempt at a parody of Rebecca Black's (only) hit song "Friday," Arkansas State halted a season-long six-game losing streak with a strong win over in-state rival Little Rock on February 28 - defeating the Trojans by 18 . . . the largest margin of victory for A-State in the series since 2014.

"STEAL MY SUNSHINE"

- Arkansas State ranks first in the Sun Belt Conference in total steals (264) and steals per game (9.43).
- Morgan Wallace ranks fourth in the league in steals per game (1.96) and total steals (52).
- The Red Wolves have swiped **10 or more steals in 17 games**, including 12 of their last 17 games. A-State has tallied **13 or more steals eight times** this season.

TURNOVERS, ANYONE?

- Arkansas State has forced double-digit turnovers in all but two games this season, including **at least 15 takeaways 19 times (nine games with 20 or more)**.
- The Red Wolves have turned the ball over 15 times or fewer in 15 games this year, including a season-low six on Feb. 22 at Troy and 10 times or less seven times.
- When A-State wins, it averages 13.5 turnovers allowed per game with a turnover margin of +4.8 while boasting an assist/turnover ratio of 1.2.

A-STATE'S RECORD WHEN...

	2019-20
Scoring First	3-5
Opponent Scores First	8-12
Leads at Halftime	7-3
Trails at Halftime	4-14
Is Tied at Halftime	0-0
Leading after Regulation	10-0
Shoots 45% or better from field	5-2
Shoots less than 45% from field	6-15
Opp. shoots less than 45% from field	11-8
Opp. shoots 45% or better from field	0-9
Outrebounds the opponent	4-2
Ties the opponent in rebounds	0-0
Outrebounded by the opponent	7-15
Fewer (or ties) TOs than opponent	9-7
More TOs than opponent	2-10
Holds opponents to 65 points or less	9-1
In games decided by 10 points or less	7-3
In games decided by one point	1-0

A-STATE'S RECORD IN...

	2019-20
All Games	11-17
Home Games	8-3
Road Games	3-13
Neutral-sites	0-1
Non-SBC Games	3-8
Non-SBC Home Games	2-1
Non-SBC Road Games	1-6
Non-SBC Neutral-site Games	0-1
SBC Games	8-9
SBC Home Games	6-2
SBC Road Games	2-7
SBC Tournament	0-0
November Games	2-5
December Games	1-3
January Games	5-3
February Games	2-6
March Games	1-0
April Games	0-0
Monday Games	1-0
Tuesday Games	0-1
Wednesday Games	1-1
Thursday Games	3-5
Friday Games	1-1
Saturday Games	5-7
Sunday Games	0-1
Overtime Games	1-0
Games vs. Ranked Opponents	0-2

"TWINKLE, TWINKLE LITTLE STAR[R]"

- That may be a nursery rhyme, but this note is not about that. It's about senior Starr Taylor, who scored a season-high 12 points in A-State's comeback win over South Alabama. Taylor started the second half and has seen action in all but two of Arkansas State's games in her four-year career.

#TEAM1STWINS

- The Red Wolves are among the least selfish teams in the Sun Belt Conference, ranking sixth in the league in assists per game (12.32) and seventh in total assists (350). Jireh Washington ranks fifth in the league in assists per game (3.86) and total assists (108).
- In A-State's 11 wins, the Red Wolves have posted 177 assists to 273 made baskets for a 64.8% assist percentage.
- When A-State is victorious, three players average in double figures: Jireh Washington (14.1), Peyton Martin (13.3) and Morgan Wallace (12.0). Wallace also nearly averages a double-double at 9.9 rebounds per game in those 11 wins.
- The Red Wolves have posted an assist percentage greater than 65 percent in seven games this season (70+ percent three times), the highest coming against Appalachian State (79.3 percent), which was the best since posting an 85-percent mark last season vs. ULM. That matches the total from 2013-14 when A-State posted a mark of 70 percent or better three times.

~MO~ KNOWS BASKETBALL

- Bo Jackson may know basketball (and track and baseball and football), but so does Arkansas State junior guard Morgan Wallace.
- After starting the season as one of the team's primary rebounding threats and not so much a scorer, tallying only 16 points through the first three games, Morgan Wallace lit up the stat sheet at the Maggie Dixon Classic en route to All-Tournament honors.
- Wallace scored 37 points in the two games (career-high 21 at DePaul) while bringing down 12 rebounds.
- This season, Wallace leads the team in minutes played per game (34.19) as well as rebounding (7.93), the latter which leads all guards in the conference and ranks fifth in the league overall. Wallace also ranks fourth in the league in steals per game (1.96) and total steals (53). In minutes played per game, Wallace ranks fourth in the conference entering Friday's game, while her 163 defensive rebounds ranks second in the conference (6.04 per game).
- On Jan. 9 vs. Georgia State, Wallace led the charge with a double double at 21 points and 11 boards. She has hauled in 7+ rebounds in 16 games, including seven games with 10 or more. In A-State's 11 wins, Wallace nearly averages a double-double at 12.0 points per game and 9.9 rebounds. Wallace posted another double-double the next week vs. Appalachian State (13 points, 10 rebounds).
- Wallace's third double of the year came in A-State's comeback triumph over South Alabama on March 5, securing 14 points and 12 rebounds.

A-STATE GAME-BY-GAME STARTERS

Opponent	G	G	G	G/F	G/F	Record
CBC	Washington	Tennison	Wallace	Tubbs	Martin	1-0
at Tulsa	Washington	Tennison	Wallace	Tubbs	Martin	1-1
SEMO	Washington	Tennison	Wallace	Ford	Martin	1-2
at DePaul	Washington	Tennison	Wallace	Ford	Martin	1-3
N.C. A&T	Washington	Tennison	Wallace	Williams	Martin	1-4
at Murray State	Washington	Tennison	Wallace	Williams	Martin	1-5
at San Diego State	Washington	Mahan	Ford	Wallace	Tubbs	2-5
UAPB	Washington	Mahan	Ford	Wallace	Tubbs	3-5
at Memphis	Washington	Mahan	Ford	Wallace	Martin	3-6
at Baylor	Washington	Ford	Wallace	Tubbs	Martin	3-7
at Louisiana Tech	Washington	Tennison	Wallace	Ford	Martin	3-8
at UT Arlington	Washington	Ford	Wallace	Williams	Martin	3-9
at Texas State	Washington	Ford	Wallace	Williams	Martin	4-9
GEORGIA STATE	Washington	Ford	Wallace	Williams	Martin	5-9
GA. SOUTHERN	Washington	Ford	Wallace	Williams	Martin	6-9
APP STATE	Washington	Ford	Wallace	Williams	Martin	7-9
at Little Rock	Washington	Ford	Wallace	Williams	Martin	7-10
at Louisiana	Washington	Ford	Wallace	Williams	Martin	7-11
COASTAL CARO.	Washington	Taylor	Love	Wallace	Martin	8-11
at ULM	Washington	Taylor	Love	Wallace	Martin	9-11
at Georgia State	Washington	Taylor	Love	Wallace	Martin	9-12
at Ga. Southern	Washington	Williams	Wallace	Martin	Tubbs	9-13
UT ARLINGTON	Washington	Ford	Williams	Wallace	Martin	9-14
TEXAS STATE	Washington	Ford	Love	Williams	Tubbs	9-15
at South Alabama	Washington	Wallace	Love	Williams	Martin	9-16
at Troy	Washington	Ford	Tennison	Wallace	Martin	9-17
LITTLE ROCK	Washington	Tennison	Love	Wallace	Martin	10-17
SOUTH ALABAMA	Washington	Tennison	Love	Wallace	Martin	11-17
TROY	-	-	-	-	-	-

BREAKING DOWN THE RED WOLVES

Double-Doubles:	2019-20	Career
Morgan Wallace	3	7
Peyton Martin	1	5
Jireh Washington	1	1
Trinitee Jackson	1	1

Double-Figure Scoring:	2019-20	Career
Peyton Martin	18	45
Jada Ford	11	38
Jireh Washington	18	33
Morgan Wallace	17	32
Payton Tennison	9	26
Starr Taylor	1	14
Jada Stinson	-	13
Kayla Williams	2	6
Madison Heckert	-	6
Trinitee Jackson	2	3
Mya Love	2	2

20-Plus Point Games:	2019-20	Career
Peyton Martin	2	10
Jada Ford	-	10
Jireh Washington	6	8
Morgan Wallace	1	2
Payton Tennison	1	2
Starr Taylor	-	1

30-Plus Point Games:	2019-20	Career
Jada Ford	-	1

10+ Rebounds:	2019-20	Career
Morgan Wallace	7	11
Peyton Martin	2	7
Trinitee Jackson	1	1
Jireh Washington	1	1

5+ Assists:	2019-20	Career
Jireh Washington	12	21
Starr Taylor	-	11
Jada Stinson	-	4
Payton Tennison	-	3
Morgan Wallace	1	1

5+ Steals:	2019-20	Career
Peyton Martin	1	1
Jireh Washington	1	1
Payton Tennison	1	1
Jada Ford	-	1

How A-State's First Points Were Scored

Layup....11
3-Pointer....8
Jumper....7
Free Throw....2

Consecutive Free Throws Made (active)

9....Jireh Washington
7....Payton Tennison
5....Mya Love
5....Maggie Mahan
3....Morgan Wallace
2....Madison Heckert
2....Trinitee Jackson
1....Jada Ford
1....Kayla Williams

Career Games Played

118....Starr Taylor
111....Payton Tennison
102....Jada Ford
97....Madison Heckert
74....Peyton Martin
73....Morgan Wallace
61 (29 at Wichita State)....Kayla Williams
58 (at Memphis)....Jada Stinson
58....Jireh Washington
56....Trinitee Jackson
43....Maggie Mahan
35 (at UAB)....Talia Roldan
27....Shameka Tubbs
24....Mya Love
10....Hailee Erickson

Career Games Started

59....Morgan Wallace
57....Peyton Martin
54....Jireh Washington
51....Starr Taylor
42....Payton Tennison
40....Jada Ford
30 (at Memphis)....Jada Stinson
29 (15 at Wichita State)....Kayla Williams
8....Madison Heckert
7....Shameka Tubbs
7....Mya Love
3....Maggie Mahan

Consecutive Games Started (Must Have Played)

45....Jireh Washington
31....Morgan Wallace
19....Peyton Martin
3....Payton Tennison
2....Mya Love

Points Leader

22....Jada Ford
22....Peyton Martin
17....Jireh Washington
7....Payton Tennison
6....Morgan Wallace
4....Starr Taylor
2....Madison Heckert
2....Kayla Williams
1....Trinitee Jackson

Rebounding Leader

26....Morgan Wallace
25....Peyton Martin
6....Jireh Washington
5....Trinitee Jackson
3....Starr Taylor
2....Madison Heckert
2....Payton Tennison

Assists Leader

40....Jireh Washington
27....Starr Taylor
17....Payton Tennison
13....Morgan Wallace
6....Jada Ford
2....Maggie Mahan
1....Mya Love
1....Peyton Martin
1....Kayla Williams

LAST TIME OUT

Official Basketball Box Score - Final
South Alabama at Arkansas State
03/05/20 First National Bank Arena, Jonesboro, Ark.
2019-20 Women's Basketball

Game Time: 7:00 PM
Game Duration: 1:41
Attendance: 519
Officials: Jody Cantrell, Kristen Bell, Molly Caldwell

South Alabama - 80 Record: 13-16 (8-9)

NO.	Name		Min	FG M-A	3P M-A	FT M-A	Rebounds OR	DR	TOT	Fouls PF	FD	TP	AS	TO	ST	Blocks BS	BA	+/-
22	Jaylen Mallard	F	19:03	1-1	0-0	0-0	2	3	5	1	1	2	0	3	0	0	0	17
35	Antoinette Lewis	C	28:45	6-6	0-0	4-7	4	6	10	2	6	16	2	3	0	3	0	-12
2	Shaforia Kines	G	34:52	4-14	2-8	0-0	2	5	7	2	1	10	3	1	1	0	1	-10
12	Damaya Telemaque	G	30:29	8-16	3-7	0-0	2	4	6	3	1	19	4	2	0	1	0	5
14	Savannah Jones	G	37:34	7-15	5-11	2-2	1	5	6	4	1	21	4	1	2	0	0	-3
25	Kennedi Centers		32:12	2-11	2-3	1-2	4	4	8	1	2	7	4	4	0	0	0	-17
45	Devyn Lowe		07:48	0-2	0-2	1-2	0	0	0	3	1	1	0	2	0	0	0	-10
4	Mahogany Vaught		05:08	1-3	0-0	0-0	1	2	3	0	0	2	1	0	1	0	1	4
3	Jayla Morrow		04:09	0-1	0-0	2-2	0	1	1	0	1	2	1	0	1	0	0	-4
Team							0	0	0			0		0				
Totals				29-69	12-31	10-15	16	30	46			80	19	16	5	4	2	-6

Technical Fouls::NONE

	Shooting By Period		
1st	FG%	10-20	50.0%
	3PT%	4-10	40.0%
	FT%	2-4	50%
2nd	FG%	7-16	43.8%
	3PT%	4-6	66.7%
	FT%	3-4	75%
3rd	FG%	7-16	43.8%
	3PT%	1-5	20.0%
	FT%	3-5	60%
4th	FG%	5-17	29.4%
	3PT%	3-10	30.0%
	FT%	2-2	100%
GM	FG%	29-69	42.0%
	3PT%	12-31	38.7%
	FT%	10-15	66.7%

Dead Ball Rebounds: 1, 0

Arkansas State - 86 Record: 11-17 (8-9)

NO.	Name		Min	FG M-A	3P M-A	FT M-A	Rebounds OR	DR	TOT	Fouls PF	FD	TP	AS	TO	ST	Blocks BS	BA	+/-
35	Peyton Martin	F	28:04	4-7	0-1	0-1	3	2	5	2	2	8	0	3	4	0	1	-2
1	Jireh Washington	G	25:19	7-11	2-3	4-4	0	2	2	2	3	20	3	0	3	0	0	2
3	Morgan Wallace	G	33:07	4-8	1-2	5-6	1	11	12	2	4	14	4	0	1	0	0	7
4	Mya Love	G	18:57	0-4	0-0	0-0	2	2	4	3	1	0	1	1	0	0	2	-1
5	Payton Tennison	G	34:40	5-13	5-12	0-0	0	5	5	0	1	15	5	2	1	2	1	5
23	Trinitee Jackson		09:38	2-5	0-0	2-2	2	4	6	2	2	6	0	1	1	0	0	8
2	Starr Taylor		17:58	6-9	0-0	0-0	3	1	4	2	2	12	0	1	1	0	0	5
0	Jada Ford		23:06	3-11	2-9	0-0	0	0	0	1	0	8	2	0	0	0	0	7
25	Kayla Williams		06:53	0-1	0-0	0-0	0	0	0	0	0	0	0	0	0	0	0	-1
21	Shameka Tubbs		02:18	1-2	0-0	1-2	0	1	1	0	1	3	1	0	0	0	0	0
Team							0	0	0			0		1				
Totals				32-71	10-27	12-15	11	28	39	14	16	86	16	9	11	2	4	6

Technical Fouls::NONE

	Shooting By Period		
1st	FG%	5-18	27.8%
	3PT%	4-8	50.0%
	FT%	2-2	100%
2nd	FG%	5-16	31.3%
	3PT%	1-5	20.0%
	FT%	3-4	75%
3rd	FG%	10-20	50.0%
	3PT%	1-6	16.7%
	FT%	3-5	60%
4th	FG%	12-17	70.6%
	3PT%	4-8	50.0%
	FT%	4-4	100%
GM	FG%	32-71	45.1%
	3PT%	10-27	37.0%
	FT%	12-15	80.0%

Dead Ball Rebounds: 1, 0

	USA	ASU
Biggest lead	21 (3rd 5:23)	6 (4th 0:16)
Best Scoring Run	13 (1st 4:58)	9 (4th 0:16)
Lead Changes	1	
Times Tied	1	
Time with Lead	37:50	01:11

Points from	USA	ASU
Turnovers	12	18
Paint	30	42
Second Chance	11	15
Fast Breaks	6	23
Bench	12	29

Period by Period Scoring	1st	2nd	3rd	4th	TOT
USA	26	21	18	15	80
ASU	16	14	24	32	86

Arkansas State 86, South Alabama 80
March 5, 2020 - Jonesboro, Arkansas

- Arkansas State battled back from a 21-point third-quarter deficit to defeat South Alabama 86-80 on Thursday night.
- Four Red Wolves scored in double-figures, led by Jireh Washington, who scored 16 of her 20 points in the fourth quarter. Washington scored 16 of A-State's final 19 points, the lone outlier being Jada Ford's go-ahead three with 1:11 to go.
- The Red Wolves outscored the Jaguars 47-20 after USA attained its 21-point lead, shooting nearly 60 percent in the second half.

SUN BELT CONFERENCE OPENERS

- Since joining the Sun Belt Conference prior to the 1991-92 season, Arkansas State has amassed a 19-10 record in league openers. When opening league play at home, A-State is 12-3, while going 7-7 if the first game of conference play is on the road.
- In SBC home openers, A-State is 23-6 overall and has won eight in a row after defeating Georgia State on Thursday.
- The Red Wolves entered the season having won seven straight league lid-lifters and eight of their last nine.
- In road openers, A-State is 15-12 and won six straight prior to this season's loss to UT Arlington.

DO YOU BELIEVE IN [MYA] LOVE?

- Arkansas State rookie Mya Love made the most of her first collegiate start on Jan. 25 vs. Coastal Carolina, helping A-State to a 63-61 win over the Chanticleers with a career-best stat line of 15 points on 6-of-10 shooting (2-of-2 from three), seven rebounds and three steals. She also played a season-high 32 minutes
- Love had scored no more than five points in a game this season prior to that.
- In a start vs. Little Rock, Love matched her career-best with 15 points on a perfect 4-of-4 from the field (2-of-2 from three) and 5-of-5 from the free-throw line.

"WE'RE THE THREE BEST FRIENDS THAT ANYBODY COULD HAVE"

- So far this season, Arkansas State has had three or more players record double-digit scoring in 18 of its 28 games.
- A-State had three or more players score in double figures in 19 of the Red Wolves' 30 games last season.
- Since the 2012-13 season, Arkansas State is 94-46 (.671) when three or more players score in double figures.
- "...and we'll never ever ever ever ever leave each other."

PROVIDING A SPARK

- After starting the first six games of the year, Payton Tennison has come off the bench for the Red Wolves for four games before starting at LA Tech, but embraced the Sixth Woman role. In her first two games in reserve action, Tennison was one of the team's top scoring threats, combining for 29 points on 10-of-13 from the field, including a stellar 7-of-10 from three-point range.
- On Feb. 6 at Georgia State, Tennison posted 18 points off the bench on six three-pointers.

"STRING MUSIC!"

- The Red Wolves proved to be lethal from long range to open the season vs. CBC, knocking down 15 treys on 32 attempts. The 15 made tied a program-best while the 32 tries shattered the school record.
- Payton Tennison (8-of-11) and Jada Ford (4-of-9) combined for 12 of those 15 scores, with Tennison draining seven straight to open the contest. Kayla Williams (2-of-2) and Hailee Erickson (1-of-6) also contributed to the record night.
- Ford and Tennison continued to be clutch from three at Tulsa, both hitting a pair of late threes to aid in A-State's 18-point comeback.
- In the Red Wolves' 11 wins, the team has shot 35.7 percent from three (86-of-241), with Payton Tennison owning a clip of 50.9 percent (27-of-53).

TAKE IT TO THE BANK!

- Arkansas State has amassed a 323-111 (.744) overall mark in 32-plus seasons at First National Bank Arena.
- In home openers, the Red Wolves own a stellar 40-6 mark and have won 18 of their last 19 after defeating Central Baptist in the opener.
- The Red Wolves have done an impressive job of defending homecourt this season, owning an 8-3 mark in the friendly confines. Two of those three losses have come to teams with 18 or more wins (UT Arlington and SEMO).

FORD TOUGH

- Jada Ford climbed into A-State's top 10 in three-point shooting this season. The senior from Muskogee, Oklahoma, is now **fourth all-time in three-pointers made (185)**. This season, Ford has hit a three-pointer in **24 straight games and 26 of 28 games.**
- Ford ranks second on the team in double-figure scoring games (37) while tying for the team lead with 10 20-point outings. In fact, the Red Wolves tend to do well on the scoreboard when Ford scores 20 or more, owning a **9-1** record in those 10 performances.
- Ford is also climbing the charts for single-season three-point attempts, ranking third with 202 attempts from deep this season.
- A breakdown of the respective Top 10 lists is on page 9.

"I'M NOT USUALLY ONE FOR CHARITY (STRIPE VISITS)..."

- The Red Wolves were among the nation's best at getting to the free-throw line in 2018-19, topping the Sun Belt Conference in both free throw attempts (744) and free throws made (495). Those marks ranked sixth and 15th nationally.
- This season, through 28 games, A-State has seemingly continued that trend of getting to the stripe, ranking fifth in the league (82nd nationally) with 545 free-throw attempts. According to HerHoopStats.com, the Red Wolves rank 33rd nationally (out of 351 teams) in Free Throw Rate (% of two-point scoring attempts including all free throw trips that result in a free throw trip) with a 19.7 percent clip.
- Additionally, HerHoopStats.com ranks the Red Wolves 68th nationally in percentage of points from free throws (20.2%). Defensively, the Red Wolves hold opponents to a 14.5 percent clip in that area, which ranks 29th nationally.
- Peyton Martin ranks sixth in the league (111th nationally) at getting to the line, attempting 135 free throws this season while Jireh Washington ranks seventh in the conference with 135 attempts.

MILESTONE WATCH

- Ford eclipsed the 800-point mark for her career vs. Georgia State (1/9), and leads all active A-State players with 900 career points. Ford is also one three-pointer away from tying A-State great Sonja Tate for fourth all-time in that category.
- Peyton Martin reached the 700-point mark with 17 vs. Georgia Southern (1/11) and then reached 800 points on Feb. 13 vs. UT Arlington. She is currently second on the team with 837 career points scored.
- Starr Taylor played in her 100th game as a Red Wolf on 12/14 at Memphis. Taylor has played in all but two games over her three-plus seasons at Arkansas State. Payton Tennison also reached the century mark at Little Rock on 1/18, while Jada Ford reached 100 games played on Feb. 22 at Troy.

NOT A BAD START . . .

- In the season-opening win vs. Central Baptist, Arkansas State brought down a whopping 64 rebounds, which was the fourth-most in a single game in program history and the most since 2009.

MID-MAJOR TOP 25

RK	TEAM	W-L	PTS	PREV
1	South Dakota (17)	27-2	760	1
2	Princeton (10)	24-1	730	2
3	Gonzaga (4)	27-2	724	3
4	James Madison	23-4	647	7
5	Marist	23-4	607	8
6	Missouri State	24-4	592	5
7	Florida Gulf Coast	27-3	577	4
8	Drake	21-7	572	9
9	***Coastal Carolina***	***24-3***	***540***	***10***
10	Central Michigan	22-5	507	6
11	Rider	23-4	462	13
12	IUPUI	21-8	396	17
13	South Dakota State	21-9	365	18
14	***Troy***	***23-4***	***330***	***16***
15	Stony Brook	26-3	312	11
16	Bethune-Cookman	22-5	239	19
17	Drexel	21-7	232	12
18	Montana State	21-6	214	20
19	BYU	18-10	212	22
20	Bucknell	22-6	181	23
21	Belmont	21-8	168	24
22	Ohio	18-10	141	14
23	Bradley	20-7	108	21
24	Stephen F. Austin	22-5	75	25
25	San Diego	19-10	67	RV

Others receiving votes: UT Martin 59, North Alabama 54, Abilene Christian 51, Penn 34, Green Bay 20, Campbell 19, Ball State 18, ***Southeast Missouri State 12***, ***UTA 10***, Columbia 9, Texas A&M Corpus Christi 9, UC Davis 7, Kent State 5, Portland 5, Yale 3, Illinois State 1, Wright State 1.

A-State's Record By Lineup

Washington, Mahan, Ford, Wallace, Tubbs	2-0
Washington, Wallace, Tennison, Love, Martin	2-0
Washington, Taylor, Love, Wallace, Martin	2-1
Washington, Ford, Wallace, Williams, Martin	5-3
Washington, Tennison, Wallace, Tubbs, Martin	1-1
Washington, Mahan, Ford, Wallace, Martin	0-1
Washington, Ford, Wallace, Tubbs, Martin	0-1
Washington, Williams, Wallace, Martin, Tubbs	0-1
Washington, Tennison, Wallace, Williams, Martin	0-2
Washington, Tennison, Wallace, Ford, Martin	0-4
Washington, Ford, Love, Williams, Tubbs	0-1
Washington, Wallace, Love, Williams, Martin	0-1

A NEW ERA BEGINS

- Matt Daniel was hired on March 29 following Brian Boyer's 20-year tenure at the helm of the program.
- Daniel, a Jonesboro native, most recently spent five years as head coach at Marshall, where he led the Herd to the postseason for the first time ever.
- Before his stint at Marshall, Daniel pulled off one of the biggest turnarounds in NCAA history at Central Arkansas, improving by 15 games from Year 1 to Year 2.

#NOTFIGHTINGALONE

- This season, the Arkansas State women's basketball team is wearing special shooting shirts with embroidered "WA" patches in memory of Wendy Anderson, the late wife of A-State football coach Blake Anderson who lost a courageous battle with cancer in August.

NCAA RPI Rankings (3/3)

Team (Result)	Record	NCAA RPI
ARKANSAS STATE	***10-17***	***254***
Central Baptist (W)	-	N/A (NAIA)
Tulsa (L)	9-20	245
SEMO (L)	22-7	111
DePaul (L)	25-5	19
N.C. A&T (L)	17-8	154
Murray State (L)	13-14	229
San Diego State (W)	13-17	239
UAPB (W)	5-21	327
Memphis (L)	13-16	201
Baylor (L)	27-1	4
Louisiana Tech (L)	13-14	272
UT Arlington (L/L)	18-10	105
Texas State (W/L)	12-15	252
Georgia State (W/L)	8-20	313
Georgia Southern (W/L)	9-19	300
Appalachian State (W)	10-18	246
Little Rock (L/W)	11-16	202
Louisiana (L)	16-11	186
Coastal Carolina (W)	25-3	82
ULM (W)	3-24	348
South Alabama (L/W)	13-15	238
Troy (L/-)	***23-4***	***43***

"BACK IN [SCARLET &] BLACK"

- A-State brings back 70 percent or better in minutes (70 percent), rebounding (71 percent), steals (73 percent), scoring (73 percent), assists and blocks (76 percent).
- The Red Wolves return four players who started at least half of the 30 games in 2018-19: Peyton Martin (30 starts), Jireh Washington (26), Morgan Wallace (24) and Payton Tennison (19).

[NATURAL] STATE OF MIND

- Arkansas State's 2019 roster features six players from the state of Arkansas, including two local products from Jonesboro (Starr Taylor and Mya Love). Maggie Mahan (Center Ridge), Peyton Martin (Pine Bluff), Payton Tennison (Valley Springs) and Morgan Wallace (Little Rock) are the other four Natural State products.
- That total ties Arkansas for the most among the five Division I programs in the state.

MARTIIIIIIN!

- After earning third-team all-conference honors as a sophomore a year ago, junior forward Peyton Martin was tabbed Third Team All-Sun Belt Conference in the preseason coaches' poll.
- Martin led the Red Wolves in scoring (13.7) and rebounding (6.3) while also leading in blocks (0.6).

HAPPY BIRTHDAY TO YOU

- Six individuals within the Arkansas State women's basketball program have birthdays either on game day or during a game week in the regular season. A breakdown of basketball season birthdays is below:

Name	Birthday
Destinee Rogers	Nov. 8
Talia Roldan	Dec. 16
Simone Rush (athletic trainer)	Dec. 19
Hailee Erickson	Feb. 1*
Matt Daniel	Feb. 9
Peyton Martin	March 7*
Madison Heckert	March 23
Starr Taylor	March 26

* - occurs on game day

CAREER WATCH

THREE-POINT FIELD GOALS MADE

	player	years	field goals
1	Amber Abraham	2001-06	242 (605 att.)
2	Danielle Featherston	1993-96	238 (699 att.)
3	Julie Hagood	1997-00	189 (486 att.)
4	**Jada Ford**	**2016-pr.**	**184 (563 att.)**
5	Sonja Tate	1990-93	183 (530 att.)
6	Rudy Sims	2004-07	159 (442 att.)
7	Ali Carter	2003-07	149 (446 att.)
8	Caroline Starr	2006-09	148 (431 att.)
9	Hanna Qedan	2011-14	142 (394 att.)
10	**Payton Tennison**	**2016-pr.**	**138 (409 att.)**

THREE-POINT FIELD GOAL ATTEMPTS

	player	years	attempts
1	Danielle Featherston	1993-96	699
2	Amber Abraham	2001-06	605
3	**Jada Ford**	**2016-pr.**	**563**
4	Sonja Tate	1990-93	530
5	Julie Hagood	1997-00	486
6	Ali Carter	2003-07	446
7	Rudy Sims	2004-07	442
8	Caroline Starr	2006-09	431
9	**Payton Tennison**	**2016-pr.**	**409**
10	NeNe Hurst	2008-12	407

SINGLE-SEASON PLAYER RECORDS

THREE-POINT FIELD GOAL ATTEMPTS

	Player	Year	No.
1	Sonja Tate	1992-93	263
2	Danielle Featherston	1995-96	210
3	***Jada Ford***	***2019-20***	***202***
4	Jessica Flanery	2015-16	195
5	Danielle Featherston	1994-95	193
6	Amber Abraham	2005-06	179
	Danielle Featherston	1993-94	179
8	Khadija Brown-Haywood	2015-16	174
9	Natalie Goodall	2000-01	173
10	Amber Abraham	2002-03	170

"YOU NEED TO CALM DOWN"

- The Red Wolves drew 22 fouls in the season opener vs. Central Baptist, with Trinitee Jackson drawing a bulk of those - leading the way with 10 fouls drawn.

"57 CHANNELS [AND NOTHIN' ON]"

- The Red Wolves' 2019-20 schedule features 21 games on ESPN+, including non-conference games vs. Southeast Missouri, Arkansas-Pine Bluff and Baylor along with every Sun Belt Conference showdown.

"NOTHING ELSE MATTERS"

- This section of the game notes is reserved for random, possibly useless, information. Occasionally it will be a space in which the author of these game notes will drop some knowledge.
- Arkansas State has scored in 1,321 consecutive games.
- The Red Wolves are undefeated when outscoring their opponent.
- A-State has utilized 12 different lineup combinations through 28 games. You can find each lineup's record this season on the previous page.
- Don't forget to Spring Forward for Daylight Savings Time! Did you know that Benjamin Franklin was actually half-joking when he suggested it? Now we know why people hate it. IT'S CONFUSING!
- Did you know that DST is also a health hazard, despite some of its other benefits.

NEVER SCARED

- The Red Wolves took on on two of college basketball's elite in 2019, traveling to Chicago on Nov. 22 for the Maggie Dixon Classic, where they faced perennial NCAA contender DePaul.
- Nearly a month later, A-State took on reigning NCAA champion Baylor in Waco. The Bears earned the No. 2 spot in the preseason AP poll, earning three first-place votes.
- A-State faces six teams that finished the 2018-19 season inside the top 100 in the NCAA RPI:

2018-19 Final RPI

Rank	Team	Rank	Team
2	Baylor	76	UT Arlington
18	DePaul	92	Troy
61	Little Rock	98	South Alabama

WE'RE COMIN' TO YOUR CITAYYYY

- Big n' Rich (and the College Game Day crew) would be impressed with how much Arkansas State has traveled in the 2019-20 season, as A-State's schedule features 17 games away from the friendly confines of First National Bank Arena, with 12 at home (3 non-SBC, 9 SBC).
- That total is the most since the 2016-17 team played 18 games in the regular season away from Jonesboro.
- Below is a breakdown of approximate mileage the Red Wolves are traveling this season:

Road Trip	*Miles (Approx.)*	*Road Trip*	*Miles (Approx.)*
Tulsa, Okla.	375	Statesboro, Ga.	658
Chicago, Ill.	509	Mobile, Ala.	449
Murray, Ky.	174	Troy, Ala.	445
San Diego, Calif.	1,807		
Memphis, Tenn.	69		
Waco, Texas	544		
Ruston, La.	301		
Arlington, Texas	469		
San Marcos, Texas	675		
Little Rock, Ark.	134		
Lafayette, La.	505		
Monroe, La.	306		
Atlanta, Ga.	450		

RED WOLVES IN THE CLASSROOM

Player	Major
#0 Jada Ford	Sport Management
#1 Jireh Washington	Sport Management
#2 Starr Taylor	Exercise Science
#3 Morgan Wallace	General Studies
#4 Mya Love	Biology
#5 Payton Tennison	Health Sciences
#10 Jada Stinson	Criminal Justice
#13 Talia Roldan	General Studies
#14 Hailee Erickson	General Education
#21 Shameka Tubbs	General Studies
#22 Maggie Mahan	Environmental Biology
#23 Trinitee Jackson	Undecided
#25 Kayla Williams	Exercise Science
#35 Peyton Martin	Broadcast Journalism
#50 Madison Heckert	Exercise Science

LEADS, DEFICITS & BEST RUNS

OPPONENT	*LEAD*	*DEFICIT*	*BEST RUN*
CBC (W)	37	2	16-0
@ Tulsa (L)	3	18	9-0
SEMO (L)	-	19	10-0
@ DePaul (L)	-	49	5-0
vs. N.C. A&T (L)	14	12	14-0
@ Murray St. (L)	1	19	8-0
@ San Diego St. (W)	13	5	10-0
UAPB (W)	29	10	16-0
@ Memphis (L)	4	29	6-0
@ Baylor (L)	-	69	5-0
@ La. Tech (L)	14	15	10-0
@ UT Arlington (L)	-	27	10-0
@ Texas State (W)	7	4	8-0
Georgia State (W)	4	15	9-0
Georgia Southern (W)	7	7	11-0
App. State (W)	25	3	11-0
@ Little Rock (L)	5	13	10-0
@ Louisiana (L)	2	40	7-0
Coastal Carolina (W)	11	3	7-0
@ ULM (W)	8	11	10-0
@ Georgia State (L)	10	13	6-0
@ Ga. Southern (L)	4	26	7-0
UT Arlington (L)	-	29	6-0
Texas State (L)	-	19	8-0
@ South Alabama (L)	-	23	8-0
@ Troy (L)	7	19	8-0
Little Rock (W)	22	4	15-0
South Alabama (W)	6	21	9-0

FREE THROW PROFICIENCY

AND-ONE *(free throw to complete 3 or 4 point play)*

#	*Player*	*FT-FTA*	*PCT*
0	Jada Ford	4-4	1.000
1	Jireh Washington	15-22	.681
2	Starr Taylor		
3	Morgan Wallace	5-8	.625
4	Mya Love	3-4	.750
5	Payton Tennison		
14	Hailee Erickson		
21	Shameka Tubbs	3-4	.750
22	Maggie Mahan		
23	Trinitee Jackson	2-8	.250
25	Kayla Williams		
35	Peyton Martin	12-15	.800
50	Madison Heckert		
	Team	**44-65**	**.677**

CRUNCH TIME *(final 2 minutes within 10 points and in overtime)*

#	*Player*	*FT-FTA*	*PCT*
0	Jada Ford	6-7	.857
1	Jireh Washington	14-18	.778
2	Starr Taylor		
3	Morgan Wallace	9-9	1.000
4	Mya Love		
5	Payton Tennison	1-2	.500
14	Hailee Erickson		
21	Shameka Tubbs		
22	Maggie Mahan		
23	Trinitee Jackson		
25	Kayla Williams		
35	Peyton Martin	3-3	1.000
50	Madison Heckert		
	Team	**33-39**	**.838**

A-State In The NCAA/Sun Belt Rankings

Statistic	National Rank	Conference Rank	Value	National Leader	Value	Conference Leader	Value
Assist Turnover Ratio (348 ranked)	199	6	0.78	Oregon	1.88	UT Arlington	1.08
Assists (348 ranked)	238	7	345	Baylor	648	UT Arlington	496
Assists Per Game (348 ranked)	222	6	12.3	Baylor	22.3	UT Arlington	17.1
Blocked Shots (348 ranked)	283	8	63	South Carolina	253	South Alabama	133
Blocked Shots Per Game (348 ranked)	280	8	2.3	South Carolina	8.4	South Alabama	4.6
Defensive Rebounds per Game (29 ranked)				Troy	32.7	Troy	32.7
Fewest Fouls (345 ranked)	130	4	473	UConn	328	Appalachian St.	432
Fewest Turnovers (348 ranked)	140	4	442	Penn	300	Louisiana	389
Field-Goal Percentage (348 ranked)	261	9	38.0	Oregon	50.7	Coastal Carolina	44.1
Field-Goal Percentage Defense (348 ranked)	323	12	43.4	Baylor	30.9	Coastal Carolina	35.0
Free Throw Attempts (348 ranked)	82	5	545	Troy	726	Troy	726
Free Throws Made (348 ranked)	123	5	358	Denver	495	Troy	487
Free-Throw Percentage (348 ranked)	274	9	65.7	William & Mary	81.4	Coastal Carolina	75.4
Offensive Rebounds per Game (30 ranked)				Troy	22.1	Troy	22.1
Personal Fouls Per Game (348 ranked)	174	4	16.9	UConn	11.3	Appalachian St.	15.4
Rebound Margin (348 ranked)	327	12	-7.0	Troy	15.5	Troy	15.5
Rebounds (348 ranked)	299	9	976	Troy	1,536	Troy	1,536
Rebounds Per Game (348 ranked)	275	9	34.86	Troy	54.86	Troy	54.86
Scoring Defense (348 ranked)	324	12	72.7	Princeton	47.7	UT Arlington	59.6
Scoring Margin (348 ranked)	302	10	-8.9	Baylor	31.3	Coastal Carolina	17.2
Scoring Offense (348 ranked)	205	7	63.8	Oregon	86.0	Troy	79.8
Steals (348 ranked)	80	1	264	Alcorn	421	Arkansas St.	264
Steals Per Game (348 ranked)	65	1	9.4	Alcorn	14.5	Arkansas St.	9.4
Three Pt FG Defense (348 ranked)	311	11	34.0	Old Dominion	23.6	Coastal Carolina	27.1
Three-Point Field Goals Attempted (149 ranked)	117	2	595	FGCU	1,086	South Alabama	701
Three-Point Field Goals Made (348 ranked)	164	4	171	FGCU	370	South Alabama	233
Three-Point Field Goals Per Game (348 ranked)	152	4	6.1	FGCU	11.9	South Alabama	8.0
Three-Point Field-Goal Percentage (348 ranked)	276	8	28.7	UConn	39.8	Coastal Carolina	33.7
Turnover Margin (348 ranked)	140	4	1.04	FGCU	10.61	Louisiana	3.96
Turnovers Forced (348 ranked)	128	5	16.82	Alcorn	26.72	Louisiana	17.86
Turnovers Per Game (348 ranked)	172	4	15.8	FGCU	10.5	Louisiana	13.9
Won-Lost Percentage (348 ranked)	250	7	39.3	South Carolina	96.7	Coastal Carolina	89.3

Statistic	Player	National Rank	Conference Rank	Value	National Leader	Value	Conference Leader	Value
Assist Turnover Ratio (250 ranked)					Kelly Campbell, DePaul	5.90	Terryn Milton, UT Arlington	2.37
Assists (147 ranked)					Sabrina Ionescu, Oregon	272	Kennedy Taylor, Texas St.	158
Assists Per Game (250 ranked)	Jireh Washington	142	5	3.9	Sabrina Ionescu, Oregon	9.1	Kennedy Taylor, Texas St.	5.9
Blocked Shots (143 ranked)					Sara Hamson, BYU	133	Shaquanda Miller-McCray, Georgia St.	70
Blocked Shots Per Game (250 ranked)					Sara Hamson, BYU	4.75	Shaquanda Miller-McCray, Georgia St.	2.50
Defensive Rebounds per Game (30 ranked)					Ellie Harmeyer, Belmont	9.9	Naheria Hamilton, Coastal Carolina	7.2
Double Doubles (42 ranked)					Ellie Harmeyer, Belmont	23	Antoinette Lewis, South Alabama	14
Field Goal Attempts (148 ranked)					Vivian Gray, Oklahoma St.	557	Kyra Collier, Little Rock	428
Field Goals Made (149 ranked)					Chelsey Perry, UT Martin	271	Marie Benson, UT Arlington	193
Field-Goal Percentage (250 ranked)					Monika Czinano, Iowa	69.9	Aja Blount, Coastal Carolina	55.7
Final Points (200 ranked)					Chelsey Perry, UT Martin	707	DJ Williams, Coastal Carolina	505
Free Throw Attempts (148 ranked)	Peyton Martin Jireh Washington	111 135	6 7	135 129	Ellie Harmeyer, Belmont	243	DJ Williams, Coastal Carolina	197
Free Throws Made (148 ranked)					Ellie Harmeyer, Belmont	195	DJ Williams, Coastal Carolina	151
Free-Throw Percentage (250 ranked)					Jaylyn Agnew, Creighton	94.9	Aja Blount, Coastal Carolina	89.0
Minutes Played (150 ranked)					Dor Saar, Maine	1211:10	Kyra Collier, Little Rock	1070:38
Minutes Played Per Game (150 ranked)					Katie Nelson, Boston U.	39.42	Kyra Collier, Little Rock	38.24
Offensive Rebounds per Game (30 ranked)					Rodjanae Wade, UNLV	5.6	Antoinette Lewis, South Alabama	5.0
Points Per Game (248 ranked)					Stella Johnson, Rider	24.5	DJ Williams, Coastal Carolina	18.7
Rebounds (150 ranked)					Ila Lane, UC Santa Barbara	378	Antoinette Lewis, South Alabama	290
Rebounds Per Game (250 ranked)	Morgan Wallace	137	5	7.9	Ila Lane, UC Santa Barbara	13.0	Antoinette Lewis, South Alabama	10.0
Steals (145 ranked)					Stephanie Karcz, Loyola Maryland	141	DJ Williams, Coastal Carolina	65
Steals Per Game (250 ranked)	Morgan Wallace	138	4	1.96	Stephanie Karcz, Loyola Maryland	5.04	DJ Williams, Coastal Carolina	2.41
Three-Point Field Goals Attempted (147 ranked)	Jada Ford	41	1	202	Taylor Robertson, Oklahoma	298	Jada Ford, Arkansas St. Savannah Jones, South Alabama	202 202
Three-Point Field Goals Made (145 ranked)	Jada Ford	145	3	57	Taylor Robertson, Oklahoma	127	Savannah Jones, South Alabama	75
Three-Point Field Goals Per Game (248 ranked)	Jada Ford Payton Tennison	138 207	3 5	2.04 1.85	Taylor Robertson, Oklahoma	4.38	Savannah Jones, South Alabama	2.59
Three-Point Field-Goal Percentage (153 ranked)	Jada Ford	152	3	28.2	Abi Scheid, Northwestern	48.6	Savannah Jones, South Alabama	37.1
Triple Doubles (3 ranked)					Sabrina Ionescu, Oregon	8	DJ Williams, Coastal Carolina	1

SUPERLATIVES

2019-20 MARGIN OF VICTORY/DEFEAT

Margin	*1*	*2*	*3*	*4*	*5*	*6*	*7*	*8*	*9*	*10*	*11-14*	*15-19*	*20-24*	*25-29*	*30-34*	*35+*
Victory	1	2	1	-	-	1	1	-	1	-	-	2	1	1	-	-
Defeat	-	1	-	-	1	-	-	-	1	-	5	3	-	3	-	3

Most First Quarter Points

A-State	28	vs. Appalachian State (1/16/20)
Opponent	45	DePaul (11/22/19)

Fewest First Quarter Points

A-State	3	at UT Arlington (1/2/20)
Opponent	6	Georgia State (2/6/20)

Most Second Quarter Points

A-State	25	vs. UAPB (12/9/19)
Opponent	28	Baylor (12/18/19)

Fewest Second Quarter Points

A-State	0	at Louisiana Tech (12/29/19)
Opponent	10	Texas State (1/4/20)

Largest Halftime Lead

A-State	19	2x: Last vs. App State (1/16/20)
Opponent	39	Baylor (12/18/19)

Most Third Quarter Points

A-State	28	2x, Last vs. Little Rock (2/28)
Opponent	27	2x, Last: Baylor (12/18/19)

Fewest Third Quarter Points

A-State	5	vs. N.C. A&T (11/23/19)
Opponent	5	2x: Last, ULM (2/1/20)

Most Fourth Quarter Points

A-State	32	vs. South Alabama (3/5/20)
Opponent	27	Georgia State (2/6/20)

Fewest Fourth Quarter Points

A-State	8	2x: Last at Louisiana (1/23/20)
Opponent	10	N.C. A&T (11/23/19)

Largest Margin of Victory

A-State	25	vs. Central Baptist (11/6)
Opponent	68	Baylor (12/18/19)

SPECIALTY STATS

OPPONENT	*PAINT*	*OFF TURNOVER*	*2ND CHANCE*	*FAST BREAK*	*BENCH POINTS*
Central Baptist	26/28	13/24	14/12	28/0	35/12
Tulsa	44/38	5/16	23/9	9/8	16/17
SEMO	34/38	11/11	12/15	4/6	15/9
at DePaul	38/52	16/48	2/26	17/16	21/52
vs. N.C. A&T	18/32	19/26	6/12	8/13	22/26
at Murray State	36/32	13/23	14/18	6/12	19/4
at San Diego State	34/22	23/21	9/7	11/6	29/16
Arkansas-Pine Bluff	42/28	30/17	11/8	14/20	42/8
at Memphis	20/34	13/28	6/19	4/10	22/33
at No. 7/5 Baylor	20/48	5/37	12/15	3/20	8/34
at Louisiana Tech	28/26	34/26	9/18	25/14	5/35
at UT Arlington	24/34	15/23	6/12	15/6	6/27
at Texas State	16/12	22/5	11/3	8/5	11/9
Georgia State	34/12	23/2	11/9	15/4	4/14
Georgia Southern	32/32	15/15	6/24	8/11	21/15
Appalachian State	26/20	14/15	9/5	3/13	19/20
at Little Rock	34/40	15/23	1/0	6/9	10/2
at Louisiana	20/24	12/19	0/15	4/8	16/42
Coastal Carolina	34/32	16/8	11/8	9/8	12/24
at ULM	28/22	15/12	9/4	2/4	19/7
at Georgia State	22/26	12/14	11/10	6/7	28/22
at Georgia Southern	36/30	27/19	2/16	20/9	12/30
UT Arlington	24/32	10/20	4/21	12/5	16/23
Texas State	34/26	15/12	9/10	11/8	23/23
at South Alabama	30/32	26/9	13/2	10/18	30/18
at Troy	26/60	15/4	9/17	10/22	19/41
Little Rock	30/26	23/9	14/8	2/2	13/9
South Alabama	42/30	18/12	15/11	23/6	29/12

A-STATE RECORD WHEN

A-State Scores:

59 and Under	2-8
60-69	2-7
70-79	4-2
80-89	3-0
90-99	0-0
100+	0-0

The Opponent Scores:

59 and under	4-1
60-69	6-3
70-79	0-6
80-89	1-5
90-99	0-0
100+	0-2

A-State Shoots:

under 35%	3-7
35-39%	1-5
40-44%	2-3
45-49	4-1
50%+	1-1

The Opponent Shoots:

under 35%	1-1
35-39%	7-0
40-44%	3-8
45-49	0-3
50%+	0-5

A-State Free Throws:

under 60%	1-6
60-69%	4-6
70-79%	3-3
80%+	3-2

Opponent Free Throws:

under 60%	1-4
60-69%	4-3
70-79%	5-6
80%+	1-4

A-State outshoots opponent	7-7
A-State outshot by opponent	4-10
Same	0-0

A-State Has:

More rebounds	4-2
Less rebounds	7-15
Even rebounds	0-0
Players foul out	1-6

SERIES HISTORY

- Saturday is Arkansas State's 26th all-time meeting with Troy, the 10th in Jonesboro, where A-State owns a 6-3 lead in the series.
- A-State has dropped the last eight meetings in the series, five of them by double digits.
- Saturday's game is the second of two meetings between the teams in 2019-20 over a stretch of three games, with Troy taking a 15-point win on Feb. 22.
- Morgan Wallace nearly averages a double-double against the Trojans in two games against them, averaging 13.0 points and 9.0 rebounds

SERIES RESULTS

A-State vs Troy
All-Time Series
A-State leads 14-11 (6-3 in Jonesboro)

YEAR	SCORE	LOCATION	YEAR	SCORE	LOCATION
2/4/06	W 76-65	Troy	3/9/17	L 73-105	New Orleans
3/2/06	W 68-62	Murfreesboro	2/8/18	L 78-95	Troy
1/13/07	L 55-76	Troy	1/12/19	L 79-87	Troy
1/20/08	W 66-48	Jonesboro	2/9/19	L 55-68	Jonesboro
2/4/09	L 69-74	Troy	2/22/20	L 69-74	Troy
2/27/10	L 69-75	Jonesboro			
3/6/10	W 60-54	Hot Springs			
2/19/11	W 83-69^{OT}	Troy			
2/15/12	W 62-39	Jonesboro			
1/24/13	W 87-74	Troy			
2/23/13	W 71-59	Jonesboro			
1/8/14	W 74-65	Jonesboro			
2/1/14	W 83-65	Troy			
1/22/15	W 82-76	Troy			
1/31/15	W 91-72	Jonesboro			
12/30/15	W 101-81	Jonesboro			
2/6/16	W 94-80	Troy			
3/11/16	L 89-96	New Orleans			
1/21/17	L 75-83	Jonesboro			
3/2/17	L 77-90	Troy			

LAST MEETING

Official Basketball Box Score - Final
Arkansas St. at Troy
02/22/20 Trojan Arena, Troy
2019-20 Women's Basketball

Game Time: 10:00 PM
Game Duration: 1:45
Attendance: 2,120

Officials: Eric Baker, Karleena Tobin, Randy Robertson

Arkansas St. - 64 **Record: 9-17 (6-9)**

NO.	Name		Min	FG M-A	3P M-A	FT M-A	Rebounds OR	DR	TOT	Fouls PF	FD	TP	AS	TO	ST	Blocks BS	BA	+/-
35	Peyton Martin	F	21:38	2-7	0-1	3-4	2	4	6	4	5	7	3	3	1	0	1	-4
00	Jada Ford	G	32:25	4-12	2-9	1-2	1	0	1	2	1	11	0	1	2	0	1	-12
1	Jireh Washington	G	13:14	1-9	1-5	1-2	1	0	1	3	1	4	1	0	1	0	0	-4
3	Morgan Wallace	G	40:00	3-11	1-4	5-7	0	5	5	4	4	12	2	1	0	0	1	-15
5	Payton Tennison	G	34:17	4-12	1-7	2-2	0	6	6	2	1	11	2	0	2	2	2	-7
2	Starr Taylor		26:46	2-8	0-2	0-2	0	0	0	1	1	4	2	1	2	0	1	-11
50	Madison Heckert		04:27	1-1	1-1	0-0	0	1	1	1	0	3	0	0	0	0	0	-8
4	Mya Love		13:18	2-10	1-2	1-2	3	0	3	3	1	6	0	0	3	0	2	-11
21	Shameka Tubbs		10:44	2-4	0-0	0-2	3	1	4	2	1	4	0	0	0	0	0	4
23	Trinitee Jackson		03:11	1-3	0-0	0-0	0	0	0	0	0	2	0	0	0	0	0	-7
Team							2	8	10			0		0				
Totals				22-77	7-31	13-23	12	25	37	22	15	64	10	6	11	2	8	-15

Technical Fouls::NONE

Shooting By Period		
1st FG%	6-16	37.5%
3PT%	2-6	33.3%
FT%	5-8	62.5%
2nd FG%	4-21	19.0%
3PT%	2-8	25.0%
FT%	0-2	0%
3rd FG%	5-18	27.8%
3PT%	2-9	22.2%
FT%	3-6	50%
4th FG%	7-22	31.8%
3PT%	1-8	12.5%
FT%	5-7	71.4%
GM FG%	22-77	28.6%
3PT%	7-31	22.6%
FT%	13-23	56.5%

Dead Ball Rebounds: 6, 0

Troy - 79 **Record: 22-4 (13-2)**

NO.	Name		Min	FG M-A	3P M-A	FT M-A	Rebounds OR	DR	TOT	Fouls PF	FD	TP	AS	TO	ST	Blocks BS	BA	+/-
25	Alexus Dye	F	24:35	10-14	0-0	3-7	5	14	19	0	5	23	0	1	0	2	0	18
32	Kate Rodgers	F	13:29	1-4	0-0	0-0	3	2	5	3	1	2	0	2	0	0	0	-7
1	Kayla Robinson	G	25:46	1-6	0-2	4-5	2	5	7	1	2	6	6	1	0	0	0	2
4	Jasmine Robinson	G	28:44	1-11	0-7	0-0	1	0	1	2	2	2	6	5	0	0	0	23
12	Harriet Winchester	G	24:26	2-5	1-4	0-0	4	6	10	1	2	5	6	2	0	1	0	9
5	Tyasia Moore		16:42	4-6	0-0	0-2	2	5	7	1	2	8	1	2	1	3	0	9
20	Japonica James		25:08	12-18	0-0	1-3	2	6	8	2	6	25	0	1	1	0	2	11
40	Amber Rivers		11:48	0-5	0-3	2-2	0	2	2	3	1	2	0	0	0	1	0	-4
14	Tiyah Johnson		08:59	1-3	1-3	1-2	0	1	1	1	1	4	0	2	0	1	0	-4
10	Janiah Sandifer		13:49	0-3	0-2	0-0	1	4	5	0	0	0	2	1	0	0	0	18
0	Emely Rosario		05:51	1-1	0-0	0-0	0	0	0	1	0	2	2	1	0	0	0	0
2	Shawnta Shaw		00:43	0-0	0-0	0-0	0	0	0	0	0	0	0	0	0	0	0	0
Team							2	2	4			0		0				
Totals				33-76	2-21	11-21	22	47	69	15	22	79	23	18	2	8	2	15

Technical Fouls::NONE

Shooting By Period		
1st FG%	7-24	29.2%
3PT%	0-10	0.0%
FT%	3-5	60%
2nd FG%	9-14	64.3%
3PT%	0-1	0.0%
FT%	1-2	50%
3rd FG%	10-17	58.8%
3PT%	1-3	33.3%
FT%	5-9	55.6%
4th FG%	7-21	33.3%
3PT%	1-7	14.3%
FT%	2-5	40%
GM FG%	33-76	43.4%
3PT%	2-21	9.5%
FT%	11-21	52.4%

Dead Ball Rebounds: 6, 0

	ASU	TROY
Biggest lead	7 (1st 1:40)	19 (4th 3:48)
Best Scoring Run	8(1st 5:06)	10(2nd 7:06)
Lead Changes	4	
Times Tied	4	
Time with Lead	08:13	28:41

Points from	ASU	TROY
Turnovers	15	4
Paint	26	60
Second Chance	9	17
Fast Breaks	10	22
Bench	19	41

Period by Period Scoring	1st	2nd	3rd	4th	TOT
ASU	19	10	15	20	64
TROY	17	19	26	17	79

Troy 79, Arkansas State 64
February 22, 2020 - Troy, Alabama

TROY, Ala. (2/22/20) - Despite giving up a season-low six turnovers while forcing 18, the Arkansas State women's basketball team dropped a tough 79-64 decision at Troy Saturday afternoon at Trojan Arena.

Three players scored in double figures for the Red Wolves (9-17, 6-9 SBC) and every player that saw action factored into the scoring column, but the Trojans (22-4, 13-2) won the rebounding battle 69-37 to set up inside buckets that amounted to 60 points in the paint.

Morgan Wallace paced the Red Wolves with 12 points and five rebounds while Payton Tennison and Jada Ford added 11 points apiece. Tennison and Peyton Martin tied for the team lead with six boards each. As a team, the Red Wolves shot 28.6 percent (22-of-77) from the field.

Two players scored 20-plus for Troy, led by 25 points off the bench by Japonica James on 12-of-18 shooting and eight boards. Alexus Dye added a double-double with 23 points and 19 rebounds. The Trojans shot 43.4 percent (33-of-76) from the field, but A-State held them to just 9.5 percent (2-of-21) from three-point range.

PLAYER STATS VS. TROY

			-----Total-----		----3-Point----		---F-Throw---		-----Rebounds----									
Name	***GP-GS***	***Min-Avg***	***FG-FGA***	***Pct***	***FG-FGA***	***Pct***	***FT-FTA***	***Pct***	***Off-Def-Tot***	***Avg***	***PF***	***FO***	***Ast***	***TO***	***Blk***	***Stl***	***Pts***	***Avg***
Morgan Wallace	3-3	104-34.7	10-31	.323	3-10	.300	16-22	.727	6-21-27	9.0	7	0	6	6	2	2	39	13.0
Payton Tennison	5-3	133-26.6	21-43	.488	10-24	.417	7-8	.875	0-12-12	2.4	10	1	14	9	5	6	59	11.8
Peyton Martin	4-3	103-25.8	15-40	.375	0-1	.000	14-22	.636	8-16-24	6.0	11	0	8	16	2	3	44	11.0
Jada Ford	6-1	139-23.2	22-59	.373	12-37	.324	10-17	.588	4-2-6	1.0	9	0	7	8	1	8	66	11.0
Jireh Washington	3-3	71-23.7	10-30	.333	2-9	.222	7-8	.875	6-8-14	4.7	6	0	12	11	0	6	29	9.7
Madison Heckert	6-0	77-12.8	14-22	.636	3-5	.600	7-8	.875	7-17-24	4.0	11	1	2	6	0	2	38	6.3
Mya Love	1-0	12-12.0	2-10	.200	1-2	.500	1-2	.500	3-0-3	3.0	3	0	0	0	0	3	6	6.0
Starr Taylor	7-4	145-20.7	9-32	.281	1-6	.167	16-24	.667	4-13-17	2.4	14	0	17	23	0	10	35	5.0
Shameka Tubbs	1-0	11-11.0	2-4	.500	0-0	.000	0-2	.000	3-1-4	4.0	2	0	0	0	0	0	4	4.0
Trinitee Jackson	3-0	20-6.7	4-9	.444	0-0	.000	1-4	.250	3-2-5	1.7	1	0	0	0	1	1	9	3.0
Maggie Mahan	1-0	10-10.0	1-5	.200	0-3	.000	0-0	.000	0-3-3	3.0	1	0	0	1	0	1	2	2.0

2019-20 PRESEASON SBC POLL

Order of Finish

1. Little Rock (6) - 127 pts
2. Troy (4) - 123
3. UT Arlington (1) - 120
4. South Alabama (1) - 119
5. Appalachian State - 100
6. Georgia State - 73
7. Coastal Carolina - 66
8. Louisiana - 64
9. Texas State - 59
10. Arkansas State - 44
11. Georgia Southern - 26
12. ULM - 15

Player of the Year

Antoinette Lewis, South Alabama

Preseason All-SBC

First Team

DJ Williams, Coastal Carolina
Jada Lewis, Georgia State
Kyra Collier, Little Rock
Savannah Jones, South Alabama
Antoinette Lewis, South Alabama

Second Team

Bayley Plummer, Appalachian State
Alexis Brown, Georgia Southern
Tori Lasker, Little Rock
Claire Chastain, UTA
Amber Rivers, Troy

Third Team

Pre Stanley, Appalachian State
Peyton Martin, Arkansas State
Shaforia Kines, South Alabama
Katie Ferrell, UTA
Japonica James, Troy

SBC STANDINGS (2019-20)

	Conference		Overall	
Team	**Record**	**PCT**	**Record**	**PCT**
Coastal Carolina	15-2	.882	25-3	.893
Troy	15-2	.882	25-4	.857
UT Arlington	13-4	.765	19-10	.655
Little Rock	9-8	.529	11-17	.393
Louisiana	9-8	.529	16-12	.571
Arkansas State	**8-9**	**.471**	**11-17**	**.393**
South Alabama	8-9	.471	13-16	.448
Appalachian State	7-10	.412	10-18	.357
Georgia Southern	6-11	.353	9-19	.321
Texas State	6-11	.353	13-15	.464
Georgia State	5-12	.294	8-20	.286
ULM	1-16	.059	3-25	.107

THIS WEEK AROUND THE LEAGUE

Thurs., March 5		Texas State 59, ULM 53
		UT Arlington 73, Louisiana 66
		Troy 70, Little Rock 54
		Arkansas State 86, South Alabama 80
Sat., March 7	Noon	UT Arlington at ULM
	1 p.m.	Georgia Southern at Georgia State
		Appalachian State at Coastal Carolina
	2 p.m.	South Alabama at Little Rock
		Texas State at Louisiana
	4 p.m.	***Troy at Arkansas State***

THE LAST TIME A TEAM

SCORED 100 POINTS
A-State ..... 101 at Troy | 12-30-15
Opponent ..... 111 by Baylor | 12-18-19

SCORED 90 POINTS
A-State ..... 91 vs UT Martin | 11-17-18
Opponent ..... 97 by UT Martin | 11-17-18

SCORED FEWER THAN 60 POINTS
A-State ..... 56 at Georgia State | 2-6-20
Opponent ..... 54 by Little Rock | 2-28-20

SCORED FEWER THAN 50 POINTS
A-State ..... 43 at Louisiana | 1-23-20
Opponent ..... 45 by Southern | 3-17-16

WON BY 30 POINTS
A-State ..... 37 vs Texas State | 2-25-16
Opponent ..... 40 by Louisiana | 1-23-20

SHOT 60% FROM THE FLOOR
A-State ..... 63.2% vs UT Martin | 1-12-12
Opponent ..... 60.3 by UT Arlington | 1-17-19

SHOT 50% FROM THE FLOOR
A-State ..... 52.4% at Little Rock | 1-18-20
Opponent ..... 53.4% by South Alabama | 2-20-20

SHOT LESS THAN 35% FROM THE FLOOR
A-State ..... 28.6% at Troy | 2-22-20
Opponent ..... 34.4% by North Carolina A&T | 11-23-19

SHOT 100% FROM 3-POINT RANGE (MIN. 3 ATTEMPTS)
A-State ..... 6-for-6 vs Little Rock | 1-29-15
Opponent .....

SHOT 60% FROM 3-POINT RANGE
A-State ..... 75% vs UCA | 12-21-14
Opponent ..... 68.2% by Pittsburgh | 11-25-17

MADE 10 3-POINT FIELD GOALS
A-State ..... 10 vs. South Alabama | 3-5-20
Opponent ..... 12 by South Alabama | 3-5-20

SHOT BETTER THAN 80% FROM THE FT LINE (MIN. 5 MADE)
A-State ..... 80.0% vs. South Alabama | 3-5-20
Opponent ..... 80.0% by Texas State | 2-15-20

SHOT LESS THAN 50% FROM THE FT LINE
A-State ..... 46.4% at Memphis | 12-14-19
Opponent ..... 41.7% by Coastal Carolina | 3-11-19

HAD 50 REBOUNDS
A-State ..... 56 at Tulsa | 11-9-19
Opponent ..... 69 by Troy | 2-22-20

HAD 20 OFFENSIVE REBOUNDS
A-State ..... 20 at Tulsa | 11-9-19
Opponent ..... 22 by Troy | 2-22-20

HAD 40 ASSISTS
A-State ..... 46 vs Lamar | 1997-98 season
Opponent .....

HAD 30 ASSISTS
A-State .....
Opponent ..... 37 by Baylor | 12-18-19

HAD 20 ASSISTS
A-State ..... 23 vs. Appalachian State | 1-16-20
Opponent ..... 23 by Troy | 2-22-20

HAD 20 TURNOVERS
A-State ..... 20 at Louisiana | 1-23-20
Opponent ..... 21 by South Alabama | 2-20-20

HAD LESS THAN 10 TURNOVERS
A-State ..... 9 vs. South Alabama | 3-5-20
Opponent ..... 8 by Baylor | 12-18-19

HAD LESS THAN 10 FOULS
A-State ..... 9 vs. Coastal Carolina | 1-25-20
Opponent .....

HAD 10+ STEALS
A-State ..... 11 vs. South Alabama | 3-5-20
Opponent ..... 15 by UT Arlington | 2-13-20

HAD 20+ STEALS
A-State ..... 20 vs North Texas | 1-2-10
Opponent ..... 20 by Troy | 2-8-18

HAD 10 BLOCKED SHOTS
A-State ..... 10 at Western Kentucky | 2-10-10
Opponent ..... 11 by Baylor | 12-18-19

HAD SIX DOUBLE-FIGURE SCORERS
A-State ..... vs Troy | 2-9-19
Opponent ..... by Troy | 2-8-18

HAD FIVE DOUBLE-FIGURE SCORERS
A-State ..... vs South Alabama | 2-17-19
Opponent ..... DePaul | 11-22-19

HAD FOUR DOUBLE-FIGURE SCORERS
A-State ..... vs. South Alabama | 3-5-20
Opponent ..... South Alabama | 3-5-20

HAD NO PLAYERS SCORE IN DOUBLE FIGURES
A-State ..... ***at Louisiana | 1-23-20***
Opponent ..... by Wichita State | 11-21-15

HAD 3 PLAYERS SCORE 20 POINTS
A-State ..... at Troy (Brown-Haywood - 23, Flanery 22, Gamble - 21)| 2-5-16
Opponent .....

HAD 2 PLAYERS SCORE 20 POINTS
A-State ..... at ULM (Bradshaw 24 & Wallace 20) | 3-2-18
Opponent ..... Troy (Japonica James - 25 & Alexus Dye - 23) | 2-22-20

HAD TWO DOUBLE-FIGURE REBOUNDERS
A-State ..... vs. Georgia State (Morgan Wallace - 11 & Jireh Washington - 10) | 1-9-20
Opponent ..... ***Troy (Alexus Dye - 19 & Harriet Winchester - 10) | 2-22-20***

HAD TWO WITH DOUBLE-DOUBLES
A-State .... vs. Georgia State (Morgan Wallace - 21/11 & Jireh Washington - 15/10) | 1-9-20
Opponent ..... by Coastal Carolina (Aja Blount & Naheria Hamilton) | 3-11-19

FAILED TO MAKE A 3-POINT FIELD GOAL
A-State ..... vs Texas State | 1-11-18
Opponent ..... by Little Rock | 1-25-14

DEFEATED A RANKED TEAM
A-State ..... vs. #22 TCU (68-64) | 12-5-04

DEFEATED A TOP-10 TEAM
A-State ..... vs. #8 Virginia (86-77) | 11-22-98

WON AN OVERTIME GAME
A-State ..... vs. Georgia State (70-68) | 1-9-20
Opponent ..... by Western Kentucky (78-83) | 2-10-10

WON A DOUBLE-OVERTIME GAME
A-State ..... Never
Opponent ..... by SMU (80-86) | 11-26-10

WON A TRIPLE-OVERTIME GAME
A-State ..... Never
Opponent ..... Never

WON A QUADRUPLE-OVERTIME GAME
A-State ..... vs. Ole Miss (86-81) | 12-7-01
Opponent ..... Never

THE LAST TIME A PLAYER

RECORDED A QUADRUPLE-DOUBLE (PTS/REB/AST/STL)
A-State..... Jan. 27, 1993, Sonja Tate at SW Louisiana (29 Pts, 14 Rebs, 10 Ast, 10 Stl)

RECORDED A TRIPLE-DOUBLE (PTS/REB/AST)
A-State.....Dec. 16, 2006, Rudy Sims vs. ULL (15 pts, 11 Rebs, 10 Ast)

RECORDED A DOUBLE-DOUBLE (PTS,REB)
A-State .....vs South Alabama (Morgan Wallace - 14 pts, 12 rebs) | 3-5-20

RECORDED A DOUBLE-DOUBLE (PTS, AST)
A-State.....Feb. 20, 2016 - vs App State - (Aundrea Gamble - 31/11)

WENT PERFECT FROM THE 3-POINT LINE (MIN 4 ATTEMPTS)
A-State ..... Payton Tennison (4-4) vs. Appalachian State | 1-16-20

WENT PERFECT FROM THE FREE THROW LINE (MIN 5 ATTEMPTS)
A-State ..... Mya Love (5-5) vs. Little Rock | 2-28-20

WENT PERFECT FROM THE FIELD (MIN 5 ATTEMPTS)
A-State ..... Payton Tennison (5-5) vs. Appalachian State | 1-16-20

SCORED 50 POINTS
A-State.....1992-1993 vs SW Louisiana (Sonja Tate- 50)

SCORED 40 POINTS
A-State.....1992-1993 vs Texas Pan American (Sonja Tate - 44)

SCORED 30 POINTS
A-State.....December 20, 2016 - vs Northern Kentucky (Jada Ford - 30)

HAD 20 REBOUNDS
A-State.....1976-1977 - vs Arkansas Tech (Sue Jayroe - 23)

HAD 15 REBOUNDS
A-State ..... Nov. 6, 2019 vs. Central Baptist (Trinitee Jackson, 17 & Morgan Wallace, 15)

HAD 10 ASSISTS
A-State.....January 24, 2015 - at Troy (Aundrea Gamble - 11)

HAD 5 STEALS
A-State ..... December 29, 2019 at Louisiana Tech (Jireh Washington - 6)

HAD 5 BLOCKED SHOTS
A-State..... January 27, 2018 at Appalachian State (Lauren Bradshaw - 6)

HAD 7 OR MORE BLOCKED SHOTS
A-State.....1999-2000 - at New Orleans (Kim Davis - 7)

2019-20 RESULTS

Date	OPPONENT	W/L	SCORE	Record (Sun Belt)	High Points	High Rebounds	High Assists	High Steals	High Blocks	Attendance
Nov. 6	CENTRAL BAPTIST	W	88-63	1-0	Tennison (26)	Jackson (17)	Washington (7)	Wallace (3)	Two tied (3)	948
Nov. 9	at Tulsa	L	77-79	1-1	Washington (24)	Martin (14)	Washington (5)	4 Tied (1)	Martin (2)	791
Nov. 13	SEMO	L	67-79	1-2	Martin (19)	Martin (9)	Wallace (5)	Wallace (3)	Martin (2)	816
Nov. 22	at #19/20 DePaul	L	64-109	1-3	Wallace (21)	Wallace (5)	Washington (5)	Wallace (2)	Three tied (1)	2,000
Nov. 23	North Carolina A&T	L	50-55	1-4	Wallace (16)	Wallace (7)	Wallace (3)	Tennison (3)	Tennison (1)	N/A
Nov. 26	at Murray State	L	62-77	1-5	Martin (23)	Wallace (10)	Washington (4)	Wallace (4)	Martin (2)	343
Nov. 30	at San Diego State	W	71-62	2-5	Washington (20)	Wallace (8)	Four tied (3)	Love (3)	Tennison (1)	1,788
Dec. 9	UAPB	W	81-60	3-5	Martin (18)	Martin (9)	Washington (8)	Martin (5)	Two tied (1)	591
Dec. 14	at Memphis	L	50-78	3-6	Two tied (13)	Wallace (8)	Three tied (2)	Two tied (3)	Two tied (1)	392
Dec. 18	at Baylor	L	43-111	3-7	Washington (16)	Two tied (6)	Taylor (2)	Four tied (1)	-	10,284
Dec. 29	at Louisiana Tech	L	54-67	3-8	Ford (17)	Martin (7)	Washington (3)	Washington (6)	Two tied (1)	1,173
Jan. 2	at UT Arlington*	L	44-71	3-9 (0-1)	Ford (14)	Two tied (7)	Wallace (2)	Four tied (2)	Tubbs (1)	1,072
Jan. 4	at Texas State*	W	56-53	4-9 (1-1)	Washington (16)	Wallace (9)	Three tied (2)	Four tied (3)	Martin (1)	925
Jan. 9	GEORGIA STATE*	W	70-68^{OT}	5-9 (2-1)	Wallace (21)	Wallace (11)	Washington (6)	Washington (4)	Two tied (1)	613
Jan. 11	GA. SOUTHERN*	W	69-62	6-9 (3-1)	Martin (17)	Wallace (7)	Washington (6)	Martin (2)	Tennison (1)	718
Jan. 16	APP. STATE*	W	76-58	7-9 (4-1)	Martin (20)	Wallace (10)	Washington (6)	Three tied (2)	-	619
Jan. 18	at Little Rock*	L	58-67	7-10 (4-2)	Washington (23)	Martin (9)	Washington (3)	Four tied (1)	Martin (1)	1,034
Jan. 23	at Louisiana*	L	43-83	7-11 (4-3)	Two tied (9)	Wallace (6)	Washington (3)	Five tied (1)	Three tied (1)	801
Jan. 25	COASTAL CAROLINA*	W	63-61	8-11 (5-3)	Washington (20)	Wallace (14)	Washington (6)	Two tied (3)	Two tied (1)	646
Feb. 1	at ULM*	W	54-53	9-11 (6-3)	Martin (15)	Washington (9)	Two tied (3)	Wallace (4)	Two tied (1)	1,019
Feb. 6	at Georgia State*	L	56-67	9-12 (6-4)	Tennison (18)	Wallace (10)	Washington (6)	Wallace (2)	Martin (2)	400
Feb. 8	at Georgia Southern*	L	67-80	9-13 (6-5)	Washington (20)	Martin (8)	Washington (5)	Two tied (3)	Three tied (1)	530
Feb. 13	UT ARLINGTON*	L	62-89	9-14 (6-6)	Martin (16)	Wallace (5)	Washington (3)	Martin (3)	Three tied (1)	679
Feb. 15	TEXAS STATE*	L	69-83	9-15 (6-7)	Washington (15)	Washington (8)	Washington (4)	Two tied (2)	Tennison (1)	1,012
Feb. 20	at South Alabama*	L	71-87	9-16 (6-8)	Two tied (15)	Two tied (5)	Washington (5)	Two tied (3)	Tennison (2)	2,104
Feb. 22	at Troy*	L	64-79	9-17 (6-9)	Wallace (12)	Two tied (6)	Martin (3)	Love (3)	Tennison (2)	2,120
Feb. 28	LITTLE ROCK*	W	72-54	10-17 (7-9)	Martin (18)	Martin (12)	Washington (8)	Four tied (1)	-	819
March 5	SOUTH ALABAMA*	W	86-80	11-17 (8-9)	Washington (20)	Wallace (14)	Tennison (5)	Martin (4)	Tennison (2)	519
March 7	TROY*	-	-	-	-	-	-	-	-	-

HEAD COACH MATT DANIEL

Hometown: Jonesboro, Ark.
Born: February 9, 1976
Family: Dr. Jennifer Daniel (wife); daughters Steele and Brett
High School: Jonesboro High School
College: Harding University, 1998 (B.A.)
Years in coaching: 19
Twitter: @coachmattdaniel

COACHING ASSIGNMENTS YEAR-BY-YEAR

Years	School	Position	Postseason/Notables
1998-99	Arizona State	Graduate Assistant (Men's)	
1999-2003	UT Arlington	Assistant Coach (Men's)	
2003-04	Pulaski Academy (Ark.)	Head Boys' Coach	34-1, national ranking
2004-05	Colorado	Assistant Coach	
2005-08	Missouri	Assistant Coach	1 NCAA, 1 WNIT
2008-12	Central Arkansas	Head Coach	2012 Southland Champ. 1 WNIT, 1 WBI
2012-17	Marshall	Head Coach	1 WNIT, 1 WBI
2019-Pres.	Arkansas State	Head Coach	Hired March 29

AWARDS AND HONORS/NOTABLES

- 2x Southland Conference Coach of the Year (2010, 2012)
- Led Marshall to its first ever WNIT appearance (2015-16)
- Coached Central Arkansas to the 2012 Southland Conference regular-season crown.
- Led UCA to the nation's biggest win improvement (15 games) with the youngest team in the country in 2009-10.

DANIEL CAREER COACHING RECORD

School	*Season*	*Overall*		*Conference*	
UCA	2008-09	6-23	.207	2-14	.125
UCA	2009-10	21-8	.724	11-5	.688
UCA	2010-11	21-12	.636	11-5	.688
UCA	2011-12	24-7	.774	14-2	.875
Marshall	2012-13	9-21	.300	3-13	.188
Marshall	2013-14	11-20	.355	3-13	.188
Marshall	2014-15	17-15	.531	8-10	.444
Marshall	2015-16	21-12	.636	9-9	.500
Marshall	2016-17	13-17	.433	5-13	.278
A-State	2019-20	10-17	.370	7-9	.438
Career	**10 YRS**	**153-152**	**.502**	**73-93**	**.440**

UNDER MATT DANIEL...

CATEGORY	2019-20
Leads at halftime	7-3
Trails at halftime	4-14
Tied at halftime	0-0
Shoots 45+% from the field	5-2
Shoots less than 45% from the field	6-15
Opp. shoots less than 45% from the field	11-8
Opp. shoots 45% or better from the field	0-9
Outrebounds (or ties) opponent	4-2
Outrebounded by opponent	7-15
More assists (or ties) opponent	5-0
Fewer assists than opponent	6-17
Fewer (or ties) TO than opponent	9-7
More TOs than opponent	2-10
In games decided by 10 points or less	7-3
All games	11-17
Home games	8-3
Road games	3-13
Neutral-site games	0-1
Non-SBC games	3-8
Non-SBC home games	2-1
Non-SBC road games	1-6
Non-SBC neutral-site games	0-1
SBC Games	8-9
SBC Home Games	6-2
SBC Road Games	2-7
SBC Tournament	0-0
November Games	2-5
December Games	1-3
January Games	5-3
February Games	2-6
March Games	1-0
Monday Games	1-0
Tuesday Games	0-1
Wednesday Games	1-2
Thursday Games	3-5
Friday Games	1-1
Saturday Games	5-7
Sunday Games	0-1
Overtime Games	1-0

MATT DANIEL VS OPPONENTS

Alabama	1-1	Nicholls State	7-2
Alabama A&M	1-0	NJIT	2-0
Appalachian State	1-0	Norfolk State	2-1
Arkansas-Monticello	0-1	North Carolina	0-1
Arkansas-Pine Bluff	4-0	North Carolina A&T	0-1
Ball State	1-0	North Texas	1-3
Baylor	0-1	Northern Kentucky	1-0
Belmont	0-2	Northwestern State	5-3
Bluefield College	2-0	Ohio	0-2
Brescia	2-0	Oklahoma State	0-1
Central Baptist	3-0	Oklahoma Wesleyan	1-0
Central Methodist	2-0	Old Dominion	2-5
Charlotte	1-9	Oral Roberts	0-1
Chicago State	0-2	Paul Quinn	1-0
Coastal Carolina	3-0	Penn State	0-1
Cornell	1-1	Prairie View A&M	0-1
Davis & Elkins	1-0	Presbyterian	1-0
Delaware State	1-0	Philander Smith	1-0
DePaul	0-1	Radford	1-0
East Carolina	1-2	Rhode Island	2-0
Eastern Kentcky	2-2	Rice	2-3
Ecclesia	3-0	Robert Morris	1-1
Fairfield	1-0	Sam Houston State	3-2
FAU	3-3	Saint Francis (PA)	1-0
FIU	5-1	Salem International	1-0
Florida A&M	1-0	San Diego State	1-0
Furman	1-0	SMU	0-1
Georgia Southern	1-1	South Alabama	1-1
Georgia State	1-1	Southeast Missouri State	1-2
Georgia Tech	0-1	Southeastern Louisiana	4-4
Grambling	1-0	Southern	1-0
Hendrix	1-0	Southern Illinois	3-1
High Point	1-0	SIU-Edwardsville	2-0
Houston	0-1	Southern Miss	2-4
Houston Baptist	2-1	Stephen F. Austin	2-5
Illinois	1-0	Tennessee Tech	0-1
Indiana	1-0	Texas A&M-Corpus Christi	2-2
Indiana State	0-2	Texas College	1-0
Jackson State	1-2	Texas State	4-2
Kansas State	0-1	Texas Tech	0-1
Lamar	4-3	***Troy***	***0-1***
Lipscomb	1-1	Tulane	0-2
Little Rock	1-1	Tulsa	1-4
Longwood	1-0	UAB	4-6
Louisiana	0-1	UCF	0-2
Louisiana Tech	2-4	ULM	2-0
Maine-Fort Kent	1-0	UMKC	0-1
Marquette	0-1	UT Arlington	3-3
Maryland-Eastern Shore	1-0	UTEP	3-2
McNeese State	6-3	UT Martin	1-0
Memphis	1-2	UT-Rio Grande Valley	1-0
Mercer	0-1	UTSA	5-3
Middle Tennessee	0-7	West Virginia	0-4
Morehead State	1-2	WVU Tech	2-0
Morgan State	1-0	Western Kentucky	1-6
Murray State	0-1	Wiley	1-0
Navy	0-2	Wofford	1-0

0 JADA FORD

Guard | 5-9 | Senior
Muskogee, Oklahoma | Muskogee HS

SEASON HIGHS

Points	17 at Louisiana Tech (12/29/19)
Rebounds	5 (2x) Last vs Georgia Southern (1/11/20)
FG Made	6 (3x) Last vs Appalachian State (1/16/20)
FG Attempts	20 vs Georgia State (1/9/20)
3PT FG Made	4 (3x) Last vs Appalachian State (1/16/20)
3PT FG Attempts	15 vs Georgia State (1/9/20)
FT Made	5 at Memphis (12/14/19)
FT Attempts	5 at Memphis (12/14/19)
Assists	4 vs Georgia Southern (1/11/20)
Blocks	
Steals	3 (3x) Last at Georgia Southern (2/8/20)

CAREER HIGHS

Points	30 vs Northern Kentucky (12/20/16)
Rebounds	7 vs Northern Kentucky (12/20/16)
FG Made	9 vs Northern Kentucky (12/20/16)
FG Attempts	24 vs Northern Kentucky (12/20/16)
3PT FG Made	6 vs ULM (1/5/19)
3PT FG Attempts	15 vs Georgia State (1/9/20)
FT Made	8 vs Northern Kentucky (12/20/16)
FT Attempts	13 vs Northern Kentucky (12/20/16)
Assists	4 (5x) Last vs Georgia Southern (1/11/20)
Blocks	1 (3x) Last vs South Florida (11/17/17)
Steals	5 vs Georgia Southern (3/7/17)

FORD'S 2019-20 GAME-BY-GAME (* — Indicates Game Started)

Opponent	Min.	FG-A	3PT-A	FT-A	O-D-T	PF	Ast.	TO	Blk.	Stl.	Pts.
CENTRAL BAPTIST	22	4-9	4-9	1-2	1-0-1	1	1	2	0	1	13
at Tulsa	27	2-4	2-2	0-0	0-0-0	2	0	0	0	0	6
SEMO	*24	1-5	0-3	0-0	0-0-0	1	1	1	0	0	2
at DePaul	*11	0-3	0-3	0-0	0-1-1	0	0	2	0	0	0
North Carolina A&T	27	4-12	4-10	0-0	0-1-1	0	0	0	0	1	12
at Murray State	27	3-13	2-9	2-2	0-0-0	0	0	2	0	1	10
at San Diego State	*28	3-9	2-6	0-0	0-2-2	1	1	1	0	1	8
UAPB	*18	3-8	3-5	0-0	0-5-5	1	1	3	0	1	9
at Memphis	*22	3-10	2-6	5-5	0-1-1	***5***	0	2	0	3	13
at Baylor	*12	1-2	1-2	0-0	0-0-0	1	0	2	0	0	3
at Louisiana Tech	*30	6-13	2-6	3-3	0-1-1	2	0	2	0	1	17
at UT Arlington	*32	5-11	3-6	1-1	0-2-2	2	0	1	0	0	14
at Texas State	*31	2-13	2-11	1-2	0-1-1	2	2	0	0	3	7
GEORGIA STATE	*35	6-20	4-15	0-0	0-1-1	2	0	3	0	1	16
GA. SOUTHERN	*36	1-14	1-12	4-4	0-5-5	0	4	1	0	1	7
APPALACHIAN STATE	*32	6-14	4-8	0-0	0-1-1	3	3	0	0	2	16
at Little Rock	*36	2-9	2-7	0-0	0-1-1	1	2	1	0	1	6
at Louisiana	*14	1-6	1-4	0-0	0-0-0	0	0	0	0	1	3
COASTAL CAROLINA	30	2-7	2-6	1-1	1-0-1	2	0	2	0	2	7
at ULM	30	41-5	2-13	0-0	1-0-1	1	1	0	0	1	10
at Georgia State	24	4-11	2-9	0-0	0-0-0	2	0	1	0	0	10
at Georgia Southern	27	2-9	2-8	0-0	0-2-2	3	0	0	0	3	6
UT ARLINGTON	*16	1-3	1-3	0-0	0-2-2	0	1	1	0	1	3
TEXAS STATE	*24	3-10	2-4	0-0	0-4-4	2	2	1	0	2	8
at South Alabama	34	3-13	2-11	0-0	1-3-4	1	2	0	0	2	8
at Troy	*32	4-12	2-9	1-2	1-0-1	2	0	1	0	2	11
LITTLE ROCK	24	2-8	1-6	0-0	0-3-3	3	1	1	0	1	5
SOUTH ALABAMA	23	3-11	2-9	0-0	0-0-0	1	2	0	0	0	8
TROY	-	-	-	-	-	-	-	-	-	-	-

** — Indicates Game Started*

AWARDS & HONORS

NOTABLES ...

- Team leader in career 20-point games (10) and second on the team in double-figure scoring games (38)
- Lone Red Wolf on the roster to score 30 points in a game
- Ranks 4th all-time in made threes at A-State (183)
- Earned her first start of the year, her first since her sophomore year, against SEMO (1/13).
- Drilled four threes in the first half vs. North Carolina A&T, tallying 12 points (11/23).
- Scored 10 points at Murray State (11/26)
- Tallied 13 points at Memphis (12/14), including going 5-of-5 at the free-throw line.
- Season-high 17 points at Louisiana Tech (12/29)
- Scored 16 points in A-State's win over Georgia State (1/9).
- Converted a four-point play to help A-State down Coastal Carolina (1/25).

JADA FORD'S CAREER STATISTICS

				Field Goals		3-Point		F-Throws		Rebounds									Scoring	
SEASON	TEAM	GP-GS	MIN/AVG	FG-FGA	FG%	3FG-FGA	3FG%	FT-FTA	FT%	OFF	DEF	TOT	AVG	PF-FO	AST	TO	BLK	STL	PTS	AVG
2016-17	ASU	20-6	411/20.6	82-225	.364	41-124	.331	52-73	.712	16	33	49	2.5	31-0	15	37	2	24	257	12.9
2017-18	ASU	30-18	657/21.9	102-305	.334	59-169	.349	47-65	.723	21	29	50	1.7	38-0	37	40	1	23	310	10.3
2018-19	ASU	24-0	260/10.8	34-91	.374	27-68	.397	8-11	.727	2	12	14	0.6	9-0	11	9	0	6	103	4.3
2019-20	ASU	28-17	728/26.0	81-274	.296	57-202	.282	19-22	.864	5	36	41	1.5	41-1	25	30	0	32	238	8.5
TOTAL		**102-41**	**2057/20.2**	**299-895**	**.334**	**184-563**	**.327**	**126-171**	**.737**	**44**	**110**	**154**	**1.5**	**119-1**	**88**	**116**	**3**	**85**	**908**	**8.9**

1 JIREH WASHINGTON

Guard | 5-9 | Sophomore
Memphis, Tennessee | Central HS

SEASON HIGHS

Points	24 at Tulsa (11/9/19)
Rebounds	10 vs Georgia State (1/9/20)
FG Made	10 at Tulsa (11/9/19)
FG Attempts	17 (2x) Last vs Georgia State (1/9/20)
3PT FG Made	2 (2x) Last vs South Alabama (3/5/20)
3PT FG Attempts	5 at Troy (2/22/20)
FT Made	8 at Texas State (1/4/20)
FT Attempts	9 (3x) Last at Georgia Southern (2/8/20)
Assists	8 (2x) Last vs Little Rock (2/28/20)
Blocks	1 at Murray State (11/26/19)
Steals	6 at Louisiana Tech (12/29/19)

CAREER HIGHS

Points	24 (2x) Last at Tulsa (11/9/19)
Rebounds	10 vs Georgia State (1/9/20)
FG Made	10 at Tulsa (11/9/19)
FG Attempts	17 (2x) Last vs Georgia State (1/9/20)
3PT FG Made	2 (3x) Last vs South Alabama (3/5/20)
3PT FG Attempts	5 at Troy (2/22/20)
FT Made	8 vs Georgia Southern (3/2/19)
FT Attempts	9 (4x) Last at Georgia Southern (2/8/20)
Assists	8 (2x) Last vs Little Rock (2/28/20)
Blocks	1 at Murray State (11/26/19)
Steals	6 at Louisiana Tech (12/29/19)

WASHINGTON'S 2019-20 GAME-BY-GAME (* — Indicates Game Started)

Opponent	Min.	FG-A	3PT-A	FT-A	O-D-T	PF	Ast.	TO	Blk.	Stl.	Pts.
CENTRAL BAPTIST	*24	2-9	0-2	5-6	2-6-8	2	7	6	0	1	9
at Tulsa	*24	10-17	0-1	4-4	4-3-7	***5***	5	3	0	0	24
SEMO	*30	6-14	1-3	4-5	4-3-7	2	2	2	0	0	17
at DePaul	*23	3-5	0-0	1-6	0-0-0	1	5	6	0	0	7
North Carolina A&T	*29	1-6	0-3	1-1	1-3-4	1	2	7	0	2	3
at Murray State	*32	6-10	1-2	1-2	1-4-5	2	4	3	1	0	14
at San Diego State	*28	7-13	1-1	5-8	1-2-3	1	1	3	0	2	20
UAPB	*29	5-10	0-1	1-1	0-3-3	1	8	3	0	2	11
at Memphis	*22	1-4	0-0	1-4	0-2-2	4	2	7	0	2	3
at Baylor	*29	6-10	0-2	4-5	2-4-6	0	0	5	0	1	16
at Louisiana Tech	*35	5-12	1-3	2-5	0-4-4	3	3	4	0	6	13
at UT Arlington	*27	3-9	0-1	0-0	0-3-3	2	1	5	0	2	6
at Texas State	*40	4-13	0-2	8-9	0-6-6	4	0	5	0	2	16
GEORGIA STATE	*40	5-17	2-3	3-5	2-8-10	2	6	1	0	4	15
GA. SOUTHERN	*34	5-12	0-1	5-5	1-4-5	3	6	3	0	1	15
APPALACHIAN STATE	*29	2-4	1-1	1-2	0-3-3	0	6	0	0	0	6
at Little Rock	*33	9-12	1-2	4-5	2-5-7	0	3	7	0	1	23
at Louisiana	*24	3-5	0-0	3-5	0-1-1	1	3	2	0	0	9
COASTAL CAROLINA	*34	7-16	1-3	5-9	2-7-9	1	6	0	0	1	20
at ULM	*24	6-11	0-0	3-4	2-2-4	3	0	3	0	1	15
at Georgia State	*35	5-16	0-4	2-2	1-5-6	0	6	1	0	1	12
at Georgia Southern	*36	8-15	0-3	4-9	1-2-3	3	5	4	0	2	20
UT ARLINGTON	*25	4-11	0-0	4-4	0-1-1	2	3	6	0	1	12
TEXAS STATE	*32	6-13	0-1	3-6	2-6-8	3	4	3	0	1	15
at South Alabama	*21	5-9	0-0	2-2	1-0-1	3	5	1	0	2	12
at Troy	*13	1-9	1-5	1-2	1-0-1	3	1	0	0	1	4
LITTLE ROCK	*33	4-11	1-2	5-6	0-0-0	1	8	1	0	1	14
SOUTH ALABAMA	*25	7-11	2-3	4-4	0-2-2	2	3	0	0	3	20
TROY	-	-	-	-	-	-	-	-	-	-	-

** — Indicates Game Started*

AWARDS & HONORS

NOTABLES ...

- Seven assists in season opener vs. CBC
- Matched her career high with 24 points on a career-best 10-of-17 shooting on 11/9 at Tulsa.
- Scored 14 points at Murray State (11/26) and followed it up by leading A-State with 20 points at San Diego State (11/30).
- Career-high 8 assists vs. Arkansas-Pine Bluff (12/9)
- 16 points at Baylor to lead the Red Wolves (12/18).
- Career-high 6 steals at Louisiana Tech (12/29).
- Went 8-of-9 at the free-throw line on 1/4 at Texas State
- Tallied her first career double-double in A-State's win over Georgia State (1/9)
- Led A-State with 23 points and 7 rebounds at Little Rock (1/18)
- Hit the game-winning putback at the buzzer to defeat Coastal Carolina (1/25).
- 20 points at Georgia Southern (2/8)
- Has scored in double figures in nine of the last 10 games
- Scored 20 points in the second half - 18 in the fourth quarter - to spark A-State's comeback win over South Alabama (3/5).

JIREH WASHINGTON'S CAREER STATISTICS

				Field Goals		3-Point		F-Throws		Rebounds									Scoring	
SEASON	TEAM	GP-GS	MIN/AVG	FG-FGA	FG%	3FG-FGA	3FG%	FT-FTA	FT%	OFF	DEF	TOT	AVG	PF-FO	AST	TO	BLK	STL	PTS	AVG
2018-19	ASU	30-26	784/26.1	113-246	.459	8-33	.242	79-123	.642	34	90	124	4.1	76-0	95	90	0	42	313	10.4
2019-20	ASU	28-28	823/29.4	133-307	.433	13-51	.255	86-129	.667	30	94	124	4.4	53-1	108	89	1	42	365	13.0
TOTAL		**58-54**	**1607/27.7**	**246-553**	**.445**	**21-84**	**.250**	**165-252**	**.655**	**64**	**184**	**248**	**4.3**	**129-1**	**203**	**179**	**1**	**84**	**678**	**11.7**

2 STARR TAYLOR

Guard | 5-6 | Senior
Jonesboro, Arkansas | Jonesboro HS

SEASON HIGHS

Points	12 vs South Alabama (3/5/20)
Rebounds	5 vs Central Baptist (11/6/19)
FG Made	6 vs South Alabama (3/5/20)
FG Attempts	9 vs South Alabama (3/5/20)
3PT FG Made	1 (3x) Last vs Little Rock (2/28/20)
3PT FG Attempts	2 (4x) Last vs Little Rock (2/28/20)
FT Made	2 (4x) Last vs. Coastal Carolina (1/25/20)
FT Attempts	2 (6x) Last at Troy (2/22/20)
Assists	4 at South Alabama (2/20/20)
Blocks	
Steals	2 (3x) Last at Troy (2/22/20)

CAREER HIGHS

Points	20 at UT Arlington (1/2/18)
Rebounds	8 at ULM (1/28/17)
FG Made	7 at Appalachian State (1/5/17)
FG Attempts	15 at Appalachian State (1/5/17)
3PT FG Made	2 at Appalachian State (3/6/18)
3PT FG Attempts	3 (2x) Last vs Appalachian State (3/6/18)
FT Made	7 (3x) Last vs UT Arlington (1/12/18)
FT Attempts	12 vs UT Arlington (1/12/18)
Assists	7 (3x) Last vs South Alabama (2/10/18)
Blocks	1 (3x) Last vs South Alabama (2/7/19)
Steals	4 at Coastal Carolina (2/24/18)

TAYLOR'S 2019-20 GAME-BY-GAME (* — Indicates Game Started)

Opponent	Min.	FG-A	3PT-A	FT-A	O-D-T	PF	Ast.	TO	Blk.	Stl.	Pts.
CENTRAL BAPTIST	17	0-2	0-0	0-0	2-3-5	2	1	2	0	1	0
at Tulsa	10	1-4	1-1	2-2	0-2-2	1	0	2	0	1	5
SEMO	9	1-1	0-0	0-0	0-1-1	0	3	0	0	0	2
at DePaul	22	2-5	0-1	0-0	2-2-4	1	2	2	0	1	4
North Carolina A&T	2	0-0	0-0	2-2	0-0-0	0	1	1	0	0	2
at Murray State	DNP										
at San Diego State	12	0-1	0-0	0-0	2-1-3	2	3	2	0	1	0
UAPB	7	0-1	0-0	0-0	1-2-3	2	3	3	0	1	0
at Memphis	10	0-0	0-0	0-0	0-2-2	0	2	0	0	0	0
at Baylor	21	1-3	0-0	0-0	1-1-2	0	2	1	0	1	2
at Louisiana Tech	18	2-5	0-1	0-0	1-1-2	1	1	3	0	0	4
at UT Arlington	5	0-1	0-1	0-0	0-0-0	0	1	0	0	0	0
at Texas State	DNP										
GEORGIA STATE	5	0-1	0-0	0-0	0-0-0	0	0	0	0	0	0
GA. SOUTHERN	23	1-2	0-1	0-0	1-1-2	2	2	2	0	0	2
APPALACHIAN STATE	10	0-2	0-0	0-0	0-1-1	1	3	1	0	2	0
at Little Rock	7	1-1	0-0	0-0	0-0-0	1	1	1	0	0	2
at Louisiana	20	0-0	0-0	2-2	0-1-1	1	1	3	0	0	2
COASTAL CAROLINA	*16	0-1	0-0	2-2	0-3-3	1	0	2	0	1	2
at ULM	*10	0-1	0-0	0-0	0-0-0	0	1	1	0	0	0
at Georgia State	*17	0-2	0-2	0-0	0-4-4	2	1	0	0	0	0
at Georgia Southern	10	0-0	0-0	1-2	0-2-2	0	0	1	0	1	1
UT ARLINGTON	19	0-1	0-0	1-1	1-0-1	2	1	3	0	2	1
TEXAS STATE	15	0-0	0-0	0-0	0-2-2	2	2	0	0	1	0
at South Alabama	18	2-4	1-2	0-0	2-0-2	0	4	1	0	1	5
at Troy	27	2-8	0-2	0-2	0-0-0	1	2	1	0	2	4
LITTLE ROCK	16	2-4	1-2	0-0	0-1-1	0	2	1	0	0	5
SOUTH ALABAMA	18	6-9	0-0	0-0	3-1-4	2	0	1	0	1	12
TROY	-	-	-	-	-	-	-	-	-	-	-

** — Indicates Game Started*

AWARDS & HONORS

NOTABLES ...

- Team leader in games played (118), appearing in all but two games over the last four seasons for Arkansas State.
- Played 22 minutes at DePaul (11/22).
- Scored 2 points in a season-high 23 minutes vs. Georgia Southern (1/11)
- Scored 5 points at South Alabama on Feb. 20
- Scored a season-high 12 points vs. South Alabama on March 5.

STARR TAYLOR'S CAREER STATISTICS

				Field Goals		3-Point		F-Throws		Rebounds								Scoring	
SEASON	TEAM	GP-GS	MIN/AVG	FG-FGA	FG%	3FG-FGA	3FG%	FT-FTA	FT%	OFF	DEF	TOT	AVG	PF-FO	AST	TO	BLK	STL	PTS	AVG
2016-17	ASU	32-22	802/25.1	74-224	.330	4-26	.154	49-66	.742	29	67	96	3.0	70-0	70	112	0	32	201	6.3
2017-18	ASU	30-22	637/21.2	76-180	.422	7-15	.467	33-60	.550	20	59	79	2.6	53-0	62	78	2	26	192	6.4
2018-19	ASU	30-4	412/13.7	34-85	.400	4-17	.235	15-21	.714	15	27	42	1.4	38-0	41	37	1	23	87	2.9
2019-20	ASU	26-3	366/14.1	21-59	.356	3-13	.231	10-13	.769	16	31	47	1.8	24-0	39	34	0	16	55	2.1
TOTAL		**118-51**	**2217/18.8**	**205-548**	**.374**	**18-71**	**.254**	**107-160**	**.669**	**80**	**184**	**264**	**2.2**	**185-0**	**212**	**261**	**3**	**97**	**535**	**4.5**

3 MORGAN WALLACE

Guard | 5-10 | Junior
Little Rock, Arkansas | Pulaski Academy

SEASON HIGHS

Points	21 (2x) Last vs Georgia State (1/9/20)
Rebounds	15 vs Central Baptist (11/6/19)
FG Made	7 at DePaul (11/22/19)
FG Attempts	16 at Tulsa (11/9/19)
3PT FG Made	2 at Georgia Southern (2/8/20)
3PT FG Attempts	5 (2x) Last vs SEMO (11/13/19)
FT Made	11 vs Georgia State (1/9/20)
FT Attempts	12 vs Georgia State (1/9/20)
Assists	5 vs SEMO (11/13/19)
Blocks	1 (4x) Last vs. Coastal Carolina (1/25/20)
Steals	4 (2x) Last at ULM (2/1/20)

CAREER HIGHS

Points	21(2x) Last vs Georgia State (1/9/20)
Rebounds	15 vs Central Baptist (11/6/19)
FG Made	7 at DePaul (11/22/19)
FG Attempts	18 vs Appalachian State (3/6/18)
3PT FG Made	3 at Missouri (12/30/18)
3PT FG Attempts	5 (2x) Last vs SEMO (1/13/19)
FT Made	11 vs Georgia State (1/9/20)
FT Attempts	14 at UT Martin (11/17/18)
Assists	5 vs SEMO (1/13/19)
Blocks	1 (5x) Last vs. Coastal Carolina (1/25/20)
Steals	4 (3x) Last at Murray State (11/26/19)

WALLACE'S 2019-20 GAME-BY-GAME (* — Indicates Game Started)

Opponent	Min.	FG-A	3PT-A	FT-A	O-D-T	PF	Ast.	TO	Blk.	Stl.	Pts.
CENTRAL BAPTIST	*22	1-6	0-1	0-0	5-10-15	2	4	2	0	3	2
at Tulsa	*38	4-16	0-5	4-9	3-6-9	***5***	0	1	0	1	12
SEMO	*32	1-8	0-5	0-0	1-5-6	2	5	4	1	3	2
at DePaul	*28	7-16	1-2	6-8	0-5-5	1	2	5	0	2	21
North Carolina A&T	*39	5-9	0-4	6-7	3-4-7	1	3	1	0	1	16
at Murray State	*34	2-7	0-1	2-2	1-9-10	3	1	4	1	4	6
at San Diego State	*36	4-9	0-1	2-6	2-6-8	2	3	0	0	0	10
UAPB	*25	5-9	0-1	3-5	3-4-7	2	0	0	0	2	13
at Memphis	*37	2-9	0-2	3-6	6-2-8	2	2	2	0	3	7
at Baylor	*40	2-7	0-1	1-2	2-4-6	4	1	2	0	1	5
at Louisiana Tech	*28	0-5	0-1	4-4	3-3-6	***5***	2	4	0	3	4
at UT Arlington	*33	2-6	1-1	0-2	0-7-7	4	2	5	0	2	5
at Texas State	*40	3-9	1-2	6-8	2-7-9	1	0	0	0	3	13
GEORGIA STATE	*45	5-10	0-0	11-12	4-7-11	3	4	1	1	2	21
GA. SOUTHERN	*34	6-8	1-1	2-5	0-7-7	4	3	1	0	1	15
APPALACHIAN STATE	*37	5-11	1-3	2-2	2-8-10	0	4	0	0	1	13
at Little Rock	*25	2-4	1-3	1-2	0-4-4	3	1	3	0	1	6
at Louisiana	*27	3-6	0-2	3-4	0-6-6	0	0	0	0	1	9
COASTAL CAROLINA	*39	4-11	0-1	0-0	2-12-14	1	4	3	1	3	8
at ULM	*40	4-8	1-2	2-2	3-5-8	1	2	0	0	4	11
at Georgia State	*40	1-2	0-0	0-0	3-8-11	2	2	0	0	2	2
at Georgia Southern	*31	6-11	2-3	3-5	2-3-5	***5***	4	1	1	3	17
UT ARLINGTON	*26	2-5	0-2	8-9	0-5-5	1	1	3	0	2	12
TEXAS STATE	DNP										
at South Alabama	*36	6-11	1-2	2-3	1-4-5	2	1	1	0	3	15
at Troy	*40	3-11	1-4	5-7	0-5-5	4	2	1	0	0	12
LITTLE ROCK	*39	3-7	1-3	5-6	2-6-8	3	2	3	0	1	12
SOUTH ALABAMA	*33	4-8	1-2	5-6	1-11-12	2	4	0	0	3	14
TROY	-	-	-	-	-	-	-	-	-	-	-

** — Indicates Game Started*

AWARDS & HONORS

- Maggie Dixon Classic All-Tournament

NOTABLES ...

- Hauled in a career-high 15 boards in the season opener vs. CBC (11/6)
- Season-high 12 points at Tulsa (11/9)
- Dished out a career-high five assists vs. SEMO (11/13)
- Earned All-Tournament honors at the Maggie Dixon Classic after leading A-State with 37 points and 12 rebounds over two games (11/22-23)
- Played all 40 minutes in A-State's game at No. 7/5 Baylor (12/18)
- Narrowly missed a double-double with 13 points and 9 rebounds at Texas State (11/4)
- Posted a double-double vs. Georgia State (1/9) with 21 points and 11 rebounds
- Followed up with 15 points vs. Georgia Southern (1/11)
- Tallied another double-double vs. Appalachian State (1/16)
- Posted 14 points, 12 rebounds vs. South Alabama (3/5)

MORGAN WALLACE'S CAREER STATISTICS

				Field Goals		3-Point		F-Throws		Rebounds									Scoring	
SEASON	TEAM	GP-GS	MIN/AVG	FG-FGA	FG%	3FG-FGA	3FG%	FT-FTA	FT%	OFF	DEF	TOT	AVG	PF-FO	AST	TO	BLK	STL	PTS	AVG
2017-18	ASU	20-8	393/19.7	42-102	.412	5-17	.294	44-70	.629	28	43	71	3.6	35-0	32	27	2	15	133	6.7
2018-19	ASU	26-24	732/28.2	58-159	.365	8-31	.258	76-120	.633	45	94	139	5.3	52-0	52	48	3	35	200	7.7
2019-20	ASU	27-27	923/34.2	92-224	.411	13-55	.236	86-122	.705	51	163	214	7.9	65-3	59	47	5	53	283	10.5
TOTAL		**73-59**	**2048/28.1**	**192-485**	**.396**	**26-103**	**.252**	**206-312**	**.660**	**124**	**300**	**424**	**5.8**	**152-3**	**143**	**122**	**10**	**103**	**616**	**8.4**

4 MYA LOVE

Guard | 5-8 | Freshman
Jonesboro, Arkansas | Nettleton HS

SEASON HIGHS

Points	15 (2x) Last vs Little Rock (2/28/20)
Rebounds	7 vs. Coastal Carolina (1/25/20)
FG Made	6 vs. Coastal Carolina (1/25/20)
FG Attempts	10 (2x) Last at Troy (2/22/20)
3PT FG Made	2 (2x) Last vs Little Rock (2/28/20)
3PT FG Attempts	2 (5x) Last vs Little Rock (2/28/20)
FT Made	5 vs Little Rock (2/28/20)
FT Attempts	5 vs Little Rock (2/28/20)
Assists	2 at Texas State (1/4/20)
Blocks	
Steals	3 (3x) Last at Troy (2/22/20)

CAREER HIGHS

Points	15 (2x) Last vs Little Rock (2/28/20)
Rebounds	7 vs. Coastal Carolina (1/25/20)
FG Made	6 vs. Coastal Carolina (1/25/20)
FG Attempts	10 (2x) Last at Troy (2/22/20)
3PT FG Made	2 (2x) Last vs Little Rock (2/28/20)
3PT FG Attempts	2 (5x) Last vs Little Rock (2/28/20)
FT Made	5 vs Little Rock (2/28/20)
FT Attempts	5 vs Little Rock (2/28/20)
Assists	2 at Texas State (1/4/20)
Blocks	
Steals	3 (3x) Last at Troy (2/22/20)

LOVE'S 2019-20 GAME-BY-GAME (* — Indicates Game Started)

Opponent	Min.	FG-A	3PT-A	FT-A	O-D-T	PF	Ast.	TO	Blk.	Stl.	Pts.
CENTRAL BAPTIST	6	0-1	0-1	0-0	0-0-0	4	0	0	0	0	0
at Tulsa	DNP										
SEMO	4	0-1	0-0	0-0	0-0-0	3	0	0	0	0	0
at DePaul	9	0-1	0-0	1-2	0-0-0	0	0	0	0	0	1
North Carolina A&T	DNP										
at Murray State	10	0-0	0-0	0-0	2-1-3	2	1	0	0	0	0
at San Diego State	15	1-2	0-1	1-2	1-2-3	1	1	0	0	3	3
UAPB	10	0-1	0-0	0-0	0-1-1	1	0	0	0	1	0
at Memphis	8	2-3	0-1	1-3	1-1-2	2	0	0	0	1	5
at Baylor	DNP										
at Louisiana Tech	DNP										
at UT Arlington	16	1-4	0-2	0-0	1-2-3	1	1	2	0	0	2
at Texas State	21	1-3	0-1	1-1	2-2-4	1	2	0	0	0	3
GEORGIA STATE	28	1-2	0-0	0-0	2-1-3	4	1	0	0	2	2
GA. SOUTHERN	6	0-0	0-0	0-0	0-0-0	3	1	3	0	1	0
APPALACHIAN STATE	7	0-0	0-0	0-0	1-0-1	0	0	1	0	1	0
at Little Rock	17	2-3	0-0	0-0	0-2-2	1	0	0	0	1	4
at Louisiana	26	1-4	0-1	0-0	1-1-2	3	1	4	0	1	2
COASTAL CAROLINA	*32	6-10	2-2	1-2	3-4-7	2	1	2	0	3	15
at ULM	*12	0-2	0-1	0-0	0-1-1	0	1	0	0	1	0
at Georgia State	*9	0-3	0-1	0-0	1-0-1	1	0	1	0	0	0
at Georgia Southern	8	0-0	0-0	0-0	0-2-2	1	0	2	0	0	0
UT ARLINGTON	11	1-3	0-2	0-0	1-2-3	3	0	1	0	0	2
TEXAS STATE	*22	2-5	0-0	2-3	1-1-2	4	0	1	0	0	6
at South Alabama	*8	0-3	0-1	1-2	1-0-1	0	1	0	0	0	1
at Troy	13	2-10	1-2	1-2	3-0-3	3	0	0	0	3	6
LITTLE ROCK	*30	4-4	2-2	5-5	3-1-4	1	0	2	0	1	15
SOUTH ALABAMA	*19	0-4	0-0	0-0	2-2-4	3	1	1	0	0	0
TROY	-	-	-	-	-	-	-	-	-	-	-

** — Indicates Game Started*

AWARDS & HONORS

NOTABLES ...

- Lone freshman on the team after a standout prep career at local Nettleton High School.
- Made her debut in the season opener vs. CBC (11/6), playing six minutes
- Scored her first collegiate point on a free throw at DePaul (11/22)
- Grabbed 3 rebounds and dished out an assist at Murray State (11/26)
- Enjoyed a career-best day at San Diego State, earning 3 points, 3 rebounds and 3 steals (11/30).
- Career-high 5 points at Memphis (12/14).
- Career-high 4 rebounds at Texas State in a season-high 21 minutes (1/4).
- Scored four points at Little Rock (1/18)
- Posted a career-best day in her first collegiate start, dropping 15 points, seven rebounds and three steals in a win over Coastal Carolina (1/25) in which she hit 6-of-10 from the field (2-of-2 from three).
- Swiped three steals at Troy (2/22)
- Matched her career high with 15 points vs. Little Rock, making every shot she took both in the field and at the free-throw line.

MYA LOVE'S CAREER STATISTICS

				Field Goals		3-Point		F-Throws		Rebounds									Scoring	
SEASON	TEAM	GP-GS	MIN/AVG	FG-FGA	FG%	3FG-FGA	3FG%	FT-FTA	FT%	OFF	DEF	TOT	AVG	PF-FO	AST	TO	BLK	STL	PTS	AVG
2019-20	ASU	24-7	348/14.5	24-69	.348	5-18	.278	14-22	.636	26	26	52	2.2	44-0	12	20	0	19	67	2.8
TOTAL		**24-7**	**348/14.5**	**24-69**	**.348**	**5-18**	**.278**	**14-22**	**.636**	**26**	**26**	**52**	**2.2**	**44-0**	**12**	**20**	**0**	**19**	**67**	**2.8**

5 PAYTON TENNISON

Guard | 5-11 | Senior

Valley Springs, Arkansas | Valley Springs HS

SEASON HIGHS

Points	26 vs Central Baptist (11/6/19)
Rebounds	6 at Troy (2/22/20)
FG Made	8 vs Central Baptist (11/6/19)
FG Attempts	15 at South Alabama (2/20/20)
3PT FG Made	8 vs Central Baptist (11/6/19)
3PT FG Attempts	13 at Georgia State (2/6/20)
FT Made	2 (3x) Last at Troy (2/22/20)
FT Attempts	2 (4x) Last at Troy (2/22/20)
Assists	5 vs South Alabama (3/5/20)
Blocks	3 vs Central Baptist (11/6/19)
Steals	3 (4x) Last at South Alabama (2/20/20)

CAREER HIGHS

Points	26 vs Central Baptist (11/6/19)
Rebounds	6 (2x) Last at Troy (2/22/20)
FG Made	8 vs Central Baptist (11/6/19)
FG Attempts	15 at South Alabama (2/20/20)
3PT FG Made	8 vs Central Baptist (11/6/19)
3PT FG Attempts	13 at Georgia State (2/6/20)
FT Made	6 at Louisiana (3/9/19)
FT Attempts	6 at Louisiana (3/9/19)
Assists	7 vs UT Arlington (1/12/18)
Blocks	3 (3x) Last vs Central Baptist (11/6/19)
Steals	3 (6x) Last at South Alabama (2/20/20)

TENNISON'S 2019-20 GAME-BY-GAME (* — Indicates Game Started)

Opponent	Min.	FG-A	3PT-A	FT-A	O-D-T	PF	Ast.	TO	Blk.	Stl.	Pts.
CENTRAL BAPTIST	*24	8-13	8-11	2-2	0-2-2	0	4	3	3	2	26
at Tulsa	*18	2-6	2-5	1-2	0-2-2	2	0	1	1	1	7
SEMO	*35	5-10	2-5	0-0	0-2-2	3	2	0	0	0	12
at DePaul	*14	1-2	0-1	0-0	0-1-1	2	0	1	0	0	2
North Carolina A&T	*36	1-9	1-8	0-0	0-3-3	3	1	0	1	3	3
at Murray State	*10	0-3	0-3	0-0	0-2-2	3	1	1	0	0	0
at San Diego State	24	5-5	4-4	0-0	0-4-4	1	3	0	1	0	14
UAPB	21	5-8	3-6	2-2	0-0-0	0	0	1	0	3	15
at Memphis	9	0-1	0-1	0-0	0-2-2	4	0	0	0	1	0
at Baylor	25	1-8	1-7	0-0	0-2-2	0	0	0	0	0	3
at Louisiana Tech	*20	1-4	1-4	0-0	0-1-1	2	1	1	1	3	3
at UT Arlington	DNP										
at Texas State	DNP										
GEORGIA STATE	15	0-5	0-4	0-0	0-1-1	1	3	0	0	1	0
GA. SOUTHERN	15	2-3	2-3	0-0	0-1-1	0	0	1	1	0	6
APPALACHIAN STATE	16	5-5	4-4	0-0	2-3-5	0	2	4	0	2	14
at Little Rock	16	0-1	0-0	0-0	0-1-1	0	2	0	0	0	0
at Louisiana	2	0-0	0-0	0-0	0-0-0	0	1	1	0	0	0
COASTAL CAROLINA	8	0-2	0-1	0-0	0-0-0	0	0	3	0	1	0
at ULM	28	1-7	1-7	2-2	0-0-0	0	3	0	0	0	5
at Georgia State	31	6-13	6-13	0-0	0-3-3	3	0	3	1	0	18
at Georgia Southern	22	1-5	0-4	0-0	0-1-1	***5***	0	1	0	0	2
UT ARLINGTON	29	3-8	3-8	0-0	0-2-2	1	2	0	0	0	9
TEXAS STATE	27	3-7	1-5	0-0	0-4-4	2	3	3	1	2	7
at South Alabama	36	6-15	3-10	0-0	0-5-5	3	2	2	2	3	15
at Troy	*34	4-12	1-7	2-2	0-6-6	2	2	0	2	2	11
LITTLE ROCK	*16	0-3	0-1	0-0	0-2-2	4	2	1	0	0	0
SOUTH ALABAMA	*35	5-13	5-12	0-0	0-5-5	0	5	2	2	1	15
TROY	-	-	-	-	-	-	-	-	-	-	-

** — Indicates Game Started*

AWARDS & HONORS

NOTABLES ...

- Ranked second on the team in three-pointers made (30), free-throw percentage (.862) and blocks (12) in 2018-19.
- Made 27 appearances, 19 starts as a junior
- Made her 100th three-pointer with six seconds left at Tulsa on 11/9 to pull A-State to within one
- Went a perfect 5-of-5 from the field (4-of-4 from three) off the bench at San Diego State (11/30).
- Provided a spark off the bench vs. UAPB (12/9), tallying 15 points on 5-of-8 shooting (3-of-6 from three).
- Scored six points on a pair of threes vs. Georgia Southern (1/11)
- Shot a perfect 5-of-5 (4-of-4 from three) vs. Appalachian State (1/16)
- Hauled in a season-high 6 rebounds at Troy (2/22)
- Scored 15 points vs. South Alabama (3/5)

PAYTON TENNISON'S CAREER STATISTICS

				Field Goals		3-Point		F-Throws		Rebounds									Scoring	
SEASON	TEAM	GP-GS	MIN/AVG	FG-FGA	FG%	3FG-FGA	3FG%	FT-FTA	FT%	OFF	DEF	TOT	AVG	PF-FO	AST	TO	BLK	STL	PTS	AVG
2016-17	ASU	29-0	297/10.2	31-78	.397	23-58	.397	6-13	.462	0	27	27	0.9	28-1	23	31	7	8	91	3.1
2017-18	ASU	29-13	581/20.0	59-172	.343	37-123	.301	14-17	.824	6	44	50	1.7	43-1	54	57	16	18	169	5.8
2018-19	ASU	27-19	557/20.6	59-148	.399	30-94	.319	25-29	.862	3	38	41	1.5	48-0	43	46	12	17	173	6.4
2019-20	ASU	26-10	566/21.8	65-168	.387	48-134	.358	9-10	.900	2	55	57	2.2	41-1	39	29	16	25	187	7.2
TOTAL		**111-42**	**2002/18.0**	**214-566**	**.378**	**138-409**	**.337**	**54-69**	**.783**	**11**	**164**	**175**	**1.6**	**160-3**	**159**	**163**	**51**	**68**	**620**	**5.6**

10 JADA STINSON

Guard | 5-8 | Junior

Fayetteville, North Carolina | Elizabethtown HS | Memphis

SEASON HIGHS

Points	
Rebounds	
FG Made	
FG Attempts	
3PT FG Made	
3PT FG Attempts	
FT Made	
FT Attempts	
Assists	
Blocks	
Steals	

CAREER HIGHS

Points	17 vs. Temple (3/4/19)
Rebounds	6 vs. Tulsa (2/24/18)
FG Made	7 at Tulsa (1/13/18)
FG Attempts	14 vs. Temple (3/4/19)
3PT FG Made	5 vs. Temple (3/4/19)
3PT FG Attempts	12 vs. Temple (3/4/19)
FT Made	4 (2x) Last vs. Samford (12/9/18)
FT Attempts	5 vs. Samford (12/9/18)
Assists	7 at East Carolina (2/14/18)
Blocks	1 (7x) Last at South Florida (1/19/19)
Steals	3 at UCF (2/3/18)

STINSON'S 2019-20 GAME-BY-GAME (* — Indicates Game Started)

Opponent	Min.	FG-A	3PT-A	FT-A	O-D-T	PF	Ast.	TO	Blk.	Stl.	Pts.
CENTRAL BAPTIST	DNP										
at Tulsa	DNP										
SEMO	DNP										
at DePaul	DNP										
North Carolina A&T	DNP										
at Murray State	DNP										
at San Diego State	DNP										
UAPB	DNP										
at Memphis	DNP										
at Baylor	DNP										
at Louisiana Tech	DNP										
at UT Arlington	DNP										
at Texas State	DNP										
GEORGIA STATE	DNP										
GA. SOUTHERN	DNP										
APPALACHIAN STATE	DNP										
at Little Rock	DNP										
at Louisiana	DNP										
COASTAL CAROLINA	DNP										
at ULM	DNP										
at Georgia State	DNP										
at Georgia Southern	DNP										
UT ARLINGTON	DNP										
TEXAS STATE	DNP										
at South Alabama	DNP										
at Troy	DNP										
LITTLE ROCK	DNP										
SOUTH ALABAMA	DNP										
TROY	-	-	-	-	-	-	-	-	-	-	-

** — Indicates Game Started*

AWARDS & HONORS

NOTABLES ...

- Redshirting the 2019-20 season after transferring from Memphis.

JADA STINSON'S CAREER STATISTICS

				Field Goals		3-Point		F-Throws		Rebounds									Scoring	
SEASON	TEAM	GP-GS	MIN/AVG	FG-FGA	FG%	3FG-FGA	3FG%	FT-FTA	FT%	OFF	DEF	TOT	AVG	PF-FO	AST	TO	BLK	STL	PTS	AVG
2017-18	Mem	28-14	858/30.6	71-202	.351	29-95	.305	20-33	.606	11	52	63	2.3	46-1	73	81	3	24	191	6.8
2018-19	Mem	30-16	728/24.3	66-213	.310	33-130	.254	8-15	.533	10	48	58	1.9	34-0	48	54	4	19	173	5.8
TOTAL FOR ASU		**0-0**	**0/0.0**	**0-0**	**.000**	**0-0**	**.000**	**0-0**	**.000**	**0**	**0**	**0**	**0.0**	**0-0**	**0**	**0**	**0**	**0**	**0**	**0.0**
TOTAL		**58-30**	**1586/27.3**	**137-415**	**.330**	**62-225**	**.276**	**28-48**	**.583**	**21**	**100**	**121**	**2.1**	**80-1**	**121**	**135**	**7**	**43**	**364**	**6.3**

13 TALIA ROLDAN

Forward | 6-4 | Junior
Merrillville, Indiana | Andrean HS | UAB

SEASON HIGHS

Points	
Rebounds	
FG Made	
FG Attempts	
3PT FG Made	
3PT FG Attempts	
FT Made	
FT Attempts	
Assists	
Blocks	
Steals	

CAREER HIGHS

Points	6 (2x) Last vs. Florida Atlantic (1/27/18)
Rebounds	4 (3x) Last at Louisiana Tech (3/7/19)
FG Made	3 vs. Samford (12/7/17)
FG Attempts	5 at Louisiana Tech (3/7/19)
3PT FG Made	
3PT FG Attempts	3 at Chicago State (11/20/18)
FT Made	4 vs. Miles College (11/15/17)
FT Attempts	6 vs. Miles College (11/15/17)
Assists	1 (2x) Last at Arkansas (3/24/19)
Blocks	2 vs. Florida Atlantic (1/27/18)
Steals	2 at Chicago State (11/20/18)

ROLDAN'S 2019-20 GAME-BY-GAME (* — Indicates Game Started)

Opponent	Min.	FG-A	3PT-A	FT-A	O-D-T	PF	Ast.	TO	Blk.	Stl.	Pts.
CENTRAL BAPTIST	DNP										
at Tulsa	DNP										
SEMO	DNP										
at DePaul	DNP										
North Carolina A&T	DNP										
at Murray State	DNP										
at San Diego State	DNP										
UAPB	DNP										
at Memphis	DNP										
at Baylor	DNP										
at Louisiana Tech	DNP										
at UT Arlington	DNP										
at Texas State	DNP										
GEORGIA STATE	DNP										
GA. SOUTHERN	DNP										
APPALACHIAN STATE	DNP										
at Little Rock	DNP										
at Louisiana	DNP										
COASTAL CAROLINA	DNP										
at ULM	DNP										
at Georgia State	DNP										
at Georgia Southern	DNP										
UT ARLINGTON	DNP										
TEXAS STATE	DNP										
at South Alabama	DNP										
at Troy	DNP										
LITTLE ROCK	DNP										
SOUTH ALABAMA	DNP										
TROY	-	-	-	-	-	-	-	-	-	-	-

** — Indicates Game Started*

AWARDS & HONORS

NOTABLES ...

- Redshirting the 2019-20 season after transferring from UAB.

TALIA ROLDAN'S CAREER STATISTICS

				Field Goals		3-Point		F-Throws		Rebounds									Scoring	
SEASON	TEAM	GP-GS	MIN/AVG	FG-FGA	FG%	3FG-FGA	3FG%	FT-FTA	FT%	OFF	DEF	TOT	AVG	PF-FO	AST	TO	BLK	STL	PTS	AVG
2017-18	UAB	16-0	97/6.1	11-21	.524	0-4	.000	10-15	.667	7	9	16	1.0	9-0	0	7	4	0	32	2.0
2018-19	UAB	19-0	76/4.0	4-21	.190	0-10	.000	13-18	.722	5	14	19	1.0	11-0	2	3	4	2	21	1.1
TOTAL FOR ASU		**0-0**	**0/0.0**	**0-0**	**.000**	**0-0**	**.000**	**0-0**	**.000**	**0**	**0**	**0**	**0.0**	**0-0**	**0**	**0**	**0**	**0**	**0**	**0.0**
TOTAL		**35-0**	**173/4.9**	**15-42**	**.357**	**0-14**	**.000**	**23-33**	**.697**	**12**	**23**	**35**	**1.0**	**20-0**	**2**	**10**	**8**	**2**	**53**	**1.5**



14 HAILEE ERICKSON

Guard | 5-5 | Junior

Alton, Missouri | Alton HS | Three Rivers College (Mo.)

SEASON HIGHS

Points	6 at DePaul (11/22/19)
Rebounds	2 at DePaul (11/22/19)
FG Made	2 at DePaul (11/22/19)
FG Attempts	6 vs Central Baptist (11/6/19)
3PT FG Made	2 at DePaul (11/22/19)
3PT FG Attempts	6 vs Central Baptist (11/6/19)
FT Made	
FT Attempts	2 vs UT Arlington (2/13/20)
Assists	2 vs Central Baptist (11/6/19)
Blocks	
Steals	2 vs North Carolina A&T (11/23/19)

CAREER HIGHS

Points	6 at DePaul (11/22/19)
Rebounds	2 at DePaul (11/22/19)
FG Made	2 at DePaul (11/22/19)
FG Attempts	6 vs Central Baptist (11/6/19)
3PT FG Made	2 at DePaul (11/22/19)
3PT FG Attempts	6 vs Central Baptist (11/6/19)
FT Made	
FT Attempts	2 vs UT Arlington (2/13/20)
Assists	2 vs Central Baptist (11/6/19)
Blocks	
Steals	2 vs North Carolina A&T (11/23/19)

ERICKSON'S 2019-20 GAME-BY-GAME (* — Indicates Game Started)

Opponent	Min.	FG-A	3PT-A	FT-A	O-D-T	PF	Ast.	TO	Blk.	Stl.	Pts.
CENTRAL BAPTIST	11	1-6	1-6	0-0	0-1-1	1	2	0	0	0	3
at Tulsa	3	0-1	0-1	0-0	0-0-0	0	1	0	0	0	0
SEMO	5	0-1	0-1	0-0	0-1-1	1	0	0	0	0	0
at DePaul	9	2-5	2-5	0-0	1-1-2	1	1	1	0	0	6
North Carolina A&T	10	0-2	0-2	0-0	0-0-0	1	0	1	0	2	0
at Murray State	5	0-2	0-1	0-0	0-0-0	1	1	0	0	0	0
at San Diego State	DNP										
UAPB	8	1-2	1-2	0-0	0-0-0	0	0	0	0	0	3
at Memphis	7	0-2	0-2	0-0	0-0-0	1	0	2	0	0	0
at Baylor	DNP										
at Louisiana Tech	DNP										
at UT Arlington	DNP										
at Texas State	DNP										
GEORGIA STATE	DNP										
GA. SOUTHERN	DNP										
APPALACHIAN STATE	DNP										
at Little Rock	DNP										
at Louisiana	DNP										
COASTAL CAROLINA	DNP										
at ULM	DNP										
at Georgia State	DNP										
at Georgia Southern	DNP										
UT ARLINGTON	6	0-2	0-2	0-2	0-0-0	0	0	0	0	0	0
TEXAS STATE	5	1-2	1-2	0-0	0-1-1	2	0	1	0	0	3
at South Alabama	DNP										
at Troy	DNP										
LITTLE ROCK	DNP										
SOUTH ALABAMA	DNP										
TROY	-	-	-	-	-	-	-	-	-	-	-

** — Indicates Game Started*

AWARDS & HONORS

NOTABLES ...

- Third-Team NJCAA All-American after leading Three Rivers College in scoring (14.3 ppg)
- Finished her JUCO career third all-time in school history for three-pointers made (159).
- Netted a trey in her first A-State appearance on 11/6 vs. CBC, playing 11 minutes
- Posted a season-best six points at DePaul on 11/22

HAILEE ERICKSON'S CAREER STATISTICS

				Field Goals		3-Point		F-Throws		Rebounds									Scoring	
SEASON	TEAM	GP-GS	MIN/AVG	FG-FGA	FG%	3FG-FGA	3FG%	FT-FTA	FT%	OFF	DEF	TOT	AVG	PF-FO	AST	TO	BLK	STL	PTS	AVG
2019-20	ASU	10-0	71/7.1	5-25	.200	5-24	.208	0-2	.000	1	4	5	0.5	8-0	5	5	0	2	15	1.5
TOTAL		**10-0**	**71/7.1**	**5-25**	**.200**	**5-24**	**.208**	**0-2**	**.000**	**1**	**4**	**5**	**0.5**	**8-0**	**5**	**5**	**0**	**2**	**15**	**1.5**

21 SHAMEKA TUBBS

Forward | 6-0 | RS Junior

Tuscaloosa, Alabama | Northridge HS | Labette CC (Kan.)

SEASON HIGHS

Points	6 vs North Carolina A&T (11/23/19)
Rebounds	5 (2x) Last at Texas State (1/4/20)
FG Made	3 vs North Carolina A&T (11/23/19)
FG Attempts	4 (3x) Last at Troy (2/22/20)
3PT FG Made	
3PT FG Attempts	
FT Made	2 vs UAPB (12/9/19)
FT Attempts	3 at ULM (2/1/20)
Assists	2 at San Diego State (11/30/19)
Blocks	2 vs Central Baptist (11/6/19)
Steals	2 vs. Georgia State (1/9/20)

CAREER HIGHS

Points	6 vs North Carolina A&T (11/23/19)
Rebounds	5 (2x) Last at Texas State (1/4/20)
FG Made	3 vs North Carolina A&T (11/23/19)
FG Attempts	4 (3x) Last at Troy (2/22/20)
3PT FG Made	
3PT FG Attempts	
FT Made	2 vs UAPB (12/9/19)
FT Attempts	3 at ULM (2/1/20)
Assists	2 at San Diego State (11/30/19)
Blocks	2 vs Central Baptist (11/6/19)
Steals	2 vs. Georgia State (1/9/20)

TUBBS' 2019-20 GAME-BY-GAME (* — Indicates Game Started)

Opponent	Min.	FG-A	3PT-A	FT-A	O-D-T	PF	Ast.	TO	Blk.	Stl.	Pts.
CENTRAL BAPTIST	*20	2-3	0-0	1-1	3-1-4	2	0	1	2	1	5
at Tulsa	*8	0-2	0-0	0-0	3-2-5	4	0	0	0	0	0
SEMO	9	0-1	0-0	0-0	2-0-2	0	0	0	0	0	0
at DePaul	10	2-2	0-0	0-0	0-2-2	1	0	0	1	0	4
North Carolina A&T	13	3-4	0-0	0-1	2-2-4	3	0	1	0	1	6
at Murray State	5	0-0	0-0	0-2	0-0-0	0	1	0	1	1	0
at San Diego State	*22	1-2	0-0	0-0	2-2-4	2	2	3	0	1	2
UAPB	*11	0-0	0-0	2-2	0-3-3	3	0	0	1	0	2
at Memphis	11	1-2	0-0	0-0	1-2-3	3	0	2	1	0	2
at Baylor	*15	0-2	0-0	0-0	1-0-1	1	0	3	0	1	0
at Louisiana Tech	4	0-0	0-0	0-0	1-0-1	1	0	1	1	0	0
at UT Arlington	6	0-0	0-0	0-0	0-1-1	0	0	0	1	0	0
at Texas State	12	0-4	0-0	0-0	2-3-5	3	0	0	0	1	0
GEORGIA STATE	18	1-3	0-0	0-2	0-4-4	2	1	1	0	2	2
GA. SOUTHERN	1	0-0	0-0	0-0	1-0-1	2	0	1	0	0	0
APPALACHIAN STATE	6	0-0	0-0	0-0	1-0-1	0	0	2	0	0	0
at Little Rock	2	0-0	0-0	0-0	0-0-0	0	0	0	0	0	0
at Louisiana	9	1-2	0-0	0-2	1-0-1	3	1	2	1	0	2
COASTAL CAROLINA	1	0-0	0-0	0-0	0-0-0	0	0	0	0	0	0
at ULM	7	1-2	0-0	1-3	2-0-2	3	0	1	0	1	3
at Georgia State	3	0-0	0-0	0-0	1-0-1	0	0	1	0	0	0
at Georgia Southern	*8	1-4	0-0	0-0	0-2-2	2	0	0	1	0	2
UT ARLINGTON	4	0-2	0-0	0-0	1-1-2	2	0	2	1	0	0
TEXAS STATE	*4	1-1	0-0	1-1	1-0-1	2	0	0	0	1	3
at South Alabama	3	0-0	0-0	0-0	0-0-0	1	0	0	1	0	0
at Troy	11	2-4	0-0	0-2	3-1-4	2	0	0	0	0	4
LITTLE ROCK	DNP										
SOUTH ALABAMA	2	1-2	0-0	1-2	0-1-1	0	1	0	0	0	3
TROY	-	-	-	-	-	-	-	-	-	-	-

** — Indicates Game Started*

AWARDS & HONORS

NOTABLES ...

- Redshirted her first season at Arkansas State after a standout career at Labette (Kansas) CC
- Started in her A-State debut, scoring five points vs. CBC (11/6)
- Career-high six points on 3-of-4 shooting vs. North Carolina A&T (11/23)
- Scored 4 points and grabbed four rebounds at Troy (2/22).

SHAMEKA TUBBS' CAREER STATISTICS

				Field Goals		3-Point		F-Throws		Rebounds									Scoring	
SEASON	TEAM	GP-GS	MIN/AVG	FG-FGA	FG%	3FG-FGA	3FG%	FT-FTA	FT%	OFF	DEF	TOT	AVG	PF-FO	AST	TO	BLK	STL	PTS	AVG
2019-20	ASU	27-7	225/8.3	17-42	.405	0-0	.000	6-18	.333	28	27	55	2.0	42-0	6	21	12	10	40	1.5
TOTAL		**27-7**	**225/8.3**	**17-42**	**.405**	**0-0**	**.000**	**6-18**	**.333**	**28**	**27**	**55**	**2.0**	**42-0**	**6**	**21**	**12**	**10**	**40**	**1.5**



22 MAGGIE MAHAN

Guard | 5-9 | Junior
Center Ridge, Arkansas | Nemo Vista HS

SEASON HIGHS

Points	5 (2x) Last at Louisiana (1/23/20)
Rebounds	3 at Memphis (12/14/19)
FG Made	2 (2x) Last at Louisiana (1/23/20)
FG Attempts	4 (2x) Last at Louisiana (1/23/20)
3PT FG Made	1 (4x) Last at Louisiana (1/23/20)
3PT FG Attempts	2 (2x) Last at Louisiana (1/23/20)
FT Made	2 (3x) Last vs UAPB (12/9/19)
FT Attempts	2 (3x) Last vs UAPB (12/9/19)
Assists	4 vs UAPB (12/9/19)
Blocks	1 (2x) Last vs UT Arlington (2/13/20)
Steals	2 at Murray State (11/26/19)

CAREER HIGHS

Points	5 (2x) Last at Louisiana (1/23/20)
Rebounds	3 (3x) Last at Memphis (12/14/19)
FG Made	2 (2x) Last vs Appalachian State (1/16/20)
FG Attempts	5 at Troy (2/8/18)
3PT FG Made	1 (5x) Last at Louisiana (1/23/20)
3PT FG Attempts	3(2x) Last: at Troy (2/8/18)
FT Made	2 (4x) Last vs UAPB (12/9/19)
FT Attempts	2 (5x) Last vs UAPB (12/9/19)
Assists	4 vs UAPB (12/9/19)
Blocks	1 (2x) Last vs UT Arlington (2/13/20)
Steals	2 at Murray State (11/26/19)

MAHAN'S 2019-20 GAME-BY-GAME (* — Indicates Game Started)

Opponent	Min.	FG-A	3PT-A	FT-A	O-D-T	PF	Ast.	TO	Blk.	Stl.	Pts.
CENTRAL BAPTIST	DNP										
at Tulsa	DNP										
SEMO	1	0-0	0-0	0-0	0-0-0	0	0	0	0	0	0
at DePaul	14	0-1	0-0	2-2	0-2-2	1	2	3	0	0	2
North Carolina A&T	2	0-0	0-0	0-0	0-1-1	0	0	1	0	0	0
at Murray State	16	1-2	1-1	1-2	0-0-0	3	1	1	0	2	4
at San Diego State	*13	0-0	0-0	2-2	0-0-0	1	3	1	0	0	2
UAPB	*14	1-4	0-1	2-2	1-0-1	0	4	0	0	0	4
at Memphis	*10	0-1	0-0	0-0	0-3-3	1	0	1	0	0	0
at Baylor	DNP										
at Louisiana Tech	9	0-1	0-0	0-0	0-1-1	2	0	1	0	0	0
at UT Arlington	13	1-1	0-0	0-0	0-1-1	0	1	1	0	1	2
at Texas State	9	1-1	1-1	0-0	0-0-0	0	1	0	0	0	3
GEORGIA STATE	2	0-0	0-0	0-0	0-0-0	0	0	0	0	1	0
GA. SOUTHERN	DNP										
APPALACHIAN STATE	17	2-2	1-1	0-0	0-2-2	2	0	2	0	1	5
at Little Rock	6	1-1	0-0	0-0	0-0-0	1	0	2	0	0	2
at Louisiana	16	2-4	1-2	0-0	0-1-1	3	0	1	0	0	5
COASTAL CAROLINA	DNP										
at ULM	4	0-1	0-1	0-0	0-0-0	0	0	0	1	0	0
at Georgia State	3	0-0	0-0	0-0	0-1-1	1	0	0	0	0	0
at Georgia Southern	4	0-1	0-1	0-0	0-0-0	0	0	0	0	0	0
UT ARLINGTON	10	1-2	0-1	0-0	0-2-2	2	0	1	1	1	2
TEXAS STATE	5	0-0	0-0	0-0	0-1-1	0	1	2	0	0	0
at South Alabama	DNP										
at Troy	DNP										
LITTLE ROCK	DNP										
SOUTH ALABAMA	DNP										
TROY	-	-	-	-	-	-	-	-	-	-	-

*— Indicates Game Started

AWARDS & HONORS

- Athletic Director's Honor Roll (2x)

NOTABLES ...

- Made 11 appearances off the bench as a sophomore, playing a season-high 9 minutes at Appalachian State.
- Played a season-best 14 minutes at DePaul (11/22), scoring 2 points and dishing out a pair of assists.
- Played 16 minutes at Murray State, including starting the second half, drilling a three and grabbing a career-high 2 steals (11/26)
- Drew her first career start at San Diego State (11/30), matching her career high with 3 assists.
- Career-high 4 assists while matching her career-best scoring output (4) vs. UAPB (12/9).
- Scored a career-high 5 points vs. Appalachian State (1/16)

MAGGIE MAHAN'S CAREER STATISTICS

				Field Goals		3-Point		F-Throws		Rebounds									Scoring	
SEASON	TEAM	GP-GS	MIN/AVG	FG-FGA	FG%	3FG-FGA	3FG%	FT-FTA	FT%	OFF	DEF	TOT	AVG	PF-FO	AST	TO	BLK	STL	PTS	AVG
2017-18	ASU	13-0	60/4.6	4-16	.250	1-8	.125	1-2	.500	1	7	8	0.6	8-0	6	5	0	2	10	0.8
2018-19	ASU	11-0	53/4.8	1-6	.167	0-3	.000	2-2	1.000	3	5	8	0.7	4-0	4	5	0	2	4	0.4
2019-20	ASU	19-3	169/8.9	10-22	.455	4-9	.444	7-8	.875	1	15	16	0.8	17-0	13	17	2	6	31	1.6
TOTAL		**43-3**	**282/6.6**	**15-44**	**.341**	**5-20**	**.250**	**10-12**	**.833**	**5**	**27**	**32**	**0.7**	**29-0**	**23**	**27**	**2**	**10**	**45**	**1.0**

23 TRINITEE JACKSON

Forward | 6-3 | Sophomore
Hopkinsville, Kentucky | Christian County HS

SEASON HIGHS

Points	11 (2x) Last vs Texas State (2/15/20)
Rebounds	17 vs Central Baptist (11/6/19)
FG Made	4 (2x) Last vs Texas State (2/15/20)
FG Attempts	10 vs SEMO (11/13/19)
3PT FG Made	
3PT FG Attempts	
FT Made	5 vs Central Baptist (11/6/19)
FT Attempts	11 vs Central Baptist (11/6/19)
Assists	1 (3x) Last at South Alabama (2/20/20)
Blocks	1 (6x) Last at South Alabama (2/20/20)
Steals	2 at UT Arlington (1/2/20)

CAREER HIGHS

Points	12 vs Louisiana Tech (11/20/18)
Rebounds	17 vs Central Baptist (11/6/19)
FG Made	4 (5x) Last vs Texas State (2/15/20)
FG Attempts	10 vs SEMO (11/13/19)
3PT FG Made	
3PT FG Attempts	
FT Made	5 vs Central Baptist (11/6/19)
FT Attempts	11 vs Central Baptist (11/6/19)
Assists	2 at UT Arlington (2/16/19)
Blocks	1 (10x) Last at South Alabama (2/20/20)
Steals	2 (2x) Last at UT Arlington (1/2/20)

JACKSON'S 2019-20 GAME-BY-GAME (* — Indicates Game Started)

Opponent	Min.	FG-A	3PT-A	FT-A	O-D-T	PF	Ast.	TO	Blk.	Stl.	Pts.
CENTRAL BAPTIST	13	3-9	0-0	5-11	10-7-17	2	0	1	1	0	11
at Tulsa	12	2-3	0-0	1-4	1-4-5	3	0	0	0	0	5
SEMO	11	3-10	0-0	2-2	3-3-6	1	0	0	0	0	8
at DePaul	3	1-3	0-0	0-0	0-1-1	0	0	1	0	0	2
North Carolina A&T	8	0-1	0-0	2-2	1-2-3	1	0	2	0	1	2
at Murray State	3	1-3	0-0	1-2	2-0-2	0	0	2	0	0	3
at San Diego State	15	4-9	0-0	1-2	4-3-7	2	1	3	0	1	9
UAPB	4	0-1	0-0	0-0	0-0-0	0	0	0	0	0	0
at Memphis	4	0-3	0-0	0-0	1-3-4	1	0	3	1	1	0
at Baylor	5	1-1	0-0	1-3	0-0-0	2	0	5	0	0	3
at Louisiana Tech	8	0-2	0-0	1-2	2-0-2	2	0	1	0	1	1
at UT Arlington	15	0-6	0-0	2-4	2-5-7	1	0	5	0	2	2
at Texas State	DNP										
GEORGIA STATE	1	0-0	0-0	0-0	0-0-0	0	0	0	0	0	0
GA. SOUTHERN	3	1-1	0-0	0-1	0-2-2	0	0	0	0	0	2
APPALACHIAN STATE	2	0-1	0-0	0-0	0-0-0	0	0	0	0	0	0
at Little Rock	3	1-1	0-0	0-0	0-0-0	0	0	0	0	0	2
at Louisiana	11	1-2	0-0	3-6	0-2-2	2	0	1	1	1	5
COASTAL CAROLINA	DNP										
at ULM	6	0-3	0-0	1-2	1-2-3	2	0	1	1	0	1
at Georgia State	1	0-0	0-0	0-0	0-0-0	0	0	0	0	0	0
at Georgia Southern	2	0-2	0-0	0-0	1-0-1	0	0	0	0	0	0
UT ARLINGTON	7	1-2	0-0	0-1	0-0-0	1	1	0	1	0	2
TEXAS STATE	13	4-8	0-0	3-4	4-2-6	3	0	2	0	0	11
at South Alabama	10	0-4	0-0	0-2	1-0-1	2	1	1	1	1	0
at Troy	3	1-3	0-0	0-0	0-0-0	0	0	0	0	0	2
LITTLE ROCK	6	0-1	0-0	0-0	0-2-2	1	0	1	0	0	0
SOUTH ALABAMA	10	2-5	0-0	2-2	2-4-6	2	0	1	0	1	6
TROY	-	-	-	-	-	-	-	-	-	-	-

** — Indicates Game Started*

AWARDS & HONORS

NOTABLES ...

- Played in all 30 games as a rookie, totaling 296 minutes played.
- Led the team in rebounding at Texas A&M (11/23/18).
- Hauled in a career high 17 rebounds in just 13 minutes in the season opener vs. CBC (11/6), recording a double-double with 11 points.
- Scored 9 points in 15 minutes on 4-of-9 shooting at San Diego State (11/30).
- Tallied 11 points and 6 rebounds in 13 minutes off the bench vs. Texas State (2/15)

TRINITEE JACKSON'S CAREER STATISTICS

				Field Goals		3-Point		F-Throws		Rebounds									Scoring	
SEASON	TEAM	GP-GS	MIN/AVG	FG-FGA	FG%	3FG-FGA	3FG%	FT-FTA	FT%	OFF	DEF	TOT	AVG	PF-FO	AST	TO	BLK	STL	PTS	AVG
2018-19	ASU	30-0	293/9.8	43-97	.443	0-0	.000	31-60	.517	44	39	83	2.8	44-0	7	31	4	7	117	3.9
2019-20	ASU	26-0	181/7.0	26-84	.310	0-0	.000	25-50	.500	35	42	77	3.0	28-0	3	30	6	9	77	3.0
TOTAL		**56-0**	**475/8.5**	**69-181**	**.381**	**0-0**	**.000**	**56-110**	**.509**	**79**	**81**	**160**	**2.9**	**72-0**	**10**	**61**	**10**	**16**	**194**	**3.5**

25 KAYLA WILLIAMS

Forward | 6-1 | RS Junior
Memphis, Tennessee | Overton HS

SEASON HIGHS

Points	14 vs Texas State (2/15/20)
Rebounds	5 at Baylor (12/18/19)
FG Made	5 (2x) Last vs Texas State (2/15/20)
FG Attempts	10 at Baylor (12/18/19)
3PT FG Made	3 (2x) Last vs Texas State (2/15/20)
3PT FG Attempts	5 (5x) Last vs Texas State (2/15/20)
FT Made	4 vs UAPB (12/9/19)
FT Attempts	6 vs UAPB (12/9/19)
Assists	4 vs Appalachian State (1/16/20)
Blocks	3 vs Central Baptist (11/6/19)
Steals	3 at Texas State (1/4/20)

CAREER HIGHS

Points	17 vs UMKC (11/15/16)
Rebounds	5 (2x) Last at Baylor (12/18/19)
FG Made	6 at UMKC (11/15/16)
FG Attempts	11 (2x) Last at Texas A&M (11/23/18)
3PT FG Made	4 (2x) Last vs Memphis (11/12/18)
3PT FG Attempts	9 at UMKC (11/15/16)
FT Made	4 vs UAPB (12/9/19)
FT Attempts	6 vs UAPB (12/9/19)
Assists	4 vs Appalachian State (1/16/20)
Blocks	3 vs Central Baptist (11/6/19)
Steals	3 at Texas State (1/4/20)

WILLIAMS' 2019-20 GAME-BY-GAME (* — Indicates Game Started)

Opponent	Min.	FG-A	3PT-A	FT-A	O-D-T	PF	Ast.	TO	Blk.	Stl.	Pts.
CENTRAL BAPTIST	17	3-6	2-2	0-0	1-2-3	3	0	3	3	1	8
at Tulsa	5	0-1	0-0	0-2	0-2-2	1	0	1	1	0	0
SEMO	7	2-4	1-3	0-0	0-4-4	0	0	0	0	0	5
at DePaul	29	1-3	0-1	0-0	0-4-4	0	1	5	0	0	2
North Carolina A&T	*13	0-4	0-4	0-0	0-4-4	1	0	1	0	0	0
at Murray State	*19	0-2	0-1	0-0	0-2-2	1	1	1	0	1	0
at San Diego State	7	1-3	1-3	0-0	0-0-0	1	0	1	0	0	3
UAPB	12	0-2	0-1	4-6	0-1-1	2	1	2	0	0	4
at Memphis	23	5-9	3-5	0-0	0-1-1	2	0	0	0	0	13
at Baylor	30	0-10	0-4	0-0	0-5-5	3	0	4	0	0	0
at Louisiana Tech	8	0-1	0-0	0-0	0-1-1	2	0	2	0	0	0
at UT Arlington	*16	0-4	0-3	0-0	0-1-1	0	0	0	0	1	0
at Texas State	*19	1-4	1-3	0-0	0-1-1	1	2	0	0	3	3
GEORGIA STATE	*12	0-0	0-0	0-0	0-1-1	1	0	1	1	0	0
GA. SOUTHERN	*13	1-4	1-3	0-0	0-2-2	0	2	0	0	0	2
APPALACHIAN STATE	*11	1-2	0-1	0-0	0-2-2	2	4	1	0	0	2
at Little Rock	*20	1-6	1-5	0-0	0-2-2	1	0	3	0	0	3
at Louisiana	*29	1-6	0-5	0-0	1-3-4	1	0	3	1	0	2
COASTAL CAROLINA	1	0-0	0-0	0-0	0-0-0	0	0	0	0	0	0
at ULM	DNP										
at Georgia State	DNP										
at Georgia Southern	*21	3-7	2-5	0-0	1-0-1	2	0	1	1	2	8
UT ARLINGTON	*9	1-2	1-2	0-0	0-1-1	0	0	1	0	0	3
TEXAS STATE	*40	5-9	3-5	1-2	1-2-3	2	1	0	0	1	14
at South Alabama	*6	1-3	0-1	0-0	0-1-1	0	0	0	0	0	2
at Troy	DNP										
LITTLE ROCK	1	1-1	1-1	0-0	0-0-0	0	0	0	0	0	3
SOUTH ALABAMA	7	0-1	0-0	0-0	0-0-0	0	0	0	0	0	0
TROY	-	-	-	-	-	-	-	-	-	-	-

** — Indicates Game Started*

AWARDS & HONORS

NOTABLES ...

- Made seven appearances (two starts) in her first year in 2018-19 after redshirting due to NCAA transfer rules.
- Led team in rebounding on 11/23/18 at Texas A&M
- Went 2-2 from deep en route to 8 points vs. CBC on 11/6
- Made her first start of the year on 11/23 vs. North Carolina A&T
- Made a career-best 4-of-6 from the free-throw line vs. UAPB (12/9)
- Scored a season-high 13 points on 5-9 shooting (3-5 from three) at Memphis (12/14)
- Nabbed 3 steals at Texas State (1/4).
- Scored 8 points in a start at Georgia Southern (2/8).
- Scored 14 points on 5-9 shooting (3-5 from three), while playing all 40 minutes, vs. Texas State (2/15).

KAYLA WILLIAMS' CAREER STATISTICS

				Field Goals		3-Point		F-Throws		Rebounds									Scoring	
SEASON	TEAM	GP-GS	MIN/AVG	FG-FGA	FG%	3FG-FGA	3FG%	FT-FTA	FT%	OFF	DEF	TOT	AVG	PF-FO	AST	TO	BLK	STL	PTS	AVG
2016-17	WSU	29-15	371/12.8	36-108	.333	22-67	.328	4-5	.800	6	17	23	0.8	28-0	13	18	5	5	98	3.4
2018-19	ASU	7-2	105/15.0	13-28	.464	9-19	.474	6-7	.857	0	6	6	0.9	10-0	9	7	0	3	41	5.9
2019-20	ASU	25-13	376/15.0	28-94	.298	17-58	.293	5-10	.500	4	42	46	1.8	26-0	12	30	7	9	78	3.1
TOTAL FOR ASU		**32-15**	**481/15.0**	**41-122**	**.336**	**26-77**	**.338**	**11-17**	**.647**	**4**	**48**	**52**	**1.6**	**36-0**	**21**	**37**	**7**	**12**	**119**	**3.7**
TOTAL		**61-30**	**852/14.0**	**77-230**	**.335**	**48-144**	**.333**	**15-22**	**.682**	**10**	**65**	**75**	**1.2**	**64-0**	**34**	**55**	**12**	**17**	**217**	**3.6**

35 PEYTON MARTIN

Forward | 5-11 | Junior
Pine Bluff, Arkansas | Watson Chapel HS

SEASON HIGHS

Points	23 at Murray State (11/26/19)
Rebounds	14 at Tulsa (11/9/19)
FG Made	9 at Murray State (11/26/19)
FG Attempts	18 vs SEMO (11/13/19)
3PT FG Made	1 (2x) Last vs Little Rock (2/28/20)
3PT FG Attempts	4 vs. Coastal Carolina (1/25/20)
FT Made	8 (2x) Last vs UT Arlington (2/13/20)
FT Attempts	11 at Georgia State (2/6/20)
Assists	3 at Troy (2/22/20)
Blocks	2 (4x) Last at Georgia State (2/6/20)
Steals	5 vs UAPB (12/9/19)

CAREER HIGHS

Points	27 at UT Martin (11/17/18)
Rebounds	14 at Tulsa (11/9/19)
FG Made	11 at UT Martin (11/17/18)
FG Attempts	18 (4x) Last vs SEMO (11/13/19)
3PT FG Made	3 at Ole Miss (12/2/17)
3PT FG Attempts	12 at Ole Miss (12/2/17)
FT Made	10 vs Memphis (11/12/18)
FT Attempts	12 vs Memphis (11/12/18)
Assists	4 at Coastal Carolina (1/26/19)
Blocks	2 (8x) Last at Georgia State (2/6/20)
Steals	5 vs UAPB (12/9/19)

MARTIN'S 2019-20 GAME-BY-GAME (* — Indicates Game Started)

Opponent	Min.	FG-A	3PT-A	FT-A	O-D-T	PF	Ast.	TO	Blk.	Stl.	Pts.
CENTRAL BAPTIST	*23	5-9	0-0	1-1	5-3-8	3	1	4	0	0	11
at Tulsa	*38	7-14	0-1	4-8	4-10-14	1	1	2	2	0	18
SEMO	*33	7-18	1-2	4-7	5-4-9	0	1	0	2	0	19
at DePaul	*19	4-6	0-0	5-7	0-1-1	1	0	1	1	0	13
North Carolina A&T	*22	1-5	0-2	4-6	0-4-4	***5***	1	6	0	2	6
at Murray State	*33	9-15	0-0	5-9	4-1-5	4	0	1	2	3	23
at San Diego State	DNP										
UAPB	26	8-11	0-0	2-8	5-4-9	2	2	3	1	5	18
at Memphis	*22	1-8	0-1	3-10	1-4-5	3	0	2	0	1	5
at Baylor	*22	3-9	0-2	5-6	1-0-1	***5***	1	2	0	0	11
at Louisiana Tech	*34	5-15	0-0	2-4	3-4-7	4	2	4	0	2	12
at UT Arlington	*33	4-8	0-0	5-7	2-1-3	2	1	2	0	2	13
at Texas State	*16	3-7	0-1	0-0	1-0-1	3	1	2	1	3	6
GEORGIA STATE	*23	5-11	0-0	4-6	5-2-7	***5***	0	0	0	1	14
GA. SOUTHERN	*33	6-7	0-0	5-7	0-3-3	1	0	1	0	2	17
APPALACHIAN STATE	*25	8-11	0-0	4-7	3-2-5	2	1	2	0	0	20
at Little Rock	*35	3-4	0-0	4-4	2-7-9	2	0	4	1	0	10
at Louisiana	*13	2-4	0-0	0-0	0-1-1	3	0	3	0	1	4
COASTAL CAROLINA	*27	2-15	0-4	2-2	1-5-6	2	1	1	0	0	6
at ULM	*24	6-11	0-0	3-4	2-2-4	3	0	3	0	1	15
at Georgia State	*31	3-13	0-0	8-11	4-4-8	4	1	3	2	1	14
at Georgia Southern	*24	4-8	0-0	0-0	3-5-8	4	1	3	0	2	8
UT ARLINGTON	*28	4-7	0-0	8-9	1-2-3	1	0	1	0	3	16
TEXAS STATE	DNP										
at South Alabama	*24	4-10	0-0	3-4	2-1-3	2	0	3	0	2	11
at Troy	*22	2-7	0-1	3-4	2-4-6	4	3	3	0	1	7
LITTLE ROCK	*34	7-13	1-1	3-3	5-7-12	3	0	1	0	0	18
SOUTH ALABAMA	*28	4-7	0-1	0-1	3-2-5	2	0	3	0	4	8
TROY	-	-	-	-	-	-	-	-	-	-	-

** — Indicates Game Started*

AWARDS & HONORS

- 2019-20 Preseason All-SBC (3rd Team)
- 2018-19 All-SBC (Third Team)
- SBC Player of the Week (11/20/18)

NOTABLES ...

- Preseason All-Sun Belt Conference (Third Team)
- 2018-19 Third Team All-SBC
- Returning team leader in points, rebounds and blocks
- Team leader in double-figure scoring games (43).
- Scored 11 points and grabbed 8 boards in the season opener vs. CBC (11/6)
- Season-high 18 points with a career high 14 rebounds at Tulsa (11/9)
- Upped that season high with 19 against SEMO (11/13).
- Scored 23 points at Murray State (11/26)
- Tallied 18 points and a career-high 5 steals off the bench vs. UAPB (12/9).
- Has scored in double-digits in all but three games in 2019-20.
- Scored 17 points vs. Georgia Southern (1/11)
- Posted a 20-point game vs. Appalachian State (1/16)
- Registered a double-double (18P/12R) vs. Little Rock (2/28)

PEYTON MARTIN'S CAREER STATISTICS

				Field Goals		3-Point		F-Throws		Rebounds									Scoring	
SEASON	TEAM	GP-GS	MIN/AVG	FG-FGA	FG%	3FG-FGA	3FG%	FT-FTA	FT%	OFF	DEF	TOT	AVG	PF-FO	AST	TO	BLK	STL	PTS	AVG
2017-18	ASU	18-2	248/13.8	37-96	.385	0-6	.000	36-52	.692	31	44	75	4.2	21-0	10	28	7	9	110	6.1
2018-19	ASU	30-30	850/28.3	151-341	.443	0-1	.000	110-166	.663	75	114	189	6.3	92-2	15	59	18	29	412	13.7
2019-20	ASU	26-25	697/26.8	117-253	.462	2-16	.125	87-135	.644	64	83	147	5.7	72-3	18	60	12	36	323	12.4
TOTAL		**74-57**	**1795/24.3**	**305-690**	**.442**	**2-23**	**.087**	**233-353**	**.660**	**170**	**241**	**411**	**5.6**	**185-5**	**43**	**147**	**37**	**74**	**845**	**11.4**

50 MADISON HECKERT

Forward | 6-4 | Senior
Atwood, Tennessee | West Carroll HS

SEASON HIGHS

- Points ..... 5 (2x) Last vs. Coastal Carolina (1/25/20)
- Rebounds ..... 5 at Tulsa (11/9/19)
- FG Made ..... 2 vs. Coastal Carolina (1/25/20)
- FG Attempts ..... 4 vs Texas State (2/15/20)
- 3PT FG Made ..... 1 (4x) Last at Troy (2/22/20)
- 3PT FG Attempts ..... 2 (2x) Last vs. Coastal Carolina (1/25/20)
- FT Made ..... 2 at Texas State (1/4/20)
- FT Attempts ..... 2 at Texas State (1/4/20)
- Assists ..... 1 (2x) Last at Texas State (1/4/20)
- Blocks ..... 1 (2x) Last vs. Coastal Carolina (1/25/20)
- Steals ..... 1 (2x) Last vs Appalachian State (1/16/20)

CAREER HIGHS

- Points ..... 17 at Troy (2/8/18)
- Rebounds ..... 8 (2x) Last at Troy (4/2/17)
- FG Made ..... 7 at Troy (2/8/18)
- FG Attempts ..... 11 vs Georgia Southern (3/7/17)
- 3PT FG Made ..... 2 (2x) Last at Coastal Carolina (1/25/18)
- 3PT FG Attempts ..... 5 vs Georgia Southern (3/7/17)
- FT Made ..... 3 (3x) Last vs Texas State (1/19/19)
- FT Attempts ..... 4 (4x) Last vs Texas State (1/19/19)
- Assists ..... 4 vs Appalachian State (2/22/18)
- Blocks ..... 4 vs Appalachian State (2/4/17)
- Steals ..... 3 (2x) Last vs South Alabama (2/7/19)

HECKERT'S 2019-20 GAME-BY-GAME (* — Indicates Game Started)

Opponent	Min.	FG-A	3PT-A	FT-A	O-D-T	PF	Ast.	TO	Blk.	Stl.	Pts.
CENTRAL BAPTIST	DNP										
at Tulsa	17	0-2	0-1	0-0	1-4-5	1	1	3	0	1	0
SEMO	1	0-0	0-0	0-0	0-0-0	0	0	0	0	0	0
at DePaul	8	0-1	0-0	0-0	0-0-0	0	0	0	1	0	0
North Carolina A&T	DNP										
at Murray State	DNP										
at San Diego State	DNP										
UAPB	4	0-0	0-0	0-0	0-0-0	1	0	0	0	0	0
at Memphis	3	0-0	0-0	0-0	0-0-0	0	0	0	0	0	0
at Baylor	DNP										
at Louisiana Tech	DNP										
at UT Arlington	DNP										
at Texas State	12	1-3	1-2	2-2	1-2-3	4	1	0	0	0	5
GEORGIA STATE	2	0-1	0-0	0-0	0-0-0	0	0	0	0	0	0
GA. SOUTHERN	2	1-2	0-0	0-0	0-0-0	0	0	1	0	0	2
APPALACHIAN STATE	7	0-2	0-1	0-0	0-0-0	1	0	1	0	1	0
at Little Rock	DNP										
at Louisiana	6	0-1	0-0	0-0	0-1-1	0	0	0	0	0	0
COASTAL CAROLINA	11	2-3	1-2	0-0	1-2-3	0	0	0	1	0	5
at ULM	3	0-0	0-0	0-0	0-0-0	0	0	2	0	0	0
at Georgia State	6	0-1	0-0	0-0	0-0-0	2	0	1	0	0	0
at Georgia Southern	6	1-1	1-1	0-0	0-0-0	0	0	0	0	0	3
UT ARLINGTON	5	0-2	0-2	0-0	0-0-0	0	0	0	0	0	0
TEXAS STATE	13	1-4	0-1	0-0	0-2-2	1	1	1	0	0	2
at South Alabama	4	1-2	0-1	0-0	0-2-2	0	1	0	0	0	2
at Troy	4	1-1	1-1	0-0	0-1-1	1	0	0	0	0	3
LITTLE ROCK	1	0-0	0-0	0-0	0-0-0	0	0	0	0	0	0
SOUTH ALABAMA	DNP										
TROY	-	-	-	-	-	-	-	-	-	-	-

** — Indicates Game Started*

AWARDS & HONORS

- Athletic Director's Honor Roll (2x)

NOTABLES ...

- Made 22 appearances in reserve action as a junior, hauling in a season-high five rebounds against Mississippi Valley State
- Played 17 minutes in her first appearance of the 2019-20 season at Tulsa (11/9).
- Scored her first points of the year at Texas State (1/4), scoring 5 on a three-pointer and a pair of free throws.

MADISON HECKERT'S CAREER STATISTICS

				Field Goals		3-Point		F-Throws		Rebounds									Scoring	
SEASON	TEAM	GP-GS	MIN/AVG	FG-FGA	FG%	3FG-FGA	3FG%	FT-FTA	FT%	OFF	DEF	TOT	AVG	PF-FO	AST	TO	BLK	STL	PTS	AVG
2016-17	ASU	26-0	297/11.4	32-83	.386	7-33	.212	17-23	.739	25	47	72	2.8	27-1	8	16	14	4	88	3.4
2017-18	ASU	30-8	415/13.8	59-114	.518	7-18	.389	13-20	.650	31	52	83	2.8	50-2	15	22	13	14	138	4.6
2018-19	ASU	22-0	194/8.8	17-40	.425	2-10	.200	5-10	.500	4	20	24	1.1	30-0	7	12	3	5	41	1.9
2019-20	ASU	19-0	116/6.1	8-26	.308	4-12	.333	2-2	1.000	3	14	17	0.9	11-0	4	9	2	2	22	1.2
TOTAL		**97-8**	**1022/10.5**	**116-263**	**.441**	**20-73**	**.274**	**37-55**	**.673**	**63**	**133**	**196**	**2.0**	**118-3**	**34**	**59**	**32**	**25**	**289**	**3.0**

2019-20 STATISTICS

RECORD:	OVERALL	HOME	AWAY	NEUTRAL
ALL GAMES	11-17	8-3	3-13	0-1
CONFERENCE	8-9	6-2	2-7	0-0
NON-CONFERENCE	3-8	2-1	1-6	0-1

					Total		3-Point		F-Throw		Rebounds											
##	Player	gp-gs	min	avg	fg-fga	fg%	3fg-fga	3fg%	ft-fta	ft%	off	def	tot	avg	pf	dq	a	to	blk	stl	pts	avg
01	Jireh Washington	28-28	824	29.4	133-307	.433	13-51	.255	86-129	.667	30	94	124	4.4	53	1	108	89	1	42	365	13.0
35	Martin, Peyton	26-25	699	26.9	117-253	.462	2-16	.125	87-135	.644	64	83	147	5.7	72	3	18	60	12	36	323	12.4
03	Morgan Wallace	27-27	924	34.2	92-224	.411	13-55	.236	86-122	.705	51	163	214	7.9	65	3	59	47	5	53	283	10.5
00	Jada Ford	28-17	728	26.0	81-274	.296	57-202	.282	19-22	.864	5	36	41	1.5	41	1	25	30	0	32	238	8.5
05	Payton Tennison	26-10	567	21.8	65-168	.387	48-134	.358	9-10	.900	2	55	57	2.2	41	1	39	29	16	25	187	7.2
25	Williams, Kayla	25-13	376	15.0	28-94	.298	17-58	.293	5-10	.500	4	42	46	1.8	26	0	12	30	7	9	78	3.1
23	Jackson, Trinitee	26-0	180	6.9	26-84	.310	0-0	.000	25-50	.500	35	42	77	3.0	28	0	3	30	6	9	77	3.0
04	Mya Love	24-7	348	14.5	24-69	.348	5-18	.278	14-22	.636	26	26	52	2.2	44	0	12	20	0	19	67	2.8
02	Starr Taylor	26-3	366	14.1	21-59	.356	3-13	.231	10-13	.769	16	31	47	1.8	24	0	39	34	0	16	55	2.1
22	Mahan, Maggie	19-3	167	8.8	10-22	.455	4-9	.444	7-8	.875	1	15	16	0.8	17	0	13	17	2	6	31	1.6
14	Erickson, Hailee	10-0	69	6.9	5-25	.200	5-24	.208	0-2	.000	1	4	5	0.5	8	0	5	5	0	2	15	1.5
21	Tubbs, Shameka	27-7	224	8.3	17-42	.405	0-0	.000	6-18	.333	28	27	55	2.0	42	0	6	21	12	10	40	1.5
50	Heckert, Madison	19-0	113	5.9	8-26	.308	4-12	.333	2-2	1.000	3	14	17	0.9	11	0	4	9	2	2	22	1.2
12	Jones, Johnna	8-0	40	5.0	2-7	.286	0-3	.000	2-2	1.000	0	2	2	0.3	1	0	2	8	0	3	6	0.8
	Team										34	42	76					13				
	Total.....	28	5625		629-1654	.380	171-595	.287	358-545	.657	300	676	976	34.9	473	9	345	442	63	264	1787	63.8
	Opponents.....	28	5625		758-1747	.434	224-658	.340	297-431	.689	367	805	1172	41.9	498	4	527	471	99	207	2037	72.8

TEAM STATISTICS	ASU	OPP
SCORING	1787	2037
Points per game	63.8	72.8
Scoring margin	-8.9	-
FIELD GOALS-ATT	629-1654	758-1747
Field goal pct	.380	.434
3 POINT FG-ATT	171-595	224-658
3-point FG pct	.287	.340
3-pt FG made per game	6.1	8.0
FREE THROWS-ATT	358-545	297-431
Free throw pct	.657	.689
F-Throws made per game	12.8	10.6
REBOUNDS	976	1172
Rebounds per game	34.9	41.9
Rebounding margin	-7.0	-
ASSISTS	345	527
Assists per game	12.3	18.8
TURNOVERS	442	471
Turnovers per game	15.8	16.8
Turnover margin	+1.0	-
Assist/turnover ratio	0.8	1.1
STEALS	264	207
Steals per game	9.4	7.4
BLOCKS	63	99
Blocks per game	2.3	3.5
ATTENDANCE	7980	24776
Home games-Avg/Game	11-725	16-1548
Neutral site-Avg/Game	-	1-0

Score by Periods	1st	2nd	3rd	4th	OT	Totals
Arkansas State	436	404	467	474	6	1787
Opponents	517	488	521	505	4	2035

	Date	Opponent		Score	Att.
	11/06/19	CENTRAL BAPTIST	W	88-63	948
	11/09/19	at Tulsa	L	77-79	791
	11/13/19	SOUTHEAST MO. ST.	L	67-79	816
	11/22/19	at DePaul	L	64-109	0
	11/23/19	vs N.C. A&T	L	50-55	0
	11/26/19	at Murray St.	L	62-77	343
	11/30/19	at San Diego State	W	71-62	1788
	12/09/19	ARK.-PINE BLUFF	W	81-60	591
	12/14/19	at Memphis	L	50-78	392
	12/18/19	at Baylor	L	43-111	10284
	12/29/19	at Louisiana Tech	L	54-67	1173
*	01/02/20	at UT Arlington	L	44-71	1072
*	01/04/20	at Texas St.	W	56-53	925
*	01/09/20	GEORGIA ST.	Wot	70-68	613
*	01/11/20	GA. SOUTHERN	W	69-62	718
*	01/16/20	APPALACHIAN ST.	W	76-58	619
*	01/18/20	at Little Rock	L	58-67	1034
*	01/23/20	at Louisiana	L	43-83	801
*	01/25/20	COASTAL CAROLINA	W	63-61	646
*	02/01/20	at La.-Monroe	W	54-53	1019
*	02/06/20	at Georgia St.	L	56-67	400
*	02/08/20	at Ga. Southern	L	67-80	530
*	02/13/20	UT ARLINGTON	L	62-89	679
*	02/15/20	TEXAS ST.	L	69-83	1012
*	02/20/20	at South Alabama	L	71-87	2104
*	02/22/20	at Troy	L	64-79	2120
*	02/28/20	LITTLE ROCK	W	72-54	819
*	03/05/20	SOUTH ALABAMA	W	86-80	519

* - Conference game

2019-20 STATISTICS (SBC ONLY)

2019-20 Arkansas St. Women's Basketball
Arkansas State Combined Team Statistics (as of Mar 05, 2020)
Conference games only

RECORD:	OVERALL	HOME	AWAY	NEUTRAL
ALL GAMES	8-9	6-2	2-7	0-0
CONFERENCE	8-9	6-2	2-7	0-0
NON-CONFERENCE	0-0	0-0	0-0	0-0

					Total		3-Point		F-Throw		Rebounds											
##	Player	gp-gs	min	avg	fg-fga	fg%	3fg-fga	3fg%	ft-fta	ft%	off	def	tot	avg	pf	dq	a	to	blk	stl	pts	avg
01	Jireh Washington	17-17	519	30.5	81-197	.411	9-33	.273	57-82	.695	15	60	75	4.4	31	0	69	40	0	26	228	13.4
35	Martin, Peyton	16-16	423	26.4	67-143	.469	1-8	.125	52-69	.754	36	48	84	5.3	44	1	9	35	4	23	187	11.7
03	Morgan Wallace	16-16	564	35.2	59-128	.461	12-31	.387	55-73	.753	22	105	127	7.9	36	1	36	22	3	30	185	11.6
00	Jada Ford	17-10	480	28.2	51-186	.274	35-141	.248	8-10	.800	4	25	29	1.7	27	0	21	13	0	23	145	8.5
05	Payton Tennison	15-3	332	22.1	36-99	.364	26-79	.329	4-4	1.000	2	34	36	2.4	21	1	27	21	9	12	102	6.8
04	Mya Love	17-7	285	16.8	21-60	.350	5-15	.333	11-15	.733	22	21	43	2.5	31	0	10	20	0	14	58	3.4
25	Williams, Kayla	14-11	206	14.7	16-49	.327	10-34	.294	1-2	.500	3	16	19	1.4	10	0	9	10	3	7	43	3.1
02	Starr Taylor	16-3	237	14.8	14-37	.378	2-10	.200	6-9	.667	7	16	23	1.4	15	0	21	18	0	10	36	2.3
23	Jackson, Trinitee	15-0	93	6.2	11-39	.282	0-0	.000	11-22	.500	11	19	30	2.0	14	0	2	12	4	5	33	2.2
22	Mahan, Maggie	11-0	88	8.0	8-13	.615	3-7	.429	0-0	.000	0	8	8	0.7	9	0	3	9	2	4	19	1.7
50	Heckert, Madison	14-0	82	5.9	8-23	.348	4-11	.364	2-2	1.000	2	10	12	0.9	9	0	3	6	1	1	22	1.6
14	Erickson, Hailee	2-0	11	5.5	1-4	.250	1-4	.250	0-2	.000	0	1	1	0.5	2	0	0	1	0	0	3	1.5
21	Tubbs, Shameka	16-2	98	6.1	8-24	.333	0-0	.000	3-12	.250	13	13	26	1.6	22	0	3	10	5	5	19	1.2
12	Jones, Johnna	4-0	7	1.8	0-1	.000	0-1	.000	0-0	.000	0	0	0	0.0	0	0	0	3	0	0	0	0.0
	Team										14	28	42					8				
	Total.....	17	3425		381-1003	.380	108-374	.289	210-302	.695	151	404	555	32.6	271	3	213	228	31	160	1080	63.5
	Opponents.....	17	3425		449-1031	.436	136-384	.354	163-241	.676	206	509	715	42.1	282	3	306	292	57	109	1197	70.4

TEAM STATISTICS	ASU	OPP
SCORING	1080	1197
Points per game	63.5	70.4
Scoring margin	-6.9	-
FIELD GOALS-ATT	381-1003	449-1031
Field goal pct	.380	.436
3 POINT FG-ATT	108-374	136-384
3-point FG pct	.289	.354
3-pt FG made per game	6.4	8.0
FREE THROWS-ATT	210-302	163-241
Free throw pct	.695	.676
F-Throws made per game	12.4	9.6
REBOUNDS	555	715
Rebounds per game	32.6	42.1
Rebounding margin	-9.4	-
ASSISTS	213	306
Assists per game	12.5	18.0
TURNOVERS	228	292
Turnovers per game	13.4	17.2
Turnover margin	+3.8	-
Assist/turnover ratio	0.9	1.0
STEALS	160	109
Steals per game	9.4	6.4
BLOCKS	31	57
Blocks per game	1.8	3.4
ATTENDANCE	5625	10005
Home games-Avg/Game	8-703	9-1112
Neutral site-Avg/Game	-	0-0

Score by Periods	1st	2nd	3rd	4th	OT	Totals
Arkansas State	258	245	279	292	6	1080
Opponents	297	292	308	294	4	1195

	Date	Opponent		Score	Att.
*	01/02/20	at UT Arlington	L	44-71	1072
*	01/04/20	at Texas St.	W	56-53	925
*	01/09/20	GEORGIA ST.	Wot	70-68	613
*	01/11/20	GA. SOUTHERN	W	69-62	718
*	01/16/20	APPALACHIAN ST.	W	76-58	619
*	01/18/20	at Little Rock	L	58-67	1034
*	01/23/20	at Louisiana	L	43-83	801
*	01/25/20	COASTAL CAROLINA	W	63-61	646
*	02/01/20	at La.-Monroe	W	54-53	1019
*	02/06/20	at Georgia St.	L	56-67	400
*	02/08/20	at Ga. Southern	L	67-80	530
*	02/13/20	UT ARLINGTON	L	62-89	679
*	02/15/20	TEXAS ST.	L	69-83	1012
*	02/20/20	at South Alabama	L	71-87	2104
*	02/22/20	at Troy	L	64-79	2120
*	02/28/20	LITTLE ROCK	W	72-54	819
*	03/05/20	SOUTH ALABAMA	W	86-80	519

* - Conference game

2019-20 STATISTICS

2019-20 Arkansas St. Women's Basketball
Arkansas State Team Game-by-Game (as of Mar 05, 2020)
All games

TEAM STATISTICS

				Total		3-Pointers		Free throws		Rebounds										
Opponent	Date	Score		fg-fga	pct	3fg-fga	pct	ft-fta	pct	off	def	tot	avg	pf	a	t/o	blk	stl	pts	avg
CENTRAL BAPTIST	11/06/19	88-63	W	29-73	.397	15-32	.469	15-23	.652	29	35	64	64.0	22	20	26	9	10	88	88.0
at Tulsa	11/09/19	77-79	L	28-70	.400	5-17	.294	16-31	.516	20	36	56	60.0	25	8	13	4	4	77	82.5
SOUTHEAST MO. ST.	11/13/19	67-79	L	26-73	.356	5-22	.227	10-14	.714	15	23	38	52.7	13	14	7	3	3	67	77.3
at DePaul	11/22/19	64-109	L	23-48	.479	3-13	.231	15-25	.600	3	23	26	46.0	9	13	27	3	3	64	74.0
vs N.C. A&T	11/23/19	50-55	L	15-52	.288	5-33	.152	15-19	.789	9	28	37	44.2	16	8	21	1	13	50	69.2
at Murray St.	11/26/19	62-77	L	22-58	.379	4-18	.222	14-23	.609	15	21	36	42.8	19	11	17	5	12	62	68.0
at San Diego State	11/30/19	71-62	W	26-53	.491	8-16	.500	11-20	.550	13	22	35	41.7	14	18	15	1	9	71	68.4
ARK.-PINE BLUFF	12/09/19	81-60	W	29-60	.483	7-18	.389	16-26	.615	10	25	35	40.9	16	20	18	2	17	81	70.0
at Memphis	12/14/19	50-78	L	16-54	.296	5-19	.263	13-28	.464	11	23	34	40.1	28	7	21	2	13	50	67.8
at Baylor	12/18/19	43-111	L	15-52	.288	2-18	.111	11-16	.688	11	16	27	38.8	16	4	25	0	4	43	65.3
at Louisiana Tech	12/29/19	54-67	L	19-58	.328	4-15	.267	12-18	.667	13	20	33	38.3	24	9	24	2	16	54	64.3
at UT Arlington	01/02/20	44-71	L	16-50	.320	4-14	.286	8-14	.571	7	26	33	37.8	12	7	23	1	10	44	62.6
at Texas St.	01/04/20	56-53	W	16-57	.281	6-23	.261	18-22	.818	9	26	35	37.6	19	9	9	1	15	56	62.1
GEORGIA ST.	01/09/20	70-68	Wot	23-70	.329	6-22	.273	18-25	.720	13	25	38	37.6	20	15	7	2	14	70	62.6
GA. SOUTHERN	01/11/20	69-62	W	24-53	.453	5-21	.238	16-22	.727	3	25	28	37.0	15	18	14	1	6	69	63.1
APPALACHIAN ST.	01/16/20	76-58	W	29-54	.537	11-19	.579	7-11	.636	10	22	32	36.7	12	23	14	0	10	76	63.9
at Little Rock	01/18/20	58-67	L	22-42	.524	5-17	.294	9-11	.818	5	23	28	36.2	10	9	22	1	4	58	63.5
at Louisiana	01/23/20	43-83	L	15-40	.375	2-14	.143	11-19	.579	4	19	23	35.4	17	7	20	3	5	43	62.4
COASTAL CAROLINA	01/25/20	63-61	W	23-65	.354	6-19	.316	11-16	.688	10	33	43	35.8	9	12	14	2	11	63	62.4
at La.-Monroe	02/01/20	54-53	W	19-64	.297	4-26	.154	12-20	.600	14	22	36	35.8	11	11	10	2	11	54	62.0
at Georgia St.	02/06/20	56-67	L	19-61	.311	8-29	.276	10-13	.769	11	26	37	35.9	17	10	12	3	4	56	61.7
at Ga. Southern	02/08/20	67-80	L	26-64	.406	7-26	.269	8-16	.500	8	19	27	35.5	25	10	14	3	13	67	62.0
UT ARLINGTON	02/13/20	62-89	L	18-50	.360	5-22	.227	21-26	.808	6	20	26	35.1	15	9	19	3	10	62	62.0
TEXAS ST.	02/15/20	69-83	L	26-59	.441	7-18	.389	10-16	.625	9	26	35	35.1	23	14	14	1	7	69	62.2
at South Alabama	02/20/20	71-87	L	28-74	.378	7-28	.250	8-13	.615	9	17	26	34.7	14	18	9	4	14	71	62.6
at Troy	02/22/20	64-79	L	22-77	.286	7-31	.226	13-23	.565	12	25	37	34.8	22	10	6	2	11	64	62.7
LITTLE ROCK	02/28/20	72-54	W	23-52	.442	8-18	.444	18-20	.900	10	22	32	34.7	16	15	12	0	4	72	63.0
SOUTH ALABAMA	03/05/20	86-80	W	32-71	.451	10-27	.370	12-15	.800	11	28	39	34.9	14	16	9	2	11	86	63.8
Arkansas State		1787		629-1654	.380	171-595	.287	358-545	.657	300	676	976	34.9	473	345	442	63	264	1787	63.8
Opponents		2037		758-1747	.434	224-658	.340	297-431	.689	367	805	1172	41.9	498	527	471	99	207	2037	72.8

Games played: 28
Points/game: 63.8
FG Pct: 38.0
3FG Pct: 28.7
FT Pct: 65.7

Rebounds/game: 34.9
Assists/game: 12.3
Turnovers/game: 15.8
Assist/turnover ratio: 0.8
Steals/game: 9.4
Blocks/game: 2.3

2019-20 STATISTICS (SBC ONLY)

2019-20 Arkansas St. Women's Basketball
Arkansas State Team Game-by-Game (as of Mar 05, 2020)
Conference games only

TEAM STATISTICS

				Total		3-Pointers		Free throws		Rebounds										
Opponent	Date	Score		fg-fga	pct	3fg-fga	pct	ft-fta	pct	off	def	tot	avg	pf	a	t/o	blk	stl	pts	avg
at UT Arlington	01/02/20	44-71	L	16-50	.320	4-14	.286	8-14	.571	7	26	33	33.0	12	7	23	1	10	44	44.0
at Texas St.	01/04/20	56-53	W	16-57	.281	6-23	.261	18-22	.818	9	26	35	34.0	19	9	9	1	15	56	50.0
GEORGIA ST.	01/09/20	70-68	Wot	23-70	.329	6-22	.273	18-25	.720	13	25	38	35.3	20	15	7	2	14	70	56.7
GA. SOUTHERN	01/11/20	69-62	W	24-53	.453	5-21	.238	16-22	.727	3	25	28	33.5	15	18	14	1	6	69	59.8
APPALACHIAN ST.	01/16/20	76-58	W	29-54	.537	11-19	.579	7-11	.636	10	22	32	33.2	12	23	14	0	10	76	63.0
at Little Rock	01/18/20	58-67	L	22-42	.524	5-17	.294	9-11	.818	5	23	28	32.3	10	9	22	1	4	58	62.2
at Louisiana	01/23/20	43-83	L	15-40	.375	2-14	.143	11-19	.579	4	19	23	31.0	17	7	20	3	5	43	59.4
COASTAL CAROLINA	01/25/20	63-61	W	23-65	.354	6-19	.316	11-16	.688	10	33	43	32.5	9	12	14	2	11	63	59.9
at La.-Monroe	02/01/20	54-53	W	19-64	.297	4-26	.154	12-20	.600	14	22	36	32.9	11	11	10	2	11	54	59.2
at Georgia St.	02/06/20	56-67	L	19-61	.311	8-29	.276	10-13	.769	11	26	37	33.3	17	10	12	3	4	56	58.9
at Ga. Southern	02/08/20	67-80	L	26-64	.406	7-26	.269	8-16	.500	8	19	27	32.7	25	10	14	3	13	67	59.6
UT ARLINGTON	02/13/20	62-89	L	18-50	.360	5-22	.227	21-26	.808	6	20	26	32.2	15	9	19	3	10	62	59.8
TEXAS ST.	02/15/20	69-83	L	26-59	.441	7-18	.389	10-16	.625	9	26	35	32.4	23	14	14	1	7	69	60.5
at South Alabama	02/20/20	71-87	L	28-74	.378	7-28	.250	8-13	.615	9	17	26	31.9	14	18	9	4	14	71	61.3
at Troy	02/22/20	64-79	L	22-77	.286	7-31	.226	13-23	.565	12	25	37	32.3	22	10	6	2	11	64	61.5
LITTLE ROCK	02/28/20	72-54	W	23-52	.442	8-18	.444	18-20	.900	10	22	32	32.2	16	15	12	0	4	72	62.1
SOUTH ALABAMA	03/05/20	86-80	W	32-71	.451	10-27	.370	12-15	.800	11	28	39	32.6	14	16	9	2	11	86	63.5
Arkansas State		1080		381-1003	.380	108-374	.289	210-302	.695	151	404	555	32.6	271	213	228	31	160	1080	63.5
Opponents		1197		449-1031	.436	136-384	.354	163-241	.676	206	509	715	42.1	282	306	292	57	109	1197	70.4

Games played: 17
Points/game: 63.5
FG Pct: 38.0
3FG Pct: 28.9
FT Pct: 69.5

Rebounds/game: 32.6
Assists/game: 12.5
Turnovers/game: 13.4
Assist/turnover ratio: 0.9
Steals/game: 9.4
Blocks/game: 1.8

2019-20 STATISTICS

2019-20 Arkansas St. Women's Basketball
Arkansas State Team Game-by-Game Comparison (as of Mar 05, 2020)
All games

Opponent	1st	2nd	Score	Mar	Total FG	FG Pct	3-Pointers	3FG Pct	Free Throws	FT Pct	Rebounds		Assist	T/Over	Block	Steal	Fouls
CENTRAL BAPTIST	46/27	42/36	88-63	+25	29-73/23-70	.397/.329	15-32/6-22	.469/.273	15-23/11-17	.652/.647	64/36	+28	20/9	26/14	9/0	10/11	22/21
Tulsa	29/36	48/43	77-79	(2)	28-70/29-69	.400/.420	5-17/5-22	.294/.227	16-31/16-23	.516/.696	56/40	+16	8/24	13/9	4/2	4/8	25/25
SOUTHEAST MO. ST.	29/40	38/39	67-79	(12)	26-73/30-68	.356/.441	5-22/7-25	.227/.280	10-14/12-16	.714/.750	38/52	(14)	14/20	7/12	3/3	3/3	13/15
DePaul	35/64	29/45	64-109	(45)	23-48/44-90	.479/.489	3-13/16-42	.231/.381	15-25/5-7	.600/.714	26/48	(22)	13/39	27/15	3/2	3/13	9/21
N.C. A&T	32/25	18/30	50-55	(5)	15-52/22-64	.288/.344	5-33/4-30	.152/.133	15-19/7-10	.789/.700	37/45	(8)	8/12	21/21	1/3	13/9	16/19
Murray St.	24/38	38/39	62-77	(15)	22-58/24-57	.379/.421	4-18/7-21	.222/.333	14-23/22-26	.609/.846	36/37	(1)	11/12	17/15	5/5	12/7	19/20
San Diego State	34/26	37/36	71-62	+9	26-53/23-56	.491/.411	8-16/9-25	.500/.360	11-20/7-10	.550/.700	35/27	+8	18/20	15/14	1/5	9/6	14/18
ARK.-PINE BLUFF	43/35	38/25	81-60	+21	29-60/22-58	.483/.379	7-18/5-14	.389/.357	16-26/11-16	.615/.688	35/37	(2)	20/15	18/23	2/2	17/11	16/21
Memphis	25/33	25/45	50-78	(28)	16-54/28-60	.296/.467	5-19/9-22	.263/.409	13-28/13-26	.464/.500	34/50	(16)	7/20	21/23	2/6	13/7	28/26
Baylor	19/58	24/53	43-111	(68)	15-52/42-71	.288/.592	2-18/15-33	.111/.455	11-16/12-16	.688/.750	27/41	(14)	4/37	25/8	0/11	4/13	16/14
Louisiana Tech	21/34	33/33	54-67	(13)	19-58/22-53	.328/.415	4-15/5-18	.267/.278	12-18/18-23	.667/.783	33/44	(11)	9/13	24/25	2/3	16/10	24/16
UT Arlington	20/34	24/37	44-71	(27)	16-50/29-66	.320/.439	4-14/9-32	.286/.281	8-14/4-5	.571/.800	33/42	(9)	7/24	23/18	1/7	10/11	12/16
Texas St.	23/21	33/32	56-53	+3	16-57/19-53	.281/.358	6-23/7-17	.261/.412	18-22/8-14	.818/.571	35/43	(8)	9/14	9/19	1/0	15/4	19/17
GEORGIA ST.	27/37	37/27	70-68	+2	23-70/22-58	.329/.379	6-22/8-22	.273/.364	18-25/16-23	.720/.696	38/51	(13)	15/16	7/23	2/7	14/6	20/24
GA. SOUTHERN	35/39	34/23	69-62	+7	24-53/25-70	.453/.357	5-21/7-27	.238/.259	16-22/5-7	.727/.714	28/52	(24)	18/14	14/22	1/2	6/6	15/17
APPALACHIAN ST.	48/29	28/29	76-58	+18	29-54/22-56	.537/.393	11-19/10-27	.579/.370	7-11/4-5	.636/.800	32/28	+4	23/16	14/18	0/1	10/8	12/13
Little Rock	28/25	30/42	58-67	(9)	22-42/27-52	.524/.519	5-17/5-14	.294/.357	9-11/8-14	.818/.571	28/21	+7	9/16	22/11	1/2	4/12	10/11
Louisiana	25/44	18/39	43-83	(40)	15-40/29-57	.375/.509	2-14/11-25	.143/.440	11-19/14-15	.579/.933	23/33	(10)	7/20	20/12	3/3	5/9	17/19
COASTAL CAROLINA	27/25	36/36	63-61	+2	23-65/26-69	.354/.377	6-19/6-24	.316/.250	11-16/3-4	.688/.750	43/46	(3)	12/19	14/16	2/2	11/6	9/16
La.-Monroe	24/35	30/18	54-53	+1	19-64/19-51	.297/.373	4-26/5-22	.154/.227	12-20/10-13	.600/.769	36/42	(6)	11/12	10/21	2/4	11/3	11/17
Georgia St.	26/21	30/46	56-67	(11)	19-61/24-56	.311/.429	8-29/7-14	.276/.500	10-13/12-18	.769/.667	37/40	(3)	10/14	12/11	3/1	4/1	17/11
Ga. Southern	29/39	38/41	67-80	(13)	26-64/28-63	.406/.444	7-26/10-25	.269/.400	8-16/14-25	.500/.560	27/55	(28)	10/15	14/22	3/1	13/5	25/16
UT ARLINGTON	38/43	24/46	62-89	(27)	18-50/36-68	.360/.529	5-22/12-24	.227/.500	21-26/5-8	.808/.625	26/41	(15)	9/27	19/18	3/5	10/15	15/21
TEXAS ST.	39/47	30/36	69-83	(14)	26-59/30-62	.441/.484	7-18/9-21	.389/.429	10-16/16-20	.625/.800	35/36	(1)	14/23	14/11	1/1	7/5	23/19
South Alabama	29/45	42/42	71-87	(16)	28-74/31-58	.378/.534	7-28/12-26	.250/.462	8-13/13-19	.615/.684	26/42	(16)	18/19	9/21	4/8	14/5	14/13
Troy	29/36	35/43	64-79	(15)	22-77/33-76	.286/.434	7-31/2-21	.226/.095	13-23/11-21	.565/.524	37/69	(32)	10/23	6/18	2/8	11/2	22/15
LITTLE ROCK	26/22	46/32	72-54	+18	23-52/20-47	.442/.426	8-18/4-12	.444/.333	18-20/10-15	.900/.667	32/28	+4	15/15	12/15	0/1	4/6	16/21
SOUTH ALABAMA	30/47	56/33	86-80	+6	32-71/29-69	.451/.420	10-27/12-31	.370/.387	12-15/10-15	.800/.667	39/46	(7)	16/19	9/16	2/4	11/5	14/16

Note: Game totals are displayed in the format TEAM/OPPONENT for each category

2019-20 BOX SCORES

Game 1: A-State 88, Central Baptist 63

Official Basketball Box Score - Final
Central Baptist at Arkansas State
11/06/19 First National Bank Arena, Jonesboro
2019-20 Women's Basketball

Game Time: 11:00 PM
Game Duration: 1:50
Attendance: 948

Officials: Royce Blevins, Jessica Fortner, Joshua Hall

Central Baptist - 63 Record: 1-0

NO.	Name		Min	FG M-A	3P M-A	FT M-A	Rebounds OR	DR	TOT	Fouls PF	FD	TP	AS	TO	ST	Blocks BS	BA	+/-
33	Sierra Carrier	F	21:06	3-8	0-1	2-2	0	3	3	4	2	8	0	1	0	0	2	-10
2	Augustus Alexis	G	31:52	5-15	1-2	0-0	5	2	7	3	3	11	2	1	2	0	1	-13
3	Kendra Cummings	G	26:47	5-12	0-1	0-1	3	2	5	0	2	10	1	0	2	0	0	-23
4	Kory Westerman	G	28:13	5-10	2-2	5-6	3	6	9	3	4	17	0	0	3	0	2	-20
22	Holly Allen	G	24:14	2-9	1-5	0-0	1	2	3	2	2	5	2	3	1	0	2	-18
20	Aaliyah Cash		09:14	0-1	0-1	0-2	0	0	0	0	2	0	1	4	3	0	0	-9
32	Chrishey Wilkes		18:54	0-0	0-0	2-4	1	3	4	3	3	2	0	1	0	0	0	-15
24	Maegan Parham		09:27	0-2	0-2	0-0	0	1	1	0	1	0	1	1	0	0	0	0
5	Whitney Green		05:44	0-0	0-0	0-0	0	0	0	2	2	0	0	1	0	0	0	-7
15	Alaina Ellis		09:33	0-6	0-4	2-2	1	0	1	2	1	2	0	1	0	0	1	-10
1	Macey Decker		12:29	2-5	2-4	0-0	0	1	1	2	0	6	2	0	0	0	1	6
10	Macie Hopkins		01:44	1-2	0-0	0-0	0	0	0	0	0	2	0	0	0	0	0	-3
40	Maddy Carrier		00:43	0-0	0-0	0-0	0	0	0	0	0	0	0	0	0	0	0	-3
Team							1	0	1			0		1				
Totals				23-70	6-22	11-17	15	20	35	21	22	63	9	14	11	0	9	-25

Shooting By Period		
1st FG%	6-19	31.6%
3PT%	1-2	50.0%
FT%	2-2	100%
2nd FG%	3-17	17.6%
3PT%	0-5	0.0%
FT%	6-6	100%
3rd FG%	7-20	35.0%
3PT%	2-9	22.2%
FT%	1-3	33.3%
4th FG%	7-14	50.0%
3PT%	3-6	50.0%
FT%	2-6	33.3%
GM FG%	23-70	32.9%
3PT%	6-22	27.3%
FT%	11-17	64.7%

Dead Ball Rebounds: 3, 0

Technical Fouls::NONE

Arkansas State - 88 Record: 1-0

NO.	Name		Min	FG M-A	3P M-A	FT M-A	Rebounds OR	DR	TOT	Fouls PF	FD	TP	AS	TO	ST	Blocks BS	BA	+/-
21	Shameka Tubbs	F	19:55	2-3	0-0	1-1	3	1	4	2	2	5	0	1	1	2	0	23
35	Peyton Martin	F	22:57	5-9	0-0	1-1	5	3	8	3	1	11	1	4	0	0	0	6
1	Jireh Washington	G	24:18	2-9	0-2	5-6	2	6	8	2	4	9	7	6	1	0	0	21
3	Morgan Wallace	G	22:00	1-6	0-1	0-0	5	10	15	2	2	2	4	2	3	0	0	5
5	Payton Tennison	G	24:25	8-13	8-11	2-2	0	2	2	0	1	26	4	3	2	3	0	7
0	Jada Ford		21:44	4-9	4-9	1-2	1	0	1	1	1	13	1	2	1	0	0	19
2	Starr Taylor		17:10	0-2	0-0	0-0	2	3	5	2	0	0	1	2	1	0	0	6
25	Kayla Williams		16:54	3-6	2-2	0-0	1	2	3	3	0	8	0	3	1	3	0	17
23	Trinitee Jackson		13:06	3-9	0-0	5-11	10	7	17	2	10	11	0	1	0	1	0	10
4	Mya Love		06:04	0-1	0-1	0-0	0	0	0	4	0	0	0	0	0	0	0	-9
14	Hailee Erickson		11:27	1-6	1-6	0-0	0	1	1	1	0	3	2	0	0	0	0	20
Team							0	0	0			0		2				
Totals				29-73	15-32	15-23	29	35	64	22	21	88	20	26	10	9	0	25

Shooting By Period		
1st FG%	8-14	57.1%
3PT%	7-7	100.0%
FT%	2-4	50%
2nd FG%	6-17	35.3%
3PT%	3-10	30.0%
FT%	6-9	66.7%
3rd FG%	10-27	37.0%
3PT%	3-7	42.9%
FT%	5-8	62.5%
4th FG%	5-15	33.3%
3PT%	2-8	25.0%
FT%	2-2	100%
GM FG%	29-73	39.7%
3PT%	15-32	46.9%
FT%	15-23	65.2%

Dead Ball Rebounds: 3, 0

Technical Fouls::NONE

	CBC	ASU
Biggest lead	2 (1st 8:04)	37 (3rd 2:45)
Best Scoring Run	8(4th 7:56)	16(3rd 3:59)
Lead Changes	2	
Times Tied	1	
Time with Lead	00:13	39:00

Points from	CBC	ASU
Turnovers	24	13
Paint	28	26
Second Chance	12	14
Fast Breaks	0	28
Bench	12	35

Period by Period Scoring	1st	2nd	3rd	4th	TOT
CBC	15	12	17	19	63
ASU	25	21	28	14	88

Game 2: Tulsa 79, A-State 77

Official Basketball Box Score - Final
Arkansas State at Tulsa
11/09/19 Donald W Reynolds Center, Tulsa, Okla.
2019-20 Women's Basketball

Game Time: 8:00 PM
Game Duration: 2:05
Attendance: 791

Officials: Bryan Enterline, Krystle Apellaniz, Trey Miles

Arkansas State - 77 Record: 1-1

NO.	Name		Min	FG M-A	3P M-A	FT M-A	Rebounds OR	DR	TOT	Fouls PF	FD	TP	AS	TO	ST	Blocks BS	BA	+/-
21	Shameka Tubbs	F	08:01	0-2	0-0	0-0	3	2	5	4	1	0	0	0	0	0	1	1
35	Peyton Martin	F	37:42	7-14	0-1	4-8	4	10	14	1	5	18	1	2	0	2	0	0
1	Jireh Washington	G	23:43	10-17	0-1	4-4	4	3	7	5	3	24	5	3	0	0	0	11
3	Morgan Wallace	G	37:39	4-16	0-5	4-9	3	6	9	5	7	12	0	1	1	0	1	1
5	Payton Tennison	G	17:47	2-6	2-5	1-2	0	2	2	2	1	7	0	1	1	1	0	-8
23	Trinitee Jackson		12:25	2-3	0-0	1-4	1	4	5	3	3	5	0	0	0	0	0	-8
0	Jada Ford		27:22	2-4	2-2	0-0	0	0	0	2	1	6	0	0	0	0	0	2
2	Starr Taylor		10:28	1-4	1-1	2-2	0	2	2	1	2	5	0	2	1	0	0	-7
25	Kayla Williams		04:58	0-1	0-0	0-2	0	2	2	1	1	0	0	1	0	1	0	-8
50	Madison Heckert		16:36	0-2	0-1	0-0	1	4	5	1	1	0	1	1	3	1	0	6
14	Hailee Erickson		03:19	0-1	0-1	0-0	0	0	0	0	0	0	1	0	0	0	0	0
Team							4	1	5			0		0				
Totals				28-70	5-17	16-31	20	36	56	25	25	77	8	13	4	4	2	-2

Shooting By Period		
1st FG%	4-17	23.5%
3PT%	1-4	25.0%
FT%	2-8	25%
2nd FG%	8-17	47.1%
3PT%	1-3	33.3%
FT%	1-2	50%
3rd FG%	5-13	38.5%
3PT%	0-5	0.0%
FT%	7-12	58.3%
4th FG%	11-23	47.8%
3PT%	3-5	60.0%
FT%	6-9	66.7%
GM FG%	28-70	40.0%
3PT%	5-17	29.4%
FT%	16-31	51.6%

Dead Ball Rebounds: 7, 0

Technical Fouls::NONE

Tulsa - 79 Record: 1-1

NO.	Name		Min	FG M-A	3P M-A	FT M-A	Rebounds OR	DR	TOT	Fouls PF	FD	TP	AS	TO	ST	Blocks BS	BA	+/-
00	Kendrian Elliott	F	36:49	16-19	0-1	6-9	5	7	12	2	10	38	1	1	0	2	0	2
32	Desiree Lewis	F	09:26	0-0	0-0	0-0	0	1	1	4	0	0	1	0	1	0	0	3
10	Alexis Gaulden	G	22:58	0-12	0-6	5-6	1	3	4	4	7	5	8	2	1	0	0	10
11	Maddie Bittle	G	28:28	1-6	1-5	0-0	0	2	2	3	0	3	4	3	1	0	1	0
22	Morgan Brady	G	36:18	5-13	3-7	3-4	0	6	6	3	6	16	1	2	1	0	2	7
4	Addison Richards		27:35	4-8	0-0	1-2	0	3	3	4	1	9	3	0	1	0	1	2
21	Rebecca Lescay		02:19	0-1	0-0	0-0	0	1	1	0	0	0	0	0	0	0	0	-3
20	Elin Hrafnkelsdottir		06:10	0-2	0-0	0-0	0	1	1	3	0	0	0	1	0	0	0	-3
15	KK Rodriguez		19:11	3-7	1-2	0-0	1	3	4	1	0	7	4	0	2	0	0	-3
23	Kayla Moutry		05:35	0-1	0-1	0-0	0	1	1	0	0	0	1	0	0	0	0	-2
1	Destiny Johnson		05:11	0-0	0-0	1-2	0	0	0	1	1	1	1	0	1	0	0	-3
Team							3	2	5			0		0				
Totals				29-69	5-22	16-23	10	30	40	25	25	79	24	9	8	2	4	2

Shooting By Period		
1st FG%	6-17	35.3%
3PT%	2-8	25.0%
FT%	3-4	75%
2nd FG%	8-17	47.1%
3PT%	0-4	0.0%
FT%	3-5	60%
3rd FG%	9-19	47.4%
3PT%	2-4	50.0%
FT%	3-4	75%
4th FG%	6-16	37.5%
3PT%	1-6	16.7%
FT%	7-10	70%
GM FG%	29-69	42.0%
3PT%	5-22	22.7%
FT%	16-23	69.6%

Dead Ball Rebounds: 1, 0

Technical Fouls::NONE

	ASU	TLS
Biggest lead	3 (1st 3:26)	18 (3rd 6:10)
Best Scoring Run	9(4th 2:39)	13(2nd 8:50)
Lead Changes	2	
Times Tied	4	
Time with Lead	01:29	34:18

Points from	ASU	TLS
Turnovers	5	16
Paint	44	38
Second Chance	23	9
Fast Breaks	9	8
Bench	16	17

Period by Period Scoring	1st	2nd	3rd	4th	TOT
ASU	11	18	17	31	77
TLS	17	19	23	20	79

Game 3: SEMO 79, A-State 67

Official Basketball Box Score - Final
SEMO at Arkansas State
11/14/19 First National Bank Arena, Jonesboro, Ark.
2019-20 Women's Basketball

Game Time: 1:00 AM
Game Duration: 1:47
Attendance: 816

Officials: Jody Cantrell, Ashlee Goode, Angel Kent

SEMO - 79 Record: 3-0

NO.	Name		Min	FG M-A	3P M-A	FT M-A	Rebounds OR	DR	TOT	Fouls PF	FD	TP	AS	TO	ST	Blocks BS	BA	+/-
32	Denisha Gardener	F	23:44	2-7	0-0	0-0	5	4	9	3	1	4	1	2	0	0	1	7
2	Carrie Shephard	G	34:54	6-14	4-12	3-3	0	4	4	1	2	19	6	0	1	0	0	18
10	Taelour Pruitt	G	25:51	0-8	0-2	0-0	1	8	9	2	0	0	5	3	1	0	0	5
13	Jessie Harshberger	G	32:03	9-11	3-4	0-0	2	3	5	1	0	21	1	0	0	0	1	11
24	Tesia Thompson	G	32:22	9-16	0-2	8-12	1	6	7	3	8	26	2	3	1	1	1	15
40	Latrese Saine		16:27	1-3	0-0	1-1	2	5	7	3	1	3	1	2	0	2	0	6
34	Sophie Bussard		11:25	1-3	0-2	0-0	1	2	3	0	0	2	1	0	0	0	0	-2
3	Roshala Scott		20:48	2-6	0-3	0-0	5	1	6	2	1	4	3	2	0	0	0	2
12	Sophia Hancock		01:13	0-0	0-0	0-0	0	0	0	0	0	0	0	0	0	0	0	-1
55	Celeste Akoro		01:13	0-0	0-0	0-0	0	1	1	0	0	0	0	0	0	0	0	-1
Team							1	0	1			0		0				
Totals				30-68	7-25	12-16	18	34	52	15	13	79	20	12	3	3	3	12

Shooting By Period		
1st FG%	8-19	42.1%
3PT%	1-5	20.0%
FT%	3-3	100%
2nd FG%	6-15	40.0%
3PT%	4-10	40.0%
FT%	4-5	80%
3rd FG%	8-17	47.1%
3PT%	2-6	33.3%
FT%	3-4	75%
4th FG%	8-17	47.1%
3PT%	0-4	0.0%
FT%	2-4	50%
GM FG%	30-68	44.1%
3PT%	7-25	28.0%
FT%	12-16	75.0%

Dead Ball Rebounds: 1, 0

Technical Fouls::NONE

Arkansas State - 67 Record: 1-2

NO.	Name		Min	FG M-A	3P M-A	FT M-A	Rebounds OR	DR	TOT	Fouls PF	FD	TP	AS	TO	ST	Blocks BS	BA	+/-
35	Peyton Martin	F	32:48	7-18	1-2	4-7	5	4	9	0	6	19	1	0	0	2	0	-3
0	Jada Ford	G	23:35	1-5	0-3	0-0	0	0	0	1	0	2	1	1	0	0	0	-10
1	Jireh Washington	G	30:01	6-14	1-3	4-5	4	3	7	2	4	17	2	2	0	0	1	-6
3	Morgan Wallace	G	31:45	1-8	0-5	0-0	1	5	6	2	3	2	5	4	3	1	0	-10
5	Payton Tennison	G	34:47	5-10	2-5	0-0	0	2	2	3	1	12	2	0	0	0	0	-4
2	Starr Taylor		08:46	1-1	0-0	0-0	0	1	1	0	0	2	3	0	0	0	0	-6
4	Mya Love		04:21	0-1	0-0	0-0	0	0	0	3	0	0	0	0	0	0	0	-4
14	Hailee Erickson		05:11	0-1	0-1	0-0	0	1	1	1	0	0	0	0	0	0	0	-6
21	Shameka Tubbs		08:33	0-1	0-0	0-0	2	0	2	0	0	0	0	0	0	0	1	-5
25	Kayla Williams		06:35	2-4	1-3	0-0	0	4	4	0	0	5	0	0	0	0	0	-3
23	Trinitee Jackson		11:12	3-10	0-0	2-2	3	3	6	1	1	8	0	0	0	0	1	-5
22	Maggie Mahan		01:13	0-0	0-0	0-0	0	0	0	0	0	0	0	0	0	0	0	1
50	Madison Heckert		01:13	0-0	0-0	0-0	0	0	0	0	0	0	0	0	0	0	0	1
Team							0	0	0			0		0				
Totals				26-73	5-22	10-14	15	23	38	13	15	67	14	7	3	3	3	-12

Shooting By Period		
1st FG%	2-18	11.1%
3PT%	0-7	0.0%
FT%	2-3	66.7%
2nd FG%	9-19	47.4%
3PT%	3-5	60.0%
FT%	2-2	100%
3rd FG%	9-17	52.9%
3PT%	1-3	33.3%
FT%	5-6	83.3%
4th FG%	6-19	31.6%
3PT%	1-7	14.3%
FT%	1-3	33.3%
GM FG%	26-73	35.6%
3PT%	5-22	22.7%
FT%	10-14	71.4%

Dead Ball Rebounds: 2, 0

Technical Fouls::NONE

	SEMO	ASU
Biggest lead	19 (2nd 1:12)	0 (1st 10:00)
Best Scoring Run	12(1st 0:26)	10(3rd 9:50)
Lead Changes	0	
Times Tied	0	
Time with Lead	37:45	00:00

Points from	SEMO	ASU
Turnovers	11	11
Paint	38	34
Second Chance	15	12
Fast Breaks	6	4
Bench	9	15

Period by Period Scoring	1st	2nd	3rd	4th	TOT
SEMO	20	20	21	18	79
ASU	6	23	24	14	67

Game 4: DePaul 109, A-State 64

Official Basketball Box Score - Final
Arkansas St. at DePaul
11/22/19 McGrath-Phillips Arena, Chicago
2019-20 Women's Basketball

Game Time: 5:00 PM
Game Duration: 1:49

Officials: Joseph Vaszily, Katie Lukanich, Rebecca Taylor

Arkansas St. - 64 Record: 1-3

NO.	Name		Min	FG M-A	3P M-A	FT M-A	Rebounds OR	DR	TOT	Fouls PF	FD	TP	AS	TO	ST	Blocks BS	BA	+/-
35	Peyton Martin	F	18:47	4-6	0-0	5-7	0	1	1	1	5	13	0	1	0	1	0	-39
0	Jada Ford	G	11:29	0-3	0-3	0-0	0	1	1	0	0	0	0	2	0	0	0	-22
1	Jireh Washington	G	23:22	3-5	0-0	1-6	0	0	0	1	5	7	5	6	0	0	0	-27
3	Morgan Wallace	G	28:11	7-11	1-2	6-8	0	5	5	1	4	21	2	5	2	0	0	-28
5	Payton Tennison	G	14:13	1-2	0-1	0-0	0	1	1	2	0	2	0	1	0	0	0	-42
22	Maggie Mahan		14:12	0-1	0-0	2-2	0	2	2	1	1	2	2	3	0	0	0	-7
2	Starr Taylor		21:58	2-5	0-1	0-0	2	2	4	1	2	4	2	2	1	0	0	-25
25	Kayla Williams		28:31	1-3	0-1	0-0	0	4	4	0	1	2	1	5	0	0	1	-23
21	Shameka Tubbs		09:59	2-2	0-0	0-0	0	2	2	1	1	4	0	0	0	1	0	-3
23	Trinitee Jackson		03:07	1-3	0-0	0-0	0	1	1	0	0	2	0	1	0	0	1	1
4	Mya Love		09:02	0-1	0-0	1-2	0	0	0	0	1	1	0	0	0	0	0	-3
14	Hailee Erickson		09:02	2-5	2-5	0-0	1	1	2	1	0	6	1	1	0	0	0	-3
50	Madison Heckert		08:07	0-1	0-0	0-0	0	0	0	0	1	0	0	0	0	1	0	-4
Team							0	3	3			0		0				
Totals				23-48	3-13	15-25	3	23	26	9	21	64	13	27	3	3	2	-45

Shooting By Period		
1st FG%	5-8	62.5%
3PT%	0-2	0.0%
FT%	5-8	62.5%
2nd FG%	7-11	63.6%
3PT%	1-1	100.0%
FT%	5-10	50%
3rd FG%	6-13	46.2%
3PT%	0-0	0.0%
FT%	2-3	66.7%
4th FG%	5-16	31.3%
3PT%	2-10	20.0%
FT%	3-4	75%
GM FG%	23-48	47.9%
3PT%	3-13	23.1%
FT%	15-25	60.0%

Dead Ball Rebounds: 8, 0

Technical Fouls::NONE

DePaul - 109 Record: 3-1

NO.	Name		Min	FG M-A	3P M-A	FT M-A	Rebounds OR	DR	TOT	Fouls PF	FD	TP	AS	TO	ST	Blocks BS	BA	+/-
22	Chante Stonewall	F	15:10	6-11	1-3	0-0	2	2	4	0	1	13	1	0	5	0	0	38
3	Deja Church	G	18:17	5-13	1-5	1-1	3	2	5	3	3	12	7	2	1	0	0	30
11	Sonya Morris	G	08:54	3-3	3-3	0-0	1	0	1	3	0	9	3	0	0	0	0	30
20	Kelly Campbell	G	16:07	4-6	3-5	0-1	2	2	4	0	1	11	5	0	1	0	0	44
23	Dee Bekelja	G	20:34	5-12	2-7	0-0	3	1	4	1	0	12	8	0	0	0	1	31
2	Maya Stovall		18:39	1-4	1-3	2-2	1	1	2	2	1	5	1	1	0	0	0	20
15	Jolene Daninger		19:09	6-10	4-8	0-0	3	3	6	1	0	16	2	2	3	0	0	23
24	Kayla Caudle		17:39	2-6	0-0	0-0	2	2	4	2	0	4	3	1	1	1	2	6
1	Keke Rimmer		22:30	5-10	0-5	1-1	1	3	4	2	0	11	4	1	1	0	0	-1
30	Marisa Warren		15:42	1-3	1-2	0-0	0	3	3	4	1	3	3	1	1	0	0	4
14	Hannah Purcell		12:44	3-5	0-1	0-0	0	2	2	0	0	6	0	5	0	0	0	2
32	Nadège Jean		14:35	3-7	0-0	1-2	1	0	1	3	2	7	2	2	0	1	0	-2
Team							5	3	8			0		0				
Totals				44-90	16-42	5-7	24	24	48	21	9	109	39	15	13	2	3	45

Shooting By Period		
1st FG%	17-29	58.6%
3PT%	9-16	56.3%
FT%	2-3	66.7%
2nd FG%	8-22	36.4%
3PT%	1-9	11.1%
FT%	2-2	100%
3rd FG%	11-23	47.8%
3PT%	5-12	41.7%
FT%	0-0	0%
4th FG%	8-16	50.0%
3PT%	1-5	20.0%
FT%	1-2	50%
GM FG%	44-90	48.9%
3PT%	16-42	38.1%
FT%	5-7	71.4%

Dead Ball Rebounds: 1, 0

Technical Fouls::NONE

	ARKST	DEPAUL
Biggest lead	0 (1st 10:00)	49 (4th 1:55)
Best Scoring Run	5(1st 0:34)	17(1st 5:03)
Lead Changes	0	
Times Tied	1	
Time with Lead	00:00	39:27

Points from	ARKST	DEPAUL
Turnovers	16	48
Paint	38	52
Second Chance	2	26
Fast Breaks	17	16
Bench	21	52

Period by Period Scoring	1st	2nd	3rd	4th	TOT
ARKST	15	20	14	15	64
DEPAUL	45	19	27	18	109

2019-20 BOX SCORES

Game 5: N.C. A&T 55, A-State 50

Official Basketball Box Score - Final
N.C. A&T at Arkansas St.
11/23/19 McGrath-Philips Arena, Chicago
2019-20 Women's Basketball

Game Time: 7:00 PM
Game Duration: 1:51

Officials: Tom Danaher, Katie Lukanich, Kevin Dillard

N.C. A&T - 55 Record: 3-3

NO.	Name		Min	FG M-A	3P M-A	FT M-A	Rebounds OR	DR	TOT	Fouls PF	FD	TP	AS	TO	ST	Blocks BS	BA	+/-
22	Le'On Hill	F	30:41	5-10	0-0	0-1	3	7	10	3	3	10	0	1	2	0	1	3
15	Alexus Lessears	C	23:40	3-5	0-0	4-5	4	3	7	4	3	10	0	3	0	0	0	4
3	Cinia McCray	G	31:28	3-13	1-8	0-0	2	3	5	1	1	7	0	4	3	0	0	9
5	Mikaya Wilson	G	21:46	1-1	0-0	0-0	0	5	5	2	2	2	2	4	1	0	0	2
13	Deja Winters	G	21:07	0-8	0-5	0-0	0	2	2	1	1	0	4	3	0	0	0	2
31	Jayla Jones-Pack		14:01	0-1	0-0	0-0	2	0	2	4	1	0	1	0	0	1	0	-5
2	Shantell Bostick		07:33	0-1	0-1	0-0	0	1	1	0	0	0	0	1	0	1	0	1
00	Jasmen Walton		10:38	2-3	0-0	0-1	1	0	1	1	1	4	0	0	0	0	0	-3
12	C'Coriea Foy		28:25	6-17	2-12	3-3	1	5	6	2	4	17	4	2	2	1	0	10
1	Kennedy Boyd		10:41	2-5	1-4	0-0	2	1	3	1	0	5	1	2	1	0	0	2
Team							1	2	3			0		1				
Totals				22-64	4-30	7-10	16	29	45	19	16	55	12	21	9	3	1	5

Technical Fouls::NONE

Shooting By Period		
1st FG%	6-17	35.3%
3PT%	1-8	12.5%
FT%	0-1	0%
2nd FG%	4-15	26.7%
3PT%	2-7	28.6%
FT%	2-2	100%
3rd FG%	8-17	47.1%
3PT%	1-7	14.3%
FT%	3-5	60%
4th FG%	4-15	26.7%
3PT%	0-8	0.0%
FT%	2-2	100%
GM FG%	22-64	34.4%
3PT%	4-30	13.3%
FT%	7-10	70.0%

Dead Ball Rebounds: 1, 0

Arkansas St. - 50 Record: 1-4

NO.	Name		Min	FG M-A	3P M-A	FT M-A	Rebounds OR	DR	TOT	Fouls PF	FD	TP	AS	TO	ST	Blocks BS	BA	+/-
25	Kayla Williams	F	13:21	0-4	0-4	0-0	0	4	4	1	0	0	0	1	0	0	0	1
35	Peyton Martin	F	21:45	1-5	0-2	4-6	0	4	4	5	5	6	1	6	2	0	1	4
1	Jireh Washington	G	28:44	1-6	0-3	1-1	1	3	4	1	2	3	2	7	2	0	1	-13
3	Morgan Wallace	G	39:02	5-9	0-4	6-7	3	4	7	1	6	16	3	1	1	0	0	-8
5	Payton Tennison	G	35:43	1-9	1-8	0-0	0	3	3	3	2	3	1	0	3	1	0	-12
0	Jada Ford		26:39	4-12	4-10	0-0	0	1	1	0	0	12	0	0	1	0	0	-6
23	Trinitee Jackson		07:55	0-1	0-0	2-2	1	2	3	1	1	2	0	2	1	0	1	-2
21	Shameka Tubbs		12:44	3-4	0-0	0-1	2	2	4	3	3	6	0	1	1	0	0	-2
2	Starr Taylor		02:10	0-0	0-0	2-2	0	0	0	0	0	2	1	1	0	0	0	5
14	Hailee Erickson		10:04	0-2	0-2	0-0	0	0	0	1	0	0	0	1	2	0	0	6
22	Maggie Mahan		01:53	0-0	0-0	0-0	0	1	1	0	0	0	0	1	0	0	0	2
Team							2	4	6			0		0				
Totals				15-52	5-33	15-19	9	28	37	16	19	50	8	21	13	1	3	-5

Technical Fouls::NONE

Shooting By Period		
1st FG%	6-16	37.5%
3PT%	2-10	20.0%
FT%	3-5	60%
2nd FG%	4-11	36.4%
3PT%	3-7	42.9%
FT%	4-4	100%
3rd FG%	2-13	15.4%
3PT%	0-9	0.0%
FT%	1-2	50%
4th FG%	3-12	25.0%
3PT%	0-7	0.0%
FT%	7-8	87.5%
GM FG%	15-52	28.8%
3PT%	5-33	15.2%
FT%	15-19	78.9%

Dead Ball Rebounds: 3, 0

	NCAT	ARKST
Biggest lead	12 (4th 8:45)	14 (2nd 6:53)
Best Scoring Run	18(4th 8:45)	14(2nd 6:53)
Lead Changes	6	
Times Tied	3	
Time with Lead	18:34	20:12

Points from	NCAT	ARKST
Turnovers	26	19
Paint	32	18
Second Chance	12	6
Fast Breaks	13	8
Bench	26	22

Period by Period Scoring	1st	2nd	3rd	4th	TOT
NCAT	13	12	20	10	55
ARKST	17	15	5	13	50

Game 6: Murray State 77, A-State 62

Official Basketball Box Score - Final
Arkansas St. at Murray St.
11/27/19 CFSB Center, Murray, Ky.
2019-20 Women's Basketball

Game Time: 12:00 AM
Game Duration: 1:54
Attendance: 343

Officials: Royce Blevins, Kristen Jones, Ryan Durham

Arkansas St. - 62 Record: 1-5

NO.	Name		Min	FG M-A	3P M-A	FT M-A	Rebounds OR	DR	TOT	Fouls PF	FD	TP	AS	TO	ST	Blocks BS	BA	+/-
25	Kayla Williams	F	19:07	0-2	0-1	0-0	0	2	2	1	0	0	1	1	1	0	0	-18
35	Peyton Martin	F	33:22	9-15	0-0	5-9	4	1	5	4	9	23	0	1	3	2	0	-8
1	Jireh Washington	G	32:12	6-10	1-2	1-2	1	4	5	2	3	14	4	3	0	1	0	-16
3	Morgan Wallace	G	33:48	2-7	0-1	2-2	1	9	10	3	2	6	1	4	4	1	1	-6
5	Payton Tennison	G	09:43	0-3	0-3	0-0	0	2	2	3	0	0	1	1	0	0	1	-5
0	Jada Ford		27:03	3-13	2-9	2-2	0	0	0	0	1	10	0	2	1	0	2	-8
21	Shameka Tubbs		04:50	0-0	0-0	0-2	0	0	0	0	2	0	1	0	1	1	0	-3
12	Johnna Jones		06:07	0-1	0-0	2-2	0	1	1	0	1	2	0	1	0	0	1	-3
23	Trinitee Jackson		02:52	1-3	0-0	1-2	2	0	2	0	1	3	0	2	0	0	0	-6
14	Hailee Erickson		05:06	0-2	0-1	0-0	0	0	0	1	0	0	1	0	0	0	0	1
4	Mya Love		10:09	0-0	0-0	0-0	2	1	3	2	0	0	1	0	0	0	0	-4
22	Maggie Mahan		15:41	1-2	1-1	1-2	0	0	0	3	1	4	1	1	2	0	0	1
Team							5	1	6			0		1				
Totals				22-58	4-18	14-23	15	21	36	19	20	62	11	17	12	5	5	-15

Technical Fouls::NONE

Shooting By Period		
1st FG%	10-18	55.6%
3PT%	1-6	16.7%
FT%	1-2	50%
GM FG%	22-58	37.9%
3PT%	4-18	22.2%
FT%	14-23	60.9%

Dead Ball Rebounds: 6, 0

Murray St. - 77 Record: 4-2

NO.	Name		Min	FG M-A	3P M-A	FT M-A	Rebounds OR	DR	TOT	Fouls PF	FD	TP	AS	TO	ST	Blocks BS	BA	+/-
11	Laci Hawthorne	F	37:42	5-10	0-0	2-4	3	5	8	2	2	12	2	0	2	2	1	11
32	Alexis Burpo	F	37:52	3-10	1-3	3-4	2	7	9	3	2	10	4	3	2	0	0	18
44	Macie Gibson	F	20:08	2-4	1-2	0-0	2	1	3	4	0	5	1	2	0	0	0	1
4	Lex Mayes	G	33:32	5-10	2-7	6-7	2	2	4	2	7	18	1	0	2	0	0	16
5	Macey Turley	G	36:40	7-15	3-7	11-11	3	1	4	1	8	28	2	8	1	0	2	20
20	Cekeya Mack		05:28	1-3	0-0	0-0	1	2	3	4	0	2	2	0	0	2	1	3
12	Jentri Worley		11:18	1-4	0-2	0-0	0	1	1	0	0	2	0	1	0	0	1	-6
2	Sadie Hill		16:45	0-1	0-0	0-0	0	2	2	4	0	0	0	1	0	1	0	14
1	Raegan Blackburn		00:35	0-0	0-0	0-0	0	0	0	0	0	0	0	0	0	0	0	-2
Team							0	3	3			0		0				
Totals				24-57	7-21	22-26	13	24	37	20	19	77	12	15	7	5	5	15

Technical Fouls::NONE

Shooting By Period		
1st FG%	7-18	38.9%
3PT%	1-6	16.7%
FT%	2-3	66.7%
2nd FG%	8-17	47.1%
3PT%	3-7	42.9%
FT%	2-3	66.7%
3rd FG%	6-12	50.0%
3PT%	2-4	50.0%
FT%	2-2	100%
4th FG%	3-10	30.0%
3PT%	1-4	25.0%
FT%	16-18	88.9%
GM FG%	24-57	42.1%
3PT%	7-21	33.3%
FT%	22-26	84.6%

Dead Ball Rebounds: 3, 0

	ASU	MUR
Biggest lead	1 (1st 5:14)	19 (3rd 2:36)
Best Scoring Run	8(4th 5:40)	13(2nd 0:56)
Lead Changes	2	
Times Tied	2	
Time with Lead	00:59	37:30

Points from	ASU	MUR
Turnovers	13	23
Paint	36	32
Second Chance	14	18
Fast Breaks	6	12
Bench	19	4

Period by Period Scoring	1st	2nd	3rd	4th	TOT
ASU	16	8	16	22	62
MUR	17	21	16	23	77

Game 7: A-State 71, San Diego State 62

Official Basketball Box Score -- Game Totals -- Final Statistics
Arkansas St. vs San Diego State
11/30/19 1:05 p.m. at Steve Fisher Court at Viejas Arena

Arkansas St. 71 • 2-5

##	Player		Total FG-FGA	3-Ptr FG-FGA	FT-FTA	Rebounds Off	Def	Tot	PF	TP	A	TO	Blk	Stl	Min
21	Tubbs, Shameka	f	1-2	0-0	0-0	2	2	4	2	2	2	3	0	1	22
00	Ford, Jada	g	3-9	2-6	0-0	0	2	2	1	8	1	1	0	1	28
01	Washington, Jireh	g	7-13	1-1	5-8	1	2	3	1	20	1	3	0	2	28
03	Wallace, Morgan	g	4-9	0-1	2-6	2	6	8	2	10	3	0	0	0	36
22	Mahan, Maggie	g	0-0	0-0	2-2	0	0	0	1	2	3	1	0	0	13
02	Taylor, Starr		0-1	0-0	0-0	2	1	3	2	0	3	2	0	1	12
04	Love, Mya		1-2	0-1	1-2	1	2	3	1	3	1	0	0	3	15
05	Tennison, Payton		5-5	4-4	0-0	0	4	4	1	14	3	0	1	0	24
23	Jackson, Trinitee		4-9	0-0	1-2	4	3	7	2	9	1	3	0	1	15
25	Williams, Kayla		1-3	1-3	0-0	0	0	0	1	3	0	1	0	0	7
	Team					1	0	1				1			
	Totals		26-53	8-16	11-20	13	22	35	14	71	18	15	1	9	200

1st - FG %:	6-13	46.2%	2nd:	6-15	40.0%	3rd:	7-11	63.6%	4th:	7-14	50.0%
3FG %:	2-3	66.7%		3-9	33.3%		1-2	50.0%		2-2	100.0%
FT %:	3-6	50.0%		2-6	33.3%		2-2	100.0%		4-6	66.7%

Game:	26-53	49.1%
	8-16	50.0%
	11-20	55.0%

Deadball Rebounds 5,3

San Diego State 62 • 3-5

##	Player		Total FG-FGA	3-Ptr FG-FGA	FT-FTA	Rebounds Off	Def	Tot	PF	TP	A	TO	Blk	Stl	Min
34	VANDERDOES, Baylee	f	1-2	0-0	0-0	0	4	4	0	2	0	1	0	0	8
00	VILLA, Kennedi	g	0-1	0-0	0-0	1	0	1	4	0	3	0	0	1	22
02	RAMOS, Sophia	g	5-14	2-6	3-3	1	3	4	3	15	5	1	0	0	35
05	ADAMS, Tea	g	5-13	3-7	3-5	1	4	5	2	16	8	2	0	4	30
25	KALMER, Taylor	g	5-10	3-6	0-0	1	2	3	4	13	2	4	0	0	35
04	TERRY, Monique		3-5	0-0	0-0	2	1	3	4	6	1	0	1	1	25
10	HERNANDEZ, Isabela		2-8	1-6	0-0	0	0	0	1	5	1	1	2	0	26
15	PEREZ, Jayden		0-0	0-0	0-0	0	0	0	0	0	0	1	0	0	4
22	DORNSTAUDER, Zayn		2-3	0-0	0-0	0	3	3	0	4	0	2	2	0	12
24	EDWARDS, Kiara		0-0	0-0	1-2	0	0	0	0	1	0	0	0	0	2
45	EKWEDIKE, Naomi		0-0	0-0	0-0	0	0	0	0	0	0	1	0	0	1
	Team					3	1	4				1			
	Totals		23-56	9-25	7-10	9	18	27	18	62	20	14	5	6	200

1st - FG %:	5-10	50.0%	2nd:	5-13	38.5%	3rd:	7-17	41.2%	4th:	6-16	37.5%
3FG %:	2-5	40.0%		1-4	25.0%		3-6	50.0%		3-10	30.0%
FT %:	1-2	50.0%		2-3	66.7%		2-3	66.7%		2-2	100.0%

Game:	23-56	41.1%
	9-25	36.0%
	7-10	70.0%

Deadball Rebounds 2

Officials: Brad Schmidt, Nicole Leon, Gordon Torigoe
Technical fouls: Arkansas St.-None. San Diego State-None.
Attendance: 1788

Score by periods	1st	2nd	3rd	4th	Total
Arkansas St.	17	17	17	20	**71**
San Diego State	13	13	19	17	**62**

Game 8: A-State 81, UAPB 60

Official Basketball Box Score - Final
Arkansas-Pine Bluff at Arkansas State
12/10/19 First National Bank Arena, Jonesboro, Ark.
2019-20 Women's Basketball

Game Time: 1:00 AM
Game Duration: 1:56
Attendance: 591

Officials: Brian Garland, Molly Caldwell, Daniel Drake

Arkansas-Pine Bluff - 60 Record: 0-7

NO.	Name		Min	FG M-A	3P M-A	FT M-A	Rebounds OR	DR	TOT	Fouls PF	FD	TP	AS	TO	ST	Blocks BS	BA	+/-
33	Nissa Sam-Grant	C	28:46	1-1	0-0	1-2	2	5	7	2	1	3	2	0	1	2	0	-17
1	Kyeonia Harris	G	34:42	7-12	2-5	2-3	1	3	4	4	2	18	3	4	3	0	0	-15
4	Jayla Atmore	G	25:52	6-13	1-2	5-6	1	5	6	1	3	18	2	4	2	0	0	-4
5	Trasity Totten	G	25:09	3-12	0-3	3-4	3	5	8	3	3	9	3	1	0	0	0	-3
24	Noe'll Taylor	G	23:31	2-5	0-0	0-1	0	1	1	2	1	4	2	5	2	0	1	-4
21	Aiya El Hassan		18:08	2-5	1-1	0-0	3	0	3	3	5	5	2	4	1	0	0	2
30	Tyler Pyburn		20:32	1-6	1-3	0-0	1	1	2	0	0	3	0	0	0	0	0	-26
41	Morgan Christian		06:31	0-2	0-0	0-0	1	1	2	4	1	0	0	2	0	0	0	-14
12	Brit'Nee Terry		09:00	0-2	0-0	0-0	0	3	3	1	0	0	1	1	1	0	1	-7
32	Sha'Kendra Tillry		02:55	0-0	0-0	0-0	0	1	1	0	0	0	0	0	0	0	0	-5
11	Oluwatunmise Amusa		04:54	0-0	0-0	0-0	0	0	0	1	0	0	0	1	1	0	0	-12
Team							0	0	0			0		1				
Totals				22-58	5-14	11-16	12	25	37	21	16	60	15	23	11	2	2	-21

Technical Fouls: Christian 4th 8:12

Shooting By Period		
1st FG%	7-12	58.3%
3PT%	2-2	100.0%
FT%	4-4	100%
2nd FG%	6-18	33.3%
3PT%	2-5	40.0%
FT%	1-2	50%
3rd FG%	2-11	18.2%
3PT%	0-2	0.0%
FT%	1-2	50%
4th FG%	7-17	41.2%
3PT%	1-5	20.0%
FT%	5-8	62.5%
GM FG%	22-58	37.9%
3PT%	5-14	35.7%
FT%	11-16	68.8%

Dead Ball Rebounds: 4, 0

Arkansas State - 81 Record: 3-5

NO.	Name		Min	FG M-A	3P M-A	FT M-A	Rebounds OR	DR	TOT	Fouls PF	FD	TP	AS	TO	ST	Blocks BS	BA	+/-
21	Shameka Tubbs	F	11:04	0-0	0-0	2-2	0	3	3	3	1	2	0	0	0	1	0	-4
0	Jada Ford	G	18:16	3-8	3-5	0-0	0	5	5	1	0	9	1	3	1	0	0	7
1	Jireh Washington	G	29:06	5-10	0-1	1-1	0	3	3	1	6	11	8	3	2	0	1	23
3	Morgan Wallace	G	25:04	5-9	0-1	3-5	3	4	7	2	3	13	0	0	2	0	1	13
22	Maggie Mahan	G	14:12	1-4	0-1	2-2	1	0	1	0	1	4	4	0	0	0	0	14
35	Peyton Martin		25:36	8-11	0-0	2-8	5	4	9	2	4	18	2	3	5	1	0	30
5	Payton Tennison		20:47	5-8	3-6	2-2	0	0	0	0	1	15	0	1	3	0	0	22
4	Mya Love		10:02	0-1	0-0	0-0	0	1	1	1	0	0	0	0	0	1	0	11
2	Starr Taylor		07:22	0-1	0-0	0-0	1	2	3	2	1	0	3	3	1	0	0	3
23	Trinitee Jackson		04:24	0-1	0-0	0-0	0	0	0	0	0	0	0	0	0	0	0	-1
12	Johnna Jones		10:51	1-3	0-1	0-0	0	1	1	1	0	2	1	3	2	0	0	-1
25	Kayla Williams		11:46	0-2	0-1	4-6	0	1	1	2	3	4	1	2	0	0	0	1
14	Hailee Erickson		07:58	1-2	1-2	0-0	0	0	0	0	0	3	0	0	0	0	0	-8
50	Madison Heckert		03:32	0-0	0-0	0-0	0	0	0	1	0	0	0	0	0	0	0	-5
Team							0	1	1			0		0				
Totals				29-60	7-18	16-26	10	25	35	16	20	81	20	18	17	2	2	21

Technical Fouls::NONE

Shooting By Period		
1st FG%	7-17	41.2%
3PT%	1-5	20.0%
FT%	3-5	60%
2nd FG%	8-16	50.0%
3PT%	5-6	83.3%
FT%	4-6	66.7%
3rd FG%	10-16	62.5%
3PT%	0-3	0.0%
FT%	3-7	42.9%
4th FG%	4-11	36.4%
3PT%	1-4	25.0%
FT%	6-8	75%
GM FG%	29-60	48.3%
3PT%	7-18	38.9%
FT%	16-26	61.5%

Dead Ball Rebounds: 6, 0

	UAPB	ASU
Biggest lead	10 (1st 5:25)	29 (4th 8:04)
Best Scoring Run	10(1st 5:25)	16(3rd 0:00)
Lead Changes	3	
Times Tied	2	
Time with Lead	08:30	29:12

Points from	UAPB	ASU
Turnovers	17	30
Paint	28	42
Second Chance	8	11
Fast Breaks	20	14
Bench	8	42

Period by Period Scoring	1st	2nd	3rd	4th	TOT
UAPB	20	15	5	20	60
ASU	18	25	23	15	81

2019-20 BOX SCORES

Game 9: Memphis 78, A-State 50

Official Basketball Box Score - Final
Arkansas St. at Memphis
12/14/19 Elma Roane Fieldhouse, Memphis
2019-20 Women's Basketball

Game Time: 8:00 PM
Game Duration: 1:55
Attendance: 392

Officials: Kathleen Lynch, Tom Danaher, Josh Hall

Arkansas St. - 50 Record: 3-6

NO.	Name		Min	FG M-A	3P M-A	FT M-A	Rebounds OR	DR	TOT	Fouls PF	FD	TP	AS	TO	ST	Blocks BS	BA	+/-
35	Peyton Martin	F	21:43	1-8	0-1	3-10	1	4	5	3	6	5	0	2	1	0	2	-22
00	Jada Ford	G	22:01	3-10	2-6	5-5	0	1	1	5	3	13	0	2	3	0	0	-18
1	Jireh Washington	G	22:28	1-4	0-0	1-4	0	2	2	4	3	3	2	7	2	0	0	-24
3	Morgan Wallace	G	37:25	2-9	0-2	3-6	6	2	8	2	7	7	2	2	3	0	2	-30
22	Maggie Mahan	G	10:25	0-1	0-0	0-0	0	3	3	1	0	0	0	1	0	0	1	-3
4	Mya Love		08:27	2-3	0-1	1-3	1	1	2	2	4	5	0	0	1	0	0	-2
12	Johnna Jones		09:35	1-2	0-1	0-0	0	0	0	0	0	2	1	0	1	0	0	-5
5	Payton Tennison		09:24	0-1	0-1	0-0	0	2	2	4	0	0	0	0	1	0	0	-5
21	Shameka Tubbs		11:10	1-2	0-0	0-0	1	2	3	3	0	2	0	2	0	1	0	-6
23	Trinitee Jackson		04:11	0-3	0-0	0-0	1	3	4	1	1	0	0	3	1	1	1	2
25	Kayla Williams		22:51	5-9	3-5	0-0	0	1	1	2	0	13	0	0	0	0	0	-14
2	Starr Taylor		10:02	0-0	0-0	0-0	0	2	2	0	1	0	2	0	0	0	0	-6
14	Hailee Erickson		07:22	0-2	0-2	0-0	0	0	0	1	0	0	0	2	0	0	0	-5
50	Madison Heckert		02:56	0-0	0-0	0-0	0	0	0	0	1	0	0	0	0	0	0	-2
Team							1	0	1			0		0				
Totals				16-54	5-19	13-28	11	23	34	28	26	50	7	21	13	2	6	-28

Technical Fouls::NONE

Shooting By Period			
1st	FG%	5-16	31.3%
	3PT%	1-5	20.0%
	FT%	6-8	75%
2nd	FG%	3-12	25.0%
	3PT%	2-7	28.6%
	FT%	0-0	0%
3rd	FG%	4-13	30.8%
	3PT%	1-4	25.0%
	FT%	1-4	25%
4th	FG%	4-13	30.8%
	3PT%	1-3	33.3%
	FT%	6-16	37.5%
GM	FG%	16-54	29.6%
	3PT%	5-19	26.3%
	FT%	13-28	46.4%

Dead Ball Rebounds: 7, 0

Memphis - 78 Record: 6-4

NO.	Name		Min	FG M-A	3P M-A	FT M-A	Rebounds OR	DR	TOT	Fouls PF	FD	TP	AS	TO	ST	Blocks BS	BA	+/-
20	Keke Hunter	F	27:37	4-12	0-0	3-4	8	9	17	4	5	11	5	4	0	0	1	30
32	Dulcy Mendjiadeu Fankam	F	21:16	4-8	0-0	1-3	1	5	6	5	2	9	1	7	1	2	0	12
3	Gazmyne Herndon	G	21:44	1-1	0-0	4-8	0	2	2	2	5	6	2	1	2	0	0	21
5	Aerial Wilson	G	24:18	1-4	0-3	0-0	1	2	3	3	4	2	3	1	1	0	0	18
23	Jamirah Shutes	G	33:09	6-11	4-7	1-3	2	5	7	2	4	17	4	5	2	1	0	19
33	Alana Davis		23:42	4-6	0-0	4-6	1	5	6	1	6	12	0	2	1	0	1	10
2	Madison Griggs		20:01	4-7	4-7	0-0	1	1	2	3	1	12	3	1	0	0	0	10
35	Julan McDonald		20:48	3-10	1-5	0-2	0	3	3	4	1	7	2	2	0	3	0	16
52	Lanyce Williams		07:25	1-1	0-0	0-0	0	0	0	2	0	2	0	0	0	0	0	4
Team							2	2	4			0		0				
Totals				28-60	9-22	13-26	16	34	50	26	28	78	20	23	7	6	2	28

Technical Fouls::NONE

Shooting By Period			
1st	FG%	6-12	50.0%
	3PT%	1-2	50.0%
	FT%	6-14	42.9%
2nd	FG%	6-15	40.0%
	3PT%	2-5	40.0%
	FT%	0-1	0%
3rd	FG%	6-14	42.9%
	3PT%	3-6	50.0%
	FT%	5-8	62.5%
4th	FG%	10-19	52.6%
	3PT%	3-9	33.3%
	FT%	2-3	66.7%
GM	FG%	28-60	46.7%
	3PT%	9-22	40.9%
	FT%	13-26	50.0%

Dead Ball Rebounds: 6, 1

	ASU	MEM
Biggest lead	4 (1st 1:37)	29 (4th 1:05)
Best Scoring Run	6(1st 7:26)	19(3rd 5:11)
Lead Changes	4	
Times Tied	6	
Time with Lead	01:58	35:03

Points from	ASU	MEM
Turnovers	13	28
Paint	20	34
Second Chance	6	19
Fast Breaks	4	10
Bench	22	33

Period by Period Scoring	1st	2nd	3rd	4th	TOT
ASU	17	8	10	15	50
MEM	19	14	20	25	78

Game 10: Baylor 111, A-State 43

Official Basketball Box Score - Final
Arkansas St. at Baylor
12/18/19 Ferrell Center, Waco
2019-20 Women's Basketball

Game Time: 6:00 PM
Game Duration: 1:51
Attendance: 10,284

Officials: Beverly Roberts, Brian Hall, Tiara Cruse

Arkansas St. - 43 Record: 3-7

NO.	Name		Min	FG M-A	3P M-A	FT M-A	Rebounds OR	DR	TOT	Fouls PF	FD	TP	AS	TO	ST	Blocks BS	BA	+/-
21	Shameka Tubbs	F	15:08	0-2	0-0	0-0	1	0	1	1	0	0	0	3	1	0	0	-36
35	Peyton Martin	F	22:29	3-9	0-2	5-6	1	0	1	5	3	11	1	2	0	0	1	-30
00	Jada Ford	G	12:21	1-2	1-2	0-0	0	0	0	1	0	3	0	2	0	0	0	-26
1	Jireh Washington	G	28:20	6-10	0-2	4-5	2	4	6	0	6	16	0	5	1	0	2	-46
3	Morgan Wallace	G	40:00	2-7	0-1	1-2	2	4	6	4	1	5	1	2	1	0	3	-68
2	Starr Taylor		21:07	1-3	0-0	0-0	1	1	2	0	0	2	2	1	1	0	0	-34
5	Payton Tennison		24:47	1-8	1-7	0-0	0	2	2	0	0	3	0	0	0	0	1	-35
23	Trinitee Jackson		05:22	1-1	0-0	1-3	0	0	0	2	3	3	0	5	0	0	0	-12
25	Kayla Williams		30:26	0-10	0-4	0-0	0	5	5	3	1	0	0	4	0	0	4	-53
Team							4	0	4			0		1				
Totals				15-52	2-18	11-16	11	16	27	16	14	43	4	25	4	0	11	-68

Technical Fouls::NONE

Shooting By Period			
1st	FG%	6-17	35.3%
	3PT%	2-8	25.0%
	FT%	1-1	100%
2nd	FG%	2-8	25.0%
	3PT%	0-2	0.0%
	FT%	0-1	0%
3rd	FG%	5-14	35.7%
	3PT%	0-3	0.0%
	FT%	6-7	85.7%
4th	FG%	2-13	15.4%
	3PT%	0-5	0.0%
	FT%	4-7	57.1%
GM	FG%	15-52	28.8%
	3PT%	2-18	11.1%
	FT%	11-16	68.8%

Dead Ball Rebounds: 2, 0

Baylor - 111 Record: 9-1

NO.	Name		Min	FG M-A	3P M-A	FT M-A	Rebounds OR	DR	TOT	Fouls PF	FD	TP	AS	TO	ST	Blocks BS	BA	+/-
1	Nalyssa Smith	F	23:29	6-6	0-0	3-5	3	4	7	3	3	15	1	2	1	0	1	41
2	Didi Richards	G	19:30	4-5	0-0	0-0	0	2	2	3	2	8	7	2	3	2	0	33
4	Te'a Cooper	G	26:09	2-7	0-5	4-4	0	1	1	0	4	8	10	1	2	0	0	40
12	Moon Ursin	G	17:12	2-5	0-1	0-0	3	2	5	1	0	4	2	0	0	1	0	21
20	Juicy Landrum	G	33:29	14-24	14-23	0-0	1	7	8	0	1	42	7	0	1	1	0	64
25	Queen Egbo		27:19	6-10	0-2	1-1	2	8	10	3	3	13	0	1	0	4	0	54
3	Trinity Oliver		18:32	3-3	1-1	1-2	2	1	3	0	1	8	5	0	1	0	0	29
11	Jordyn Oliver		17:10	1-3	0-1	0-0	0	2	2	2	0	2	5	1	2	2	0	29
22	Erin DeGrate		17:10	4-8	0-0	3-4	3	0	3	2	2	11	0	1	3	1	0	29
Team							0	0	0			0		0				
Totals				42-71	15-33	12-16	14	27	41	14	16	111	37	8	13	11	0	68

Technical Fouls::NONE

Shooting By Period			
1st	FG%	12-18	66.7%
	3PT%	1-6	16.7%
	FT%	5-6	83.3%
2nd	FG%	10-16	62.5%
	3PT%	4-7	57.1%
	FT%	4-4	100%
3rd	FG%	10-19	52.6%
	3PT%	6-10	60.0%
	FT%	1-3	33.3%
4th	FG%	10-18	55.6%
	3PT%	4-10	40.0%
	FT%	2-3	66.7%
GM	FG%	42-71	59.2%
	3PT%	15-33	45.5%
	FT%	12-16	75.0%

Dead Ball Rebounds: 3, 2

	AST	BAY
Biggest lead	0 (1st 10:00)	69 (4th 0:35)
Best Scoring Run	5(3rd 8:02)	19(3rd 9:54)
Lead Changes	0	
Times Tied	0	
Time with Lead	00:00	39:27

Points from	AST	BAY
Turnovers	5	37
Paint	20	48
Second Chance	12	15
Fast Breaks	3	20
Bench	8	34

Period by Period Scoring	1st	2nd	3rd	4th	TOT
AST	15	4	16	8	43
BAY	30	28	27	26	111

Game 11: Louisiana Tech 67, A-State 54

Official Basketball Box Score - Final
Arkansas St. at Louisiana Tech
12/29/19 Thomas Assembly Center, Ruston, La
2019-20 Women's Basketball

Game Time: 8:00 PM
Game Duration: 1:54
Attendance: 1,173

Officials: Darren McClure, Travis Jones, Sarah Fleming

Arkansas St. - 54 Record: 3-8

NO.	Name		Min	FG M-A	3P M-A	FT M-A	Rebounds OR	DR	TOT	Fouls PF	FD	TP	AS	TO	ST	Blocks BS	BA	+/-
35	Peyton Martin	F	33:34	5-15	0-0	2-4	3	4	7	4	5	12	2	4	2	0	1	-6
00	Jada Ford	G	29:54	6-13	2-6	3-3	0	1	1	2	2	17	0	2	1	0	1	-7
1	Jireh Washington	G	34:40	5-12	1-3	2-5	0	4	4	3	4	13	3	4	6	0	1	-4
3	Morgan Wallace	G	28:16	0-5	0-1	4-4	3	3	6	5	2	4	2	4	3	0	0	0
5	Payton Tennison	G	19:53	1-4	1-4	0-0	0	1	1	2	0	3	1	1	3	1	0	5
2	Starr Taylor		18:09	2-5	0-1	0-0	1	1	2	1	1	4	1	3	0	0	0	-17
23	Trinitee Jackson		07:54	0-2	0-0	1-2	2	0	2	2	1	1	0	1	1	0	0	4
25	Kayla Williams		07:26	0-1	0-0	0-0	0	1	1	2	0	0	0	2	0	0	0	-17
21	Shameka Tubbs		04:15	0-0	0-0	0-0	1	0	1	1	0	0	0	1	0	1	0	-12
22	Maggie Mahan		10:02	0-1	0-0	0-0	0	1	1	2	1	0	0	1	0	0	0	-11
12	Johnna Jones		05:57	0-0	0-0	0-0	0	0	0	0	0	0	0	1	0	0	0	0
Team							3	4	7			0		0				
Totals				19-58	4-15	12-18	13	20	33	24	16	54	9	24	16	2	3	-13

Technical Fouls::NONE

Shooting By Period			
1st	FG%	8-17	47.1%
	3PT%	3-5	60.0%
	FT%	2-3	66.7%
2nd	FG%	0-13	0.0%
	3PT%	0-4	0.0%
	FT%	0-0	0%
3rd	FG%	8-18	44.4%
	3PT%	0-4	0.0%
	FT%	2-3	66.7%
4th	FG%	3-10	30.0%
	3PT%	1-2	50.0%
	FT%	8-12	66.7%
GM	FG%	19-58	32.8%
	3PT%	4-15	26.7%
	FT%	12-18	66.7%

Dead Ball Rebounds: 1, 0

Louisiana Tech - 67 Record: 8-3

NO.	Name		Min	FG M-A	3P M-A	FT M-A	Rebounds OR	DR	TOT	Fouls PF	FD	TP	AS	TO	ST	Blocks BS	BA	+/-
00	Meme Amand	F	29:40	3-9	0-0	2-2	1	10	11	3	2	8	0	1	1	0	1	13
21	Brianna Harris	F	07:22	0-1	0-0	2-2	1	1	2	1	2	0	1	0	0	0	0	-11
2	Keiunna Walker	G	27:23	2-9	0-3	6-9	2	3	5	2	10	10	2	4	1	0	1	11
10	Amber Dixon	G	28:57	4-6	0-0	4-5	1	1	2	3	3	12	3	6	2	1	0	19
22	Grayson Bright	G	01:18	0-0	0-0	0-0	0	1	1	0	0	0	0	0	0	0	0	-2
1	Raizel Guinto		30:23	5-9	4-7	2-2	1	5	6	1	2	16	4	5	3	0	0	3
4	Amber Hawkison		17:56	0-3	0-3	0-0	0	3	3	0	1	0	0	1	2	0	0	8
12	Daria McCutcheon		25:11	2-6	0-2	0-0	0	1	1	3	1	4	1	3	1	0	0	24
24	Lotte Sant		14:11	3-5	1-3	0-0	0	1	1	1	0	7	1	2	0	0	0	-6
44	Anna Larr Roberson		17:39	3-5	0-0	2-3	3	3	6	1	4	8	2	1	0	2	0	6
Team							4	2	6			0		1				
Totals				22-53	5-18	18-23	13	31	44	16	24	67	13	25	10	3	2	13

Technical Fouls::NONE

Shooting By Period			
1st	FG%	5-11	45.5%
	3PT%	1-3	33.3%
	FT%	0-0	0%
2nd	FG%	5-15	33.3%
	3PT%	3-9	33.3%
	FT%	10-13	76.9%
3rd	FG%	6-13	46.2%
	3PT%	1-4	25.0%
	FT%	5-5	100%
4th	FG%	6-14	42.9%
	3PT%	0-2	0.0%
	FT%	3-5	60%
GM	FG%	22-53	41.5%
	3PT%	5-18	27.8%
	FT%	18-23	78.3%

Dead Ball Rebounds: 3, 0

	Ark St	Tech
Biggest lead	14 (1st 2:41)	15 (3rd 9:29)
Best Scoring Run	10(1st 5:28)	25(3rd 9:29)
Lead Changes	1	
Times Tied	1	
Time with Lead	13:14	25:28

Points from	Ark St	Tech
Turnovers	34	26
Paint	28	26
Second Chance	9	18
Fast Breaks	25	14
Bench	5	35

Period by Period Scoring	1st	2nd	3rd	4th	TOT
Ark St	21	0	18	15	54
Tech	11	23	18	15	67

Game 12: UT Arlington 71, A-State 44

Official Basketball Box Score - Final
Arkansas St. at UT Arlington
01/03/20 College Park Center, Arlington, TX
2019-20 Women's Basketball

Game Time: 1:00 AM
Game Duration: 1:44
Attendance: 1,072

Officials: Eric Baker, Angel Stanton, Molly Caldwell

Arkansas St. - 44 Record: 3-9 (0-1)

NO.	Name		Min	FG M-A	3P M-A	FT M-A	Rebounds OR	DR	TOT	Fouls PF	FD	TP	AS	TO	ST	Blocks BS	BA	+/-
25	Kayla Williams	F	16:24	0-4	0-3	0-0	0	1	1	0	0	0	0	0	1	0	0	-21
35	Peyton Martin	F	33:00	4-8	0-0	5-7	2	1	3	2	5	13	1	2	2	0	1	-27
00	Jada Ford	G	32:11	5-11	3-6	1-1	0	2	2	2	1	14	0	1	0	0	0	-22
1	Jireh Washington	G	27:25	3-9	0-1	0-0	0	3	3	2	2	6	1	5	2	0	2	-22
3	Morgan Wallace	G	33:05	2-6	1-1	0-2	0	7	7	4	3	5	2	5	2	0	2	-19
2	Starr Taylor		05:29	0-1	0-1	0-0	0	0	0	0	1	0	1	0	0	0	0	-2
4	Mya Love		16:26	1-4	0-2	0-0	1	2	3	1	0	2	1	2	0	0	0	-9
22	Maggie Mahan		12:52	1-1	0-0	0-0	0	1	1	0	0	2	1	1	1	0	0	-3
23	Trinitee Jackson		15:18	0-6	0-0	2-4	2	5	7	1	3	2	0	5	2	0	2	-4
12	Johnna Jones		01:54	0-0	0-0	0-0	0	0	0	0	1	0	0	2	0	0	0	-2
21	Shameka Tubbs		05:56	0-0	0-0	0-0	0	1	1	0	0	0	0	0	0	1	0	-4
Team							2	3	5			0		0				
Totals				16-50	4-14	8-14	7	26	33	12	16	44	7	23	10	1	7	-27

Technical Fouls::NONE

Shooting By Period			
1st	FG%	1-13	7.7%
	3PT%	1-4	25.0%
	FT%	0-2	0%
2nd	FG%	7-12	58.3%
	3PT%	3-4	75.0%
	FT%	0-0	0%
3rd	FG%	5-12	41.7%
	3PT%	0-3	0.0%
	FT%	5-7	71.4%
4th	FG%	3-13	23.1%
	3PT%	0-3	0.0%
	FT%	3-5	60%
GM	FG%	16-50	32.0%
	3PT%	4-14	28.6%
	FT%	8-14	57.1%

Dead Ball Rebounds: 3, 0

UT Arlington - 71 Record: 7-6 (1-0)

NO.	Name		Min	FG M-A	3P M-A	FT M-A	Rebounds OR	DR	TOT	Fouls PF	FD	TP	AS	TO	ST	Blocks BS	BA	+/-
12	Marie Benson	F	25:45	6-8	0-1	0-1	2	1	3	1	3	12	2	2	2	0	0	19
41	Katie Ferrell	F	24:53	1-2	0-0	0-0	1	7	8	1	3	2	9	1	1	1	0	31
20	Claire Chastain	G	23:08	7-13	4-9	0-0	1	2	3	1	2	18	1	1	1	0	0	24
21	Terryn Milton	G	28:11	2-7	2-4	0-0	0	1	1	0	1	6	6	3	2	0	0	14
24	Aysia Evans	G	18:11	2-6	2-5	0-0	1	2	3	2	0	6	2	2	2	0	0	22
1	Katie Mayhue		09:35	1-8	0-7	2-2	1	1	2	2	1	4	0	1	0	0	0	0
3	Misty Dossey		18:28	6-6	0-0	0-0	1	2	3	4	0	12	1	2	1	3	0	-1
45	Emma Halverson		15:02	1-4	0-0	0-0	1	4	5	0	1	2	1	2	1	1	1	6
31	Bre Wickware		16:52	1-6	0-1	0-0	1	2	3	0	0	2	2	1	1	0	0	3
33	Barbara Benson		10:19	1-3	0-2	2-2	0	2	2	3	1	4	0	1	0	1	0	13
23	Camryn Hawkins		04:48	1-3	1-3	0-0	0	0	0	0	0	3	0	0	0	1	0	2
40	Michaela Wright		04:48	0-0	0-0	0-0	1	0	1	2	0	0	0	0	0	0	0	2
Team							2	6	8			0		2				
Totals				29-66	9-32	4-5	12	30	42	16	12	71	24	18	11	7	1	27

Technical Fouls::NONE

Shooting By Period			
1st	FG%	7-15	46.7%
	3PT%	2-7	28.6%
	FT%	0-0	0%
2nd	FG%	8-18	44.4%
	3PT%	2-8	25.0%
	FT%	0-0	0%
3rd	FG%	7-18	38.9%
	3PT%	2-9	22.2%
	FT%	2-3	66.7%
4th	FG%	7-15	46.7%
	3PT%	3-8	37.5%
	FT%	2-2	100%
GM	FG%	29-66	43.9%
	3PT%	9-32	28.1%
	FT%	4-5	80.0%

Dead Ball Rebounds: 0, 0

	ASU	UTA
Biggest lead	0 (1st 10:00)	27 (4th 5:35)
Best Scoring Run	10(2nd 7:08)	14(3rd 9:36)
Lead Changes	0	
Times Tied	0	
Time with Lead	00:00	39:42

Points from	ASU	UTA
Turnovers	15	23
Paint	24	34
Second Chance	6	12
Fast Breaks	15	6
Bench	6	27

Period by Period Scoring	1st	2nd	3rd	4th	TOT
ASU	3	17	15	9	44
UTA	16	18	18	19	71

2019-20 BOX SCORES

Game 13: A-State 56, Texas State 53

Official Basketball Box Score - Final
Arkansas St. at Texas St.
01/04/20 Strahan Arena, San Marcos
2019-20 Women's Basketball

Game Time: 8:00 PM
Game Duration: 1:53
Attendance: 925

Officials: Katie Lukanich, Chaney Muench, Stephanie Barksdale

Arkansas St. - 56 Record: 4-9 (1-1)

NO.	Name		Min	FG M-A	3P M-A	FT M-A	Rebounds OR	DR	TOT	Fouls PF	FD	TP	AS	TO	ST	Blocks BS	BA	+/-
25	Kayla Williams	F	19:07	1-4	1-3	0-0	0	1	1	1	0	3	2	0	3	0	0	0
35	Peyton Martin	F	16:08	3-7	0-1	0-0	1	0	1	3	1	6	1	2	3	1	0	1
00	Jada Ford	G	31:19	2-13	2-11	1-2	0	1	1	2	1	7	2	0	3	0	0	0
1	Jireh Washington	G	40:00	4-13	0-2	8-9	0	6	6	4	5	16	0	5	2	0	0	3
3	Morgan Wallace	G	40:00	3-9	1-2	6-8	2	7	9	1	5	13	0	0	3	0	0	3
4	Mya Love		20:53	1-3	0-1	1-1	2	2	4	1	3	3	2	0	0	0	0	3
21	Shameka Tubbs		11:20	0-4	0-0	0-0	2	3	5	3	1	0	0	0	1	0	0	-1
22	Maggie Mahan		08:41	1-1	1-1	0-0	0	0	0	0	0	3	1	0	0	0	0	3
50	Madison Heckert		12:32	1-3	1-2	2-2	1	2	3	4	1	5	1	0	0	0	0	3
Team							1	4	5			0		2				
Totals				16-57	6-23	18-22	9	26	35	19	17	56	9	9	15	1	0	3

Technical Fouls::NONE

Shooting By Period		
1st FG%	4-15	26.7%
3PT%	2-8	25.0%
FT%	0-0	0%
2nd FG%	4-13	30.8%
3PT%	2-5	40.0%
FT%	3-4	75%
3rd FG%	4-16	25.0%
3PT%	2-6	33.3%
FT%	8-10	80%
4th FG%	4-13	30.8%
3PT%	0-4	0.0%
FT%	7-8	87.5%
GM FG%	16-57	28.1%
3PT%	6-23	26.1%
FT%	18-22	81.8%

Dead Ball Rebounds: 2, 1

Texas St. - 53 Record: 7-6 (0-2)

NO.	Name		Min	FG M-A	3P M-A	FT M-A	Rebounds OR	DR	TOT	Fouls PF	FD	TP	AS	TO	ST	Blocks BS	BA	+/-
32	Da'Nasia Hood	F	32:19	5-12	3-7	1-2	2	4	6	4	3	14	0	2	0	0	0	-7
55	Jaeda Reed	C	12:55	1-2	0-0	1-2	0	1	1	2	2	3	0	2	0	0	0	8
1	Avionne Alexander	G	32:32	6-8	0-0	1-2	1	4	5	4	3	13	4	1	1	0	0	4
24	Brooke Holle	G	36:28	1-10	1-2	2-2	0	8	8	2	1	5	3	3	2	0	1	-5
33	Bailey Holle	G	40:00	3-7	3-7	0-0	0	7	7	2	5	9	4	2	1	0	0	-3
23	Lillie Moore		06:48	0-1	0-0	0-0	1	1	2	1	0	0	0	1	0	0	0	-3
00	Jayla Johnson		21:41	3-9	0-0	1-4	2	2	4	1	4	7	2	3	0	0	0	-6
13	Keslyn King		08:26	0-2	0-1	0-0	2	1	3	1	0	0	0	3	0	0	0	3
15	Ja'Kayla Bowie		02:34	0-0	0-0	0-0	0	1	1	0	0	0	0	1	0	0	0	-8
20	Chelsea Johnson		06:17	0-2	0-0	2-2	1	2	3	0	1	2	1	1	0	0	0	2
Team							2	1	3			0		0				
Totals				19-53	7-17	8-14	11	32	43	17	19	53	14	19	4	0	1	-3

Technical Fouls::NONE

Shooting By Period		
1st FG%	5-13	38.5%
3PT%	1-4	25.0%
FT%	0-2	0%
2nd FG%	2-15	13.3%
3PT%	1-4	25.0%
FT%	5-6	83.3%
3rd FG%	7-10	70.0%
3PT%	3-4	75.0%
FT%	2-5	40%
4th FG%	5-15	33.3%
3PT%	2-5	40.0%
FT%	1-1	100%
GM FG%	19-53	35.8%
3PT%	7-17	41.2%
FT%	8-14	57.1%

Dead Ball Rebounds: 2, 2

	ASU	TXST
Biggest lead	7 (2nd 3:48)	4 (3rd 8:56)
Best Scoring Run	8(2nd 4:59)	11(3rd 8:56)
Lead Changes	9	
Times Tied	7	
Time with Lead	26:01	10:20

Points from	ASU	TXST
Turnovers	22	5
Paint	16	12
Second Chance	11	3
Fast Breaks	8	5
Bench	11	9

Period by Period Scoring	1st	2nd	3rd	4th	TOT
ASU	10	13	18	15	56
TXST	11	10	19	13	53

Game 14: A-State 70, Georgia State 68 (OT)

Official Basketball Box Score - Final
Georgia St. at Arkansas St.
01/10/20 First National Bank Arena, Jonesboro, Ark.
2019-20 Women's Basketball

Game Time: 1:00 AM
Game Duration: 2:18
Attendance: 613

Officials: Marty Cook, Kristen Bell, Marcus Clayton

Georgia St. - 68 Record: 4-10 (1-2)

NO.	Name		Min	FG M-A	3P M-A	FT M-A	Rebounds OR	DR	TOT	Fouls PF	FD	TP	AS	TO	ST	Blocks BS	BA	+/-
11	Taylor Hosendove	F	29:10	2-4	0-0	4-6	3	5	8	3	5	8	3	5	1	0	0	-5
30	Shaquanda Miller-McCray	C	34:08	2-3	0-0	2-4	5	5	10	4	3	6	2	2	3	5	0	2
10	Kamryn Dziak	G	22:38	1-4	1-3	2-3	0	1	1	3	1	5	1	1	0	0	0	9
13	Jada Lewis	G	38:07	7-13	6-10	2-3	0	4	4	1	2	22	3	2	0	1	0	-5
32	Taylor Henderson	G	33:37	6-11	0-1	1-2	1	4	5	3	1	13	3	4	0	0	0	-9
00	Allison Johnson		32:44	1-8	0-2	0-0	3	9	12	5	3	2	3	3	1	1	1	-11
14	Ashley Foster		16:20	2-10	1-5	3-3	0	3	3	3	4	8	0	3	1	0	1	7
12	Tehya Lyons		12:31	1-5	0-1	2-2	1	2	3	1	1	4	1	1	0	0	0	3
2	Kennedy Powell		00:42	0-0	0-0	0-0	0	0	0	0	0	0	0	0	0	0	0	2
4	Joelle Johnson		01:26	0-0	0-0	0-0	0	1	1	1	0	0	0	0	0	0	0	2
1	Moriah Taylor		03:37	0-0	0-0	0-0	0	0	0	0	0	0	0	0	1	0	0	-5
Team							1	3	4			0		1				
Totals				22-58	8-22	16-23	14	37	51	24	20	68	16	23	6	7	2	-2

Technical Fouls::NONE

Shooting By Period		
1st FG%	7-14	50.0%
3PT%	3-8	37.5%
FT%	5-5	100%
2nd FG%	5-12	41.7%
3PT%	1-4	25.0%
FT%	4-6	66.7%
3rd FG%	5-16	31.3%
3PT%	2-5	40.0%
FT%	0-0	0%
4th FG%	4-11	36.4%
3PT%	1-2	50.0%
FT%	6-8	75%
:OT FG%	1-5	20.0%
3PT%	1-3	33.3%
FT%	1-4	25%
GM FG%	22-58	37.9%
3PT%	8-22	36.4%
FT%	16-23	69.6%

Dead Ball Rebounds: 4, 0

Arkansas St. - 70 Record: 5-9 (2-1)

NO.	Name		Min	FG M-A	3P M-A	FT M-A	Rebounds OR	DR	TOT	Fouls PF	FD	TP	AS	TO	ST	Blocks BS	BA	+/-
25	Kayla Williams	F	12:18	0-0	0-0	0-0	0	1	1	1	0	0	0	1	0	1	0	-7
35	Peyton Martin	F	23:09	5-11	0-0	4-6	5	2	7	5	3	14	0	0	1	0	1	-3
0	Jada Ford	G	33:34	6-20	4-15	0-0	0	1	1	2	0	16	0	3	1	0	0	4
1	Jireh Washington	G	40:21	5-17	2-3	3-5	2	8	10	2	6	15	6	1	4	0	1	2
3	Morgan Wallace	G	45:00	5-10	0-0	11-12	4	7	11	3	11	21	4	1	2	1	2	2
5	Payton Tennison		14:49	0-5	0-4	0-0	0	1	1	1	0	0	3	0	1	0	1	2
21	Shameka Tubbs		18:07	1-3	0-0	0-2	0	4	4	2	2	2	1	1	2	0	0	7
4	Mya Love		27:32	1-2	0-0	0-0	2	1	3	4	1	2	1	0	2	0	1	4
2	Starr Taylor		04:39	0-1	0-0	0-0	0	0	0	0	0	0	0	0	0	0	1	0
23	Trinitee Jackson		01:17	0-0	0-0	0-0	0	0	0	0	0	0	0	0	0	0	0	-3
50	Madison Heckert		02:27	0-1	0-0	0-0	0	0	0	0	1	0	0	0	0	0	0	1
22	Maggie Mahan		01:47	0-0	0-0	0-0	0	0	0	0	0	0	0	0	0	1	0	1
Team							0	0	0			0		0				
Totals				23-70	6-22	18-25	13	25	38	20	24	70	15	7	14	2	7	2

Technical Fouls::NONE

Shooting By Period		
1st FG%	3-16	18.8%
3PT%	1-5	20.0%
FT%	2-4	50%
2nd FG%	5-11	45.5%
3PT%	2-4	50.0%
FT%	6-7	85.7%
3rd FG%	3-17	17.6%
3PT%	0-6	0.0%
FT%	6-10	60%
4th FG%	10-18	55.6%
3PT%	3-7	42.9%
FT%	2-2	100%
:OT FG%	2-8	25.0%
3PT%	0-0	0.0%
FT%	2-2	100%
GM FG%	23-70	32.9%
3PT%	6-22	27.3%
FT%	18-25	72.0%

Dead Ball Rebounds: 4, 0

	GSU	ASU
Biggest lead	15 (2nd 8:46)	4 (1st OT 3:31)
Best Scoring Run	7(1st 1:42)	9(1st OT 3:31)
Lead Changes	5	
Times Tied	3	
Time with Lead	37:19	04:31

Points from	GSU	ASU
Turnovers	2	23
Paint	12	34
Second Chance	9	11
Fast Breaks	4	15
Bench	14	4

Period by Period Scoring	1st	2nd	3rd	4th	OT1	TOT
GSU	22	15	12	15	4	68
ASU	9	18	12	25	6	70

Game 15: A-State 69, Georgia Southern 62

Official Basketball Box Score - Final
Georgia Southern at Arkansas State
01/11/20 First National Bank Arena, Jonesboro, Ark.
2019-20 Women's Basketball

Game Time: 7:00 PM
Game Duration: 1:52
Attendance: 718

Officials: Troy Winders, Meadow Overstreet, Deanna Jackson

Georgia Southern - 62 Record: 5-10 (2-2)

NO.	Name		Min	FG M-A	3P M-A	FT M-A	Rebounds OR	DR	TOT	Fouls PF	FD	TP	AS	TO	ST	Blocks BS	BA	+/-
5	Tsubasa Nisbet	F	20:53	4-12	0-3	0-0	6	5	11	1	1	8	2	2	1	0	0	-15
33	Victoria Stavropoulos	F	10:09	2-3	1-2	0-0	1	1	2	0	0	5	1	0	0	0	0	-15
1	Jordan Strange	G	11:40	0-2	0-1	0-0	0	1	1	3	1	0	0	2	0	0	0	-4
10	Mya Burns	G	17:44	1-5	1-2	0-0	3	0	3	1	1	3	1	0	0	0	0	3
12	Jaiden Hamilton	G	32:44	4-9	2-7	0-0	4	3	7	2	1	10	1	3	0	0	0	-12
4	Alexis Brown		13:21	2-5	1-3	2-2	0	1	1	1	3	7	3	2	1	0	0	1
15	Amira Atwater		12:30	1-3	0-1	0-0	1	1	2	0	0	2	0	3	0	0	0	-4
25	Nikki McDonald		16:17	0-2	0-1	1-2	0	2	2	2	1	1	0	4	0	0	0	2
32	Hailey Dias-Allen		07:32	2-5	0-0	0-0	1	3	4	1	1	4	0	1	0	0	0	-2
23	Tatum Barber		29:44	8-15	2-6	2-3	3	7	10	1	4	20	2	1	2	1	0	-2
42	Sarah Moore		11:47	0-5	0-0	0-0	1	4	5	1	1	0	2	2	0	1	0	6
13	Nakol Franks		06:18	0-3	0-1	0-0	1	0	1	0	0	0	0	0	0	0	1	0
44	La'Tia Fils-Aime'		09:21	1-1	0-0	0-0	1	2	3	4	1	2	2	1	2	0	0	7
Team							0	0	0			0		1				
Totals				25-70	7-27	5-7	22	30	52	17	15	62	14	22	6	2	1	-7

Technical Fouls::NONE

Shooting By Period		
1st FG%	7-16	43.8%
3PT%	2-8	25.0%
FT%	0-0	0%
2nd FG%	8-20	40.0%
3PT%	5-12	41.7%
FT%	2-2	100%
3rd FG%	4-17	23.5%
3PT%	0-3	0.0%
FT%	0-0	0%
4th FG%	6-17	35.3%
3PT%	0-4	0.0%
FT%	3-5	60%
GM FG%	25-70	35.7%
3PT%	7-27	25.9%
FT%	5-7	71.4%

Dead Ball Rebounds: 0, 0

Arkansas State - 69 Record: 6-9 (3-1)

NO.	Name		Min	FG M-A	3P M-A	FT M-A	Rebounds OR	DR	TOT	Fouls PF	FD	TP	AS	TO	ST	Blocks BS	BA	+/-
25	Kayla Williams	F	12:53	1-4	1-3	0-0	0	2	2	0	0	3	2	0	0	0	0	3
35	Peyton Martin	F	33:28	6-7	0-0	5-7	0	3	3	1	5	17	0	1	2	0	0	7
0	Jada Ford	G	36:10	1-14	1-12	4-4	0	5	5	0	2	7	4	1	1	0	1	8
1	Jireh Washington	G	33:34	5-12	0-1	5-5	1	4	5	3	3	15	6	3	1	0	1	7
3	Morgan Wallace	G	33:47	6-8	1-1	2-5	0	7	7	4	4	15	3	1	1	0	0	11
5	Payton Tennison		14:42	2-3	2-3	0-0	0	1	1	0	0	6	0	1	0	1	0	-5
2	Starr Taylor		22:49	1-2	0-1	0-0	1	1	2	2	1	2	2	2	0	0	0	5
4	Mya Love		06:05	0-0	0-0	0-0	0	0	0	3	0	0	1	3	1	0	0	-1
21	Shameka Tubbs		01:29	0-0	0-0	0-0	1	0	1	2	1	0	0	1	0	0	0	3
50	Madison Heckert		02:06	1-2	0-0	0-0	0	0	0	0	0	2	0	1	0	0	0	-1
23	Trinitee Jackson		02:57	1-1	0-0	0-1	0	2	2	0	1	2	0	0	0	0	0	-2
Team							0	0	0			0		0				
Totals				24-53	5-21	16-22	3	25	28	15	17	69	18	14	6	1	2	7

Technical Fouls::NONE

Shooting By Period		
1st FG%	6-14	42.9%
3PT%	4-10	40.0%
FT%	1-2	50%
2nd FG%	8-12	66.7%
3PT%	1-3	33.3%
FT%	1-4	25%
3rd FG%	6-17	35.3%
3PT%	0-5	0.0%
FT%	1-1	100%
4th FG%	4-10	40.0%
3PT%	0-3	0.0%
FT%	13-15	86.7%
GM FG%	24-53	45.3%
3PT%	5-21	23.8%
FT%	16-22	72.7%

Dead Ball Rebounds: 2, 0

	GASO	ASU
Biggest lead	7 (1st 7:59)	7 (3rd 7:13)
Best Scoring Run	10(2nd 3:37)	11(3rd 7:13)
Lead Changes	9	
Times Tied	7	
Time with Lead	10:00	26:10

Points from	GASO	ASU
Turnovers	15	15
Paint	32	32
Second Chance	24	6
Fast Breaks	11	8
Bench	36	12

Period by Period Scoring	1st	2nd	3rd	4th	TOT
GASO	16	23	8	15	62
ASU	17	18	13	21	69

Game 16: A-State 76, Appalachian State 58

Official Basketball Box Score - Final
Appalachian St. at Arkansas St.
01/17/20 First National Bank Arena, Jonesboro, Ark.
2019-20 Women's Basketball

Game Time: 1:00 AM
Game Duration: 1:41
Attendance: 619

Officials: Eric Koch, Stephanie Barksdale, Marla Gearhart

Appalachian St. - 58 Record: 4-12 (1-4)

NO.	Name		Min	FG M-A	3P M-A	FT M-A	Rebounds OR	DR	TOT	Fouls PF	FD	TP	AS	TO	ST	Blocks BS	BA	+/-
14	Armani Hampton	F	18:34	1-2	0-0	1-2	2	1	3	1	3	3	0	1	0	0	0	-7
30	Lainey Gosnell	F	23:07	2-4	0-2	2-2	2	2	4	2	2	6	0	4	0	0	0	-28
5	Pre Stanley	G	34:06	3-12	0-2	0-0	1	3	4	1	1	6	3	2	0	1	0	-11
20	Brooke Bigott	G	35:29	2-5	2-5	0-0	0	4	4	0	4	6	6	5	1	0	0	-9
23	Ashley Polacek	G	24:58	3-8	2-6	0-0	0	0	0	0	0	8	4	2	2	0	0	-22
4	Nicola Mathews		23:18	6-11	6-10	0-0	0	2	2	0	0	18	3	2	2	0	0	-4
44	Haile McDonald		13:07	3-4	0-0	1-1	2	2	4	5	2	7	0	0	1	0	0	6
10	Michaela Porter		17:05	1-6	0-2	0-0	2	2	4	3	0	2	0	2	2	0	0	-2
1	Maya Calder		10:16	1-4	0-0	0-0	0	0	0	1	0	2	0	0	0	0	0	-13
Team							2	1	3			0		0				
Totals				22-56	10-27	4-5	11	17	28	13	12	58	16	18	8	1	0	-18

Technical Fouls::NONE

Shooting By Period		
1st FG%	6-17	35.3%
3PT%	3-10	30.0%
FT%	0-0	0%
2nd FG%	6-13	46.2%
3PT%	2-5	40.0%
FT%	0-0	0%
3rd FG%	6-13	46.2%
3PT%	4-6	66.7%
FT%	3-4	75%
4th FG%	4-13	30.8%
3PT%	1-6	16.7%
FT%	1-1	100%
GM FG%	22-56	39.3%
3PT%	10-27	37.0%
FT%	4-5	80.0%

Dead Ball Rebounds: 2, 0

Arkansas St. - 76 Record: 7-9 (4-1)

NO.	Name		Min	FG M-A	3P M-A	FT M-A	Rebounds OR	DR	TOT	Fouls PF	FD	TP	AS	TO	ST	Blocks BS	BA	+/-
25	Kayla Williams	F	11:14	1-2	0-1	0-0	0	2	2	2	0	2	4	1	0	0	0	8
35	Peyton Martin	F	25:00	8-11	0-0	4-7	3	2	5	3	6	20	1	2	0	0	0	20
0	Jada Ford	G	32:04	6-14	4-8	0-0	0	1	1	3	1	16	3	0	2	0	1	15
1	Jireh Washington	G	29:28	2-4	1-1	1-2	0	3	3	0	1	6	6	0	0	0	0	6
3	Morgan Wallace	G	37:07	5-11	1-3	2-2	2	8	10	0	3	13	4	0	1	0	0	20
2	Starr Taylor		10:32	0-2	0-0	0-0	0	1	1	1	0	0	3	1	2	0	0	12
21	Shameka Tubbs		06:24	0-0	0-0	0-0	1	0	1	0	0	0	0	2	0	0	0	0
5	Payton Tennison		15:36	5-5	4-4	0-0	2	3	5	0	1	14	2	4	2	0	0	8
22	Maggie Mahan		16:39	2-2	1-1	0-0	0	2	2	2	1	5	0	2	1	0	0	6
50	Madison Heckert		07:06	0-2	0-1	0-0	0	0	0	1	0	0	0	1	1	0	0	0
4	Mya Love		07:20	0-0	0-0	0-0	1	0	1	0	0	0	0	1	1	0	0	-3
23	Trinitee Jackson		01:30	0-1	0-0	0-0	0	0	0	0	0	0	0	0	0	0	0	-2
Team							1	0	1			0		0				
Totals				29-54	11-19	7-11	10	22	32	12	13	76	23	14	10	0	1	18

Technical Fouls::NONE

Shooting By Period		
1st FG%	11-18	61.1%
3PT%	6-9	66.7%
FT%	0-0	0%
2nd FG%	8-16	50.0%
3PT%	3-4	75.0%
FT%	1-2	50%
3rd FG%	7-13	53.8%
3PT%	1-4	25.0%
FT%	1-1	100%
4th FG%	3-7	42.9%
3PT%	1-2	50.0%
FT%	5-8	62.5%
GM FG%	29-54	53.7%
3PT%	11-19	57.9%
FT%	7-11	63.6%

Dead Ball Rebounds: 2, 0

	APP	ASU
Biggest lead	3 (1st 9:46)	25 (3rd 7:11)
Best Scoring Run	8(3rd 2:35)	11(2nd 2:07)
Lead Changes	3	
Times Tied	2	
Time with Lead	01:22	37:41

Points from	APP	ASU
Turnovers	15	14
Paint	20	26
Second Chance	5	9
Fast Breaks	13	3
Bench	29	19

Period by Period Scoring	1st	2nd	3rd	4th	TOT
APP	15	14	19	10	58
ASU	28	20	16	12	76

2019-20 BOX SCORES

Game 17: Little Rock 67, A-State 58

Official Basketball Box Score - Final
Arkansas State at Little Rock
01/18/20 Jack Stephens Center, Little Rock, AR
2019-20 Women's Basketball

Game Time: 8:02 PM
Game Duration: 1:46
Attendance: 1,034

Officials: Mark Zentz, Kylie Galloway, Ty Bills

Arkansas State - 58 Record: 7-10 (4-2)

NO.	Name		Min	FG M-A	3P M-A	FT M-A	Rebounds OR	DR	TOT	Fouls PF	FD	TP	AS	TO	ST	Blocks BS	BA	+/-
25	Kayla Williams	F	19:40	1-6	1-5	0-0	0	2	2	1	0	3	0	3	0	0	1	-3
35	Peyton Martin	F	35:08	3-4	0-0	4-4	2	7	9	2	5	10	0	4	0	1	1	-5
00	Jada Ford	G	36:12	2-9	2-7	0-0	0	1	1	1	1	6	2	1	1	0	0	-6
1	Jireh Washington	G	33:06	9-12	1-2	4-5	2	5	7	0	4	23	3	7	1	0	0	-2
3	Morgan Wallace	G	24:35	2-4	1-3	1-2	0	4	4	3	1	6	1	3	1	0	0	-5
5	Payton Tennison		16:24	0-1	0-0	0-0	0	1	1	0	0	0	2	0	0	0	0	-2
2	Starr Taylor		06:54	1-1	0-0	0-0	0	0	0	1	0	2	1	1	0	0	0	-7
22	Maggie Mahan		06:25	1-1	0-0	0-0	0	0	0	1	0	2	0	2	0	0	0	-10
21	Shameka Tubbs		01:42	0-0	0-0	0-0	0	0	0	0	0	0	0	0	0	0	0	-2
4	Mya Love		16:44	2-3	0-0	0-0	0	2	2	1	0	4	0	0	1	0	0	-1
23	Trinitee Jackson		03:10	1-1	0-0	0-0	0	0	0	0	0	2	0	0	0	0	0	-2
Team							1	1	2			0		1				
Totals				22-42	5-17	9-11	5	23	28	10	11	58	9	22	4	1	2	-9

Technical Fouls::NONE

Shooting By Period		
1st FG%	5-10	50.0%
3PT%	1-5	20.0%
FT%	2-2	100%
2nd FG%	6-10	60.0%
3PT%	3-6	50.0%
FT%	0-0	0%
3rd FG%	3-9	33.3%
3PT%	0-2	0.0%
FT%	4-4	100%
4th FG%	8-13	61.5%
3PT%	1-4	25.0%
FT%	3-5	60%
GM FG%	22-42	52.4%
3PT%	5-17	29.4%
FT%	9-11	81.8%

Dead Ball Rebounds: 1, 0

Little Rock - 67 Record: 6-11 (4-2)

NO.	Name		Min	FG M-A	3P M-A	FT M-A	Rebounds OR	DR	TOT	Fouls PF	FD	TP	AS	TO	ST	Blocks BS	BA	+/-
25	Alayzha Knapp	F	27:08	4-9	0-0	1-2	1	2	3	4	1	9	1	1	0	1	0	9
35	Teal Battle	F	37:11	10-13	0-0	1-4	1	2	3	0	3	21	2	2	4	1	1	12
5	Tori Lasker	G	40:00	0-4	0-2	0-0	0	2	2	2	0	0	4	3	0	0	0	9
12	Sydney Chastain	G	40:00	4-6	0-2	1-3	0	4	4	3	2	9	6	3	2	0	0	9
23	Kyra Collier	G	40:00	8-17	5-10	5-5	1	6	7	2	3	26	3	1	4	0	0	9
4	Kiana Anderson		12:52	1-3	0-0	0-0	1	0	1	0	0	2	0	0	2	0	0	0
34	Angelique Francis		02:49	0-0	0-0	0-0	0	0	0	0	1	0	0	1	0	0	0	-3
Team							1	0	1			0		0				
Totals				27-52	5-14	8-14	5	16	21	11	10	67	16	11	12	2	1	9

Technical Fouls::NONE

Shooting By Period		
1st FG%	6-12	50.0%
3PT%	1-2	50.0%
FT%	1-2	50%
2nd FG%	5-15	33.3%
3PT%	0-5	0.0%
FT%	1-3	33.3%
3rd FG%	9-12	75.0%
3PT%	1-3	33.3%
FT%	3-4	75%
4th FG%	7-13	53.8%
3PT%	3-4	75.0%
FT%	3-5	60%
GM FG%	27-52	51.9%
3PT%	5-14	35.7%
FT%	8-14	57.1%

Dead Ball Rebounds: 3, 0

	ASU	LR
Biggest lead	5 (3rd 9:38)	13 (4th 1:29)
Best Scoring Run	10(3rd 9:38)	8(3rd 6:09)
Lead Changes	5	
Times Tied	4	
Time with Lead	11:09	22:12

Points from	ASU	LR
Turnovers	15	23
Paint	34	40
Second Chance	1	0
Fast Breaks	6	9
Bench	10	2

Period by Period Scoring	1st	2nd	3rd	4th	TOT
ASU	13	15	10	20	58
LR	14	11	22	20	67

Game 18: Louisiana 83, A-State 43

Official Basketball Box Score - Final
Arkansas St. at Louisiana
01/24/20 Cajundome, Lafayette
2019-20 Women's Basketball

Game Time: 12:00 AM
Game Duration: 1:47
Attendance: 801

Officials: Eric Baker, Joshua Howell, Jamie Broderick

Arkansas St. - 43 Record: 7-11 (4-3)

NO.	Name		Min	FG M-A	3P M-A	FT M-A	Rebounds OR	DR	TOT	Fouls PF	FD	TP	AS	TO	ST	Blocks BS	BA	+/-
25	Kayla Williams	F	29:37	1-6	0-5	0-0	1	3	4	1	0	2	0	3	0	1	0	-25
35	Peyton Martin	F	13:17	2-4	0-0	0-0	0	1	1	3	1	4	0	3	1	0	0	-12
0	Jada Ford	G	13:39	1-6	1-4	0-0	0	0	0	0	0	3	0	0	1	0	0	-17
1	Jireh Washington	G	24:14	3-5	0-0	3-5	0	1	1	1	4	9	3	2	0	0	1	-24
3	Morgan Wallace	G	26:33	3-6	0-2	3-4	0	6	6	0	3	9	0	0	1	0	1	-30
2	Starr Taylor		19:45	0-0	0-0	2-2	0	1	1	1	3	2	1	3	0	0	0	-25
5	Payton Tennison		02:23	0-0	0-0	0-0	0	0	0	0	0	0	0	1	1	0	0	-5
21	Shameka Tubbs		09:09	1-2	0-0	0-2	1	0	1	3	1	2	1	2	0	1	1	-7
4	Mya Love		26:20	1-4	0-1	0-0	1	1	2	3	1	2	1	4	1	0	0	-27
22	Maggie Mahan		16:41	2-4	1-2	0-0	0	1	1	3	1	5	0	1	0	0	0	-5
50	Madison Heckert		05:41	0-1	0-0	0-0	0	1	1	0	2	0	0	0	0	0	0	-10
23	Trinitee Jackson		11:53	1-2	0-0	3-6	0	2	2	2	3	5	0	1	1	1	0	-11
12	Johnna Jones		00:48	0-0	0-0	0-0	0	0	0	0	0	0	0	0	0	0	0	-2
Team							1	2	3			0		0				
Totals				15-40	2-14	11-19	4	19	23	17	19	43	7	20	5	3	3	-40

Technical Fouls::NONE

Shooting By Period		
1st FG%	4-9	44.4%
3PT%	1-3	33.3%
FT%	3-4	75%
2nd FG%	5-12	41.7%
3PT%	1-4	25.0%
FT%	2-3	66.7%
3rd FG%	3-9	33.3%
3PT%	0-5	0.0%
FT%	4-10	40%
4th FG%	3-10	30.0%
3PT%	0-2	0.0%
FT%	2-2	100%
GM FG%	15-40	37.5%
3PT%	2-14	14.3%
FT%	11-19	57.9%

Dead Ball Rebounds: 4, 1

Louisiana - 83 Record: 12-6 (5-2)

NO.	Name		Min	FG M-A	3P M-A	FT M-A	Rebounds OR	DR	TOT	Fouls PF	FD	TP	AS	TO	ST	Blocks BS	BA	+/-
1	Kimberly Burton	F	20:56	3-5	1-1	0-0	0	2	2	1	1	7	3	2	2	1	0	23
35	Ty'Reona Doucet	C	20:05	3-5	0-0	2-2	1	4	5	1	1	8	0	0	1	2	0	23
2	Brandi Williams	G	16:06	4-7	2-5	1-2	1	1	2	3	3	11	0	0	0	0	0	12
10	Andrea Cournoyer	G	22:30	2-9	1-7	2-2	0	3	3	1	3	7	6	1	3	0	0	20
11	Skyler Goodwin	G	19:07	3-5	1-2	1-1	2	1	3	1	1	8	0	0	0	0	0	16
0	Alexandria Goodly		18:13	2-4	1-2	0-0	2	1	3	0	0	5	2	2	1	0	1	16
4	Jomyra Mathis		16:10	2-4	0-1	2-2	0	1	1	3	2	6	2	2	0	0	0	12
22	Kendall Bess		12:57	1-2	1-1	2-2	0	2	2	3	1	5	1	2	0	0	0	12
15	Diamond Morrison		19:08	4-5	3-4	0-0	0	3	3	0	0	11	2	0	0	0	0	24
5	Makayia Hallmon		12:24	4-8	1-2	3-3	0	0	0	2	3	12	1	3	1	0	1	18
23	Kristen Daniels		12:24	1-2	0-0	1-1	2	4	6	2	2	3	2	0	0	0	0	18
20	Caira Wren		10:00	0-1	0-0	0-0	0	2	2	2	0	0	1	0	1	0	1	6
Team							1	0	1			0		0				
Totals				29-57	11-25	14-15	9	24	33	19	17	83	20	12	9	3	3	40

Technical Fouls::NONE

Shooting By Period		
1st FG%	7-15	46.7%
3PT%	3-7	42.9%
FT%	3-4	75%
2nd FG%	8-15	53.3%
3PT%	3-8	37.5%
FT%	5-5	100%
3rd FG%	9-18	50.0%
3PT%	3-5	60.0%
FT%	4-4	100%
4th FG%	5-9	55.6%
3PT%	2-5	40.0%
FT%	2-2	100%
GM FG%	29-57	50.9%
3PT%	11-25	44.0%
FT%	14-15	93.3%

Dead Ball Rebounds: 0, 1

	A-Stat	UL
Biggest lead	2 (1st 7:57)	40 (4th 0:47)
Best Scoring Run	7(2nd 8:51)	9(1st 4:28)
Lead Changes	1	
Times Tied	0	
Time with Lead	00:48	37:09

Points from	A-Stat	UL
Turnovers	12	19
Paint	20	24
Second Chance	0	15
Fast Breaks	4	8
Bench	16	42

Period by Period Scoring	1st	2nd	3rd	4th	TOT
A-Stat	12	13	10	8	43
UL	20	24	25	14	83

Game 19: A-State 63, Coastal Carolina 61

Official Basketball Box Score - Final
Coastal Carolina at Arkansas State
01/25/20 First National Bank Arena, Jonesboro, Ark.
2019-20 Women's Basketball

Game Time: 10:00 PM
Game Duration: 1:43
Attendance: 646

Officials: Katie Lukanich, Kristen Bell, Ashlee Goode

Coastal Carolina - 61 Record: 15-3 (5-2)

NO.	Name		Min	FG M-A	3P M-A	FT M-A	Rebounds OR	DR	TOT	Fouls PF	FD	TP	AS	TO	ST	Blocks BS	BA	+/-
20	Janae Camp	F	13:46	1-4	0-0	0-0	3	3	6	1	0	2	0	0	1	0	0	-13
30	Naheria Hamilton	C	29:46	7-8	0-0	0-0	5	9	14	0	2	14	0	3	0	1	0	0
3	Torrie Cash	G	40:00	1-8	1-5	0-0	0	6	6	3	2	3	6	4	3	0	1	-2
23	Caitlin Roche	G	26:03	4-10	3-8	0-0	0	1	1	0	1	11	0	0	0	0	0	8
32	DJ Williams	G	37:29	2-13	0-2	3-4	1	9	10	3	2	7	10	5	2	0	0	-3
21	Aja Blount		17:50	6-11	0-0	0-0	0	4	4	3	0	12	1	1	0	1	0	0
4	Tiarra Davis		17:08	2-8	0-4	0-0	2	0	2	4	1	4	1	1	0	0	0	-2
14	Kaylin West		04:52	0-1	0-0	0-0	0	0	0	1	0	0	0	0	0	0	0	-3
22	Zacharyia Esmon		13:06	3-6	2-5	0-0	0	2	2	1	1	8	1	1	0	0	1	5
Team							0	1	1			0		1				
Totals				26-69	6-24	3-4	11	35	46	16	9	61	19	16	6	2	2	-2

Technical Fouls::NONE

Shooting By Period		
1st FG%	5-20	25.0%
3PT%	1-6	16.7%
FT%	0-0	0%
2nd FG%	7-19	36.8%
3PT%	0-7	0.0%
FT%	0-0	0%
3rd FG%	3-14	21.4%
3PT%	2-4	50.0%
FT%	2-2	100%
4th FG%	11-16	68.8%
3PT%	3-7	42.9%
FT%	1-2	50%
GM FG%	26-69	37.7%
3PT%	6-24	25.0%
FT%	3-4	75.0%

Dead Ball Rebounds: 0, 0

Arkansas State - 63 Record: 8-11 (5-3)

NO.	Name		Min	FG M-A	3P M-A	FT M-A	Rebounds OR	DR	TOT	Fouls PF	FD	TP	AS	TO	ST	Blocks BS	BA	+/-
35	Peyton Martin	F	27:26	2-15	0-4	2-2	1	5	6	2	3	6	1	1	0	0	1	-7
1	Jireh Washington	G	34:00	7-16	1-3	5-9	2	7	9	1	7	20	6	0	1	0	1	6
2	Starr Taylor	G	16:00	0-1	0-0	2-2	0	3	3	1	1	2	0	2	1	0	0	0
3	Morgan Wallace	G	38:35	4-11	0-1	0-0	2	12	14	1	1	8	4	3	3	1	0	1
4	Mya Love	G	32:15	6-10	2-2	1-2	3	4	7	2	2	15	1	2	3	0	0	5
0	Jada Ford		30:00	2-7	2-6	1-1	1	0	1	2	1	7	0	2	2	0	0	-2
5	Payton Tennison		07:45	0-2	0-1	0-0	0	0	0	0	0	0	0	3	1	0	0	-3
50	Madison Heckert		11:09	2-3	1-2	0-0	1	2	3	0	1	5	0	0	0	1	0	8
21	Shameka Tubbs		01:25	0-0	0-0	0-0	0	0	0	0	0	0	0	0	0	0	0	1
25	Kayla Williams		01:25	0-0	0-0	0-0	0	0	0	0	0	0	0	0	0	0	0	1
Team							0	0	0			0		1				
Totals				23-65	6-19	11-16	10	33	43	9	16	63	12	14	11	2	2	2

Technical Fouls::NONE

Shooting By Period		
1st FG%	3-16	18.8%
3PT%	1-5	20.0%
FT%	2-2	100%
2nd FG%	6-19	31.6%
3PT%	2-4	50.0%
FT%	4-7	57.1%
3rd FG%	7-15	46.7%
3PT%	2-8	25.0%
FT%	0-0	0%
4th FG%	7-15	46.7%
3PT%	1-2	50.0%
FT%	5-7	71.4%
GM FG%	23-65	35.4%
3PT%	6-19	31.6%
FT%	11-16	68.8%

Dead Ball Rebounds: 2, 0

	CCU	ASU
Biggest lead	3 (1st 5:37)	11 (3rd 0:53)
Best Scoring Run	6(4th 3:20)	7(2nd 1:01)
Lead Changes	6	
Times Tied	5	
Time with Lead	05:33	27:25

Points from	CCU	ASU
Turnovers	8	16
Paint	32	34
Second Chance	8	11
Fast Breaks	8	9
Bench	24	12

Period by Period Scoring	1st	2nd	3rd	4th	TOT
CCU	11	14	10	26	61
ASU	9	18	16	20	63

Game 20: A-State 54, ULM 53

Official Basketball Box Score - Final
Arkansas St. at ULM
02/01/20 Fant-Ewing Coliseum, Monroe
2019-20 Women's Basketball

Game Time: 6:00 PM
Game Duration: 1:49
Attendance: 1,019

Officials: Kylie Galloway, Deanna Jackson, Bobby Ray

Arkansas St. - 54 Record: 9-11 (6-3)

NO.	Name		Min	FG M-A	3P M-A	FT M-A	Rebounds OR	DR	TOT	Fouls PF	FD	TP	AS	TO	ST	Blocks BS	BA	+/-
35	Peyton Martin	F	24:07	6-11	0-0	3-4	2	2	4	3	3	15	0	3	1	0	1	2
1	Jireh Washington	G	36:07	3-14	0-2	3-7	2	7	9	1	5	9	3	1	3	0	1	9
2	Starr Taylor	G	09:45	0-1	0-0	0-0	0	0	0	0	0	0	1	1	0	0	0	-8
3	Morgan Wallace	G	40:00	4-8	1-2	2-2	3	5	8	1	2	11	2	0	4	0	1	1
4	Mya Love	G	12:08	0-2	0-1	0-0	0	1	1	0	0	0	1	0	1	0	0	-4
00	Jada Ford		30:24	4-15	2-13	0-0	1	0	1	1	0	10	1	0	1	0	0	-1
5	Payton Tennison		27:52	1-7	1-7	2-2	0	0	0	0	2	5	3	0	0	0	0	5
50	Madison Heckert		02:52	0-0	0-0	0-0	0	0	0	0	0	0	0	2	0	0	0	-4
22	Maggie Mahan		03:44	0-1	0-1	0-0	0	0	0	0	0	0	0	0	0	1	0	2
21	Shameka Tubbs		07:24	1-2	0-0	1-3	2	0	2	3	3	3	0	1	1	0	0	5
23	Trinitee Jackson		05:37	0-3	0-0	1-2	1	2	3	2	2	1	0	1	0	1	1	-2
Team							3	5	8			0		1				
Totals				19-64	4-26	12-20	14	22	36	11	17	54	11	10	11	2	4	1

Technical Fouls::NONE

Shooting By Period		
1st FG%	7-17	41.2%
3PT%	2-7	28.6%
FT%	2-2	100%
2nd FG%	2-17	11.8%
3PT%	0-6	0.0%
FT%	2-5	40%
3rd FG%	6-18	33.3%
3PT%	2-8	25.0%
FT%	4-5	80%
4th FG%	4-12	33.3%
3PT%	0-5	0.0%
FT%	4-8	50%
GM FG%	19-64	29.7%
3PT%	4-26	15.4%
FT%	12-20	60.0%

Dead Ball Rebounds: 7, 1

ULM - 53 Record: 3-17 (1-8)

NO.	Name		Min	FG M-A	3P M-A	FT M-A	Rebounds OR	DR	TOT	Fouls PF	FD	TP	AS	TO	ST	Blocks BS	BA	+/-
4	Kierra Crockett	F	23:53	2-4	0-0	2-2	1	6	7	1	1	6	2	4	0	0	0	-10
11	Whitney Goins	F	38:03	5-13	4-9	0-0	2	5	7	2	0	14	1	4	0	1	0	-2
24	Diamond Brooks	C	28:51	4-7	0-0	1-3	1	4	5	2	5	9	1	1	0	2	0	4
1	Amber Thompson	G	14:13	0-3	0-3	0-0	0	1	1	3	0	0	2	3	1	0	0	-8
2	Gara Beth Self	G	40:00	5-14	1-8	6-6	0	2	2	3	3	17	1	4	1	0	1	-1
35	Jamie Means		27:16	3-4	0-0	1-2	3	6	9	2	2	7	0	2	0	1	0	4
10	Maddi Gatte		27:44	0-6	0-2	0-0	1	3	4	4	0	0	5	3	1	0	1	8
Team							2	5	7			0		0				
Totals				19-51	5-22	10-13	10	32	42	17	11	53	12	21	3	4	2	-1

Technical Fouls::NONE

Shooting By Period		
1st FG%	6-13	46.2%
3PT%	2-7	28.6%
FT%	2-2	100%
2nd FG%	6-10	60.0%
3PT%	1-4	25.0%
FT%	6-7	85.7%
3rd FG%	2-13	15.4%
3PT%	1-5	20.0%
FT%	0-2	0%
4th FG%	5-15	33.3%
3PT%	1-6	16.7%
FT%	2-2	100%
GM FG%	19-51	37.3%
3PT%	5-22	22.7%
FT%	10-13	76.9%

Dead Ball Rebounds: 2, 0

	ASU	ULM
Biggest lead	8 (1st 3:22)	11 (2nd 0:22)
Best Scoring Run	10(3rd 6:49)	10(2nd 7:06)
Lead Changes	9	
Times Tied	5	
Time with Lead	14:38	20:50

Points from	ASU	ULM
Turnovers	15	12
Paint	28	22
Second Chance	9	4
Fast Breaks	2	4
Bench	19	7

Period by Period Scoring	1st	2nd	3rd	4th	TOT
ASU	18	6	18	12	54
ULM	16	19	5	13	53

2019-20 BOX SCORES

Game 21: Georgia State 67, A-State 56

Official Basketball Box Score - Final
Arkansas St. at Georgia St.
02/06/20 GSU Sports Arena, Atlanta
2019-20 Women's Basketball

Game Time: 11:00 PM
Game Duration: 1:44
Attendance: 400

Officials: Dawn Marsh, Darren McClure, Daniel Drake

Arkansas St. - 56 **Record: 9-12 (6-4)**

NO.	Name		Min	FG M-A	3P M-A	FT M-A	Rebounds OR	DR	TOT	Fouls PF	FD	TP	AS	TO	ST	Blocks BS	BA	+/-
35	Peyton Martin	F	31:16	3-13	0-0	8-11	4	4	8	4	8	14	1	3	1	2	1	3
1	Jireh Washington	G	34:52	5-16	0-4	2-2	1	5	6	0	2	12	6	1	1	0	0	-10
2	Starr Taylor	G	16:49	0-2	0-2	0-0	0	4	4	2	0	0	1	0	0	0	0	7
3	Morgan Wallace	G	40:00	1-2	0-0	0-0	3	8	11	2	1	2	2	0	2	0	0	-11
4	Mya Love	G	09:07	0-3	0-1	0-0	1	0	1	1	0	0	0	1	0	0	0	-4
00	Jada Ford		24:21	4-11	2-9	0-0	0	0	0	2	0	10	0	1	0	0	0	-15
5	Payton Tennison		31:24	6-13	6-13	0-0	0	3	3	3	0	18	0	3	0	1	0	-10
21	Shameka Tubbs		02:38	0-0	0-0	0-0	1	0	1	0	0	0	0	1	0	0	0	-7
50	Madison Heckert		05:34	0-1	0-0	0-0	0	0	0	2	0	0	0	1	0	0	0	-7
22	Maggie Mahan		03:27	0-0	0-0	0-0	0	1	1	1	0	0	0	0	0	0	0	-1
23	Trinitee Jackson		00:32	0-0	0-0	0-0	0	0	0	0	0	0	0	0	0	0	0	0
Team							1	1	2			0		1				
Totals				19-61	8-29	10-13	11	26	37	17	11	56	10	12	4	3	1	-11

Technical Fouls::NONE

Shooting By Period		
1st FG%	5-17	29.4%
3PT%	1-7	14.3%
FT%	2-2	100%
2nd FG%	5-16	31.3%
3PT%	3-7	42.9%
FT%	0-0	0%
3rd FG%	6-14	42.9%
3PT%	3-8	37.5%
FT%	6-7	85.7%
4th FG%	3-14	21.4%
3PT%	1-7	14.3%
FT%	2-4	50%
GM FG%	19-61	31.1%
3PT%	8-29	27.6%
FT%	10-13	76.9%

Dead Ball Rebounds: 1, 0

Georgia St. - 67 **Record: 5-16 (2-8)**

NO.	Name		Min	FG M-A	3P M-A	FT M-A	Rebounds OR	DR	TOT	Fouls PF	FD	TP	AS	TO	ST	Blocks BS	BA	+/-
4	Joelle Johnson	F	27:21	3-12	0-0	0-0	2	4	6	4	1	6	2	0	0	0	1	9
11	Taylor Hosendove	F	29:41	6-11	0-0	6-6	2	8	10	3	6	18	2	3	0	1	1	13
10	Kamryn Dziak	G	26:44	1-3	1-3	0-0	0	3	3	0	0	3	1	1	0	0	0	1
12	Tehya Lyons	G	25:34	3-7	1-1	0-2	0	1	1	0	2	7	3	2	0	0	0	9
32	Taylor Henderson	G	34:30	4-6	0-0	3-6	1	8	9	0	4	11	4	2	0	0	0	9
1	Moriah Taylor		31:20	5-10	4-9	0-0	0	4	4	0	2	14	2	2	1	0	1	19
14	Ashley Foster		13:18	2-6	1-1	3-4	0	2	2	3	2	8	0	1	0	0	0	-1
30	Shaquanda Miller-McCray		11:32	0-1	0-0	0-0	0	3	3	1	0	0	0	0	0	0	0	-4
Team							2	0	2			0		0				
Totals				24-56	7-14	12-18	7	33	40	11	17	67	14	11	1	1	3	11

Technical Fouls::NONE

Shooting By Period		
1st FG%	3-13	23.1%
3PT%	0-1	0.0%
FT%	0-0	0%
2nd FG%	6-16	37.5%
3PT%	2-5	40.0%
FT%	1-2	50%
3rd FG%	6-12	50.0%
3PT%	3-6	50.0%
FT%	4-6	66.7%
4th FG%	9-15	60.0%
3PT%	2-2	100.0%
FT%	7-10	70%
GM FG%	24-56	42.9%
3PT%	7-14	50.0%
FT%	12-18	66.7%

Dead Ball Rebounds: 5, 0

	ASU	GSU
Biggest lead	10 (2nd 6:14)	13 (4th 3:36)
Best Scoring Run	6(1st 5:15)	21(4th 5:01)
Lead Changes	1	
Times Tied	1	
Time with Lead	29:31	07:31

Points from	ASU	GSU
Turnovers	12	14
Paint	22	26
Second Chance	11	10
Fast Breaks	6	7
Bench	28	22

Period by Period Scoring	1st	2nd	3rd	4th	TOT
ASU	13	13	21	9	56
GSU	6	15	19	27	67

Game 22: Georgia Southern 80, A-State 67

Official Basketball Box Score - Final
Arkansas St. at Ga. Southern
02/08/20 Hanner Fieldhouse, Statesboro
2019-20 Women's Basketball

Game Time: 7:00 PM
Game Duration: 1:55
Attendance: 530

Officials: Angel Stanton, Kiesha Brown, Starr Jefferson

Arkansas St. - 67 **Record: 9-13 (6-5)**

NO.	Name		Min	FG M-A	3P M-A	FT M-A	Rebounds OR	DR	TOT	Fouls PF	FD	TP	AS	TO	ST	Blocks BS	BA	+/-
21	Shameka Tubbs	F	08:17	1-4	0-0	0-0	0	2	2	2	1	2	0	0	0	1	0	-7
25	Kayla Williams	F	20:15	3-7	2-5	0-0	1	0	1	2	0	8	0	1	2	1	0	-15
35	Peyton Martin	F	23:46	4-8	0-0	0-0	3	5	8	4	2	8	1	3	2	0	0	4
1	Jireh Washington	G	36:18	8-15	0-3	4-9	1	2	3	3	7	20	5	4	2	0	1	-4
3	Morgan Wallace	G	31:36	6-11	2-3	3-5	2	3	5	5	3	17	4	1	3	1	0	-1
5	Payton Tennison		22:17	1-5	0-4	0-0	0	1	1	5	0	2	0	1	0	0	0	0
00	Jada Ford		26:45	2-9	2-8	0-0	0	2	2	3	0	6	0	0	3	0	0	4
2	Starr Taylor		09:43	0-0	0-0	1-2	0	2	2	0	1	1	0	1	1	0	0	-15
50	Madison Heckert		06:10	1-1	1-1	0-0	0	0	0	0	0	3	0	0	0	0	0	-4
4	Mya Love		07:35	0-0	0-0	0-0	0	2	2	1	2	0	0	2	0	0	0	-14
22	Maggie Mahan		04:03	0-1	0-1	0-0	0	0	0	0	0	0	0	0	0	0	0	-8
23	Trinitee Jackson		02:10	0-2	0-0	0-0	1	0	1	0	0	0	0	0	0	0	0	-5
12	Johnna Jones		01:05	0-1	0-1	0-0	0	0	0	0	0	0	0	1	0	0	0	0
Team							0	0	0			0		0				
Totals				26-64	7-26	8-16	8	19	27	25	16	67	10	14	13	3	1	-13

Technical Fouls::NONE

Shooting By Period		
1st FG%	7-20	35.0%
3PT%	3-7	42.9%
FT%	0-0	0%
2nd FG%	5-12	41.7%
3PT%	1-6	16.7%
FT%	1-5	20%
3rd FG%	4-14	28.6%
3PT%	1-5	20.0%
FT%	2-4	50%
4th FG%	10-18	55.6%
3PT%	2-8	25.0%
FT%	5-7	71.4%
GM FG%	26-64	40.6%
3PT%	7-26	26.9%
FT%	8-16	50.0%

Dead Ball Rebounds: 2, 0

Ga. Southern - 80 **Record: 7-15 (4-7)**

NO.	Name		Min	FG M-A	3P M-A	FT M-A	Rebounds OR	DR	TOT	Fouls PF	FD	TP	AS	TO	ST	Blocks BS	BA	+/-
5	Tsubasa Nisbet	F	20:22	1-5	1-1	0-2	0	2	2	1	2	3	2	1	0	0	0	8
33	Victoria Stavropoulos	F	04:18	0-0	0-0	0-0	1	1	2	1	1	0	0	1	0	0	0	2
4	Alexis Brown	G	30:47	3-8	0-3	2-2	1	10	11	0	5	8	4	2	2	0	0	8
12	Jaiden Hamilton	G	33:21	8-14	7-12	2-6	5	4	9	2	4	25	1	3	0	0	0	16
23	Tatum Barber	G	30:39	5-11	2-6	2-3	0	8	8	3	4	14	1	5	0	0	1	10
10	Mya Burns		16:30	2-3	0-1	2-2	2	2	4	0	1	6	2	2	0	0	0	13
32	Hailey Dias-Allen		22:17	4-8	0-0	1-2	1	3	4	4	1	9	2	3	2	1	0	7
15	Amira Atwater		16:20	2-2	0-0	4-6	0	1	1	1	3	8	1	4	0	0	0	-4
25	Nikki McDonald		04:45	1-3	0-0	0-0	2	1	3	0	0	2	0	0	0	0	0	-4
1	Jordan Strange		11:23	2-5	0-2	0-0	1	1	2	2	0	4	2	0	0	0	1	7
42	Sarah Moore		09:18	0-4	0-0	1-2	4	2	6	2	4	1	0	0	1	0	1	2
Team							2	1	3			0		1				
Totals				28-63	10-25	14-25	19	36	55	16	25	80	15	22	5	1	3	13

Technical Fouls::NONE

Shooting By Period		
1st FG%	8-15	53.3%
3PT%	2-5	40.0%
FT%	2-3	66.7%
2nd FG%	7-20	35.0%
3PT%	2-6	33.3%
FT%	3-6	50%
3rd FG%	9-15	60.0%
3PT%	4-8	50.0%
FT%	1-2	50%
4th FG%	4-13	30.8%
3PT%	2-6	33.3%
FT%	8-14	57.1%
GM FG%	28-63	44.4%
3PT%	10-25	40.0%
FT%	14-25	56.0%

Dead Ball Rebounds: 8, 0

	ARKST	GASO
Biggest lead	4 (1st 6:09)	26 (3rd 4:28)
Best Scoring Run	7(3rd 1:28)	16(3rd 4:28)
Lead Changes	5	
Times Tied	3	
Time with Lead	02:36	34:17

Points from	ARKST	GASO
Turnovers	27	19
Paint	36	30
Second Chance	2	16
Fast Breaks	20	9
Bench	12	30

Period by Period Scoring	1st	2nd	3rd	4th	TOT
ARKST	17	12	11	27	67
GASO	20	19	23	18	80

Game 23: UT Arlington 89, A-State 62

Official Basketball Box Score - Final
UT Arlington at Arkansas St.
02/14/20 First National Bank Arena, Jonesboro, Ark.
2019-20 Women's Basketball

Game Time: 12:30 AM
Game Duration: 1:51
Attendance: 679

Officials: Aaron Brooks, Ashley Gilpin, Blanca Burns

UT Arlington - 89 **Record: 14-10 (8-4)**

NO.	Name		Min	FG M-A	3P M-A	FT M-A	Rebounds OR	DR	TOT	Fouls PF	FD	TP	AS	TO	ST	Blocks BS	BA	+/-
12	Marie Benson	F	31:02	9-12	1-1	1-1	3	7	10	1	4	20	1	1	1	2	0	20
41	Katie Ferrell	F	23:32	2-6	0-0	1-2	5	2	7	2	2	5	3	3	4	0	0	17
20	Claire Chastain	G	21:34	6-11	4-8	1-2	0	0	0	3	1	17	5	0	1	0	0	12
21	Terryn Milton	G	29:16	7-11	2-3	0-0	1	5	6	1	2	16	8	5	4	0	0	27
24	Aysia Evans	G	24:14	3-9	2-6	0-0	0	1	1	3	0	8	3	1	1	0	0	14
33	Barbara Benson		06:44	0-1	0-0	1-2	0	2	2	1	1	1	1	3	0	0	1	0
40	Michaela Wright		06:23	0-0	0-0	0-0	0	1	1	1	1	0	0	1	0	2	0	4
45	Emma Halverson		08:54	2-2	1-1	1-1	2	2	4	5	1	6	2	0	2	0	0	10
31	Bre Wickware		15:03	0-0	0-0	0-0	0	5	5	1	0	0	2	2	1	0	0	6
3	Misty Dossey		10:42	3-7	0-0	0-0	0	0	0	2	1	6	1	2	0	0	2	6
1	Katie Mayhue		16:32	2-5	1-3	0-0	0	1	1	1	2	5	1	0	1	1	0	15
23	Camryn Hawkins		06:04	2-4	1-2	0-0	1	0	1	0	0	5	0	0	0	0	0	4
Team							1	2	3			0		0				
Totals				36-68	12-24	5-8	13	28	41	21	15	89	27	18	15	5	3	27

Technical Fouls::NONE

Shooting By Period		
1st FG%	10-18	55.6%
3PT%	2-6	33.3%
FT%	2-3	66.7%
2nd FG%	8-18	44.4%
3PT%	1-5	20.0%
FT%	2-3	66.7%
3rd FG%	9-18	50.0%
3PT%	3-5	60.0%
FT%	0-0	0%
4th FG%	9-14	64.3%
3PT%	6-8	75.0%
FT%	1-2	50%
GM FG%	36-68	52.9%
3PT%	12-24	50.0%
FT%	5-8	62.5%

Dead Ball Rebounds: 2, 0

Arkansas St. - 62 **Record: 9-14 (6-6)**

NO.	Name		Min	FG M-A	3P M-A	FT M-A	Rebounds OR	DR	TOT	Fouls PF	FD	TP	AS	TO	ST	Blocks BS	BA	+/-
25	Kayla Williams	F	09:14	1-2	1-2	0-0	0	1	1	0	1	3	0	1	0	0	0	-10
35	Peyton Martin	F	28:20	4-7	0-0	8-9	1	2	3	1	7	16	0	1	3	0	1	-23
0	Jada Ford	G	15:39	1-3	1-3	0-0	0	2	2	0	0	3	1	1	1	0	0	-20
1	Jireh Washington	G	25:00	4-11	0-0	4-4	0	1	1	2	1	12	3	6	1	0	0	-11
3	Morgan Wallace	G	26:09	2-5	0-2	8-9	0	5	5	1	6	12	1	3	2	0	0	-17
5	Payton Tennison		29:23	3-8	3-8	0-0	0	2	2	1	0	9	2	0	0	0	0	-10
2	Starr Taylor		19:35	0-1	0-0	1-1	1	0	1	2	1	1	1	3	2	0	0	-11
21	Shameka Tubbs		04:03	0-2	0-0	0-0	1	1	2	2	1	0	0	2	0	1	2	1
22	Maggie Mahan		09:32	1-2	0-1	0-0	0	2	2	2	0	2	0	1	1	1	1	-8
50	Madison Heckert		05:04	0-2	0-2	0-0	0	0	0	0	1	0	0	0	0	0	0	-1
4	Mya Love		11:13	1-3	0-2	0-0	1	2	3	3	0	2	0	1	0	0	0	-12
12	Johnna Jones		02:56	0-0	0-0	0-0	0	0	0	0	0	0	0	0	0	0	0	-1
23	Trinitee Jackson		07:48	1-2	0-0	0-1	0	0	0	1	2	2	1	0	0	1	1	-8
14	Hailee Erickson		06:04	0-2	0-2	0-2	0	0	0	0	1	0	0	0	0	0	0	-4
Team							2	2	4			0		0				
Totals				18-50	5-22	21-26	6	20	26	15	21	62	9	19	10	3	5	-27

Technical Fouls::NONE

Shooting By Period		
1st FG%	6-13	46.2%
3PT%	3-6	50.0%
FT%	7-8	87.5%
2nd FG%	5-13	38.5%
3PT%	1-6	16.7%
FT%	5-5	100%
3rd FG%	2-13	15.4%
3PT%	0-5	0.0%
FT%	6-6	100%
4th FG%	5-11	45.5%
3PT%	1-5	20.0%
FT%	3-7	42.9%
GM FG%	18-50	36.0%
3PT%	5-22	22.7%
FT%	21-26	80.8%

Dead Ball Rebounds: 3, 0

Technical Fouls::NONE

	UTA	ASU
Biggest lead	29 (4th 0:34)	0 (1st 10:00)
Best Scoring Run	12(4th 8:59)	6(1st 1:40)
Lead Changes	0	
Times Tied	2	
Time with Lead	39:04	00:00

Points from	UTA	ASU
Turnovers	20	10
Paint	32	24
Second Chance	21	4
Fast Breaks	5	12
Bench	23	16

Period by Period Scoring	1st	2nd	3rd	4th	TOT
UTA	24	19	21	25	89
ASU	22	16	10	14	62

Game 24: Texas State 83, A-State 69

Official Basketball Box Score - Final
Texas St. at Arkansas St.
02/15/20 First National Bank Arena, Jonesboro, Ark.
2019-20 Women's Basketball

Game Time: 10:00 PM
Game Duration: 1:49
Attendance: 1,012

Officials: Britton Sherry, Demoya Williams, Kristen Bell

Texas St. - 83 **Record: 10-14 (3-10)**

NO.	Name		Min	FG M-A	3P M-A	FT M-A	Rebounds OR	DR	TOT	Fouls PF	FD	TP	AS	TO	ST	Blocks BS	BA	+/-
32	Da'Nasia Hood	F	33:36	7-15	2-4	5-6	0	7	7	3	4	21	3	2	0	0	0	9
55	Jaeda Reed	C	12:23	5-8	0-0	2-2	1	1	2	2	2	12	0	1	0	0	0	18
1	Avionne Alexander	G	23:36	1-2	0-0	2-2	1	2	3	3	1	4	1	1	1	0	0	17
3	Kennedy Taylor	G	28:59	3-7	2-5	2-2	1	1	2	4	2	10	12	4	1	0	0	13
24	Brooke Holle	G	36:34	5-14	3-7	2-2	1	10	11	1	3	15	3	0	2	0	1	11
33	Bailey Holle		30:43	2-6	2-5	0-0	0	2	2	1	2	6	5	1	1	1	0	5
00	Jayla Johnson		21:59	6-8	0-0	3-6	2	1	3	2	8	15	0	1	0	0	0	11
20	Chelsea Johnson		09:19	0-0	0-0	0-0	1	2	3	2	1	0	0	1	0	0	0	-13
15	Ja'Kayla Bowie		01:53	0-0	0-0	0-0	0	0	0	1	0	0	0	0	0	0	0	-1
5	Jessica Paz y Puente		00:29	0-0	0-0	0-0	0	0	0	0	0	0	0	0	0	0	0	0
13	Keslyn King		00:29	0-1	0-0	0-0	0	0	0	0	0	0	0	0	0	0	0	0
Team							2	1	3			0		0				
Totals				29-61	9-21	16-20	9	27	36	19	23	83	24	11	5	1	1	14

Technical Fouls::NONE

Shooting By Period		
1st FG%	10-15	66.7%
3PT%	4-6	66.7%
FT%	3-4	75%
2nd FG%	8-14	57.1%
3PT%	2-5	40.0%
FT%	2-2	100%
3rd FG%	5-15	33.3%
3PT%	2-5	40.0%
FT%	7-7	100%
4th FG%	6-17	35.3%
3PT%	1-5	20.0%
FT%	4-7	57.1%
GM FG%	29-61	47.5%
3PT%	9-21	42.9%
FT%	16-20	80.0%

Dead Ball Rebounds: 1, 0

Arkansas St. - 69 **Record: 9-15 (6-7)**

NO.	Name		Min	FG M-A	3P M-A	FT M-A	Rebounds OR	DR	TOT	Fouls PF	FD	TP	AS	TO	ST	Blocks BS	BA	+/-
21	Shameka Tubbs	F	03:54	1-1	0-0	1-1	1	0	1	2	2	3	0	0	1	0	0	-10
25	Kayla Williams	F	40:00	5-9	3-5	1-2	1	2	3	2	3	14	1	0	1	0	0	-14
0	Jada Ford	G	24:06	3-10	2-4	0-0	0	4	4	2	1	8	2	1	2	0	1	-3
1	Jireh Washington	G	31:42	6-13	0-1	3-6	2	6	8	3	5	15	4	3	1	0	0	-22
4	Mya Love	G	22:01	2-5	0-0	2-3	1	1	2	4	4	6	0	1	0	0	0	-17
23	Trinitee Jackson		13:23	4-8	0-0	3-4	4	2	6	3	4	11	0	2	0	0	0	-1
2	Starr Taylor		14:36	0-0	0-0	0-0	0	2	2	2	0	0	2	0	0	0	0	0
5	Payton Tennison		27:03	3-7	1-5	0-0	0	4	4	2	0	7	3	3	2	1	0	-9
50	Madison Heckert		13:03	1-4	0-1	0-0	0	2	2	1	0	2	1	1	0	0	0	-6
22	Maggie Mahan		04:46	0-0	0-0	0-0	0	1	1	0	0	0	1	2	0	0	0	8
14	Hailee Erickson		05:26	1-2	1-2	0-0	0	1	1	2	0	3	0	1	0	0	0	4
Team							0	1	1			0		0				
Totals				26-59	7-18	10-16	9	26	35	23	19	69	14	14	7	1	1	-14

Technical Fouls::NONE

Shooting By Period		
1st FG%	8-16	50.0%
3PT%	3-6	50.0%
FT%	0-3	0%
2nd FG%	7-15	46.7%
3PT%	2-4	50.0%
FT%	4-6	66.7%
3rd FG%	6-16	37.5%
3PT%	1-4	25.0%
FT%	5-5	100%
4th FG%	5-12	41.7%
3PT%	1-4	25.0%
FT%	1-2	50%
GM FG%	26-59	44.1%
3PT%	7-18	38.9%
FT%	10-16	62.5%

Dead Ball Rebounds: 3, 0

	TXST	ASU
Biggest lead	19 (4th 5:26)	0 (1st 10:00)
Best Scoring Run	10(4th 5:26)	8(3rd 5:44)
Lead Changes	0	
Times Tied	0	
Time with Lead	39:00	00:00

Points from	TXST	ASU
Turnovers	12	15
Paint	26	34
Second Chance	10	9
Fast Breaks	8	11
Bench	21	23

Period by Period Scoring	1st	2nd	3rd	4th	TOT
TXST	27	20	19	17	83
ASU	19	20	18	12	69

2019-20 BOX SCORES

Game 25: South Alabama 87, A-State 71

Official Basketball Box Score - Final
Arkansas St. at South Alabama
02/20/20 Mitchell Center, Mobile
2019-20 Women's Basketball

Game Time: 5:00 PM
Game Duration: 1:41
Attendance: 2,104

Officials: Angel Stanton, Meadow Overstreet, Marcus Clayton

Arkansas St. - 71 Record: 9-16 (6-8)

NO.	Name		Min	FG M-A	3P M-A	FT M-A	Rebounds OR	DR	TOT	Fouls PF	FD	TP	AS	TO	ST	Blocks BS	BA	+/-
25	Kayla Williams	F	06:23	1-3	0-1	0-0	0	1	1	0	0	2	0	0	0	0	1	-7
35	Peyton Martin	F	23:51	4-10	0-0	3-4	2	1	3	2	2	11	0	3	2	0	2	-16
1	Jireh Washington	G	21:22	5-9	0-0	2-2	1	0	1	3	2	12	5	1	2	0	0	-3
3	Morgan Wallace	G	35:50	6-11	1-2	2-3	1	4	5	2	4	15	1	1	3	0	2	-17
4	Mya Love	G	07:35	0-3	0-1	1-2	1	0	1	0	1	1	1	0	0	0	1	-5
0	Jada Ford		34:27	3-13	2-11	0-0	1	3	4	1	0	8	3	0	2	0	0	-15
5	Payton Tennison		35:45	6-15	3-10	0-0	0	5	5	3	0	15	2	2	3	2	0	-4
2	Starr Taylor		18:22	2-4	1-2	0-0	2	0	2	0	2	5	4	1	1	0	0	-13
23	Trinitee Jackson		09:39	0-4	0-0	0-2	1	0	1	2	2	0	1	1	1	1	2	0
21	Shameka Tubbs		02:49	0-0	0-0	0-0	0	0	0	1	0	0	0	0	0	1	0	-2
50	Madison Heckert		03:57	1-2	0-1	0-0	0	2	2	0	0	2	1	0	0	0	0	2
Team							0	1	1			0		0				
Totals				28-74	7-28	8-13	9	17	26	14	13	71	18	9	14	4	8	-16

Technical Fouls::NONE

Shooting By Period		
1st FG%	6-18	33.3%
3PT%	3-9	33.3%
FT%	1-2	50%
2nd FG%	6-18	33.3%
3PT%	0-5	0.0%
FT%	1-2	50%
3rd FG%	8-20	40.0%
3PT%	2-6	33.3%
FT%	6-9	66.7%
4th FG%	8-18	44.4%
3PT%	2-8	25.0%
FT%	0-0	0%
GM FG%	28-74	37.8%
3PT%	7-28	25.0%
FT%	8-13	61.5%

Dead Ball Rebounds: 5, 4

South Alabama - 87 Record: 13-13 (8-6)

NO.	Name		Min	FG M-A	3P M-A	FT M-A	Rebounds OR	DR	TOT	Fouls PF	FD	TP	AS	TO	ST	Blocks BS	BA	+/-
25	Kennedi Centers	F	22:55	4-6	1-2	3-5	3	4	7	4	5	12	4	5	1	3	0	16
35	Antoinette Lewis	C	27:09	2-5	0-0	4-8	2	8	10	1	6	8	0	1	1	4	2	19
2	Shaforia Kines	G	33:03	4-10	3-7	2-2	1	5	6	1	1	13	4	3	1	0	1	23
12	Damaya Telemaque	G	35:02	7-9	4-4	2-2	0	5	5	2	1	20	5	2	1	0	0	24
14	Savannah Jones	G	36:20	6-12	2-7	2-2	0	7	7	1	1	16	3	1	0	0	0	13
22	Jaylen Mallard		07:51	3-4	0-0	0-0	1	1	2	0	0	6	0	0	1	0	0	-5
4	Mahogany Vaught		05:00	0-0	0-0	0-0	0	0	0	0	0	0	1	3	0	0	0	-13
23	Jala Buster		20:59	3-8	0-3	0-0	0	4	4	3	0	6	0	5	0	1	1	2
3	Jayla Morrow		04:38	1-1	1-1	0-0	0	0	0	1	0	3	2	0	0	0	0	1
45	Devyn Lowe		05:57	1-3	1-2	0-0	0	1	1	0	0	3	0	0	0	0	0	0
21	Casey Ferguson		01:06	0-0	0-0	0-0	0	0	0	0	0	0	0	0	0	0	0	0
Team							0	0	0			0		1				
Totals				31-58	12-26	13-19	7	35	42	13	14	87	19	21	5	8	4	16

Technical Fouls::NONE

Shooting By Period		
1st FG%	9-13	69.2%
3PT%	4-7	57.1%
FT%	3-6	50%
2nd FG%	7-13	53.8%
3PT%	4-9	44.4%
FT%	2-4	50%
3rd FG%	9-15	60.0%
3PT%	1-3	33.3%
FT%	6-6	100%
4th FG%	6-17	35.3%
3PT%	3-7	42.9%
FT%	2-3	66.7%
GM FG%	31-58	53.4%
3PT%	12-26	46.2%
FT%	13-19	68.4%

Dead Ball Rebounds: 5, 2

	ASU	USA
Biggest lead	0 (1st 10:00)	23 (3rd 6:27)
Best Scoring Run	8(4th 0:40)	9(1st 7:47)
Lead Changes	0	
Times Tied	0	
Time with Lead	00:00	39:45

Points from	ASU	USA
Turnovers	26	9
Paint	30	32
Second Chance	13	2
Fast Breaks	10	18
Bench	30	18

Period by Period Scoring	1st	2nd	3rd	4th	TOT
ASU	16	13	24	18	71
USA	25	20	25	17	87

Game 26: Troy 79, A-State 64

Official Basketball Box Score - Final
Arkansas St. at Troy
02/22/20 Trojan Arena, Troy
2019-20 Women's Basketball

Game Time: 10:00 PM
Game Duration: 1:45
Attendance: 2,120

Officials: Eric Baker, Karleena Tobin, Randy Robertson

Arkansas St. - 64 Record: 9-17 (6-9)

NO.	Name		Min	FG M-A	3P M-A	FT M-A	Rebounds OR	DR	TOT	Fouls PF	FD	TP	AS	TO	ST	Blocks BS	BA	+/-
35	Peyton Martin	F	21:38	2-7	0-1	3-4	2	4	6	4	5	7	3	3	1	0	1	-4
00	Jada Ford	G	32:25	4-12	2-9	1-2	1	0	1	2	1	11	0	1	2	0	1	-12
1	Jireh Washington	G	13:14	1-9	1-5	1-2	1	0	1	3	1	4	1	0	1	0	0	-4
3	Morgan Wallace	G	40:00	3-11	1-4	5-7	0	5	5	4	4	12	2	1	0	0	1	-15
5	Payton Tennison	G	34:17	4-12	1-7	2-2	0	6	6	2	1	11	2	0	2	2	2	-7
2	Starr Taylor		26:46	2-8	0-2	0-2	0	0	0	1	1	4	2	1	2	0	1	-11
50	Madison Heckert		04:27	1-1	1-1	0-0	0	1	1	1	0	3	0	0	0	0	0	-8
4	Mya Love		13:18	2-10	1-2	1-2	3	0	3	3	1	6	0	0	3	0	2	-11
21	Shameka Tubbs		10:44	2-4	0-0	0-2	3	1	4	2	1	4	0	0	0	0	0	4
23	Trinitee Jackson		03:11	1-3	0-0	0-0	0	0	0	0	0	2	0	0	0	0	0	-7
Team							2	8	10			0		0				
Totals				22-77	7-31	13-23	12	25	37	22	15	64	10	6	11	2	8	-15

Technical Fouls::NONE

Shooting By Period		
1st FG%	6-16	37.5%
3PT%	2-6	33.3%
FT%	5-8	62.5%
2nd FG%	4-21	19.0%
3PT%	2-8	25.0%
FT%	0-2	0%
3rd FG%	5-18	27.8%
3PT%	2-9	22.2%
FT%	3-6	50%
4th FG%	7-22	31.8%
3PT%	1-8	12.5%
FT%	5-7	71.4%
GM FG%	22-77	28.6%
3PT%	7-31	22.6%
FT%	13-23	56.5%

Dead Ball Rebounds: 6, 0

Troy - 79 Record: 22-4 (13-2)

NO.	Name		Min	FG M-A	3P M-A	FT M-A	Rebounds OR	DR	TOT	Fouls PF	FD	TP	AS	TO	ST	Blocks BS	BA	+/-
25	Alexus Dye	F	24:35	10-14	0-0	3-7	5	14	19	0	5	23	0	1	0	2	0	18
32	Kate Rodgers	F	13:29	1-4	0-0	0-0	3	2	5	3	1	2	0	2	0	0	0	-7
1	Kayla Robinson	G	25:46	1-6	0-2	4-5	2	5	7	1	2	6	6	1	0	0	0	2
4	Jasmine Robinson	G	28:44	1-11	0-7	0-0	1	0	1	2	2	2	6	5	0	0	0	23
12	Harriet Winchester	G	24:26	2-5	1-4	0-0	4	6	10	1	2	5	6	2	0	1	0	9
5	Tyasia Moore		16:42	4-6	0-0	0-2	2	5	7	1	2	8	1	2	1	3	0	9
20	Japonica James		25:08	12-18	0-0	1-3	2	6	8	2	6	25	0	1	1	0	2	11
40	Amber Rivers		11:48	0-5	0-3	2-2	0	2	2	3	1	2	0	0	0	1	0	-4
14	Tiyah Johnson		08:59	1-3	1-3	1-2	0	1	1	1	1	4	0	2	0	1	0	-4
10	Janiah Sandifer		13:49	0-3	0-2	0-0	1	4	5	0	0	0	2	1	0	0	0	18
0	Emely Rosario		05:51	1-1	0-0	0-0	0	0	0	1	0	2	2	1	0	0	0	0
2	Shawnta Shaw		00:43	0-0	0-0	0-0	0	0	0	0	0	0	0	0	0	0	0	0
Team							2	2	4			0		0				
Totals				33-76	2-21	11-21	22	47	69	15	22	79	23	18	2	8	2	15

Technical Fouls::NONE

Shooting By Period		
1st FG%	7-24	29.2%
3PT%	0-10	0.0%
FT%	3-5	60%
2nd FG%	9-14	64.3%
3PT%	0-1	0.0%
FT%	1-2	50%
3rd FG%	10-17	58.8%
3PT%	1-3	33.3%
FT%	5-9	55.6%
4th FG%	7-21	33.3%
3PT%	1-7	14.3%
FT%	2-5	40%
GM FG%	33-76	43.4%
3PT%	2-21	9.5%
FT%	11-21	52.4%

Dead Ball Rebounds: 6, 0

	ASU	TROY
Biggest lead	7 (1st 1:40)	19 (4th 3:48)
Best Scoring Run	8(1st 5:06)	10(2nd 7:06)
Lead Changes	4	
Times Tied	4	
Time with Lead	08:13	28:41

Points from	ASU	TROY
Turnovers	15	4
Paint	26	60
Second Chance	9	17
Fast Breaks	10	22
Bench	19	41

Period by Period Scoring	1st	2nd	3rd	4th	TOT
ASU	19	10	15	20	64
TROY	17	19	26	17	79

Game 27: A-State 72, Little Rock 54

Official Basketball Box Score - Final
Little Rock at Arkansas State
02/28/20 First National Bank Arena, Jonesboro, Ark.
2019-20 Women's Basketball

Game Time: 7:00 PM
Game Duration: 1:41
Attendance: 819

Officials: Felicia Grinter, Amy Bonner, Angel Stanton

Little Rock - 54 Record: 11-16 (9-7)

NO.	Name		Min	FG M-A	3P M-A	FT M-A	Rebounds OR	DR	TOT	Fouls PF	FD	TP	AS	TO	ST	Blocks BS	BA	+/-
25	Alayzha Knapp	F	18:07	0-4	0-0	2-4	0	0	0	4	4	2	1	2	2	0	0	-4
35	Teal Battle	F	29:33	5-9	0-1	3-4	0	2	2	4	4	13	1	4	0	1	0	-11
1	Skyla Knight	G	32:30	4-10	3-6	0-0	1	3	4	3	0	11	4	0	0	0	0	-20
12	Sydney Chastain	G	25:51	1-3	0-2	1-1	0	0	0	2	1	3	6	1	1	0	0	-8
23	Kyra Collier	G	35:17	7-15	1-3	1-2	1	3	4	2	3	16	2	3	2	0	0	-23
34	Angelique Francis		31:32	2-3	0-0	1-2	3	5	8	2	2	5	1	1	1	0	0	-9
4	Kiana Anderson		07:12	0-2	0-0	2-2	0	5	5	0	1	2	0	0	0	0	0	3
10	Krystan Vornes		17:10	1-1	0-0	0-0	1	2	3	4	1	2	0	2	0	0	0	-20
2	Ky'lie Scott		02:48	0-0	0-0	0-0	0	0	0	0	0	0	0	0	0	0	0	2
Team							2	0	2			0		2				
Totals				20-47	4-12	10-15	8	20	28	21	16	54	15	15	6	1	0	-18

Technical Fouls::NONE

Shooting By Period		
1st FG%	4-14	28.6%
3PT%	1-5	20.0%
FT%	2-3	66.7%
2nd FG%	5-14	35.7%
3PT%	1-3	33.3%
FT%	0-0	0%
3rd FG%	7-13	53.8%
3PT%	2-4	50.0%
FT%	3-4	75%
4th FG%	4-6	66.7%
3PT%	0-0	0.0%
FT%	5-8	62.5%
GM FG%	20-47	42.6%
3PT%	4-12	33.3%
FT%	10-15	66.7%

Dead Ball Rebounds: 2, 0

Arkansas State - 72 Record: 10-17 (7-9)

NO.	Name		Min	FG M-A	3P M-A	FT M-A	Rebounds OR	DR	TOT	Fouls PF	FD	TP	AS	TO	ST	Blocks BS	BA	+/-
35	Peyton Martin	F	34:21	7-13	1-1	3-3	5	7	12	3	5	18	0	1	0	0	0	17
1	Jireh Washington	G	32:03	4-11	1-2	5-6	0	0	0	1	3	14	8	1	1	0	1	21
3	Morgan Wallace	G	38:36	3-7	1-3	5-6	2	6	8	3	6	12	2	3	1	0	0	17
4	Mya Love	G	29:28	4-4	2-2	5-5	3	1	4	1	5	15	0	2	1	0	0	11
5	Payton Tennison	G	16:22	0-3	0-1	0-0	0	2	2	4	1	0	2	1	0	0	0	6
0	Jada Ford		23:38	2-8	1-6	0-0	0	3	3	3	0	5	1	1	1	0	0	12
2	Starr Taylor		17:05	2-4	1-2	0-0	0	1	1	0	1	5	2	1	0	0	0	3
23	Trinitee Jackson		05:39	0-1	0-0	0-0	0	2	2	1	0	0	0	1	0	0	0	1
25	Kayla Williams		01:24	1-1	1-1	0-0	0	0	0	0	0	3	0	0	0	0	0	1
50	Madison Heckert		01:24	0-0	0-0	0-0	0	0	0	0	0	0	0	0	0	0	0	1
Team							0	0	0			0		1				
Totals				23-52	8-18	18-20	10	22	32	16	21	72	15	12	4	0	1	18

Technical Fouls::NONE

Shooting By Period		
1st FG%	6-13	46.2%
3PT%	1-2	50.0%
FT%	4-6	66.7%
2nd FG%	3-13	23.1%
3PT%	1-5	20.0%
FT%	2-2	100%
3rd FG%	8-12	66.7%
3PT%	3-4	75.0%
FT%	9-9	100%
4th FG%	6-14	42.9%
3PT%	3-7	42.9%
FT%	3-3	100%
GM FG%	23-52	44.2%
3PT%	8-18	44.4%
FT%	18-20	90.0%

Dead Ball Rebounds: 1, 0

	LR	ASU
Biggest lead	4 (1st 4:16)	22 (4th 3:52)
Best Scoring Run	9(3rd 0:31)	15(2nd 6:46)
Lead Changes	2	
Times Tied	2	
Time with Lead	04:03	34:16

Points from	LR	ASU
Turnovers	9	23
Paint	26	30
Second Chance	8	14
Fast Breaks	2	2
Bench	9	13

Period by Period Scoring	1st	2nd	3rd	4th	TOT
LR	11	11	19	13	54
ASU	17	9	28	18	72

Game 28: A-State 86, South Alabama 80

03/05/20 First National Bank Arena, Jonesboro, Ark.
2019-20 Women's Basketball

Attendance: 519

Officials: Jody Cantrell, Kristen Bell, Molly Caldwell

South Alabama - 80 Record: 13-16 (8-9)

NO.	Name		Min	FG M-A	3P M-A	FT M-A	Rebounds OR	DR	TOT	Fouls PF	FD	TP	AS	TO	ST	Blocks BS	BA	+/-
22	Jaylen Mallard	F	19:03	1-1	0-0	0-0	2	3	5	1	1	2	0	3	0	0	0	17
35	Antoinette Lewis	C	28:45	6-6	0-0	4-7	4	6	10	2	6	16	2	3	0	3	0	-12
2	Shaforia Kines	G	34:52	4-14	2-8	0-0	2	5	7	2	1	10	3	1	1	0	1	-10
12	Damaya Telemaque	G	30:29	8-16	3-7	0-0	2	4	6	3	1	19	4	2	0	1	0	5
14	Savannah Jones	G	37:34	7-15	5-11	2-2	1	5	6	4	1	21	4	1	2	0	0	-3
25	Kennedi Centers		32:12	2-11	2-3	1-2	4	4	8	1	2	7	4	4	0	0	0	-17
45	Devyn Lowe		07:48	0-2	0-2	1-2	0	0	0	3	1	1	0	2	0	0	0	-10
4	Mahogany Vaught		05:08	1-3	0-0	0-0	1	2	3	0	0	2	1	0	1	0	1	4
3	Jayla Morrow		04:09	0-1	0-0	2-2	0	1	1	0	1	2	1	0	1	0	0	-4
Team							0	0	0			0		0				
Totals				29-69	12-31	10-15	16	30	46	16	14	80	19	16	5	4	2	-6

Technical Fouls::NONE

Shooting By Period		
1st FG%	10-20	50.0%
3PT%	4-10	40.0%
FT%	2-4	50%
2nd FG%	7-16	43.8%
3PT%	4-6	66.7%
FT%	3-4	75%
3rd FG%	7-16	43.8%
3PT%	1-5	20.0%
FT%	3-5	60%
4th FG%	5-17	29.4%
3PT%	3-10	30.0%
FT%	2-2	100%
GM FG%	29-69	42.0%
3PT%	12-31	38.7%
FT%	10-15	66.7%

Dead Ball Rebounds: 1, 0

Arkansas State - 86 Record: 11-17 (8-9)

NO.	Name		Min	FG M-A	3P M-A	FT M-A	Rebounds OR	DR	TOT	Fouls PF	FD	TP	AS	TO	ST	Blocks BS	BA	+/-
35	Peyton Martin	F	28:04	4-7	0-1	0-1	3	2	5	2	2	8	0	3	4	0	1	-2
1	Jireh Washington	G	25:19	7-11	2-3	4-4	0	2	2	2	3	20	3	0	3	0	0	2
3	Morgan Wallace	G	33:07	4-8	1-2	5-6	1	11	12	2	4	14	4	0	1	0	0	7
4	Mya Love	G	18:57	0-4	0-0	0-0	2	2	4	3	1	0	1	1	1	0	2	-1
5	Payton Tennison	G	34:40	5-13	5-12	0-0	0	5	5	0	1	15	5	2	1	2	1	5
23	Trinitee Jackson		09:38	2-5	0-0	2-2	2	4	6	2	2	6	0	1	1	0	0	8
2	Starr Taylor		17:58	6-9	0-0	0-0	3	1	4	2	2	12	0	1	1	0	0	5
0	Jada Ford		23:06	3-11	2-9	0-0	0	0	0	1	0	8	2	0	0	0	0	7
25	Kayla Williams		06:53	0-1	0-0	0-0	0	0	0	0	0	0	0	0	0	0	0	-1
21	Shameka Tubbs		02:18	1-2	0-0	1-2	0	1	1	0	1	3	1	0	0	0	0	0
Team							0	0	0			0		1				
Totals				32-71	10-27	12-15	11	28	39	14	16	86	16	9	11	2	4	6

Technical Fouls::NONE

Shooting By Period		
1st FG%	5-18	27.8%
3PT%	4-8	50.0%
FT%	2-2	100%
2nd FG%	5-16	31.3%
3PT%	1-5	20.0%
FT%	3-4	75%
3rd FG%	10-20	50.0%
3PT%	1-6	16.7%
FT%	3-5	60%
4th FG%	12-17	70.6%
3PT%	4-8	50.0%
FT%	4-4	100%
GM FG%	32-71	45.1%
3PT%	10-27	37.0%
FT%	12-15	80.0%

Dead Ball Rebounds: 1, 0

	USA	ASU
Biggest lead	21 (3rd 5:23)	6 (4th 0:16)
Best Scoring Run	13(1st 4:58)	9(4th 0:16)
Lead Changes	1	
Times Tied	1	
Time with Lead	37:50	01:11

Points from	USA	ASU
Turnovers	12	18
Paint	30	42
Second Chance	11	15
Fast Breaks	6	23
Bench	12	29

Period by Period Scoring	1st	2nd	3rd	4th	TOT
USA	26	21	18	15	80
ASU	16	14	24	32	86

0 JADA FORD

Sr. | G | 5-9 | Muskogee, Okla. (Muskogee HS)

	GP/GS	PPG	RPG	APG	FG%	FT%	3FG%
19-20	28/17	8.5	1.5	0.9	.296	.864	.282
Career	102/41	8.9	1.5	0.9	.334	.737	.327

Career Highs Pts: 30 **Reb:** 7 **Asst:** 4 **Stl:** 5 **3FG:** 6

- ***Has made at least one three in 24 straight games***
- ***Ranks 4th all-time in made three-pointers in program history (184)***
- Team leader in career 20-point games (10)
- Lone Red Wolf on the roster to score 30 points in a game

1 JIREH WASHINGTON

So. | G | 5-8 | Memphis, Tenn. (Central HS)

	GP/GS	PPG	RPG	APG	SPG	FG%	FT%
19-20	28/28	13.0	4.4	3.9	1.5	.433	.667
Career	58/54	11.7	4.3	3.5	1.4	.445	.655

Career Highs Pts: 24 **Reb:** 10 **Asst:** 8 **Stl:** 6 **FG:** 10

- ***Scored 10+ in 9 of last 10 games***
- ***Hit the game-winner at the buzzer vs. Coastal Carolina (1/25): 20 pts, 9 rebs, 6 assists***
- Scored 24 points at Tulsa (11/9), matching her career high.
- ***Double-double vs. Georgia State (15 pts, 10 rebs)***
- ***Last Game: 20 pts (all in 2H, 18 4Q) vs. South Alabama (3/5)***



2 STARR TAYLOR

Sr. | G | 5-6 | Jonesboro, Ark. (Jonesboro HS)

	GP/GS	PPG	RPG	APG	SPG	FG%	FT%
19-20	26/3	2.1	1.8	1.5	0.6	.356	.769
Career	118/51	4.5	2.2	1.8	0.8	.374	.669

Career Highs Pts: 20 **Reb:** 8 **Asst:** 7 **Stl:** 4 **FG:** 7

- ***Team leader in games played (117), appearing in all but two games over the last three-plus seasons for Arkansas State.***
- ***Last Game: 12 points (6-9 FG), 4 rebs vs. South Alabama (3/5)***



3 MORGAN WALLACE

Jr. | G | 5-10 | Little Rock, Ark. (Pulaski Academy)

	GP/GS	PPG	RPG	APG	SPG	FG%	FT%
19-20	27/27	10.5	7.9	2.2	2.0	.411	.705
Career	73/59	8.4	5.8	2.0	1.4	.396	.660

Career Highs Pts: 21 **Reb:** 15 **Asst:** 5 **Stl:** 4 **FG:** 7

- ***Last Game: 14 pts (4-8 FG, 5-6 FT), 12 rebs, 4 ast vs. South Alabama (3/5)***
- ***Maggie Dixon Classic All-Tournament Team***
- ***Double-double vs. Georgia State (21 pts, 11 rebs) & Appalachian State (13, 10)***



4 MYA LOVE

Fr. | G | 5-8 | Jonesboro, Ark. (Nettleton HS)

	GP/GS	PPG	RPG	APG	FG%	FT%	3FG%
19-20	24/6	2.8	2.2	0.5	.348	.636	.278
Career	24/6	2.8	2.2	0.5	.348	.636	.278

Career Highs Pts: 15 **Reb:** 7 **Asst:** 2 **Stl:** 3 **FG:** 6

- ***Lone freshman on the team after a standout prep career at Jonesboro's Nettleton HS***
- ***Career-best day in her first career start vs. Coastal Carolina (1/25): 15 pts, 7 rebs, 3 stl***
- ***15 points, 4 rebounds (4-4 FG [2-2 3FG], 5-5 FT) vs. Little Rock (2/28)***



5 PAYTON TENNISON

Sr. | G/F | 5-11 | Valley Springs, Ark. (Valley Springs HS)

	GP/GS	PPG	RPG	APG	FG%	FT%	3FG%
19-20	26/10	7.2	2.2	1.5	.387	.900	.358
Career	111/42	5.6	1.6	1.4	.378	.783	.337

Career Highs Pts: 26 **Reb:** 6 **Asst:** 7 **Stl:** 3 **3FG:** 8

- ***18 points at Georgia State (2/6)***
- Started the first 6 games of the season
- Drilled 8 threes in a 26-point career-best night in the opener vs. CBC (11/6)
- ***Last Game: 15 pts (5-12 3FG), 5 rebs, 5 ast, 2 blks vs. South Alabama (3/5)***



10 JADA STINSON

Jr. | G | 5-8 | Fayetteville, N.C. (Elizabethtown HS/Memphis)

	GP/GS	PPG	RPG	APG	SPG	FG%	FT%
18-19*	30/16	5.8	1.9	1.6	0.6	.310	.533
Career*	58/30	6.3	2.1	4.0	0.7	.330	.583

Career Highs Pts: 17 **Reb:** 6 **Asst:** 7 **Stl:** 3 **FG:** 7

- Redshirting the 2019-20 season after transferring from Memphis.



13 TALIA ROLDAN

Jr. | F | 6-4 | Merrillville, Ind. (Andrean HS/UAB)

	GP/GS	PPG	RPG	BPG	SPG	FG%	FT%
18-19	19/0	1.1	1.0	0.2	0.1	.190	.722
Career	35/0	1.5	1.0	0.2	0.1	.357	.697

Career Highs Pts: 6 **Reb:** 4 **Blk:** 2 **Stl:** 2 **FG:** 3

- Redshirting the 2019-20 season after transferring from UAB.

14 HAILEE ERICKSON

Jr. | G | 5-5 | Alton, Mo. (Alton HS/Three Rivers College)

	GP/GS	PPG	RPG	APG	FG%	FT%	3FG%
19-20	10/0	1.5	0.5	0.5	.200	.000	.208
Career	10/0	1.5	0.5	0.5	.200	.000	.208

Career Highs Pts: 6 **Reb:** 2 **Asst:** 2 **Stl:** - **3FG:** 2

- Third-Team NJCAA All-American after leading Three Rivers College in scoring (14.3 ppg)
- Finished her JUCO career third all-time in school history for three-pointers made (159).
- Career-high 6 points on a pair of threes at DePaul (11/22)



21 SHAMEKA TUBBS

RJr. | F | 6-0 | Tuscaloosa, Ala. (Northridge HS/Labette CC)

	GP/GS	PPG	RPG	BPG	SPG	FG%	FT%
19-20	27/7	1.5	2.0	0.4	0.4	.405	.333
Career	27/7	1.5	2.0	0.4	0.4	.405	.333

Career Highs Pts: 6 **Reb:** 5 **Blk:** 2 **Stl:** 2 **FG:** 3

- Redshirted her first season at Arkansas State after a standout career at Labette (Kansas) CC
- Drew her first career start in her debut vs. CBC on 11/6
- Season-high 5 rebounds at Tulsa (11/9)
- Career-high 6 points vs. North Carolina A&T (11/23)



22 MAGGIE MAHAN

Jr. | G | 5-9 | Center Ridge, Ark. (Nemo Vista HS)

	GP/GS	PPG	RPG	APG	SPG	FG%	FT%
19-20	19/3	1.6	0.8	0.7	0.3	.455	.875
Career	43/3	1.0	0.7	0.5	0.2	.341	.833

Career Highs Pts: 5 **Reb:** 3 **Asst:** 3 **Stl:** 2 **FG:** 2

- Matched her career high with 4 points (a three-pointer, 1 FT) at Murray State (11/26)
- Drew her first career start at San Diego State (11/30).
- Drilled a three at Texas State (1/4)
- Scored a career-high 5 points vs. Appalachian State (1/16)

23 TRINITEE JACKSON

So. | F | 6-3 | Hopkinsville, Ky. (Christian County HS)

	GP/GS	PPG	RPG	SPG	BPG	FG%	FT%
19-20	26/0	3.0	3.0	0.3	0.2	.310	.500
Career	56/0	3.5	2.9	0.3	0.2	.381	.509

Career Highs Pts: 12 **Reb:** 17 **Stl:** 2 **Blk:** 1 **FG:** 4

- Played in all 30 games as a rookie, totaling 296 minutes played.
- Recorded her first career double-double in 13 minutes of reserve action, totaling 11 minutes and a game-high 17 rebounds vs. CBC on 11/6
- ***Scored 11 points vs. Texas State (2/15)***



25 KAYLA WILLIAMS

RJr. | F | 6-1 | Memphis, Tenn. (Overton HS/Wichita State)

	GP/GS	PPG	RPG	APG	FG%	FT%	3FG%
19-20	25/13	3.1	1.8	0.5	.298	.500	.293
Career	61/30	3.6	1.2	0.6	.335	.682	.333

Career Highs Pts: 17 **Reb:** 5 **Asst:** 2 **Stl:** 3 **3FG:** 4

- ***Tallied a season-high 14 points (her most since transferring to A-State) vs. Texas State (2/15)***
- Drew a starting nod vs. North Carolina A&T (11/23)
- Scored a season-high 13 points at Memphis (12/14)

35 PEYTON MARTIN

Jr. | F | 5-11 | Pine Bluff, Ark. (Watson Chapel HS)

	GP/GS	PPG	RPG	APG	SPG	FG%	FT%
19-20	26/25	12.4	5.7	0.7	1.4	.462	.644
Career	74/57	11.4	5.6	0.6	1.0	.442	.660

Career Highs Pts: 27 **Reb:** 14 **Asst:** 4 **Stl:** 5 **FG:** 11

- ***Preseason All-Sun Belt Conference (Third Team)***
- ***2018-19 Third Team All-SBC***
- Team leader in double-figure scoring games (42).
- Season-high 23 points at Murray State (11/26)
- ***Last Game: 8 points, 5 rebs, 4 steals vs. South Alabama (3/5)***



50 MADISON HECKERT

Sr. | F | 6-4 | Atwood, Tenn. (West Carroll HS)

	GP/GS	PPG	RPG	APG	BPG	FG%	3FG%
19-20	19/0	1.2	0.9	0.2	0.1	.308	.333
Career	97/8	3.0	2.0	0.4	0.3	.441	.274

Career Highs Pts: 17 **Reb:** 8 **Asst:** 4 **Blk:** 4 **FG:** 7

- ***Scored 5 points at Texas State (1/4) and in a win over Coastal Carolina (1/25)***
- Played 17 minutes in her first appearance of the season at Tulsa (11/9).