




# RED WOLVES

2019 REFERENCE GUIDE



2019 ARKANSAS STATE SOCCER

## TABLE OF CONTENTS

### INTRODUCTION

|                   |   |
|-------------------|---|
| Table of Contents | 1 |
| Quick Facts       | 2 |

### COACHES AND STAFF

|                                     |     |
|-------------------------------------|-----|
| Head Coach Brian Dooley             | 3-5 |
| Assistant Coach Shannon Washington  | 6   |
| Grad. Assistant Coach Daniel O'Hare | 7   |

### 2019 RED WOLVES

|                   |       |
|-------------------|-------|
| Roster            | 8     |
| Returning Players | 9-29  |
| Newcomers         | 30-33 |

### 2018 REVIEW

|                           |       |
|---------------------------|-------|
| Final Notebook            | 34    |
| Results                   | 35    |
| Box Scores                | 36-40 |
| Season Stats              | 41    |
| Sun Belt Conference Stats | 42    |
| Team Comparison           | 43    |
| Team Highs and Lows       | 44    |
| Sun Belt Conference Recap | 45    |

### RECORDS

|                        |       |
|------------------------|-------|
| Scoring                | 46-47 |
| Shot                   | 48    |
| Goalkeeping            | 49-50 |
| Miscellaneous          | 51    |
| Coaches                | 52    |
| Yearly Statistics      | 53-54 |
| Yearly Results         | 55    |
| Year-by-Year           | 56-58 |
| All-Time Results       | 59    |
| All-Time Letterwinners | 60-62 |

### HISTORY

|                            |       |
|----------------------------|-------|
| Individual Awards & Honors | 63    |
| Off the Field              | 64    |
| Conference Tournament      | 65    |
| Hall of Honor              | 66-69 |

### MEDIA

|  |       |
|--|-------|
| A-State Soccer Park                    | 70    |
| Locker Room                            | 71    |
| Academics Commitment                   | 72    |
| Athletics Facilities                   | 73    |
| Arkansas State University              | 74-75 |
| Jonesboro                              | 76    |
| ASU Administration                     | 77    |
| ASU System President Dr. Charles Welch | 78    |
| A-State Chancellor Dr. Kelly Dampousse | 79    |
| Director of Athletics Terry Mohajir    | 80-82 |
| Athletics Department Directory         | 83    |
| Media Relations                        | 84    |
| Media Outlets                          | 85    |

### CREDITS

The 2019 Arkansas State Soccer Media Guide is a production of the A-State Athletics Media Relations Office. Written, compiled and edited by Assistant Director of Media Relations, Caleb Garner. Cover design by Arkansas State University Media Services. Editorial assistance from Media Relations Director Jerry Scott and Associate Director Mark Taylor. Photos courtesy of Travis Clayton, Hannah Dolle, Sun Belt Conference and A-State Media Relations Office.

## UNIVERSITY QUICK FACTS

### UNIVERSITY INFORMATION

|                     |                             |
|---------------------|-----------------------------|
| Location            | Jonesboro, Ark.             |
| Enrollment          | 14,085                      |
| Founded             | 1909                        |
| Nickname            | Red Wolves                  |
| Colors              | Scarlet & Black             |
| President           | Dr. Charles Welch           |
| Chancellor          | Dr. Kelly Dampousse         |
| Athletics Director  | Terry Mohajir               |
| Department Phone    | (870) 972-3880              |
| Conference          | Sun Belt                    |
| Arena (Capacity)    | A-State Soccer Park (1,000) |
| Press Row Phone     | (870) 972-2541              |
| Ticket Office Phone | (870) 972-2781              |

### COACHING STAFF

|                      |  |
|----------------------|--|
| Head Coach           | Brian Dooley (Nova Southeastern, 1987)   |
| A-State Record/Years | 26-35-9/4                                |
| Career Record/Years  | 218-159-30/23                            |
| Assistant Coach      | Shannon Washington (Tulsa, 2011)         |
| Grad. Assistant      | Daniel O'Hare (Tennessee Wesleyan, 2016) |
| Athletic Trainer     | Chandler Stephens                        |

### MEDIA RELATIONS

|                                |  |
|--------------------------------|--|
| Assistant Director/SOC Contact | Miya Garrett                             |
| Office Phone                   | (870) 972-2541                           |
| Cell Phone                     | (870) 882-4576                           |
| Office Fax                     | (870) 972-3367                           |
| E-mail                         | mgarrett@astate.edu                      |
| Mailing Address                | 217 Olympic Drive<br>Jonesboro, AR 72401 |

### TEAM INFORMATION

|                         |           |
|-------------------------|-----------|
| 2018 Overall Record     | 8-7-3     |
| 2018 Home Record        | 5-2-1     |
| 2018 Away Record        | 3-5-1     |
| 2018 Neutral Record     | 0-0-1     |
| 2018 SBC Record/Finish  | 5-5-0/7th |
| 2018 SBC Home Record    | 4-1-0     |
| 2018 SBC Away Record    | 1-4-0     |
| Final 2018 Ranking      | N/A       |
| Returning Starters      | 10        |
| Letterwinners Returning | 19        |
| Letterwinners Lost      | 8         |
| Newcomers               | 5         |

### PROGRAM HISTORY

|                                      |            |
|--------------------------------------|------------|
| First Season of Competition          | 2000       |
| All-Time Record (17 seasons)         | 104-178-27 |
| All-Time Sun Belt Record (17 season) | 48-115-14  |
| NCAA Appearances                     | 0          |

### 2019 SCHEDULE

| Date            | Opponent                        | Time             |
|-----------------|---------------------------------|------------------|
| Aug. 13         | at Arkansas-Pine Bluff#         | TBA              |
| Aug. 22         | at UT-Martin                    | 7:00 p.m.        |
| <b>Aug. 25</b>  | <b>Missouri State</b>           | <b>1:00 p.m.</b> |
| Aug. 29         | at Kansas State                 | 7:00 p.m.        |
| <b>Sept. 1</b>  | <b>Central Arkansas</b>         | <b>1:00 p.m.</b> |
| <b>Sept. 5</b>  | <b>Jackson State</b>            | <b>3:00 p.m.</b> |
| Sept. 8         | at Texas Tech                   | 1:00 p.m.        |
| Sept. 13        | at Murray State                 | 3:00 p.m.        |
| <b>Sept. 15</b> | <b>Southeast Missouri State</b> | <b>1:00 p.m.</b> |
| Sept. 20        | at ULM*                         | 7:00 p.m.        |
| <b>Sept. 27</b> | <b>Louisiana*</b>               | <b>3:00 p.m.</b> |
| Sept. 29        | Texas State*                    | 1:00 p.m.        |
| Oct. 4          | at Georgia State*               | 6:00 p.m.        |
| Oct. 6          | at South Alabama*               | 1:00 p.m.        |
| <b>Oct. 11</b>  | <b>Troy*</b>                    | <b>3:00 p.m.</b> |
| Oct. 18         | at Georgia Southern*            | 6:00 p.m.        |
| Oct. 20         | at Appalachian State*           | Noon             |
| <b>Oct. 25</b>  | <b>Coastal Carolina*</b>        | <b>3:00 p.m.</b> |
| <b>Oct. 27</b>  | <b>Little Rock*</b>             | <b>1:00 p.m.</b> |
| Nov. 6-10       | SBC Tournament                  | TBA              |

\* - Denotes Sun Belt Conference Game

# - Exhibition

Game times are Central Standard Time and subject to change

[WWW.ASTATEREDWOLVES.COM](http://WWW.ASTATEREDWOLVES.COM)



**ARKANSAS STATE**  
UNIVERSITY

### FOLLOW A-STATE ON SOCIAL MEDIA

Arkansas State athletics can be followed through Twitter, Facebook, Instagram and YouTube. You can follow A-State on Twitter via @AStateRedWolves.

# PHOTO ROSTER



0  
**Eda  
SENGER**  
GK • 5-6 • So.  
Lake Hills, Ill.



1  
**Megan  
McCLURE**  
GK • 6-0 • Jr.  
Webster Groves, Mo.



2  
**Olivia  
SMITH**  
F/D • 5-6 • Jr.  
High Ridge, Mo.



3  
**Lindsey  
BROCHU**  
M • 5-5 • Sr.  
Berlin, Conn.



4  
**Lauren  
JOHNSON**  
F • 5-7 • Fr.  
Maumelle, Ark.



5  
**Abby  
HARRIS**  
M/F • 5-5 • Sr.  
Manahawkin, N.J.



6  
**Victoria  
MacINTOSH**  
M/D • 5-6 • Jr.  
Manchester, Mo.



7  
**Sarah  
SODOMA**  
F • 5-5 • Jr.  
Manchester, Mo.




8  
**Nadia  
EL-SHAMI**  
M/F • 5-5 • Fr.  
Milton, Ga.



9  
**Sophia  
RESTREPO**  
M/D • 5-7 • So.  
Lake Hills, Ill.



10  
**Abby  
GLOCKZIN**  
F • 5-7 • Fr.  
Carrollton, Texas



11  
**Hailey  
SCHUE**  
M • 5-5 • Jr.  
Chesterfield, Mo.



13  
**Peyton  
MOORE**  
D • 5-7 • So.  
Collierville, Tenn.



14  
**Maggie  
ERTL**  
F • 5-9 • Jr.  
Tulsa, Okla.



16  
**Bailey  
GELLIS**  
F • 5-9 • Jr.  
West Creek, N.J.




17  
**Peyton  
TRESTER**  
F/D • 5-6 • Jr.  
Kansas City, Mo.



18  
**Hailey  
FURIO**  
M • 5-5 • Jr.  
Naperville, Ill.



20  
**Dana  
O'BOYE**  
D • 5-8 • Sr.  
Plainfield, Ill.



21  
**Julianna  
COATES**  
D • 5-9 • Jr.  
Tulsa, Okla.



22  
**Annica  
KARLSSON**  
M • 5-6 • Sr.  
Vantaa, Finland



23  
**Olivia  
LUTHER**  
GK • 5-7 • Fr.  
Lakeland, Tenn.



25  
**Riley  
MINARD**  
D • 5-5 • So.  
Overland Park, Kan.



26  
**Haley  
HUSTED**  
M • 5-7 • So.  
Norman, Okla.




27  
**Hannah  
MAUPIN**  
D • 5-6 • So.  
Blue Springs, Mo.




29  
**Noel  
MILLER**  
GK • 5-7 • Fr.  
Sanford, Fla.



**Brian  
DOOLEY**  
Head Coach  
Fifth Year



**Shannon  
WASHINGTON**  
Associate HC  
Fifth Year



**Daniel  
O'HARE**  
Asst. Coach  
Third Year



## Brian Dooley

Head Coach • Fifth Season

In his four seasons in Jonesboro Dooley has helped build the Red Wolves into a strong contender in one of the nation's toughest soccer conferences. Most recently, in 2018, Dooley led the Red Wolves to an 8-7-3 mark and their third straight appearance in the Sun Belt Conference Tournament. In 2017, he coached the team to a 9-6-2 overall record. The nine wins accounted for the third most in school history and included contests against some of the nation's stoutest competition.

In addition to the team success, Dooley played a vital role in helping Sarah Sodoma, Riley Ebenroth and Kelsey Ponder claim Second-Team All-Conference status with outstanding individual seasons in 2017. Ponder was named to the all-conference for the second consecutive season and set numerous goalkeeping records throughout the year, including the lowest single-season goals against average at 0.57. Ebenroth helped the Red Wolves' become one of the toughest defensive units in the league and was a dangerous force on the offensive end with her touch on corner kicks.

Sodoma was a breakout performer for A-State and also became for the first player in school history to be named the Sun Belt Conference Freshman of the Year. It also marked the second straight year that Coach Dooley had a member of his team win an end-of-the-year postseason award from the conference (Taylor Schneider – Newcomer of the Year in 2016). Schneider was the first player in school history to win an individual award.

In 2016 under Dooley's tutelage, Ponder

finished second in the league in saves and save percentage was named as a Second-Team All-Sun Belt Conference selection. It was the program's first all-conference recognition since the 2013 season when it placed two on the team. Ponder also ranked in the top-5 nationally throughout much of the season in saves and save percentage and has been recognized as one of the most difficult goalkeepers to score against in Division I by several soccer college publications.

A name highly recognized in collegiate soccer, Dooley came to Arkansas State after serving as the associate head coach at Missouri for two seasons. Prior to that, he spent 14 seasons as the head coach at Florida Atlantic and began his head-coaching career with a four-year stint at Barry University from 1995-98.

Over his two years with the Tigers, Dooley helped Missouri to a 20-16-6 overall record and a 10-7-4 mark in the SEC. During his first year with the program, Missouri knocked off three top-25 teams, which accounted for the most wins over ranked opponents for the Tigers since 2008. This past season, Missouri finished with a 12-7-3 record and advanced to the second round of the NCAA Tournament after knocking off Kansas in Lawrence to start the tournament.

In his 14 seasons at Florida Atlantic Dooley compiled a 139-112-17 record and had a .700 winning percentage over his first 10 seasons at the school. Seven of his teams won 14 or more matches during a season and eight of his teams posted winning seasons. He also led the Owls to their first appearance in the NCAA Tournament and his squads



consistent were challengers for the Atlantic Sun and Sun Belt Conference championships. From 1999-2009 his FAU teams averaged 11 wins per year and seven league victories per year.

Dooley’s teams captured three Atlantic Sun Conference regular-season titles and enjoyed a seven-year run in which FAU was the only league team to qualify for the post-season tournament. The 2005 squad tied a program record with 16 victories (16-4-1), was a perfect 9-0 in Atlantic Sun play, and captured both the league’s regular-season and post-season championships to qualify for the NCAA Tournament. In 2003, his team set the school record with 16 victories and a 10-1 record in A-Sun matches. The Owls won four straight conference title matches from 2000-03 after winning just eight A-Sun matches in six seasons prior to Dooley’s arrival at the school.

Dooley’s teams have been recognized for their excellent defensive play. His 2006 FAU team led all Division I teams in shutout percentage (.762) and held opponents scoreless in 16 of its 21 matches. The Owls followed that in 2007 by posting nine shutouts and allowing 6.8 shots per match while surrendering just 15 goals.

Under Dooley’s guidance, three different players earned the Atlantic Sun Conference’s

Player of the Year Award in seven seasons. Seventeen players were honored with first-team all-conference selections, 16 were second-team honorees and 11 were named to the all-freshmen team. Two players from the 2007 squad were first-team selections in the Sun Belt Conference, while another earned second-team honors in 2010. The program

| <b>DOOLEY CAREER COACHING RECORD</b> |               |                   |             |                   |             |
|--------------------------------------|---------------|-------------------|-------------|-------------------|-------------|
| <i>School</i>                        | <i>Season</i> | <i>Overall</i>    |             | <i>Conference</i> |             |
| Barry                                | 1995          | 16-2-1            | .868        | --                | --          |
| Barry                                | 1996          | 11-4-1            | .719        | --                | --          |
| Barry                                | 1997          | 14-2-2            | .833        | --                | --          |
| Barry                                | 1998          | 12-4-0            | .750        | 5-0-0             | 1.000       |
| FAU                                  | 1999          | 5-9-1             | .367        | 4-4-1             | .500        |
| FAU                                  | 2000          | 14-6-0            | .700        | 7-2-0             | .778        |
| FAU                                  | 2001          | 14-5-1            | .725        | 7-2-1             | .750        |
| FAU                                  | 2002          | 14-5-0            | .747        | 10-1-0            | .909        |
| FAU                                  | 2003          | 16-4-1            | .786        | 9-1-0             | .900        |
| FAU                                  | 2004          | 11-4-3            | .694        | 7-2-1             | .750        |
| FAU                                  | 2005          | 16-4-1            | .786        | 9-0-1             | .786        |
| FAU                                  | 2006          | 11-8-2            | .571        | 7-4-0             | .636        |
| FAU                                  | 2007          | 9-8-2             | .526        | 6-4-1             | .591        |
| FAU                                  | 2008          | 7-10-2            | .421        | 5-4-2             | .545        |
| FAU                                  | 2009          | 5-12-3            | .325        | 3-7-1             | .318        |
| FAU                                  | 2010          | 6-13-0            | .316        | 5-6               | .455        |
| FAU                                  | 2011          | 6-11-1            | .361        | 2-8-1             | .227        |
| FAU                                  | 2012          | 5-13-0            | .278        | 3-7-0             | .300        |
| A-State                              | 2015          | 3-14-1            | .166        | 1-7-1             | .111        |
| A-State                              | 2016          | 6-8-3             | .353        | 4-5-1             | .400        |
| A-State                              | 2017          | 9-6-2             | .588        | 5-4-1             | .550        |
| A-State                              | 2018          | 8-7-3             | .528        | 5-5-0             | .500        |
| <b>Career</b>                        | <b>22 YRS</b> | <b>218-159-30</b> | <b>.572</b> | <b>100-73-12</b>  | <b>.573</b> |

## HEAD COACH BRIAN DOOLEY

also had the league's Newcomer of the Year award winner in 2007 and 2008. In all, Dooley has coached 36 student-athletes to all-conference selections, had 11 named to all-freshmen teams, coached three to player of the year honors and two to newcomer of the year status.

On the international level, Dooley has coached 10 players that have gone on to represent their home countries on national teams (Finland, Scotland, Jamaica and Puerto Rico) and four have played at the professional level.

At Barry University, Dooley's teams had a 53-12-4 record in four seasons and advanced to the NCAA Division II national championship match in 1995. The Lady Bucs also qualified for postseason play in 1996, 1997 and 1998, and Dooley coached nine National Soccer Coaches Association of America All-American players. His Barry teams were virtually unbeatable at home, going 29-1-2 in Miami Shores.

Dooley played an instrumental role in establishing Barry's success as an assistant coach for five years (1990-94). The college posted a 71-11-2 record during that time, and won NCAA Division II national champion-

ships in 1992 and 1993.

Dooley attended Florida International University, where he was a midfielder on FIU's 1982 NCAA Division II national championship team. He started his coaching career as an assistant on the FIU staff for five years.

Dooley received a bachelor's degree from Nova Southeastern University in 1987. He and his wife, Marie, are the parents of three boys: Sean, Connor, and Ciaran.

### THE DOOLEY FILE

**Wife:** Marie

**Children:** Sean, Connor & Ciaran

**College:** Nova Southeastern, 1987

**Years in coaching:** 28

#### COACHING ASSIGNMENTS YEAR-BY-YEAR

| Years      | School         | Position        | Postseason         |
|------------|----------------|-----------------|--------------------|
| 1990-94    | Barry          | Assistant Coach |                    |
| 1995-98    | Barry          | Head Coach      | 3 NCAA Tournaments |
| 1999-12    | FAU            | Head Coach      | 1 NCAA Tournament  |
| 2013-14    | Missouri       | Assistant Coach | 2 NCAA Tournaments |
| 2015-Pres. | Arkansas State | Head Coach      |                    |

#### AWARDS AND HONORS

- Achieved No. 2 National Ranking at Barry in 1995
- Three Straight NCAA Tournament Appearances at Barry
- Back-to-back A-Sun Title Games (2000-01)
- Led FAU to the NCAA Cup Tournament in 2005
- Won two regular season titles at FAU (2002-03)
- Went to back-to-back NCAA Cup Tournaments as an assistant at Missouri



# Shannon Washington

Associate Head Coach • Fifth Season

Shannon Washington enters her fifth season at Arkansas State and her fourth as the Associate Head Coach.

In her first two seasons at Arkansas State she has helped the program make numerous strides both on and off the field. In 2017, Washington played a key role in helping the team rack up the third most wins (9) in school history, while also making a return trip to the Sun Belt Conference Tournament.

Washington played a key role in the development of 2017 Sun Belt Conference Freshman of the Year Sarah Sodoma, who led all freshman in the league with eight goals. She also collected 20 points on the year, which was the most by a true freshman in school history. Sodoma is the first player in school history to be named the league's freshman of the year.

In her first season, Washington helped the Red Wolves return to the Sun Belt Conference Tournament for the first time since the 2013 season. She was also instrumental in the development of Second-Team All-Sun Belt Conference goalkeeper Kelsey Ponder, who broke the A-State single season record saves with 112, while her 6.59 saves per game average ranked her 12th best in the nation (second highest in school history).

Ponder finished her season with 1.15 goals against average for the year, the second lowest in school history, ranking her top-5 in save percentage and in the Sun Belt for goals against average. Ponder was recognized by the conference on Oct. 11 as the Defensive Player of the Week for her efforts on the road against Louisiana and Texas State, a back to back shut out and her 4th overall in season (tied school record). Ponder's accolades continue by making the Athletic Director's Honor Roll.

She also worked closely with Taylor Schneider, becoming A-State's first student-athlete to win an individual postseason award when the Sun Belt Conference named her the Newcomer of the Year. Schneider was recognized by the conference on Oct. 11 as the Offensive Player of the Week for

her two goals against Louisiana and Texas State. She led the team in goals and finished second in assists, while also collecting three-game winning goals, a mark that ranked in the top-25 nationally. Schneider also claims a spot on the Director's Honor Roll.

Washington came to A-State from Kansas University where she served as the Director of Operations for the Jayhawks' women's soccer program. During her season in Lawrence, the Jayhawks collected 10 victories and advanced to the finals of the Big 12 Championship Tournament.

In addition to her duties on the field, Washington also organized scouting reports, travel itineraries, meals, videos and highlights, recorded game stats, team stats, director of team camps and served as the main liaison with the alumni.

Prior to her time at Kansas, she had a two-year stint as the strength and conditioning coach for the Northeastern State women's soccer program. During that time, she also earned her master's degree in Human and Health Performance.

Washington was a four-year letterwinner for the Tulsa Hurricane from 2006-10. During her four years in Tulsa she tallied five goals, six assists and had a role in 12 shutouts. She was also the captain of the squad in both her junior and senior years.

She graduated from Tulsa in 2011 with a bachelor's degree in exercise sports science.

A native of Vancouver, Canada, Washington also enjoyed a highly successful club and Olympic Development career. In 2006, she started 21 of 24 games for the women's premier team in Canada, where she recorded 12 goals and 10 assists and helped her squad to regional and league titles.

She saw time with the Canadian Youth National Team in three-consecutive years. She also competed overseas in Spain, Denmark and Sweden where she helped her various teams win gold titles in all three countries.

She and her husband, Travis, reside in Jonesboro. In her free time, she enjoys spending quality time with family, outdoor activities, traveling and serving the church.



# Daniel O'Hare

Assistant Coach • Third Season

Daniel O'Hare is entering his third season as a graduate assistant coach for the Arkansas State women's soccer team.

O'Hare serves as the Red Wolves' goalkeeper coach and guided his group to the best single-season goals-against-average in school history at 0.85 in 2017. A-State rotated among two primary goalkeepers in Kelsey Ponder and Megan McClure. The pair combines to allow just 15 goals on the year and had six shutouts and nine victories.

Ponder took over as the team's primary keeper late in the year and was named as an All-Sun Belt Conference Second Team selection after she set numerous school records during the year. She broke her own record by collecting five shutouts on the year and currently possesses the lowest single-season goals-against average in the program's history at 0.57. She also owns the record for most wins by a goalkeeper in a career at 14 finished the year ranked in the top-five in saves percentage.

Before joining Arkansas, O'Hare had a two year appointment with McMinn United FC in Athens, Tenn., as the club's director of goalkeeping. Prior to that worked for FC Dallas

as a residential coach where he evaluated goalkeepers and outfield players for the recruitment to the FC Dallas Academy.

O'Hare played collegiately at the University of Limerick in Ireland for two years before transferring to the U.S. where he finished out his career at Tennessee Wesleyan University as a goalkeeper. The Bulldogs, who were ranked regularly in the top 25, advanced to the Appalachian Athletic Conference tournament in each of his two seasons with the squad, while winning 19 games and keeping 6 shutouts during his time with the club.

He also worked with Wimbleton FC Regional Academy in his hometown of Cork in Ireland as an assistant soccer coach and head goalkeeping coach for nearly four years before moving to the United States.

His duties at Arkansas State will include serving at the goalkeeper coach and assisting with the day-to-day operations of the team.

O'Hare graduated Tennessee Wesleyan with his bachelor's degree in Business Administration with an emphasis in finance. He is currently working on master's degree in Business Administration at Arkansas State.

## NUMERICAL

| No. | Name               | Ht. | Yr.  | Pos. | Exp. | Hometown/Last School                                   |
|-----|--------------------|-----|------|------|------|--|
| 0   | Eda Senger         | 5-6 | Jr.  | GK   | 1L   | Lake Hills, Ill. (Middle Tennessee)                    |
| 1   | Megan McClure      | 6-0 | Jr.  | GK   | 2L   | Webster Groves, Mo. (Webster Groves HS)                |
| 2   | Olivia Smith       | 5-6 | Jr.  | F/D  | 2L   | High Ridge, Mo. (Cor Jesu Academy)                     |
| 3   | Lindsey Brochu     | 5-5 | Sr.  | M    | 3L   | Berlin, Conn. (Berlin HS)                              |
| 4   | Lauren Johnson     | 5-5 | Fr.  | F    | HS   | Maumelle, Ark. (Central Arkansas Christian)            |
| 5   | Abby Harris        | 5-5 | Sr.  | M/F  | 3L   | Manahawkin, N.J. (Southern Regional HS)                |
| 6   | Victoria MacIntosh | 5-6 | Jr.  | M/D  | 2L   | Manchester, Mo. (Parkway South HS)                     |
| 7   | Sarah Sodoma       | 5-5 | Jr.  | F    | 2L   | Manchester, Mo. (Parkway South HS)                     |
| 8   | Nadia El Shami     | 5-4 | Fr.  | M/F  | HS   | Milton, Ga.  |
| 9   | Sophia Restrepo    | 5-7 | So.  | M/D  | 1L   | Cape Coral, Fla. (Estero HS)                           |
| 10  | Abigail Glockzin   | 5-4 | Fr.  | F    | HS   | Carrollton, Texas                                      |
| 11  | Hailey Schue       | 5-5 | Jr.  | M    | 2L   | Chesterfield, Mo. (Lafayette HS)                       |
| 13  | Payton Moore       | 5-7 | Jr.  | D    | TR   | Collierville, Tenn. (Briarcrest Christian/Chattanooga) |
| 14  | Maggie Ertl        | 5-9 | Jr.  | F    | 2L   | Tulsa, Okla. (Bishop Kelley HS)                        |
| 16  | Bailey Gellis      | 5-9 | Jr.  | F    | 2L   | West Creek, N.J. (Southern Regional HS)                |
| 17  | Peyton Trester     | 5-6 | Jr.  | F/D  | 2L   | Kansas City, Mo. (Liberty HS)                          |
| 18  | Hailey Furio       | 5-5 | Jr.  | M    | 2L   | Naperville, Ill. (Neuqua Valley HS)                    |
| 20  | Dana O'Boye        | 5-8 | Sr.  | D    | 3L   | Plainfield, Ill. (Plainfield HS)                       |
| 21  | Julianna Coates    | 5-9 | Jr.  | D    | 2L   | Tulsa, Okla. (Union HS)                                |
| 22  | Annica Karlsson    | 5-6 | RSr. | M    | 1L   | Vantaa, Finland (Makelanrinne Sports HS)               |
| 23  | Olivia Luther      | 5-8 | Fr.  | GK   | HS   | Lakeland, Tenn.  |
| 25  | Riley Minard       | 5-5 | So.  | D    | 1L   | Overland Park, Kan. (Blue Valley Southwest HS)         |
| 26  | Haley Husted       | 5-6 | So.  | M    | 1L   | Norman, Okla. (Norman HS)                              |
| 27  | Hannah Maupin      | 5-6 | So.  | D    | 1L   | Blue Springs, Mo. (Blue Springs South HS)              |
| 29  | Noel Miller        | 5-4 | Fr.  | GK   | HS   | Sanford, Fla. (Lake Mary HS)                           |

## Coaching Staff:

Brian Dooley – Head Coach

Shannon Washington – Associate Head Coach

Daniel O'Hare – Assistant Coach

Chandler Stephens – Athletic Trainer

## RETURNING PLAYERS



# Lindsey Brochu

Senior • 5-5

Midfielder • Berlin, Conn.

Berlin HS

# 3

### CAREER HIGHS

**POINTS:** 2 vs. Georgia State (10/16/16)

**GOALS:** 1 vs Georgia State (10/16/16)

**ASSISTS:** 0

**SHOTS:** 2(2x) Last: vs. Omaha (8/19/18)

### AS A JUNIOR (2018)

Played and started in all 18 games for the Red Wolves in the 2018 campaign ... Took nine shots for the season which three were on goal for a .222 SOG percentage ... named to the Athletic Director Honor Roll.

### AS A SOPHOMORE (2017)

Appeared in seven games ... Suffered a broken wrist in late October that caused her to miss 10 games ... Returned to play against Little Rock in the Sun Belt Conference Tournament ... Took just one shot on the year against Missouri State on Aug. 18 ... Named to the Athletic Director Honor Roll.

### AS A FRESHMAN (2016)

Appeared in 17 games with 15 starts on the season ... Scores her only goal of the season on Oct. 16 against Georgia State ... Helped solidify the midfield with ability to cover all parts of the pitch ... Played a full 90 minutes in seven matches, including 110 minutes in a tie with Troy on Sept. 18 ... Took eight shots with four landing on target ... Totaled 1,231 minutes played ... Named to the Athletic Director's Honor Roll.


### CLUB TEAM

Member of the FSA FC ECNL U18 team coached by Erin Fisher ... She also played for SoccerPlus Elite (U16) and FSA United (U13-15).

### CAREER STATISTICS

| Year         | GP        | Min         | Goals    | Assists  | Points   | Shots     | Shot %      | SOG      | SOG %       | GW       | PK-ATT     |
|--------------|-----------|-------------|----------|----------|----------|-----------|-------------|----------|-------------|----------|------------|
| 2016         | 17        | 1231        | 1        | 0        | 2        | 8         | .125        | 4        | .500        | 0        | 0-0        |
| 2017         | 5         | 374         | 0        | 0        | 0        | 1         | .000        | 1        | 1.000       | 0        | 0-0        |
| 2018         | 18        | 1538        | 0        | 0        | 0        | 9         | .000        | 2        | .222        | 0        | 0-0        |
| <b>Total</b> | <b>40</b> | <b>3143</b> | <b>1</b> | <b>0</b> | <b>2</b> | <b>18</b> | <b>.056</b> | <b>7</b> | <b>.389</b> | <b>0</b> | <b>0-0</b> |

## RETURNING PLAYERS



# Abby Harris

Senior • 5-5

Midfielder/Foward • Manahawkin, N.J.

Southern Regional HS

# 5

### CAREER HIGHS

**POINTS:** 1 at Oral Roberts (9/2/18)

**GOALS:** 0

**ASSISTS:** 1 at Oral Roberts (9/2/18)

**SHOTS:** 2 (4x)

### AS A JUNIOR (2018)

Appeared in 16 games all of which were starts ... captured one assist on the year Sept. 2 against Oral Roberts ... scored one goal on the season ... named the Athletic Director's Honor Roll.

### AS A SOPHOMORE (2017)

Appeared in 16 games and made 15 starts ... Captured her only assist of the season against Oral Roberts on Sept. 1 ... Took a season-high two shots against Louisiana on Sept. 15 ... Named to the Athletic Director's Honor Roll.

### AS A FRESHMAN (2016)

Appeared in 15 games with eight starts ... Logged 839 minutes on the year with a season-high of 76 at Little Rock on Oct. 2 ... Took eight shots with three landing on target ... Tied a season-high with two shots at Southeastern Louisiana, against UCA and against Mississippi Valley State ... Split her time between midfield and forward positions ... Named to the Athletic Director's Honor Roll.

### HIGH SCHOOL

Prepped at Southern High School in Manahawkin, N.J., under the direction of head coach Ed Decker where she was named the 2015 Offensive Player of the Year. She also earned the top goal scorer honor and was named her team's Most Valuable Player.

### CLUB TEAM

Played club soccer for South Jersey Academy FC Academy for head coach Jimmy Dellapietro.

### CAREER STATISTICS

| Year         | GP        | Min         | Goals    | Assists  | Points   | Shots     | Shot %      | SOG      | SOG %       | GW       | PK-ATT     |
|--------------|-----------|-------------|----------|----------|----------|-----------|-------------|----------|-------------|----------|------------|
| 2016         | 15        | 839         | 0        | 0        | 0        | 8         | .000        | 3        | .375        | 0        | 0-0        |
| 2017         | 16        | 740         | 0        | 1        | 1        | 6         | .000        | 3        | .500        | 0        | 0-0        |
| 2018         | 16        | 304         | 0        | 1        | 1        | 0         | .000        | 0        | .000        | 0        | 0-0        |
| <b>Total</b> | <b>47</b> | <b>1883</b> | <b>0</b> | <b>2</b> | <b>2</b> | <b>14</b> | <b>.000</b> | <b>6</b> | <b>.429</b> | <b>0</b> | <b>0-0</b> |

## RETURNING PLAYERS



# Dana O'Boye

**Senior • 5-8**  
**Defender • Plainfield, Ill.**  
**Plainfield HS**

# 20

### CAREER HIGHS

**POINTS:** 4 at Missouri State (8/18/17)

**GOALS:** 2 at Missouri State (8/18/17)

**ASSISTS:** 1(2x) Last: vs Saint Louis (8/27/17)

**SHOTS:** 3(2x) Last: vs Little Rock (11/1/17)

### AS A JUNIOR (2018)

Started all 18 games, leading the Red Wolves in minutes played (1,666) ... Netted one goal on three shots, two on goal ... Scored A-State's lone penalty kick attempt on Sept. 21 vs. ULM in the 59th minute ... Named to the Athletic Director Honor Roll.

### AS A SOPHOMORE (2017)

Appeared and started in 16 games ... Tied for second on the team with four goals ... Scored two goals against Missouri State in the season opener on Aug. 18 ... Both goals were penalty kick goals during regulation ... Added another goal against Oral Roberts on Sept. 1 and then scored her final goal of the year on Nov. 1 in the Sun Belt Conference Tournament against Little Rock ... Had eight shots on the year with five landing on target ... Converted all three of her penalty kicks that she attempted ... Named to the Athletic Director's Honor Roll.

### AS A FRESHMAN (2016)

Appeared and started in 17 games ... Logged 1,578 minutes ... Play full-time in 15 matches ... Was second on the team in minutes played ... Tallied an assist against at Troy on Sept. 18 ... Took six shots on the season with two landing on goal ... A central piece to one of the league's best defensive units ... Named to the Athletic Director's Honor Roll.

### HIGH SCHOOL

Prepped at Plainfield High School where she was a two sport athlete.

### CLUB TEAM

Played for the Eclipse Select Club where she helped her team win the ECNL National Championship in 2013 at the U-15 level and another in 2014 at the U-16 level. In 2015 the U-17 squad earned a fifth place finish at the national tournament and was coached by Rory Dames, who is the current head coach for the Chicago Red Stars of the National Women's Soccer League.

### CAREER STATISTICS

| Year         | GP        | Min         | Goals    | Assists  | Points    | Shots     | Shot %      | SOG      | SOG %       | GW       | PK-ATT     |
|--------------|-----------|-------------|----------|----------|-----------|-----------|-------------|----------|-------------|----------|------------|
| 2016         | 17        | 1578        | 0        | 1        | 1         | 6         | .000        | 2        | .333        | 0        | 0-0        |
| 2017         | 16        | 1374        | 4        | 1        | 9         | 8         | .500        | 5        | .625        | 1        | 3-3        |
| 2018         | 18        | 1666        | 1        | 0        | 2         | 3         | .333        | 2        | .667        | 0        | 1-1        |
| <b>Total</b> | <b>51</b> | <b>4618</b> | <b>5</b> | <b>2</b> | <b>12</b> | <b>17</b> | <b>.294</b> | <b>9</b> | <b>.529</b> | <b>1</b> | <b>4-4</b> |



# Annica Karlsson

Senior • 5-6

Midfielder • Vantaa, Finland

Makelanrinne Sports HS

22

**CAREER HIGHS**

**POINTS:** 2 (2x) Last: vs MVSU (9/11/16)

**GOALS:** 1 (2x) Last: MVSU (9/11/16)

**ASSISTS:** 0

**SHOTS:** 2(2x) Last: at Murray St. (9/4/16)

**AS A SOPHOMORE (2017)**

Did not appear in a match ... Named to the Athletics Director Honor Roll.

**AS A SOPHOMORE (2017)**

Did not appear in a match ... Named to the Athletics Director Honor Roll.

**AS A FRESHMAN (2016)**

Appeared in 11 matches with three starts ... Tallied 446 minutes with a season-high 74 at Murray State on Sept. 4 and against Mississippi Valley State on Sept. 11 ... Scored a goal at La Tech on Aug. 28 and another against Mississippi Valley State on Sept. 11 ... Took six shots with five landing on goal ... Suffered a concussion against Appalachian State on Sept. 30 and was forced to sit out the remainder of the season ... Named to the Athletic Director's Honor Roll.

**CLUB TEAM**

Captured three championships since 2011 and most recently she helped her club team to the women's Finnish Championship in 2014 ... In 2013 she helped her team to their second Finnish championship ... In 2011 her squad won its first of three championships ... The 2011 season also proved to be a big for year for Karlsson as she claimed MVP honors at the Stadi Cup in Finland's top-flight division of soccer ... Has been recognized for exceptional soccer skills and won several individual medals throughout her youth and prep career at various levels.

**CAREER STATISTICS**

| Year         | GP        | Min        | Goals    | Assists  | Points   | Shots    | Shot %      | SOG      | SOG %       | GW       | PK-ATT     |
|--------------|-----------|------------|----------|----------|----------|----------|-------------|----------|-------------|----------|------------|
| 2016         | 11        | 446        | 2        | 0        | 4        | 6        | .333        | 5        | .833        | 0        | 0-0        |
| 2017         | 0         | 0          | 0        | 0        | 0        | 0        | .000        | 0        | .000        | 0        | 0-0        |
| 2018         | 0         | 0          | 0        | 0        | 0        | 0        | .000        | 0        | .000        | 0        | 0-0        |
| <b>Total</b> | <b>11</b> | <b>446</b> | <b>2</b> | <b>0</b> | <b>4</b> | <b>6</b> | <b>.333</b> | <b>5</b> | <b>.833</b> | <b>0</b> | <b>0-0</b> |



# Eda Senger

Junior • 5-6

Goalkeeper • Lake Hills, Ill.  
Huntley HS/Middle Tennessee

0

**CAREER HIGHS**

SAVES: 0

**AS A SOPHOMORE (2018)**

Saw limited playing time, only appearing in one of the team's matches.

**AS A FRESHMAN (at Middle Tennessee in 2017)**

Did not play.

**HIGH SCHOOL**

Played soccer at Huntley High School ... Was voted a team captain and named First Team All-Conference.

**CLUB TEAM**

Played five seasons of club soccer with Sockers FC Chicago.

**CAREER STATISTICS [A-STATE ONLY]**

| Year         | GP       | Min         | GA       | GAAvg       | Saves    | Save %      | W-L-T        | Sho      |
|--------------|----------|-------------|----------|-------------|----------|-------------|--------------|----------|
| 2018         | 1        | 6:22        | 0        | 0.00        | 0        | .000        | 0-0-0        | 0        |
| <b>Total</b> | <b>1</b> | <b>6:22</b> | <b>0</b> | <b>0.00</b> | <b>0</b> | <b>.000</b> | <b>0-0-0</b> | <b>0</b> |



# Megan McClure

Junior • 6-0

Goalkeeper • Webster Groves, Mo.

Webster Groves HS

# 1

## CAREER HIGHS

SAVES: 9 at Central Arkansas (9/3/17)

### AS A SOPHOMORE (2018)

Made 7 appearances, including 6 starts in goal ... Played 585 minutes ... Made 28 saves over those 7 appearances, allowing 9 goals on 86 shots faced ... Owned a 2-3-1 ledger ... Posted a shutout on Sept. 23 vs. Georgia State ... Collected 8 saves in a win at Tulsa on Aug. 31 ... Recorded 3 saves on Aug. 19 vs. Omaha.

### AS A FRESHMAN (2017)

Appeared in five games in goal and made four starts ... Collected her first career win in a 1-0 shutout against Central Arkansas on Sept. 3 ... Stopped a season-high nine shots in the match against the Bears ... Played all 110 minutes in a 1-1 draw with Appalachian State on Sept. 29 ... Finished with a .750 saves percentage and 1.68 goals-against-average ... Named to the Athletic Director's Honor Roll.

### HIGH SCHOOL


Led Webster Groves High School to a 22-4-2, which included a Class 3 district championship ... The team recorded 21 shutouts, all of which McClure was part of and she boasted a 0.28 goals-against average ... She led the St. Louis area with 22 victories in 2016 and had the fourth best winning percentage.

### CLUB TEAM

Participated in the St. Louis Scott Gallagher ECNL.

## CAREER STATISTICS

| Year  | GP | Min     | GA | GAAvg | Saves | Save % | W-L-T | Sho |
|-------|----|---------|----|-------|-------|--------|-------|-----|
| 2017  | 5  | 428:31  | 8  | 1.68  | 24    | .750   | 1-3-1 | 1   |
| 2018  | 7  | 585:17  | 9  | 1.38  | 28    | .757   | 2-3-1 | 1   |
| Total | 12 | 1013:48 | 17 | 1.51  | 52    | .754   | 3-6-2 | 2   |



# Olivia Smith

Junior • 5-6

Forward/Defender • High Ridge, Mo.  
Cor Jesu Academy

## 2

### CAREER HIGHS

**POINTS:** 2 vs CCU (10/8/17)

**GOALS:** 1 vs CCU (10/8/17)

**ASSISTS:** 1 vs Troy (9/17/17)

**SHOTS:** 2(4x) Last: at Texas St. (9/30/18)

### AS A SOPHOMORE (2018)

Started all 18 games, playing 1,462 minutes ... Attempted 4 shots with one on goal ... Named to the Athletic Director Honor Roll.

### AS A FRESHMAN (2017)

One of five players to start in all 17 games ... Played the second most minutes of any player at 1,402 ... Scored her first career goal against Coastal Carolina on Oct. 8 ... Captured her first career assist against Troy on Sept. 17 ... Made starts on the defensive back line, midfield and as a forward throughout the season ... Named to the Athletic Director Honor Roll.

### HIGH SCHOOL

Prepped at Cor Jesu Academy where she earned 2016 St. Louis West and Central Missouri All-Region honors for Class 4 schools ... She also earned second-team all-conference in 2015.


### CLUB TEAM

Helped Lou Fusz Soccer Club participate the 2016 Region II championship.

### CAREER STATISTICS

| Year         | GP        | Min         | Goals    | Assists  | Points   | Shots     | Shot %      | SOG      | SOG %       | GW       | PK-ATT     |
|--------------|-----------|-------------|----------|----------|----------|-----------|-------------|----------|-------------|----------|------------|
| 2017         | 17        | 1402        | 1        | 1        | 3        | 11        | .091        | 3        | .273        | 1        | 0-0        |
| 2018         | 18        | 1462        | 0        | 0        | 0        | 4         | .000        | 1        | .250        | 0        | 0-0        |
| <b>Total</b> | <b>35</b> | <b>2864</b> | <b>1</b> | <b>1</b> | <b>3</b> | <b>15</b> | <b>.067</b> | <b>4</b> | <b>.267</b> | <b>1</b> | <b>0-0</b> |

## RETURNING PLAYERS



# Victoria MacIntosh

Junior • 5-6

Midfielder/Defender • Manchester, Mo.  
Parkway South HS

# 6

### CAREER HIGHS

**POINTS:** 4 at UT Martin (9/8/17)

**GOALS:** 2 at UT Martin (9/8/17)

**ASSISTS:** 1(2x) Last: vs Georgia So. (10/19/18)

**SHOTS:** 3(2x) Last: at Georgia So. (10/1/17)

### AS A SOPHOMORE (2018)

Appeared and started in all 18 of the teams matches ... Earned three assist on the year, tallying three points ... Took 19 shots on the season six of which were on goal for a .316 shots on goal percentage ... named to the Athletic Director's Honor Roll.

### AS A FRESHMAN (2017)

Appeared in all 17 games and started in the final 15 games of the season ... Scored two goals against at UT Martin on Sept. 8, including the game-winning goal ... Ranked fifth on the team with 16 shots on the year ... Had four shots on goal ... Named to the Athletic Director's Honor Roll.

### HIGH SCHOOL

Prepped at Parkway South High School where she earned All-Class 1 Second-Team honors in 2016.

### CLUB TEAM

Helped Lou Fusz Soccer Club participate the 2016 Region II championship.

### CAREER STATISTICS

| Year         | GP        | Min         | Goals    | Assists  | Points   | Shots     | Shot %      | SOG       | SOG %       | GW       | PK-ATT     |
|--------------|-----------|-------------|----------|----------|----------|-----------|-------------|-----------|-------------|----------|------------|
| 2017         | 17        | 1183        | 2        | 0        | 4        | 16        | .125        | 4         | .250        | 1        | 0-0        |
| 2018         | 18        | 1362        | 0        | 3        | 3        | 19        | .000        | 6         | .316        | 0        | 0-0        |
| <b>Total</b> | <b>35</b> | <b>2545</b> | <b>2</b> | <b>3</b> | <b>7</b> | <b>35</b> | <b>.057</b> | <b>10</b> | <b>.286</b> | <b>1</b> | <b>0-0</b> |

## RETURNING PLAYERS



# Sarah Sodoma

Junior • 5-5

Forward • Manchester, Mo.

Parkway South HS

# 7

### CAREER HIGHS

**POINTS:** 4(2x) Last: vs Troy (9/17/17)

**GOALS:** 2(2x) Last: vs Troy (9/17/17)

**ASSISTS:** 1(5x) Last: vs Little Rock (10/31/18)

**SHOTS:** 7 vs Georgia Southern (10/19/18)

### AS A SOPHOMORE (2018)

Received All-SBC Conference Honors concluding the 2018 season ... Led the team with five goals on the year, which tied for the fourth most among the league's leaders ... Her 10 points were tied for second-most on the Red Wolves and ranked 10th in the league, while the Manchester, Mo., native's three goals against Sun Belt opponents also placed her among the top scorers ... scored two goals, each in dramatic fashion ... She scored the first goal of her A-State career against UT-Martin on Aug. 16 on a free kick from 20-plus yards out ... Then scored with 14 seconds to go against Appalachian State on Oct. 20 to send the match into overtime that also resulted in an Arkansas State victory.

### AS A FRESHMAN (2017)

Named the 2017 Sun Belt Conference Freshman of the Year ... The first player in school history to win the honor ... Also named to the All-Sun Belt Conference Second-Team ... Led the team with eight goals ... The total was tied for the fourth most in the league and was the most by a freshman in the conference ... The eight goals are also tied for the fourth most in school history in a single season ... Accumulated 20 points on the year which was the most of any SBC freshman and good for sixth most overall in the conference ... The 20 points are the fifth most in a single season in school history ... Named to the Athletic Director's Honor Roll.

### HIGH SCHOOL

Prepped at Parkway South High School where she earned Suburban West First-Team All-Conference honors in 2016 ... She also was a first-team all-conference selection in 2014 as a freshman.

### CLUB TEAM

Helped Lou Fusz Soccer Club participate the 2016 Region II championship.

### CAREER STATISTICS

| Year         | GP        | Min         | Goals     | Assists  | Points    | Shots     | Shot %      | SOG       | SOG %       | GW       | PK-ATT     |
|--------------|-----------|-------------|-----------|----------|-----------|-----------|-------------|-----------|-------------|----------|------------|
| 2017         | 17        | 1277        | 8         | 4        | 20        | 30        | .267        | 19        | .633        | 1        | 0-0        |
| 2018         | 18        | 1350        | 5         | 1        | 11        | 37        | .135        | 23        | .622        | 2        | 0-0        |
| <b>Total</b> | <b>35</b> | <b>2627</b> | <b>13</b> | <b>5</b> | <b>31</b> | <b>67</b> | <b>.194</b> | <b>42</b> | <b>.627</b> | <b>3</b> | <b>0-0</b> |

## RETURNING PLAYERS



# Hailey Schue

Junior • 5-5

Defender • Chesterfield, Mo.

Lafayette HS

# 11

### CAREER HIGHS

**POINTS:** 4(2x) Last: vs Troy (9/17/17)

**GOALS:** 2(2x) Last: vs Troy (9/17/17)

**ASSISTS:** 1(5x) Last: vs Little Rock (10/31/18)

**SHOTS:** 7 vs Georgia Southern (10/19/18)

### AS A SOPHOMORE (2018)

Saw limited minutes during the 2018 campaign, only appearing in two of the team's matches.

### AS A FRESHMAN (2017)

Appeared in 15 games with two starts on the year ... took her only shot of the season against South Alabama on Oct. 13 ... suffered a season ending knee injury in mid-October ... named to the Athletic Director's Honor Roll.

### HIGH SCHOOL

Prepped at Lafayette High School where she earned All-Class 1 First-Team honors in 2016


### CLUB TEAM

Helped Lou Fusz Soccer Club participate in the 2016 Region II championship.

### CAREER STATISTICS

| Year         | GP        | Min        | Goals    | Assists  | Points   | Shots    | Shot %      | SOG      | SOG %        | GW       | PK-ATT     |
|--------------|-----------|------------|----------|----------|----------|----------|-------------|----------|--------------|----------|------------|
| 2017         | 15        | 580        | 0        | 0        | 0        | 1        | .000        | 1        | 1.000        | 0        | 0-0        |
| 2018         | 2         | 12         | 0        | 0        | 0        | 0        | .000        | 0        | .000         | 0        | 0-0        |
| <b>Total</b> | <b>17</b> | <b>592</b> | <b>0</b> | <b>0</b> | <b>0</b> | <b>1</b> | <b>.000</b> | <b>1</b> | <b>1.000</b> | <b>0</b> | <b>0-0</b> |

## RETURNING PLAYERS



# Maggie Ertl

Junior • 5-9

Forward • Tulsa, Okla.

Bishop Kelley High School

# 14

### CAREER HIGHS

**POINTS:** 5 vs Georgia So. (10/19/18)

**GOALS:** 2 vs Georgia So. (10/19/18)

**ASSISTS:** 2(2x) Last: vs Georgia St. (9/23/18)

**SHOTS:** 8 vs Georgia So. (10/19/18)

### AS A SOPHOMORE (2018)

Appeared and started in 18 games ... led the conference with seven assists on the year and also held the top spot with 0.41 assists per game ... She also ranked fourth with points and averaged 0.88 points per game, which also was fourth in the league's rankings ... Her four goals were tied for the seventh most among all SBC players, while she was also the only player in to register a multi-assist game twice ... Posted two assists against Tulsa on Aug. 31 and then also added two more against Georgia State on Sept. 23. She also had a two-goal performance against Georgia Southern on Oct. 19.

### AS A FRESHMAN (2017)

Appeared and started 17 games ... Scored three goals on the year with her first coming against Oral Roberts on Sept. 1 ... Added another goal against Troy on Sept. 17 and her final one of the year at Georgia State on Oct. 20 ... Also added three assists ... Finished second on the team with 23 shots and tied for the team lead with 10 shots on goal ... Had one game-winning-goal ... Named the Athletic Director's Honor Roll.

### HIGH SCHOOL

Was named to the Tulsa World Honorable Mention team as a freshman and sophomore ... She was named the Tulsa World Athlete of the Week in 2016 after the junior scored back-to-back hat tricks, helping the Comets defeat Coweta 9-0 in the Class 5A state quarterfinal last and then OKC Heritage Hall 5-3 on Tuesday in the semifinals to advance to the state final ... In 2016 she was named to the All-Area team by Vype-Oklahoma.


### CLUB TEAM

Participated in the Blitz United Soccer Club system and mostly recently competed on the U19 squad.

### CAREER STATISTICS

| Year         | GP        | Min         | Goals    | Assists   | Points    | Shots     | Shot %      | SOG       | SOG %       | GW       | PK-ATT     |
|--------------|-----------|-------------|----------|-----------|-----------|-----------|-------------|-----------|-------------|----------|------------|
| 2017         | 17        | 911         | 3        | 3         | 9         | 23        | .130        | 10        | .435        | 1        | 0-0        |
| 2018         | 18        | 1308        | 4        | 7         | 15        | 35        | .114        | 16        | .457        | 1        | 0-0        |
| <b>Total</b> | <b>35</b> | <b>2219</b> | <b>7</b> | <b>10</b> | <b>24</b> | <b>58</b> | <b>.121</b> | <b>26</b> | <b>.448</b> | <b>2</b> | <b>0-0</b> |

## RETURNING PLAYERS



# Bailey Gellis

Junior • 5-9

Forward • West Creek, N.J.  
South Jersey Academy

# 16

### CAREER HIGHS

**POINTS:** 2 (2x) Last vs ULM (9/21/18)

**GOALS:** 1 (2x) Last vs ULM (9/21/18)

**ASSISTS:** 0

**SHOTS:** 4 vs ULM (9/21/18)

### AS A SOPHOMORE (2018)

Made 18 appearances, all in reserve, totaling 340 minutes ... Scored a pair of goals on 10 shot attempts ... Four of those 10 shots were on goal ... Netted a late goal vs. ULM on Sept. 21 ... Scored in the 40th minute in a 1-0 win at Oral Roberts on Sept. 2 ... Named to the Athletic Director Honor Roll.

### AS A FRESHMAN (2017)

Appeared in 16 games ... Took two shots with one landing on goal ... Played a season-high 44 minutes against Texas State on Sept. 24 ... Named to the Athletic Director's Honor Roll.

### HIGH SCHOOL


Excelled at both soccer and track and field in high school and earned a spot on the USA Today All-Shore Track and Field team as a sophomore.

### CLUB TEAM

A member of the South Jersey Academy and recently helped the U19 squad to a 11-11-2 record.

### CAREER STATISTICS

| Year         | GP        | Min        | Goals    | Assists  | Points   | Shots     | Shot %      | SOG      | SOG %       | GW       | PK-ATT     |
|--------------|-----------|------------|----------|----------|----------|-----------|-------------|----------|-------------|----------|------------|
| 2017         | 16        | 353        | 0        | 0        | 0        | 2         | .000        | 1        | .500        | 0        | 0-0        |
| 2018         | 18        | 340        | 2        | 0        | 4        | 10        | .200        | 4        | .400        | 1        | 0-0        |
| <b>Total</b> | <b>34</b> | <b>693</b> | <b>2</b> | <b>0</b> | <b>4</b> | <b>12</b> | <b>.167</b> | <b>5</b> | <b>.417</b> | <b>1</b> | <b>0-0</b> |



# Peyton Trester

Junior • 5-6

Forward/Defender • Kansas City, Mo.  
Liberty HS

17

**CAREER HIGHS**

POINTS: 0

GOALS: 0

ASSISTS: 1 vs UT Martin (8/16/18)

SHOTS: 1 at ULM (10/15/17)

**AS A SOPHOMORE (2018)**

Appeared in nine matches ... Earned one assist on the year ... Took two shots on the season one of which was on goal ... earned a .500 sog percentage ... named to the Athletic Director's Honor Roll.

**AS A FRESHMAN (2017)**

Appeared in 10 games ... Took her only shot of the season ULM on Oct. 15 ... Played a season-high 25 minutes against South Alabama on Oct. 13 ... Named to the Athletic Director's Honor Roll.

**HIGH SCHOOL**

Prepped at Liberty High School where she earned Second-Team All-Conference honors in 2016.

**CLUB TEAM**

Reached the semifinals of the 2016 Region II Championships while playing for FC Kansas City Forte Elite.

**CAREER STATISTICS**

| Year  | GP | Min | Goals | Assists | Points | Shots | Shot % | SOG | SOG % | GW | PK-ATT |
|-------|----|-----|-------|---------|--------|-------|--------|-----|-------|----|--------|
| 2017  | 10 | 122 | 0     | 0       | 0      | 1     | .000   | 1   | 1.000 | 0  | 0-0    |
| 2018  | 9  | 128 | 0     | 1       | 1      | 2     | .000   | 1   | .500  | 0  | 0-0    |
| Total | 19 | 250 | 0     | 1       | 1      | 3     | .000   | 2   | .667  | 0  | 0-0    |

## RETURNING PLAYERS



# Hailey Furio

Junior • 5-5

Midfielder • Naperville, Ill.

Nequa Valley HS

# 18

### CAREER HIGHS

**POINTS:** 3 vs Troy (9/17/17)

**GOALS:** 1(8x) Last vs Little Rock (10/31/18)

**ASSISTS:** 1(5x) Last: at UCA (9/9/18)

**SHOTS:** 3(2x) Last: at Texas St. (9/30/18)

### AS A SOPHOMORE (2018)

Appeared in 18 games ... Tied for a team-high five goals on the season, two of which were game winners ... captured two assists on the year, ultimately earning 12 points on the campaign ... Took 20 shots, nine of which landed on goal for a .450 sog percentage ... Named to the Athletic Director's Honor Roll.

### AS A FRESHMAN (2017)

Appeared in 17 games ... Scored three goals on the season which was tied for the third most in the league ... Added three assists to finish tied for the second most on the year ... Took six shots that all landed on goal ... All three of her goals proved to be game-winning goals ... Played a season-high 66 minutes against Little Rock on Sept. 22 and then matched the total at Georgia State on Oct. 20 ... Named to the Athletic Director's Honor Roll.

### HIGH SCHOOL


Played for Nequa Valley High School during her freshman season.

### CLUB TEAM

Member of the Sockers Football Club of ECNL and mostly recently competed with the U18/19 club that compiled a 6-5-3 record ... Helped her club team won the U.S. Club Soccer Nationals in 2012 and 2013 and helped her team qualify for the ECNL playoffs in 2014 and 2015 ... Her team also qualified to compete in the ECNL playoffs division.

### CAREER STATISTICS

| Year         | GP        | Min         | Goals    | Assists  | Points    | Shots     | Shot %      | SOG       | SOG %       | GW       | PK-ATT     |
|--------------|-----------|-------------|----------|----------|-----------|-----------|-------------|-----------|-------------|----------|------------|
| 2017         | 17        | 824         | 3        | 3        | 9         | 6         | .500        | 6         | 1.000       | 3        | 0-0        |
| 2018         | 18        | 1081        | 5        | 2        | 12        | 20        | .250        | 9         | .450        | 2        | 0-0        |
| <b>Total</b> | <b>35</b> | <b>1905</b> | <b>8</b> | <b>5</b> | <b>21</b> | <b>26</b> | <b>.308</b> | <b>15</b> | <b>.577</b> | <b>5</b> | <b>0-0</b> |



# Julianna Coates

Junior • 5-9

Defender • Tulsa, Okla.

Union HS

**21**

**CAREER HIGHS**

POINTS: 1 vs Troy (9/17/17)

GOALS: 0

ASSISTS: 1 vs Troy (9/17/17)

SHOTS: 2(2x) Last vs Little Rock (10/31/18)

**AS A SOPHOMORE (2018)**

Appeared and started in 18 of teams matches ... Took nine shots on the 2018 campaign.

**AS A FRESHMAN (2017)**

Appeared and started in 17 games ... Led the team in minutes played with 1,537 ... captured her only assist of the season against Troy on Sept. 17 ... Had four shots on the year with two landing on target.

**HIGH SCHOOL**

Prepped at Union High School where she helped her team to a 68-2 record in four varsity season ... Helped Union win three straight 6A state championships from 2015-17 and achieve of the No. 1 overall ranking by TopDrawer Soccer in 2015 and 2016 ... Also ranked No. 1 by Nation-Spring Soccer by USA today in 2016 ... Helped Union to a 36 game winning streak ... Won four straight District 6A-4 championships ... Invited to participate at the US Soccer Training Center in the fall of 2012 ... Was part of the Oklahoma Development Program from 2011-12.

**CLUB TEAM**

Played for TSC Hurricane ECNL 99 from 2012-17 where she helped the squad win the Texas Conference championship in 2016 with 16-0-5 record ... Helped lead the team to the Champions League Playoffs in 2014, 2015 and 2016.

**CAREER STATISTICS**

| Year  | GP | Min  | Goals | Assists | Points | Shots | Shot % | SOG | SOG % | GW | PK-ATT |
|-------|----|------|-------|---------|--------|-------|--------|-----|-------|----|--------|
| 2017  | 17 | 1537 | 0     | 1       | 1      | 4     | .000   | 2   | .500  | 0  | 0-0    |
| 2018  | 18 | 1618 | 0     | 0       | 0      | 9     | .000   | 0   | .000  | 0  | 0-0    |
| Total | 35 | 3155 | 0     | 1       | 1      | 13    | .000   | 2   | .154  | 0  | 0-0    |



# Sophia Restrepo

Sophomore • 5-7

Midfielder/Defender •

Cape Coral, Fla. • Estero HS

## 9

### CAREER HIGHS

POINTS: 0

GOALS: 0

ASSISTS: 0

SHOTS: 0

### AS A FRESHMAN (2018)

Did not play.

### HIGH SCHOOL


Prepped at Mariner High School where she scored 14 goals and had 19 assists as an attacking midfielder ... she was named as first-team all-area selection ... moved to Estero High School in the middle of her senior season where she scored one goal ... named as a second-team all-area selection in 2017 ... in 2016 and 2017 she combined to score 30 goals and added 37 assists.

### CLUB TEAM

Played for Weston FC which participated in the US Soccer Development Academy

### CAREER STATISTICS

| Year  | GP | Min | Goals | Assists | Points | Shots | Shot % | SOG | SOG % | GW | PK-ATT |
|-------|----|-----|-------|---------|--------|-------|--------|-----|-------|----|--------|
| 2018  | 0  | 0   | 0     | 0       | 0      | 0     | .000   | 0   | .000  | 0  | 0-0    |
| Total | 0  | 0   | 0     | 0       | 0      | 0     | .000   | 0   | .000  | 0  | 0-0    |



# Riley Minard

Sophomore • 5-5

Defender • Overland Park, Kan.

Blue Valley Southwest HS

**25**

**CAREER HIGHS**

POINTS: 0

GOALS: 0

ASSISTS: 0

SHOTS: 0

**AS A FRESHMAN (2018)**

Only appeared in three of the squad's matches.

**HIGH SCHOOL**

Prepped at Blue Valley Southwest High School where she helped lead the team to a state championship in 2017 ... Appeared in 21 matches and made 20 starts ... Scored three goals, including one in the state championship game ... Named as an Honorable Mention selection to the Eastern Kansas League in 2017 and was a second-team all-defense selection in 2016.

**CLUB TEAM**

Member of the FC Kansas City program where she most recently competed for the U-18/19 squad

**CAREER STATISTICS**

| Year         | GP       | Min       | Goals    | Assists  | Points   | Shots    | Shot %      | SOG      | SOG %       | GW       | PK-ATT     |
|--------------|----------|-----------|----------|----------|----------|----------|-------------|----------|-------------|----------|------------|
| 2018         | 3        | 26        | 0        | 0        | 0        | 0        | .000        | 0        | .000        | 0        | 0-0        |
| <b>Total</b> | <b>3</b> | <b>26</b> | <b>0</b> | <b>0</b> | <b>0</b> | <b>0</b> | <b>.000</b> | <b>0</b> | <b>.000</b> | <b>0</b> | <b>0-0</b> |

## RETURNING PLAYERS



# Haley Husted

Sophomore • 5-7

Midfielder • Norman, Okla.

Norman HS

# 26

### CAREER HIGHS

**POINTS:** 7 at Troy (10/12/18)

**GOALS:** 3 at Troy (10/12/18)

**ASSISTS:** 1 vs Troy (9/17/17)

**SHOTS:** 4 at Troy (10/12/18)

### AS A FRESHMAN (2018)

Appeared in 16 outings, making a pair of starts ... Totaled 635 minutes ... Made those minutes count, taking 10 shots with 7 on goal ... Netted 3 goals and added an assist for 7 points ... Also took a pair of corner kicks ... Posted a hat trick at Troy on Oct. 12 to power the Red Wolves to a 4-1 victory.

### HIGH SCHOOL

Prepped at Norman High School where she was an honorable mention all-city selection in 2016.

### CLUB TEAM

Plays for Oklahoma Energy FC of the National Premier League ... Ranked as the No. 1 team in Oklahoma and the No. 3 team in their region.

### CAREER STATISTICS

| Year         | GP        | Min        | Goals    | Assists  | Points   | Shots     | Shot %      | SOG      | SOG %       | GW       | PK-ATT     |
|--------------|-----------|------------|----------|----------|----------|-----------|-------------|----------|-------------|----------|------------|
| 2018         | 16        | 635        | 3        | 1        | 7        | 10        | .300        | 7        | .700        | 1        | 0-0        |
| <b>Total</b> | <b>16</b> | <b>635</b> | <b>3</b> | <b>1</b> | <b>7</b> | <b>10</b> | <b>.300</b> | <b>7</b> | <b>.700</b> | <b>1</b> | <b>0-0</b> |



# Hannah Maupin

Sophomore • 5-6

Defender • Blue Springs, Mo.

Blue Springs South HS

27

**CAREER HIGHS**

**POINTS:** 2 vs Georgia St. (9/23/18)

**GOALS:** 1 vs Georgia St. (9/23/18)

**ASSISTS:** 0

**SHOTS:** 2 vs Omaha (8/19/18)

**AS A FRESHMAN (2018)**

Made 12 appearances, playing 419 minutes ... Attempted 3 shots, with 2 on goal and one finding the back of the net ... Earned her first career goal on Sept. 23 vs. Georgia State ... Named to the Athletic Director Honor Roll.

**HIGH SCHOOL**


Prepped at Blue Springs South High School ... Scored three goals and had two assists in 2017, while also helping lead her team to five shutouts ... Named as a First-Team Defender on the 2017 Examiner All-Area Soccer Team ... Her older brother Austin plays soccer at Missouri State and her older sister Mollie plays soccer at UMKC.

**CLUB TEAM**

Played for Sporting Blue Valley where she was named to the 2018 Girls IMG Academy Top 150 watch list.

**CAREER STATISTICS**

| Year  | GP | Min | Goals | Assists | Points | Shots | Shot % | SOG | SOG % | GW | PK-ATT |
|-------|----|-----|-------|---------|--------|-------|--------|-----|-------|----|--------|
| 2018  | 12 | 419 | 1     | 0       | 2      | 3     | .333   | 2   | .667  | 0  | 0-0    |
| Total | 12 | 419 | 1     | 0       | 2      | 3     | .333   | 2   | .667  | 0  | 0-0    |



# Lauren Johnson

Freshman • 5-6

Forward • Maumelle, Ark.

Central Arkansas Christian HS


4

## HIGH SCHOOL

Played soccer at Central Arkansas Christian High School in North Little Rock ... All-State selection after scoring 20 goals and adding 22 assists for 62 total points as a senior ... Between 2016 and 2019, scored 114 goals, including a career high 48 as a junior ... Earned All-State honors in 2017, 2018 and 2019.

## CLUB TEAM

Played five seasons of club soccer with Sockers FC Chicago.



# Nadia El-Shami

Freshman • 5-9

Midfielder/Forward • Milton, Ga.

Milton HS


8

## HIGH SCHOOL

Helped Milton High School to the state championship game in the spring of 2018 ... All-Region 5-7A as a senior in 2019 ... Also spent time on the Libyan youth national team

## CLUB TEAM/OTHER

Member of the Tophat SC club ... Sister Layla played for Western Carolina, while her mother played soccer at Georgia State ... Her father, Fahmi El-Shami, played professionally in the NPSL.



# Abby Glockzin

Freshman • 5-7


Forward • Carrollton, Texas

Hebron HS

10

### HIGH SCHOOL

Two-star signee who prepped at Hebron High School where she scored eight goals as a senior ... District 5-6A First Team selection ... Was named to the TopDrawerSoccer.com FAB 50 list after scoring two goals in the first round of district play.



# Peyton Moore

Sophomore • 5-7

Defender • Collierville, Tenn.

Briarcrest Christian/Chattanooga

13

### BEFORE A-STATE (2018 AT CHATTANOOGA)


Played in all 19 of Chattanooga's matches in 2018, drawing 12 starts ... Played a total of 1,249 minutes as a freshman for the Mocs.

### HIGH SCHOOL/CLUB

Started every game in her high school career for Briarcrest Christian in the Memphis metro area ... Member of the 2015 DII-AA state championship team and helped the Saints to the 2014 and 2017 state runner-up finish ... 2016 All-Metro Best of Preps finalist for Player of the Year ... Two-time All-State, All-Region and All-Metro selection ... Played for the 2000 Lobos Rush Premier from 2017-2018, helping her team to the 2017 Division I state title and runner-up finish in 2015 ... Won the Disney Tournament in 2017, while also advancing to the Region 3 quarterfinals.

### PERSONAL

Daughter of James and Michelle Moore ... Brother Caleb is enrolled at the University of Memphis.



# Olivia Luther

Freshman • 5-7

Goalkeeper • Lakeland, Tenn.  
St. Benedict Auburndale HS

## 23

### HIGH SCHOOL

Starting goalkeeper for St. Benedict Auburndale High School in Memphis, Tenn. ... Earned All-State honors and was named Team MVP as both a junior and a senior ... Helped her team advance to the quarterfinals of the 2018 Division II-AA playoffs ...

Rated as a two-star recruit by TopDrawerSoccer.com

### CLUB TEAM

Competed for Lobos Rush based out of Collierville, Tenn.



# Noel Miller

Freshman • 5-7

Goalkeeper • Sanford, Fla.  
Lake Mary HS

## 29

### HIGH SCHOOL

Prepped at Lake Mary High School, where she started at goalkeeper for four years, earning second team All-Conference honors as both a freshman and a sophomore ... As a senior, earned First Team All-Conference laurels ... Lake Mary advanced to

the Class 5A soccer regional semifinals in 2017 with Miller serving as the starting goalkeeper.

### CLUB TEAM

Member of the Florida Kraze Krush ECNL 01 Team

## 2018 NOTABLES

### PONDER CONCLUDES DOMINANT CAREER

- Kelsey Ponder wrapped up an incredible career in the net for A-State.
- She finished with top-three spots in eight career goalkeeping categories including holding the top spot in goals against avg., wins, ties, shutouts, minutes played and games started.

### THREE RED WOLVES NAMED ALL-SBC ... AGAIN

- For the second year in a row, A-State had three players earn All-Conference honors when Maggie Ertl, Sarah Sodoma and Riley Ebenroth were each named to the league's second team.

### OFFENSIVE ERTL

- Maggie Ertl proved to be the offensive leader for the Red Wolves, leading in three categories including points (15), assists (7) and corner kicks taken (45).
- Her 7 assists was tied for the league lead in the Sun Belt Conference.
- Ertl also ranked second on the team in goals (4) and shots on goal (16).

### SODOMA CONTINUES OFFENSIVE SUCCESS

- After a breakout rookie campaign in which she earned Sun Belt Conference Freshman of the Year honors, Sarah Sodoma picked up right where she left off, leading the Red Wolves with 5 goals in her sophomore year.

### RED WOLVES FALL SHORT IN TOURNAMENT


- Arkansas State faced in-state rival Little Rock in the opening round of the SBC Tournament and fell to the Trojans 4-3 on penalty kicks.
- A-State had earned the No. 7 seed entering the competition and was in search of its first-ever victory in the tournament.
- A-State had advanced on penalty kicks before, but officially those matches are recognized as ties, leaving A-State without an official win in the postseason tournament.

### HAT TRICK HUSTED

- Freshman Haley Husted made waves in her debut season, most notably netting a hat trick on Oct. 12 at Troy in a 4-1 A-State victory. It was the first hat trick since 2011 for the Red Wolves. Husted also added an assist for 7 points.



Maggie Ertl



Sarah Sodoma

## 2018 REVIEW



| Record         | Overall | Home  | Away  | Neutral |
|----------------|---------|-------|-------|---------|
| All Games      | 8-7-3   | 5-2-1 | 3-5-1 | 0-0-1   |
| Conference     | 5-5-0   | 4-1-0 | 1-4-0 | 0-0-0   |
| Non-Conference | 3-2-3   | 1-1-1 | 2-1-1 | 0-0-1   |

| Date     | Opponent                          | Score                | Att. | Goal(s) Scored (Assists)   |
|----------|-----------------------------------|----------------------|------|--|
| Aug. 16  | UT MARTIN                         | 2-0 W                | 102  | Riley Ebenroth (unassisted)<br>Maggie Ertl (Peyton Trester)  |
| Aug. 19  | OMAHA                             | 1-1 <sup>2OT</sup> T | 141  | Maggie Ertl (Victoria MacIntosh; Hailey Furio)   |
| Aug. 24  | at Saint Louis                    | 1-1 <sup>2OT</sup> T | 771  | Hailey Furio (Maggie Ertl)   |
| Aug. 31  | at Tulsa                          | 2-1 <sup>OT</sup> W  | 165  | Sarah Sodoma (Maggie Ertl)<br>Hailey Furio (Maggie Ertl)   |
| Sept. 2  | at Oral Roberts                   | 1-0 W                | 301  | Bailey Gellis (Abby Harris; Hannah Davis)  |
| Sept. 9  | at Central Arkansas               | 1-2 L                | 105  | Sarah Sodoma (Hailey Furio)  |
| Sept. 13 | MEMPHIS                           | 0-3 L                | 115  | -  |
| Sept. 21 | ULM*                              | 4-0 W                | 188  | Sarah Sodoma (Riley Ebenroth)<br>OWN GOAL (corner kick)<br>Dana O'Boye (penalty kick)<br>Bailey Gellis (Shayla Dixon)                            |
| Sept. 23 | GEORGIA STATE*                    | 2-0 W                | 88   | Hailey Furio (Maggie Ertl)<br>Hannah Maupin (Maggie Ertl)  |
| Sept. 28 | at Louisiana*                     | 0-1 L                | 362  | -  |
| Sept. 30 | at Texas State*                   | 1-2 L                | 475  | Taylor Schneider (Riley Ebenroth)  |
| Oct. 4   | SOUTH ALABAMA*                    | 0-1 <sup>OT</sup> L  | 178  | -  |
| Oct. 12  | at Troy*                          | 4-1 W                | 332  | Taylor Schneider (Haley Husted)<br>Haley Husted (Madison Garrison; Victoria MacIntosh)<br>Haley Husted (unassisted)<br>Haley Husted (unassisted) |
| Oct. 14  | at Little Rock*                   | 0-3 L                | 523  | -  |
| Oct. 19  | GEORGIA SOUTHERN*                 | 3-1 W                | 168  | Sarah Sodoma (Maggie Ertl; Victoria MacIntosh)<br>Maggie Ertl (unassisted)<br>Maggie Ertl (unassisted)   |
| Oct. 20  | APPALACHIAN STATE*                | 2-1 <sup>OT</sup> W  | 347  | Riley Ebenroth (unassisted)<br>Sarah Sodoma (Maggie Ertl)  |
| Oct. 25  | at Coastal Carolina*              | 1-2 <sup>OT</sup> L  | 113  | Hailey Furio (corner kick)   |
| Oct. 31  | vs No. 2 Little Rock <sup>^</sup> | 1-1 <sup>3OT</sup> T | 0    | Hailey Furio (Sarah Sodoma)  |

Little Rock advanced 3-3 on penalty kicks

\* = Conference Game

<sup>^</sup> = SBC Tournament

| Attendance Summary | GAMES | Attendance | Avg/Game |
|--------------------|-------|------------|----------|
| Home               | 8     | 1327       | 166      |
| Away               | 9     | 3147       | 350      |
| Neutral            | 1     | 0          | 0        |
| Total              | 18    | 4474       | 264      |





# 2018 BOX SCORES



## Soccer Box Score (Final) The Automated ScoreBook

UT Martin vs Arkansas State (Aug 16, 2018 at Jonesboro, Arkansas)

UT Martin (1-0-0) vs. Arkansas State (0-3-0)  
Date: Aug 15, 2018 • Attendance: 102  
Weather: 91 degrees with wind SW 11 mph and 73% humidity

| UT Martin |        | Arkansas State |    |   |   |    |     |
|-----------|--------|----------------|----|---|---|----|-----|
| No. #     | Player | Sh             | SO | G | A | Fo | Min |
| gk        | 0      | 1              | 0  | 0 | 0 | 0  | 90  |
| d         | 5      | 0              | 0  | 0 | 0 | 0  | 90  |
| d         | 6      | 0              | 0  | 0 | 0 | 0  | 90  |
| d         | 8      | 0              | 0  | 0 | 0 | 0  | 90  |
| d         | 10     | 0              | 0  | 0 | 0 | 0  | 90  |
| d         | 11     | 0              | 0  | 0 | 0 | 0  | 90  |
| d         | 12     | 0              | 0  | 0 | 0 | 0  | 90  |
| d         | 13     | 0              | 0  | 0 | 0 | 0  | 90  |
| d         | 14     | 0              | 0  | 0 | 0 | 0  | 90  |
| d         | 15     | 0              | 0  | 0 | 0 | 0  | 90  |
| d         | 16     | 0              | 0  | 0 | 0 | 0  | 90  |
| d         | 17     | 0              | 0  | 0 | 0 | 0  | 90  |
| d         | 18     | 0              | 0  | 0 | 0 | 0  | 90  |
| d         | 19     | 0              | 0  | 0 | 0 | 0  | 90  |
| d         | 20     | 0              | 0  | 0 | 0 | 0  | 90  |
| d         | 21     | 0              | 0  | 0 | 0 | 0  | 90  |
| d         | 22     | 0              | 0  | 0 | 0 | 0  | 90  |
| d         | 23     | 0              | 0  | 0 | 0 | 0  | 90  |
| d         | 24     | 0              | 0  | 0 | 0 | 0  | 90  |
| d         | 25     | 0              | 0  | 0 | 0 | 0  | 90  |
| d         | 26     | 0              | 0  | 0 | 0 | 0  | 90  |
| d         | 27     | 0              | 0  | 0 | 0 | 0  | 90  |
| d         | 28     | 0              | 0  | 0 | 0 | 0  | 90  |
| d         | 29     | 0              | 0  | 0 | 0 | 0  | 90  |
| d         | 30     | 0              | 0  | 0 | 0 | 0  | 90  |
| d         | 31     | 0              | 0  | 0 | 0 | 0  | 90  |
| d         | 32     | 0              | 0  | 0 | 0 | 0  | 90  |
| d         | 33     | 0              | 0  | 0 | 0 | 0  | 90  |
| d         | 34     | 0              | 0  | 0 | 0 | 0  | 90  |
| d         | 35     | 0              | 0  | 0 | 0 | 0  | 90  |
| d         | 36     | 0              | 0  | 0 | 0 | 0  | 90  |
| d         | 37     | 0              | 0  | 0 | 0 | 0  | 90  |
| d         | 38     | 0              | 0  | 0 | 0 | 0  | 90  |
| d         | 39     | 0              | 0  | 0 | 0 | 0  | 90  |
| d         | 40     | 0              | 0  | 0 | 0 | 0  | 90  |
| d         | 41     | 0              | 0  | 0 | 0 | 0  | 90  |
| d         | 42     | 0              | 0  | 0 | 0 | 0  | 90  |
| d         | 43     | 0              | 0  | 0 | 0 | 0  | 90  |
| d         | 44     | 0              | 0  | 0 | 0 | 0  | 90  |
| d         | 45     | 0              | 0  | 0 | 0 | 0  | 90  |
| d         | 46     | 0              | 0  | 0 | 0 | 0  | 90  |
| d         | 47     | 0              | 0  | 0 | 0 | 0  | 90  |
| d         | 48     | 0              | 0  | 0 | 0 | 0  | 90  |
| d         | 49     | 0              | 0  | 0 | 0 | 0  | 90  |
| d         | 50     | 0              | 0  | 0 | 0 | 0  | 90  |
| d         | 51     | 0              | 0  | 0 | 0 | 0  | 90  |
| d         | 52     | 0              | 0  | 0 | 0 | 0  | 90  |
| d         | 53     | 0              | 0  | 0 | 0 | 0  | 90  |
| d         | 54     | 0              | 0  | 0 | 0 | 0  | 90  |
| d         | 55     | 0              | 0  | 0 | 0 | 0  | 90  |
| d         | 56     | 0              | 0  | 0 | 0 | 0  | 90  |
| d         | 57     | 0              | 0  | 0 | 0 | 0  | 90  |
| d         | 58     | 0              | 0  | 0 | 0 | 0  | 90  |
| d         | 59     | 0              | 0  | 0 | 0 | 0  | 90  |
| d         | 60     | 0              | 0  | 0 | 0 | 0  | 90  |
| d         | 61     | 0              | 0  | 0 | 0 | 0  | 90  |
| d         | 62     | 0              | 0  | 0 | 0 | 0  | 90  |
| d         | 63     | 0              | 0  | 0 | 0 | 0  | 90  |
| d         | 64     | 0              | 0  | 0 | 0 | 0  | 90  |
| d         | 65     | 0              | 0  | 0 | 0 | 0  | 90  |
| d         | 66     | 0              | 0  | 0 | 0 | 0  | 90  |
| d         | 67     | 0              | 0  | 0 | 0 | 0  | 90  |
| d         | 68     | 0              | 0  | 0 | 0 | 0  | 90  |
| d         | 69     | 0              | 0  | 0 | 0 | 0  | 90  |
| d         | 70     | 0              | 0  | 0 | 0 | 0  | 90  |
| d         | 71     | 0              | 0  | 0 | 0 | 0  | 90  |
| d         | 72     | 0              | 0  | 0 | 0 | 0  | 90  |
| d         | 73     | 0              | 0  | 0 | 0 | 0  | 90  |
| d         | 74     | 0              | 0  | 0 | 0 | 0  | 90  |
| d         | 75     | 0              | 0  | 0 | 0 | 0  | 90  |
| d         | 76     | 0              | 0  | 0 | 0 | 0  | 90  |
| d         | 77     | 0              | 0  | 0 | 0 | 0  | 90  |
| d         | 78     | 0              | 0  | 0 | 0 | 0  | 90  |
| d         | 79     | 0              | 0  | 0 | 0 | 0  | 90  |
| d         | 80     | 0              | 0  | 0 | 0 | 0  | 90  |
| d         | 81     | 0              | 0  | 0 | 0 | 0  | 90  |
| d         | 82     | 0              | 0  | 0 | 0 | 0  | 90  |
| d         | 83     | 0              | 0  | 0 | 0 | 0  | 90  |
| d         | 84     | 0              | 0  | 0 | 0 | 0  | 90  |
| d         | 85     | 0              | 0  | 0 | 0 | 0  | 90  |
| d         | 86     | 0              | 0  | 0 | 0 | 0  | 90  |
| d         | 87     | 0              | 0  | 0 | 0 | 0  | 90  |
| d         | 88     | 0              | 0  | 0 | 0 | 0  | 90  |
| d         | 89     | 0              | 0  | 0 | 0 | 0  | 90  |
| d         | 90     | 0              | 0  | 0 | 0 | 0  | 90  |
| d         | 91     | 0              | 0  | 0 | 0 | 0  | 90  |
| d         | 92     | 0              | 0  | 0 | 0 | 0  | 90  |
| d         | 93     | 0              | 0  | 0 | 0 | 0  | 90  |
| d         | 94     | 0              | 0  | 0 | 0 | 0  | 90  |
| d         | 95     | 0              | 0  | 0 | 0 | 0  | 90  |
| d         | 96     | 0              | 0  | 0 | 0 | 0  | 90  |
| d         | 97     | 0              | 0  | 0 | 0 | 0  | 90  |
| d         | 98     | 0              | 0  | 0 | 0 | 0  | 90  |
| d         | 99     | 0              | 0  | 0 | 0 | 0  | 90  |
| d         | 100    | 0              | 0  | 0 | 0 | 0  | 90  |
| d         | 101    | 0              | 0  | 0 | 0 | 0  | 90  |
| d         | 102    | 0              | 0  | 0 | 0 | 0  | 90  |
| d         | 103    | 0              | 0  | 0 | 0 | 0  | 90  |
| d         | 104    | 0              | 0  | 0 | 0 | 0  | 90  |
| d         | 105    | 0              | 0  | 0 | 0 | 0  | 90  |
| d         | 106    | 0              | 0  | 0 | 0 | 0  | 90  |
| d         | 107    | 0              | 0  | 0 | 0 | 0  | 90  |
| d         | 108    | 0              | 0  | 0 | 0 | 0  | 90  |
| d         | 109    | 0              | 0  | 0 | 0 | 0  | 90  |
| d         | 110    | 0              | 0  | 0 | 0 | 0  | 90  |
| d         | 111    | 0              | 0  | 0 | 0 | 0  | 90  |
| d         | 112    | 0              | 0  | 0 | 0 | 0  | 90  |
| d         | 113    | 0              | 0  | 0 | 0 | 0  | 90  |
| d         | 114    | 0              | 0  | 0 | 0 | 0  | 90  |
| d         | 115    | 0              | 0  | 0 | 0 | 0  | 90  |
| d         | 116    | 0              | 0  | 0 | 0 | 0  | 90  |
| d         | 117    | 0              | 0  | 0 | 0 | 0  | 90  |
| d         | 118    | 0              | 0  | 0 | 0 | 0  | 90  |
| d         | 119    | 0              | 0  | 0 | 0 | 0  | 90  |
| d         | 120    | 0              | 0  | 0 | 0 | 0  | 90  |
| d         | 121    | 0              | 0  | 0 | 0 | 0  | 90  |
| d         | 122    | 0              | 0  | 0 | 0 | 0  | 90  |
| d         | 123    | 0              | 0  | 0 | 0 | 0  | 90  |
| d         | 124    | 0              | 0  | 0 | 0 | 0  | 90  |
| d         | 125    | 0              | 0  | 0 | 0 | 0  | 90  |
| d         | 126    | 0              | 0  | 0 | 0 | 0  | 90  |
| d         | 127    | 0              | 0  | 0 | 0 | 0  | 90  |
| d         | 128    | 0              | 0  | 0 | 0 | 0  | 90  |
| d         | 129    | 0              | 0  | 0 | 0 | 0  | 90  |
| d         | 130    | 0              | 0  | 0 | 0 | 0  | 90  |
| d         | 131    | 0              | 0  | 0 | 0 | 0  | 90  |
| d         | 132    | 0              | 0  | 0 | 0 | 0  | 90  |
| d         | 133    | 0              | 0  | 0 | 0 | 0  | 90  |
| d         | 134    | 0              | 0  | 0 | 0 | 0  | 90  |
| d         | 135    | 0              | 0  | 0 | 0 | 0  | 90  |
| d         | 136    | 0              | 0  | 0 | 0 | 0  | 90  |
| d         | 137    | 0              | 0  | 0 | 0 | 0  | 90  |
| d         | 138    | 0              | 0  | 0 | 0 | 0  | 90  |
| d         | 139    | 0              | 0  | 0 | 0 | 0  | 90  |
| d         | 140    | 0              | 0  | 0 | 0 | 0  | 90  |
| d         | 141    | 0              | 0  | 0 | 0 | 0  | 90  |
| d         | 142    | 0              | 0  | 0 | 0 | 0  | 90  |
| d         | 143    | 0              | 0  | 0 | 0 | 0  | 90  |
| d         | 144    | 0              | 0  | 0 | 0 | 0  | 90  |
| d         | 145    | 0              | 0  | 0 | 0 | 0  | 90  |
| d         | 146    | 0              | 0  | 0 | 0 | 0  | 90  |
| d         | 147    | 0              | 0  | 0 | 0 | 0  | 90  |
| d         | 148    | 0              | 0  | 0 | 0 | 0  | 90  |
| d         | 149    | 0              | 0  | 0 | 0 | 0  | 90  |
| d         | 150    | 0              | 0  | 0 | 0 | 0  | 90  |
| d         | 151    | 0              | 0  | 0 | 0 | 0  | 90  |
| d         | 152    | 0              | 0  | 0 | 0 | 0  | 90  |
| d         | 153    | 0              | 0  | 0 | 0 | 0  | 90  |
| d         | 154    | 0              | 0  | 0 | 0 | 0  | 90  |
| d         | 155    | 0              | 0  | 0 | 0 | 0  | 90  |
| d         | 156    | 0              | 0  | 0 | 0 | 0  | 90  |
| d         | 157    | 0              | 0  | 0 | 0 | 0  | 90  |
| d         | 158    | 0              | 0  | 0 | 0 | 0  | 90  |
| d         | 159    | 0              | 0  | 0 | 0 | 0  | 90  |
| d         | 160    | 0              | 0  | 0 | 0 | 0  | 90  |
| d         | 161    | 0              | 0  | 0 | 0 | 0  | 90  |
| d         | 162    | 0              | 0  | 0 | 0 | 0  | 90  |
| d         | 163    | 0              | 0  | 0 | 0 | 0  | 90  |
| d         | 164    | 0              | 0  | 0 | 0 | 0  | 90  |
| d         | 165    | 0              | 0  | 0 | 0 | 0  | 90  |
| d         | 166    | 0              | 0  | 0 | 0 | 0  | 90  |
| d         | 167    | 0              | 0  | 0 | 0 | 0  | 90  |
| d         | 168    | 0              | 0  | 0 | 0 | 0  | 90  |
| d         | 169    | 0              | 0  | 0 | 0 | 0  | 90  |
| d         | 170    | 0              | 0  | 0 | 0 | 0  | 90  |
| d         | 171    | 0              | 0  | 0 | 0 | 0  | 90  |
| d         | 172    | 0              | 0  | 0 | 0 | 0  | 90  |
| d         | 173    | 0              | 0  | 0 | 0 | 0  | 90  |
| d         | 174    | 0              | 0  | 0 | 0 | 0  | 90  |
| d         | 175    | 0              | 0  | 0 | 0 | 0  | 90  |
| d         | 176    | 0              | 0  | 0 | 0 | 0  | 90  |
| d         | 177    | 0              | 0  | 0 | 0 | 0  | 90  |
| d         | 178    | 0              | 0  | 0 | 0 | 0  | 90  |
| d         | 179    | 0              | 0  | 0 | 0 | 0  | 90  |
| d         | 180    | 0              | 0  | 0 | 0 | 0  | 90  |
| d         | 181    | 0              | 0  | 0 | 0 | 0  | 90  |
| d         | 182    | 0              | 0  | 0 | 0 | 0  | 90  |
| d         | 183    | 0              | 0  | 0 | 0 | 0  | 90  |
| d         | 184    | 0              | 0  | 0 | 0 | 0  | 90  |
| d         | 185    | 0              | 0  | 0 | 0 | 0  | 90  |
| d         | 186    | 0              | 0  | 0 | 0 | 0  | 90  |
| d         | 187    | 0              | 0  | 0 | 0 | 0  | 90  |
| d         | 188    | 0              | 0  | 0 | 0 | 0  | 90  |
| d         | 189    | 0              | 0  | 0 | 0 | 0  | 90  |
| d         | 190    | 0              | 0  | 0 | 0 | 0  | 90  |
| d         | 191    | 0              | 0  | 0 | 0 | 0  | 90  |
| d         | 192    | 0              | 0  | 0 | 0 | 0  | 90  |
| d         | 193    | 0              | 0  | 0 | 0 | 0  | 90  |
| d         | 194    | 0              | 0  | 0 | 0 | 0  | 90  |
| d         | 195    | 0              | 0  | 0 | 0 | 0  | 90  |
| d         | 196    | 0              | 0  | 0 | 0 | 0  | 90  |
| d         | 197    | 0              | 0  | 0 | 0 | 0  | 90  |
| d         | 198    | 0              | 0  | 0 | 0 | 0  | 90  |
| d         | 199    | 0              | 0  | 0 | 0 | 0  | 90  |
| d         | 200    | 0              | 0  | 0 | 0 | 0  | 90  |
| d         | 201    | 0              | 0  | 0 | 0 | 0  | 90  |
| d         | 202    | 0              | 0  | 0 | 0 | 0  | 90  |
| d         | 203    | 0              | 0  | 0 | 0 | 0  | 90  |
| d         | 204    | 0              | 0  | 0 | 0 | 0  | 90  |
| d         | 205    | 0              | 0  | 0 | 0 | 0  | 90  |
| d         | 206    | 0              | 0  | 0 | 0 | 0  | 90  |
| d         | 207    | 0              | 0  | 0 | 0 | 0  | 90  |
| d         | 208    | 0              | 0  | 0 | 0 | 0  | 90  |
| d         | 209    | 0              | 0  | 0 | 0 | 0  | 90  |
| d         | 210    | 0              | 0  | 0 | 0 | 0  | 90  |
| d         | 211    | 0              | 0  | 0 | 0 | 0  | 90  |
| d         | 212    | 0              | 0  | 0 | 0 | 0  | 90  |
| d         | 213    | 0              | 0  | 0 | 0 | 0  | 90  |
| d         | 214    | 0              | 0  | 0 | 0 | 0  | 90  |
| d         | 215    | 0              | 0  | 0 | 0 | 0  | 90  |
| d         | 216    | 0              | 0  | 0 | 0 | 0  | 90  |
| d         | 217    | 0              | 0  | 0 | 0 | 0  | 90  |
| d         | 218    | 0              | 0  | 0 | 0 | 0  | 90  |
| d         | 219    | 0              | 0  | 0 | 0 | 0  | 90  |
| d         | 220    | 0              | 0  | 0 | 0 | 0  | 90  |
| d         | 221    | 0              | 0  | 0 | 0 | 0  | 90  |
| d         | 222    | 0              | 0  | 0 | 0 | 0  | 90  |
| d         | 223    | 0              | 0  | 0 | 0 | 0  | 90  |
| d         | 224    | 0              | 0  | 0 | 0 |    |     |

# 2018 BOX SCORES



## Soccer Box Score (Final) The Automated ScoreBook

Arkansas State vs Oral Roberts (9/20/18 at Tulsa, OK)



## Soccer Box Score (Final) The Automated ScoreBook

Arkansas State vs Central Arkansas (Sep 09, 2018 at Conway, AR)



Arkansas State (3-0-2) vs.  
Oral Roberts (2-4-0)  
Date: 9/20/18 • Attendance: 301  
Weather: Partly Cloudy/90s

| Arkansas State  | Player                | Sh | SO | G | A | Fo |
|-----------------|-----------------------|----|----|---|---|----|
| gk              | 1 Porter, Kelsey      | -  | -  | - | - | -  |
| d               | 4 Smith, Olivia       | -  | -  | - | - | -  |
| f               | 3 Brochu, Lindsey     | -  | -  | - | - | -  |
| d               | 6 MacIntosh, Victoria | 1  | 1  | - | - | -  |
| f               | 7 Sodoma, Sarah       | -  | -  | - | - | -  |
| d               | 10 Eberhart, Riley    | 1  | -  | - | - | -  |
| f               | 11 Maguire, Annie     | -  | -  | - | - | -  |
| 15              | Schneider, Taylor     | 1  | -  | - | - | -  |
| 18              | Furo, Haley           | -  | -  | - | - | -  |
| d               | 20 O'Boye, Dana       | -  | -  | - | - | -  |
| d               | 21 Coates, Juliana    | -  | -  | - | - | -  |
| - Substitutes - |                       |    |    |   |   |    |
| 4               | Garrison, Madison     | -  | -  | - | - | -  |
| 5               | Harris, Abby          | -  | -  | - | - | -  |
| 12              | Davis, Hannah         | -  | -  | - | - | -  |
| 13              | Andrea, Amy           | -  | -  | - | - | -  |
| 16              | Gellis, Bailey        | 1  | 1  | - | - | -  |
| 17              | Trester, Payton       | 1  | -  | - | - | -  |
| 19              | Chambers, Julie       | -  | -  | - | - | -  |
| 24              | Wipke, Jill           | -  | -  | - | - | -  |
| 25              | Kinard, Riley         | -  | -  | - | - | -  |
| 26              | Husted, Haley         | -  | -  | - | - | -  |
| 27              | Mazpin, Hannah        | -  | -  | - | - | -  |
| Totals          |                       |    |    |   |   |    |

| # | Goalkeepers    | Min   | GA | Saves |
|---|----------------|-------|----|-------|
| 1 | Porter, Kelsey | 90:00 | 0  | 9     |

| Shots by period | 1 | 2  | Total |
|-----------------|---|----|-------|
| Arkansas State  | 9 | 3  | 12    |
| Oral Roberts    | 7 | 13 | 20    |

| Corner kicks   | 1 | 2 | Total |
|----------------|---|---|-------|
| Arkansas State | 1 | 1 | 2     |
| Oral Roberts   | 1 | 5 | 6     |

| Scoring summary | No.   | Time | Team           | Goal scorer  | Assist  | Description |
|-----------------|-------|------|----------------|--------------|---|-------------|
| 1               | 39:25 | ASU  | Gellis, Bailey | Harris, Abby | Pass from right to center lobbed through in for goal from 11. |             |

Cautions and ejections:  
YC-ASU #2 (28:37); YC-ASU #21 (59:25); YC-ORU #11 (61:58)  
W-Porter, Kelsey (2-1); Loss-Bohnenstedt, Rylee (3-2-0).  
Stadium: Case Soccer Complex  
Officials: Referee: Andy Elsworth; Asst. Referee: Edwin Zunin; Row Robinson;  
All. Official: Jeremy Crowlett; Scorer: James Herwick;  
Offides: Arkansas State 2, Oral Roberts 2.

| Goals by period | 1 | 2 | Total |
|-----------------|---|---|-------|
| Arkansas State  | 0 | 0 | 0     |
| Oral Roberts    | 0 | 0 | 0     |

| Oral Roberts    | Player                  | Sh | SO | G | A | Fo |
|-----------------|-------------------------|----|----|---|---|----|
| gk              | 1 Porter, Kelsey        | -  | -  | - | - | -  |
| d               | 4 Klier, Patricia       | -  | -  | - | - | -  |
| f               | 7 Padilla, Shyla        | -  | -  | - | - | -  |
| d               | 11 Whitehair, Chantelle | 2  | -  | - | - | -  |
| f               | 12 Longobardi, Jonathan | 10 | 6  | - | - | -  |
| d               | 14 Gornell, Anna        | -  | -  | - | - | -  |
| d               | 15 Longobardi, Jonathan | 10 | 6  | - | - | -  |
| f               | 17 Smith, Shannon       | -  | -  | - | - | -  |
| d               | 18 Furo, Haley          | -  | -  | - | - | -  |
| d               | 23 Masquez, Jessica     | 1  | 1  | - | - | -  |
| f               | 23 Masquez, Jessica     | 2  | 1  | - | - | -  |
| - Substitutes - |                         |    |    |   |   |    |
| 60              | Richins, Reagan         | -  | -  | - | - | -  |
| 6               | Klier, Patty            | -  | -  | - | - | -  |
| 9               | Membrillo, Nely         | -  | -  | - | - | -  |
| 9               | Calabrese, Pamela       | -  | -  | - | - | -  |
| 15              | Sodoma, Sarah           | -  | -  | - | - | -  |
| 21              | Gornell, Nicole         | -  | -  | - | - | -  |
| 24              | De Souza, Daniela       | -  | -  | - | - | -  |
| 25              | Helase, Martha          | 1  | -  | - | - | -  |
| 26              | Wipke, Jill             | -  | -  | - | - | -  |
| 27              | Mazpin, Hannah          | 1  | -  | - | - | -  |
| Totals          |                         |    |    |   |   |    |

| #  | Goalkeepers     | Min   | GA | Saves |
|----|-----------------|-------|----|-------|
| 1  | Porter, Kelsey  | 90:00 | 1  | 0     |
| 60 | Richins, Reagan | 45:00 | 0  | 6     |

| Shots by period | 1 | 2 | Total |
|-----------------|---|---|-------|
| Arkansas State  | 2 | 7 | 9     |
| Oral Roberts    | 0 | 1 | 1     |

| Fouls          | 1 | 2 | Total |
|----------------|---|---|-------|
| Arkansas State | 6 | 9 | 15    |
| Oral Roberts   | 1 | 4 | 5     |

Official's signature

Arkansas State (3-1-2) vs.  
Central Arkansas (2-2-1)  
Date: Sep 09, 2018 • Attendance: 105  
Weather: Partly Cloudy

| Arkansas State  | Player                | Sh | SO | G | A | Fo |
|-----------------|-----------------------|----|----|---|---|----|
| gk              | 1 Porter, Kelsey      | -  | -  | - | - | -  |
| d               | 4 Smith, Olivia       | -  | -  | - | - | -  |
| m               | 3 Brochu, Lindsey     | -  | -  | - | - | -  |
| d               | 6 MacIntosh, Victoria | 1  | -  | - | - | -  |
| f               | 7 Sodoma, Sarah       | 1  | 1  | - | - | -  |
| d               | 10 Eberhart, Riley    | -  | -  | - | - | -  |
| f               | 14 Furo, Haley        | -  | -  | - | - | -  |
| m               | 15 Schneider, Taylor  | 2  | -  | - | - | -  |
| m               | 18 Furo, Haley        | -  | -  | - | - | -  |
| d               | 20 O'Boye, Dana       | -  | -  | - | - | -  |
| d               | 21 Coates, Juliana    | -  | -  | - | - | -  |
| - Substitutes - |                       |    |    |   |   |    |
| 6               | Harris, Abby          | -  | -  | - | - | -  |
| 13              | Andrea, Amy           | -  | -  | - | - | -  |
| 16              | Gellis, Bailey        | -  | -  | - | - | -  |
| 17              | Trester, Payton       | -  | -  | - | - | -  |
| 18              | Furo, Haley           | -  | -  | - | - | -  |
| 27              | Mazpin, Hannah        | 1  | 1  | - | - | -  |
| Totals          |                       |    |    |   |   |    |

| # | Goalkeepers    | Min   | GA | Saves |
|---|----------------|-------|----|-------|
| 1 | Porter, Kelsey | 90:00 | 3  | 7     |

| Shots by period  | 1  | 2 | Total |
|------------------|----|---|-------|
| Arkansas State   | 2  | 6 | 8     |
| Central Arkansas | 10 | 5 | 15    |

| Corner kicks     | 1 | 2 | Total |
|------------------|---|---|-------|
| Arkansas State   | 1 | 4 | 5     |
| Central Arkansas | 1 | 2 | 3     |

| Scoring summary | No.  | Time | Team                   | Goal scorer          | Assist  | Description |
|-----------------|------|------|------------------------|----------------------|---|-------------|
| 1               | 5:15 | UCA  | McIntosh, Victoria (1) | Bassett, Camille     | Ball played through and strike from 16 yard into top left corner. |             |
| 2               | 7:36 | ASU  | Sodoma, Sarah (2)      | Furo, Haley          | Ball played to left of 18 yard box, first in bottom left corner.  |             |
| 3               | 6:39 | UCA  | Bassett, Camille (3)   | Awuku-Darkoh, Connie | Ball crossed and headed across goal, first in left bot corner.    |             |

Cautions and ejections:  
YC-ASU #12 (56:09); YC-ASU #26 (76:57); YC-UCA #3 (83:41)  
W-Porter, Kelsey (5-2-1); Loss-Ponder, Kelsey (2-1-1).  
Stadium: Stephens Center  
Officials: Referee: Chris Strickland; Asst. Referee: Julio Villarreal;  
Row Robinson; All. Official: Justin Hopp; Timekeeper: Dustin Schandevier;  
Scorer: Marcellus Hale; Hair, Grace.  
Offides: Arkansas State 1, Central Arkansas 1.

| Goals by period  | 1 | 2 | Total |
|------------------|---|---|-------|
| Arkansas State   | 1 | 0 | 1     |
| Central Arkansas | 1 | 1 | 2     |

| Central Arkansas | Player                | Sh | SO | G | A | Fo |
|------------------|-----------------------|----|----|---|---|----|
| gk               | 1 Porter, Kelsey      | -  | -  | - | - | -  |
| d                | 5 Deppenschmidt, D    | 2  | 1  | - | - | -  |
| 6                | Doolittle, Hadley     | 3  | 3  | - | - | -  |
| d                | 7 Quick, Kelsey       | -  | -  | - | - | -  |
| d                | 12 Hahn, Morgan       | 1  | -  | - | - | -  |
| f                | 13 Bassett, Camille   | 2  | 1  | 1 | - | -  |
| d                | 14 Hahn, Morgan       | -  | -  | - | - | -  |
| m                | 17 Slim, Jordan       | 1  | 1  | - | - | -  |
| m                | 19 Awuku-Darkoh, Conn | 2  | 1  | - | - | -  |
| d                | 22 Ricks, Kristen     | -  | -  | - | - | -  |
| d                | 24 Williams, Brad     | -  | -  | - | - | -  |
| - Substitutes -  |                       |    |    |   |   |    |
| 3                | Willis, Haylee        | 2  | 1  | - | - | -  |
| 8                | Ridley, Morgan        | 2  | 1  | - | - | -  |
| 10               | Rumbold, Kristen      | -  | -  | - | - | -  |
| 13               | Wells, Taylor         | -  | -  | - | - | -  |
| 14               | Mansour, Bridget      | -  | -  | - | - | -  |
| 16               | Stanton, Lily         | -  | -  | - | - | -  |
| 27               | Tidd, Savannah        | -  | -  | - | - | -  |
| 29               | Schwartz, Adam        | -  | -  | - | - | -  |
| Totals           |                       |    |    |   |   |    |

| # | Goalkeepers    | Min   | GA | Saves |
|---|----------------|-------|----|-------|
| 1 | Porter, Kelsey | 90:00 | 1  | 7     |

| Saves by period  | 1 | 2 | Total |
|------------------|---|---|-------|
| Arkansas State   | 4 | 3 | 7     |
| Central Arkansas | 0 | 7 | 7     |

| Fouls            | 1 | 2 | Total |
|------------------|---|---|-------|
| Arkansas State   | 3 | 8 | 11    |
| Central Arkansas | 1 | 4 | 5     |

Official's signature

## Soccer Box Score (Final) The Automated ScoreBook

Memphis vs Arkansas State (Sep 13, 2018 at Jonesboro, Arkansas)



## Soccer Box Score (Final) The Automated ScoreBook

ULM vs Arkansas State (Sep 21, 2018 at Jonesboro, Arkansas)



Memphis (7-1-0) vs.  
Arkansas State (3-2-2)  
Date: Sep 13, 2018 • Attendance: 115  
Weather:

| Memphis | Player                | Sh | SO | G | A | Fo | Min |
|---------|-----------------------|----|----|---|---|----|-----|
| gk      | 10 ROBERTS, ELIZABETH | -  | -  | - | - | -  | 90  |
| m       | 2 DOLAN, SEENA        | 3  | 1  | - | - | -  | 73  |
| f       | 3 MURPHY, SAMANTHA    | 1  | 1  | - | - | -  | 46  |
| f       | 4 WOODRICK, ELIZABETH | -  | -  | - | - | -  | 55  |
| f       | 5 HUDSON-MARKS, CH    | 1  | -  | - | - | -  | 65  |
| f       | 6 LEVASSEUR, MARIE    | -  | -  | - | - | -  | 60  |
| d       | 16 SMITH, ANTHONY     | 1  | -  | - | - | -  | 90  |
| f       | 17 LARBYE, CLARISE    | 3  | 1  | - | - | -  | 65  |
| d       | 18 SMITH, ANTHONY     | -  | -  | - | - | -  | 90  |
| d       | 26 MALLIN, SIASA      | 1  | 1  | - | - | -  | 90  |
| 8       | McHERRON, STEPHANIE   | -  | -  | - | - | -  | 25  |
| 10      | LISI, JESSICA         | 3  | 1  | - | - | -  | 46  |
| 12      | BOYD, TARYA           | -  | -  | - | - | -  | 44  |
| 14      | ARNEY, CLARE          | -  | -  | - | - | -  | 5   |
| 19      | DUNCAN, CAMERON       | -  | -  | - | - | -  | 18  |
| 21      | CURRIE, BEATRICE      | -  | -  | - | - | -  | 1   |
| 23      | DUNCAN, CAMERON       | -  | -  | - | - | -  | 18  |
| 24      | RATHBUN, ALICE        | -  | -  | - | - | -  | 36  |
| Totals  |                       |    |    |   |   |    |     |

| #  | Goalkeepers        | Min   | GA | Saves |
|----|--------------------|-------|----|-------|
| 10 | ROBERTS, Elizabeth | 90:00 | 0  | 9     |
| TM | TEAM               | 0:00  | 0  | 0     |

| Shots by period | 1  | 2 | Total |
|-----------------|----|---|-------|
| Memphis         | 11 | 8 | 19    |
| Arkansas State  | 1  | 4 | 5     |

| Corner kicks   | 1 | 2 | Total |
|----------------|---|---|-------|
| Memphis        | 3 | 4 | 7     |
| Arkansas State | 2 | 1 | 3     |

| Scoring summary | No.   | Time | Team                    | Goal scorer      | Assist   | Description |
|-----------------|-------|------|-------------------------|------------------|--|-------------|
| 1               | 11:18 | MEM  | ROBERTS, Samantha (5)   | GAFFNER, Olivia  | Goal of corner kick and a redirect into the Post from 26 to 10 in kind of use and side finish in bottom corner |             |
| 2               | 30:00 | MEM  | DOLAN, Seena (2)        | LEVASSEUR, Marie | Pass to 14 and finish across front of net in bottom corner.  |             |
| 3               | 88:23 | MEM  | WOODRICK, Elizabeth (2) | LEVASSEUR, Marie | Pass to 14 and finish across front of net in bottom corner.  |             |

Cautions and ejections:  
YC-MEM #17 (41:52)  
W-McHERRON, Stephanie (7-1-0); Loss-McCormick, Megan (1-1-1).  
Stadium: A-State Soccer Park  
Officials: Referee: David Henderson; Asst. Referee: Lawrence Hale; Mark Harrington;  
All. Official: Jonathan Edwards;  
Offides: Memphis 2, Arkansas State 0.

Official's signature

ULM 9-0 (0-2-0) vs.  
Arkansas State 2-2 (1-0-0)  
Date: Sep 21, 2018 • Attendance: 188  
Weather:

| ULM             | Player                | Sh | SO | G | A | Fo | Min |
|-----------------|-----------------------|----|----|---|---|----|-----|
| gk              | 1 Trudcott, Bre       | -  | -  | - | - | -  | 90  |
| f               | 3 Cherry, Alexs       | 1  | -  | - | - | -  | 64  |
| f               | 9 Claramonte, Camryn  | 1  | 1  | - | - | -  | 66  |
| d               | 10 Sidmore, Alexander | 1  | -  | - | - | -  | 90  |
| m               | 11 Hives, Anetore     | -  | -  | - | - | -  | 79  |
| f               | 14 Wells, Korgan      | -  | -  | - | - | -  | 80  |
| f               | 15 Wells, Stephanie   | 1  | -  | - | - | -  | 74  |
| f               | 15 Gaffner, Matthew   | 1  | -  | - | - | -  | 68  |
| d               | 22 Martin, Shenea     | 1  | -  | - | - | -  | 38  |
| f               | 23 Wells, Stephanie   | -  | -  | - | - | -  | 48  |
| - Substitutes - |                       |    |    |   |   |    |     |
| 4               | Garrison, Kaleb       | -  | -  | - | - | -  | 6   |
| 5               | Harris, Alexis        | -  | -  | - | - | -  | 47  |
| 6               | Claramonte, Camryn    | -  | -  | - | - | -  | 64  |
| 20              | Bell, Mackenzie       | -  | -  | - | - | -  | 59  |
| 25              | Waters, Cassidy       | -  | -  | - | - | -  | 59  |
| Totals          |                       |    |    |   |   |    |     |

| # | Goalkeepers   | Min   | GA | Saves |
|---|---------------|-------|----|-------|
| 1 | Trudcott, Bre | 90:00 | 0  | 9     |

| Shots by period | 1  | 2 | Total |
|-----------------|----|---|-------|
| ULM             | 4  | 5 | 9     |
| Arkansas State  | 10 | 9 | 19    |

| Corner kicks   | 1 | 2 | Total |
|----------------|---|---|-------|
| ULM            | 1 | 2 | 3     |
| Arkansas State | 5 | 3 | 8     |

| Scoring summary | No.   | Time | Team               | Goal scorer    | Assist  | Description |
|-----------------|-------|------|--------------------|----------------|---|-------------|
| 1               | 46:05 | ASU  | OWIN GAIL (1)      | Porter, Kelsey | Corner kick that is kicked by ULM into bottom net.            |             |
| 2               | 88:20 | ASU  | O'Boye, Dana (3)   | Porter, Kelsey | Header to 14 and finish across front of net in bottom corner. |             |
| 4               | 82:30 | ASU  | Gellis, Bailey (2) | Dixon, Shyla   | Serve into the box by #8 and header by 1.                     |             |

Cautions and ejections:  
YC-ASU #7 (79:50)  
W-Porter, Kelsey (3-1-1); Loss-Trudcott, Bre (0-0-0).  
Stadium:



# 2018 BOX SCORES



## Soccer Box Score (Final) The Automated ScoreBook

Georgia State vs Arkansas State (Sep 23, 2018 at Jonesboro, Arkansas)



## Soccer Box Score (Final) The Automated ScoreBook

Arkansas State vs Louisiana (Sep 28, 2018 at Lafayette, La.)



Georgia State 2-9-1 (0-4-0) vs.  
Arkansas State 2-2 (2-0-0)  
Date: Sep 23, 2018 • Attendance: 88  
Weather:

| Georgia State     |                  | Arkansas State |    |   |   |   |   |
|-------------------|------------------|----------------|----|---|---|---|---|
| No.               | Player           | Sh             | SO |   |   |   |   |
| g 1               | Frigo, Lydia     | 2              | 1  |   |   |   |   |
| g 2               | Powell, Ella     | 1              | 0  |   |   |   |   |
| g 3               | Shible, Brooke   | 1              | 0  |   |   |   |   |
| mf 7              | Smith, Brooke    | 1              | 0  |   |   |   |   |
| mf 8              | Kunzley, Madison | 2              | 0  |   |   |   |   |
| mf 9              | Zawals, Irina    | 2              | 0  |   |   |   |   |
| g 10              | Crunch, Rebecca  | 1              | 0  |   |   |   |   |
| d 14              | Smith, Layla     | 1              | 0  |   |   |   |   |
| d 16              | Ray, Caitlin     | 1              | 0  |   |   |   |   |
| d 17              | Ryan, Cassidy    | 1              | 0  |   |   |   |   |
| d 25              | Hernandez, Anna  | 1              | 0  |   |   |   |   |
| -- Substitutes -- |                  |                |    |   |   |   |   |
| 11                | Addaleno, Alex   | 1              | 0  |   |   |   |   |
| 12                | Knox, Lexie      | 1              | 0  |   |   |   |   |
| 18                | Davis, Hannah    | 1              | 0  |   |   |   |   |
| 20                | Barron, Lily     | 1              | 0  |   |   |   |   |
| 23                | Jones, Jocelyn   | 1              | 0  |   |   |   |   |
| 26                | Burke, Emily     | 1              | 0  |   |   |   |   |
| 29                | Mullen, Bailey   | 1              | 0  |   |   |   |   |
| Totals            |                  |                |    | 8 | 2 | 0 | 0 |

| #  | Goalkeepers  | Min   | GA | Saves |
|----|--------------|-------|----|-------|
| 1  | Frigo, Lydia | 90:00 | 2  | 5     |
| TM | TEAM         | 0:00  | 0  | 1     |

| Shots by period |   | 1  | 2  | Total |
|-----------------|---|----|----|-------|
| Georgia State   | 4 | 4  | 1  | 24    |
| Arkansas State  | 6 | 11 | 17 | 17    |

| Corner kicks   |   | 1 | 2 | Total |
|----------------|---|---|---|-------|
| Georgia State  | 3 | 1 | 4 | 9     |
| Arkansas State | 2 | 7 | 9 | 22    |

| Scoring summary: |       | No. | Time               | Team         | Goal scorer | Assist   | Description |
|------------------|-------|-----|--------------------|--------------|-------------|--|-------------|
| 1.               | 67:38 | ASU | Furio, Lydia (3)   | ERTI, Moqabe | Description | Shot from #14 into the box and chipped keeper 2 yards by #18 |             |
| 2.               | 74:41 | ASU | Maupin, Hannah (1) | ERTI, Moqabe | Description | Free on a corner kick by #14 and collect foot of net.        |             |

| Cautions and ejections:  |  |
|--|--|
| YC-SUWV #7 (42:27); YC-SUWV #14 (42:27); YC-ASU #2 (31:34); YC-ASU #13 (89:38) |  |

Win-McClure, Megan (2-1-1). Loss-Fraga, Lydia (1-6-1). Stadium: Blazer Field

Officials: Referee: Rhaznon Daugs; Asst. Referee: Louis Train; BJ Brillard; AI, Official: Andrew Hissach.

Arkansas State 2-9-1 (0-4-0) vs. Texas State 1-1-1 (0-1-1)

Date: Sep 30, 2018 • Attendance: 475  
Weather: 80, Cloudy, Wind: E 5 mph

| Arkansas State    |                     | Texas State |    |    |   |   |   |
|-------------------|---------------------|-------------|----|----|---|---|---|
| No.               | Player              | Sh          | SO |    |   |   |   |
| g 1               | Ponder, Kelsey      | 2           | 1  |    |   |   |   |
| g 2               | Smith, Olivia       | 2           | 1  |    |   |   |   |
| mf 3              | Brochu, Lindsay     | 1           | 0  |    |   |   |   |
| mf 6              | MacIntosh, Victoria | 1           | 0  |    |   |   |   |
| f 7               | Sodoma, Sarah       | 1           | 0  |    |   |   |   |
| d 10              | Eberhardt, Riley    | 3           | 1  |    |   |   |   |
| f 14              | ERTI, Moqabe        | 1           | 0  |    |   |   |   |
| mf 15             | Schneider, Taylor   | 1           | 0  |    |   |   |   |
| f 18              | Furto, Haley        | 3           | 0  |    |   |   |   |
| d 20              | O'Boye, Dana        | 1           | 0  |    |   |   |   |
| d 21              | Coates, Julliana    | 1           | 0  |    |   |   |   |
| -- Substitutes -- |                     |             |    |    |   |   |   |
| 4                 | Garrison, Madison   | 1           | 0  |    |   |   |   |
| 5                 | Harris, Abby        | 1           | 0  |    |   |   |   |
| 13                | Andrea, Amy         | 1           | 0  |    |   |   |   |
| 16                | Gellis, Bailey      | 1           | 0  |    |   |   |   |
| 17                | Tresler, Peyton     | 1           | 0  |    |   |   |   |
| 24                | Wipke, Jill         | 1           | 0  |    |   |   |   |
| 26                | Husted, Haley       | 1           | 0  |    |   |   |   |
| 27                | Maupin, Hannah      | 1           | 0  |    |   |   |   |
| Totals            |                     |             |    | 15 | 4 | 1 | 5 |

| # | Goalkeepers    | Min   | GA | Saves |
|---|----------------|-------|----|-------|
| 1 | Ponder, Kelsey | 90:00 | 1  | 7     |

| Shots by period |    | 1 | 2  | Total |
|-----------------|----|---|----|-------|
| Arkansas State  | 10 | 5 | 15 | 15    |
| Texas State     | 4  | 5 | 9  | 9     |

| Corner kicks   |   | 1 | 2 | Total |
|----------------|---|---|---|-------|
| Arkansas State | 3 | 3 | 6 | 6     |
| Texas State    | 1 | 3 | 4 | 4     |

| Scoring summary: |       | No.  | Time                  | Team             | Goal scorer | Assist  | Description |
|------------------|-------|------|-----------------------|------------------|-------------|---|-------------|
| 1.               | 74:31 | TXST | Smith, Kacie          | ERTI, Moqabe     | Description | Free kick from just inside 18 yard right corner |             |
| 2.               | 62:43 | TXST | Davis, Kaylee (10)    | SMITH, Mackenzie | Description | Free kick from #18, shot into net               |             |
| 3.               | 77:38 | ASU  | Schneider, Taylor (1) | Eberhardt, Riley | Description | Header off corner from #10                      |             |

Win-Martin, Heather (6-2-1). Loss-Ponder, Kelsey (3-2-1). Stadium: Bobcat Soccer Complex

Officials: Referee: Juliana Duncan; Asst. Referee: Gloria Martinez; Estefana Estrada; AI, Official: Christina Hahnemann; Score: Philip Pongroff.

Arkansas State 2, Texas State 1. 200th career victory for head coach Kat Conner

200th win in TXST program history

Official's signature

Georgia State 0-0-0 vs. Arkansas State 0-0-2

| Arkansas State    |                     | Georgia State |    |    |   |   |    |
|-------------------|---------------------|---------------|----|----|---|---|----|
| No.               | Player              | Sh            | SO |    |   |   |    |
| g 2               | Smith, Olivia       | 1             | 0  |    |   |   |    |
| mf 6              | MacIntosh, Victoria | 1             | 0  |    |   |   |    |
| f 7               | Sodoma, Sarah       | 2             | 1  |    |   |   |    |
| d 10              | Eberhardt, Riley    | 1             | 0  |    |   |   |    |
| f 14              | ERTI, Moqabe        | 3             | 1  |    |   |   |    |
| mf 15             | Schneider, Taylor   | 1             | 1  |    |   |   |    |
| d 20              | O'Boye, Dana        | 1             | 1  |    |   |   |    |
| d 21              | Coates, Julliana    | 2             | 0  |    |   |   |    |
| -- Substitutes -- |                     |               |    |    |   |   |    |
| 5                 | Harris, Abby        | 1             | 0  |    |   |   |    |
| 16                | Gellis, Bailey      | 1             | 0  |    |   |   |    |
| 17                | Tresler, Peyton     | 1             | 0  |    |   |   |    |
| 24                | Wipke, Jill         | 1             | 0  |    |   |   |    |
| 26                | Husted, Haley       | 1             | 0  |    |   |   |    |
| 27                | Maupin, Hannah      | 1             | 1  |    |   |   |    |
| Totals            |                     |               |    | 17 | 6 | 2 | 15 |

| #  | Goalkeepers    | Min   | GA | Saves |
|----|----------------|-------|----|-------|
| 23 | McClure, Megan | 90:00 | 1  | 9     |

| Shots by period |   | 1 | 2 | Total |
|-----------------|---|---|---|-------|
| Georgia State   | 2 | 4 | 6 | 6     |
| Arkansas State  | 0 | 2 | 2 | 2     |

| Fouls          |   | 1 | 2  | Total |
|----------------|---|---|----|-------|
| Georgia State  | 6 | 3 | 9  | 9     |
| Arkansas State | 8 | 7 | 15 | 15    |

| Scoring summary: |       | No. | Time             | Team         | Goal scorer | Assist                                   | Description |
|------------------|-------|-----|------------------|--------------|-------------|--|-------------|
| 1.               | 67:38 | ASU | Furio, Lydia (3) | ERTI, Moqabe | Description | Shot from outside the 18 over keepers ar |             |

Win-Ryan, Victoria (2-0-1). Loss-McClure, Megan (2-2-1). Stadium: Soccer/Track Complex

Officials: Referee: Kaitlyn Friedrich; Asst. Referee: Sean Kruse; Tim Chasson; AI, Official: Barrin Browder; Timekeeper: Jack Douglas; Score: Jeff Schneider; Arkansas State 2, Louisiana 1.

Official's signature

Arkansas State (5-3-2, 2-1-0 SBC) vs. Louisiana (3-7-2, 2-2-0 SBC)

Date: Sep 28, 2018 • Attendance: 362  
Weather: 79, Overcast

| Arkansas State    |                     | Louisiana |    |   |   |   |    |
|-------------------|---------------------|-----------|----|---|---|---|----|
| No.               | Player              | Sh        | SO |   |   |   |    |
| g 2               | McClure, Megan      | 1         | 0  |   |   |   |    |
| g 2               | Smith, Olivia       | 1         | 0  |   |   |   |    |
| mf 3              | Brochu, Lindsay     | 1         | 0  |   |   |   |    |
| mf 6              | MacIntosh, Victoria | 1         | 0  |   |   |   |    |
| f 7               | Sodoma, Sarah       | 1         | 0  |   |   |   |    |
| d 10              | Eberhardt, Riley    | 1         | 0  |   |   |   |    |
| f 14              | ERTI, Moqabe        | 1         | 0  |   |   |   |    |
| mf 18             | Furto, Haley        | 1         | 0  |   |   |   |    |
| d 20              | O'Boye, Dana        | 1         | 0  |   |   |   |    |
| d 21              | Coates, Julliana    | 1         | 0  |   |   |   |    |
| -- Substitutes -- |                     |           |    |   |   |   |    |
| 4                 | Garrison, Madison   | 1         | 0  |   |   |   |    |
| 5                 | Harris, Abby        | 1         | 0  |   |   |   |    |
| 16                | Gellis, Bailey      | 1         | 0  |   |   |   |    |
| 24                | Wipke, Jill         | 1         | 0  |   |   |   |    |
| 26                | Husted, Haley       | 1         | 0  |   |   |   |    |
| 27                | Maupin, Hannah      | 1         | 0  |   |   |   |    |
| Totals            |                     |           |    | 2 | 3 | 0 | 11 |

| #  | Goalkeepers    | Min   | GA | Saves |
|----|----------------|-------|----|-------|
| 23 | McClure, Megan | 90:00 | 1  | 8     |

| Shots by period |   | 1 | 2  | Total |
|-----------------|---|---|----|-------|
| Arkansas State  | 1 | 3 | 4  | 4     |
| Louisiana       | 4 | 8 | 12 | 12    |

| Corner kicks   |   | 1 | 2 | Total |
|----------------|---|---|---|-------|
| Arkansas State | 1 | 4 | 5 | 9     |
| Louisiana      | 0 | 1 | 1 | 1     |

| Scoring summary: |       | No. | Time                 | Team         | Goal scorer | Assist                                   | Description |
|------------------|-------|-----|----------------------|--------------|-------------|--|-------------|
| 1.               | 67:38 | LA  | Odehlik, Juliana (1) | Yarvor, Lexi | Description | Shot from outside the 18 over keepers ar |             |

Win-Ryan, Victoria (2-0-1). Loss-McClure, Megan (2-2-1). Stadium: Soccer/Track Complex

Officials: Referee: Kaitlyn Friedrich; Asst. Referee: Sean Kruse; Tim Chasson; AI, Official: Barrin Browder; Timekeeper: Jack Douglas; Score: Jeff Schneider; Arkansas State 2, Louisiana 1.

Official's signature

Arkansas State (5-4-2, 2-2-0 SBC) vs. Texas State (6-5-1, 4-0-1 SBC)

Date: Sep 30, 2018 • Attendance: 475  
Weather: 80, Cloudy, Wind: E 5 mph

| Arkansas State    |                     | Texas State |    |    |   |   |   |
|-------------------|---------------------|-------------|----|----|---|---|---|
| No.               | Player              | Sh          | SO |    |   |   |   |
| g 1               | Ponder, Kelsey      | 2           | 1  |    |   |   |   |
| g 2               | Smith, Olivia       | 2           | 1  |    |   |   |   |
| mf 3              | Brochu, Lindsay     | 1           | 0  |    |   |   |   |
| mf 6              | MacIntosh, Victoria | 1           | 0  |    |   |   |   |
| f 7               | Sodoma, Sarah       | 1           | 0  |    |   |   |   |
| d 10              | Eberhardt, Riley    | 3           | 1  |    |   |   |   |
| f 14              | ERTI, Moqabe        | 1           | 0  |    |   |   |   |
| mf 15             | Schneider, Taylor   | 1           | 0  |    |   |   |   |
| f 18              | Furto, Haley        | 3           | 0  |    |   |   |   |
| d 20              | O'Boye, Dana        | 1           | 0  |    |   |   |   |
| d 21              | Coates, Julliana    | 1           | 0  |    |   |   |   |
| -- Substitutes -- |                     |             |    |    |   |   |   |
| 4                 | Garrison, Madison   | 1           | 0  |    |   |   |   |
| 5                 | Harris, Abby        | 1           | 0  |    |   |   |   |
| 13                | Andrea, Amy         | 1           | 0  |    |   |   |   |
| 16                | Gellis, Bailey      | 1           | 0  |    |   |   |   |
| 17                | Tresler, Peyton     | 1           | 0  |    |   |   |   |
| 24                | Wipke, Jill         | 1           | 0  |    |   |   |   |
| 26                | Husted, Haley       | 1           | 0  |    |   |   |   |
| 27                | Maupin, Hannah      | 1           | 0  |    |   |   |   |
| Totals            |                     |             |    | 15 | 4 | 1 | 5 |

| # | Goalkeepers    | Min   | GA | Saves |
|---|----------------|-------|----|-------|
| 1 | Ponder, Kelsey | 90:00 | 0  | 7     |

| Shots by period |    | 1 | 2  | Total |
|-----------------|----|---|----|-------|
| Arkansas State  | 10 | 5 | 15 | 15    |
| Texas State     | 4  | 5 | 9  | 9     |

| Corner kicks   |   | 1 | 2 | Total |
|----------------|---|---|---|-------|
| Arkansas State | 3 | 3 | 6 | 6     |
| Texas State    | 1 | 3 | 4 | 4     |

| Scoring summary: |       | No.  | Time                  | Team             | Goal scorer | Assist  | Description |
|------------------|-------|------|-----------------------|------------------|-------------|---|-------------|
| 1.               | 74:31 | TXST | Smith, Kacie          | ERTI, Moqabe     | Description | Free kick from just inside 18 yard right corner |             |
| 2.               | 62:43 | TXST | Davis, Kaylee (10)    | SMITH, Mackenzie | Description | Free kick from #18, shot into net               |             |
| 3.               | 77:38 | ASU  | Schneider, Taylor (1) | Eberhardt, Riley | Description | Header off corner from #10                      |             |

Win-Martin, Heather (6-2-1). Loss-Ponder, Kelsey (3-2-1). Stadium: Bobcat Soccer Complex

Officials: Referee: Juliana Duncan; Asst. Referee: Gloria Martinez; Estefana Estrada; AI, Official: Christina Hahnemann; Score: Philip Pongroff.

Arkansas State 2, Texas State 1. 200th career victory for head coach Kat Conner

200th win in TXST program history

Official's signature

# 2018 BOX SCORES



## Soccer Box Score (Final) The Automated ScoreBook

Arkansas State vs Troy (10/22/2018 at Troy, Ark.)



## Soccer Box Score (Final) The Automated ScoreBook

Arkansas State vs Little Rock (Oct 14, 2018 at Little Rock, Ark.)



Arkansas State 5-2 (3-3 SBC) vs.  
Troy's 11-1 (2-6 SBC)  
Date: 10/22/2018 Attendance: 332  
Weather: 54, Clear

| Arkansas State         |                  | Troy   |                  |   |    |
|------------------------|------------------|--------|------------------|---|----|
| Player                 | Sh SO G A Fo Min | Player | Sh SO G A Fo Min |   |    |
| #1 Ponder, Kelsey      | 1                | -      | -                | - | 90 |
| #2 Smith, Olivia       | 1                | -      | -                | - | 90 |
| #3 Brochu, Lindsey     | 1                | -      | -                | - | 90 |
| #6 MacIntosh, Victoria | 2                | 1      | 1                | - | 90 |
| #7 Sodoma, Sarah       | 1                | -      | -                | - | 78 |
| #10 Eberhart, Riley    | 1                | -      | -                | - | 90 |
| #14 Ertl, Maggie       | 1                | -      | -                | - | 62 |
| #15 Schneider, Taylor  | 4                | 3      | 1                | - | 90 |
| #18 Furo, Haley        | 1                | -      | -                | - | 90 |
| #20 O'Boye, Dana       | 1                | -      | -                | - | 90 |
| #21 Coates, Juliana    | -                | -      | -                | - | 90 |
| - Substitutes -        | -                | -      | -                | - | -  |
| #4 Garrison, Madison   | -                | -      | -                | - | 22 |
| #16 Gallo, Bailey      | -                | -      | -                | - | 1  |
| #26 Husted, Haley      | 4                | 3      | 1                | - | 59 |
| Totals                 | 15               | 9      | 4                | 3 | 11 |

| # Goalkeepers    | Min   | G | A | Saves |
|------------------|-------|---|---|-------|
| 1 Ponder, Kelsey | 90:00 | 0 | 1 | 3     |

| Shots by period | 1 | 2 | Total |
|-----------------|---|---|-------|
| Arkansas State  | 6 | 9 | 15    |
| Troy            | 3 | 4 | 7     |

| Corner kicks   | 1 | 2 | Total |
|----------------|---|---|-------|
| Arkansas State | 8 | 5 | 13    |
| Troy           | 1 | 2 | 3     |

### Scoring summary

| No. | Time  | Team | Goal scorer       | Assist              | Description                              |
|-----|-------|------|-------------------|---------------------|--|
| 1.  | 17:20 | ASU  | Schneider, Taylor | Husted, Haley       | Header off rebound                       |
| 2.  | 41:14 | ASU  | Husted, Haley     | Garrison, Madison   | Great cross from right wing to connect a |
| 3.  | 59:41 | TROY | Valeriano, Karina | MacIntosh, Victoria | Scored off rebound after save penalty.   |
| 4.  | 67:41 | ASU  | Husted, Haley     | (unassisted)        | Loose ball collected in the end put in o |
| 5.  | 80:10 | ASU  | Husted, Haley     | (unassisted)        | Intercepted pass.                        |

### Cautions and ejections:

Win-Ponder, Kelsey (4-3-1), Loss-Mercer, Haleigh (1-3-0).  
Stadium: Troy Soccer Complex  
Officials: Referee: Michael Smith; Asst. Referee: Justin Gandhalkava; Danny Colpo; Ad. Official: Sam Bierster; Timekeeper: Jordyn Smith; Score: Wes Johnson;  
Offsides: Arkansas State 1, Troy 1.

| Arkansas State       |                  | Troy   |                  |    |    |
|----------------------|------------------|--------|------------------|----|----|
| Player               | Sh SO G A Fo Min | Player | Sh SO G A Fo Min |    |    |
| #1 Ponder, Kelsey    | 2                | 2      | 4                | -  | 90 |
| #2 Lorenz, Kate      | 1                | -      | -                | -  | 80 |
| #4 Ecklund, Kristen  | 2                | 1      | 1                | -  | 90 |
| #5 Taylor, Claire    | 1                | -      | -                | -  | 90 |
| #6 Valeriano, Karina | 1                | 1      | 1                | -  | 90 |
| #8 Cashion, Kendra   | 1                | -      | -                | -  | 82 |
| #12 Mellino, Natalie | 1                | -      | -                | -  | 75 |
| #14 DeLaffera, Alisa | -                | -      | -                | -  | 30 |
| #16 Boyer, Ally      | -                | -      | -                | -  | 90 |
| #22 Cuth, Taylor     | -                | -      | -                | -  | 90 |
| #24 Furo, Haley      | -                | -      | -                | -  | 90 |
| #26 Coates, Juliana  | -                | -      | -                | -  | 90 |
| - Substitutes -      | -                | -      | -                | -  | -  |
| 9 DeLino, Nettali    | 1                | 1      | -                | -  | 62 |
| 11 Boyer, Ally       | 2                | 1      | -                | -  | 24 |
| 13 Boyer, Madeline   | 1                | -      | -                | -  | 53 |
| 31 Alorich, Lauren   | -                | -      | -                | -  | 39 |
| Totals               | 27               | 11     | 5                | 11 | 90 |

| # Goalkeepers     | Min   | G | A | Saves |
|-------------------|-------|---|---|-------|
| 0 Mercer, Haleigh | 90:00 | 0 | 4 | 5     |

| Saves by period | 1 | 2 | Total |
|-----------------|---|---|-------|
| Arkansas State  | 1 | 2 | 3     |
| Troy            | 1 | 4 | 5     |

| Fouls          | 1 | 2 | Total |
|----------------|---|---|-------|
| Arkansas State | 6 | 5 | 11    |
| Troy           | 1 | 8 | 9     |

### Scoring summary

| No. | Time  | Team | Goal scorer       | Assist              | Description                              |
|-----|-------|------|-------------------|---------------------|--|
| 1.  | 17:20 | ASU  | Schneider, Taylor | Husted, Haley       | Header off rebound                       |
| 2.  | 41:14 | ASU  | Husted, Haley     | Garrison, Madison   | Great cross from right wing to connect a |
| 3.  | 59:41 | TROY | Valeriano, Karina | MacIntosh, Victoria | Scored off rebound after save penalty.   |
| 4.  | 67:41 | ASU  | Husted, Haley     | (unassisted)        | Loose ball collected in the end put in o |
| 5.  | 80:10 | ASU  | Husted, Haley     | (unassisted)        | Intercepted pass.                        |

### Cautions and ejections:

Win-Ponder, Kelsey (4-3-1), Loss-Mercer, Haleigh (1-3-0).  
Stadium: Troy Soccer Complex  
Officials: Referee: Michael Smith; Asst. Referee: Justin Gandhalkava; Danny Colpo; Ad. Official: Sam Bierster; Timekeeper: Jordyn Smith; Score: Wes Johnson;  
Offsides: Arkansas State 1, Troy 1.

Arkansas State (6-6-2, 3-4-0) vs.  
Little Rock (10-3-2, 5-1-1)  
Date: Oct 14, 2018 Attendance: 523  
Weather: overcast

| Arkansas State         |                  | Little Rock |                  |   |    |
|------------------------|------------------|-------------|------------------|---|----|
| Player                 | Sh SO G A Fo Min | Player      | Sh SO G A Fo Min |   |    |
| #1 Palmer, Claire      | 1                | -           | -                | - | 85 |
| #2 Smith, Olivia       | 1                | -           | -                | - | 85 |
| #3 Brochu, Lindsey     | 1                | -           | -                | - | 90 |
| #6 MacIntosh, Victoria | 1                | -           | -                | - | 74 |
| #7 Sodoma, Sarah       | 2                | 1           | 1                | - | 75 |
| #10 Eberhart, Riley    | 3                | 1           | 1                | - | 85 |
| #14 Ertl, Maggie       | 2                | 1           | 1                | - | 74 |
| #15 Schneider, Taylor  | 1                | -           | -                | - | 87 |
| #18 Furo, Haley        | 1                | -           | -                | - | 12 |
| #20 O'Boye, Dana       | 1                | -           | -                | - | 90 |
| #21 Coates, Juliana    | -                | -           | -                | - | 90 |
| - Substitutes -        | -                | -           | -                | - | -  |
| 4 Garrison, Madison    | -                | -           | -                | - | 16 |
| 5 Harris, Abby         | -                | -           | -                | - | 12 |
| 12 Luke, Hannah        | -                | -           | -                | - | 5  |
| 13 Andrea, Amy         | -                | -           | -                | - | 9  |
| 16 Gallo, Bailey       | -                | -           | -                | - | 36 |
| 26 Husted, Haley       | -                | -           | -                | - | 74 |
| Totals                 | 8                | 3           | 0                | 0 | 90 |

| # Goalkeepers    | Min   | G | A | Saves |
|------------------|-------|---|---|-------|
| 1 Ponder, Kelsey | 90:00 | 0 | 3 | 7     |

| Shots by period | 1 | 2  | Total |
|-----------------|---|----|-------|
| Arkansas State  | 3 | 5  | 8     |
| Little Rock     | 4 | 10 | 14    |

| Corner kicks   | 1 | 2 | Total |
|----------------|---|---|-------|
| Arkansas State | 1 | 2 | 3     |
| Little Rock    | 2 | 3 | 5     |

### Scoring summary

| No. | Time  | Team | Goal scorer           | Assist            | Description                               |
|-----|-------|------|-----------------------|-------------------|---|
| 1.  | 0:21  | LR   | Agarico Gil, Ania (3) | (unassisted)      | Penalty kick                              |
| 2.  | 64:11 | LR   | Ernsdorfer, Fanny     | Ernsdorfer, Fanny | headed through ball, first time finish    |
| 3.  | 83:41 | LR   | Ernsdorfer, Fanny     | Grensch, Dora     | left footed shot into right corner of net |

### Cautions and ejections:

Win-Johansdorfer, Sara (10-3-2), Loss-McClum, Clum (6-2-2).  
Stadium: Coleman Complex  
Officials: Referee: Matt Thomson; Asst. Referee: Jose Lara; Fernando Cordova; Ad. Official: Justin Hoppe; Timekeeper: Phil McDaniel; Score: Jeff Rebeles;  
Offsides: Arkansas State 2, Little Rock 2.

Arkansas State vs Little Rock (Oct 14, 2018 at Little Rock, Ark.)

| Arkansas State         |                  | Little Rock |                  |   |    |
|------------------------|------------------|-------------|------------------|---|----|
| Player                 | Sh SO G A Fo Min | Player      | Sh SO G A Fo Min |   |    |
| #1 Johansdorfer, Sara  | 1                | -           | -                | - | 90 |
| #3 Palmer, Claire      | 1                | -           | -                | - | 61 |
| #4 Rakas, Samantha     | 1                | -           | -                | - | 90 |
| #6 MacIntosh, Victoria | 2                | 2           | 2                | - | 76 |
| #7 Sodoma, Sarah       | 1                | 1           | 1                | - | 58 |
| #10 Eberhart, Riley    | 1                | -           | -                | - | 81 |
| #12 Luke, Hannah       | 1                | -           | -                | - | 70 |
| #15 Schneider, Taylor  | 1                | -           | -                | - | 90 |
| #18 Furo, Haley        | 1                | 1           | 1                | - | 90 |
| #20 O'Boye, Dana       | 1                | 1           | 1                | - | 73 |
| #21 Coates, Juliana    | -                | -           | -                | - | 49 |
| - Substitutes -        | -                | -           | -                | - | -  |
| 5 Harris, Abby         | -                | -           | -                | - | 19 |
| 5 Fritlan, Bailey      | -                | -           | -                | - | 27 |
| 7 Springs, Logan       | -                | -           | -                | - | 2  |
| 12 Tucker, Samira      | 2                | -           | -                | - | 53 |
| 12 Luke, Adam          | 1                | -           | -                | - | 90 |
| 26 Ernsdorfer, Fanny   | 1                | 1           | 1                | - | 73 |
| 27 Grensch, Dora       | 6                | 3           | 1                | - | 49 |
| - Substitutes -        | -                | -           | -                | - | -  |
| 19 Harris, Abby        | -                | -           | -                | - | 19 |
| 21 Fritlan, Bailey     | -                | -           | -                | - | 27 |
| 22 Springs, Logan      | -                | -           | -                | - | 2  |
| 23 Tucker, Samira      | 2                | -           | -                | - | 53 |
| 24 Luke, Adam          | 1                | -           | -                | - | 90 |
| 26 Ernsdorfer, Fanny   | 1                | 1           | 1                | - | 73 |
| 27 Grensch, Dora       | 6                | 3           | 1                | - | 49 |
| - Substitutes -        | -                | -           | -                | - | -  |
| 19 Harris, Abby        | -                | -           | -                | - | 19 |
| 21 Fritlan, Bailey     | -                | -           | -                | - | 27 |
| 22 Springs, Logan      | -                | -           | -                | - | 2  |
| 23 Tucker, Samira      | 2                | -           | -                | - | 53 |
| 24 Luke, Adam          | 1                | -           | -                | - | 90 |
| 26 Ernsdorfer, Fanny   | 1                | 1           | 1                | - | 73 |
| 27 Grensch, Dora       | 6                | 3           | 1                | - | 49 |
| - Substitutes -        | -                | -           | -                | - | -  |
| 19 Harris, Abby        | -                | -           | -                | - | 19 |
| 21 Fritlan, Bailey     | -                | -           | -                | - | 27 |
| 22 Springs, Logan      | -                | -           | -                | - | 2  |
| 23 Tucker, Samira      | 2                | -           | -                | - | 53 |
| 24 Luke, Adam          | 1                | -           | -                | - | 90 |
| 26 Ernsdorfer, Fanny   | 1                | 1           | 1                | - | 73 |
| 27 Grensch, Dora       | 6                | 3           | 1                | - | 49 |
| - Substitutes -        | -                | -           | -                | - | -  |
| 19 Harris, Abby        | -                | -           | -                | - | 19 |
| 21 Fritlan, Bailey     | -                | -           | -                | - | 27 |
| 22 Springs, Logan      | -                | -           | -                | - | 2  |
| 23 Tucker, Samira      | 2                | -           | -                | - | 53 |
| 24 Luke, Adam          | 1                | -           | -                | - | 90 |
| 26 Ernsdorfer, Fanny   | 1                | 1           | 1                | - | 73 |
| 27 Grensch, Dora       | 6                | 3           | 1                | - | 49 |
| - Substitutes -        | -                | -           | -                | - | -  |
| 19 Harris, Abby        | -                | -           | -                | - | 19 |
| 21 Fritlan, Bailey     | -                | -           | -                | - | 27 |
| 22 Springs, Logan      | -                | -           | -                | - | 2  |
| 23 Tucker, Samira      | 2                | -           | -                | - | 53 |
| 24 Luke, Adam          | 1                | -           | -                | - | 90 |
| 26 Ernsdorfer, Fanny   | 1                | 1           | 1                | - | 73 |
| 27 Grensch, Dora       | 6                | 3           | 1                | - | 49 |
| - Substitutes -        | -                | -           | -                | - | -  |
| 19 Harris, Abby        | -                | -           | -                | - | 19 |
| 21 Fritlan, Bailey     | -                | -           | -                | - | 27 |
| 22 Springs, Logan      | -                | -           | -                | - | 2  |
| 23 Tucker, Samira      | 2                | -           | -                | - | 53 |
| 24 Luke, Adam          | 1                | -           | -                | - | 90 |
| 26 Ernsdorfer, Fanny   | 1                | 1           | 1                | - | 73 |
| 27 Grensch, Dora       | 6                | 3           | 1                | - | 49 |
| - Substitutes -        | -                | -           | -                | - | -  |
| 19 Harris, Abby        | -                | -           | -                | - | 19 |
| 21 Fritlan, Bailey     | -                | -           | -                | - | 27 |
| 22 Springs, Logan      | -                | -           | -                | - | 2  |
| 23 Tucker, Samira      | 2                | -           | -                | - | 53 |
| 24 Luke, Adam          | 1                | -           | -                | - | 90 |
| 26 Ernsdorfer, Fanny   | 1                | 1           | 1                | - | 73 |
| 27 Grensch, Dora       | 6                | 3           | 1                | - | 49 |
| - Substitutes -        | -                | -           | -                | - | -  |
| 19 Harris, Abby        | -                | -           | -                | - | 19 |
| 21 Fritlan, Bailey     | -                | -           | -                | - | 27 |
| 22 Springs, Logan      | -                | -           | -                | - | 2  |
| 23 Tucker, Samira      | 2                | -           | -                | - | 53 |
| 24 Luke, Adam          | 1                | -           | -                | - | 90 |
| 26 Ernsdorfer, Fanny   | 1                | 1           | 1                | - | 73 |
| 27 Grensch, Dora       | 6                | 3           | 1                | - | 49 |
| - Substitutes -        | -                | -           | -                | - | -  |
| 19 Harris, Abby        | -                | -           | -                | - | 19 |
| 21 Fritlan, Bailey     | -                | -           | -                | - | 27 |
| 22 Springs, Logan      | -                | -           | -                | - | 2  |
| 23 Tucker, Samira      | 2                | -           | -                | - | 53 |
| 24 Luke, Adam          | 1                | -           | -                | - | 90 |
| 26 Ernsdorfer, Fanny   | 1                | 1           | 1                | - | 73 |
| 27 Grensch, Dora       | 6                | 3           | 1                | - | 49 |
| - Substitutes -        | -                | -           | -                | - | -  |
| 19 Harris, Abby        | -                | -           | -                | - | 19 |
| 21 Fritlan, Bailey     | -                | -           | -                | - | 27 |
| 22 Springs, Logan      | -                | -           | -                | - | 2  |
| 23 Tucker, Samira      | 2                | -           | -                | - | 53 |
| 24 Luke, Adam          | 1                | -           | -                | - | 90 |
| 26 Ernsdorfer, Fanny   | 1                | 1           | 1                | - | 73 |
| 27 Grensch, Dora       | 6                | 3           | 1                | - | 49 |
| - Substitutes -        | -                | -           | -                | - | -  |
| 19 Harris, Abby        | -                | -           | -                | - | 19 |
| 21 Fritlan, Bailey     | -                | -           | -                | - | 27 |
| 22 Springs, Logan      | -                | -           | -                | - | 2  |
| 23 Tucker, Samira      | 2                | -           | -                | - | 53 |
| 24 Luke, Adam          | 1                | -           | -                | - | 90 |
| 26 Ernsdorfer, Fanny   | 1                | 1           | 1                | - | 73 |
| 27 Grensch, Dora       | 6                | 3           | 1                | - | 49 |
| - Substitutes -        | -                | -           | -                | - | -  |
| 19 Harris, Abby        | -                | -           | -                | - | 19 |
| 21 Fritlan, Bailey     | -                | -           | -                | - | 27 |
| 22 Springs, Logan      | -                | -           | -                | - | 2  |
| 23 Tucker, Samira      | 2                | -           | -                | - | 53 |
| 24 Luke, Adam          | 1                | -           | -                | - | 90 |
| 26 Ernsdorfer, Fanny   | 1                | 1           | 1                | - | 73 |
| 27 Grensch, Dora       | 6                | 3           | 1                | - | 49 |
| - Substitutes -        | -                | -           | -                | - | -  |
| 19 Harris, Abby        | -                | -           | -                | - | 19 |
| 21 Fritlan, Bailey     | -                | -           | -                | - | 27 |
| 22 Springs, Logan      | -                | -           | -                | - | 2  |
| 23 Tucker, Samira      | 2                | -           | -                | - | 53 |
| 24 Luke, Adam          | 1                | -           | -                | - | 90 |
| 26 Ernsdorfer, Fanny   | 1                | 1           | 1                | - | 73 |
| 27 Grensch, Dora       | 6                | 3           | 1                | - | 49 |
| - Substitutes -        | -                | -           | -                | - | -  |
| 19 Harris, Abby        | -                | -           | -                | - | 19 |
| 21 Fritlan, Bailey     | -                | -           | -                | - | 27 |
| 22 Springs, Logan      | -                | -           | -                | - | 2  |
| 23 Tucker, Samira      | 2                | -           | -                | - | 53 |
|                        |                  |             |                  |   |    |



# 2018 BOX SCORES



## Soccer Box Score (Final) The Automated ScoreBook

Arkansas State vs COASTAL (Oct 25, 2018 at Conway, S.C.)



## Soccer Box Score (Final) The Automated ScoreBook

Arkansas State vs #2 Little Rock (10/21/2018 at Foley, Ala.)



Arkansas State (8-7-2, 5-5 SBC) vs. COASTAL (8-7-1, 7-3 SBC)  
Date: Oct 25, 2018 • Attendance: 113  
Weather:

| Goals by period | 1 | 2 | OT | Total |
|-----------------|---|---|----|-------|
| Arkansas State  | 0 | 1 | 0  | 1     |
| COASTAL         | 0 | 1 | 1  | 2     |

| Arkansas State           | Sh | SO | G | A | Fo | Min |
|--------------------------|----|----|---|---|----|-----|
| pk 1 Ponder, Kelsey      | -  | -  | - | - | -  | 92  |
| f 2 Smith, Olivia        | -  | -  | - | - | -  | 82  |
| mf 3 Brochu, Lindsey     | 1  | -  | - | - | -  | 92  |
| mf 6 Macintosh, Victoria | 2  | 2  | - | - | -  | 62  |
| f 7 Sodoma, Sarah        | 1  | -  | - | - | -  | 58  |
| f 10 Eberozzi, Riley     | 2  | 1  | - | - | -  | 87  |
| f 14 Erti, Maggie        | 2  | -  | - | - | -  | 79  |
| mf 15 Schneider, Taylor  | -  | -  | - | - | -  | 75  |
| mf 18 Furo, Haley        | 1  | 1  | - | - | -  | 92  |
| d 20 O'Brien, Dana       | -  | -  | - | - | -  | 92  |
| d 21 Coates, Juliana     | 1  | -  | - | - | -  | 92  |
| -- Substitutes --        |    |    |   |   |    |     |
| 5 Harris, Abby           | -  | -  | - | - | -  | 17  |
| 13 Andrea, Amy           | -  | -  | - | - | -  | 15  |
| 16 Gallo, Bailey         | -  | -  | - | - | -  | 13  |
| 24 Wipke, Jill           | -  | -  | - | - | -  | 28  |
| 26 Husted, Haley         | -  | -  | - | - | -  | 58  |
| Totals                   | 11 | 4  | 1 | 0 | 5  |     |

| COASTAL                 | Sh | SO | G | A | Fo | Min |
|-------------------------|----|----|---|---|----|-----|
| ss 00 Knipfstein, Eva   | 2  | -  | - | - | -  | 92  |
| f 2 Johannsdottir, Sara | 2  | -  | - | - | -  | 72  |
| mf 5 Oliver, Brianna    | -  | -  | - | - | -  | 82  |
| d 6 Heston, Keira       | -  | -  | - | - | -  | 92  |
| d 9 Monroe, Ariana      | -  | -  | - | - | -  | 62  |
| mf 10 Miller, Hannah    | 5  | 1  | 1 | - | -  | 62  |
| mf 12 Dabner, Lauren    | 1  | 1  | 1 | - | -  | 50  |
| f 19 Price, Kaylee      | 1  | -  | - | - | -  | 35  |
| d 20 Botsick, Kylie     | 1  | -  | - | - | -  | 92  |
| f 24 Neely, Heston      | 2  | -  | - | - | -  | 84  |
| d 27 Cherry, Mackenzie  | 1  | -  | - | - | -  | 92  |
| -- Substitutes --       |    |    |   |   |    |     |
| 7 Gibbs, Mackenzie      | 2  | 1  | - | - | -  | 38  |
| 11 Austin, Lorenna      | 1  | -  | - | - | -  | 42  |
| 14 Rockhill, Elisabeth  | 1  | 1  | - | - | -  | 61  |
| 16 Gulyaev, Wilma       | 2  | 1  | - | - | -  | 43  |
| 25 Smychynsky, Gabby    | 2  | 1  | - | - | -  | 10  |
| 28 Goggin, Abby         | 20 | 6  | 2 | 2 | 4  | 33  |
| Totals                  | 20 | 6  | 2 | 2 | 4  |     |

| # Goalkeepers          | Min   | GA | Saves |    |
|------------------------|-------|----|-------|----|
| 1 Ponder, Kelsey       | 92:00 | 2  | 4     |    |
| <b>Shots by period</b> |       |    |       |    |
| Arkansas State         | 4     | 7  | 0     | 11 |
| COASTAL                | 7     | 12 | 1     | 20 |
| <b>Corner kicks</b>    |       |    |       |    |
| Arkansas State         | 0     | 7  | 0     | 7  |
| COASTAL                | 0     | 3  | 0     | 3  |

| # Goalkeepers          | Min   | GA | Saves |   |
|------------------------|-------|----|-------|---|
| 00 Knipfstein, Eva     | 91:00 | 1  | 3     |   |
| <b>Saves by period</b> |       |    |       |   |
| Arkansas State         | 2     | 2  | 0     | 4 |
| COASTAL                | 1     | 2  | 0     | 3 |
| <b>Fouls</b>           |       |    |       |   |
| Arkansas State         | 4     | 1  | 0     | 5 |
| COASTAL                | 2     | 2  | 0     | 4 |

**Scoring summary:**  
No. Time Team Goal scorer Assist Description  
1. 00:13 ASU Furo, Haley Corner kick  
2. 04:11 COASTAL Miller, Hannah (4) Rockhill, Elisabeth 28 yards out head goal to right corner  
3. 31:46 COASTAL Dabner, Lauren (3) Goggin, Abby 29 freed shot into box and number 12 pun home.

**Cautions and ejections:**  
Was ejected: See (4-2). Lora-Ponder, Kelsey (8-4-1).  
Officials: Referee: Carmén Serbio; Ass. Referee: Patrick Whitman; Emma Richards; Ab. Official: Sam Hoag; Timekeeper: Costela Caranino; Scorer: Coastal Carolina.  
Offides: Arkansas State 1, COASTAL 1

Official's signature

Arkansas State (8-7-3) vs. Little Rock (12-4-3)  
Date: 10/21/2018 • Attendance:  
Weather: 80°, Clear

| Goals by period | 1 | 2 | OT | 02 | 03 | Total |
|-----------------|---|---|----|----|----|-------|
| Arkansas State  | 1 | 0 | 0  | 0  | 0  | 1     |
| Little Rock     | 0 | 1 | 0  | 0  | 0  | 1     |

| Arkansas State          | Sh | SO | G | A | Fo | Min |
|-------------------------|----|----|---|---|----|-----|
| pk 1 Ponder, Kelsey     | -  | -  | - | - | -  | 110 |
| f 2 Smith, Olivia       | -  | -  | - | - | -  | 108 |
| m 3 Brochu, Lindsey     | 1  | -  | - | - | -  | 110 |
| d 6 Macintosh, Victoria | 2  | -  | - | - | -  | 81  |
| f 7 Sodoma, Sarah       | 2  | -  | - | - | -  | 69  |
| d 10 Eberozzi, Riley    | -  | -  | - | - | -  | 110 |
| f 14 Erti, Maggie       | 3  | 1  | - | - | -  | 98  |
| m 15 Schneider, Taylor  | 1  | 1  | - | - | -  | 102 |
| m 18 Furo, Haley        | 3  | 1  | - | - | -  | 81  |
| d 20 O'Brien, Dana      | -  | -  | - | - | -  | 110 |
| d 21 Coates, Juliana    | 2  | -  | - | - | -  | 110 |
| -- Substitutes --       |    |    |   |   |    |     |
| 13 Andrea, Amy          | -  | -  | - | - | -  | 2   |
| 16 Gallo, Bailey        | -  | -  | - | - | -  | 17  |
| 24 Wipke, Jill          | -  | -  | - | - | -  | 19  |
| 25 Nealey, Bailey       | -  | -  | - | - | -  | 16  |
| 26 Husted, Haley        | -  | -  | - | - | -  | 70  |
| Totals                  | 14 | 3  | 1 | 1 | 6  |     |

| Little Rock               | Sh | SO | G | A | Fo | Min  |
|---------------------------|----|----|---|---|----|------|
| ss 1 Johannsdottir, Sara  | -  | -  | - | - | -  | 110  |
| mf 3 Palmer, Claire       | -  | -  | - | - | -  | 1 68 |
| d 4 Rokka, Samantha       | -  | -  | - | - | -  | 95   |
| mf 6 Smoczyk, Morgan      | 4  | 1  | - | - | -  | 1106 |
| mf 12 Tucker, Sara        | 1  | -  | - | - | -  | 72   |
| d 13 Hellmers, Nora       | -  | -  | - | - | -  | 103  |
| mf 17 Purvine, Jaclyn     | 5  | 4  | - | - | -  | 1 90 |
| d 20 Johannsdottir, Beagr | -  | -  | - | - | -  | 110  |
| d 22 Seifert, Liess       | 2  | 1  | - | - | -  | 110  |
| mf 25 Elnarsson, Fanny    | 1  | -  | - | - | -  | 1 99 |
| mf 27 Greulich, Doro      | 3  | 1  | - | - | -  | 1 76 |
| -- Substitutes --         |    |    |   |   |    |      |
| 2 Geren, Natalie          | -  | -  | - | - | -  | 35   |
| 5 Feltus, Bailey          | -  | -  | - | - | -  | 23   |
| 8 Burger, Maevie          | -  | -  | - | - | -  | 38   |
| 11 Aparicio Gil, Anla     | 1  | -  | - | - | -  | 72   |
| 19 Laughlin, Peyton       | -  | -  | - | - | -  | 2    |
| Totals                    | 17 | 8  | 1 | 1 | 2  |      |

| # Goalkeepers          | Min    | GA | Saves |   |    |    |
|------------------------|--------|----|-------|---|----|----|
| 1 Ponder, Kelsey       | 110:00 | 1  | 7     |   |    |    |
| <b>Shots by period</b> |        |    |       |   |    |    |
| Arkansas State         | 6      | 3  | 2     | 0 | 14 |    |
| Little Rock            | 2      | 11 | 2     | 2 | 0  | 17 |
| <b>Corner kicks</b>    |        |    |       |   |    |    |
| Arkansas State         | 2      | 0  | 2     | 0 | 0  | 4  |
| Little Rock            | 0      | 4  | 0     | 2 | 0  | 6  |

| # Goalkeepers          | Min    | GA | Saves |   |   |   |
|------------------------|--------|----|-------|---|---|---|
| 1 Johannsdottir, Sara  | 110:00 | 1  | 2     |   |   |   |
| <b>Saves by period</b> |        |    |       |   |   |   |
| Arkansas State         | 1      | 4  | 1     | 0 | 7 |   |
| Little Rock            | 1      | 0  | 1     | 0 | 0 | 2 |
| <b>Fouls</b>           |        |    |       |   |   |   |
| Arkansas State         | 1      | 2  | 0     | 0 | 0 | 3 |
| Little Rock            | 2      | 4  | 1     | 0 | 0 | 7 |

**Scoring summary:**  
No. Time Team Goal scorer Assist Description  
1. 17:05 ASU Furo, Haley Corner kick  
2. 37:34 LR Seifert, Liess Smoczyk, Morgan 32nd rebound off corner  
3. 11:00 LR Seifert, Liess (unassisted)  
4. 11:00 ASU Furo, Haley (unassisted)  
5. 11:00 LR Tucker, Sara (unassisted)  
6. 11:00 LR Eberozzi, Riley (unassisted)  
7. 11:00 ASU Schneider, Taylor (unassisted)  
8. 11:00 ASU Hellmers, Nora (unassisted)

**Cautions and ejections:**  
Arkansas State-Ponder, Kelsey (6-4-2). Little Rock-Johannsdottir, Sara (12-4-3).  
Stadium: Foley Sport Tourism  
Officials: Referee: Alyssa Pennington; Ass. Referee: Alicia Messer; Olivia Ling; Ab. Official: Achive Narnson; Timekeeper: Keith Nunez; Scorer: Was Johnson.  
Offides: Arkansas State 1, Little Rock 0

Official's signature

## 2018 OVERALL STATISTICS



| ALL GAMES          | G-GS      | MIN      | G         | A         | POINTS    | SHOTS      | SHOT%       | SOG        | SOG%        | YC        | RC       | GWG      | PK-ATT     | CNR        |
|--------------------|-----------|----------|-----------|-----------|-----------|------------|-------------|------------|-------------|-----------|----------|----------|------------|------------|
| Maggie Ertl        | 18-16     | 1308     | 4         | 7         | 15        | 35         | .114        | 16         | .457        | 1         | 0        | 1        | 0-0        | 45         |
| Hailey Furio       | 18-18     | 1081     | 5         | 2         | 12        | 20         | .250        | 9          | .450        | 0         | 0        | 2        | 0-0        | 10         |
| Sarah Sodoma       | 18-18     | 1350     | 5         | 1         | 11        | 37         | .135        | 23         | .622        | 1         | 0        | 2        | 0-0        | 1          |
| Haley Husted       | 16-2      | 635      | 3         | 1         | 7         | 10         | .300        | 7          | .700        | 1         | 0        | 1        | 0-0        | 2          |
| Riley Ebenroth     | 18-18     | 1549     | 2         | 2         | 6         | 19         | .105        | 10         | .526        | 1         | 0        | 1        | 0-0        | 42         |
| Taylor Schneider   | 13-13     | 1423     | 2         | 0         | 4         | 29         | .069        | 13         | .448        | 2         | 0        | 0        | 0-0        | 0          |
| Bailey Gellis      | 18-0      | 340      | 2         | 0         | 4         | 10         | .200        | 4          | .400        | 0         | 0        | 1        | 0-0        | 1          |
| Victoria MacIntosh | 18-17     | 1362     | 0         | 3         | 3         | 19         | .000        | 6          | .316        | 0         | 0        | 0        | 0-0        | 0          |
| Hannah Maupin      | 12-0      | 419      | 1         | 0         | 2         | 3          | .333        | 2          | .667        | 0         | 0        | 0        | 0-0        | 0          |
| Dana O'Boye        | 18-18     | 1666     | 1         | 0         | 2         | 3          | .333        | 2          | .667        | 0         | 0        | 0        | 1-1        | 0          |
| Madison Garrison   | 11-0      | 196      | 0         | 1         | 1         | 4          | .000        | 2          | .500        | 0         | 0        | 0        | 0-0        | 1          |
| Peyton Trester     | 9-0       | 128      | 0         | 1         | 1         | 2          | .000        | 1          | .500        | 0         | 0        | 0        | 0-0        | 1          |
| Hannah Davis       | 3-0       | 23       | 0         | 1         | 1         | 0          | .000        | 0          | .000        | 0         | 0        | 0        | 0-0        | 1          |
| Shayla Dixon       | 1-0       | 15       | 0         | 1         | 1         | 0          | .000        | 0          | .000        | 0         | 0        | 0        | 0-0        | 0          |
| Abby Harris        | 16-0      | 304      | 0         | 1         | 1         | 0          | .000        | 0          | .000        | 0         | 0        | 0        | 0-0        | 0          |
| Julianna Coates    | 18-18     | 1618     | 0         | 0         | 0         | 9          | .000        | 0          | .000        | 1         | 0        | 0        | 0-0        | 0          |
| Lindsey Brochu     | 18-18     | 1538     | 0         | 0         | 0         | 9          | .000        | 2          | .222        | 0         | 0        | 0        | 0-0        | 0          |
| Olivia Smith       | 18-18     | 1462     | 0         | 0         | 0         | 4          | .000        | 1          | .250        | 3         | 0        | 0        | 0-0        | 0          |
| Jill Wipke         | 16-1      | 448      | 0         | 0         | 0         | 2          | .000        | 0          | .000        | 0         | 0        | 0        | 0-0        | 0          |
| Riley Minard       | 3-0       | 26       | 0         | 0         | 0         | 0          | .000        | 0          | .000        | 0         | 0        | 0        | 0-0        | 0          |
| Megan McClure      | 7-6       | 585      | 0         | 0         | 0         | 0          | .000        | 0          | .000        | 0         | 0        | 0        | 0-0        | 0          |
| Julie Chambers     | 3-0       | 41       | 0         | 0         | 0         | 0          | .000        | 0          | .000        | 0         | 0        | 0        | 0-0        | 0          |
| Amy Andrea         | 10-0      | 143      | 0         | 0         | 0         | 0          | .000        | 0          | .000        | 0         | 0        | 0        | 0-0        | 0          |
| Hailey Schu        | 2-0       | 12       | 0         | 0         | 0         | 0          | .000        | 0          | .000        | 0         | 0        | 0        | 0-0        | 0          |
| Kelsey Ponder      | 12-3      | 1116     | 0         | 0         | 0         | 0          | .000        | 0          | .000        | 0         | 0        | 0        | 0-0        | 0          |
| Eda Senger         | 1-0       | 6        | 0         | 0         | 0         | 0          | .000        | 0          | .000        | 0         | 0        | 0        | 0-0        | 0          |
| Sophia Restrepo    | 1-0       | 0        | 0         | 0         | 0         | 1          | .000        | 1          | 1.000       | 0         | 0        | 0        | 0-0        | 0          |
| <b>Total</b>       | <b>18</b> | <b>-</b> | <b>26</b> | <b>21</b> | <b>73</b> | <b>215</b> | <b>.121</b> | <b>99</b>  | <b>.460</b> | <b>10</b> | <b>0</b> | <b>8</b> | <b>1-1</b> | <b>105</b> |
| <b>Opponents</b>   | <b>18</b> | <b>-</b> | <b>21</b> | <b>21</b> | <b>63</b> | <b>259</b> | <b>.081</b> | <b>106</b> | <b>.409</b> | <b>11</b> | <b>0</b> | <b>7</b> | <b>101</b> | <b>68</b>  |

| GOALIE           | G-GS      | MIN            | GA        | GA AVG      | SAVES     | PCT         | W        | L        | T        | SHO/CBO  | SHOTS FACED |
|------------------|-----------|----------------|-----------|-------------|-----------|-------------|----------|----------|----------|----------|-------------|
| Eda Senger       | 1-0       | 6:22           | 0         | 0.00        | 0         | .000        | 0        | 0        | 0        | 0/0      | 0           |
| Kelsey Ponder    | 12-12     | 1114:56        | 12        | 0.97        | 57        | .826        | 6        | 4        | 2        | 2/1      | 171         |
| Megan McClure    | 7-6       | 585:17         | 9         | 1.38        | 28        | .757        | 2        | 3        | 1        | 1/1      | 86          |
| Team             | -         | 0:00           | 0         | 0.00        | 0         | .000        | 0        | 0        | 0        | 1/0      | 0           |
| <b>Total</b>     | <b>18</b> | <b>1706:35</b> | <b>21</b> | <b>1.11</b> | <b>85</b> | <b>.802</b> | <b>8</b> | <b>7</b> | <b>3</b> | <b>4</b> | <b>257</b>  |
| <b>Opponents</b> | <b>18</b> | <b>1706:35</b> | <b>26</b> | <b>1.37</b> | <b>73</b> | <b>.737</b> | <b>7</b> | <b>8</b> | <b>3</b> | <b>4</b> | <b>209</b>  |

| Goals by Period | 1st | 2nd | OT | OT2 | Total |
|-----------------|-----|-----|----|-----|-------|
| Arkansas State  | 11  | 13  | 2  | 0   | 26    |
| Opponents       | 7   | 12  | 2  | 0   | 21    |

| Corners by Period | 1st | 2nd | OT | OT2 | Total |
|-------------------|-----|-----|----|-----|-------|
| Arkansas State    | 38  | 61  | 6  | 0   | 105   |
| Opponents         | 19  | 46  | 0  | 3   | 68    |

| Shots by Period | 1st | 2nd | OT | OT2 | Total |
|-----------------|-----|-----|----|-----|-------|
| Arkansas State  | 93  | 104 | 15 | 3   | 215   |
| Opponents       | 103 | 140 | 10 | 6   | 259   |

| Fouls by Period | 1st | 2nd | OT | OT2 | Total |
|-----------------|-----|-----|----|-----|-------|
| Arkansas State  | 79  | 88  | 7  | 4   | 178   |
| Opponents       | 67  | 72  | 4  | 1   | 144   |

| Saves by Period | 1st | 2nd | OT | OT2 | Total |
|-----------------|-----|-----|----|-----|-------|
| Arkansas State  | 32  | 47  | 3  | 3   | 85    |
| Opponents       | 31  | 36  | 6  | 0   | 73    |

| Attendance Summary | A-State | Opponent |
|--------------------|---------|----------|
| Total              | 1327    | 3147     |
| Dates/AvgPerDate   | 8/166   | 9/350    |
| Neutral Site #/Avg | 1/0     |          |

## 2018 SUN BELT STATISTICS



| SBC GAMES          | G-GS      | MIN      | G         | A         | POINTS    | SHOTS      | SHOT%       | SOG       | SOG%        | YC       | RC       | GWG      | PK-ATT     | CNR       |
|--------------------|-----------|----------|-----------|-----------|-----------|------------|-------------|-----------|-------------|----------|----------|----------|------------|-----------|
| Maggie Ertl        | 10-10     | 728      | 2         | 4         | 8         | 22         | .091        | 12        | .545        | 1        | 0        | 1        | 0-0        | 38        |
| Hailey Furio       | 10-10     | 545      | 2         | 0         | 4         | 10         | .200        | 4         | .400        | 0        | 0        | 1        | 0-0        | 8         |
| Sarah Sodoma       | 10-10     | 728      | 3         | 0         | 6         | 26         | .115        | 16        | .615        | 1        | 0        | 2        | 0-0        | 0         |
| Haley Husted       | 10-0      | 399      | 3         | 1         | 7         | 9          | .333        | 6         | .667        | 0        | 0        | 1        | 0-0        | 2         |
| Riley Ebenroth     | 10-10     | 869      | 1         | 2         | 4         | 16         | .062        | 9         | .562        | 0        | 0        | 0        | 0-0        | 23        |
| Taylor Schneider   | 10-10     | 789      | 2         | 0         | 4         | 20         | .100        | 9         | .450        | 2        | 0        | 0        | 0-0        | 0         |
| Bailey Gellis      | 10-0      | 164      | 1         | 0         | 2         | 7          | .143        | 2         | .286        | 0        | 0        | 0        | 0-0        | 1         |
| Victoria MacIntosh | 10-10     | 775      | 0         | 2         | 2         | 13         | .000        | 5         | .385        | 0        | 0        | 0        | 0-0        | 0         |
| Hannah Maupin      | 5-0       | 217      | 1         | 0         | 2         | 1          | 1.000       | 1         | 1.000       | 0        | 0        | 0        | 0-0        | 0         |
| Dana O'Boye        | 10-10     | 916      | 1         | 0         | 2         | 3          | .333        | 2         | .667        | 0        | 0        | 0        | 1-1        | 0         |
| Madison Garrison   | 7-0       | 149      | 0         | 1         | 1         | 3          | .000        | 1         | .333        | 0        | 0        | 0        | 0-0        | 0         |
| Peyton Trester     | 4-0       | 61       | 0         | 0         | 0         | 0          | .000        | 0         | .000        | 0        | 0        | 0        | 0-0        | 0         |
| Hannah Davis       | 2-0       | 13       | 0         | 0         | 0         | 0          | .000        | 0         | .000        | 0        | 0        | 0        | 0-0        | 0         |
| Shayla Dixon       | 1-0       | 15       | 0         | 1         | 1         | 0          | .000        | 0         | .000        | 0        | 0        | 0        | 0-0        | 0         |
| Abby Harris        | 9-0       | 136      | 0         | 0         | 0         | 0          | .000        | 0         | .000        | 0        | 0        | 0        | 0-0        | 0         |
| Juliana Coates     | 10-10     | 848      | 0         | 0         | 0         | 5          | .000        | 0         | .000        | 0        | 0        | 0        | 0-0        | 0         |
| Lindsey Brochu     | 10-10     | 878      | 0         | 0         | 0         | 5          | .000        | 1         | .200        | 0        | 0        | 0        | 0-0        | 0         |
| Olivia Smith       | 10-10     | 757      | 0         | 0         | 0         | 4          | .000        | 1         | .250        | 2        | 0        | 0        | 0-0        | 0         |
| Jill Wipke         | 8-0       | 147      | 0         | 0         | 0         | 2          | .000        | 0         | .000        | 0        | 0        | 0        | 0-0        | 0         |
| Amy Andrea         | 4-0       | 47       | 0         | 0         | 0         | 0          | .000        | 0         | .000        | 0        | 0        | 0        | 0-0        | 0         |
| Hailey Schue       | 1-0       | 7        | 0         | 0         | 0         | 0          | .000        | 0         | .000        | 0        | 0        | 0        | 0-0        | 0         |
| Sophia Restrepo    | 1-0       | 0        | 0         | 0         | 0         | 1          | .000        | 1         | 1.000       | 0        | 0        | 0        | 0-0        | 0         |
| <b>Total</b>       | <b>10</b> | <b>-</b> | <b>17</b> | <b>11</b> | <b>45</b> | <b>146</b> | <b>.116</b> | <b>70</b> | <b>.479</b> | <b>6</b> | <b>0</b> | <b>5</b> | <b>1-1</b> | <b>72</b> |
| <b>Opponents</b>   | <b>10</b> | <b>-</b> | <b>12</b> | <b>11</b> | <b>35</b> | <b>117</b> | <b>.103</b> | <b>41</b> | <b>.350</b> | <b>4</b> | <b>0</b> | <b>5</b> | <b>1-1</b> | <b>-</b>  |

| GOALIE           | G-GS      | MIN           | GA        | GA AVG      | SAVES     | PCT         | W        | L        | T        | SHO/CBO    | SHOTS FACED |
|------------------|-----------|---------------|-----------|-------------|-----------|-------------|----------|----------|----------|------------|-------------|
| Kelsey Ponder    | 7-7       | 647:23        | 8         | 1.11        | 20        | .714        | 4        | 3        | 0        | 1/0        | 83          |
| Megan McClure    | 3-3       | 269:45        | 4         | 1.33        | 9         | .692        | 1        | 2        | 0        | 1/0        | 34          |
| <b>Total</b>     | <b>10</b> | <b>917:08</b> | <b>12</b> | <b>1.18</b> | <b>29</b> | <b>.707</b> | <b>5</b> | <b>5</b> | <b>0</b> | <b>2/0</b> | <b>117</b>  |
| <b>Opponents</b> | <b>10</b> | <b>917:08</b> | <b>17</b> | <b>1.67</b> | <b>53</b> | <b>.757</b> | <b>5</b> | <b>5</b> | <b>0</b> | <b>3/0</b> | <b>146</b>  |

| Goals by Period | 1st | 2nd | OT | OT2 | Total |
|-----------------|-----|-----|----|-----|-------|
| Arkansas State  | 4   | 12  | 1  | -   | 17    |
| Opponents       | 2   | 8   | 2  | -   | 12    |

| Corners by Period | 1st | 2nd | OT | OT2 | Total |
|-------------------|-----|-----|----|-----|-------|
| Arkansas State    | 28  | 44  | 0  | -   | 72    |
| Opponents         | 9   | 21  | 0  | -   | 30    |

| Shots by Period | 1st | 2nd | OT | OT2 | Total |
|-----------------|-----|-----|----|-----|-------|
| Arkansas State  | 67  | 75  | 4  | -   | 146   |
| Opponents       | 44  | 70  | 3  | -   | 117   |

| Fouls by Period | 1st | 2nd | OT | OT2 | Total |
|-----------------|-----|-----|----|-----|-------|
| Arkansas State  | 48  | 43  | 3  | -   | 94    |
| Opponents       | 38  | 38  | 1  | -   | 77    |

| Saves by Period | 1st | 2nd | OT | OT2 | Total |
|-----------------|-----|-----|----|-----|-------|
| Arkansas State  | 9   | 20  | 0  | -   | 29    |
| Opponents       | 25  | 26  | 2  | -   | 53    |

| Attendance Summary | A-State | Opponent |
|--------------------|---------|----------|
| Total              | 969     | 1805     |
| Dates/AvgPerDate   | 5/194   | 5/361    |
| NeutralSite#/Avg   | 0/0     |          |



## 2018 TEAM CAMPARISON

|                       | W/L | G         | A         | PTS       | SHOTS      | SHOT%       | SOG        | SOG%        | GW       | PK-ATT     | YC        | RC       | MIN          |
|-----------------------|-----|-----------|-----------|-----------|------------|-------------|------------|-------------|----------|------------|-----------|----------|--------------|
| A-State               | W   | 2         | 1         | 5         | 5          | .400        | 3          | .600        | 1        | 0-0        | 1         | 0        | 990          |
| vs. UT Martin         |     | 0         | 0         | 0         | 19         | .000        | 6          | .316        | 0        | 0-0        | 1         | 0        | 990          |
| A-State               | T   | 1         | 2         | 4         | 18         | .056        | 9          | .500        | 0        | 0-0        | 0         | 0        | 1110         |
| vs. Omaha             |     | 1         | 1         | 3         | 11         | .091        | 4          | .364        | 0        | 0-0        | 1         | 0        | 1110         |
| A-State               | T   | 1         | 1         | 3         | 4          | .250        | 2          | .500        | 0        | 0-0        | 0         | 0        | 1110         |
| at Saint Louis        |     | 1         | 1         | 3         | 23         | .043        | 10         | .435        | 0        | 0-0        | 1         | 0        | 1110         |
| A-State               | W   | 2         | 2         | 6         | 10         | .200        | 7          | .700        | 1        | 0-0        | 0         | 0        | 1089         |
| at Tulsa              |     | 1         | 0         | 2         | 18         | .056        | 9          | .500        | 0        | 0-0        | 0         | 0        | 1089         |
| A-State               | W   | 1         | 2         | 4         | 8          | .125        | 2          | .250        | 1        | 0-0        | 2         | 0        | 990          |
| at Oral Roberts       |     | 0         | 0         | 0         | 20         | .000        | 9          | .450        | 0        | 0-0        | 1         | 0        | 990          |
| A-State               | L   | 1         | 1         | 3         | 6          | .167        | 2          | .333        | 0        | 0-0        | 1         | 0        | 990          |
| at Central Arkansas   |     | 2         | 4         | 8         | 15         | .133        | 9          | .600        | 1        | 0-0        | 2         | 0        | 990          |
| A-State               | L   | 0         | 0         | 0         | 4          | .000        | 1          | .250        | 0        | 0-0        | 0         | 0        | 990          |
| vs. Memphis           |     | 3         | 3         | 9         | 19         | .158        | 10         | .526        | 1        | 0-0        | 1         | 0        | 990          |
| A-State               | W   | 4         | 2         | 10        | 19         | .211        | 9          | .474        | 1        | 1-1        | 1         | 0        | 990          |
| vs. ULM               |     | 0         | 0         | 0         | 9          | .000        | 2          | .222        | 0        | 0-0        | 0         | 0        | 990          |
| A-State               | W   | 2         | 2         | 6         | 17         | .118        | 8          | .471        | 1        | 0-0        | 3         | 0        | 990          |
| vs. Georgia State     |     | 0         | 0         | 0         | 8          | .000        | 2          | .250        | 0        | 0-0        | 2         | 0        | 990          |
| A-State               | L   | 0         | 0         | 0         | 4          | .000        | 3          | .750        | 0        | 0-0        | 1         | 0        | 990          |
| at Louisiana          |     | 1         | 1         | 3         | 12         | .083        | 3          | .250        | 1        | 0-0        | 1         | 0        | 990          |
| A-State               | L   | 1         | 1         | 3         | 15         | .067        | 4          | .267        | 0        | 0-0        | 0         | 0        | 990          |
| at Texas State        |     | 2         | 3         | 7         | 9          | .222        | 5          | .556        | 1        | 0-0        | 0         | 0        | 990          |
| A-State               | L   | 0         | 0         | 0         | 16         | .000        | 6          | .375        | 0        | 0-0        | 0         | 0        | 1110         |
| vs. South Alabama     |     | 1         | 0         | 2         | 14         | .071        | 3          | .214        | 1        | 0-0        | 1         | 0        | 1110         |
| A-State               | W   | 4         | 3         | 11        | 15         | .267        | 9          | .600        | 1        | 0-0        | 0         | 0        | 990          |
| at Troy               |     | 1         | 1         | 3         | 7          | .143        | 4          | .571        | 0        | 0-0        | 0         | 0        | 990          |
| A-State               | L   | 0         | 0         | 0         | 8          | .000        | 3          | .375        | 0        | 0-0        | 0         | 0        | 990          |
| at Little Rock        |     | 3         | 2         | 8         | 14         | .214        | 8          | .571        | 1        | 1-1        | 0         | 0        | 990          |
| A-State               | W   | 3         | 2         | 8         | 27         | .111        | 14         | .519        | 1        | 0-0        | 1         | 0        | 990          |
| vs. Georgia Southern  |     | 1         | 1         | 3         | 12         | .083        | 4          | .333        | 0        | 0-0        | 0         | 0        | 990          |
| A-State               | W   | 2         | 1         | 5         | 14         | .143        | 10         | .714        | 1        | 0-0        | 0         | 0        | 1077         |
| at Appalachian State  |     | 1         | 1         | 3         | 12         | .083        | 4          | .333        | 0        | 0-0        | 0         | 0        | 1077         |
| A-State               | L   | 1         | 0         | 2         | 11         | .091        | 4          | .364        | 0        | 0-0        | 0         | 0        | 1012         |
| at Coastal Carolina   |     | 2         | 2         | 6         | 20         | .100        | 6          | .300        | 1        | 0-0        | 0         | 0        | 1012         |
| A-State               | T   | 1         | 1         | 3         | 14         | .071        | 3          | .214        | 0        | 0-0        | 0         | 0        | 1210         |
| vs Little Rock        |     | 1         | 1         | 3         | 17         | .059        | 8          | .471        | 0        | 0-0        | 0         | 0        | 1210         |
| <b>Arkansas State</b> |     | <b>26</b> | <b>21</b> | <b>73</b> | <b>215</b> | <b>.121</b> | <b>99</b>  | <b>.460</b> | <b>8</b> | <b>1-1</b> | <b>10</b> | <b>0</b> | <b>18608</b> |
| <b>Opponent</b>       |     | <b>21</b> | <b>21</b> | <b>63</b> | <b>259</b> | <b>.081</b> | <b>106</b> | <b>.409</b> | <b>7</b> | <b>1-1</b> | <b>11</b> | <b>0</b> | <b>18608</b> |

# 2018 HIGHS & LOWS



| A-State Game Highs |      |                       |
|--------------------|------|-----------------------|
| Points             | 11   | at Troy (10/12)       |
|                    | 10   | ULM (9/21)            |
| Goals              | 4    | at Troy (10/12)       |
|                    | 4    | ULM (9/21)            |
|                    | 3    | GA. SOUTHERN (10/19)  |
| Assists            | 3    | at Troy (10/12)       |
|                    | 2    | ULM (9/21)            |
|                    | 2    | at Oral Roberts (9/2) |
|                    | 1    | at Tulsa (8/31)       |
| Shots              | 27   | GA. SOUTHERN (10/19)  |
|                    | 19   | ULM (9/21)            |
| Shot Percentage    | .400 | UT MARTIN (8/16)      |
|                    | .267 | at Troy (10/12)       |
| Shots on Goal      | 14   | GA. SOUTHERN (10/19)  |
|                    | 10   | APP STATE (10/20)     |
| On Goal Percentage | .750 | at Louisiana (9/28)   |
|                    | .714 | APP STATE (10/20)     |
|                    | .700 | at Tulsa (8/31)       |
| Saves              | 9    | at Oral Roberts (9/2) |
|                    | 9    | at Saint Louis (8/24) |
|                    | 8    | at Tulsa (8/31)       |
| Corner Kicks       | 13   | at Troy (10/12)       |
|                    | 10   | OMAHA (8/19)          |
| Fouls              | 15   | GEORGIA STATE (9/23)  |
|                    | 15   | at Oral Roberts (9/2) |
|                    | 14   | at Tulsa (8/31)       |

| A-State Game Lows |   |                             |
|-------------------|---|-----------------------------|
| Points            | 0 | Four Times                  |
| Goals             | 0 | Four Times                  |
| Assists           | 0 | Five Times                  |
| Shots             | 4 | at Saint Louis (8/24)       |
|                   | 4 | MEMPHIS (9/13)              |
|                   | 4 | at Louisiana (9/28)         |
| Shots on Goal     | 1 | MEMPHIS (9/13)              |
|                   | 2 | at Central Arkansas (9/9)   |
|                   | 2 | at Oral Roberts (9/2)       |
|                   | 2 | at Saint Louis (8/24)       |
| Saves             | 2 | SOUTH ALABAMA (10/4)        |
|                   | 2 | at Louisiana (9/28)         |
|                   | 2 | GEORGIA STATE (9/23)        |
|                   | 2 | ULM (9/21)                  |
| Corner Kicks      | 1 | UT MARTIN (8/16)            |
|                   | 2 | at Oral Roberts (9/2)       |
| Fouls             | 5 | at Coastal Carolina (10/25) |
|                   | 5 | at Texas State (9/30)       |
|                   | 6 | vs. Little Rock (10/31)     |

| Opponent Game Highs |      |                             |
|---------------------|------|-----------------------------|
| Points              | 9    | MEMPHIS (9/13)              |
|                     | 8    | at Little Rock (10/14)      |
| Goals               | 3    | at Little Rock (10/14)      |
|                     | 3    | MEMPHIS (9/13)              |
|                     | 2    | at Coastal Carolina (10/25) |
|                     | 2    | at Texas State (9/30)       |
|                     | 2    | at Central Arkansas (9/9)   |
| Assists             | 4    | at Central Arkansas (9/9)   |
|                     | 3    | at Texas State (9/30)       |
|                     | 3    | MEMPHIS (9/13)              |
| Shots               | 23   | at Saint Louis (8/24)       |
|                     | 20   | at Coastal Carolina (10/25) |
|                     | 20   | at Oral Roberts (9/2)       |
| Shot Percentage     | .222 | at Texas State (9/30)       |
|                     | .158 | MEMPHIS (9/13)              |
| Shots on Goal       | 10   | MEMPHIS (9/13)              |
|                     | 10   | at Saint Louis (8/24)       |
|                     | 9    | at Central Arkansas (9/9)   |
|                     | 9    | at Oral Roberts (9/2)       |
|                     | 9    | at Tulsa (8/31)             |
| On Goal Percentage  | .600 | at Central Arkansas (9/9)   |
|                     | .571 | at Little Rock (10/14)      |
|                     | .571 | at Troy (10/12)             |
| Saves               | 11   | GA. SOUTHERN (10/19)        |
|                     | 8    | APP STATE (10/20)           |
|                     | 8    | OMAHA (8/19)                |
| Corner Kicks        | 10   | at Saint Louis (8/24)       |
|                     | 7    | MEMPHIS (9/13)              |
| Fouls               | 14   | OMAHA (8/19)                |
|                     | 11   | at Tulsa (8/31)             |

| Opponent Game Lows |   |                             |
|--------------------|---|-----------------------------|
| Points             | 0 | Four Times                  |
| Goals              | 0 | Four Times                  |
| Assists            | 0 | Six Times                   |
| Shots              | 7 | at Troy (10/12)             |
|                    | 8 | GEORGIA STATE (9/23)        |
| Shots on Goal      | 2 | GEORGIA STATE (9/23)        |
|                    | 3 | SOUTH ALABAMA (10/4)        |
|                    | 3 | at Louisiana (9/28)         |
| Saves              | 1 | MEMPHIS (9/13)              |
|                    | 1 | at Central Arkansas (9/9)   |
|                    | 1 | at Oral Roberts (9/2)       |
|                    | 1 | at Saint Louis (8/24)       |
|                    | 1 | UT MARTIN (8/16)            |
| Corner Kicks       | 1 | at Louisiana (9/28)         |
|                    | 1 | at Tulsa (8/31)             |
|                    | 2 | at Troy (10/12)             |
|                    | 2 | ULM (9/21)                  |
|                    | 2 | at Central Arkansas (9/9)   |
|                    | 2 | at Oral Roberts (9/2)       |
|                    | 2 | OMAHA (8/19)                |
| Fouls              | 3 | SOUTH ALABAMA (10/4)        |
|                    | 4 | at Coastal Carolina (10/25) |
|                    | 4 | at Central Arkansas (9/9)   |

# 2018 SUN BELT RECAP



| Final Standings   | Sun Belt |      | Overall |      |
|-------------------|----------|------|---------|------|
|                   | W-L-T    | Pct. | W-L-T   | Pct. |
| Texas State%      | 8-0-2    | .900 | 11-6-3  | .625 |
| Little Rock#      | 7-2-1    | .750 | 14-5-3  | .705 |
| Coastal Carolina  | 7-3-0    | .700 | 8-8-1   | .500 |
| Appalachian State | 6-4-0    | .600 | 9-9-1   | .500 |
| South Alabama     | 5-4-1    | .550 | 8-9-2   | .474 |
| Georgia State     | 5-4-1    | .550 | 8-10-2  | .450 |
| Arkansas State    | 5-5-0    | .500 | 8-7-3   | .528 |
| Troy              | 4-6-0    | .400 | 5-14-1  | .275 |
| Georgia Southern  | 3-7-0    | .300 | 5-12-0  | .294 |
| Louisiana         | 2-7-1    | .250 | 3-12-3  | .250 |
| ULM               | 0-10-0   | .000 | 0-17-0  | .000 |

% - Regular Season Champion # SBC Tournament Champions

| Team (All Games)      | Final Statistics Rankings |      |          |      |
|-----------------------|---------------------------|------|----------|------|
|                       | All Games                 |      | SBC Only |      |
| Shots                 | 7th                       | 215  | 5th      | 146  |
| Points                | 3rd                       | 73   | 3rd      | 45   |
| Goals                 | T3rd                      | 26   | 3rd      | 17   |
| Goals Per Game        | 2nd                       | 1.44 | 3rd      | 1.70 |
| Assists               | T3rd                      | 21   | 5th      | 12   |
| Assists Per Game      | 3rd                       | 1.17 | T6th     | 1.10 |
| Goals Allowed         | T3rd                      | 21   | 7th      | 12   |
| Goals Against Average | 4TH                       | 1.11 | 7th      | 1.18 |
| Saves                 | 8th                       | 85   | 11th     | 29   |
| Shutouts              | T7th                      | 4    | T7th     | 2    |
| Fouls                 | 1st                       | 178  | 2nd      | 94   |
| Corners               | 2nd                       | 105  | 1st      | 72   |
| Offsides              | T4th                      | 34   | T3rd     | 24   |
| Yellow Cards          | 6th                       | 10   | 6th      | 6    |

| Tournament Results                |        | Semifinals (November 2)                 |   |
|-----------------------------------|--------|---|---|
| <b>Opening Round (October 31)</b> |        | No. 5 South Alabama                     | 1 |
| No. 5 South Alabama               | 3      | No. 1 Texas State                       | 1 |
| No. 4 Appalachian State           | 0      | <i>Texas State advances on PKs, 4-2</i> |   |
| No. 8 Troy                        | 0      | No. 6 Georgia State                     | 0 |
| No. 1 Texas State                 | 1      | No. 2 Little Rock                       | 2 |
|                                   |        | <b>Championship (November 4)</b>        |   |
| No. 7 Arkansas State              | 1      | No. 2 Little Rock                       | 0 |
| No. 2 Little Rock                 | 1      | No. 1 Texas State                       | 0 |
| <i>LR advances on PKs, 4-3</i>    |        | <i>Little Rock wins on PKs, 6-5</i>     |   |
| No. 6 Georgia State               | 3 (OT) |   |   |
| No. 3 Coastal Carolina            | 2      |   |   |

| All-Sun Belt Teams  |     |      |                   |
|---------------------|-----|------|-------------------|
| First Team          | Yr. | Pos. | School            |
| Arola Aparicio Gili | Sr. | F    | Little Rock       |
| Doro Greulich       | Jr. | F    | Little Rock       |
| Kaylee Davis        | Jr. | F    | Texas State       |
| Kat Greer           | Sr. | M    | Appalachian State |
| Fanney Einarsdottr  | Fr. | M    | Little Rock       |
| Brenna McPartlan    | Fr. | M    | South Alabama     |
| Genesis Turman      | Jr. | M    | Texas State       |
| Liesa Seifert       | Sr. | D    | Little Rock       |
| Hannah Godfrey      | Sr. | D    | South Alabama     |
| Jamie Brown         | Sr. | D    | Texas State       |
| Heather Martin      | Jr. | GK   | Texas State       |
| Second Team         | Yr. | Pos. | School            |
| Jaclyn Purvine      | Sr. | F    | Little Rock       |
| Maggie Ertl         | So. | F    | Arkansas State    |
| Sarah Sodoma        | So. | F    | Arkansas State    |
| Hannah Miller       | Jr. | F    | Coastal Carolina  |
| Monique Hundley     | Sr. | M    | Georgia State     |
| Jordan Kondikoff    | Jr. | M    | Texas State       |
| Mackenzie Smith     | So. | M    | Texas State       |
| Riley Eberoth       | Sr. | D    | Arkansas State    |
| Anita Agutsdottir   | So. | D    | South Alabama     |
| Sarah Everett       | So. | D    | Texas State       |
| Madi Card           | Sr. | GK   | Georgia State     |

*Player of the Year:* Kaylee Davis, Texas State

*Offensive Player of the Year:* Kaylee Davis, Texas State

*Defensive Player of the Year:* Heather Martin, Texas State

*Freshman of the Year:* Brenna McPartlan, South Alabama

*Newcomer of the Year:* Hannah Miller, Coastal Carolina

*Coach of the Year:* Kat Conner, Texas State

| Student-Athletes of the Week |                                  |                                    |  |
|------------------------------|----------------------------------|------------------------------------|--|
| Date                         | Offensive Player of the Week     | Defensive Player of the Week       |  |
| Aug. 21                      | Arola Aparicio Gili, Little Rock | Riley Eberoth, Arkansas State      |  |
| Aug. 28                      | Brooke Shank, Georgia State      | Lauren Burke, Appalachian State    |  |
| Sept. 4                      | Jaclyn Purvine, Little Rock      | Kelsey Ponder, Arkansas State      |  |
| Sept. 11                     | Kaylee Davis, Texas State        | Liesa Seifert, Little Rock         |  |
| Sept. 18                     | Kaylee Davis, Texas State        | Jocelyn Springer, Georgia Southern |  |
| Sept. 25                     | Kat Greer, Appalachian State     | Heather Martin, Texas State        |  |
| Oct. 2                       | Kaylee Davis, Texas State        | Jessica Easley, Appalachian State  |  |
| Oct. 9                       | Kaylee Davis, Texas State        | Heather Martin, Texas State        |  |
| Oct. 16                      | Brenna McPartlan, S. Alabama     | Madi Card, Georgia State           |  |
| Oct. 23                      | Arola Aparicio Gili, Little Rock | Heather Martin, Texas State        |  |

# SCORING RECORDS

| INDIVIDUAL          |     |          |
|---------------------|-----|----------|
| CAREER              |     |          |
| POINTS              | NO. | YEARS    |
| 1. Loren Mitchell   | 54  | 2012-15  |
| 2. Shawna Sparks    | 53  | 2002-05  |
| 3. Christina Fink   | 41  | 2011-13  |
| 4. Kara Nitti       | 38  | 2008-11  |
| 5. Ashley McMurtry  | 37  | 2009-12  |
| 6. Rachel Reese     | 32  | 2000-01  |
| 7. Sarah Sodoma     | 31  | 2017-Pre |
| 8. Katey Carmichael | 30  | 2012-15  |
| 9. Stephanie Ray    | 29  | 2002-05  |
| 10. Christine Giles | 28  | 2010-13  |

| GOALS               | NO. | YEARS    |
|---------------------|-----|----------|
| 1. Loren Mitchell   | 23  | 2012-15  |
| 2. Shawna Sparks    | 22  | 2002-05  |
| 3. Kara Nitti       | 21  | 2008-11  |
| 4. Michele Clark    | 16  | 2008-11  |
| 5. Christina Fink   | 14  | 2011-13  |
| 6. Sarah Sodoma     | 13  | 2017-Pre |
| Katey Carmichael    | 13  | 2012-15  |
| Rachel Reese        | 13  | 2000-01  |
| 9. Stephanie Ray    | 11  | 2002-05  |
| 10. Christine Giles | 10  | 2010-13  |
| Anna Kaloghirou     | 10  | 2007-10  |

| MULTIPLE GOAL GAMES | NO. | YEARS    |
|---------------------|-----|----------|
| 1. Shawna Sparks    | 6   | 2002-05  |
| 2. Stephanie Ray    | 4   | 2002-05  |
| 3. Loren Mitchell   | 3   | 2012-15  |
| 4. Katey Carmichael | 2   | 2012-15  |
| Anna Kaloghirou     | 2   | 2007-10  |
| Sarah Sodoma        | 2   | 2017-Pre |

| GAME-WINNING GOALS  | NO. | YEARS    |
|---------------------|-----|----------|
| 1. Christina Fink   | 7   | 2011-13  |
| 2. Loren Mitchell   | 6   | 2012-15  |
| Shawns Sparks       | 6   | 2002-05  |
| 4. Hailey Furio     | 5   | 2017-Pre |
| Jena' Kelley        | 5   | 2011-14  |
| Rachel Reese        | 5   | 2000-01  |
| 7. Michele Clark    | 4   | 2008-11  |
| 8. Taylor Schneider | 3   | 2016-Pre |
| Sarah Sodoma        | 3   | 2017-Pre |
| Katey Carmichael    | 3   | 2012-15  |
| Jessica Jingblad    | 3   | 2011     |
| Anna Kaloghirou     | 3   | 2007-10  |
| Stephanie Ray       | 3   | 2002-05  |
| Jen Widener         | 3   | 2001-04  |

| ASSISTS            | NO. | YEARS    |
|--------------------|-----|----------|
| 1. Ashley McMurtry | 23  | 2009-12  |
| 2. Christina Fink  | 13  | 2011-13  |
| 3. Maggie Ertl     | 10  | 2017-Pre |
| 4. Tayler Carter   | 9   | 2014-17  |
| Shawna Sparks      | 9   | 2002-05  |
| Sheri Kiser        | 9   | 2000-02  |
| 7. Kassie Flynn    | 8   | 2015     |
| Loren Mitchell     | 8   | 2012-15  |
| Jordan Adams       | 8   | 2012-15  |
| Christine Giles    | 8   | 2010-13  |
| Jen Widener        | 8   | 2001-04  |
| Michele Clark      | 8   | 2008-11  |

| SEASON              |     |      |
|---------------------|-----|------|
| POINTS              | NO. | YEAR |
| 1. Loren Mitchell   | 28  | 2013 |
| 2. Shawna Sparks    | 26  | 2003 |
| 3. Christina Fink   | 25  | 2012 |
| 4. Rachel Reese     | 21  | 2000 |
| 5. Sarah Sodoma     | 20  | 2017 |
| 6. Jessica Jingblad | 19  | 2011 |
| Shawna Sparks       | 19  | 2004 |
| 8. Loren Mitchell   | 17  | 2012 |
| 9. Ashley McMurtry  | 16  | 2009 |
| 10. Maggie Ertl     | 15  | 2018 |
| Stephanie Ray       | 15  | 2004 |

| GOALS             | AVG. | YEAR |
|-------------------|------|------|
| 1. Loren Mitchell | 12   | 2013 |
| Shawna Sparks     | 12   | 2003 |
| 3. Christina Fink | 9    | 2012 |
| 4. Sarah Sodoma   | 8    | 2017 |
| Shawna Sparks     | 8    | 2004 |
| Rachel Reese      | 8    | 2000 |
| 7. Loren Mitchell | 7    | 2012 |
| Markie McRay      | 7    | 2006 |
| 9. Samhia Simao   | 6    | 2013 |
| Jessica Jingblad  | 6    | 2011 |
| Michele Clark     | 6    | 2011 |
| Michele Clark     | 6    | 2010 |
| Kara Nitti        | 6    | 2008 |
| Sofia Turesson    | 6    | 2008 |

| MULTIPLE GOAL GAMES | NO. | YEAR |
|---------------------|-----|------|
| 1. Shawna Sparks    | 4   | 2003 |
| 2. Sarah Sodoma     | 2   | 2017 |
| Katey Carmichael    | 2   | 2012 |
| Shawna Sparks       | 2   | 2004 |
| Stephanie Ray       | 2   | 2004 |

| GAME-WINNING GOALS | NO. | YEAR |
|--------------------|-----|------|
| 1. Loren Mitchell  | 5   | 2013 |
| Christina Fink     | 5   | 2012 |
| 4. Rachel Reese    | 4   | 2000 |
| 5. Hailey Furio    | 3   | 2017 |
| Taylor Schneider   | 3   | 2016 |
| Jena' Kelley       | 3   | 2012 |
| Jessica Jingblad   | 3   | 2011 |
| Shawna Sparks      | 3   | 2003 |
| Michele Clark      | 3   | 2010 |

| ASSISTS          | NO. | YEAR |
|------------------|-----|------|
| 1. Kassie Flynn  | 8   | 2015 |
| Ashley McMurtry  | 8   | 2009 |
| 3. Maggie Ertl   | 7   | 2018 |
| Christina Fink   | 7   | 2012 |
| Ashley McMurtry  | 7   | 2012 |
| Jessica Jingblad | 7   | 2011 |
| 7. Madison Joyce | 6   | 2013 |
| Ashley McMurtry  | 6   | 2011 |
| 9. Tayler Carter | 5   | 2016 |
| Stephanie Ray    | 5   | 2004 |
| Rachel Reese     | 5   | 2000 |

| GAME                                   |     |          |
|--|-----|----------|
| POINTS                                 | NO. | DATE     |
| 1. Shawna Sparks at Jacksonville State | 9   | 9-21-03  |
| 2. Rachel Reese vs Alabama A&M         | 8   | 9-22-00  |
| 3. Haley Husted vs Troy                | 7   | 10-12-18 |
| Stephanie Ray vs Arkansas-Pine Bluff   | 7   | 9-15-04  |
| 5. Kailey Gear vs Central Arkansas     | 6   | 8-23-08  |
| Sofia Turesson vs Arkansas-Pine Bluff  | 6   | 8-29-08  |
| 7. Maggie Ertl vs Georgia Southern     | 5   | 10-19-18 |
| Ava Abner vs Arkansas-Pine Bluff       | 5   | 9-21-14  |
| Christine Giles vs Grambling           | 5   | 9-8-13   |
| Loren Mitchell at Grambling            | 5   | 9-16-12  |
| Carmen Simon vs Arkansas-Pine Bluff    | 5   | 9-21-14  |

| GOALS                                  | NO. | DATE     |
|--|-----|----------|
| 1. Shawna Sparks at Jacksonville State | 4   | 9-21-03  |
| Rachel Reese vs Alabama A&M            | 4   | 9-22-00  |
| 3. Haley Husted vs Troy                | 3   | 10-12-18 |
| 3. Torry Pitts vs UL Monroe            | 3   | 10-9-11  |
| Kailey Gear vs Central Arkansas        | 3   | 8-23-08  |
| Sofia Turesson vs Arkansas-Pine Bluff  | 3   | 8-29-08  |
| Emma Raikes-May at Jacksonville State  | 3   | 9-21-03  |



# SCORING RECORDS

| ASSISTS                                 | NO. | DATE     |
|---|-----|----------|
| 1. Stephanie Ray vs Arkansas-Pine Bluff | 3   | 9-15-04  |
| 2. Maggie Ertl vs Georgia State         | 2   | 9-23-18  |
| Bailey Reed vs Troy                     | 2   | 9-17-17  |
| Kassie Flynn vs Miss. Valley State      | 2   | 9-6-15   |
| Jenna Duerst vs Arkansas-Pine Bluff     | 2   | 9-21-14  |
| Loren Mitchell at Oral Roberts          | 2   | 9-15-13  |
| Jenna Durest vs Grambling               | 2   | 9-8-13   |
| Madison Joyce vs Grambling              | 2   | 9-8-13   |
| Ashley Jackson at Little Rock           | 2   | 10-26-12 |
| Christina Fink at Grambling             | 2   | 9-16-12  |
| Ashley McMurtry vs Jackson State        | 2   | 9-2-12   |
| Jena' Kelley vs Arkansas-Pine Bluff     | 2   | 8-19-12  |
| Ashley McMurtry at UL Lafayette         | 2   | 10-2-09  |
| Ashley McMurtry vs Troy                 | 2   | 9-27-09  |
| Kara Nitti vs Troy                      | 2   | 9-27-09  |
| Jessie Zingo vs Prairie View A&M        | 2   | 9-17-07  |
| Anna Kaloghirou vs Texas State          | 2   | 9-9-07   |
| Shana Yoder vs UL Monroe                | 2   | 9-29-06  |
| Tiffany Hull at Jacksonville State      | 2   | 9-21-03  |
| Sallye Wilson at Jacksonville State     | 2   | 9-21-03  |
| Sheri Kiser vs Alabama A&M              | 2   | 9-22-00  |

| TEAM   |  |  |
|--------|--|--|
| SEASON |  |  |

| POINTS   | NO. | G/A     |
|----------|-----|---------|
| 1. 2013  | 114 | 39g/36a |
| 2. 2012  | 113 | 41g/31a |
| 3. 2009  | 102 | 35g/32a |
| 4. 2011  | 98  | 34g/30a |
| 5. 2008  | 84  | 28g/28a |
| 6. 2003  | 80  | 30g/20a |
| 7. 2004  | 79  | 28g/23a |
| 8. 2018  | 73  | 26g/21a |
| 2017     | 73  | 25g/23q |
| 10. 2014 | 66  | 25g/16a |

| POINTS PER GAME | AVG. | GAMES |
|-----------------|------|-------|
| 1. 2013         | 5.70 | 20    |
| 2. 2012         | 5.65 | 20    |
| 3. 2011         | 4.90 | 20    |
| 4. 2009         | 4.86 | 21    |
| 5. 2008         | 4.67 | 18    |
| 6. 2017         | 4.30 | 17    |
| 7. 2003         | 4.21 | 19    |
| 8. 2018         | 4.06 | 18    |
| 9. 2004         | 3.95 | 20    |
| 10. 2014        | 3.60 | 18    |

| GOALS   | NO. | GAMES |
|---------|-----|-------|
| 1. 2012 | 41  | 20    |
| 2. 2013 | 39  | 20    |
| 3. 2009 | 35  | 21    |
| 4. 2011 | 34  | 20    |
| 5. 2003 | 30  | 19    |
| 6. 2008 | 28  | 18    |
| 2003    | 28  | 19    |
| 8. 2018 | 26  | 18    |
| 9. 2017 | 25  | 17    |
| 2014    | 25  | 18    |

| GOALS PER GAME | NO.  | GAMES |
|----------------|------|-------|
| 1. 2012        | 2.05 | 20    |
| 2. 2013        | 1.95 | 20    |
| 3. 2011        | 1.70 | 20    |
| 4. 2009        | 1.67 | 21    |
| 5. 2003        | 1.57 | 19    |
| 6. 2008        | 1.56 | 18    |
| 7. 2017        | 1.47 | 17    |
| 8. 2004        | 1.40 | 20    |
| 9. 2018        | 1.37 | 18    |
| 10. 2014       | 1.30 | 18    |

| ASSISTS  | NO. | GAMES |
|----------|-----|-------|
| 1. 2013  | 26  | 20    |
| 2. 2009  | 32  | 21    |
| 3. 2012  | 31  | 20    |
| 4. 2001  | 30  | 20    |
| 5. 2008  | 28  | 18    |
| 6. 2017  | 23  | 17    |
| 7. 2004  | 23  | 20    |
| 8. 2018  | 21  | 18    |
| 2015     | 21  | 19    |
| 10. 2003 | 20  | 19    |

| ASSISTS PER GAME | NO.  | GAMES |
|------------------|------|-------|
| 1. 2013          | 1.80 | 20    |
| 2. 2008          | 1.56 | 18    |
| 3. 2012          | 1.55 | 20    |
| 4. 2009          | 1.52 | 21    |
| 5. 2011          | 1.50 | 20    |
| 6. 2017          | 1.35 | 17    |
| 7. 2018          | 1.17 | 18    |
| 2015             | 1.17 | 18    |
| 9. 2004          | 1.15 | 20    |
| 10. 2003         | 1.05 | 19    |

### GAME

| POINTS                                 | NO. | DATE    |
|--|-----|---------|
| 1. at Jacksonville State               | 29  | 9-21-03 |
| 2. vs Alabama A&M                      | 24  | 9-22-00 |
| 3. vs Arkansas-Pine Bluff              | 23  | 9-15-04 |
| 4. vs Arkansas-Pine Bluff vs Grambling | 22  | 9-21-14 |
| 5. vs Arkansas-Pine Bluff              | 20  | 8-29-08 |

| GOALS                     | NO. | DATE    |
|---------------------------|-----|---------|
| 1. at Jacksonville State  | 10  | 9-21-03 |
| 2. vs Alabama A&M         | 9   | 9-22-00 |
| 3. vs Arkansas-Pine Bluff | 8   | 9-21-14 |
| 4. vs Arkansas-Pine Bluff | 8   | 9-15-04 |
| 5. vs Grambling           | 7   | 9-8-13  |

| ASSISTS                   | NO. | DATE    |
|---------------------------|-----|---------|
| 1. at Jacksonville State  | 9   | 9-21-03 |
| 2. vs Grambling           | 8   | 9-8-13  |
| 3. vs Arkansas-Pine Bluff | 7   | 8-19-12 |
| vs Arkansas-Pine Bluff    | 7   | 9-15-04 |
| 5. vs Arkansas-Pine Bluff | 6   | 9-21-14 |
| vs Arkansas-Pine Bluff    | 6   | 9-20-13 |
| vs Miss. Valley State     | 6   | 9-5-09  |
| vs Arkansas-Pine Bluff    | 6   | 8-29-08 |
| vs Central Arkansas       | 6   | 8-23-08 |
| vs Alabama A&M            | 6   | 9-20-13 |

|                        |   |         |
|------------------------|---|---------|
| vs Arkansas-Pine Bluff | 7 | 8-29-08 |
|------------------------|---|---------|

# SHOT RECORDS

## INDIVIDUAL

### CAREER

| SHOTS ATTEMPTED    | NO. | YEARS   |
|--------------------|-----|---------|
| 1. Shawna Sparks   | 132 | 2002-05 |
| 2. Loren Mitchell  | 123 | 2012-15 |
| 3. Kara Nitti      | 116 | 2008-11 |
| 4. Christina Fink  | 112 | 2011-13 |
| 5. Michele Clark   | 97  | 2008-11 |
| 6. Anna Kaloghriou | 95  | 2007-10 |
| 7. Christine Giles | 94  | 2010-14 |
| 8. Ashley McMurtry | 93  | 2009-12 |
| Jen Widener        | 93  | 2001-04 |
| 10. Sheri Kiser    | 85  | 2000-02 |

| SHOTS ON GOAL      | NO. | YEARS   |
|--------------------|-----|---------|
| 1. Loren Mitchell  | 67  | 2012-15 |
| Shawna Sparks      | 67  | 2002-05 |
| 3. Kara Nitti      | 66  | 2008-11 |
| 4. Michele Clark   | 56  | 2008-11 |
| Jed Widener        | 56  | 2001-04 |
| 6. Sheri Kiser     | 55  | 2000-02 |
| 7. Anna Kaloghriou | 49  | 2007-10 |
| 8. Christina Fink  | 48  | 2011-13 |
| 9. Christine Giles | 44  | 2010-13 |
| 10. Sarah Sodoma   | 42  | 2017-18 |

### SEASON

| SHOTS ATTEMPTED   | NO. | YEAR |
|-------------------|-----|------|
| 1. Christina Fink | 57  | 2012 |
| 2. Rachel Reese   | 53  | 2000 |
| 3. Loren Mitchell | 48  | 2013 |
| 5. Christina Fink | 45  | 2013 |
| Shawna Sparks     | 45  | 2004 |
| 7. Samhia Simao   | 43  | 2013 |
| Lucy Brient       | 43  | 2009 |
| 9. Sarah Sodoma   | 37  | 2018 |
| Loren Mitchell    | 37  | 2012 |
| Shawna Sparks     | 37  | 2003 |
| Sheri Kiser       | 37  | 2002 |

| SHOTS ON GOAL     | NO. | YEAR |
|-------------------|-----|------|
| 1. Shawna Sparks  | 30  | 2004 |
| 2. Christina Fink | 27  | 2012 |
| 3. Loren Mitchell | 26  | 2013 |
| Rachel Reese      | 26  | 2000 |
| 5. Shawna Sparks  | 25  | 2003 |
| 6. Lucy Brient    | 24  | 2009 |
| 7. Sarah Sodoma   | 23  | 2018 |
| Samhia Simao      | 23  | 2013 |
| Loren Mitchell    | 23  | 2012 |
| Sheri Kiser       | 23  | 2002 |

### GAME

| SHOTS ATTEMPTED                       | NO. | DATE     |
|---------------------------------------|-----|----------|
| 1. Rachel Reese vs Alabama A&M        | 12  | 9-22-00  |
| 2. Maggie Ertl vs Georgia Southern    | 8   | 10-19-18 |
| Christine Giles vs Grambling          | 8   | 9-8-13   |
| Kara Nitti vs Arkansas-Pine Bluff     | 8   | 8-29-08  |
| 4. Sarah Sodoma vs Georgia Southern   | 7   | 10-19-18 |
| Christina Fink vs Arkansas-Pine Bluff | 7   | 9-20-13  |

|   |     |          |
|---|-----|----------|
| Anna Kaloghriou vs South Alabama        | 7   | 9-25-09  |
| Shawna Sparks vs Arkansas-Pine Bluff    | 7   | 9-15-04  |
| Jen Widener vs La Tech                  | 7   | 9-15-04  |
| 8. Samhia Simao vs Central Arkansas     | 6   | 8-31-14  |
| Samhia Simao vs UL Lafayette            | 6   | 11-6-13  |
| Christine Giles vs South Alabama        | 6   | 11-8-13  |
| Samhia Simao at Troy                    | 6   | 10-3-13  |
| Christine Giles vs Arkansas-Pine Bluff  | 6   | 9-20-13  |
| Christina Fink vs Missouri State        | 6   | 9-3-13   |
| Katey Carmichael at Little Rock         | 6   | 10-26-12 |
| Christine Giles at South Alabama        | 6   | 10-7-12  |
| Ashley McMurtry vs Jackson State        | 6   | 9-2-12   |
| Christine Giles vs Jackson State        | 6   | 9-2-12   |
| Kara Nitti at Little Rock               | 6   | 10-29-10 |
| Michele Clark vs Grambling              | 6   | 9-6-09   |
| Kailey Gear vs Middle Tennessee         | 6   | 10-10-08 |
| SHOTS ON GOAL                           | NO. | YEAR     |
| 1. Rachel Reese vs Alabama A&M          | 8   | 9-22-00  |
| 2. Shawna Sparks vs Arkansas-Pine Bluff | 7   | 9-15-04  |
| 3. Sarah Sodoma vs Appalachian State    | 5   | 10-20-18 |
| Maggie Ertl vs Georgia Southern         | 5   | 10-19-18 |
| Sarah Sodoma vs Georgia Southern        | 5   | 10-19-18 |
| Markie McRae vs Troy                    | 5   | 9-22-06  |
| 4. Samhia Simao vs UL Lafayette         | 4   | 10-13-13 |
| Christina Fink vs Missouri State        | 4   | 9-3-13   |

## TEAM

### SEASON

| SHOTS ATTEMPTED | NO. |
|-----------------|-----|
| 1. 2012         | 338 |
| 2. 2013         | 330 |
| 2009            | 330 |
| 4. 2011         | 253 |
| 5. 2010         | 239 |
| 6. 2008         | 228 |
| 7. 2002         | 222 |
| 8. 2014         | 218 |
| 9. 2004         | 216 |
| 10. 2018        | 215 |

| SHOTS PER GAME | NO.   | GAMES |
|----------------|-------|-------|
| 1. 2012        | 16.90 | 20    |
| 2. 2013        | 16.50 | 20    |
| 3. 2009        | 15.70 | 21    |

|          |       |    |
|----------|-------|----|
| 4. 2008  | 12.70 | 18 |
| 5. 2011  | 12.60 | 20 |
| 6. 2010  | 12.58 | 19 |
| 7. 2014  | 12.10 | 18 |
| 8. 2018  | 11.90 | 18 |
| 9. 2002  | 11.68 | 19 |
| 10. 2004 | 10.80 | 20 |

### GAME

| SHOTS  | NO. | DATE     |
|--|-----|----------|
| 1. vs Jackson State                          | 43  | 9-2-12   |
| 2. vs Arkansas-Pine Bluff                    | 42  | 9-20-13  |
| 3. vs Grambling                              | 39  | 9-8-13   |
| 4. vs Alabama A&M                            | 33  | 9-22-00  |
| 5. vs South Alabama                          | 31  | 9-25-09  |
| 6. vs Arkansas-Pine Bluff                    | 28  | 9-2-12   |
| vs Arkansas-Pine Bluff at Jacksonville State | 28  | 9-21-03  |
| 9. vs. Georgia Southern                      | 27  | 10-19-18 |
| vs Arkansas-Pine Bluff                       | 27  | 8-29-08  |
| vs Miss Valley State                         | 27  | 9-5-09   |

| SHOTS ON GOAL              | NO. | DATE    |
|----------------------------|-----|---------|
| 1. at Jacksonville State   | 26  | 9-21-03 |
| 2. vs Alabama A&M          | 23  | 9-22-00 |
| 3. vs South Alabama        | 22  | 9-25-09 |
| vs Arkansas-Pine Bluff     | 22  | 9-15-04 |
| 5. Grambling State         | 21  | 9-6-09  |
| 6. vs Arkansas-Pine Bluff  | 19  | 9-20-13 |
| vs Arkansas-Pine Bluff     | 19  | 9-8-13  |
| 8. vs Jackson State        | 18  | 9-2-12  |
| vs Arkansas-Pine Bluff     | 18  | 8-29-08 |
| 10. vs Arkansas-Pine Bluff | 16  | 8-19-12 |

# GOALKEEPING RECORDS

| INDIVIDUAL CAREER      |     |         |
|------------------------|-----|---------|
| SAVES                  | NO. | YEARS   |
| 1. Adrienne Mann       | 327 | 2000-03 |
| 2. Kelsey Ponder       | 297 | 2015-18 |
| 3. Brielan Smiechowski | 268 | 2004-07 |
| 4. Amanda Lee          | 203 | 2012-15 |
| 5. Kelly Goodman       | 178 | 2004-07 |
| 6. Megan Stoltzfus     | 166 | 2008-11 |
| 7. Susan Brown         | 146 | 2009-10 |
| 8. Jamie Reesby        | 137 | 2000-03 |
| 9. Aja Aguirre         | 97  | 2011-12 |
| 10. Alexis Philippe    | 44  | 2014-16 |

| GOALS AGAINST AVG.     | NO.  | YEARS   |
|------------------------|------|---------|
| 1. Kelsey Ponder       | 1.08 | 2015-18 |
| 2. Aja Aguirre         | 1.47 | 2009-10 |
| 3. Susan Brown         | 1.50 | 2009-10 |
| 4. Amanda Lee          | 1.51 | 2012-15 |
| 5. Megan Stoltzfus     | 1.60 | 2008-11 |
| 6. Bethany Kremer      | 1.91 | 2010-11 |
| 7. Brielan Smiechowski | 2.24 | 2004-07 |
| 8. Alexis Philippe     | 2.44 | 2014-16 |
| 9. Kelly Goodman       | 2.46 | 2004-07 |
| 10. Sara Wicks         | 2.66 | 2014    |

| MOST WINS              | NO.      | YEARS           |
|------------------------|----------|-----------------|
| 1. Kelsey Ponder       | 21       | 2015-18         |
| 2. Adrienne Man        | 12       | 2000-03         |
| 3. Amanda Lee          | 11       | 2012-15         |
| 4. Susan Brown         | 11       | 2009-10         |
| 5. Megan Stoltzfus     | 10       | 2008-11         |
| 6. Aja Aguirre         | 9        | 2011-12         |
| 7. Kelly Goodman       | 9        | 2004-07         |
| 8. Jamie Reesby        | 7        | 2000-03         |
| 9. Brielan Smiechowski | 6        | 2004-07         |
| 10. Audrey Baldwin     | 3        | 2012            |
| <b>Megan McClure</b>   | <b>3</b> | <b>2017-Pre</b> |

| MOST TIES              | NO.      | YEARS           |
|------------------------|----------|-----------------|
| 1. Kelsey Ponder       | 6        | 2015-18         |
| 2. Brielan Smiechowski | 5        | 2004-07         |
| 3. Megan Stoltzfus     | 4        | 2008-11         |
| 4. Amanda Lee          | 3        | 2012-15         |
| 5. Susan Brown         | 3        | 2009-10         |
| 6. Aja Aguirre         | 2        | 2011-12         |
| <b>Megan McClure</b>   | <b>2</b> | <b>2017-Pre</b> |
| 8. Michaela Supple     | 1        | 2013            |
| Bethany Kremer         | 1        | 2010-11         |
| Adrienne Mann          | 1        | 2000-03         |

| SHUTOUTS                 | NO.      | YEARS           |
|--------------------------|----------|-----------------|
| 1. Kelsey Ponder         | 11       | 2015-18         |
| 2. Susan Brown           | 7        | 2009-10         |
| 3. Kelly Goodman         | 5        | 2004-07         |
| Adrienne Mann            | 5        | 2000-03         |
| 4. Amanda Lee            | 4.5      | 2012-15         |
| 5. Brielan Smiechowski   | 4        | 2004-07         |
| 7. Aja Aguirre           | 3.2      | 2011-12         |
| 8. Megan Stoltzfus       | 3        | 2011-12         |
| 9. Audrey Baldwin        | 1.2      | 2012            |
| <b>10. Megan McClure</b> | <b>1</b> | <b>2017-pre</b> |

| MINUTES IN GOAL          | NO.         | YEARS           |
|--------------------------|-------------|-----------------|
| 1. Kelsey Ponder         | 4485        | 2015-18         |
| 2. Adrienne Mann         | 4353        | 2000-03         |
| 3. Brielan Smiechowski   | 3622        | 2004-07         |
| 4. Amanda Lee            | 3093        | 2012-15         |
| 5. Megan Stoltzfus       | 3039        | 2008-11         |
| 6. Kelly Goodman         | 2743        | 2004-07         |
| 7. Susan Brown           | 2629        | 2009-10         |
| 8. Jamie Reesby          | 1995        | 2009-10         |
| 9. Aja Aguirre           | 1708        | 2011-12         |
| <b>10. Megan McClure</b> | <b>1013</b> | <b>2017-Pre</b> |

| GAMES PLAYED           | NO. | YEARS   |
|------------------------|-----|---------|
| 1. Adrienne Mann       | 55  | 2000-03 |
| 2. Kelsey Ponder       | 51  | 2015-18 |
| 3. Brielan Smiechowski | 44  | 2004-07 |
| 4. Amanda Lee          | 41  | 2012-15 |
| 5. Megan Stoltzfus     | 40  | 2008-11 |
| 6. Kelly Goodman       | 39  | 2004-07 |
| Jamie Reesby           | 39  | 2000-03 |
| 8. Susan Brown         | 32  | 2009-10 |
| 9. Aja Aguirre         | 24  | 2011-12 |
| 10. Alexis Philippe    | 13  | 2014-16 |

| GAMES STARTED            | NO.       | YEARS           |
|--------------------------|-----------|-----------------|
| 1. Kelsey Ponder         | 49        | 2015-18         |
| 2. Adrienne Mann         | 43        | 2000-03         |
| 3. Brielan Smiechowski   | 38        | 2004-07         |
| 4. Kelly Goodman         | 33        | 2004-07         |
| 5. Megan Stoltzfus       | 31        | 2008-11         |
| 6. Amanda Lee            | 30        | 2012-15         |
| 7. Susan Brown           | 27        | 2009-10         |
| 8. Jamie Reesby          | 24        | 2000-03         |
| 9. Aja Aguirre           | 18        | 2011-12         |
| <b>10. Megan McClure</b> | <b>10</b> | <b>2017-Pre</b> |

| SEASON                 |     |      |
|------------------------|-----|------|
| SAVES                  | NO. | YEAR |
| 1. Kelsey Ponder       | 112 | 2016 |
| 2. Susan Brown         | 108 | 2009 |
| 3. Amanda Lee          | 92  | 2013 |
| 4. Brielan Smiechowski | 88  | 2005 |
| 5. Kelly Goodman       | 86  | 2006 |
| 6. Adrienne Mann       | 85  | 2002 |
| 7. Adrienne Mann       | 84  | 2003 |
| 8. Adrienne Mann       | 80  | 2001 |
| 9. Kelsey Ponder       | 79  | 2017 |
| 10. Adrienne Mann      | 78  | 2000 |

| GOALS AGAINST AVG.  | NO.  | YEAR |
|---------------------|------|------|
| 1. Kelsey Ponder    | 0.55 | 2017 |
| 2. Kelsey Ponder    | 0.97 | 2018 |
| 3. Kelsey Ponder    | 1.15 | 2016 |
| 4. Aja Aguirre      | 1.19 | 2012 |
| 5. Susan Brown      | 1.27 | 2010 |
| 6. Amanda Lee       | 1.34 | 2013 |
| 7. Megan McClure    | 1.38 | 2018 |
| 8. Kathy Weglein    | 1.42 | 2002 |
| 9. Megan Stoltzfus  | 1.44 | 2010 |
| 10. Megan Stoltzfus | 1.45 | 2011 |

| MOST WINS           | NO. | YEAR |
|---------------------|-----|------|
| 1. Kelsey Ponder    | 8   | 2017 |
| Amanda Lee          | 8   | 2013 |
| Aja Aguirre         | 8   | 2012 |
| Susan Brown         | 8   | 2009 |
| 5. Kelsey Ponder    | 6   | 2018 |
| Kelsey Ponder       | 6   | 2016 |
| 7. Jamie Reesby     | 5   | 2003 |
| 8. Megan Stoltzfus  | 4   | 2010 |
| Brielan Smiechowski | 4   | 2005 |
| Kelly Goodman       | 4   | 2004 |
| Adrienne Mann       | 4   | 2002 |
| Adrienne Mann       | 4   | 2000 |

| MOST TIES           | NO. | YEAR |
|---------------------|-----|------|
| 1. Kelsey Ponder    | 3   | 2016 |
| Susan Brown         | 3   | 2009 |
| 3. Kelsey Ponder    | 2   | 2018 |
| Amanda Lee          | 2   | 2013 |
| Megan Stoltzfus     | 2   | 2008 |
| Brielan Smiechowski | 2   | 2007 |
| 7. Megan McClure    | 1   | 2018 |
| Kelsey Ponder       | 1   | 2017 |
| Megan McClure       | 1   | 2017 |
| Amanda Lee          | 1   | 2015 |
| Aja Aguirre         | 1   | 2012 |
| Megan Stoltzfus     | 1   | 2011 |
| Bethany Kremer      | 1   | 2011 |
| Aja Aguirre         | 1   | 2011 |
| Megan Stoltzfus     | 1   | 2010 |
| Brielan Smiechowski | 1   | 2006 |
| Brielan Smiechowski | 1   | 2005 |
| Brielan Smiechowski | 1   | 2004 |
| Adrienne Mann       | 1   | 2002 |

| SHUTOUTS            | NO. | YEAR |
|---------------------|-----|------|
| 1. Kelsey Ponder    | 5   | 2017 |
| 2. Kelsey Ponder    | 4   | 2016 |
| Susan Brown         | 4   | 2009 |
| 4. Aja Aguirre      | 3.2 | 2012 |
| 5. Susan Brown      | 3   | 2010 |
| Adrienne Mann       | 3   | 2002 |
| 7. Amanda Lee       | 2.1 | 2013 |
| 8. Kelsey Ponder    | 2   | 2018 |
| Kelly Goodman       | 2   | 2007 |
| Brielan Smiechowski | 2   | 2005 |

| MINUTES IN GOAL        | NO.  | YEAR |
|------------------------|------|------|
| 1. Susan Brown         | 1854 | 2009 |
| 2. Kelsey Ponder       | 1561 | 2016 |
| 3. Amanda Lee          | 1478 | 2013 |
| 4. Megan Stoltzfus     | 1258 | 2008 |
| 5. Brielan Smiechowski | 1254 | 2005 |
| 6. Aja Aguirre         | 1213 | 2012 |
| 7. Adrienne Mann       | 1207 | 2002 |
| 8. Kelsey Ponder       | 1155 | 2017 |
| 9. Brielan Smiechowski | 1120 | 2007 |
| 10. Kelsey Ponder      | 1114 | 2018 |

# GOALKEEPING RECORDS



## GAME

| SAVES |  | NO. | DATE     |
|-------|--|-----|----------|
| 1.    | Kelly Goodman<br>vs North Texas            | 21  | 10-13-06 |
| 2.    | Kelsey Ponder<br>at Murray State           | 15  | 9-4-16   |
|       | Adrienne Mann<br>at St. Louis              | 15  | 8-31-03  |
| 4.    | Adrienne Mann<br>vs North Texas            | 14  | 9-28-01  |
| 5.    | Kelsey Ponder<br>at South Alabama          | 13  | 10-13-17 |
|       | Amanda Lee<br>at Little Rock               | 13  | 10-18-14 |
|       | Sara Wicks<br>vs Tulsa                     | 13  | 8-24-14  |
|       | Brielan Smiechowski<br>vs Middle Tennessee | 13  | 10-14-07 |
|       | Kelly Goodman<br>vs Oklahoma State         | 13  | 9-2-07   |
|       | Jamie Reesby<br>vs Central Oklahoma        | 13  | 9-3-00   |

## TEAM

| SEASON | SAVES | NO. |
|--------|-------|-----|
| 1.     | 2007  | 145 |
|        | 2000  | 145 |
| 3.     | 2006  | 138 |
| 4.     | 2005  | 127 |
| 5.     | 2002  | 126 |
| 6.     | 2015  | 124 |
| 7.     | 2003  | 120 |
| 8.     | 2016  | 119 |
| 9.     | 2013  | 112 |
|        | 2011  | 112 |

## GOALS AGAINST AVG.

|     | NO.  |      |
|-----|------|------|
| 1.  | 2017 | 0.85 |
| 2.  | 2018 | 1.11 |
| 3.  | 2016 | 1.18 |
| 4.  | 2010 | 1.37 |
| 5.  | 2012 | 1.38 |
| 6.  | 2013 | 1.49 |
| 7.  | 2009 | 1.66 |
| 8.  | 2011 | 1.81 |
| 9.  | 2015 | 1.93 |
| 10. | 2008 | 2.06 |

## GAME

| SAVES |                     | NO. | DATE     |
|-------|---------------------|-----|----------|
| 1.    | at North Texas      | 21  | 10-13-06 |
| 2.    | at Murray State     | 16  | 9-4-16   |
|       | at Saint Louis      | 16  | 8-31-03  |
| 4.    | at Little Rock      | 14  | 9-21-14  |
|       | vs North Texas      | 14  | 10-31-01 |
|       | at Denver           | 14  | 9-17-00  |
| 6.    | vs Tulsa            | 13  | 8-24-14  |
|       | at South Alabama    | 13  | 10-7-12  |
|       | vs Middle Tennessee | 13  | 10-14-07 |
|       | vs Oklahoma State   | 13  | 9-2-07   |
| 10.   | vs Applachian State | 12  | 9-30-16  |

## MISCELLANEOUS RECORDS

### INDIVIDUAL

#### CAREER

| GAMES PLAYED          | NO. | YEARS   |
|-----------------------|-----|---------|
| 1. Ashley Jackson     | 79  | 2010-13 |
| Christine Giles       | 79  | 2010-13 |
| 3. Michele Clark      | 78  | 2008-11 |
| 4. Katie Hosea        | 77  | 2011-14 |
| Lizzy Niles           | 77  | 2008-11 |
| Stasha Siers          | 77  | 2008-11 |
| Shawna Sparks         | 77  | 2002-05 |
| 8. Mykel Ward         | 76  | 2012-16 |
| Jena' Kelley          | 76  | 2011-14 |
| 10. Lyndsey Patterson | 75  | 2008-11 |
| Shana Yoder           | 75  | 2003-06 |
| Sara Palke            | 75  | 2002-05 |
| Jen Widener           | 75  | 2001-04 |

#### GAMES STARTED

| GAMES STARTED      | NO. | YEARS   |
|--------------------|-----|---------|
| 1. Stasha Siers    | 75  | 2009-11 |
| 2. Ashley McMurtry | 74  | 2009-12 |
| 3. Shana Yoder     | 73  | 2003-06 |
| Shawna Sparks      | 73  | 2002-05 |
| 5. Sara Palke      | 72  | 2002-05 |
| 6. Ashley Jackson  | 71  | 2010-13 |

### TEAM

#### SEASON

| MOST WINS | NO. |
|-----------|-----|
| 1. 2012   | 11  |
| 2. 2013   | 10  |
| 3. 2017   | 9   |
| 4. 2018   | 8   |
| 2009      | 8   |
| 6. 2011   | 7   |
| 2010      | 7   |
| 2003      | 7   |
| 9. 2016   | 6   |
| 10. 2005  | 5   |
| 2004      | 5   |
| 2000      | 5   |

#### MOST TIES

| MOST TIES | NO. |
|-----------|-----|
| 1. 2018   | 3   |
| 2016      | 3   |
| 2013      | 3   |
| 2011      | 3   |
| 2009      | 3   |
| 6. 2017   | 2   |
| 2008      | 2   |
| 2007      | 2   |

#### OVERTIMES IN A SEASON

| OVERTIMES IN A SEASON | NO. |
|-----------------------|-----|
| 1. 2018               | 7   |
| 2. 2001               | 6   |
| 3. 2016               | 5   |
| 4. 2017               | 4   |
| 2010                  | 4   |
| 2009                  | 4   |
| 2006                  | 4   |

#### MOST OVERTIME WINS

| MOST OVERTIME WINS | NO. |
|--------------------|-----|
| 1. 2018            | 2   |
| 2. 2013            | 1   |
| 2010               | 1   |
| 2009               | 1   |

|      |   |
|------|---|
| 2007 | 1 |
| 2005 | 1 |
| 2002 | 1 |
| 2000 | 1 |

#### HOME ATTENDANCE

| HOME ATTENDANCE | Avg. (No.)  |
|-----------------|-------------|
| 1. 2009         | 355 (3,551) |
| 2. 2010         | 279 (2,787) |
| 3. 2008         | 249 (2,241) |
| 4. 2011         | 206 (2,062) |
| 5. 2007         | 181 (1,811) |
| 6. 2017         | 177 (1,238) |
| 7. 2005         | 173 (1,385) |
| 8. 2018         | 166 (1,327) |
| 9. 2002         | 165 (1,319) |
| 10. 2016        | 164 (1,313) |



TOTAL: 147.6 (24,506) in 166 total games

### MISCELLANEOUS RECORDS

| RECORD                                  | STAT   |
|---|--|
| Most Home Wins                          | 7 (2012 & 2013)                              |
| Most Road Wins                          | 5 (2003)                                     |
| Margin of Victory                       | 8, Three Times                               |
| Longest Winning Streak                  | 3 (Five Times - Last: Sept. 28-Oct. 5, 2012) |
| Longest Home Winning Streak             | 8 games (2011-12)                            |
| Longest Road Win Streak                 | 2  |
| Consecutive Shutouts                    | 3  |
| Consecutive Games Without Being Shutout | 8 games (Oct. 20, 2017-Sept. 9, 2018)        |

## ALL-TIME COACHING RECORDS

### ALL-TIME HEAD COACHES



### ALL-TIME ASSISTANT COACHES

| COACH                     | YEARS               |
|---------------------------|---------------------|
| Lisa Berg                 | 2008-2010           |
| Jason Burr                | 2007                |
| Jessica Greer             | 2015                |
| Jessica Nei               | 2011-2014           |
| Diana Niland              | 2000                |
| Brett Rosenberger         | 2001-2003           |
| <b>Shannon Washington</b> | <b>2016-Present</b> |
| Roger Williams            | 2004-2006           |

### ALL-TIME COACHING RECORDS

| COACH            | YEARS        | SEASONS | GAMES | W-L-T    | PCT. |
|------------------|--------------|---------|-------|----------|------|
| Ken Hefner       | 2000-03      | 4       | 75    | 19-54-2  | .253 |
| Jason Wharton    | 2004-06      | 3       | 53    | 6-44-3   | .113 |
| Derek Pittman    | 2007-09      | 3       | 57    | 16-34-7  | .281 |
| Tafadzwa Ziyenge | 2010-14      | 5       | 97    | 39-50-8  | .402 |
| Brian Dooley     | 2015-Present | 4       | 69    | 26-35-11 | .438 |



## YEAR-BY-YEAR STATISTICS

| YEAR | GP | GOALS | ASSISTS | POINTS | SHOTS | SHOT% | SOG | SOG% | YC-RC | GW | PK-ATT | GA | AVG  | SAVES | PCT. |
|------|----|-------|---------|--------|-------|-------|-----|------|-------|----|--------|----|------|-------|------|
| 2000 | 19 | 22    | 17      | 61     | 197   | .112  | -   | -    | 16-1  | 5  | 2-3    | 38 | 3.30 | 80    | .678 |
| 2001 | 17 | 12    | 9       | 33     | 139   | .086  | 77  | .554 | -     | 3  | 0-0    | 49 | 2.88 | 111   | .694 |
| 2002 | 19 | 15    | 9       | 39     | 222   | .068  | 123 | .554 | 15-0  | 4  | 0-0    | 38 | 1.97 | 126   | .768 |
| 2003 | 19 | 30    | 20      | 80     | 204   | .147  | 119 | .583 | 15-0  | 7  | 0-0    | 54 | 2.85 | 120   | .690 |
| 2004 | 20 | 28    | 23      | 79     | 216   | .130  | 114 | .528 | 23-1  | 5  | 3-3    | 48 | 2.37 | 87    | .644 |
| 2005 | 19 | 17    | 17      | 51     | 162   | .105  | 82  | .506 | 10-1  | 5  | 1-1    | 43 | 2.22 | 127   | .747 |
| 2006 | 19 | 12    | 7       | 31     | 150   | .080  | -   | -    | 29-2  | 1  | 0-0    | 52 | 2.79 | 138   | .726 |
| 2007 | 18 | 17    | 15      | 49     | 168   | .101  | 93  | .554 | 12-1  | 3  | 0-0    | 47 | 2.51 | 145   | .755 |
| 2008 | 18 | 28    | 28      | 84     | 228   | .123  | 115 | .504 | 8-2   | 4  | 0-0    | 38 | 2.06 | 99    | .723 |
| 2009 | 21 | 35    | 32      | 102    | 330   | .106  | 184 | .558 | 14-0  | 8  | 0-1    | 36 | 1.66 | 111   | .755 |
| 2010 | 19 | 19    | 16      | 54     | 239   | .079  | 122 | .510 | 10-0  | 7  | 0-0    | 27 | 1.37 | 100   | .787 |
| 2011 | 20 | 34    | 30      | 98     | 253   | .134  | 129 | .510 | 11-0  | 7  | 1-1    | 38 | 1.81 | 112   | .747 |
| 2012 | 20 | 41    | 31      | 113    | 338   | .121  | 173 | .512 | 4-0   | 11 | 1-1    | 28 | 1.38 | 97    | .776 |
| 2013 | 20 | 39    | 36      | 114    | 330   | .118  | 160 | .485 | 7-1   | 10 | 0-0    | 31 | 1.49 | 223   | .783 |
| 2014 | 18 | 25    | 16      | 66     | 218   | .115  | 101 | .463 | 12-1  | 4  | 2-2    | 41 | 2.26 | 110   | .728 |
| 2015 | 18 | 21    | 21      | 63     | 165   | .127  | 81  | .491 | 5-1   | 3  | 0-1    | 36 | 1.93 | 124   | .775 |
| 2016 | 17 | 15    | 14      | 44     | 131   | .115  | 65  | .496 | 7-0   | 6  | 1-2    | 21 | 1.18 | 119   | .850 |
| 2017 | 17 | 25    | 23      | 163    | 163   | .153  | 84  | .515 | 12-0  | 9  | 3-3    | 15 | 0.85 | 103   | .873 |
| 2018 | 18 | 26    | 21      | 73     | 215   | .121  | 99  | .460 | 10-0  | 8  | 1-1    | 21 | 1.11 | 85    | .802 |



## YEAR-BY-YEAR OPPONENT STATISTICS

| YEAR | GP | GOALS | ASSISTS | POINTS | SHOTS | SHOT% | SOG | SOG% | YC-RC | GW | PK-ATT | GA | AVG  | SAVES | PCT. |
|------|----|-------|---------|--------|-------|-------|-----|------|-------|----|--------|----|------|-------|------|
| 2000 | 19 | 68    | 51      | 187    | 400   | .170  | -   | -    | 13-0  | 14 | 1-2    | 22 | 1.15 | 77    | .778 |
| 2001 | 17 | 49    | 34      | 132    | 342   | .143  | 160 | .468 | -     | 14 | 22-0   | 12 | 0.71 | 65    | .844 |
| 2002 | 19 | 38    | 28      | 104    | 273   | .139  | 162 | .593 | 17-0  | 14 | 1-1    | 15 | 0.78 | 108   | .878 |
| 2003 | 19 | 54    | 38      | 146    | 288   | .188  | 159 | .552 | 13-0  | 12 | 2-2    | 30 | 1.58 | 93    | .756 |
| 2004 | 20 | 48    | 35      | 131    | 236   | .203  | 135 | .572 | 15-2  | 14 | 3-4    | 28 | 1.38 | 86    | .754 |
| 2005 | 19 | 43    | 37      | 123    | 368   | .117  | 170 | .462 | --    | 13 | 0-1    | 17 | 0.88 | 65    | .793 |
| 2006 | 19 | 52    | 34      | 138    | 346   | .150  | -   | -    | 13-0  | 17 | 4-4    | 12 | 0.64 | 66    | .846 |
| 2007 | 18 | 45    | 36      | 126    | 298   | .151  | 184 | .617 | 15-0  | 13 | 1-1    | 17 | 0.91 | 75    | .815 |
| 2008 | 18 | 28    | 29      | 105    | 266   | .143  | 137 | .515 | 11-0  | 12 | 3-3    | 28 | 1.51 | 87    | .757 |
| 2009 | 21 | 36    | 27      | 99     | 281   | .128  | 147 | .523 | 9-1   | 10 | 1-1    | 35 | 1.61 | 149   | .810 |
| 2010 | 19 | 27    | 21      | 75     | 223   | .121  | 127 | .570 | 6-0   | 11 | 1-1    | 19 | 0.96 | 103   | .844 |
| 2011 | 20 | 38    | 40      | 116    | 284   | .134  | 150 | .528 | 9-0   | 10 | 2-3    | 34 | 1.62 | 95    | .736 |
| 2012 | 20 | 28    | 27      | 83     | 245   | .225  | 125 | .510 | 2-0   | 8  | 1-1    | 41 | 2.03 | 132   | .763 |
| 2013 | 20 | 31    | 31      | 93     | 297   | .104  | 143 | .481 | 10-0  | 7  | 2-3    | 39 | 1.88 | 121   | .756 |
| 2014 | 20 | 41    | 38      | 120    | 299   | .137  | 151 | .505 | 5-0   | 14 | 0-0    | 25 | 1.38 | 76    | .752 |
| 2015 | 18 | 36    | 31      | 103    | 301   | .120  | 160 | .532 | 9-1   | 14 | 3-4    | 21 | 1.12 | 60    | .741 |
| 2016 | 17 | 21    | 14      | 56     | 303   | .069  | 140 | .462 | 7-0   | 8  | 2-3    | 15 | 0.84 | 50    | .769 |
| 2017 | 17 | 15    | 11      | 41     | 292   | .051  | 118 | .404 | 11-0  | 6  | 2-2    | 25 | 1.42 | 59    | .702 |
| 2018 | 18 | 21    | 21      | 63     | 259   | .081  | 106 | .409 | 12-0  | 7  | 1-1    | 26 | 1.37 | 73    | .737 |

## YEARLY RESULTS

| YEAR | RECORD  | CONFERENCE RECORD | HEAD COACH       |
|------|---------|-------------------|------------------|
| 2018 | 8-7-3   | 5-5-0 in Sun Belt | Brian Dooley     |
| 2017 | 9-6-2   | 5-4-1 in Sun Belt | Brian Dooley     |
| 2016 | 6-8-3   | 4-5-1 in Sun Belt | Brian Dooley     |
| 2015 | 3-14-1  | 1-7-1 in Sun Belt | Brian Dooley     |
| 2014 | 4-14-1  | 1-8-1 in Sun Belt | Tafadzwa Ziyenge |
| 2013 | 10-7-3  | 4-4-0 in Sun Belt | Tafadzwa Ziyenge |
| 2012 | 11-8-1  | 5-4-1 in Sun Belt | Tafadzwa Ziyenge |
| 2011 | 7-10-3  | 5-5-1 in Sun Belt | Tafadzwa Ziyenge |
| 2010 | 7-11-1  | 3-8-0 in Sun Belt | Tafadzwa Ziyenge |
| 2009 | 8-10-3  | 5-5-1 in Sun Belt | Derek Pittman    |
| 2008 | 4-12-2  | 1-8-2 in Sun Belt | Derek Pittman    |
| 2007 | 4-12-2  | 0-9-2 in Sun Belt | Derek Pittman    |
| 2006 | 1-17-1  | 1-9-0 in Sun Belt | Jason Wharton    |
| 2005 | 0-13-1* | 0-6-1 in Sun Belt | Jason Wharton    |
| 2004 | 5-14-2  | 1-6-1 in Sun Belt | Jason Wharton    |
| 2003 | 7-12-0  | 2-5-0 in Sun Belt | Ken Hefner       |
| 2002 | 4-14-1  | 2-5-1 in Sun Belt | Ken Hefner       |
| 2001 | 3-14-0  | 1-7-0 in Sun Belt | Ken Hefner       |
| 2000 | 5-14-0  | 2-5-0 in Sun Belt | Ken Hefner       |

\* Five wins vacated due to NCAA sanctions. On field record was 5-13-1

# YEAR-BY-YEAR RESULTS

**Ken Hefner**  
2000-03  
19-54-2 (.253)



**2000 5-14-0 (2.5-0 in Sun Belt)**

| SEMO Tournament<br>at Cape Girardeau, Mo. |                  |       |
|---|------------------|-------|
| A27                                       | vs Northern Iowa | 2-1 W |

| Oral Roberts Tournament<br>at Tulsa, Okla. |                           |       |
|--|---------------------------|-------|
| S1   | vs Southwest Missouri St. | 7-0 L |
| S3   | vs Central Oklahoma       | 4-0 L |

|     |                        |                      |
|-----|------------------------|----------------------|
| S8  | Oral Roberts           | 2-0 L                |
| S11 | SEMO                   | 5-0 L                |
| S15 | at Colorado Christian  | 2-0 L                |
| S17 | at Denver*             | 7-0 L                |
| S22 | Alabama A&M            | 9-1 W                |
| S27 | Christian Brothers     | 3-0 L                |
| S30 | Murray State           | 2-1 W                |
| O2  | Arkansas-Little Rock*  | 2-1 <sup>207</sup> W |
| O6  | at Dallas Baptist      | 4-1 L                |
| O8  | at North Texas*        | 11-0 L               |
| O13 | Louisiana-Lafayette*   | 4-2 W                |
| O15 | Florida International* | 0-3 L                |
| O20 | at South Alabama*      | 3-0 L                |
| O13 | Middle Tennessee*      | 4-2 L                |
| O28 | at Centenary           | 1-0 L                |

| Sun Belt Conference Tournament<br>at Mobile, Al. |             |       |
|--|-------------|-------|
| N3   | North Texas | 6-0 L |

**2001 3-14-0 (1-7-0 in Sun Belt)**

|     |                          |       |
|-----|--------------------------|-------|
| A31 | Stephen F. Austin        | 1-0 L |
| S2  | Louisiana-Monroe         | 2-0 W |
| S7  | at Alabama A&M           | 1-0 W |
| S9  | at Murray State          | 6-0 L |
| S14 | Alabama                  | 3-1 L |
| S20 | at SEMO                  | 1-0 L |
| S23 | Centenary                | 0-0 T |
| S28 | at North Texas*          | 7-1 L |
| S30 | at Denver*               | 8-0 L |
| O5  | Western Kentucky*        | 3-1 L |
| O7  | Middle Tennessee*        | 5-1 L |
| O12 | at Louisiana-Lafayette*  | 3-1 L |
| O14 | at South Alabama*        | 3-0 L |
| O19 | UT Martin                | 1-0 L |
| O21 | Florida International*   | 2-0 L |
| O26 | at Arkansas-Little Rock* | 4-1 W |

| Sun Belt Conference Tournament<br>at Miami, Fla. |             |        |
|--|-------------|--------|
| O31  | North Texas | 10-2 L |

**2002 4-14-1 (2.5-1 in Sun Belt)**

|     |                      |       |
|-----|----------------------|-------|
| A30 | McNeese State        | 3-1 W |
| S1  | Alabama A&M          | 1-0 W |
| S6  | at #18 Tennessee     | 9-0 L |
| S8  | at UT Martin         | 5-2 L |
| S13 | SEMO                 | 2-0 L |
| S15 | at UT Chattanooga    | 3-0 L |
| S20 | at Northwestern St.  | 1-0 L |
| S22 | at Centenary         | 1-0 L |
| S27 | North Texas*         | 2-0 L |
| S29 | Denver*              | 2-1 L |
| O4  | at Western Kentucky* | 1-0 L |
| O6  | at Middle Tennessee* | 1-0 L |

|     |                           |                     |
|-----|---------------------------|---------------------|
| O11 | Louisiana-Lafayette*      | 4-0 W               |
| O13 | South Alabama*            | 1-0 L               |
| O18 | at UAB                    | 1-0 <sup>OT</sup> L |
| O20 | at Florida International* | 0-0 T               |
| O25 | Arkansas-Little Rock*     | 1-0 <sup>OT</sup> W |
| O27 | at Drury                  | 3-1 L               |

| Sun Belt Conference Tournament<br>at Mobile, Al. |            |       |
|--|------------|-------|
| N4   | #18 Denver | 3-0 L |

**2003 5-14-1 (2.5-0 in Sun Belt)**

|     |                           |        |
|-----|---------------------------|--------|
| A31 | at Saint Louis            | 6-0 L  |
| S5  | Drury                     | 3-2 L  |
| S7  | UT Martin                 | 1-0 L  |
| S12 | at Alabama A&M            | 2-0 W  |
| S14 | at Alabama                | 2-0 L  |
| S19 | at Louisiana-Monroe*      | 2-1 W  |
| S21 | at Jacksonville State     | 10-3 W |
| S26 | Murray State              | 2-1 W  |
| S28 | at Centenary              | 3-0 L  |
| O3  | at Denver*                | 2-0 L  |
| O5  | at North Texas*           | 6-1 L  |
| O10 | Western Kentucky*         | 4-0 L  |
| O12 | Middle Tennessee*         | 4-0 L  |
| O17 | at South Alabama*         | 1-0 L  |
| O19 | at Louisiana-Lafayette    | 3-2 W  |
| O24 | at Mississippi Valley St. | 4-1 W  |
| O26 | Florida International*    | 2-1 W  |
| O31 | at Arkansas-Little Rock*  | 10-1 L |

| Sun Belt Conference Tournament<br>at Bowling Green, Ky. |             |        |
|---|-------------|--------|
| N5  | North Texas | 10-1 L |

**Jason Wharton**  
2004-06  
6-44-3 (.113)



**2004 5-14-1 (1-6-1 in Sun Belt)**

|     |                   |       |
|-----|-------------------|-------|
| A27 | Stephen F. Austin | 2-0 L |
| A29 | at Centenary      | 3-0 L |
| S3  | at Oral Roberts   | 1-0 L |
| S5  | at Tulsa          | 3-0 L |

| Skyhawk Invitational<br>at Martin, Tenn. |                 |       |
|--|-----------------|-------|
| S10                                      | vs Murray State | 4-3 W |
| S12                                      | at UT Martin    | 2-1 W |

|     |                           |                      |
|-----|---------------------------|----------------------|
| S15 | Arkansas-Pine Bluff       | 8-0 W                |
| S19 | at SEMO                   | 4-0 L                |
| S24 | La Tech                   | 2-0 W                |
| O1  | North Texas*              | 1-0 L                |
| O3  | Denver*                   | 2-1 W                |
| O8  | at Western Kentucky*      | 2-1 L                |
| O10 | at Middle Tennessee*      | 9-0 L                |
| O15 | Louisiana-Lafayette*      | 2-0 L                |
| O17 | South Alabama*            | 1-1 <sup>207</sup> T |
| O22 | Alabama A&M               | 2-0 W                |
| O24 | at Florida International* | 2-0 L                |
| O29 | Arkansas-Little Rock*     | 3-2 L                |
| O31 | at Drury                  | 4-3 <sup>OT</sup> L  |

| Sun Belt Conference Tournament<br>at Miami, Fla. |                  |       |
|--|------------------|-------|
| N3   | Middle Tennessee | 5-2 L |

**2005 0-13-1 (0-6-1 in Sun Belt)**

<sup>A</sup> 5 wins were vacated due to NCAA sanctions

|     |                   |       |
|-----|-------------------|-------|
| A26 | at Missouri State | 2-1 L |
| A28 | at Oklahoma State | 3-0 L |

| Lady Indian Invitational<br>Jonesboro, Ark. |                    |       |
|---|--------------------|-------|
| S2  | Tulsa <sup>A</sup> | 1-0 W |
| S4  | Stephen F. Austin  | 2-1 L |

|     |  |                      |
|-----|--|----------------------|
| S8  | at Missouri                            | 7-0 L                |
| S11 | at UT Chattanooga                      | 3-0 L                |
| S16 | Centenary <sup>A</sup>                 | 2-1 W                |
| S18 | UT Martin <sup>A</sup>                 | 3-2 W                |
| S23 | at Troy*                               | 2-1 L                |
| S25 | at South Alabama*                      | 1-0 L                |
| S30 | Louisiana-Lafayette*                   | 1-0 <sup>OT</sup> L  |
| O2  | Florida International*                 | 1-1 <sup>207</sup> T |
| O7  | at Arkansas-Little Rock** <sup>A</sup> | 2-0 W                |
| O9  | at Northwestern State                  | 4-0 L                |
| O14 | at North Texas*                        | 4-1 L                |
| O16 | at Denver** <sup>A</sup>               | 2-0 W                |
| O21 | Western Kentucky*                      | 1-0 L                |
| O23 | Middle Tennessee*                      | 5-1 L                |
| O28 | at Murray State                        | 4-1 L                |

**2006 1-17-1 (1-9-0 in Sun Belt)**

|     |                        |       |
|-----|------------------------|-------|
| A25 | UT Chattanooga         | 2-1 L |
| A27 | Mississippi Valley St. | 1-0 L |

| Lady Tiger Invitational<br>at Memphis, Tenn. |            |       |
|--|------------|-------|
| S2   | vs Samford | 4-0 L |
| S4   | vs Alabama | 4-0 L |

**Puma Skyhawk Invitational  
Martin, Tenn.**

|     |                         |                      |
|-----|-------------------------|----------------------|
| S8  | vs Murray State         | 3-2 L                |
| S10 | at UT Martin            | 3-2 <sup>207</sup> L |
| S15 | at La Tech              | 0-0 <sup>207</sup> T |
| S17 | at Centenary            | 2-0 L                |
| S22 | at Troy*                | 2-1 L                |
| S24 | at South Alabama*       | 2-1 L                |
| S29 | Louisiana-Monroe*       | 4-0 W                |
| O1  | Louisiana-Lafayette*    | 2-1 <sup>OT</sup> L  |
| O6  | Western Kentucky*       | 3-0 L                |
| O8  | Middle Tennessee*       | 4-0 L                |
| O13 | at North Texas*         | 8-0 L                |
| O15 | at Denver*              | 7-0 L                |
| O20 | Florida International*  | 2-0 L                |
| O22 | Florida Atlantic*       | 3-1 L                |
| O28 | at Arkansas-Little Rock | 1-0* L               |

**Derek Pittman**  
2007-09  
16-34-7 (.281)



**2007 4-12-2 (0-9-2 in Sun Belt)**

|     |                         |                     |
|-----|-------------------------|---------------------|
| A31 | Centenary               | 1-0 W               |
| S02 | Oklahoma State          | 3-0 L               |
| S07 | at Southeastern La.     | 2-0 L               |
| S09 | Texas State             | 3-2 <sup>OT</sup> W |
| S17 | Prairie View A&M        | 3-0 W               |
| S21 | UT Martin               | 2-0 L               |
| S23 | at Central Arkansas     | 3-2 W               |
| S30 | Troy*                   | 1-0 L               |
| O5  | South Alabama*          | 1-0 L               |
| O7  | Louisiana-Monroe*       | 5-1 L               |
| O12 | at Louisiana-Lafayette* | 3-1 L               |

# YEAR-BY-YEAR RESULTS

|     |                           |                     |   |
|-----|---------------------------|---------------------|---|
| O14 | at Western Kentucky*      | 6-0                 | L |
| O19 | Middle Tennessee*         | 0-0 <sup>2017</sup> | T |
| O21 | North Texas*              | 2-1                 | L |
| O26 | Denver*                   | 4-0                 | L |
| O28 | at Florida International* | 3-2                 | L |
| N2  | at Florida Atlantic*      | 5-0                 | L |
| N7  | at Arkansas-Little Rock   | 2-2 <sup>2017</sup> | T |

## 2008 4-12-2 (1-8-2 in Sun Belt)

|     |                      |     |   |
|-----|----------------------|-----|---|
| A23 | Central Arkansas     | 5-2 | W |
| A29 | Arkansas-Pine Bluff  | 7-0 | W |
| S5  | at Centenary         | 3-2 | W |
| S8  | at Stephen F. Austin | 3-1 | L |

### Tulsa Soccer Challenge at Tulsa, Okla.

|     |                          |                     |   |
|-----|--------------------------|---------------------|---|
| S12 | at Oral Roberts          | 3-2                 | L |
| S14 | at Tulsa                 | 4-0                 | L |
| S21 | Southeastern La.         | 4-0                 | L |
| S26 | at South Alabama*        | 3-2                 | L |
| S28 | at Troy*                 | 1-0                 | L |
| O3  | Louisiana-Lafayette*     | 3-2                 | L |
| O5  | Louisiana-Monroe*        | 1-1 <sup>2017</sup> | T |
| O10 | Middle Tennessee*        | 2-1                 | W |
| O12 | Western Kentucky*        | 2-0                 | L |
| O17 | at Denver*               | 2-0                 | L |
| O19 | at North Texas*          | 2-0                 | L |
| O24 | Florida Atlantic*        | 3-2 <sup>07</sup>   | L |
| O26 | Florida International*   | 2-1                 | L |
| O31 | at Arkansas-Little Rock* | 0-0 <sup>2017</sup> | T |

## 2009 8-10-3 (5-5-1 in Sun Belt)

|     |                     |     |   |
|-----|---------------------|-----|---|
| A22 | Central Arkansas    | 4-1 | W |
| A30 | La Tech             | 1-0 | L |
| S1  | Arkansas-Pine Bluff | 2-1 | L |

### Red Wolves Cup Jonesboro, Ark.

|    |                        |     |   |
|----|------------------------|-----|---|
| S5 | Mississippi Valley St. | 4-0 | W |
| S6 | Grambling              | 4-0 | W |

### UTEP Tournament El Paso, Texas

|     |                           |                     |   |
|-----|---------------------------|---------------------|---|
| S11 | vs Weber State            | 2-0                 | L |
| S13 | vs Sam Houston State      | 1-1 <sup>2017</sup> | T |
| S20 | at Oklahoma State         | 5-0                 | L |
| S25 | South Alabama*            | 4-3 <sup>07</sup>   | W |
| S27 | Troy*                     | 3-0                 | W |
| O2  | at Louisiana-Lafayette*   | 3-1                 | W |
| O9  | at Middle Tennessee*      | 3-1                 | L |
| O11 | at Western Kentucky*      | 4-0                 | L |
| O16 | Denver*                   | 3-0                 | L |
| O18 | North Texas*              | 2-0                 | L |
| O23 | at Florida Atlantic*      | 0-0 <sup>07</sup>   | T |
| O25 | at Florida International* | 3-2                 | L |
| O30 | Arkansas-Little Rock*     | 1-0                 | W |
| N1  | at Louisiana-Monroe*      | 5-1                 | W |

### Sun Belt Conference Tournament at Boca Raton, Fla.

|    |                               |                     |   |
|----|-------------------------------|---------------------|---|
| N4 | Western Kentucky <sup>^</sup> | 1-1 <sup>2017</sup> | T |
| N6 | Denver                        | 3-1                 | L |

<sup>^</sup> A-State advanced on a shootout 4-2

**Tafadzwa Ziyenge**  
2010-14  
39-50-8 (.402)



## 2010 7-11-1 (3-8-0 in Sun Belt)

|     |                           |                     |   |
|-----|---------------------------|---------------------|---|
| A22 | UT Martin                 | 2-2 <sup>2017</sup> | T |
| A27 | at Arkansas-Pine Bluff    | 1-0 <sup>07</sup>   | W |
| A29 | at La Tech                | 1-0                 | W |
| S3  | Lipscomb                  | 2-0                 | W |
| S5  | at Belmont                | 3-1                 | L |
| S10 | Tulsa                     | 1-0                 | W |
| S17 | Oral Roberts              | 3-2                 | L |
| S19 | SEMO                      | 1-0                 | L |
| S24 | at Florida Atlantic*      | 1-0                 | L |
| S26 | at Florida International* | 1-0 <sup>2017</sup> | L |
| O1  | Middle Tennessee*         | 2-0                 | L |
| O3  | Western Kentucky*         | 2-0                 | L |
| O8  | at Louisiana-Lafayette*   | 3-2                 | L |
| O10 | at Louisiana-Monroe*      | 2-1                 | L |
| O15 | South Alabama*            | 2-1                 | W |
| O17 | Troy*                     | 2-1                 | W |
| O21 | Denver*                   | 2-0                 | L |
| O24 | at North Texas*           | 2-0                 | L |
| O29 | at Arkansas-Little Rock   | 2-1 <sup>2017</sup> | L |

## 2011 7-10-3 (5-5-1 in Sun Belt)

|     |                        |                     |   |
|-----|------------------------|---------------------|---|
| A19 | at Lipscomb            | 1-1 <sup>07</sup>   | T |
| A21 | at Mississippi State   | 3-1                 | W |
| A26 | at Central Arkansas    | 2-0                 | W |
| A28 | at SEMO                | 4-0                 | L |
| S2  | at UT Martin           | 4-2                 | L |
| S11 | Murray State           | 2-1 <sup>07</sup>   | L |
| S16 | Belmont                | 2-1                 | L |
| S18 | Arkansas-Pine Bluff    | 4-4 <sup>2017</sup> | T |
| S23 | Florida Atlantic*      | 3-0                 | W |
| S25 | Florida International* | 2-1 <sup>07</sup>   | L |
| S30 | at Middle Tennessee*   | 3-0                 | L |
| O2  | at Western Kentucky*   | 3-2 <sup>2017</sup> | L |
| O7  | Louisiana-Lafayette*   | 2-0                 | W |
| O9  | Louisiana-Monroe*      | 5-0                 | W |
| O14 | at South Alabama*      | 2-0                 | L |
| O16 | at Troy*               | 2-1                 | W |
| O20 | at Denver*             | 6-0                 | L |
| O23 | North Texas*           | 1-1 <sup>07</sup>   | T |
| O28 | Arkansas-Little Rock   | 4-0                 | W |

### Sun Belt Conference Tournament at Murfreesboro, Tenn.

|    |                       |     |   |
|----|-----------------------|-----|---|
| N2 | Florida International | 2-0 | L |
|----|-----------------------|-----|---|

## 2012 11-8-1 (5-4-1 in Sun Belt)

|     |                      |     |   |
|-----|----------------------|-----|---|
| A17 | at Indiana           | 3-0 | L |
| A19 | Arkansas-Pine Bluff  | 6-0 | W |
| A24 | at Murray State      | 1-0 | W |
| A31 | at Memphis           | 4-0 | L |
| S2  | Jackson State        | 4-0 | W |
| S7  | UT Martin            | 4-1 | W |
| S9  | Central Arkansas     | 2-0 | W |
| S14 | at Southern Miss     | 2-0 | L |
| S16 | at Grambling         | 6-2 | W |
| S21 | at Western Kentucky* | 2-0 | L |
| S23 | at Middle Tennessee* | 2-1 | L |
| S28 | Louisiana-Monroe*    | 3-0 | W |
| S30 | Louisiana-Lafayette* | 2-0 | W |
| O5  | at Troy*             | 2-1 | W |

|     |                          |                     |   |
|-----|--------------------------|---------------------|---|
| O7  | at South Alabama*        | 0-0 <sup>2017</sup> | T |
| O12 | North Texas*             | 2-1                 | L |
| O18 | Florida International*   | 3-1                 | L |
| O20 | Florida Atlantic*        | 5-4                 | W |
| O26 | at Arkansas-Little Rock* | 3-1                 | W |

### Sun Belt Conference Tournament at Mobile, Ala.

|     |                  |     |   |
|-----|------------------|-----|---|
| O31 | Western Kentucky | 1-0 | L |
|-----|------------------|-----|---|

## 2013 10-7-3 (4-4-0 in Sun Belt)

|     |                       |                     |   |
|-----|-----------------------|---------------------|---|
| A23 | Southern Miss         | 2-2 <sup>2017</sup> | T |
| A25 | at Mississippi State  | 4-0                 | L |
| A30 | at Central Arkansas   | 3-2                 | W |
| S3  | Missouri State        | 3-1                 | W |
| S6  | at SEMO               | 0-0 <sup>2017</sup> | T |
| S8  | Grambling             | 7-0                 | W |
| S13 | at Tulsa              | 4-0                 | L |
| S15 | at Oral Roberts       | 3-2 <sup>07</sup>   | L |
| S20 | Arkansas-Pine Bluff   | 5-0                 | W |
| S22 | Murray State          | 3-1                 | W |
| S29 | Arkansas-Little Rock* | 5-0                 | W |
| O3  | at Troy*              | 1-0                 | L |
| O6  | South Alabama*        | 2-0                 | L |
| O11 | at Louisiana-Monroe*  | 3-2                 | W |
| O13 | Louisiana-Lafayette*  | 1-0                 | L |
| O18 | Western Kentucky*     | 3-0                 | W |
| O20 | Georgia State*        | 3-2 <sup>07</sup>   | W |
| O27 | at Texas State*       | 3-0                 | L |

### Sun Belt Conference Tournament at San Marcos, Texas

|    |                            |                     |   |
|----|----------------------------|---------------------|---|
| N6 | Louisiana-Lafayette        | 2-1                 | W |
| N8 | South Alabama <sup>^</sup> | 1-1 <sup>2017</sup> | T |

<sup>^</sup> South Alabama advanced on a shootout 6-5

## 2014 4-14-0 (1-8-0 in Sun Belt)

|     |                          |                     |   |
|-----|--------------------------|---------------------|---|
| A22 | at Murray State          | 3-2                 | W |
| A24 | Tulsa                    | 1-0                 | L |
| A31 | Central Arkansas         | 2-1                 | L |
| S5  | Mississippi State        | 5-0                 | L |
| S7  | at Missouri State        | 3-0                 | L |
| S12 | Mississippi Valley State | 5-1                 | W |
| S14 | at Southern Miss         | 1-0 <sup>2017</sup> | L |
| S19 | SEMO                     | 3-0                 | L |
| S21 | Arkansas-Pine Bluff      | 8-0                 | W |
| S26 | Texas State*             | 2-1                 | L |
| S28 | Appalachian State*       | 1-0                 | L |
| O3  | at Georgia Southern*     | 2-0                 | L |
| O5  | at Georgia State*        | 5-2                 | L |
| O10 | at Louisiana-Monroe*     | 1-0                 | W |
| O12 | at Louisiana-Lafayette*  | 4-2                 | L |
| O18 | at Arkansas-Little Rock* | 2-1                 | L |
| O24 | South Alabama*           | 4-1                 | L |
| O26 | Troy*                    | 3-0                 | L |

**Brian Dooley**  
2015-Present  
26-35-9 (.436)



## 2015 3-14-1 (1-7-1 in Sun Belt)

|     |                        |                     |   |
|-----|------------------------|---------------------|---|
| A21 | at Southern Miss       | 2-1 <sup>2017</sup> | L |
| A23 | Arkansas-Pine Bluff    | 1-0                 | W |
| A28 | at Central Arkansas    | 3-2 <sup>2017</sup> | L |
| A30 | Murray State           | 3-2                 | L |
| S4  | Southeastern Louisiana | 4-0                 | L |

# YEAR-BY-YEAR RESULTS

|                   |                          |                    |   |
|-------------------|--------------------------|--------------------|---|
| S6                | Mississippi Valley State | 4-0                | W |
| at Memphis, Tenn. |                          |                    |   |
| S11               | vs Idaho                 | 2-0                | L |
| S13               | La Tech                  | 3-1                | L |
| S18               | at SEMO                  | 1-0                | L |
| S25               | at Appalachian State*    | 2-1                | L |
| S27               | at Texas State*          | 3-2 <sup>20T</sup> | L |
| O2                | Georgia State*           | 1-1 <sup>20T</sup> | T |
| O4                | Georgia Southern*        | 3-1                | L |
| O9                | Louisiana-Lafayette*     | 1-0                | L |
| O11               | Louisiana-Monroe*        | 2-0                | W |
| O16               | Arkansas-Little Rock*    | 2-1 <sup>0T</sup>  | L |
| O23               | at Troy*                 | 2-1                | L |
| O25               | at South Alabama*        | 4-1                | L |

## 2016 6-8-3 (4-5-1 in Sun Belt)

|     |                          |                    |   |
|-----|--------------------------|--------------------|---|
| A21 | Southern Miss            | 1-0                | L |
| A25 | at Southeastern La.      | 1-0                | W |
| A28 | at La Tech               | 1-1 <sup>20T</sup> | T |
| S1  | Central Arkansas         | 1-0 <sup>20T</sup> | L |
| S4  | at Murray State          | 1-1 <sup>20T</sup> | T |
| S11 | Mississippi Valley State | 3-2                | W |
| S16 | at Coastal Carolina*     | 4-0                | L |
| S18 | at Troy*                 | 1-1 <sup>20T</sup> | T |
| S23 | South Alabama*           | 1-0                | L |
| S25 | Louisiana-Monroe*        | 1-0                | L |
| S30 | Appalachian State*       | 3-0                | W |
| O2  | at Arkansas-Little Rock* | 2-0                | L |
| O7  | at Louisiana-Lafayette*  | 1-0                | W |
| O9  | at Texas State*          | 1-0                | W |
| O16 | Georgia State*           | 2-1                | W |
| O23 | Georgia Southern*        | 2-1 <sup>0T</sup>  | L |

### Sun Belt Conference Tournament at Foley, Ala.

|    |                  |     |   |
|----|------------------|-----|---|
| N2 | Coastal Carolina | 3-0 | L |
|----|------------------|-----|---|

## 2017 9-6-2 (5-4-1 in Sun Belt)

|     |                       |                    |   |
|-----|-----------------------|--------------------|---|
| A18 | at Missouri State     | 2-1                | W |
| A24 | at Lipscomb           | 1-0 <sup>0T</sup>  | L |
| A27 | Saint Louis           | 3-2                | L |
| S1  | Oral Roberts          | 3-0                | W |
| S3  | at Central Arkansas   | 1-0                | L |
| S8  | at UT Martin          | 2-0                | W |
| S15 | Louisiana*            | 2-1 <sup>0T</sup>  | L |
| S17 | Troy*                 | 4-1                | W |
| S22 | Little Rock*          | 1-0                | W |
| S24 | Texas State*          | 1-0                | L |
| S29 | at Appalachian State* | 1-1 <sup>20T</sup> | T |
| O1  | at Georgia Southern*  | 2-1                | L |
| O8  | Coastal Carolina*     | 3-1                | W |
| O13 | at South Alabama*     | 1-0                | W |
| O15 | at Louisiana-Monroe*  | 1-0                | L |
| O20 | at Georgia State*     | 2-0                | W |

### Sun Belt Conference Tournament at Foley, Ala.

|    |                          |                    |   |
|----|--------------------------|--------------------|---|
| N1 | Little Rock <sup>^</sup> | 1-1 <sup>20T</sup> | T |
|----|--------------------------|--------------------|---|

<sup>^</sup> Little Rock advanced on a shootout 3-1

## 2018 8-7-3 (5-5-0 in Sun Belt)

|     |                 |                    |   |
|-----|-----------------|--------------------|---|
| A16 | UT Martin       | 2-0                | W |
| A19 | Omaha           | 1-1 <sup>20T</sup> | T |
| A24 | at Saint Louis  | 1-1 <sup>20T</sup> | T |
| A31 | at Tulsa        | 2-1 <sup>0T</sup>  | W |
| S2  | at Oral Roberts | 1-0                | W |

|     |                      |                   |   |
|-----|----------------------|-------------------|---|
| S9  | at Central Arkansas  | 2-1               | L |
| S13 | Memphis              | 3-0               | L |
| S21 | ULM*                 | 4-0               | W |
| S23 | Georgia State*       | 2-0               | W |
| S28 | at Louisiana*        | 1-0               | L |
| S30 | at Texas State*      | 2-1               | L |
| O4  | South Alabama        | 1-0 <sup>0T</sup> | L |
| O12 | at Troy*             | 4-1               | W |
| O14 | at Little Rock*      | 3-0               | L |
| O19 | Georgia Southern*    | 3-1               | W |
| O20 | Appalachian State*   | 2-1 <sup>0T</sup> | W |
| O25 | at Coastal Carolina* | 2-1 <sup>0T</sup> | L |

### Sun Belt Conference Tournament at Foley, Ala.

|     |                          |                    |   |
|-----|--------------------------|--------------------|---|
| O31 | Little Rock <sup>^</sup> | 1-1 <sup>20T</sup> | T |
|-----|--------------------------|--------------------|---|

<sup>^</sup> Little Rock advanced on a shootout 4-3

## ALL-TIME RESULTS

|                          |               |                                 |               |
|--------------------------|---------------|---------------------------------|---------------|
| Alabama A&M              | 5-0-0         | Prairie View A&M                | 1-0-0         |
| <b>Appalachian State</b> | <b>2-2-1</b>  | <b>Saint Louis</b>              | <b>0-2-1</b>  |
| Arkansas-Pine Bluff      | 7-1-1         | Sam Houston State               | 0-0-1         |
| Belmont                  | 0-2-0         | Samford                         | 0-1-0         |
| Centenary                | *2-5-1        | Stephen F. Austin               | 0-4-0         |
| <b>Central Arkansas</b>  | <b>7-4-0</b>  | <b>South Alabama</b>            | <b>3-14-3</b> |
| Central Oklahoma         | 0-1-0         | Southeastern Louisiana          | 1-3-0         |
| Christian Brothers       | 0-1-0         | Southern Miss                   | 0-4-1         |
| <b>Coastal Carolina</b>  | <b>1-3-0</b>  | <b>Southeast Missouri State</b> | <b>0-8-1</b>  |
| Colorado Christian       | 0-1-0         | Saint Louis                     | 0-1-0         |
| Dallas Baptist           | 0-1-0         | Tennessee                       | 0-1-0         |
| Denver                   | *1-12-0       | Tennessee-Chattanooga           | 0-3-0         |
| Drury                    | 0-3-0         | <b>Texas State</b>              | <b>2-5-0</b>  |
| Florida Atlantic         | 2-4-1         | <b>Troy</b>                     | <b>6-6-1</b>  |
| Florida International    | 1-10-2        | Tulsa                           | *3-3-0        |
| <b>Georgia Southern</b>  | <b>1-4-0</b>  | UAB                             | 0-1-0         |
| <b>Georgia State</b>     | <b>4-1-1</b>  | <b>UT-Martin</b>                | <b>*3-6-1</b> |
| Grambling State          | 3-0-0         | Weber State                     | 0-1-0         |
| Idaho                    | 0-1-0         | Western Kentucky                | 1-13-1        |
| Indiana                  | 0-1-0         |                                 |               |
| <b>Jackson State</b>     | <b>1-0-0</b>  |                                 |               |
| Jacksonville State       | 1-0-0         |                                 |               |
| Lipscomb                 | 1-1-1         |                                 |               |
| <b>Little Rock</b>       | <b>*8-9-3</b> |                                 |               |
| <b>Louisiana</b>         | <b>7-11-0</b> |                                 |               |
| <b>Louisiana-Monroe</b>  | <b>11-3-1</b> |                                 |               |
| Louisiana Tech           | 1-3-2         |                                 |               |
| McNeese State            | 1-0-0         |                                 |               |
| Memphis                  | 0-2-0         |                                 |               |
| Middle Tennessee         | 1-12-1        |                                 |               |
| Mississippi State        | 1-2-0         |                                 |               |
| Mississippi Valley State | 4-2-0         |                                 |               |
| Missouri                 | 0-1-0         |                                 |               |
| <b>Missouri State</b>    | <b>2-3-0</b>  |                                 |               |
| <b>Murray State</b>      | <b>6-5-1</b>  |                                 |               |
| North Texas              | 0-15-1        |                                 |               |
| Northern Iowa            | 1-0-0         |                                 |               |
| Northwestern State       | 0-2-0         |                                 |               |
| Oklahoma State           | 0-3-0         |                                 |               |
| Omaha                    | 0-0-1         |                                 |               |
| Oral Roberts             | 2-4-0         |                                 |               |

\* 1 victory against Arkansas-Little Rock, Centenary, Denver, Tulsa and UT-Martin later vacated due to NCAA sanctions (overall records changed to reflect vacated victories)

# ALL-TIME LETTERWINNERS



## A

| Name                 | Hometown           | Years            |
|----------------------|--------------------|------------------|
| ABNER, Ava           | Fort Thomas, Ky.   | 2013, 14, 15     |
| ADAMS, Jordan        | Longview, Texas    | 2012, 13, 14, 15 |
| ANDREA, Amy          | Indian Creek, Ill. | 2015, 16, 17, 18 |
| AGUIRRE, Aja         | Burnaby, Canada    | 2011, 12         |
| AXELSON-SAHLEN, Sara | Malmoe, Sweeden    | 2001, 02         |

## B

| Name                   | Hometown           | Years               |
|------------------------|--------------------|---------------------|
| BALDWIN, Audrey        | Forest Hill, Md.   | 2012                |
| BECKERS, Annaliese     | Elmhurst, Ill.     | 2006                |
| BENEFIEL, Katelin      | Odessa, Texas      | 2005, 06            |
| BERDAN, Jessica        | Coppell, Texas     | 2012                |
| BRAMER, Maria          | Stockholm, Sweeden | 2002                |
| BRIENT, Lucy           | Franklin, Tenn.    | 2009                |
| <b>BROCHU, Lindsey</b> | <b>Berlin, Ct.</b> | <b>2016, 17, 18</b> |
| BROWN, Susan           | Calgary, Canada    | 2009, 10            |
| BUNNER, Anna           | Fayetteville, Ark. | 2006                |
| BURGESS, Gwen          | Las Vegas, Nev.    | 2002, 03            |

## C

| Name                    | Hometown            | Years            |
|-------------------------|---------------------|------------------|
| CAIRNS, Lana            | Arlington, Texas    | 2004, 05         |
| CARMICHAEL, Kately      | Frisco, Texas       | 2012, 13, 14, 15 |
| CARTER, TAYLER          | Bremerton, Wash.    | 2014, 15, 16, 17 |
| CHAMBERS, Julie         | Jonesboro, Ark.     | 2016, 17, 18     |
| CLARK, Michele          | St. Peters, Mo.     | 2008, 09, 10, 11 |
| <b>COATES, Julianna</b> | <b>Tulsa, Okla.</b> | <b>2017, 18</b>  |
| COGLAN, Lena            | Mountain Home, Ark. | 2002             |
| COOK, Lindsay           | Jonesboro, Ark.     | 2000             |
| CRIMI, Lauren           | Lake Tapps, Wash.   | 2014             |
| CZEPIEL, Megan          | Round Rock, Texas   | 2006, 07         |

## D

| Name                   | Hometown           | Years            |
|------------------------|--------------------|------------------|
| DAVIS, Hannah          | Fayetteville, Ark. | 2016, 17, 18     |
| DELLI CARPINI, Arianna | Pound Ridge, N.Y.  | 2015, 16         |
| DIEKER, Beranadette    | Libertyville, Ill. | 2005, 06, 07, 08 |
| DIXON, Shayla          | Maumelle, Ark.     | 2017, 18         |
| DUERST, Jenna          | Sarasota, Fla.     | 2012, 13, 14, 15 |

## E

| Name                | Hometown            | Years             |
|---------------------|---------------------|-------------------|
| EBENROTH, Riley     | O'Fallon, Mo.       | 2017, 2018        |
| <b>ERTL, Maggie</b> | <b>Tulsa, Okla.</b> | <b>2017, 2018</b> |

## F

| Name                 | Hometown                | Years             |
|----------------------|-------------------------|-------------------|
| FINDERS, Kelsey      | St. Charles, Mo.        | 2010, 11          |
| FINK, Christina      | Ponchatoula, La.        | 2011, 12, 13      |
| FLETCHER, Candace    | Bryant, Ark.            | 2001, 02, 03      |
| FLYNN, Kassie        | St. Louis, Mo.          | 2015              |
| FRICKE, Chelsea      | Dallas, Texas           | 2009, 10          |
| FUERMAN, Jill        | McKinney, Texas         | 2009, 10          |
| FULGHAM, Kelly       | Collierville, Tenn.     | 2002              |
| <b>FURIO, Hailey</b> | <b>Naperville, Ill.</b> | <b>2017, 2018</b> |
| FURR, Alex           | Midlothian, Texas       | 2010, 11, 12, 13  |

## G

| Name                  | Hometown                | Years             |
|-----------------------|-------------------------|-------------------|
| GARRISON, Madison     | Owasso, Okla.           | 2018              |
| GEAR, Kailey          | Batavia, Texas          | 2008              |
| GEELES, Mary          | McKinney, Texas         | 2006, 07, 08, 09  |
| <b>GELLIS, Bailey</b> | <b>West Creek, N.J.</b> | <b>2017, 2018</b> |
| GETTER, Mollie        | Overland Park, Kan.     | 2001, 02          |
| GILES, Christine      | Cape Coral, Fla.        | 2010, 11, 12, 13  |
| GLATTER, Melissa      | Kearney, Neb.           | 2003, 04          |
| GONZALEZ, Pilar       | Colleyville, Texas      | 2007              |
| GOODMAN, Kelly        | Buda, Texas             | 2004, 05, 06, 07  |
| GRAHAM, Jenny         | Tulsa, Okla.            | 2001, 02, 03      |
| GREER, Jacqueline     | Sedalia, Mo.            | 2015, 16          |

## H

| Name                | Hometown                | Years               |
|---------------------|-------------------------|---------------------|
| HAMM, Kellye        | McKinney, Texas         | 2005, 06, 07        |
| HANNAH, Faith       | Benton, Ark.            | 2000, 01            |
| HARPER, Noelle      | Sheridan, Ark.          | 2006                |
| <b>HARRIS, Abby</b> | <b>Manahawkin, N.J.</b> | <b>2016, 17, 18</b> |
| HECKMAN, Callah     | Atwater, Calif.         | 2006                |
| HOPKINS, Chelsea    | Topeka, Kan.            | 2005, 06, 07, 08    |
| HOSEA, Katie        | McKinney, Texas         | 2011, 12, 13, 14    |
| HOWARD, Elizabeth   | Bristol, England        | 2012, 13            |
| HUBBARD, Meg        | Jonesboro, Ark.         | 2000, 01            |

## ALL-TIME LETTERWINNERS

HUCKABY, Ashley ---- 2000

HULL, Tiffany Houston, Texas 2000, 02, 03, 04

**HUSTED, Haley Norman, Okla. 2018**

### I

| Name             | Hometown            | Years    |
|------------------|---------------------|----------|
| ISENBERG, Alexia | Pflugerville, Texas | 2004, 05 |

### J

| Name              | Hometown            | Years              |
|-------------------|---------------------|--------------------|
| JACKSON, Ashley   | Plano, Texas        | '10, '11, '12, '13 |
| JOHANSEN, Lindsay | Vancouver, Canada   | '12, '13           |
| JOYCE, Madison    | Manhattan, Kan.     | '12, '13           |
| JINGBLAD, Jessica | Norrkoping, Sweeden | '11                |

### K

| Name   | Hometown            | Years            |
|--|---------------------|------------------|
| KALOGHIROU, Anna                             | Jonesboro, Ark.     | 2007, 08, 09, 10 |
| <b>KARLSSON, Annica Vantaa, Finland 2016</b> |                     |                  |
| KASSAB, Courtney                             | Pinckney, Mich.     | 2007             |
| KELLEY, Jena'                                | Heber Springs, Ark. | 2011, 12, 13, 14 |
| KISER, Sheri                                 | Louisville, Ky.     | 2000, 01, 02     |
| KOSS, Amy                                    | Lakeview, Ark.      | 2006, 07, 08, 09 |
| KREKELER, Katharine                          | Chesterfield, Mo.   | 2005, 06, 07, 08 |
| KRAMER, Logan                                | Millersville, Pa.   | 2012             |
| KREMER, Bethany                              | Southlake, Texas    | 2011, 13         |
| KRIMM, Sara                                  | Brentwood, Tenn.    | 2008             |
| KURANDA, Karly                               | St. Charles, Ill.   | 2009, 10         |

### L

| Name           | Hometown            | Years            |
|----------------|---------------------|------------------|
| LEE, Amanda    | Brampton, Canada    | 2012, 13, 14, 15 |
| LAING, Blayne  | Mississauga, Canada | 2011             |
| LITTLE, Stacey | Delta, Canada       | 2000, 01, 02, 03 |
| LONG, Amanda   | Caulfield, Mo.      | 2000, 01, 02, 03 |
| LUKE, Jaymee   | Las Vegas, Nev.     | 2015             |

### M

| Name  | Hometown          | Years            |
|---|-------------------|------------------|
| MACE, Meghan  | Franklin, Tenn.   | 2008, 09, 10, 11 |
| <b>MACINTOSH, Victoria Manchester, Mo. 2017, 18</b> |                   |                  |
| MANN, Adrienne                                      | Delta, Canada     | 2000, 01, 02, 3  |
| MANSON, Karen                                       | Bristol, England  | 2000, 01, 02     |
| <b>MAUPIN, Hannah Blue Springs, Mo. 2018</b>        |                   |                  |
| MBENQUE, Yayedior                                   | Cedar Hill, Texas | 2015             |

**McCLURE, Megan Webster Groves, Mo. 2017, 18**

McKENNA, Erin McKinney, Texas 2006, 07, 08, 09

McKINNEY, Leslie Little Rock, Ark. 2000, 01

McGILVRAY, Mallory Haslet, Texas 2009, 10, 11, 12

McRAE, Markie Eaton Rapids, Mich. 2005, 06, 07, 08

McMURTRY, Ashley Plano, Texas 2009, 10, 11, 12

MENKE, Cassidy O'Fallon, Mo. 2015

MERRITT, Darah Jonesboro, Ark. 2015

**MINARD, Riley Overland Park, Kan. 2018**

MITCHELL, LOREN Lawrenceville, Ga. 2012, 13, 14, 15

MILLITONI, Laura Mt. Carmel, Ind. 2006

MOLGE, Meredith Plano, Texas 2010

MOORE, Lindsay Collierville, Tenn. 2007

MUNRO, Joanne Pitts Meadows, Canada 2001, 02, 03

### N

| Name              | Hometown          | Years            |
|-------------------|-------------------|------------------|
| NEISER, Ina       | Blytheville, Ark. | '03, '04, '05    |
| NICHOLS, Michelle | Parker, Colo.     | 2011             |
| NILES, Lizzy      | Elgin, Ill.       | 2008, 09, 10, 11 |
| NITTI, Kara       | St. Charles, Ill. | 2008, 09, 10, 11 |

### O

| Name  | Hometown | Years |
|---|----------|-------|
| <b>O'Boye, Dana Plainfield, Ill. 2016, 17, 18</b> |          |       |

### P

| Name               | Hometown          | Years            |
|--------------------|-------------------|------------------|
| PACE, Calley       | Sugar Land, Texas | 2006             |
| PADGETT, Katherine | Carlsbad, Calif.  | 2013, 14, 15, 16 |
| PALKE, Sarah       | Tulsa, Okla.      | 2002, 03, 04, 05 |
| PATTERSON, Lindsey | Des Peres, Mo.    | 2008, 09, 10, 11 |
| PHILIPPE, Alexis   | Ballwin, Mo.      | 2014, 15, 16     |
| PONDER, Kelsey     | St. Louis, Mo.    | 2015, 16, 17, 18 |
| POWELL, Tracy      | Little Rock, Ark. | 2008, 09         |
| PITTS, Tory        | Brentwood, Tenn.  | 2009, 10, 11     |

### R

| Name             | Hometown            | Years            |
|------------------|---------------------|------------------|
| RAIKES-May, Emma | Manchester, England | 2003             |
| RANA, Mary Jo    | Chandler, Ariz.     | 2005             |
| RAY, Heather     | Squamish, Canada    | 2003, 04, 05, 06 |
| RAY, Stephanie   | Fort Smith, Ark.    | '04, '05, '06    |

# ALL-TIME LETTERWINNERS

|                         |                         |                  |
|-------------------------|-------------------------|------------------|
| REAGAN, Kathleen        | Madison, Ala.           | 2004, 05, 06, 07 |
| REED, Bailey            | Mexico, Mo.             | 2015, 16, 17     |
| REESBY, Jamie           | Kingwood, Texas         | 2000, 01, 02, 03 |
| REESE, Rachel           | Spring, Texas           | 2000, 01         |
| <b>RESTREPO, Sophia</b> | <b>Cape Coral, Fla.</b> | <b>2018</b>      |
| RIGGS, Lexi             | Fort Worth, Texas       | 2014             |
| RIVERA, Kristina        | Abingdon, Md.           | 2012             |
| ROACH, Monica           | Ovilla, Texas           | 2005             |

## S

| <i>Name</i>           | <i>Hometown</i>            | <i>Years</i>     |
|-----------------------|----------------------------|------------------|
| SAND, Lindsey         | Lincoln, Neb.              | 2002             |
| SAUERWEIN, Adair      | North Richland Hill, Texas | 2006             |
| SCHAGER, Christine    | Madison, Ala.              | 2001, 02, 03, 04 |
| SCHNEIDER, Taylor     | Ballwin, Mo.               | 2016, 17, 18     |
| <b>SCHUE, Hailey</b>  | <b>Chesterfield, Mo.</b>   | <b>2017, 18</b>  |
| SELIG, Kendall        | Bryant, Ark.               | 2016             |
| <b>SENGER, Eda</b>    | <b>Lake Hills, Ill.</b>    | <b>2018</b>      |
| SHEPPARD, Summer      | Collierville, Tenn.        | 2013             |
| SHIRLEY, Lisa         | Mountain Home, Ark.        | 2002             |
| SIERS, Stasha         | High Ridge, Mo.            | 2008, 09, 10, 11 |
| SIMAO, Samhia         | Belo Horizonte, Brazil     | 2013, 14         |
| SMIECHOWSKI, Brielan  | Maple Ridge, Canada        | 2004, 05, 06, 07 |
| SIMON, Carmen         | Azagra, Spain              | 2014             |
| SIMON, Nina           | St. Louis, Mo.             | 2014             |
| <b>SMITH, Olivia</b>  | <b>High Ridge, Mo.</b>     | <b>2017, 18</b>  |
| <b>SODOMA, Sarah</b>  | <b>Manchester, Mo.</b>     | <b>2017, 18</b>  |
| SPARKS, Shawna        | Litchfield Park, Ariz.     | 2002, 03, 04, 05 |
| SPEAR, Jamey          | Evansville, Ind.           | 2000, 01, 02     |
| STARVEN-ERISSON, Elin | Bromma, Sweden             | 2008             |
| STECKEL, Anna         | Hamburg, Germany           | 2007             |
| STEPHENS, Lyndsie     | Lincoln, Neb.              | 2002, 03, 04     |
| STEURER, Shannon      | Ballwin, Mo.               | 2015             |
| STEWART, Ellen        | Germantown, Tenn.          | 2005             |
| STOLTZFUS, Megan      | Tigeras, N.M.              | 2008, 09, 10, 11 |
| SUPPLE, Michaela      | Albuquerque, N.M.          | 2013             |

## T

| <i>Name</i>            | <i>Hometown</i>         | <i>Years</i>     |
|------------------------|-------------------------|------------------|
| THIELE, Melanie        | Edmonton, Canada        | 2003, 04, 05, 06 |
| <b>TRESTER, Peyton</b> | <b>Kansas City, Mo.</b> | <b>2017, 18</b>  |
| TROUTMAN, Emily        | Louisville, Ky.         | 2007             |
| TRUEMAN, Katie         | St. Louis, Mo.          | 2002             |
| TURESSON, Sofia        | Hasseby, Sweden         | 2008             |

## V

| <i>Name</i>    | <i>Hometown</i> | <i>Years</i> |
|----------------|-----------------|--------------|
| VAAPIL, Marica | Oxie, Sweden    | 2002, 03, 04 |
| VAUGHT, Jenna  | St. Louis, Mo.  | 2014         |

## W

| <i>Name</i>      | <i>Hometown</i>     | <i>Years</i>         |
|------------------|---------------------|----------------------|
| WARD, Mykel      | Frisco, Texas       | 2012, 13, 14, 15, 16 |
| WEGLEIN, Kathy   | Manchester, Md.     | 2002, 03             |
| WESLEY, Casey    | Saugua, Calif.      | 2013                 |
| WESTER, Sutton   | Rockford, Ill.      | 2014, 15, 16         |
| WHEELER, Becca   | Arlington, Texas    | 2010, 11, 12         |
| WHITE, Lara      | Paragould, Ark.     | 2016                 |
| WICKS, Sara      | St. Johns, Canada   | 2014                 |
| WIDENER, Jen     | Cincinnati, Ohio    | 2001, 02, 03, 04     |
| WILLIAMS, Briana | Clinton, Md.        | 2014, 15, 16         |
| WILEY, Miranda   | Maryville, Ill.     | 2008, 09, 10         |
| WILTON, Sallye   | Midland, Texas      | 2002, 03, 04         |
| WIPKE, Jill      | Wildwood, Mo.       | 2018                 |
| WOJT, Caitlin    | Collierville, Tenn. | 2007                 |

## Y

| <i>Name</i>  | <i>Hometown</i> | <i>Years</i>     |
|--------------|-----------------|------------------|
| YODER, Shana | Tulsa, Okla.    | 2003, 04, 05, 06 |

## Z

| <i>Name</i>      | <i>Hometown</i>  | <i>Years</i> |
|------------------|------------------|--------------|
| ZELEDON, Crystal | Pacificca, Calif | 2013, 14     |
| ZINGO, Jessie    | Oologah, Okla.   | 2006, 07     |

active players in **BOLD**

## INDIVIDUAL AWARDS & HONORS



**Loren Mitchell**



**Heather Ray**



**Taylor Schneider**

### SUN BELT AWARDS

#### Sun Belt Leadership Team

|         |                 |
|---------|-----------------|
| 2014-15 | Jordan Adams    |
| 2015-16 | Alexis Philippe |
| 2016-17 | Alexis Philippe |

### NEWCOMER OF THE YEAR

#### Sun Belt Conference

|      |                      |
|------|----------------------|
| 2016 | Taylor Schneider (F) |
|------|----------------------|

### FRESHMAN OF THE YEAR

#### Sun Belt Conference

|      |                  |
|------|------------------|
| 2017 | Sarah Sodoma (F) |
|------|------------------|

### ALL-CONFERENCE HONORS

#### Sun Belt Conference

|      |   |
|------|---|
| 2000 | 1st - Tiffany Tull (D)  |
| 2005 | 1st - Heather Ray (D)<br>2nd - Shawna Sparks (F)                            |
| 2012 | 2nd - Ashley McMurtry (F)   |
| 2013 | 1st - Loren Mitchell (F)<br>1st - Lindsay Johansen (D)                      |
| 2016 | 2nd - Kelsey Ponder (GK)<br>2nd - Sarah Sodoma (F)                          |
| 2017 | 2nd - Riley Ebenroth (D)<br>2nd - Kelsey Ponder (GK)                        |
| 2018 | 2nd - Maggie Ertl (F)<br>2nd - Sarah Sodoma (F)<br>2nd - Riley Ebenroth (D) |

### CollegeSportsMadness SBC All-Conference

|      |   |
|------|---|
| 2012 | 1st - Christina Fink (F)<br>2nd - Ashley McMurtry (F)   |
| 2013 | 1st - Loren Mitchell (F)<br>1st - Katie Hosea (D)<br>2nd - Samhia Simao (M)<br>2nd - Ashley Jackson (D) |

### ALL-TOURNAMENT TEAM

#### Sun Belt Conference

|      |                     |
|------|---------------------|
| 2002 | Adrienne Mann (GK)  |
| 2009 | Chelsea Frickle (D) |
| 2013 | Loren Mitchell (F)  |

### PLAYER OF THE WEEK

#### Sun Belt Conference (Offensive)

|                |                  |
|----------------|------------------|
| Aug. 31, 2010  | Susan Brown      |
| Sept. 24, 2013 | Loren Mitchell   |
| Oct. 23, 2013  | Loren Mitchell   |
| Oct. 11, 2016  | Taylor Schneider |

#### Sun Belt Conference (Defensive)

|               |                 |
|---------------|-----------------|
| Oct. 2, 2012  | Ashley McMurtry |
| Oct. 11, 2016 | Kelsey Ponder   |
| Sept. 4, 2017 | Kelsey Ponder   |
| Aug. 21, 2018 | Riley Ebenroth  |
| Sept. 4, 2018 | Kelsey Ponder   |

#### CollegeSportsMadness

|                |                |
|----------------|----------------|
| Oct. 29, 2012  | Christina Fink |
| Sept. 24, 2013 | Christina Fink |
| Oct. 23, 2013  | Loren Mitchell |



**Lindsay Johansen**

Excel Camp  
Canada



**Katie Hosea**

SAAC President  
A-State



**Jordan Adams**

Leadership Team  
SBC



**Alexis Philippe**

Leadership Team  
SBC

## LEADERS ON AND OFF THE FIELD

The Arkansas State soccer program has had a rich history when it comes to being an active part of the community and A-State family. The Red Wolves are consistently among one of the top programs in the Student-Athlete Advisory Committee competition. The event is a yearlong event in which each sport earns points for supporting fellow athletes by attending games, SAAC sponsored events and other activities on campus.

Several A-State soccer have also served on the SAAC leadership board, including recent graduate Katie Hosea who had two terms as the organization’s president and was responsible for putting on events, raising awareness about SAAC to fellow student-athletes and being an active part of the community.

Jordan Adams, who also served as the SAAC secretary, was also named to the Sun Belt Leadership in the summer of the 2015. Adams was one of eleven student-athletes chosen from member schools around the league. The Sun Belt Conference Leadership Team recognizes one individual from each institution that exemplifies the highest qualities of being a true Student-Athlete. The award is given to a letter-winning student-athlete, based on leadership, sportsmanship, community service, citizenship, academic excellence and any other qualities valued by the institution.

Alexis Philippe, who served one term on the SBC leadership in 2015-16, returns for a second stint in 2016-17. She was also selected to attend the NCAA Leadership forum in November of 2016 where she worked with student-athletes from all divisions of the NCAA and discuss issues and information impacting the student-athlete experience. Outside of athletics and the classroom, Philippe is involved in several community service projects and has served on the Executive Board for the Up ‘Til Dawn project that helps fund research at St. Jude Children’s Hospital.

On the field, the Red Wolves have established themselves as one of the leading programs in helping to develop top-flight international talent. Former A-State student-athlete Lindsay Johansen participated in a Canadian National Team Camp in the summer of 2013.



## CONFERENCE TOURNAMENT HISTORY

### SUN BELT 1-9-3

#### 0 Championships

#### 2000 - Mobile, Ala.

Nov. 3 North Texas 6, A-State 0

#### 2001 - Miami, Fla.

Oct. 31 North Texas 10, A-State 2

#### 2002 - Mobile, Ala.

Nov. 4 Denver 3, A-State 0

#### 2003 - Bowling Green, Ky.

Nov. 5 North Texas 10, A-State 1

#### 2004 - Miami, Fla.

Nov. 3 Middle Tennessee 5, A-State 2

#### 2009 - Boca Raton, Fla.

Nov. 4 A-State 1, Western Kentucky 1  
A-State advanced 4-2 on a shootout

Nov. 6 Denver 3, A-State 1

#### 2011 - Murfreesboro, Tenn.

Nov. 2 Florida International 2, A-State 0

#### 2012 - Mobile, Ala.

Oct. 31 Western Kentucky 1, A-State 0

#### 2013 - San Marcos, Texas

Nov. 6 A-State 2, Louisiana-Lafayette 1

Nov. 8 South Alabama 1, A-State 1  
USA advanced 6-5 on shootout

#### 2016 - Foley, Ala.

Nov. 2 Coastal Carolina 3, A-State 0

#### 2017 - Foley, Ala.

Nov. 1 A-State 1, Little Rock 1  
Little Rock advanced 3-1 on a shootout

#### 2018 - Foley, Ala.

Oct. 31 A-State 1, Little Rock 1  
Little Rock advanced 4-3 on a shootout

### RECORDS VS OPPONENTS IN CONFERENCE TOURNAMENTS

|                       |       |
|-----------------------|-------|
| Coastal Carolina      | 0-1-0 |
| Denver                | 0-2-0 |
| Florida International | 0-1-0 |
| Little Rock           | 0-0-2 |
| Louisiana-Lafayette   | 1-0-0 |
| Middle Tennessee      | 0-1-0 |
| North Texas           | 0-3-0 |
| South Alabama         | 0-0-1 |
| Western Kentucky      | 0-1-1 |



|  |   |
|--|---|
| Neil Abel . . . . . 2009 inductee<br>Golf Coach, 1980-2006               | Dwane Brown . . . . . 2001 inductee<br>Football, 1984-87                    |
| Linda Allison . . . . . 1994 inductee<br>Basketball, 1980-84             | Ray Brown . . . . . 1996 inductee<br>Football, 1983-85                      |
| Fred Barnett . . . . . 1999 inductee<br>Football, 1986-89                | Dan Buckley . . . . . 1995 inductee<br>Football, 1966-69                    |
| Randy Barnhill . . . . . 2003 inductee<br>Football, 1984-86              | Jess Bucy . . . . . 1998 inductee<br>Baseball, 1949-51; Basketball, 1949-51 |
| Mike Beebe . . . . . 2008 inductee<br>Honorary Inductee                  | Mike Burk . . . . . 1997 inductee<br>Basketball, 1964-68                    |
| Amanda Beeler . . . . . 2018 inductee<br>Women's Golf, 1998-2001         | Johnie Burnett . . . . . 1985 inductee<br>Four sports, 1927-29              |
| Earl Bell . . . . . 1986 inductee<br>Track, 1974-77                      | Bill Caldwell . . . . . 1985 inductee<br>Three sports, 1956-59              |
| Bill Bergey . . . . . 1982 inductee<br>Football, 1965-68                 | Jim Callaway . . . . . 1992 inductee<br>Baseball, 1965-68                   |
| Harold Blood . . . . . 2016 inductee<br>Track, 1988-90                   | Maurice Carthon . . . . . 1991 inductee<br>Football, 1979-82                |
| Everett Bolton . . . . . 1986 inductee<br>Three sports, 1939-41, 1946-48 | Nelson Catalina . . . . . 1991 inductee<br>Basketball Coach, 1979-95        |
| Rusty Bourg . . . . . 1995 inductee<br>Baseball, 1967-70                 | Howard Cissell . . . . . 1993 inductee<br>Football, 1954-57                 |
| Gene Bradley . . . . . 2009 inductee<br>Football, 1976-79                | Ron Carroll . . . . . 2005 inductee<br>Trainer, 1976-present                |
| Steve Brooks . . . . . 1995 inductee<br>Basketball, 1970-74              | Michael Cline . . . . . 2015 inductee<br>Football, 1983-85                  |

## HALL OF HONOR



|   |   |
|---|---|
| Gary Crane . . . . . 1992 inductee<br>Basketball, 1965-68; Football, 1967-68                | Aubrey Gatewood . . . . . 1988 inductee<br>Baseball, 1956-59                |
| Carter Ray Crawford . . . . . 1997 inductee<br>Football, 1984-85                            | Bob Giersburg . . . . . 1994 inductee<br>Track, 1966-68                     |
| Dave Dailey . . . . . 2000 inductee<br>Golf, 1984-88  | George Glenn . . . . . 1984 inductee<br>Baseball, 1963-66                   |
| Bill Davidson . . . . . 1984 inductee<br>Football, 1953-57; FB Coach, 1968-78               | Terry Gwin . . . . . 1985 inductee<br>Football, 1965-66                     |
| Tommy Davis . . . . . 2002 inductee<br>Football, 1958-59                                    | Julie Hagood . . . . . 2010 inductee<br>Women's Basketball, 1997-2000       |
| Geoffrey Desmond . . . . . 2018 inductee<br>Baseball, 2004-05                               | James Hamilton . . . . . 1990 inductee<br>Football, 1968-71                 |
| John Dickey . . . . . 1997 inductee<br>Basketball, Football, Baseball, 1947-48              | Foy Hammons . . . . . 1988 inductee<br>Football, 1913-15; FB Coach, 1919-21 |
| John Dickson . . . . . 1984 inductee<br>Basketball, 1963-67                                 | Jay Hansen . . . . . 2018 inductee<br>Men's Basketball, 1980-84             |
| Wayne Dorton . . . . . 2004 inductee<br>Football, 1968-71                                   | Lauren Fair Harmon . . . . . 2008 inductee<br>Volleyball, 1993-96           |
| Bennie Ellender . . . . . 1982 inductee<br>Football Coach, 1963-70                          | Calvin Harrell . . . . . 1994 inductee<br>Football, 1968-71                 |
| Carlos Emmons . . . . . 2015 inductee<br>Football, 1992-95                                  | Jeff Hartwig . . . . . 2000 inductee<br>Track, 1989-90                      |
| Marina Engelbrecht . . . . . 2014 inductee<br>Women's Tennis, 2003-06; Tennis Coach 2012-15 | Dan Henderson . . . . . 1995 inductee<br>Basketball, 1974-77                |
| Frosty England . . . . . 1983 inductee<br>Football Coach, 1946-53                           | Thomas Hill . . . . . 1982 inductee<br>Track, 1968-72                       |
| Frank Farella . . . . . 1999 inductee<br>Football, 1954-57                                  | David Hines . . . . . 1996 inductee<br>Football, 1972-75                    |
| David Faught . . . . . 2009 inductee<br>Men's Golf, 1994-97                                 | Joe Hollimon . . . . . 1993 inductee<br>Football, 1971-74                   |
| Bob Ferralasco . . . . . 2008 inductee<br>Football 1946                                     | Keith Horn . . . . . 2010 inductee<br>Baseball, 1993-95                     |
| Charlotte Fields . . . . . 1998 inductee<br>Basketball, 1984-88                             | T.J. Humphreys . . . . . 1988 inductee<br>Football, Track, 1973-77          |
| Jay Flanagan . . . . . 2007 inductee<br>Track Coach, 1989-2007                              | Marvin Jarrett . . . . . 2000 inductee<br>Basketball, 1978-80               |
| Chico Fletcher . . . . . 2012 inductee<br>Basketball, 1997-2000                             | Sue Jayroe . . . . . 1997 inductee<br>Basketball, 1975-80                   |
| Don Floyd . . . . . 2003 inductee<br>Athletic Director, 1969-75                             | Rickey Jemson . . . . . 2012 inductee<br>Football, 1983-86                  |
| Pedtra Wilson Flournoy . . . . . 2002 inductee<br>Track, 1990-93                            | Garry Johnson . . . . . 2011 inductee<br>Football, 1999-02                  |
| Charlie Fredrick . . . . . 2006 inductee<br>Football, 1984-87                               | Tyrell Johnson . . . . . 2016 inductee<br>Football, 2004-07                 |

# HALL OF HONOR



|   |  |
|---|--|
| Ken Jones . . . . . 1987 inductee<br>Football, 1972-75                          | David Mitchell . . . . . 2013 inductee<br>Football, 1970-73                                |
| Al Joyner . . . . . 1993 inductee<br>Track, 1980-83                             | Andy Morris . . . . . 1990 inductee<br>Baseball, 1958-61; SID, 1969-74; Asst. AD, 1974-77  |
| Gerald Jumper . . . . . 1990 inductee<br>Football, 1964-67                      | Mike Morris . . . . . 2018 inductee<br>Football, 1979-82                                   |
| Tim Keane . . . . . 2005 inductee<br>Football, 1965-67; Football Coach, 1972-89 | Jerry Muckensturm . . . . . 1992 inductee<br>Football, 1972-75                             |
| George Kell . . . . . 1999 inductee<br>Tennis, 1940                             | Anthony Myles . . . . . 2001 inductee<br>Basketball, 1978-80                               |
| Monica Klebe . . . . . 1998 inductee<br>Track, 1986-89                          | Marvin Neloms . . . . . 2011 inductee<br>Football, 1983-86                                 |
| Guy Kochel . . . . . 1984 inductee<br>Track Coach, 1972-89                      | Newton Norris . . . . . 2001 inductee<br>Basketball, 1934-37                               |
| John Koldus . . . . . 1995 inductee<br>Baseball, 1952-53; Football, 1950-52     | Beth Anderson Nuneviller . . . . . 2012 inductee<br>Volleyball, 1988-89, & Tennis, 1989-90 |
| Larry Lacewell . . . . . 1987 inductee<br>FB Coach, Athletic Director, 1979-90  | Okey Oldham . . . . . 1990 inductee<br>Football, 1928-29; Baseball, 1928-30                |
| Tim Langford . . . . . 2008 inductee<br>Football, 1980-83                       | Roy Painter . . . . . 2002 inductee<br>Football, 1973-76                                   |
| Harry Larche . . . . . 1983 inductee<br>Three sports, 1946-48                   | Bill Phillips . . . . . 1992 inductee<br>Football, 1968-71                                 |
| Doug Lowery . . . . . 2005 inductee<br>Football, 1970-73                        | Paul Pila . . . . . 2015 inductee<br>Track and Field, 1979-80                              |
| Mike Malham, Jr. . . . . 2001 inductee<br>Football, 1972-75                     | Wayne Pitcock . . . . . 1991 inductee<br>Baseball, 1967-69                                 |
| Mike Malham, Sr. . . . . 2006 inductee<br>Football Coach, 1971-84               | Chris Poole . . . . . 2010 inductee<br>Volleyball Coach, 1987-92                           |
| Tim Maloney . . . . . 2004 inductee<br>Baseball, 1981-83                        | Ed Preston . . . . . 1991 inductee<br>Track, 1975-77                                       |
| Micah Marsh . . . . . 2007 inductee<br>Basketball, 1994-98                      | John Rauth . . . . . 1983 inductee<br>Basketball Coach, Golf Coach, 1949-79                |
| Jo Beth Carmack Mathis . . . . . 2000 inductee<br>Volleyball, 1990-92           | Tom Reese . . . . . 2007 inductee<br>Football, 1962-65                                     |
| Margie Kolat McGee . . . . . 2006 inductee<br>Volleyball, 1991-94               | Kyle Richardson . . . . . 2015 Inductee<br>Football, 1992-95                               |
| Frank McGuigan . . . . . 2018 inductee<br>Football, 1967-68                     | Don Riggs . . . . . 1986 inductee<br>Four sports, 1955-59                                  |
| Kendra Meichsner . . . . . 2005 inductee<br>Tennis, 1995-98                     | Kelly Riley . . . . . 2009 inductee<br>Track & Field, 1989-92                              |
| Dennis Meyer . . . . . 1991 inductee<br>Football, 1968-71                       | David Rodely . . . . . 2015 inductee<br>Track & Field, 1988-91                             |
| Maurice Miller . . . . . 1986 inductee<br>Three sports, 1946-50                 | Jerry Rook . . . . . 1983 inductee<br>Basketball, 1962-65                                  |



## HALL OF HONOR

|   |   |
|---|---|
| Scott Roper ..... 2010 inductee<br>Football, 1986-87                      | Bill Templeton ..... 1987 inductee<br>FB, 1954-56; FB Coach, 1965-79, Asst. AD, 1980-2013 |
| John Rose ..... 1985 inductee<br>Track, Basketball Coach, 1963-76         | Harold Thomas ..... 1996 inductee<br>Baseball, 1953-56                                    |
| Dana Ryan ..... 1989 inductee<br>Baseball, 1965-68                        | Willard Tilley ..... 1982 inductee<br>Football, Basketball, 1939-40                       |
| Daniel Ryland ..... 2014 inductee<br>Track & Field, 1998-2000, 2002       | J.A. Tomlinson ..... 1982 inductee<br>Athletic Dir., Baseball Coach, 1944-76              |
| Don Scaife ..... 1989 inductee<br>Basketball, 1973-75                     | Jan Troutt ..... 1996 inductee<br>Track, 1983-85  |
| Bobby Scott ..... 1992 inductee<br>Four sports, 1948-51                   | Shyla Tucker ..... 2003 inductee<br>Basketball, 1991-94                                   |
| Elbert Shelley ..... 1997 inductee<br>Football, 1983-86                   | Joe Turner ..... 2011 inductee<br>Football, 1960-62                                       |
| Fred Shepherd ..... 2002 inductee<br>Basketball, 1990-93                  | Juli Vaccari ..... 1990 inductee<br>Volleyball, 1975-78                                   |
| Doug Shouse ..... 2013 inductee<br>Track & Field, 1982-84                 | Tommy Walker ..... 2013 inductee<br>Football, 1980-83                                     |
| James E. Simmons ..... 2006 inductee<br>Football, 1970-72                 | Jim Wagner ..... 1996 inductee<br>Baseball, 1967-70                                       |
| Ron Smith ..... 2014 inductee<br>Football, 1976-79                        | Sam Wier ..... 1988 inductee<br>Football, 1960-62; Football Assistant, 1971-72            |
| Leslie Speck ..... 1984 inductee<br>Three sports, 1931-35; Coach, 1936-38 | Matt Whiteside ..... 2007 inductee<br>Baseball, 1987-90                                   |
| Robert Speer ..... 2014 inductee<br>Football, 1973-76                     | Terry Whiting ..... 2016 inductee<br>Football, 1968-71                                    |
| Jerald Spencer ..... 2006 inductee<br>Track & Field, 1965-67              | Bob Williams ..... 1987 inductee<br>Track, 1975-79; Coach, 1980-86                        |
| Tommy Spiers ..... 1998 inductee<br>Football, 1954-56                     | J.H. Williams ..... 2013 inductee<br>Basketball, 1973-75                                  |
| Paul Stovall ..... 2000 inductee<br>Football, Track, 1953-54              | Marcia Williams ..... 1993 inductee<br>Tennis, 1977-80; Coach, 1980-2011                  |
| Dan Summers ..... 1998 inductee<br>Football, 1962-65                      | H.T. Winters ..... 1983 inductee<br>Football, Baseball, 1929-32                           |
| Kellie Suttle ..... 2016 inductee<br>Track, 1994-96                       | Jerry Ann Winters ..... 1994 inductee<br>Women's Basketball Coach, 1984-95                |
| Clovis Swinney ..... 1989 inductee<br>Football, 1967-69                   | Bennie Wilhelm ..... 1993 inductee<br>Four sports, 1946-49                                |
| John Tate ..... 1998 inductee<br>Basketball, 1986-89                      | Jim Wiseman ..... 2007 inductee<br>Football, 1984-87                                      |
| Sonja Tate ..... 2004 inductee<br>Basketball, Track, 1990-93              | Richie Voit ..... 1989 inductee<br>Football, 1950-53                                      |
| Donnie Taylor ..... 2001 inductee<br>Track, 1976-79                       | Kay Woodiel ..... 1988 inductee<br>Coach in three women's sports, 1974-84                 |



The A-State Soccer program will begin its sixth year at the A-State Soccer Park in 2019. The facility, which opened in 2003, is also home to the Arkansas State Track and Field programs and has bleachers to seat up to 400-plus spectators along with areas for additional portable seating. An enclosed building features a state-of-the-art pressbox.

A newly resurfaced grass field was installed during the summer to provide the best playing surface for A-State and its opponents. In addition a new sound system was installed to improve sound and public address quality spectators and players alike.

Members of the media also enjoy a press box that has been constructed to make the covering of future matches a state-of-the-art experience. It features 14 work stations each equipped with hard-wired internet but hard-wired internet has been installed across the work space along with a wireless

internet signal that has already been accessible in recent seasons.

The 2016 season marked the first year for the newly built A-State Soccer Facility, which features new locker rooms, coaches offices, training room, lounge and a team meeting area. The area has 3,200 square feet of space and opened in the summer of 2015. The building will house the A-State tennis offices and locker rooms and is located adjacent to the A-State Tennis Courts which are slated to open for the 2015-16 season.

This is the second home for the Red Wolves soccer team. From 2000-12 the squad played at the A-State Soccer Park located at the North End of campus. Since the inception of the program the Red Wolves have won 63 matches at home.



## RED WOLVES LOCKER ROOM



The A-State Soccer Complex boasts a modern and spacious locker room that includes locker rooms for the Red Wolves, as well as facilities for opponents and game officials. The venue also provides an on-site training room, a meeting room and lounge for the team and offices for the A-State coaching staff.





The Arkansas State University men's basketball program's commitment to academics is a significant one. All of the necessary tools and resources for A-State student-athletes to achieve academic success is provided. This includes academic tutoring and mentoring, learning skills assessments and strategies, course management assistance, degree program advisement and career development.

The Arkansas State University Athletics Department announced the fourth largest single donation in its history, a \$400,000 gift from Charles Luter that was used to enhance the athletics' academic facility, at a press conference held at the newly named Charles Luter Family Academic Success Center in September of 2008.

The Academic Success Center serves as a foundation for structure, discipline and organization for the education of all A-State student-athletes. The facility, coupled with innovative programs and equipment, currently houses the academic support staff, tutors, computer labs, a resource room, study areas, tutorial rooms, small group study centers, a large conference room, the compliance office and spring sports coaching offices.

Among the most recent and noticeable modifications to the Charles Luter Family Academic Success Center is a new foyer housed in a brick and rock exterior that, along with new landscaping, gives the entrance to the building a modern look and creates a stronger image. The actual foyer has a large Red Wolves logo embedded in a terrazzo flooring that greets visitors as they enter the building. A receptionist office now also connects to the lobby area, which holds all-new furniture and a plaque recognizing Charles and his wife Kay.

A restructuring of the academic resource center, now known as Dawson's Den, has occurred, including a wall-wrap celebrating academic success that is clearly visible for student-athletes working in the computer lab. Additionally, tutorial rooms and computer-work stations have been upgraded in this area, which also displays pictures of the most recent A-State graduates. The names of the latest members of the Athletic Director's Honor Roll are also showcased in Dawson's Den. The area is named after Scott and Kay Dawson, longtime supporters of Red Wolves' athletics.

### Red Wolf Leadership Academy

It is well-known that collegiate athletics departments across the country place a common emphasis on graduation, but Arkansas State has taken it a step further by already fulfilling a bold promise of 100 percent job placement for all its graduating student-athletes.

A-State has met its job-placement goal through its newly-developed Red Wolves Leadership Academy, which con-

tinues to strengthen with a new study abroad component added to foster global awareness which is often cited by employers as a positive attribute they seek.

In the summer of 2015, Arkansas State student-athletes took part in the first study abroad program offered by any university and their athletics department in the nation. The program goes hand-in-hand with the Red Wolves Leadership Academy, designed with the sole purpose to obtain 100 percent job placement for ALL student-athletes upon graduation.

The Red Wolves took a ground-breaking step by sending the group of student-athletes to London on a faculty-led academic program. For A-State Director of Athletics Terry Mohajir, this is just one of the many ways it all comes back to providing the Red Wolves with the most comprehensive experiences possible to be successful in life.

According to a recent CNN article (2014), titled "Studying abroad could give you an edge in the job market," only one percent of U.S. college students manage to study abroad. The author can now count these and future Red Wolves among that one percent.

Research conducted by UC Merced backs up what Mohajir, the A-State Athletics Department, and A-State Chancellor Dr. Tim Hudson, who has led hundreds of such programs, believes — adding the study abroad component to the Red Wolves Leadership Academy puts its student-athletes among the most desirable employees in the nation coming out of college and helps create global citizens.

The UC Merced research also showed that 97 percent of study abroad students found employment within 12 months of graduation, while only 49 percent of college graduates found employment in the same period. Additionally, statistics revealed study abroad students had a 25 percent higher starting salary than those college graduates who did not study abroad.

Graduate school also falls under the all-encompassing umbrella provided by the Red Wolves Leadership Academy and is included in its goal of 100 percent job placement since it has a significant impact on future employment. According to IES Abroad research ("Recent Graduates Survey: The Impact of Studying Abroad on Recent College Graduates' Careers", 2012), 90 percent of alumni who were accepted into one of their top two choices for graduate or professional school studied abroad.

Like Mohajir and Dr. Hudson, Dr. DeeDee Hudson, Director of the Office of Study Abroad at A-State, and Dr. Osa Amienyi, Chair of the Department of Media at Arkansas State University, were part of the study abroad vision and instrumental in bringing it to fruition.

## ATHLETIC FACILITIES

Arkansas State's athletics programs compete in top-of-the line facilities.

Centennial Bank Stadium, which opened in 1974, has evolved into a beautiful stadium which seats over 30,000 fans. The stadium has undergone a "Centennial Expansion" construction project that covers 40,000 square feet, including the press box and concourse.

The 192,000 square-foot First National Bank Arena is a multi-purpose facility that is home to the A-State basketball, volleyball and indoor track and field teams.

Coaches and student-athletes moved into a new \$2.7 million track and field complex in spring 2004. It contains an eight-lane 400-meter track and can be set up for two NCAA venues.

Three local country clubs graciously allow A-State men's and women's golf programs to utilize their facilities for practice and play.

J.A. "Ike" Tomlinson Stadium-Kell Field serves as the home to Red Wolves baseball. Built in 1993, the stadium received complete lighting in 1996, 206 field level seats were added for the 2008 season and a new scoreboard was installed in 2011.

A-State's newest women's program, bowling, competes in the Jonesboro Bowling Center. Coming in the 2015-16 season, the bowling team will have a locker room and player's lounge at the Jonesboro Bowling Center.


The Red Wolves' soccer and track and field teams utilized the same stadium for the first time in school history during the 2014-15 season, as the soccer field was relocated as part of the track facility.

A-State has also completed a new women's soccer and women's tennis facility, which houses both squads' locker rooms, training room, offices and more.


Facilities have received a number of face lifts since Director of Athletics Terry Mohajir's arrival in 2012, making sure that the athletic department's "front door" and other sports areas possess a first-class appearance.

A-State has completed, is in the process of completing and has committed a combined \$60 million in construction and facility renovations since Mohajir's arrival, including stadium lighting and seats at Centennial Bank Stadium.

Also included in the upgrades have been renovations inside the A-State Football Facility and weight rooms, locker rooms and training rooms at both Centennial Bank Stadium and First National Bank Arena, where new seating has also been installed.




Centennial Bank Stadium



Student Activity Center



First National Bank Arena



FNB Arena Weight Room



RidgePointe Country Club



First National Bank Arena



Tomlinson Stadium and Kell Field




A-State Tennis Courts



Track & Field/Soccer Complex



Women's Soccer and Women's Tennis Facility



Sage Meadows Golf Club




## TRANSFORMATION • MOMENTUM

- A vibrant on-campus community that grew by 500 to a capacity of 3,700 with two new residence hall areas built in fall 2017
- All-time record enrollment in the fall of 2016
- Investments of over \$175 million in new facilities and major upgrades in the past five years
- One of the nation's top-10 nursing programs according to NurseJournal.org
- Back-to-back No. 10 rankings (2016 and 2017) in U.S. News & World Report's best online MBA programs





- A veteran-friendly campus, recognized repeatedly by Military Times magazine, sponsors one of America’s oldest ROTC units, and home of the Beck PRIDE Center for America’s wounded veterans
- Public-private partnerships that include:
  - The first osteopathic medical school in Arkansas with New York Institute of Technology
  - The first American-style residential university campus in Mexico at Campus Queretaro
  - The first convention center and hotel with the Red Wolf Convention Center near Centennial Bank Stadium





Jonesboro, home of Arkansas State University, weighs in as the largest city in Northeast Arkansas. As a matter of fact, if you form a triangle by connecting Little Rock, St. Louis and Memphis, Jonesboro stands out as the largest metropolitan city in what amounts to a 17,000 square mile triangular area.

Jonesboro is a great city of over 70,000, and is always ready to welcome incoming A-State students from the moment they arrive in town. The booming community has matured over the past half century into a regional center for cultural, educational, industrial, commercial, agricultural, communication, transportation, recreational and medical interests. It contains almost every convenience of a big city and every comfort of a small town.

The community is alive with cultural events such as the art exhibitions, theatrical and musical productions, not only on campus but in the city itself through the Jonesboro Fine Arts Council, NEA Foundation of Arts, the Forum and Northeast Arkansas Symphony.

Jonesboro is also the medical hub of northeast Arkansas and southeast Missouri, with two major hospitals and countless



medical professionals. The city is also a shopping mecca, offering a modern business district as well as quaint downtown antique shops and restaurants. The \$100 million Mall at Turtle Creek recently opened with more than 100 stores.

One of the five largest cities in Arkansas, Jonesboro is located between the vast and fertile Mississippi River and the cultural and scenic richness of the Ozark Mountains. It is nestled about 70 miles west of Memphis, Tennessee, on the gentle slopes of Crowley's Ridge.

Jonesboro is a comfortable one hour drive from Memphis, two hours from Little Rock and four hours from St. Louis. The City and University have meshed resources in recent years and have truly become the "capital" of the northeast quadrant of the state.

Northeast Arkansas is a recreation haven for the person who enjoys water sports, fishing, hunting, and boating as well as the joys of unspoiled nature. Jonesboro and the surrounding area have an abundance of lakes, rivers, ponds, streams and forests to serve as nature's playgrounds for the avid outdoors person.

And, Jonesboro, ranked by Forbes.com as the 27th "best small place to live" is a nice place to call home.



**BOARD OF TRUSTEES**



**Niel Crowson (Chair)**

Little Rock, Ark.



**Stacy Crawford (Vice Chair)**

Jonesboro, Ark.



**Price Gardner (Secretary)**

Little Rock, Ark.



**Christy Clark**

Little Rock, Ark.



**Dr. Tim Langford**

Little Rock, Ark.

**UNIVERSITY VICE CHANCELLORS**



**Dr. Alan Utter**

Provost & Exec. Vice Chancellor  
Academic Affairs & Research



**Dr. Len Frey**

Executive Vice Chancellor  
Finance and Administration



**Dr. Jason Penry**

University Advancement



**Dr. Maurice Gipson**

Diversity & Community Engagement



**Dr. Bryan Terry**

Enrollment Management



**Terry Mohajir**

Intercollegiate Athletics

**INTERCOLLEGIATE ATHLETICS COMMITTEE**

The Intercollegiate Athletics Committee (IAC) was formed in the spring of 1997.

The IAC reviews and makes recommendations on issues involving the welfare of student-athletes, the role of athletics in campus life, and the athletics program's compliance with the university, conference, and NCAA regulations; reviews the role of existing and potential sports program personnel; reviews the athletics budget. The committee reports to the Chancellor.



**Dr. Karen McDaniel**

IAC Chair

Faculty Athletics Representative



Dr. Charles Welch serves as president of the Arkansas State University System and has emerged as one of the state's leading advocates for higher education.

Dr. Welch was named the second president of the ASU System in November 2010 and officially began his new position in April 2011. He is the youngest person to ever serve as president or chancellor of an Arkansas community college, is the youngest university president in Arkansas, and is one of the youngest college presidents in the United States.

During his tenure, Dr. Welch has hired new chancellors for four of the system's five main campuses. Among the system's major expansion initiatives are the first American-style university campus to be built in Mexico and the planned New York Institute of Technology College of Osteopathic Medicine site in Jonesboro. Under his leadership, the ASU System office was relocated to Little Rock to enhance its statewide exposure and position in higher education leadership at the State Capitol.

Dr. Welch is chairman of the board of the Arkansas Association of Public Universities, as well as co-chair of the executive council of the Arkansas Department of Higher Education. He previously served as president of Hen-

riyon State University, chancellor of the University of Arkansas Community College at Hope; vice chancellor for academic affairs at ASU-Beebe; and dean of university studies at Pulaski Technical College. Welch also worked at the University of Arkansas at Little Rock and has served as an instructor of education and political science at three different colleges in Arkansas.

A native of Jonesboro, Ark., Dr. Welch was a first-generation college student and the first member of either side of his extended family to receive a graduate degree. He received a Bachelor of Arts degree in political science from the University of Arkansas, where he served as president of the student body. He received a Master of Arts degree in political management from George Washington University and a Doctor of Education degree in higher education from Little Rock.

His experience in the governmental affairs arena includes serving as a White House intern and on the staffs of U.S. Sen. David Pryor and U.S. Rep. Blanche Lincoln.

He is a past president of the Arkansas Association of Two-Year Colleges, is a former board member for the Arkansas Sherriffs' Youth Ranches, and was recently inducted into the Arkansas Boys State Hall of Fame. *AY Magazine* named Welch as one of the "Powerful Men of 2013," and in 2005, *Arkansas Business* selected Welch to "40 Under 40," which profiled 40 "intriguing business and political leaders under age 40." He also has been active in the communities where he has worked, serving on a variety of local and regional boards and committees.

Dr. Welch and his wife, Mandy, are the parents of three daughters: Wheatley Grace, Emma Caroline, and Ava Claire.



Kelly Damphousse became Chancellor of Arkansas State University on July 2017 for one simple reason: he wants to do everything in his power to help the next generation of university students in the Mid-South achieve their academic dreams.

A personal touch with students, faculty, staff, alumni, and members of the community has been Damphousse's hallmark throughout his career, and at Arkansas State, has inspired those groups to adopt his "Every Red Wolf Counts" phrase as their operating philosophy. His self-effacing humor and a lifetime spent relating to individuals regardless of the job has endeared him to Arkansas State. Named to the Jonesboro Regional Chamber of Commerce Board of Directors after his arrival, he has also served in official and unofficial capacities with local and regional agencies.

Raised in a small fishing village in northern Canada, Damphousse attended Lethbridge Community College where he earned an associate's degree in law enforcement in 1982. A failed professional hockey tryout foiled one of his two early life ambitions – a career as a goalie in the NHL. His degree was the starting point for his other goal – becoming a Royal Canadian Mounted Police officer. Damphousse likes to say that three years in prison at the Alberta Correctional Service where he served as a correctional officer refocused his dream of becoming a Mountie.

Heading south, Damphousse enrolled at Sam Houston State University in Huntsville, Texas, where his life was changed forever. Along with completing his bachelor's degree in criminal justice, specializing in law enforcement and police science in 1987, he met Beth Smith, a College Station native who, in Kelly's words, "neither wanted to marry a cop or a Canadian." After a brief stint as a security manager for Macy's in Atlanta and New Orleans, he returned to school at Texas A&M University where he studied deviant behavior, something with which he was very familiar. His

thesis on the cause of youthful involvement in Satanism earned him his master's in sociology in 1991. For his 1994 doctorate, he studied the long-term impact of drug use under Howard Kaplan, the director of the laboratory for the Studies of Social Deviance.

He began his university career as an assistant professor in the Department of Justice Sciences at the University of Alabama at Birmingham in 1994, and then returned to his alma mater of Sam Houston State one year later as an assistant professor in the College of Criminal Justice.

Damphousse moved to the University of Oklahoma in 1997 as member of the Department of Sociology, where he directed several research projects, most notably the "American Terrorism Study" with Brent Smith of the University of Arkansas. He also worked on the Arrestee Drug Abuse Monitoring project in Oklahoma City and Tulsa, and the first-ever field test of voice-stress analysis deception detection software. Damphousse was the principal investigator or co-principal investigator on 42 projects at Oklahoma and Sam Houston State.

The co-author with Smith and Jeffrey Grue-newald of the forthcoming 2018 book, *Patterns of American Terrorism*, Damphousse also served as the co-editor of *Social Science Quarterly*, volumes 92 through 97. He has authored or co-authored 26 peer-reviewed articles in scholarly publications, 31 book chapters and 20 peer-reviewed technical reports.

Becoming associate dean in 2004, he was appointed the interim dean of CAS at Oklahoma in 2013. Damphousse was made the permanent dean in 2014. As the leader of OU's largest and oldest college, Damphousse led the first college-wide strategic planning exercise as well as assisting faculty and staff in the raising of more than \$30 million in private giving.

He is the third permanently appointed Chancellor of Arkansas State, the sixth to hold the title since it was instituted in 2006. Damphousse joins the line of successors to the university's founding leader, V. C. Kays, from 1909 as the 13th chief executive of the institution.

He and Beth have two daughters who are both graduates of Oklahoma. Kayleigh, a 2014 sociology graduate, earned a master's degree at Kansas, and is now the assistant director for retention and persistence at the University of Florida. Kristen, a 2016 biology graduate, recently completed her master's degree in public health at Emory University. The Damphousses are also the proud parents of Maple Leif, a standard poodle and lab mix, who serves as the First Dog of A-State and tweets at @MapleLeifDamp.

## DIRECTOR OF ATHLETICS TERRY MOHAJIR



Terry Mohajir became the 11th Director of Athletics in A-State history on September 19, 2012, and since that time the Red Wolves have enjoyed unprecedented overall success academically, competitively and financially.

Since being named director of athletics, Mohajir (pronounced MO-HODGE-ER) has adopted an "ALWAYS RISING" slogan as an expansion on the popular "RED WOLVES RISING" campaign. With that theme in mind, the Arkansas State alumnus has instituted sweeping changes, created new policies, produced record-breaking fundraising totals, overseen significant facility upgrades, almost doubled the athletics department budget and implemented creative philosophies that have put the Red Wolves on course to strengthen their national brand. During his watch, the Red Wolves have accomplished numerous firsts in both academics and athletics accomplishments, but the Red Wolves' passionate and energetic leader continues to reinforce his belief that "our accomplishments of today become our expectations of tomorrow."

A-State has claimed 20 conference championships under Mohajir, including four Sun Belt football titles (2012, 2013, 2015 and 2016) and league crowns in volleyball (2015 and 2016), men's indoor (2015 and 2018) and outdoor (2016 and 2018) track and field, women's bowling (2016 and 2018), women's basketball (2014 and 2016), men's basketball (2013), women's indoor (2013) and outdoor (2015, 2019) track and field, women's cross country (2013) and men's golf (2019).

Since 2012-13, the Red Wolves have won a league-high 18 Sun Belt titles. The next closest programs over the last seven years is Texas State with 15. A-State's 20 total conference championships over the last seven years are eight more than it won the previous 12 years from 2000-11 combined.

Arkansas State had its first female student-athlete ever win an individual national championship and its women's athletics program claimed its highest finish all-time in the Capital One Cup standings, earning two prestigious "Top-50" awards for ranking No. 44 among all NCAA Division I programs during 2013-14 and No. 45 in 2015-16. The No. 44 ranking was the highest ever by a Sun Belt Conference women's program.

The 2013-14 athletics year also saw A-State enjoy its highest ever finish in the Learfield Sports Director's Cup standings, ranking No. 1 in the Sun Belt Conference and No. 83 in the nation among 297 schools. The Red Wolves' finish not only set a school record, it topped the program's previous high of No. 134 set in 1999-2000 by 51 places. A-State posted its second and third highest finishes ever in the standings in 2016-17 and 2015-16, respectively. A-State has led the Sun Belt Conference three in the standings and finished among the league's top three programs six of seven years under Mohajir.

During Mohajir's tenure, A-State has won four football conference championships with three different head coach-

es, including Gus Malzahn, Bryan Harsin and Blake Anderson. His hires have been heralded by the national media as some of the best in the country.

Mohajir has responded well with coaching transitions. Carrying out one of his first major acts as athletics director, he appointed an interim head football coach and kept the entire assistant coaching staff in place for the 2013 GoDaddy.com Bowl. The Red Wolves went on to claim their first bowl victory since 1970 and their first win over a top-25 ranked opponent since joining the FBS in 1992. Faced with a head football coaching change following the next season as well, Mohajir guided A-State through the process again by keeping the assistant coaching staff in place and giving the Red Wolves everything needed in order to pick up a second consecutive GoDaddy Bowl win.

Mohajir has successfully guided A-State through coaching changes in other sports as well. He appointed Mike Hagen head men's golf coach prior to the 2015-16 season, and he was promptly named the Sun Belt Conference Coach of the Year.

Mohajir has also been charged with hiring new coaches in the sports of men's basketball (twice), women's basketball, women's soccer, women's tennis and volleyball as well. Most recently in 2019, Mohajir tabbed Matt Daniel and Santiago Restrepo to lead the women's basketball and volleyball programs, respectively. He also recruited Mike Balado, who was previously the lead assistant at one of the elite men's basketball programs in the nation in Louisville and is considered one of the top up-and-coming head coaches in the nation, to replace his previous hire, Grant McCasland. McCasland led the Red Wolves to 20 regular-season victories to tie the school record in his lone year with the program.

Six different coaches at A-State since Mohajir's arrival have been named either a Sun Belt Conference Coach of the Year or national Coach of the Year a combined 15 times.

The value he places on the student-athlete has been evident, creating the inaugural A-State Awards held at the end of each year to celebrate both their academic and athletic accomplishments. He was behind the development of a student-advisory group that encompasses everything from a student-athlete mentorship program to fostering leadership in the community. The Red Wolves Leadership Academy program (RWLA) was designed with the sole purpose to obtain 100 percent job placement for all the athletics department's student-athletes upon graduation, and that key initiative has been achieved the last five years in a row.

The RWLA continued to strengthen under Mohajir's watch with a new study abroad component added to foster global awareness, which is often cited by employers as a positive attribute they seek. The study abroad program was designed to allow students the ability to make themselves more marketable in the workforce. The summer of 2015 saw Arkansas State student-athletes take part in the first study abroad program offered by any university and their athletics department in the nation. The program goes hand-in-hand with the RWLA's primary purpose to obtain 100 percent job placement for all its graduating student-athletes.

The Red Wolves' academic performance reach an all-time high during record-setting years since 2014-15, each year setting a new school standard for all-department GPA. The 2018-19 academic year saw A-State's all-department GPA rise to 3.101, and the Red Wolves placed a school-record 232 student-athletes on the fall 2018 Athletics Director's Honor Roll.

The program has also increased its Graduation Success Rate (GSR) the last three years under Mohajir. The most recent data announced in 2018 saw A-State produce a school-record 85 percent GSR, topping its previous high of 83 set just one year prior. The Red Wolves continue to increase their Academic Progress Rate (APR) as well with the most recent data reflecting a school-record 979 score.

Additionally, the Red Wolves have made a strong commitment to cost of attendance, appropriating funds for all student-athletes that is in the top 15 percent of all FBS

## DIRECTOR OF ATHLETICS TERRY MOHAJIR



schools.

Mohajir's candid media interviews and engaging public speaking appearances have captivated the Red Wolves fan base, but his actions in a short amount of time have also reflected his vision to take A-State Athletics to new heights.

The primary development arm of A-State Athletics, formerly known as the Red Wolf Club, has been renamed the Red Wolves Foundation and a new logo has been introduced as part of a rebranding effort. The changes have been in conjunction with new and exciting initiatives that have been put in place, designed to make a significant impact on donor relations and fundraising opportunities. The positive results are evident with a 184 percent increase in the foundation's annual fund and premium seating revenue, while capital facilities fundraising is at an all-time high as well.

Another area that has seen dramatic growth under Mohajir is the Lettermen's Club, which has seen membership increase 205 percent since 2012. A-State has also achieved its highest spot ever in the Collegiate Licensing Company's (CLC) rankings and set school records for both football total season ticket sales and season ticket revenue. Not only that, A-State recently ranked 21st among the schools in the Group of 5 conferences in self-generated revenue.

The athletics department's budget increased from \$15.3 million in Mohajir's first year to a school-record \$43.1 million (FY 2016), representing an increase of 181 percent. A-State Athletics placed among the top 10 programs in the nation in each of the four most recent Excellence in Management Cup standings, which annually reviews the nation's athletics departments in regards to maximizing fiscal resources while providing results in the form of championship victories.

The growth of A-State's brand under Mohajir led to signing a new 10-year agreement in 2016 with Learfield Sports, one of the multimedia industry leaders, which is generating unprecedented revenue in the athletics department's history. Arkansas State, in the fall of 2016, also entered a new seven-year partnership with adidas that is the most lucrative apparel-based contract in school history and makes it an elite adidas program.

Construction is also underway on a new state-of-the-art control room and studio, which will enhance A-State's television production capabilities. During Mohajir's tenure, A-State produced its first non-linear televised football, men's and women's basketball, volleyball, soccer and baseball competitions.

Mohajir has made it a point to engage the fan base, stressing the importance of fan experience through avenues such as courtside seating at basketball games, enhancing game-day atmosphere and ensuring that staff go out of their way to extend every fan their assistance. Also among the changes in this area was the installation of a new approximately 1,600 square foot LED Daktronics scoreboard at Centennial Bank Stadium.

Facilities have received a number of facelifts since Mohajir's arrival as well, making sure that the athletic department's "front door" and other sports areas possess a first-class appearance. A-State has completed, is in the process of completing and has committed a combined \$80 million in construction and facility renovations since Mohajir's arrival, including stadium lighting and seats at Centennial Bank Stadium, new tennis courts and a new outdoor track. Also included in the upgrades have been renovations and updates inside the A-State Football Facility and with weight rooms, locker rooms and training rooms at both Centennial Bank Stadium and First National Bank Arena, where new seating has been installed.

The Red Wolves Foundation received a \$5 million gift commitment from alumnus Johnny Allison for a renovation to its "Centennial Expansion," and it is tied for the largest individual donation in A-State Athletics history. The construction and renovation project to the stadium's press box and west-side concourse covered 40,000 square feet and cost \$26 million.

The Red Wolves Foundation received a \$5 million contribution from First National Bank in October 2017 in conjunction to naming rights to the facility formerly known as the Convocation Center, and Mohajir oversaw the fundraising efforts for an approximately \$29-million football facility project in Centennial Bank Stadium's north end zone as well.

Construction on the end zone facility began in December of 2017 following another \$5 million commitment by Allison and an additional \$5 million contribution from Centennial Bank.

Additionally, a 78,000-square foot Student Activity Center (SAC), which also serves as an indoor practice facility for A-State sports, has been constructed on the north side of Centennial Bank Stadium. The approximate cost was \$11 million for construction of the center and the relocation of the soccer complex.

Committed to Title IX and gender-equity initiatives, A-State has worked to improve coaching staff sizes and salaries, operation funding and facilities under Mohajir. Among the upgrades, A-State has completed a new women's soccer and women's tennis facility, which houses both squads' locker rooms, training room and more. A new women's bowling locker room, lounge and pro shop have also been constructed.

The development of the Centennial Bank Athletic Operations Center in the football stadium's north end zone has also created additional space for the entire athletics department to expand, allowing for areas such as the women's basketball and volleyball coaching offices to be relocated and upgraded.

His philosophies on scheduling have been well documented, and they have resulted in home-and-home games with nationally-prominent programs such as Missouri and Miami for the first time in A-State history. He has capital-

## DIRECTOR OF ATHLETICS TERRY MOHAJIR



ized on the Red Wolves recent success by gaining additional games against teams such as Southern Cal, making A-State the first Sun Belt program to schedule a football contest against the Trojans. In 2020, the Red Wolves will become just the second SBC team to play Michigan.

Mohajir has and continues to serve on many prestigious committees, acting as a strong national voice for students and intercollegiate athletics. Possessing experience as a student-athlete, football coach and well-respected administrator, he was most recently selected in 2019 to serve on the prestigious College Football Playoff (CFP) selection committee. In the process, he became one of just 13 athletics directors and 29 total people to ever serve on the elite committee as the CFP enters its sixth year of existence.

Mohajir was previously appointed as the Sun Belt Conference's representative on the inaugural College Football Playoff Athletic Director's Advisory Board, acting as one of 10 athletics directors from FBS conferences on the board. He was also asked to serve on the NCAA Division I Championships Cabinet and the NCAA Division I Football Issues Committee. Mohajir was one of six athletics directors appointed to the NCAA Division I Football Ad Hoc Recruiting Working Group, which was formed to conduct a comprehensive review of Division I football recruiting legislation.

He was most recently appointed Chairman of the Sun Belt Conference AD's Committee and, additionally, he was invited to be a guest panelist at the prestigious Knight Commission public meeting in May 2017 at the National Press Club.

Mohajir continues to evaluate and process information to complete a national-branding campaign, but has already started building a strong foundation for the future of A-State Athletics.

Mohajir's career path went through three other NCAA Division I institutions, including the University of Missouri-Kansas City, Florida Atlantic and Kansas, before leading him back to his alma mater.

Mohajir's wealth of experience, history of success working with a university in A-State's current conference and his noted accomplishments at a BCS automatic qualifying school made him a clear choice to take over the reins at Arkansas State.

Mohajir has gained national respect in collegiate athletics while working with some of the finest administrators and coaches in the country, such as former FAU, Louisville, Miami and Oklahoma head football coach Howard Schnelberger.

The Overland Park, Kansas native has been involved with major fundraising campaigns at multiple universities, while also overseeing corporate sales, marketing promotions and ticket sales. Prior to A-State, he most recently served 16 months as Kansas' Senior Associate Director of Athletics and Chief Marketing Officer. Prior to his time with the Jayhawks, he spent a seven-year stint as Florida Atlantic's Senior Associate Director of Athletics for External Relations from 2004-11 after working at UMKC from 1997-2004 as its Assistant Director of Athletics for External Relations.

Mohajir worked at Kansas in a variety of capacities

during two different stints, but his latest stop in Lawrence saw him assume responsibility for the Williams Education Fund that totaled over \$22 million in revenue for the fiscal year 2012. He supervised the athletics department's areas that generated over \$40 million in revenue. In addition, Mohajir oversaw Kansas' multimedia rights partnership for IMG. His most recent role as Chief Marketing Officer was heavily focused on the market strategies for the proposed football stadium renovations.

Mohajir went to Kansas from his position at Florida Atlantic, where he oversaw development, marketing, ticket sales, corporate sales and the media relations department. Foremost among his responsibilities was a fundraising campaign for a \$70 million on-campus football stadium. His astute project management helped the Owls' football program reach the 2007 New Orleans Bowl in just its fourth year as an FBS program, an NCAA record for the fastest start-up program to go to a bowl game. During his tenure, FAU's athletics department enhanced its major gift program 800 percent, Owl Club giving increased 400 percent and special-events revenue increased 150 percent.

Mohajir's original connection to KU dated back to the early 1990's, when he was a graduate assistant, an assistant offensive line coach and game-day special team's football coach for the Jayhawks (1993-96). He left Kansas in 1997 but didn't go far, staying in the Kansas City area to take over his administrative position with the newly-created Division I UMKC Athletics program. There he supervised marketing and promotions, sports information, fundraising, radio and TV contracts, corporate sales, tickets, event operations, sports medicine, strength and conditioning and men's soccer.

Under his leadership, the Kangaroos saw dramatic increases in endowment, sponsorships, ticket revenue and its donor base. One of his more visible accomplishments at UMKC was the fundraising and construction efforts for a new training room and strength and conditioning center.

During his time as an assistant coach at Kansas, Mohajir was on the staff that beat UCLA in the 1995 Aloha Bowl and had a final ranking of No. 9 in the AP poll. He was also a football ticket sales and promotions account executive for Kansas Athletics and earned a master's degree in sports management at KU in 1997.

Mohajir graduated from Arkansas State University with a major in sports management and a minor in business marketing in 1993. He was a starting safety on A-State's football team.

Mohajir is married to the former Julie Hammond and they have two daughters, Maria (18) and Molly (16), and son, Marco (11).



# ATHLETICS STAFF DIRECTORY

**AREA CODE: 870**

|   |          |
|---|----------|
| ATHLETICS .....                           | 972-3880 |
| ATHLETIC TRAINING .....                   | 972-3442 |
| COMPLIANCE .....                          | 972-2813 |
| DEVELOPMENT & RED WOLVES FOUNDATION ..... | 972-2401 |
| MARKETING AND PROMOTIONS .....            | 972-3930 |
| MEDIA RELATIONS .....                     | 972-2541 |
| STRENGTH & CONDITIONING .....             | 972-2082 |
| STUDENT SERVICES & ACADEMIC SUPPORT ..... | 972-2813 |
| TICKET OFFICE .....                       | 972-2781 |
| BASEBALL .....                            | 972-2700 |
| MEN'S BASKETBALL .....                    | 972-2077 |
| WOMEN'S BASKETBALL .....                  | 972-2303 |
| WOMEN'S BOWLING .....                     | 972-3876 |
| FOOTBALL .....                            | 972-2082 |
| MEN'S GOLF .....                          | 972-3411 |
| WOMEN'S GOLF .....                        | 972-2777 |
| TRACK & FIELD/CROSS COUNTRY .....         | 972-3350 |
| WOMEN'S SOCCER .....                      | 972-2340 |
| WOMEN'S TENNIS .....                      | 972-3876 |
| VOLLEYBALL .....                          | 972-3876 |

## ADMINISTRATION

|                    |                                    |          |
|--------------------|------------------------------------|----------|
| Terry Mohajir      | Director of Athletics              | 972-3882 |
| Rich Zosec         | Deputy Director of Athletics       | 972-3005 |
| Amy Holt           | Executive Senior Associate AD/SWA  | 972-4163 |
| Claire Drerup      | Assistant AD for Administration    | 972-3126 |
| Karen Carter       | Business Manager                   | 972-3115 |
| TBA                | Asst. to the Director of Athletics | 972-2991 |
| Laurie Ellis       | Administrative Assistant           | 972-3880 |
| Dr. Karen McDaniel | Faculty Athletics Representative   | 972-3430 |

## ACADEMIC & STUDENT SERVICES

|                    |                                   |          |
|--------------------|-----------------------------------|----------|
| Dr. Abby Wilson    | Associate AD/Student Services     | 972-3356 |
| Shaquita Renelique | Assistant AD/Student Services     | 972-2302 |
| Katharine Whitaker | Academic Coordinator              | 972-2721 |
| Nate Carr          | Academic Coordinator              | 972-4791 |
| Brodrick Johnson   | Academic Coordinator              | 972-3702 |
| Crimson Dover      | Eligibility Certification Officer | 972-3831 |

## ATHLETIC OPERATIONS & FACILITIES

|                 |  |          |
|-----------------|--|----------|
| Randy Knowles   | Associate AD Facilities & Event Management           | 972-2578 |
| Nick Greaves    | Assistant Director, Facilities & Event Management    | 972-2578 |
| Luke Knight     | Facilities & Event Coordinator                       | 972-2578 |
| Tim Davis       | Equipment Manager                                    | 680-8093 |
| Sean Coughlin   | Assistant Equipment Manager                          | 680-8093 |
| Aubrey Champion | Equipment GA   | 680-8093 |
| Bobby Burton    | Athletic Facilities Supervisor for Grounds/Landscape | 972-2066 |

## COMPLIANCE

|                   |                                  |          |
|-------------------|----------------------------------|----------|
| Josh Daume        | Senior Associate AD/Compliance   | 972-3098 |
| Nikki Shannon     | Assistant Director of Compliance | 972-3162 |
| Jadee Scott-Jones | Compliance GA                    | 972-2304 |
| Debbie Clark      | Administrative Assistant         | 972-2813 |

## DEVELOPMENT AND RED WOLVES FOUNDATION

|                 |  |          |
|-----------------|--|----------|
| Adam Haukap     | Senior Associate AD for Development & Revenue      | 972-2401 |
| Carlos McCants  | Assistant AD for Development & Letterman Relations | 972-3004 |
| Roelf Pienaer   | Associate Director of Development                  | 972-3895 |
| Kason Kimbrell  | Development Coordinator                            | 680-4353 |
| Gina Winchester | Administrative Assistant                           | 972-2401 |

## MARKETING AND FAN EXPERIENCE

|                |   |          |
|----------------|---|----------|
| Sarah Munoz    | Associate AD Marketing & Fan Engagement     | 972-2950 |
| Phil George    | Assistant AD for Marketing & Creative Media | 972-2943 |
| Aaron Howard   | Director of Marketing, Community Outreach   | 972-2558 |
| Jake Pengerist | Director of Video Content & Operations      | 972-9996 |

## MEDIA RELATIONS

|                 |  |          |
|-----------------|--|----------|
| Jerry Scott     | Associate AD for Media Relations       | 972-3405 |
| Mark Taylor     | Associate Director for Media Relations | 972-3547 |
| Caleb Garner    | Assistant Director for Media Relations | 972-2707 |
| Miya Garrett    | Assistant Director for Media Relations | 972-2541 |
| Dustin Sullivan | Director of Digital Media              | 972-2682 |

## RED WOLVES SPORTS PROPERTIES

|               |                                     |          |
|---------------|-------------------------------------|----------|
| John Finch    | General Manager                     | 972-2944 |
| Colin Touhey  | Manager, Business Development       | 972-2464 |
| Kristen Siler | Coordinator of Partnership Services | 674-4311 |

## SPIRIT GROUPS

|              |                        |          |
|--------------|------------------------|----------|
| Paige Pauley | Coordinator/Head Coach | 972-4077 |
|--------------|------------------------|----------|

## SPORTS MEDICINE

|                   |                            |          |
|-------------------|----------------------------|----------|
| Ron Carroll       | Head Athletic Trainer      | 972-3923 |
| Matthew Kabay     | Assistant Athletic Trainer | 972-2419 |
| Simone Rush       | Assistant Athletic Trainer | 972-4009 |
| Eric Ennis        | Assistant Athletic Trainer | 972-4008 |
| Austin Kuhl       | Assistant Athletic Trainer | 680-8312 |
| Phil Duplessy     | Athletic Training GA       | 680-8310 |
| Tori Panzica      | Athletic Training GA       | 972-3682 |
| Chandler Stephens | Athletic Training GA       | 680-8309 |

|                   |                      |          |
|-------------------|----------------------|----------|
| Kortney Delafosse | Athletic Training GA | 680-8308 |
| Konstandena Brown | Athletic Training GA | 680-8311 |

## STRENGTH & CONDITIONING

|                  |   |          |
|------------------|---|----------|
| Jake Miller      | Assistant AD for Athletic Performance       | 680-8253 |
| TBA              | Director of Athletic Performance            | 972-2082 |
| Matt Murphy      | Assistant Director of Performance           | 972-2082 |
| James Diaz       | Director of Basketball Athletic Performance | 972-3897 |
| Max Tilden       | Assistant Director of Performance           | 972-2082 |
| TBA              | Assistant Athletics Performance Coach       | 972-3897 |
| Riley Trowbridge | Athletics Performance GA                    | 972-2082 |
| Miles Drummond   | Athletics Performance GA                    | 972-2082 |

## TICKET OFFICE

|               |                                |          |
|---------------|--------------------------------|----------|
| Haley Stout   | Box Office Manager             | 972-2781 |
| Jennifer Hurn | Ticket Sales & Fan Development | 680-8325 |

## BASEBALL

|               |                           |          |
|---------------|---------------------------|----------|
| Tommy Raffo   | Head Coach                | 972-2700 |
| Rowdy Hardy   | Assistant Coach           | 680-4339 |
| Rick Guarne   | Assistant Coach           | 680-4338 |
| Craig Massoni | Volunteer Assistant Coach | 680-4336 |

## MEN'S BASKETBALL

|                |                        |          |
|----------------|------------------------|----------|
| Mike Balado    | Head Coach             | 972-2077 |
| Casey Stanley  | Assistant Coach        | 972-3512 |
| Mike Scutero   | Assistant Coach        | 972-2491 |
| Rick Cabrera   | Assistant Coach        | 972-2390 |
| Hayden McClain | Director of Operations | 972-2077 |

## WOMEN'S BASKETBALL

|                 |                        |          |
|-----------------|------------------------|----------|
| Matt Daniel     | Head Coach             | 972-3720 |
| Caronica Randle | Associate Head Coach   | 972-2473 |
| Aaron Holland   | Assistant Coach        | 972-3637 |
| Destinee Rogers | Assistant Coach        | 972-3583 |
| Alexis Sharp    | Director of Operations | 972-3568 |

## WOMEN'S BOWLING

|                |                 |          |
|----------------|-----------------|----------|
| Justin Kostick | Head Coach      | 680-8552 |
| Tanner Seal    | Assistant Coach | 972-3876 |

## FOOTBALL

|                  |                              |          |
|------------------|------------------------------|----------|
| Blake Anderson   | Head Coach                   | 972-2092 |
| Keith Heckendorf | Offensive Coordinator        | 680-8438 |
| David Duggan     | Defensive Coordinator        | 972-3294 |
| Sean Coughlin    | Assistant Coach              | 972-3871 |
| Kyle Cefalo      | Assistant Coach              | 680-8003 |
| Brandon Joiner   | Assistant Coach              | 680-8372 |
| Allen Johnson    | Assistant Coach              | 680-8055 |
| Desmond Lindsey  | Assistant Coach              | 680-8716 |
| Rashad Jackson   | Assistant Coach              | 680-8002 |
| Matt Schell      | Graduate Assistant           | 972-2082 |
| Nathan Elliott   | Graduate Assistant           | 972-2082 |
| Bill Queisert    | Graduate Assistant           | 972-2082 |
| Ethan Morris     | Graduate Assistant           | 972-2082 |
| Scotty Conley    | Assistant AD/FB Operations   | 972-3874 |
| Dave Roberson    | Director of Player Personnel | 680-8005 |
| Chris Buttgen    | Director of Football Video   | 680-8004 |
| Nick Nilo        | Video GA                     | 680-8004 |
| Karen Rinehart   | Administrative Assistant     | 972-2092 |
| Yvonne Foster    | Administrative Assistant     | 972-2082 |

## MEN'S GOLF

|            |            |          |
|------------|------------|----------|
| Mike Hagen | Head Coach | 972-3411 |
|------------|------------|----------|

## WOMEN'S GOLF

|                  |            |          |
|------------------|------------|----------|
| MJ Desbiens Shaw | Head Coach | 972-2708 |
|------------------|------------|----------|

## WOMEN'S SOCCER

|                    |                    |          |
|--------------------|--------------------|----------|
| Brian Dooley       | Head Coach         | 972-3195 |
| Shannon Washington | Assistant Coach    | 972-8193 |
| Daniel O'Hare      | Graduate Assistant | 972-3876 |

## WOMEN'S TENNIS

|           |            |          |
|-----------|------------|----------|
| Kel Lange | Head Coach | 972-2795 |
|-----------|------------|----------|

## TRACK & FIELD/CROSS COUNTRY

|                  |                 |          |
|------------------|-----------------|----------|
| Jim Patchell     | Head Coach      | 680-4001 |
| Matt Kraft       | Assistant Coach | 680-4003 |
| Matt Vining      | Assistant Coach | 972-4002 |
| Timothy Thompson | Assistant Coach | 680-4005 |

## VOLLEYBALL

|                   |                 |          |
|-------------------|-----------------|----------|
| Santiago Restrepo | Head Coach      | 972-2725 |
| Shannon Niemeier  | Assistant Coach | 972-3524 |

## ATHLETICS MEDIA RELATIONS



**FACILITIES:** Media facilities at the A-State Soccer Park consist of a press box with wired and wireless internet capabilities. For more information to gain access to this area, please contact Miya Garrett in the A-State Athletics Media Relations Office.

**CREDENTIALS:** Media Credentials are not required for A-State home soccer games, but the A-State Media Relations Office does ask that you contact Miya Garrett in advance of a match if you attend to cover the game for a media outlet. Arrangements will be made to accommodate media members in the press box.


**PARKING:** There is NO reserved parking at the A-State Soccer Park, but ample parking is provided around the facility. If you any questions or concerns, contact the A-State Media Relations Office.

**GAME SERVICES:** Programs, notes, reference guides, statistical packets, and live statistics (Stat Broadcast) are provided.

**PHOTOGRAPHERS:** Photographers are not allowed to shoot from in front of the team bench areas. Along the end lines, photographers must stay clear of the net area and are not allowed to shoot from directly behind the goals. Certified photographers of newspapers, magazines, wire services and TV stations must request passes in writing. No credentials will be issued to freelance photographers.

**INTERVIEWS:** Head Coach Brian Dooley will be available in the media room after each game, following a brief team meeting. A-State student-athletes will also be available by request at this time. The A-State women's soccer locker room is CLOSED to the media following games. To arrange for a student-athlete interview during the week, contact Miya Garrett, Assistant Director of Media Relations at (870) 972-2541.


## ATHLETICS MEDIA RELATIONS STAFF



**Jerry Scott**  
Director  
Office: (870) 972-3405  
Cell: (870) 243-6021  
jscott@astate.edu



**Mark Taylor**  
Associate Director  
Office: (870) 972-3547  
Cell: (870) 219-5705  
martaylor@astate.edu



**Caleb Garner**  
Assistant Director  
Office: (870) 972-2707  
Cell: (870) 316-3382  
rgarner@astate.edu



**Miya Garrett (Soccer SID)**  
Assistant Director  
Office: (870) 972-2428  
Cell: (870) 820-0594  
mgarrett@astate.edu



**Dustin Sullivan**  
Director of Digital Media  
Office: (870) 972-2682  
Cell: (870) 275-8375  
dsullivan@astate.edu

**Primary Phone: (870) 972-2541**

**Mailing Address:**

P.O. Box 1000, State University, AR 72467

**Delivery Address:**

217 Olympic Dr., Jonesboro, AR 72401

## ATHLETICS MEDIA RELATIONS

**INJURY INFORMATION POLICY:** A student-athlete's protected health information is protected by federal regulations under either the Health Information Portability and Accountability Act (HIPAA) or the Family Educational Rights and Privacy Act of 1974 (the Buckley Amendment) and may not be disclosed without either the student-athlete's authorization under HIPAA or their consent under the Buckley Amendment. Authorized/consented injury information pertaining to a student-athlete shall be released to the media through the Athletics Media Relations Department after being authorized by the athletic trainer. It's also appropriate in post-game or weekly press conferences for head coaches to announce team injury updates. It's the policy of the Department of Athletics to provide accurate information on injuries and not withhold injury information from the media. Team physicians may be available to offer explanation on injuries if requested by the athletic trainer. Any sideline or locker room report made to the media shall be made by an athletic trainer, team physician, or a media relations staff representative.

**WEB ACCESS:** Schedules, rosters, statistics, student-athlete bios, news, etc. are available on the official A-State Athletics website at [www.AStateRedWolves.com](http://www.AStateRedWolves.com) and then click on women's soccer.

## DIRECTIONS TO THE A-STATE SOCCER PARK

### FROM MEMPHIS INTERNATIONAL AIRPORT:

Start going toward the Airport Exit on Winchester Road. Bear right on Plough Boulevard for 1.4 miles. Take ramp onto I-240 West toward I-240 Little Rock/Downtown for 2.6 miles. Continue on I-55 North for 6.1 miles. Take the St. Louis/Little Rock exit on I-55 North and go 24.4 miles. Take exit 23B/Marked Tree/Jonesboro onto US-63 for 0.5 miles. Continue on US-63 North for 41 miles. Take ramp toward Caraway Road/Red Wolf Boulevard for 0.2 miles. Bear right on Caraway Road and go 1.8 miles. Use the middle lane to left onto E Matthews Ave. and continue onto E Washington Ave. Turn right onto The Marion Berry Parkway for 0.1 miles and then turn right onto Red Wolf Trail to arrive at the A-State Soccer Park.

### FROM LITTLE ROCK NATIONAL AIRPORT:

Leaving the airport on East Roosevelt Road go 0.3 miles and continue on Annie M. Bankhead Drive for another 0.4 miles. Turn left to take ramp onto I-440 East toward I-40 for 11.3 miles. Take the Jacksonville exit onto US-67 North and go 96.5 miles. Turn right on AR-226E and go 11.7 miles. Turn right on Co. Road 203. Turn left on US-49 for 6.5 miles. Take ramp onto US-63 South and go 2.7 miles until taking the Stadium/Red Wolf Boulevard exit for 0.2 miles. Use the middle lane to left onto E Matthews Ave. and continue onto E Washington Ave. Turn right onto The Marion Berry Parkway for 0.1 miles and then turn right onto Red Wolf Trail to arrive at the A-State Soccer Park.

## MEDIA OUTLETS



### PRINT/ONLINE MEDIA

#### Jonesboro Sun

P.O. Box 1249, Jonesboro, AR 72403  
870-935-5525 (Phone), 870-935-5823 (Fax)  
sports@jonesborosun.com

#### Arkansas Democrat-Gazette

P.O. Box 2221, Little Rock, AR 72203  
501-378-3411 (Phone), 501-375-4521 (Fax)  
sports@arkansasonline.com

#### Associated Press

10802 Executive Center Dr., Suite 100  
Little Rock, AR 72211  
501-225-3668 (Phone), 501-225-3249 (Fax)

#### The Herald

P.O. Box 1930, State University, AR 72467  
870-972-3075 (Phone), 870-910-8042 (Fax)  
herald@astate.edu

#### Memphis Commercial Appeal

495 Union Avenue, Memphis, TN 38101  
800-444-6397 (Phone), 901-529-2362 (Fax)  
sports@gomemphis.com

#### Stephens Media Group

401 South Victory, Little Rock, AR 72201  
501-734-0699 (Office), 501-374-0860 (Fax)

#### Paragould Daily Press

P.O. Box 38, Paragould, AR 72450  
870-239-8562 (Office), 870-239-8565 (Fax)  
scoop@paragoulddailypress.com

#### Newport Daily Independent

2408 Hwy 367 North, Newport, AR 72112  
870-523-5855 (Phone), 870-523-6542 (Fax)  
sports@newportindependent.com

#### SportingLifeArkansas.com

6834 Cantrell Road, STE 367 Little Rock, AR 72207  
888-825-2062 (Phone)  
simon.lee@sportinglifearkansas.com

#### AStateNation.com

501-680-7335 (Phone)  
jeff@arkst.com

### TELEVISION

#### KAIT-TV (ABC)

P.O. Box 790, Jonesboro, AR 72403  
870-931-8888 (Phone), 870-933-8058 (Fax)  
sports@kait8.com

#### ASU-TV

P.O. Box 2160, State University, AR 72467  
870-972-3070 (Phone), 870-972-3828 (Fax)  
ccpillow@astate.edu

#### KARK-TV (NBC)

1401 West Capitol Ave., Suite 104  
Little Rock, AR 72201  
501-340-4444 (Phone), 501-375-1961 (Fax)  
sports@kark.com

#### KATV-TV (ABC)

401 South Main, Little Rock, AR 72201  
501-372-7777 (Phone), 501-324-7546 (Fax)  
sports@katv.com

#### KTHV-TV (CBS)

8th & Izard, Little Rock, AR 72203  
501-244-4572 (Phone), 501-376-1645 (Fax)  
sports@todaysthv.com

#### KLRT-TV (FOX)

10800 Colonel Gleen Road, Little Rock, AR 72204  
501-217-4257 (Phone), 501-227-0855 (Fax)  
sports@fox16.com

#### WREG-TV (CBS)

803 Channel 3 Drive, Memphis, TN 38104  
901-527-9336 (Phone), 901-577-0198 (Fax)  
gleen.carver@wreg.com

#### WMC-TV (NBC)

1960 Union Avenue, Memphis, TN 38104  
901-726-0416 (Phone), 901-278-7633 (Fax)  
jgreer@wmcstations.com

#### WHBQ-TV (FOX)

485 S. Highland Street, Memphis, TN 38111  
901-320-1313 (Phone), 901-320-1366 (Fax)  
matt.stark@foxtv.com

#### WPTV-TV (ABC)

2701 Union Extended, Memphis TN 38112  
901-323-2430 (Phone), 901-452-1820 (Fax)  
eyewitnessnews@abc24.com

### RADIO

#### KASU (91.9 FM)

P.O. Box 2160, State University, AR 72467  
870-972-3070

#### East Arkansas Broadcasters

403 West Parker Road, Jonesboro, AR 72401  
**KWHF (95.9 FM)** | 870-934-5009  
**KBTM (1230 AM & 101.3 FM)** | 870-935-5597  
**KFIN (107.9 FM)** | 870-932-1079  
**KIYS (101.7 FM)** | 870-935-5598  
**KNEA (970 AM & 95.3 FM)** | 870-932-8400

#### Jonesboro Radio Group

314 Union, Jonesboro, AR 72401  
**KDXY (104.9 FM)** | 870-933-8800  
**KEGI (100.5 FM)** | 870-934-5009  
**KDXY-HD3 (92.7 FM)** | 870-933-8800  
**KJBX (106.3 FM)** | 870-933-8800  
**KDXY-HD2 (107.5 FM)** | 870-933-8800  
**KJBX-HD2 (98.5 FM)** | 501-823-0933  
**KKSP The Source (93.3 FM)** | 501-823-0933  
**KPOC/KRLW (106.3 FM & 1320 AM)** | 870-886-6666  
**KABZ (103.7 FM The Buzz)** | 501-661-1037  
**ESPN Radio (730 AM)** | 901-522-1919  
**WHBQ (Sports 560 AM)** | 901-522-1919