



ARKANSAS STATE BASKETBALL

Basketball Contact: Mark Taylor [martaylor@astate.edu] | W: 870-972-3547 | C: 870-219-5705 | @AStateMB | #WolvesUp

SCHEDULE/RESULTS

SBC: 7-12 | Non-Conference: 8-3
Home: 10-7 | Away: 5-8 | Neutral: 0-0

NOVEMBER

| | | |
|---|---------------------|-------------|
| Wed. 6 | Arkansas-Monticello | 65-49, W |
| Fri. 8 | at Ole Miss | 43-71, L |
| Red Wolves Classic (Jonesboro, Ark.) | | |
| Thu. 14 | VMI | E+ 71-56, W |
| Fri. 15 | UC Davis | E+ 80-67, W |
| Sun. 17 | Idaho | E+ 82-68, W |
| Wed. 20 | at Colorado State | 80-78, W |
| Sat. 30 | Stephen F. Austin | 57-76, L |

DECEMBER

| | | |
|---------|-------------------|--------------|
| Tue. 3 | Omaha | E+ 78-73, W |
| Sat. 7 | at Tulsa | ESN 66-63, W |
| Wed. 11 | at Missouri State | E+ 53-75, L |
| Wed. 18 | Louisiana* | E+ 79-67, W |
| Sat. 21 | at ULM* | E+ 62-59, W |
| Sat. 28 | Freed-Hardeman | 84-73, W |

JANUARY

| | | |
|---------|-----------------------|----------------------------|
| Thu. 2 | UT Arlington* | E+ 52-73, L |
| Sat. 4 | Texas State* | E+ 67-70, L |
| Mon. 6 | Georgia State* | E+ 90-87, W |
| Thu. 9 | at South Alabama* | E+ 59-75, L |
| Sat. 11 | Troy* | E+ 76-68 ^{OT} , W |
| Thu. 16 | at Appalachian State* | E+ 80-83 ^{OT} , L |
| Sat. 18 | at Coastal Carolina* | E+ 80-75, W |
| Thu. 23 | South Alabama* | E+ 75-71, W |
| Sat. 25 | at Troy* | E+ 78-62, W |
| Thu. 30 | Appalachian State* | E+ 64-71, L |

FEBRUARY

| | | |
|---------|-------------------|-------------|
| Sat. 1 | Coastal Carolina* | E+ 77-83, L |
| Sat. 8 | at Little Rock* | E+ 87-90, L |
| Thu. 13 | at UT Arlington* | E+ 67-77, L |
| Sat. 15 | at Texas State* | E+ 64-69, L |
| Wed. 19 | ULM* | E+ 52-66, L |
| Sat. 22 | Little Rock* | E+ 78-81, L |
| Wed. 26 | at Louisiana* | E+ 74-77, L |

MARCH

| | | |
|--------|----------------------|------------|
| Tue. 3 | at Georgia Southern* | E+ 6:00 PM |
| Sat. 7 | TBD% | E+ TBA |

* - Sun Belt Conference Game

% - Sun Belt Conference Tournament First Round

All game times listed in Central Standard Time (CST)

IN THESE NOTES

| | |
|--------------------------------|-------|
| Radio/TV Roster..... | 2 |
| Roster & Quick Facts..... | 3 |
| Series History..... | 4 |
| Current Notes..... | 4-5 |
| Sun Belt Update..... | 6 |
| Statistical Trends..... | 7 |
| The Last Time..... | 8-9 |
| Game-By-Game Stats..... | 10 |
| Miscellaneous Stats..... | 11 |
| Player Pages..... | 12-17 |
| Box Scores..... | 18-21 |
| Game Highs/Lows..... | 22 |
| Season Stats..... | 23 |
| Conference Only Stats..... | 24 |
| Career Stats vs. Opponent..... | 25 |
| Season/Career Stats..... | 26 |

ARKANSAS STATE at GEORGIA SOUTHERN
Statesboro, Ga. • Hanner Fieldhouse
Tuesday, March 3 • 8:00 PM (CT)

GAME

31

ESPN+

107.9 KFIN

AStateStats.com

RED WOLVES

15-15
OVERALL

7-12
SUN BELT

Head Coach..... Mike Balado
Career Record/Yrs 39-55/3
A-State Record/Yrs Same
vs. Georgia Southern 1-2



-VS-



EAGLES

18-12
OVERALL

12-7
SUN BELT

Head Coach..... Mark Byington
Career Record/Yrs 136-100/8
GS Record/Yrs 129-96/7
vs. A-State 7-1

| Category | Overall | SBC | NCAA |
|--------------|---------|------|------|
| Scoring Off. | 70.7 | 71.6 | 197 |
| Scoring Def. | 71.8 | 73.9 | 237 |
| FG% | .438 | .428 | 176 |
| FG% Def. | .458 | .453 | 307 |
| 3-PT % | .343 | .334 | 136 |
| 3-PT % Def. | .340 | .331 | 237 |
| FT % | .711 | .717 | 166 |
| Reb./Game | 32.7 | 33.3 | 308 |
| Reb. Margin | -0.9 | -0.9 | 221 |
| TO Margin | +0.9 | +0.5 | 118 |
| Asts/Game | 14.1 | 13.6 | 99 |
| TO/Game | 13.0 | 12.6 | 158 |
| Stls/Game | 6.7 | 6.2 | 139 |
| Blks/Game | 2.7 | 2.7 | 240 |

NCAA Rank as of March 1

THE SERIES

Georgia Southern leads 11-4

In Jonesboro 3-5
In Statesboro 1-6
Neutral Sites 0-0
Trend Georgia Southern, W1
Last Game..... March 2, 2019
.....at Georgia Southern 81, A-State 70
More series information on page 4

FOLLOW THE RED WOLVES

Online..... AStateRedWolves.com
Twitter..... @AStateMB
Facebook..... /AStateMB
Instagram..... @AStateMB

| Category | Overall | SBC | NCAA |
|--------------|---------|------|------|
| Scoring Off. | 75.2 | 72.8 | 73 |
| Scoring Def. | 70.4 | 68.4 | 206 |
| FG% | .436 | .437 | 186 |
| FG% Def. | .433 | .426 | 204 |
| 3-PT % | .324 | .315 | 220 |
| 3-PT % Def. | .309 | .278 | 72 |
| FT % | .680 | .671 | 265 |
| Reb./Game | 35.7 | 35.8 | 158 |
| Reb. Margin | -2.4 | -1.5 | 286 |
| TO Margin | +3.1 | +1.0 | 30 |
| Asts/Game | 12.2 | 12.2 | 249 |
| TO/Game | 12.9 | 13.4 | 149 |
| Stls/Game | 8.0 | 6.8 | 38 |
| Blks/Game | 3.9 | 3.7 | 83 |

NCAA Rank as of March 1

STORYLINES

The 2019-20 campaign marks the program's 92nd season with the Red Wolves amassing a 1,222-1,182 all-time record (.508) dating back to the inaugural 1926-27 season ... A-State is 11-1 this season and is 33-5 under head coach Mike Balado, when scoring 65 points before its opponent ... A-State is 15-8 when shooting 40 percent or better and 14-7 when scoring 65 or more points this season ... The Red Wolves have 16 games with 14 or more assists this season after posting a combined 13 the last two seasons ... A-State has five comebacks despite trailing by 10 or more points in the second half ... The Red Wolves won 10 or more home games for the 19th time in 33 seasons at First National Bank Arena ... A-State surpassed its win total from a year ago (13-19) and matched the win total in league play (7-11) ... The Red Wolves have 32 double-figure scoring games from players off the bench this season, second-most in Division I ... Jerry Johnson Jr. has 14 double-figure scoring games off the bench this season, fifth-most in Division I this year ... A-State leads the nation in free throws made (549) and is second in free throws attempted (772), but ranks 334th in fewest fouls (616).

ARKANSAS STATE PROJECTED LINEUP



0 CALEB FIELDS

FR | G | 6-0 | 185 | Lewisburg, Tenn.

| PPG | RPG | APG | MPG |
|------|-----|-----|------|
| 11.2 | 3.0 | 3.5 | 32.2 |

> Double figures in 17 of 29 games (missed one game - injury)
> Third freshman in program history to reach 100 assists
> One of six freshmen nationally to average at least 11.0 points, 3.0 rebounds, 3.0 assists and fewer than two turnover per game

LAST GAME: 11 PTS, 7 REB, 2 AST, 1 STL, 3-9 FG, 2-4 3FG, 3-4 FT



3 MALIK BREVARD

SR | F | 6-8 | 215 | Charlotte, N.C.

| PPG | RPG | APG | MPG |
|-----|-----|-----|------|
| 5.9 | 6.1 | 0.7 | 20.0 |

> Has two double-doubles on the season
> Career best 17 pts against VMI
> Career best 14 rebs against Idaho

LAST GAME: 2 PTS, 3 REB, 1 BLK, 1-1 FG, 0-0 FT



4 JJ MATTHEWS

rJR | F | 6-9 | 235 | Richmond, Va.

| PPG | RPG | APG | MPG |
|-----|-----|-----|------|
| 8.4 | 4.4 | 1.3 | 21.9 |

> 19 points vs Coastal Carolina were his most in an SBC outing
> Dished out career best seven assists against Idaho
> Second on team with 20 blocks, 13 of which have come in SBC play

LAST GAME: 8 PTS, 5 REB, 1 BLK, 3-4 FG, 2-2 FT



12 CANBERK KUS

SR | G | 6-6 | 205 | Istanbul, Turkey

| PPG | RPG | APG | MPG |
|-----|-----|-----|------|
| 9.1 | 5.0 | 1.4 | 24.2 |

> Has two double-doubles this season (Last at Louisiana: 12 pt / 10 reb)
> Career high 18 pts vs VMI
> Reached double figures in 13 games

LAST GAME: 12 PTS, 10 REB, 1 AST, 1 STL, 4-6 FG, 0-0 3FG, 4-4 FT



23 MARQUIS EATON

JR | G | 6-2 | 195 | Helena, Ark.

| PPG | RPG | APG | MPG |
|------|-----|-----|------|
| 13.4 | 3.2 | 2.9 | 32.6 |

> Career high 28 points at Louisiana (Feb. 26)
> 15-plus points in nine of last 13 games
> Tied career high with 9 rebounds against Louisiana (Dec. 21)
> Career-high five steals vs Troy (Jan. 11)

LAST GAME: 28 PTS, 1 REB, 3 AST, 1 STL, 10-19 FG, 1-4 3FG, 7-8 FT



RED WOLVES AT A GLANCE

RECORD
15-15

SUN BELT RECORD
7-12

LAST GAME
74-77, L
at Louisiana

Head Coach



Mike Balado

Assistant Coach



Rick Cabrera

Assistant Coach



Casey Stanley

Assistant Coach



Mike Scutero

BY THE NUMBERS

| | |
|----------------|------|
| PPG | 70.7 |
| Scoring Margin | -1.1 |
| FG% | .438 |
| 3-PT FG% | .343 |
| FT% | .711 |
| APG | 14.1 |
| A/TO | 1.1 |
| Reb. Margin | -0.9 |
| TO Margin | +0.9 |
| SPG | 6.7 |
| BPG | 2.7 |

SBC STAT RANKS

| | |
|-------------|---------|
| Scoring Off | 8 / 6 |
| Scoring Def | 8 / 9 |
| FG% | 6 / 9 |
| FG% Def | 12 / 11 |
| 3-PT % | 3 / 5 |
| 3-PT % Def | 9 / 6 |
| FT% | 7 / 6 |
| Rebs/Game | 12 / 10 |
| Reb. Margin | 7 / 8 |
| TO Margin | 7 / 5 |
| Asts/Game | 5 / 5 |

All Games / SBC Only

0



CALEB FIELDS

| PPG | RPG | APG | FG% | MPG |
|------|-----|-----|------|------|
| 11.2 | 3.0 | 3.5 | .395 | 32.2 |
| 10.7 | 2.9 | 3.5 | .369 | 33.3 |

G | Fr. | 6-0 | 190 | Lewsiburg, Tenn. | Aspire Academy

Points: 22 at Colorado State | 11-20-19
Rebounds: 7, 2x, at Louisiana | 2-26-20
Assists: 8 vs Georgia State | 1-6-20

Career vs GS: N/A

Blocks: 1, 2x, at UT Arlington | 2-13-20
Steals: 2, 9x, vs Coastal Carolina | 2-1-20
Minutes: 40 at Appalachian State | 1-16-20

1



JERRY JOHNSON JR.

| PPG | RPG | APG | FG% | MPG |
|-----|-----|-----|------|------|
| 8.7 | 2.2 | 1.7 | .368 | 22.0 |
| 8.6 | 2.5 | 1.8 | .333 | 22.5 |

G | Sr. | 6-2 | 225 | Memphis, Tenn. | Chattanooga

Points: 22 vs Omaha | 12-3-19
Rebounds: 6 vs Little Rock | 2-22-20
Assists: 5, 2x, vs Little Rock | 2-22-20

Career vs GS: N/A

Blocks:
Steals: 3 at UT Arlington | 2-13-20
Minutes: 38 vs Little Rock | 2-22-20

2



KOBE WILSON

| PPG | RPG | APG | FG% | MPG |
|-----|-----|-----|------|-----|
| 1.6 | 0.5 | 0.3 | .207 | 7.2 |
| 0.5 | 0.5 | 0.0 | .000 | 2.5 |

G | So. | 6-2 | 180 | Palestine, Texas | Atascocita HS

Points: 10 vs Harding | 12-29-18
Rebounds: 3 vs Evansville | 12-4-18
Assists: 3 vs Missouri State | 12-18-18

Career vs GS: 1 GP, 0 PTS, 0-1 FG, 0-1 3FG, 0-0 FT, 1 REB, 0 AST, 0 TO, 0 BLK, 0 STL

Blocks: 1 vs Harding | 12-29-18
Steals: 4 vs Harding | 12-29-18
Minutes: 26 vs Evansville | 12-4-18

3



MALIK BREVARD

| PPG | RPG | APG | FG% | MPG |
|-----|-----|-----|------|------|
| 5.9 | 6.1 | 0.7 | .664 | 20.0 |
| 5.6 | 5.5 | 0.6 | .695 | 18.4 |

F | Sr. | 6-8 | 215 | Charlotte, N.C. | Palm Beach State College

Points: 17 vs VMI | 11-4-19
Rebounds: 14 vs Idaho | 11-17-19
Assists: 4 vs Idaho | 11-17-19

Career vs GS: 1 GP, 2 PTS, 1-1 FG, 0-0 3FG, 0-0 FT, 1 REB, 0 AST, 2 TO, 0 BLK, 0 STL

Blocks: 3 vs Harding | 12-29-18
Steals: 7 vs Troy | 1-11-20
Minutes: 37 vs FAU | 12-14-18

4



J.J. MATTHEWS

| PPG | RPG | APG | FG% | MPG |
|-----|-----|-----|------|------|
| 8.4 | 4.4 | 1.3 | .536 | 21.9 |
| 7.4 | 4.5 | 0.9 | .523 | 21.8 |

F | rJr. | 6-9 | 235 | Richmond, Va. | Moberly Area CC

Points: 19, 2x, vs Coastal Carolina | 2-1-20
Rebounds: 10 vs UAM | 11-6-19
Assists: 7 vs Idaho | 11-17-19

Career vs GS: N/A

Blocks: 2, 7x, at UT Arlington | 2-13-20
Steals: 3 vs UT Arlington | 2-16-19
Minutes: 34 vs Idaho | 11-17-19

5



CHRISTIAN WILLIS

| PPG | RPG | APG | FG% | MPG |
|-----|-----|-----|------|------|
| 5.3 | 1.3 | 1.3 | .470 | 19.3 |
| 4.9 | 1.0 | 0.9 | .456 | 16.4 |

G | rJr. | 6-1 | 190 | Belleville, Ill. | Christian Brothers College HS

Points: 17 vs South Alabama | 1-23-20
Rebounds: 6, 2x, at Colorado State | 11-20-19
Assists: 6 vs South Alabama | 1-23-20

Career vs GS: 1 GP, 7 PTS, 2-7 FG, 1-2 3FG, 2-2 FT, 2 REB, 0 AST, 1 TO, 0 BLK, 0 STL

Blocks: 1, 3x, at Colorado State | 11-20-19
Steals: 3, 2x, vs Omaha | 12-3-19
Minutes: 32, 2x, vs Omaha | 12-3-19

11



MELO EGGLESTON

| PPG | RPG | APG | FG% | MPG |
|-----|-----|-----|------|------|
| 8.4 | 5.1 | 1.1 | .388 | 20.5 |
| 8.2 | 5.2 | 0.9 | .388 | 20.6 |

G | rSo. | 6-8 | 200 | Suitland, Md. | Wake Forest

Points: 17 at Appalachian State | 1-16-20
Rebounds: 10, 2x, vs Troy | 1-11-20
Assists: 4 at Troy | 1-25-20

Career vs GS: N/A

Blocks: 2, 2x, vs South Alabama | 1-23-20
Steals: 2, 2x, vs Troy | 1-11-20
Minutes: 34 at Appalachian State | 1-16-20

12



CANBERK KUS

| PPG | RPG | APG | FG% | MPG |
|-----|-----|-----|------|------|
| 9.1 | 5.0 | 1.4 | .435 | 24.2 |
| 7.0 | 4.7 | 1.0 | .381 | 21.8 |

G | Sr. | 6-6 | 205 | Istanbul, Turkey | College of Central Florida

Points: 18 vs VMI | 11-14-19
Rebounds: 12 vs Idaho | 11-17-19
Assists: 5 vs VMI | 11-14-19

Career vs GS: 1 GP, 17 PTS, 7-11 FG, 1-5 3FG, 2-2 FT, 1 REB, 1 AST, 3 TO, 1 BLK, 0 STL

Blocks: 4 vs Louisiana | 12-18-19
Steals: 4, 3x, vs Freed-Hardeman | 12-28-19
Minutes: 37 vs Idaho | 11-17-19

15



JAKE SCOGGINS

| PPG | RPG | APG | FG% | MPG |
|-----|-----|-----|-------|-----|
| 0.8 | 0.2 | 0.0 | .286 | 4.0 |
| 1.0 | 0.0 | 0.0 | 1.000 | 2.5 |

F | rJr. | 6-9 | 200 | Benton, Ark. | Benton HS

Points: 4, 3x, vs Culver-Stockton | 12-22-17
Rebounds: 4 at Grand Canyon | 11-16-18
Assists: 3 at Grand Canyon | 11-16-18

Career vs GS: 1 GP, 0 PTS, 0-1 FG, 0-0 3FG, 0-0 FT, 1 REB, 0 AST, 0 TO, 0 BLK, 0 STL

Blocks: 1 at Appalachian State | 1-27-18
Steals: 2 vs Coastal Carolina | 2-24-18
Minutes: 20 at Grand Canyon | 11-16-18

23



MARQUIS EATON

| PPG | RPG | APG | FG% | MPG |
|------|-----|-----|------|------|
| 13.4 | 3.2 | 2.9 | .408 | 32.6 |
| 15.9 | 2.9 | 3.0 | .455 | 34.5 |

G | rr. | 6-2 | 195 | Helena, Ark. | Jonesboro HS

Points: 28 at Louisiana | 2-26-20
Rebounds: 9, 2x, vs Louisiana | 12-18-19
Assists: 8 vs Appalachian State | 1-24-19

Career vs GS: 3 GP, 15 PTS, 5-22 FG, 0-9 3FG, 5-7 FT, 2 REB, 0 AST, 5 TO, 1 BLK, 2 STL

Blocks: 2 vs Louisiana | 3-9-19
Steals: 5 vs Troy | 1-11-20
Minutes: 43 vs Troy | 1-11-20

32



ANTWON JACKSON

| PPG | RPG | APG | FG% | MPG |
|-----|-----|-----|------|------|
| 3.0 | 2.7 | 0.7 | .492 | 13.7 |
| 3.2 | 2.7 | 0.7 | .486 | 12.5 |

F | Fr. | 6-7 | 265 | Las Vegas, Nev. | Ed W. Clark HS

Points: 9 vs ULM | 2-19-20
Rebounds: 8, 2x, vs ULM | 2-19-20
Assists: 2, 5x, vs Little Rock | 2-22-20

Career vs GS: N/A

Blocks: 1, 7x, vs Texas State | 1-4-20
Steals: 3 at Ole Miss | 11-8-19
Minutes: 25 vs Louisiana | 12-18-19

LAST FIVE GAMES

| # | Player | gp-gs | min | avg | fg-fga | fg% | 3fg-fga | 3fg% | ft-fa | ft% | off | def | tot | avg | pf | dq | a | to | blk | stl | pts | avg |
|----------------|-------------------|-------|------|------|---------|------|---------|------|--------|-------|-----|-----|-----|------|-----|----|----|----|-----|-----|-----|------|
| 23 | Eaton, Marquis | 5-5 | 186 | 37.2 | 37-73 | .507 | 9-22 | .409 | 17-20 | .850 | 5 | 8 | 13 | 2.6 | 11 | 0 | 16 | 10 | 0 | 10 | 100 | 20.0 |
| 00 | Fields, Caleb | 5-4 | 176 | 35.2 | 14-40 | .350 | 4-14 | .286 | 20-25 | .800 | 2 | 15 | 17 | 3.4 | 11 | 0 | 18 | 8 | 1 | 4 | 52 | 10.4 |
| 01 | Johnson, Jerry | 5-1 | 122 | 24.4 | 11-35 | .314 | 9-28 | .321 | 9-10 | .900 | 3 | 14 | 17 | 3.4 | 6 | 0 | 10 | 12 | 0 | 6 | 40 | 8.0 |
| 32 | Jackson, Antwon | 5-1 | 82 | 16.4 | 9-19 | .474 | 0-0 | .000 | 12-16 | .750 | 13 | 7 | 20 | 4.0 | 13 | 1 | 5 | 5 | 0 | 3 | 30 | 6.0 |
| 04 | Matthews, J.J. | 5-4 | 99 | 19.8 | 12-26 | .462 | 0-0 | .000 | 4-5 | .800 | 9 | 14 | 23 | 4.6 | 13 | 1 | 2 | 10 | 4 | 1 | 28 | 5.6 |
| 12 | Kus, Canberk | 5-4 | 120 | 24.0 | 12-34 | .353 | 0-8 | .000 | 4-4 | 1.000 | 8 | 16 | 24 | 4.8 | 12 | 1 | 4 | 7 | 2 | 3 | 28 | 5.6 |
| 11 | Eggleston, Melo | 5-1 | 86 | 17.2 | 9-25 | .360 | 0-5 | .000 | 6-14 | .429 | 5 | 12 | 17 | 3.4 | 11 | 0 | 2 | 9 | 0 | 2 | 24 | 4.8 |
| 03 | Brevard, Malik | 5-4 | 69 | 13.8 | 8-14 | .571 | 0-0 | .000 | 5-6 | .833 | 8 | 14 | 22 | 4.4 | 18 | 2 | 3 | 7 | 1 | 0 | 21 | 4.2 |
| 05 | Willis, Christian | 5-1 | 57 | 11.4 | 5-17 | .294 | 2-8 | .250 | 0-4 | .000 | 0 | 4 | 4 | 0.8 | 5 | 0 | 1 | 3 | 0 | 4 | 12 | 2.4 |
| 02 | Wilson, Kobe | 1-0 | 3 | 3.0 | 0-1 | .000 | 0-0 | .000 | 0-0 | .000 | 0 | 1 | 1 | 1.0 | 0 | 0 | 0 | 0 | 0 | 0 | 0 | 0.0 |
| Team | | | | | | | | | | | 6 | 3 | 9 | | | | | 2 | | | | |
| Total..... | | 5 | 1000 | | 117-284 | .412 | 24-85 | .282 | 77-104 | .740 | 59 | 108 | 167 | 33.4 | 100 | 5 | 61 | 73 | 8 | 33 | 335 | 67.0 |
| Opponents..... | | 5 | 1000 | | 130-282 | .461 | 29-95 | .305 | 81-111 | .730 | 51 | 122 | 173 | 34.6 | 94 | - | 69 | 63 | 16 | 31 | 370 | 74.0 |

ARKANSAS STATE BASKETBALL

NUMERICAL ROSTER

| No. | Name | Pos. | Yr. | Ht. | Wt. | Hometown/Last School |
|-----|--------------------|------|------|-----|-----|---|
| 0 | Caleb Fields | G | Fr. | 6-0 | 190 | Lewisburg, Tenn./Aspire Academy |
| 1 | Jerry Johnson Jr. | G | Sr. | 6-2 | 225 | Memphis, Tenn./Chattanooga |
| 2 | Kobe Wilson | G | So. | 6-2 | 180 | Palestine, Texas/Atascocita HS |
| 3 | Malik Brevard | F | Sr. | 6-8 | 210 | Charlotte, N.C. /Palm Beach State College |
| 4 | J.J. Matthews | F | rJr. | 6-9 | 235 | Richmond, Va./Moberly Area CC |
| 5 | Christian Willis | G | rJr. | 6-1 | 190 | Belleville, Ill. /Christian Brothers College HS |
| 10 | Malcolm Farrington | G | Fr. | 6-4 | 200 | West Palm Beach, Fla./DME Academy |
| 11 | Melo Eggleston | G | rSo. | 6-8 | 200 | Suitland, Md./Wake Forest |
| 12 | Canberk Kus | G | Sr. | 6-6 | 205 | Istanbul, Turkey/College of Central Florida |
| 15 | Jake Scoggins | F | rJr. | 6-9 | 220 | Benton, Ark./Benton HS |
| 20 | J'Sebian Brown | G | Jr. | 6-4 | 165 | Jonesboro, Ark./Southwest Tennessee |
| 21 | Avery Felts | G | Fr. | 6-2 | 185 | Jonesboro, Ark./Westside HS |
| 23 | Marquis Eaton | G | Jr. | 6-2 | 195 | Helena, Ark./Jonesboro HS |
| 32 | Antwon Jackson | F | Fr. | 6-7 | 265 | Las Vegas, Nev./Ed W. Clark HS |

ALPHABETICAL ROSTER

| No. | Name | Pos. | Yr. | Ht. | Wt. | Hometown/Last School |
|-----|--------------------|------|------|-----|-----|---|
| 3 | Malik Brevard | F | Sr. | 6-8 | 210 | Charlotte, N.C./Palm Beach State College |
| 20 | J'Sebian Brown | G | Jr. | 6-4 | 165 | Jonesboro, Ark./Southwest Tennessee |
| 23 | Marquis Eaton | G | Jr. | 6-2 | 195 | Helena, Ark./Jonesboro HS |
| 11 | Melo Eggleston | G | rSo. | 6-8 | 200 | Suitland, Md./Wake Forest |
| 10 | Malcolm Farrington | G | Fr. | 6-4 | 200 | West Palm Beach, Fla./DME Academy |
| 21 | Avery Felts | G | Fr. | 6-2 | 185 | Jonesboro, Ark./Westside HS |
| 0 | Caleb Fields | G | Fr. | 6-0 | 190 | Lewisburg, Tenn./Aspire Academy |
| 32 | Antwon Jackson | F | Fr. | 6-7 | 265 | Las Vegas, Nev./Ed W. Clark HS |
| 1 | Jerry Johnson Jr. | G | Sr. | 6-2 | 225 | Memphis, Tenn./Chattanooga |
| 12 | Canberk Kus | G | Sr. | 6-6 | 205 | Istanbul, Turkey/College of Central Florida |
| 4 | J.J. Matthews | F | rJr. | 6-9 | 235 | Richmond, Va./Moberly Area CC |
| 15 | Jake Scoggins | F | rJr. | 6-9 | 220 | Benton, Ark./Benton HS |
| 5 | Christian Willis | G | rJr. | 6-1 | 190 | Belleville, Ill. /Christian Brothers College HS |
| 2 | Kobe Wilson | G | So. | 6-2 | 180 | Palestine, Texas/Atascocita HS |

COACHING STAFF

| | |
|----------------------------|----------------|
| Head Coach | Mike Balado |
| Assistant Coach | Rick Cabrera |
| Assistant Coach | Casey Stanley |
| Assistant Coach | Mike Scutero |
| Director of Basketball Ops | Hayden McClain |
| Strength & Conditioning | James Diaz |
| Athletic Trainer | Matt Kabay |

PRONUNCIATION GUIDE

| | |
|----------------|------------------|
| Malik Brevard | Bruh-var'd |
| J'Sebian Brown | Juh-say-be-in |
| Canberk Kus | Jhawn-bek Koo-sh |
| Mike Balado | Buh-lah-doh |
| Mike Scutero | Scoo-tear-oh |

QUICK FACTS

THE UNIVERSITY

| | |
|----------------------------------|----------------------|
| Location..... | Jonesboro, Ark. |
| Founded | 1909 |
| Enrollment | 14,085 |
| Colors | Scarlet & Black |
| Nickname | Red Wolves |
| Conference | Sun Belt |
| President | Dr. Charles Welch |
| Chancellor | Dr. Kelly Damphousse |
| Athletics Director | Terry Mohajir |
| Athletics Department Phone | 870-972-3880 |
| Ticket Office Phone | 870-972-2781 |

BASKETBALL HISTORY

| | |
|---|--------------------|
| First Year of Basketball | 1926-27 |
| No. of Seasons | 92 |
| All-Time Record | 1,222-1,182 |
| Sun Belt Record | 237-259 |
| Record in First National Bank Arena | 323-134 |
| NCAA Tourney Years (Record) | 1 (0-1); Last 1999 |
| NIT Years (Record) | 4 (4-4); Last 1991 |

2019-20 TEAM

| | |
|------------------------------------|----------------------------------|
| Letterwinners Returning/Lost | 7/6 |
| Starters Returning/Lost | 1/4 |
| 2018-19 | 13-19 (H: 10-4; A: 2-13; N: 1-2) |
| 2018-19 Sun Belt Finish | 7-11, 9th |

MEDIA RELATIONS

| | |
|--------------------------------------|-----------------------------|
| Associate Director/MBB Contact:..... | Mark Taylor |
| E-Mail | martaylor@astate.edu |
| Office/Cell | 870-972-3547 / 870-219-5705 |
| Twitter | @AStateMB |
| Website | AStateRedWolves.com |



SERIES HISTORY

Georgia Southern leads 11-4

- ▶ Georgia Southern and Arkansas State meet in the regular season finale for the first meeting of the season between the two sides.
- ▶ The Eagles lead the series 11-4 after an 81-70 victory last season in Statesboro. Georgia Southern has a 7-1 edge in meetings as Sun Belt Conference foes. This is the second consecutive season that the Red Wolves visit Statesboro for Georgia Southern's senior day.
- ▶ A-State is 1-6 all time in Hanner Fieldhouse, the lone win coming back in 1974.
- ▶ A-State is in its 29th season of play in the Sun Belt Conference with a record of 237-259 (.478). A-State is 155-97 (.615) at home and 82-162 (.336) on the road in SBC action.

SERIES RECORD

| | |
|--------------------------------------|----------------------------|
| In Jonesboro: | 3-5 |
| In Statesboro: | 1-7 |
| Neutral Sites: | 0-0 |
| Current Overall Streak: | Georgia Southern, W1 |
| Longest A-State Win Streak: | 3 Games |
| Longest Georgia Southern Win Streak: | 9 Games |
| Largest A-State Win: | 20 (90-70) Jan. 13, 1975 |
| Largest GS Win: | 31 (49-80) Jan. 4, 2018 |

SERIES RESULTS

| Date | Year | Score | Result |
|---------|------|-------|--------|
| Dec. 15 | 2004 | 70-85 | aL |
| Dec. 17 | 2005 | 71-82 | hL |
| Jan. 8 | 2015 | 61-73 | hL |
| Feb. 12 | 2015 | 60-65 | aL |
| Jan. 30 | 2016 | 66-71 | hL |
| Feb. 18 | 2016 | 59-90 | aL |
| Feb. 25 | 2017 | 60-72 | hL |
| Jan. 4 | 2018 | 49-80 | aL |
| Feb. 3 | 2018 | 91-89 | hW |
| March 2 | 2019 | 70-81 | aL |

TALE OF THE TAPE

| A-State | Stats | GS |
|---------|-----------------------|--------|
| 70.7 | Points Per Game | ▶ 75.2 |
| 71.8 | Opp. Points Per Game | ▶ 70.4 |
| -1.1 | Scoring Margin | ▶ +4.8 |
| .438 | Field Goal % | ▶ .436 |
| .458 | Opp. Field Goal % | ▶ .433 |
| .343 | 3-Point FG % | ▶ .324 |
| .340 | Opp. 3-Point FG % | ▶ .309 |
| .711 | Free Throw % | ▶ .680 |
| 32.7 | Rebounds Per Game | ▶ 35.7 |
| -0.9 | Rebound Margin | ▶ -2.4 |
| 14.1 | Assists Per Game | ▶ 12.2 |
| 13.0 | Turnovers Per Game | ▶ 12.9 |
| +0.9 | Turnover Margin | ▶ +3.1 |
| 1.1 | Assist/Turnover Ratio | ▶ 0.9 |
| 6.7 | Steals Per Game | ▶ 8.0 |
| 2.7 | Blocks Per Game | ▶ 3.9 |

THE OPENING TIP

- ▶ A-State closes out the regular season Tuesday at Georgia Southern. Tip-off is scheduled for 6:00 p.m. (CT) on ESPN+.
- ▶ The 2019-20 campaign marks the program's 92nd season with the Red Wolves amassing a 1,222-1,182 all-time record (.508) dating back to the inaugural 1926-27 season.

"DON'T STOP BELIEVING"

- ▶ Eight of the Red Wolves 15 wins have come despite trailing by eight or more points in the game. In each of those eight wins, A-State's opponent had a 78 percent or greater win probability per ESPN. Six games, Troy (95.4%), Coastal Carolina (95.0%), Georgia State (94.8%), Tulsa (95.3%), Omaha (93.1%) and Colorado State (98.6%), saw an opponent have a 90-plus percent win probability.
- ▶ Of the eight comeback wins, five have been double-digit deficits in the second half. Of the Red Wolves five conference wins, four have seen the Red Wolves overcome at least an eight point second-half deficit.
- ▶ Between the 2014-15 and 2017-18 seasons, A-State had seven wins despite trailing by 10 or more points in the second half.

| Deficits Overcome | |
|---------------------|---------------|
| vs Idaho | 14 - 8:18 1H |
| at Colorado State | 17 - 16:22 2H |
| vs Omaha | 13 - 17:42 2H |
| at Tulsa | 9 - 12:36 1H |
| at ULM | 8 - 16:42 2H |
| vs Georgia State | 14 - 19:39 2H |
| vs Troy | 12 - 6:59 2H |
| at Coastal Carolina | 12 - 11:15 2H |

"LITTLE HELP FROM MY FRIENDS"

- ▶ A-State is averaging 14.1 assists per game, up from 11.3 assists per game last season. A-State has 16 games (12-4 record) with 14 or more assists this season, ninth most in NCAA, after posting a combined 13 the last two seasons.
- ▶ The Red Wolves have 422 assists on 699 field goals, good for an assist percentage of 60.4 percent. The 1987-88 team has the highest assist percentage in program history at 61.6 percent (570/925). Per KenPom.com, A-State ranks 17th nationally in assist percentage (A/FGM).
- ▶ Four games this season, A-State has logged 20 or more assists. Entering this season, A-State logged 20 or more assists in 11 of 282 games played since the 2010-11 season opener.
- ▶ A-State finished with a season-high 22 assists against Idaho while turning the ball over just seven times. It marked just the third time since the 2010-11 season opener that A-State had 20 or more assists and seven or fewer turnovers. The 22 assists are the most since the Red Wolves had 26 at Lamar on Nov. 30, 2013.
- ▶ A-State has a 1.1 assist to turnover ratio which would tie for the best dating back to the 1984-85 season when turnovers are available in yearly statistics. A-State has posted just eight seasons with a positive assist to turnover ratio since 1984-85 with the most recent coming in the 2013-14 season. In 12 of 15 wins this season, A-State has a 1.0 or better assist to turnover ratio. The Red Wolves had a 1.0 or better assist to turnover ratio in five games last season.

"EVEN FLOW"

- ▶ A-State has two players averaging double figures and six others are averaging five or more points. Eight players are logging an average of 19 or more minutes, while six players have 30 or more assists. This season, six different players have led the Red Wolves in scoring (including ties): Marquis Eaton (10), Caleb Fields (6), Melo Eggleston (5), Canberk Kus (4), J.J. Matthews (3) and Jerry Johnson Jr. (3). Last season, A-State had five different players led the team in scoring (including ties): Ty Cockfield (26), Marquis Eaton (3), Grantham Gillard (2), Tristin Walley (2) and Canberk Kus (1).
- ▶ Eight players have combined for 97 double-figure scoring outings. Marquis Eaton leads the team with 19 while Caleb Fields (17), Jerry Johnson Jr. (15), Canberk Kus (13), J.J. Matthews (12), Melo Eggleston (10), Malik Brevard (6) and Christian Willis (5) make up the 97 total double-figure outings. Of those 97 double-figure scoring outputs, 32 have come by a player coming off the bench, second behind Winthrop for the most this season.

"FREE FALLIN'"

- ▶ Per KenPom.com, A-State leads the country in free throw rate at 49.3. Free throw rate is the ratio of foul shots to field goal attempts, expressed as FTA/FGA. The Red Wolves lead the nation in free throw makes (549) and are second free throw attempts (772) behind Auburn (781).
- ▶ A-State has made more free throws (549) than 173 NCAA Division I teams have attempted. The Red Wolves are 13 free throw makes shy of the single season record for makes (562 | 2015-16) and have surpassed the previous record for free throw attempts (771 | 1971-72).

"NOTHING AS IT SEEMS"

- ▶ This section of the game notes is reserved for useless information.
- ▶ A-State has scored in 2,404 consecutive games.
- ▶ The Red Wolves have hit a 3-pointer in 284 consecutive games. A-State has one 3-point make in three of those 278 games; at Louisiana (March 3, 2018), at North Texas (Feb. 28, 2013) and at Louisville (Nov. 11, 2011).
- ▶ A-State is unbeaten when scoring more points than its opponent.

LAST TIME OUT



Official Basketball Box Score - Game Totals - Final Statistics
Arkansas State vs Louisiana
02/26/20 7:00 pm at Lafayette, La. (Cajundome)



Arkansas State 74 - 15-15, 7-12 SBC

| # | Player | Total | | | 3-Ptr | | | Rebounds | | | PF | TP | A TO | Bk S | Min |
|--------|-------------------|-------|-------|------|-------|-----|-----|----------|-----|-----|----|----|------|------|-----|
| | | FG | FGA | FT | FTA | Off | Def | Total | Off | Def | | | | | |
| 03 | Brevard, Malik | 1 | 1-1 | 0-0 | 0-0 | 1 | 2 | 3 | 4 | 2 | 0 | 4 | 1 | 0 | 13 |
| 04 | Matthews, J.J. | 1 | 3-3 | 0-0 | 2-2 | 2 | 3 | 5 | 1 | 8 | 0 | 4 | 1 | 0 | 25 |
| 06 | Fields, Caleb | 1 | 3-9 | 2-4 | 3-4 | 0 | 7 | 7 | 1 | 11 | 2 | 1 | 0 | 1 | 36 |
| 12 | Kus, Canberk | 1 | 4-6 | 0-0 | 4-4 | 3 | 7 | 10 | 2 | 12 | 1 | 0 | 0 | 1 | 34 |
| 20 | Eaton, Marquis | 1 | 10-19 | 1-4 | 7-8 | 0 | 1 | 1 | 4 | 28 | 3 | 2 | 0 | 1 | 36 |
| 01 | Johnson, Jerry | 1 | 0-3 | 0-3 | 0-0 | 1 | 1 | 2 | 0 | 0 | 0 | 2 | 0 | 1 | 11 |
| 05 | Willis, Christian | 1 | 1-4 | 0-2 | 0-0 | 0 | 0 | 0 | 1 | 2 | 1 | 1 | 0 | 1 | 17 |
| 11 | Eggleston, Melo | 1 | 2-4 | 0-1 | 2-2 | 1 | 4 | 5 | 4 | 6 | 0 | 4 | 0 | 0 | 17 |
| 32 | Jackson, Antwon | 1 | 2-3 | 0-0 | 1-1 | 0 | 0 | 0 | 1 | 5 | 1 | 1 | 0 | 1 | 11 |
| Totals | | 26 | 52 | 3-14 | 19-21 | 11 | 25 | 36 | 18 | 74 | 8 | 19 | 2 | 6 | 200 |

FG % 1st Half: 14-25 56.0% 2nd half: 12-27 44.4% Game: 26-52 50.0% Doubleball
3FG % 1st Half: 3-8 37.5% 2nd half: 0-6 0.0% Game: 3-14 21.4% Rebounds
FT % 1st Half: 6-7 85.7% 2nd half: 13-14 92.9% Game: 19-21 90.5%

Louisiana 77 - 12-17, 7-11 SBC

| # | Player | Total | | | 3-Ptr | | | Rebounds | | | PF | TP | A TO | Bk S | Min |
|--------|--------------------|-------|------|------|-------|-----|-----|----------|-----|-----|----|----|------|------|-----|
| | | FG | FGA | FT | FTA | Off | Def | Total | Off | Def | | | | | |
| 01 | Jalen Johnson | 1 | 4-11 | 0-3 | 4-5 | 3 | 1 | 4 | 4 | 12 | 0 | 1 | 0 | 1 | 25 |
| 34 | Dou Guayey | 1 | 1-5 | 0-1 | 4-4 | 1 | 5 | 6 | 5 | 6 | 0 | 4 | 1 | 0 | 25 |
| 06 | Cedric Russell | 1 | 8-18 | 2-9 | 4-4 | 0 | 2 | 2 | 1 | 22 | 5 | 2 | 0 | 4 | 38 |
| 13 | Mylik Wilson | 1 | 4-10 | 0-4 | 2-3 | 1 | 7 | 8 | 2 | 10 | 2 | 2 | 1 | 1 | 37 |
| 15 | P.J. Hardy | 1 | 6-15 | 6-12 | 1-3 | 2 | 0 | 2 | 3 | 19 | 2 | 1 | 0 | 2 | 35 |
| 31 | Mason Aucouin | 1 | 1-1 | 0-0 | 0-0 | 1 | 0 | 1 | 0 | 2 | 0 | 0 | 0 | 0 | 5 |
| 35 | Kristian Lafayette | 1 | 2-2 | 0-0 | 0-0 | 0 | 1 | 1 | 3 | 4 | 0 | 1 | 1 | 1 | 12 |
| 55 | Trojan Wesley | 1 | 1-2 | 0-0 | 0-0 | 0 | 0 | 0 | 2 | 2 | 3 | 0 | 0 | 0 | 23 |
| Totals | | 27 | 64 | 8-29 | 15-19 | 10 | 17 | 27 | 20 | 77 | 12 | 11 | 3 | 9 | 200 |

FG % 1st Half: 9-35 25.7% 2nd half: 19-29 65.5% Game: 27-64 42.2% Doubleball
3FG % 1st Half: 0-7 0.0% 2nd half: 5-12 41.7% Game: 8-29 27.6% Rebounds
FT % 1st Half: 4-5 80.0% 2nd half: 11-14 78.6% Game: 15-19 78.9%

Officials: Robert Felder, Will Howard, Owen Short
Technical fouls: Arkansas State-Matthews, J.J. Louisiana-Mylik Wilson.
Attendance: 3601

| Score by periods | 1st | 2nd | Total |
|------------------|-----|-----|-------|
| Arkansas State | 37 | 37 | 74 |
| Louisiana | 25 | 52 | 77 |

| Points | In | Off | 2nd | Fast | Bench |
|----------------|----|-----|-----|------|-------|
| Arkansas State | 32 | 14 | 9 | 18 | 19 |
| Louisiana | 34 | 17 | 13 | 11 | 8 |

Last FO: ASU 2nd 00:50, LA 2nd 00:41
Largest lead: ASU by 14 1st 05:55, LA by 7 2nd 05:03.
ASU led for 21:22, LA led for 14:34. Game was tied for 04:04.

ABOUT THE GAME

Despite a career-high 28 points from Marquis Eaton and a double-double by Canberk Kus, the Arkansas State men's basketball team was edged 77-74 at Louisiana Wednesday night.

After posting a then career-high 27 points against Little Rock back on Saturday, Eaton followed it up with the 28-point effort for his eighth 20-plus point outing of the season and 11th of his career. Kus collected his second double-double of his career with 12 points and 10 rebounds. Freshman Caleb Fields finished with 11 points and tied his season-high with seven rebounds. He also recorded two assists to become the third freshman in program history to post 100 or more assists. Cedric Russell paced the Ragin' Cajuns with 22 points.

The Red Wolves finished 49.1 percent (26-53) from the field, but converted 20 percent (3-15) beyond the arc. A-State was 19-of-21 (90.5 percent) at the charity stripe. The Ragin' Cajuns shot 62.1 percent (18-29) in the second half and finished 42.2 percent (27-64) for the night. Louisiana was 8-for-29 (27.6 percent) from 3-point range while converting 15-of-19 (78.9 percent) at the free throw line. A-State edged Louisiana 36-27 on the glass, but was outscored in the paint 34-32.

"OFF HE GOES"

- ▶ The four freshmen on the roster this season are the most for an A-State squad since 2016-17 season.
- ▶ Caleb Fields (Lewisburg, Tenn./Aspire Academy), Malcolm Farrington (West Palm Beach, Fla./DME Academy), Avery Felts (Jonesboro, Ark./Westside HS) and Antwon Jackson (Las Vegas, Nev./Ed W. Clark HS).
- ▶ Graduate transfer Jerry Johnson Jr. (Chattanooga) was immediately eligible at the start of the season while redshirt-sophomore Melo Eggleston (Wake Forest) became eligible to play on Dec. 18 against Louisiana. Johnson scored 10 points over his first four appearances, but has since reached double figures in 16 games. Eggleston has scored double figures in 10 games with double-doubles against Georgia State and Troy.
- ▶ Fields is averaging 11.2 points and is among six freshmen nationally to average at least 11.0 points, 3.0 rebounds, 3.0 assists and fewer than two turnovers per game. Only six freshmen at A-State have averaged 10 or more points in their freshman season: Jerry Rook (1961-62) 19.8, John Dickson (1963-64) 15.5, Brandon Reed (2009-10) 15.1, John Belcher (1968-69) 12.5, Ryan Wedel (2006-07) 10.7 and Mike Burk (1964-65) 10.2.
- ▶ Fields became the third freshman in program history to reach 100 assists, per stats available. Fields currently sits at 100 assists joining Tommy Tapley (112) and Chico Fletcher (171). Fields current assist to turnover ratio is 1.89 which would be tops among the three players with Fletcher at 1.86.

"I CALL YOUR NAME"

- ▶ Coming off the bench, A-State players have responded this season. The Red Wolves are 14-9 this year when the bench is responsible for 15 or more points. A-State had a season-high 46 points from its bench in the win over Omaha. The Red Wolves had a season-low eight bench points against Coastal Carolina (Feb. 1).
- ▶ Players off the bench are averaging a combined 24.7 points per game on 42.0 percent (227-540) shooting, including 38.6 percent (85-220) beyond the arc. The Red Wolves opponents bench is averaging 18.9 points.

"START ME UP"

- ▶ A-State was 12-4 when leading at halftime, but 1-15 when tied or trailing at the break last season. This season, the Red Wolves are 9-1 when leading at half and 6-14 when trailing.
- ▶ Dating back to the beginning of the 2017-18 season, A-State is 29-6 when holding a halftime lead, but 11-48 when tied or trailing at the midway point.

"AROUND AND AROUND"

- ▶ The Red Wolves have been outscored 293-237 (-7.0) in the first half during the eight game losing streak. A-State is shooting 39.2 percent (82-209) from the field, just 26.1 percent (18-69) beyond the arc, and allowing opponents to shoot 46.4 percent (111-239) overall, 31.5 percent (28-89) from 3-point range. The Red Wolves have 64 first half turnovers in the seven games (8.0).
- ▶ A-State held Troy to 29.3 percent (17-58) from the field in the win on January 25. It marked the first time the Red Wolves had held a Sun Belt foe below 30 percent from the field since January 15, 2015 at Appalachian State (17-58 / 29.3 percent).
- ▶ A-State has five wins this season when trailing with five minutes remaining. Prior to this season, the Red Wolves had five such wins dating back to the 2016-17 season.
- ▶ A-State has topped it's win total from last season (13-19) and matched the league win total from a year ago (7-11). The Red Wolves have four road wins this year, two more than last season (2-13).
- ▶ The Red Wolves are 11-6 when committing 13 or fewer turnovers this season. Combining the 2017-18 and 2018-19 seasons, A-State was 11-23 in such games.
- ▶ In the 75-71 win against South Alabama (Jan. 23), A-State did not trail. It was the first win of the season in which A-State did not trail. A-State led for a season-high 37:51 topping the previous high of 36:44 against UC Davis back on November 15 (trailed for 1:40). Leading for 39:16 at Troy, A-State closed the two-game week leading for 76:31 of 80:00 played. In it's first five conference wins, A-State combined to lead for 84:20.
- ▶ The Red Wolves have eight games this season in which they logged 14 or more assists and 10 or fewer turnovers. Dating back to the 2010-11 season, A-State had 22 such games and did not have more than four such games in any single season.
- ▶ A-State is 11-5 this season when whistled for 20 or fewer fouls. The Red Wolves have been whistled for 20 or more fouls in nine of the last 12 games.
- ▶ A-State ranks 334th nationally in fewest fouls with 616 on the season. In the national ranks in which A-State leads in free throw makes and attempts, A-State's opponents total would rank 18th in free throw makes (484) and 26th in free throw attempts (669).
- ▶ A-State is 10-3 when they are equal (1-0) or outscore (9-3) their opponents in points in the paint.
- ▶ The Red Wolves had 21 assists on 22 made field goals against South Alabama, the highest assist percentage (95.5%) by any team in a game this season (minimum 20 assists). Only five other teams have logged a game with a 90 percent assist rate this season (minimum 20 assists).

ARKANSAS STATE BASKETBALL

HEAD COACH MIKE BALADO

Arkansas State University Director of Athletics Terry Mohajir announced the appointment of Mike Balado as the 16th head coach of the A-State men's basketball program on March 20, 2017.

Balado came to Arkansas State after spending more than 15 seasons as an assistant coach, his last stop covering four seasons at the University of Louisville.

In his first two seasons at the helm, Balado has led the Red Wolves to a 24-40 record. With an up-tempo style of offense, A-State has top-five marks in single-season 3-pointers made, including 237 in 2018-19. The Red Wolves finished last season ranked second in the league in rebounding at 37.8 per game. A-State now has three-straight road wins at Little Rock for the first time since the 2005-07 seasons.

His first signing class, consisting of Ty Cockfield, Tristin Walley and Grantham Gillard, played a vital role on the floor. Cockfield set the single-season program record for scoring (716) and free throws made (173) and was a second team all-conference pick.

During Balado's four seasons working at Louisville, the Cardinals posted a 106-32 overall record for a .768 winning percentage. In the 2016-17 campaign, he helped lead Louisville to a 25-9 record and a No. 2 seed in the Midwest Regional of the NCAA Tournament.

Prior to joining the Louisville staff, Balado was an assistant coach for Richard Pitino at Florida International University. During that 2012-13 season, he helped the Panthers to an 18-14 record, their first winning season in 13 years and fourth-highest win total in school history.

BALADO VS OPPONENTS

| | | | |
|--------------------------|------------|----------------------|------------|
| Abilene Christian | 1-1 | Lehigh | 0-1 |
| Appalachian State | 3-2 | Little Rock | 3-3 |
| Arkansas-Monticello | 1-0 | Louisiana | 2-4 |
| Cleveland State | 0-1 | Minnesota | 0-1 |
| Coastal Carolina | 1-4 | Missouri Baptist | 1-0 |
| Colorado State | 1-0 | Missouri State | 1-1 |
| Culver-Stockton | 1-0 | Ole Miss | 0-1 |
| Eastern Illinois | 0-1 | Omaha | 1-1 |
| Eastern Michigan | 0-1 | South Alabama | 2-4 |
| Evansville | 1-1 | Stephen F. Austin | 0-1 |
| FAU | 2-0 | Syracuse | 0-1 |
| Freed-Hardeman | 1-0 | Texas State | 0-5 |
| Gardner-Webb | 1-0 | Troy | 2-3 |
| Georgia Southern | 1-2 | Tulsa | 1-0 |
| Georgia State | 1-3 | ULM | 4-3 |
| Grand Canyon | 0-1 | UC Davis | 1-0 |
| Harding | 1-0 | UNC-Wilmington | 0-1 |
| Indiana | 0-1 | UT Arlington | 1-4 |
| Henderson State | 1-0 | UT Martin | 0-1 |
| Howard | 1-0 | VMI | 1-0 |
| Idaho | 1-0 | Wichita State | 0-1 |
| Indiana | 0-1 | | |

SUN BELT CONFERENCE STANDINGS (As of Games Played Feb. 29)

| | Conference | | | Overall | | | | | | | | | |
|-------------------|------------|----|------|---------|----|------|------|------|------|------|-----|-----|------|
| | W | L | PCT | W | L | PCT | PF | PA | H | A | N | T25 | STRK |
| Little Rock | 15 | 4 | .789 | 21 | 9 | .700 | 2200 | 2063 | 13-2 | 8-7 | 0-0 | 0-1 | W3 |
| Texas State | 13 | 6 | .684 | 20 | 10 | .667 | 2200 | 1932 | 14-3 | 6-7 | 0-0 | 0-1 | W5 |
| South Alabama | 12 | 7 | .632 | 19 | 11 | .633 | 2151 | 2038 | 10-5 | 7-5 | 2-1 | 0-1 | W7 |
| Georgia Southern | 12 | 7 | .632 | 18 | 12 | .600 | 2256 | 2113 | 10-3 | 7-8 | 1-1 | 0-1 | W2 |
| Georgia State | 11 | 8 | .579 | 18 | 12 | .600 | 2348 | 2160 | 11-2 | 6-10 | 1-0 | 0-1 | L3 |
| Appalachian State | 10 | 9 | .526 | 16 | 14 | .533 | 2057 | 2015 | 9-5 | 6-8 | 1-1 | 0-0 | L1 |
| UT Arlington | 9 | 10 | .474 | 13 | 17 | .433 | 2119 | 2062 | 8-7 | 5-9 | 0-1 | 0-2 | L2 |
| Coastal Carolina | 8 | 11 | .421 | 15 | 15 | .500 | 2344 | 2278 | 9-10 | 6-5 | 0-2 | 0-1 | W1 |
| Arkansas State | 7 | 12 | .368 | 15 | 15 | .500 | 2120 | 2153 | 10-7 | 5-8 | 0-0 | 0-0 | L8 |
| Louisiana | 7 | 12 | .368 | 12 | 18 | .400 | 2154 | 2265 | 8-6 | 3-11 | 1-1 | 0-0 | L1 |
| ULM | 5 | 14 | .263 | 9 | 19 | .321 | 1774 | 1895 | 7-7 | 2-12 | 0-0 | 0-1 | L1 |
| Troy | 5 | 14 | .263 | 9 | 21 | .300 | 2067 | 2198 | 6-8 | 3-13 | 0-0 | 0-0 | L6 |

SUN BELT PLAYER OF THE WEEK

| | |
|-------------|------------------------------------|
| November 12 | Josh Ajayi - South Alabama |
| November 19 | Markquis Nowell - Little Rock |
| November 26 | Elijah McCadden - Georgia Southern |
| December 3 | Markquis Nowell - Little Rock |
| December 9 | DeVante Jones - Coastal Carolina |
| December 16 | Nijal Pearson - Texas State |
| December 23 | Justin Forrest - Appalachian State |
| December 30 | Ike Smith - Georgia Southern |
| January 4 | Kamani Johnson - Little Rock |
| | Michael Ertel - ULM |
| January 13 | Nijal Pearson - Texas State |
| January 20 | Josh Ajayi - South Alabama |
| January 27 | Jalen Johnson - Louisiana |
| February 3 | Markquis Nowell - Little Rock |
| | Justin Forrest - Appalachian State |
| February 10 | Quan Jackson - Georgia Southern |
| February 17 | Nijal Pearson - Texas State |
| February 24 | Kamani Johnson - Little Rock |

2019-20 PRESEASON ALL-CONFERENCE

First Team

| | | | |
|----------------|------------------|---|------|
| Quan Jackson | Georgia Southern | G | rJr. |
| Josh Ajayi | South Alabama | F | rSr. |
| Trhae Mitchell | South Alabama | F | rSr. |
| Brian Warren | UT Arlington | G | Sr. |
| Nijal Pearson | Texas State | G | Sr. |












Second Team

| | | | |
|----------------|-------------------|---|------|
| Justin Forrest | Appalachian State | G | Jr. |
| DeVante Jones | Coastal Carolina | G | So. |
| Ike Smith | Georgia Southern | G | rSr. |
| Kane Williams | Georgia State | G | Jr. |
| Michael Ertel | ULM | G | Jr. |

Third Team

| | | | |
|----------------|-------------------|---|------|
| Isaac Johnson | Appalachian State | F | Sr. |
| Isaiah Crawley | Georgia Southern | F | Sr. |
| Cedric Russell | Louisiana | G | Jr. |
| JD Williams | ULM | G | Sr. |
| Don Coleman | South Alabama | G | rSr. |

SUN BELT CONFERENCE COMPOSITE SCHEDULE

| | A-STATE | LR | APP | CCU | GS | GSU | LA | ULM | USA | TROY | UTA | TXST |
|---|-------------------------------------|----------------------|-------------------------------------|-----------------------|----------------------|----------------------|----------------------|----------------------|----------------------|----------------------|-------------------------------------|-------------------------------------|
|  | --- | 90-87, W 81-78, W | 83-80 ^{OT} , W 71-64, W | 75-80, L 83-77, W | Mar. 3 | 87-90, L | 67-79, L 77-74, W | 59-62, L 66-52, W | 75-59, W 71-75, L | 68-76, L 62-78, L | 73-52, W 77-67, W | 70-67, W 69-64, W |
|  | 87-90, L 78-81, L | --- | 57-73, L 86-93, L | 55-71, L 79-96, L | 73-79, L | Mar. 3 | 66-69, L 69-91, L | 72-73, L 63-79, L | 52-43, W 71-73, L | 76-71, W 63-81, L | 89-92, L 76-65, W | 68-72, L 74-66, W |
|  | 80-83 ^{OT} , L 64-71, L | 73-57, W 93-86, W | --- | 58-78, L 84-77, W | 72-74, L 57-62, L | 69-60, W 76-65, W | 81-73, W | Mar. 3 | 71-81, L 78-70, W | 65-70, L 59-68, L | 66-56, W 50-57, L | 82-57, W 57-60, L |
|  | 80-75, W 77-83, L | 71-55, W 96-79, W | 78-58, W 77-84, L | --- | 70-67, W 79-69, W | 72-74, L 92-80, W | Mar. 3 | 64-93, L | 69-81, L 74-71, W | 77-59, W 60-90, L | 77-82, L 75-89, L | 78-66, W 100-63, W |
|  | Mar. 3 | 79-73, W | 74-72, W 62-57, W | 67-70, L 69-79, L | --- | 82-77, W 70-79, L | 51-71, L 79-86, L | 56-67, L 65-67, L | 74-68, W 79-69, W | 66-82, L 57-86, L | 74-77, L 61-81, L | 64-67, L 70-55, W |
|  | 90-87, W | Mar. 3 | 60-69, L 65-76, L | 74-72, W 80-92, L | 77-82, L 79-70, W | --- | 52-90, L 80-78, W | 62-84, L 69-77, L | 63-72, L 73-76, L | 75-65, W 84-78, W | 77-83, L 70-62, W | 69-81, L 86-76, W |
|  | 79-67, W 74-77, L | 69-66, W 91-69, W | 73-81, L | Mar. 3 | 71-51, W 86-79, W | 90-52, W 78-80, L | --- | 60-81, L 83-77, W | 60-57, W 78-75, W | 62-79, L 77-81, L | 81-65, W 65-66, L | 68-59, W 71-66, W |
|  | 59-75, L 75-71, W | 43-52, L 73-71, W | 81-71, W 70-78, L | 81-69, W 71-74, L | 68-74, L 69-79, L | 72-63, W 76-73, W | 57-60, L 75-78, L | 69-49, W 49-50, L | --- | 66-70, L 63-78, L | 54-66, L | Mar. 3 |
|  | 76-68, W 78-62, W | 71-76, L 81-63, W | 70-65, W 68-59, W | 59-77, L 90-60, W | 82-66, W 86-57, W | 65-75, L 78-84, L | 79-62, W 81-77, W | 79-63, W 74-71, W | 70-66, W 78-63, W | --- | Mar. 3 | 63-71, L |
|  | 52-73, L 67-77, L | 92-89, W 65-76, L | 56-66, L 57-50, W | 82-77, W 89-75, W | 77-74, W 81-61, W | 83-77, W 62-70, L | 65-81, L 66-65, W | 58-78, L 54-68, L | 66-54, W | Mar. 3 | --- | 62-64, L 87-85 ^{OT} , W |
|  | 67-70, L 64-69, L | 72-68, W 66-74, L | 57-82, L 60-57, W | 66-78, L 63-100, L | 67-64, W 76-86, L | 81-69, W 76-86, L | 59-68, L 66-71, L | 63-64, L 51-71, L | Mar. 3 | 71-63, W | 64-62, W 85-87 ^{OT} , L | --- |
| +/- | -3 | +5 | 0 | -1 | +3 | +2 | -2 | -4 | +3 | -4 | -1 | +3 |

BOLD in each cell indicates home game for team in column header. Shading reflects single game against opponent | **Red** indicates road wins
Bottom row equals total of +1/-1 where +1 is gained for road win and -1 when losing at home
APP - Appalachian State; A-State - Arkansas State; CCU - Coastal Carolina; GASO - Georgia Southern; GSU - Georgia State; LR - Little Rock;
ULL - Louisiana; USA - South Alabama; UTA - UT Arlington; TXST - Texas State

ARKANSAS STATE BASKETBALL

STATISTICAL TRENDS

| | 19-20 | Balado Era |
|--------------------------------------|-------|------------|
| At Home | 10-7 | 27-18 |
| On Road | 5-8 | 11-34 |
| When winning opening tipoff | 10-7 | 18-24 |
| When losing opening tipoff | 5-8 | 21-31 |
| When scoring first | 7-7 | 19-23 |
| When scoring second | 8-8 | 18-31 |
| When 3 or more players score 10+ | 6-7 | 16-19 |
| When 4 or more players score 10+ | 8-4 | 19-12 |
| In November | 5-2 | 9-11 |
| In December | 5-1 | 13-8 |
| In January | 5-5 | 10-15 |
| In February | 0-7 | 5-16 |
| In March | - | 2-5 |
| Leading at halftime | 9-1 | 28-8 |
| Trailing at halftime | 6-14 | 10-43 |
| Tied at halftime | - | 1-4 |
| Leading with 5:00 remaining | 10-1 | 30-5 |
| Trailing with 5:00 remaining | 5-14 | 8-49 |
| Tied with 5:00 remaining | - | 1-1 |
| Shooting higher FG% than opp. | 7-3 | 24-8 |
| Shooting lower FG% than opp. | 6-12 | 13-45 |
| Shooting same FG% as opp. | 2-0 | 2-2 |
| Shooting 50% or better | 7-1 | 20-5 |
| Shooting 40-49% | 8-7 | 17-25 |
| Shooting 30-39% | 0-7 | 1-24 |
| Shooting less than 30% | - | 1-1 |
| Shooting higher 3PT% than opp. | 10-4 | 28-14 |
| Shooting lower 3PT% than opp. | 5-11 | 11-40 |
| Shooting same 3PT% than opp. | - | 0-1 |
| Make more 3-pointers than opp. | 5-5 | 18-20 |
| Make fewer 3-pointers than opp. | 6-8 | 15-28 |
| Make same number 3-pointers | 4-2 | 6-7 |
| Shoot higher FT% than opp. | 8-8 | 22-28 |
| Shoot lower FT% than opp. | 7-7 | 17-27 |
| Shoot same FT% as opp. | - | 0-0 |
| Shoot more FT than opp. | 10-7 | 25-17 |
| Shoot fewer FT than opp. | 5-8 | 12-38 |
| Shoot same number FT opp. | - | 1-0 |
| Out-rebound opp. | 8-4 | 24-18 |
| Being out-rebound by opp. | 4-10 | 11-35 |
| Same number of rebounds | 3-1 | 4-2 |
| Record more assists | 9-3 | 24-8 |
| Record fewer assists | 5-9 | 12-43 |
| Record same number assists | 1-3 | 2-4 |
| Commit fewer turnovers than opp. | 12-6 | 22-21 |
| Commit more turnovers than opp. | 1-8 | 12-30 |
| Commit same turnovers as opp. | 2-1 | 5-4 |
| Scoring 85 points or more | 1-1 | 10-4 |
| Scoring 75-84 points | 10-3 | 19-12 |
| Scoring 65-74 points | 3-3 | 8-17 |
| Scoring 64 points or fewer | 1-8 | 2-22 |
| Allowing 85 points or more | 1-1 | 3-16 |
| Allowing 75-84 points | 3-8 | 12-27 |
| Allowing 65-74 points | 6-6 | 13-10 |
| Allowing 64 points or fewer | 5-0 | 11-1 |
| Bench outscored opp. | 10-8 | 23-28 |
| Bench outscored by opp. | 5-7 | 15-26 |
| Bench points equal | - | 0-1 |
| More points in paint than opp. | 9-3 | 23-15 |
| Fewer points in paint than opp. | 5-12 | 15-38 |
| Points in paint equal | 1-0 | 1-2 |
| More second chance points than opp. | 6-6 | 20-24 |
| Fewer second chance points than opp. | 7-7 | 16-28 |
| Second chance points equal | 2-2 | 3-6 |
| More fast break points than opp. | 11-10 | 25-21 |
| Fewer fast break points than opp. | 4-4 | 11-26 |
| Fast break points equal | 0-1 | 3-6 |
| White uniforms | 9-7 | 26-19 |
| Black uniforms | 1-4 | 7-24 |
| Red uniforms | 5-4 | 6-12 |
| Monday | 1-0 | 4-0 |
| Tuesday | 1-0 | 3-4 |
| Wednesday | 3-3 | 3-5 |
| Thursday | 2-4 | 7-15 |
| Friday | 1-1 | 4-6 |
| Saturday | 6-6 | 16-22 |
| Sunday | 1-0 | 2-1 |
| Games Decided By.... | | |
| 0-5 Points or OT | 8-6 | 19-15 |
| 6-10 Points | 0-3 | 5-12 |
| 11-15 Points | 5-1 | 10-13 |
| 16-19 Points | 2-2 | 2-5 |
| 20+ Points | 0-3 | 3-10 |

2019-20 MARGIN OF VICTORY/DEFEAT

| Margin | 1 | 2 | 3 | 4 | 5 | 6 | 7 | 8 | 9 | 10 | 11-14 | 15-19 | 20-24 | 25-29 | 30-34 | 35+ |
|---------|---|---|---|---|---|---|---|---|---|----|-------|-------|-------|-------|-------|-----|
| Victory | - | 1 | 3 | 1 | 2 | - | - | 1 | - | - | 4 | 3 | - | - | - | - |
| Defeat | - | - | 5 | - | 1 | 1 | 1 | - | - | 1 | 1 | 2 | 2 | 1 | - | - |

MARGIN OF VICTORY/DEFEAT SINCE 1991-92 (SUN BELT ERA)

| Margin | 1 | 2 | 3 | 4 | 5 | 6 | 7 | 8 | 9 | 10 | 11-14 | 15-19 | 20-24 | 25-29 | 30-34 | 35+ |
|---------|----|----|----|----|----|----|----|----|----|----|-------|-------|-------|-------|-------|-----|
| Victory | 25 | 30 | 28 | 19 | 24 | 19 | 16 | 24 | 19 | 17 | 73 | 50 | 25 | 25 | 12 | 22 |
| Defeat | 21 | 21 | 37 | 25 | 23 | 31 | 29 | 20 | 21 | 21 | 62 | 57 | 39 | 14 | 11 | 6 |

Most First Half Points

| | | |
|----------|----|-------------------------|
| A-State | 42 | vs FHU 12-28-19 |
| Opponent | 52 | by Georgia St. 1-6-20 |

Most Second Half Points

| | | |
|----------|----|------------------------|
| A-State | 53 | vs Omaha 12-3-19 |
| Opponent | 52 | by Louisiana 2-26-20 |

Fewest First Half Points

| | | |
|----------|----|--------------------------|
| A-State | 13 | at Texas State 2-15-20 |
| Opponent | 22 | by UAM 11-6-19 |

Fewest Second Half Points

| | | |
|----------|----|-----------------------|
| A-State | 24 | at Ole Miss 11-8-19 |
| Opponent | 25 | by Idaho 11-17-19 |

Largest Halftime Lead

| | | |
|----------|----|-----------------------|
| A-State | 12 | at Troy 1-25-20 |
| Opponent | 20 | by Ole Miss 11-8-19 |

Largest Margin of Victory

| | | |
|----------|----|-----------------------|
| A-State | 16 | 2x, at Troy 1-25-20 |
| Opponent | 28 | by Ole Miss 11-8-19 |

PLAYER MILESTONES

| Points Leader | SEA | CAR | 10+ Points | SEA | CAR | 3-Point Plays | SEA | CAR |
|-------------------|-----|-----|-------------------|-----|-----|-------------------|-----|-----|
| Marquis Eaton | 11 | 14 | Marquis Eaton | 19 | 42 | J.J. Matthews | 7 | 13 |
| Caleb Fields | 6 | 6 | Caleb Fields | 17 | 17 | Caleb Fields | 7 | 7 |
| Melo Eggleston | 5 | 5 | Jerry Johnson Jr. | 15 | 15 | Marquis Eaton | 6 | 12 |
| Canberk Kus | 4 | 4 | Canberk Kus | 13 | 18 | Antwon Jackson | 5 | 5 |
| J.J. Matthews | 3 | 3 | J.J. Matthews | 12 | 14 | Canberk Kus | 3 | 3 |
| Jerry Johnson Jr. | 2 | 2 | Melo Eggleston | 10 | 10 | Christian Willis | 2 | 3 |
| | | | Malik Brevard | 6 | 8 | Malik Brevard | 2 | 2 |
| | | | Christian Willis | 5 | 8 | Jerry Johnson Jr. | 2 | 2 |
| | | | Kobe Wilson | - | 1 | Melo Eggleston | 1 | 1 |
| | | | | | | Kobe Wilson | - | 1 |
| Rebounds Leader | SEA | CAR | 20+ Points | SEA | CAR | 4-Point Plays | SEA | CAR |
| Malik Brevard | 13 | 20 | Marquis Eaton | 8 | 11 | Jerry Johnson Jr. | 2 | 2 |
| Melo Eggleston | 6 | 6 | Caleb Fields | 2 | 2 | Marquis Eaton | - | 1 |
| Canberk Kus | 3 | 4 | Jerry Johnson Jr. | 1 | 1 | | | |
| Marquis Eaton | 3 | 3 | | | | | | |
| J.J. Matthews | 2 | 3 | | | | | | |
| Antwon Jackson | 2 | 2 | | | | | | |
| Christian Willis | 1 | 1 | | | | | | |
| Jerry Johnson Jr. | 1 | 1 | | | | | | |
| Assists Leader | SEA | CAR | 10+ Rebounds | SEA | CAR | Triple-Doubles | SEA | CAR |
| Caleb Fields | 14 | 14 | Malik Brevard | 5 | 8 | | - | - |
| Marquis Eaton | 11 | 35 | Canberk Kus | 3 | 3 | | | |
| Christian Willis | 5 | 6 | Melo Eggleston | 2 | 2 | | | |
| Jerry Johnson Jr. | 4 | 4 | J.J. Matthews | 1 | 1 | | | |
| Canberk Kus | 3 | 4 | | | | | | |
| J.J. Matthews | 1 | 2 | | | | | | |
| Melo Eggleston | 1 | 1 | | | | | | |
| Jake Scoggins | - | 1 | | | | | | |
| | | | 15+ Rebounds | SEA | CAR | Double-Doubles | SEA | CAR |
| | | | | - | - | Malik Brevard | 2 | 4 |
| | | | | | | Melo Eggleston | 2 | 2 |
| | | | | | | Canberk Kus | 2 | 2 |
| | | | | | | J.J. Matthews | 1 | 1 |
| | | | 10+ Assists | SEA | CAR | | | |
| | | | | - | - | | | |
| | | | Dunks | SEA | CAR | | | |
| | | | Canberk Kus | 11 | 12 | | | |
| | | | Melo Eggleston | 8 | 8 | | | |
| | | | Malik Brevard | 5 | 14 | | | |
| | | | J.J. Matthews | 4 | 4 | | | |
| | | | Marquis Eaton | - | 2 | | | |

*Leaders include ties

ARKANSAS STATE BASKETBALL

THE LAST TIME

A TEAM SCORED 100+ POINTS IN A GAME

A-State 100 vs Central Baptist (W, 100-57) | 11-14-16
Opponent 114 by Little Rock (W, 116-114 4 OT) | 3-14-14

A TEAM SCORED 50 OR FEWER POINTS IN A GAME

A-State 43 at Ole Miss (L, 43-71) | 11-8-19
Opponent 45 by ULM (W, 76-45) | 1-2-17

A TEAM SCORED 90+ POINTS IN FIRST NATIONAL BANK ARENA

A-State 90 vs Georgia State (W, 90-87) | 1-6-20
Opponent 90 by Louisiana (L, 87-90^{OT}) | 3-9-19

A TEAM SCORED 60 OR FEWER POINTS IN FIRST NATIONAL BANK ARENA

A-State 52 vs ULM (L, 52-66) | 2-19-20
Opponent 56 by VMI (W, 71-56) | 11-14-19

A TEAM SCORED 90 POINTS IN A LOSS

A-State 93 at Jacksonville (L, 93-101) | 1-22-96
Opponent 114 by Little Rock (W, 116-114 4OT) | 3-14-14

A TEAM SCORED 60 OR FEWER POINTS IN A VICTORY

A-State 60 at Army (W, 60-57) | 11-19-16
Opponent 60 by Georgia State (L, 54-60) | 1-19-15

A TEAM HAD 5+ PLAYERS SCORE IN DOUBLE FIGURES

A-State Matthews (18), Eggleston (16), Fields (11), Eaton (11), Johnson Jr. (11)
..... vs Georgia State | 1-6-20
Opponent
..... by Appalachian State | 1-16-20

A TEAM WON A GAME BY 25+ POINTS

A-State 25 vs Harding | 12-29-18
Opponent 28 by Ole Miss | 11-8-19

A TEAM WON A GAME BY 50+ POINTS

A-State 81 vs Central Baptist (W, 120-39) | 12-28-10
Opponent 52 by Saint Louis (L, 38-90) | 1947

A TEAM WON AN OVERTIME GAME

A-State 76-68 vs Troy | 1-11-20
Opponent 80-83 at Appalachian State | 1-16-20

A TEAM WON A 2+ OVERTIME GAME

A-State 75-71 (2OT) | 12-14-18
Opponent 70-73 (OT) by ULM | 3-8-17

A TEAM SHOT 60% FG IN A GAME

A-State 60.0% (27-45) at ULM | 2-16-13
Opponent 60.8% (31-51) by Georgia Southern | 3-2-19

A TEAM SHOT 30% OR WORSE FG IN A GAME

A-State 28.3% (15-53) vs Stephen F. Austin | 11-30-19
Opponent 29.3% (17-58) by Troy | 1-25-20

A TEAM MADE 13+ 3-POINT FG IN A GAME

A-State 13 (13-20) at Colorado State | 11-20-19
Opponent 14 (14-30) by Georgia State | 2-28-19

A TEAM DID NOT MAKE A 3-POINT FG IN A GAME

A-State vs North Texas (0-8) | 2-24-11
Opponent by Florida Atlantic (0-10) | 1-26-13

A TEAM SHOT 60% 3-POINT FG IN A GAME (Min 10 Att)

A-State 65.0% (13-20) at Colorado State | 11-20-19
Opponent 60.0 (9-15) by Texas State | 1-23-16

A TEAM MADE 30+ FREE THROWS IN A GAME

A-State 39 (39-54) vs Coastal Carolina | 2-1-20
Opponent 30 (30-35) by Little Rock | 2-8-20

A TEAM MADE 5 OR FEWER FREE THROWS IN A GAME

A-State 5 (5-8) at Coastal Carolina | 1-25-18
Opponent 4 (4-7) by UT Arlington | 1-2-20

A TEAM ATTEMPTED 40+ FREE THROWS IN A GAME

A-State 54 vs Coastal Carolina | 2-1-20
Opponent 42 by North Dakota State | 11-11-16

A TEAM SHOT 93% OR BETTER FREE THROWS IN A GAME

A-State 100% (23-23) vs Louisiana | 3-9-19
Opponent 93.3% (14-15) by Omaha | 12-13-17

A TEAM SHOT 40% OR WORSE FREE THROWS IN A GAME

A-State 35.3% (6-17) vs UAM | 11-6-19
Opponent 38.5% (5-13) by Georgia Southern | 1-4-18

A TEAM HAD 20+ OFFENSIVE REBOUNDS IN A GAME

A-State 23 vs FAU | 12-14-18
Opponent 23 by FAU | 12-14-18

A TEAM HAD 5 OR FEWER OFFENSIVE REBOUNDS IN A GAME

A-State 5 vs South Alabama | 1-23-20
Opponent 5 by Troy | 1-11-20

A TEAM HAD 30+ DEFENSIVE REBOUNDS IN A GAME

A-State 31 at Appalachian State | 1-16-20
Opponent 31 by Appalachian State | 1-16-20

A TEAM HAD 50+ TOTAL REBOUNDS IN A GAME

A-State 59 vs FAU | 12-14-18
Opponent 61 by FAU | 12-14-18

A TEAM HAD 25 OR FEWER TOTAL REBOUNDS IN A GAME

A-State 21 at Missouri State | 12-11-19
Opponent 24 by UC Davis | 11-15-19

A TEAM OUT-REBOUNDED ITS OPPONENT BY 15+

A-State 20 (46-26) at Louisiana | 1-3-19
Opponent 21 (55-34) by Coastal Carolina | 1-25-18

A TEAM HAD 20+ ASSISTS IN A GAME

A-State 21 vs South Alabama | 1-23-20
Opponent 27 by UT Arlington | 1-2-20

A TEAM HAD 7 OR FEWER ASSISTS IN A GAME

A-State 4 at Missouri State | 12-11-19
Opponent 5 by South Alabama | 1-23-20

A TEAM COMMITTED 20+ TURNOVERS IN A GAME

A-State 20 vs Stephen F. Austin | 11-30-19
Opponent 23 by Troy | 1-11-20

A TEAM COMMITTED 6 OR FEWER TURNOVERS IN A GAME

A-State 6 vs ULM | 3-7-19
Opponent 5 by Appalachian State | 1-16-20

A TEAM HAD 15+ STEALS IN A GAME

A-State 19 vs Troy | 1-11-20
Opponent 15 by Eastern Michigan | 11-16-17

A TEAM DID NOT HAVE A STEAL IN A GAME

A-State vs Appalachian State | 2-4-17
Opponent by Florida Atlantic | 1-26-13

A TEAM HAD 8+ BLOCKS IN A GAME

A-State 8 vs UT Arlington | 2-16-19
Opponent 8 by Louisiana | 3-9-19

A TEAM DID NOT BLOCK A SHOT IN A GAME

A-State at ULM | 3-3-18
Opponent by Appalachian State | 1-30-20

A TEAM COMMITTED 30+ FOULS IN A GAME

A-State 30 at Grand Canyon | 11-16-18
Opponent 33 by Coastal Carolina | 2-1-20

A TEAM COMMITTED 10 OR FEWER FOULS IN A GAME

A-State 8 vs ULM | 12-29-17
Opponent 8 by Toledo | 12-17-13

A TEAM HAD THREE PLAYERS DISQUALIFIED

A-State Brevard, Matthews, Kus, Jackson vs Little Rock | 2-22-20
Opponent 3 players by Coastal Carolina | 2-1-20

A TEAM SCORED 50+ POINTS IN A HALF

A-State 51 at Texas State (2nd H) | 2-15-20
Opponent 52 by Louisiana (2nd H) | 2-26-20

A TEAM HAD 20 OR FEWER POINTS IN A HALF

A-State 13 at Texas State (1st H) | 2-15-20
Opponent 20 by Coastal Carolina (1st H) | 1-25-18

A TEAM SHOT 65% OR BETTER FG IN A HALF

A-State 69.2% (18-26) vs VMI (1st H) | 11-14-19
Opponent 69.6% (16-23) by Georgia Southern (2nd H) | 3-2-19

A TEAM SHOT 20% OR WORSE FG IN A HALF

A-State 19.2% (5-26) at Texas State (1st H) | 2-15-20
Opponent 18.2% (6-33) by Little Rock (2nd H) | 1-25-14

ARKANSAS STATE BASKETBALL

THE LAST TIME

A TEAM MADE 8+ 3-POINTERS IN A HALF

A-State 8 (8-13) vs UT Arlington | 2-16-19
Opponent 8 (8-15) by Georgia State (2nd H) | 2-28-19

A TEAM MADE 19+ FREE THROWS IN A HALF

A-State 22 (22-29) vs Coastal Carolina (2nd H) | 2-1-20
Opponent 19 (19-22) by Texas State (2nd H) | 2-14-19

A TEAM DID NOT MAKE A FREE THROW IN A HALF

A-State at South Alabama (0-2, 1st H) | 1-9-20
Opponent by ULM (0-0, 1st H) | 12-29-17

A TEAM DID NOT ATTEMPT A FREE THROW IN A HALF

A-State vs Omaha (0-0, 1st H) | 12-3-19
Opponent by ULM (0-0, 1st H) | 12-29-17

A PLAYER SCORED 30+ POINTS IN A GAME

A-State 35 by Ty Cockfield vs Louisiana | 3-9-19
Opponent 32 by Kamani Johnson (Little Rock) | 2-22-20

A PLAYER SHOT 100% FG IN A GAME (Min 7 Att.)

A-State 7-7 by Salif Boudie vs Gardner-Webb | 11-25-18
Opponent 7-7 by Vladimir Brodziansky (TCU) | 12-3-16

A PLAYER MADE 7+ 3-POINTERS IN A GAME

A-State 7 (7-9) by Grantham Gillard vs ULM | 3-7-19
Opponent 8 (8-15) by Keishawn Brewton (Coastal Carolina) | 1-18-20

A PLAYER MADE 14+ FREE THROWS IN A GAME

A-State 15 (15-17) by J.J. Matthews vs Coastal Carolina | 2-1-20
Opponent 14 (14-19) by Kamani Johnson (Little Rock) | 2-22-20

A PLAYER HAD 7+ OFFENSIVE REBOUNDS IN A GAME

A-State 8 by Malik Brevard vs Idaho | 11-17-19
Opponent 7 by Tommy Burton (Coastal Carolina) | 1-18-20

A PLAYER HAD 15+ TOTAL REBOUNDS IN A GAME

A-State 15 by Tamas Bruce vs ULM | 1-2-17
Opponent 16 by Kamani Johnson (Little Rock) | 2-22-20

A PLAYER HAD 10+ ASSISTS IN A GAME

A-State 13 by Donte Thomas at Central Arkansas | 12-16-16
Opponent 10 by Josh Hagins (Little Rock) | 3-1-14

A PLAYER HAD 7+ TURNOVERS IN A GAME

A-State 8 by Ty Cockfield at Louisiana | 1-3-19
Opponent 7 by Matthew Butler (UT Martin) | 12-5-17

A PLAYER HAD 6+ STEALS

A-State 7 by Malik Brevard vs Troy | 1-11-20
Opponent 6 by Georgi Boyanov (South Alabama) | 2-4-16

A PLAYER PLAYED ALL 40 MINUTES IN REGULATION

A-State Marquis Eaton vs Little Rock | 2-22-20
Opponent Markquis Nowell (Little Rock) | 2-2-19

2019-20 RESULTS

| Date | OPPONENT | W/L | SCORE | Record (Sun Belt) | High Points | High Rebounds | High Assists | High Blocks | High Steals | Attendance |
|---------|-----------------------|-----|---------------------|-------------------|------------------|-----------------|------------------|-------------------|-------------------|------------|
| Nov. 6 | Arkansas-Monticello | W | 65-49 | 1-0 | Kus - 17 | Matthews - 10 | Kus - 4 | Two Players - 1 | Kus - 4 | 1,397 |
| Nov. 8 | at Ole Miss | L | 43-71 | 1-1 | Two Players - 10 | Eaton - 6 | Eaton - 5 | Brevard - 2 | Kus - 4 | 8,009 |
| Nov. 14 | VMI | W | 71-56 | 2-1 | Kus - 18 | Brevard - 10 | Kus - 5 | Two Players - 1 | Two Players - 2 | 1,104 |
| Nov. 15 | UC Davis | W | 80-67 | 3-1 | Matthews - 18 | Brevard - 11 | Two Players - 4 | Two Players - 1 | Eaton - 3 | 1,176 |
| Nov. 17 | Idaho | W | 82-68 | 4-1 | Eaton - 22 | Brevard - 14 | Matthews - 7 | Kus - 3 | Four Players - 1 | 987 |
| Nov. 20 | at Colorado State | W | 80-78 | 5-1 | Fields - 22 | Willis - 6 | Two Players - 4 | Three Players - 1 | Two Players - 2 | 2,306 |
| Nov. 30 | Stephen F. Austin | L | 57-76 | 5-2 | Fields - 18 | Kus - 8 | Fields - 6 | Kus - 2 | Willis - 3 | 1,606 |
| Dec. 3 | Omaha | W | 78-75 | 6-2 | Johnson - 22 | Two Players - 7 | Fields - 6 | Matthews - 2 | Willis - 3 | 1,126 |
| Dec. 7 | at Tulsa | W | 66-63 | 7-2 | Johnson - 16 | Eaton - 6 | Fields - 3 | Kus - 1 | Kus - 2 | 3,074 |
| Dec. 11 | at Missouri State | L | 53-75 | 7-3 | Kus - 16 | Brevard - 5 | Four Players - 1 | Matthews - 1 | Eaton - 3 | 3,891 |
| Dec. 18 | Louisiana* | W | 79-67 | 8-3 (1-0) | Eaton - 24 | Eaton - 9 | Two Players - 4 | Kus - 4 | Fields - 2 | 1,177 |
| Dec. 21 | at ULM* | W | 62-59 | 9-3 (2-0) | Eggleston - 14 | Eggleston - 8 | Willis - 3 | Matthews - 2 | Eaton - 4 | 2,021 |
| Dec. 28 | Freed-Hardeman | W | 84-73 | 10-3 | Fields - 15 | Brevard - 10 | Eaton - 4 | Eggleston - 2 | Kus - 4 | 1,173 |
| Jan. 2 | UT Arlington* | L | 52-73 | 10-4 (2-1) | Eggleston - 10 | Two Players - 7 | Willis - 3 | Four Players - 1 | Two Players - 2 | 1,276 |
| Jan. 4 | Texas State* | L | 67-70 | 10-5 (2-2) | Eggleston - 15 | Brevard - 8 | Fields - 3 | Kus - 2 | Two Players - 2 | 1,275 |
| Jan. 6 | Georgia State* | W | 90-87 | 11-5 (3-2) | Matthews - 18 | Eggleston - 10 | Fields - 8 | Matthews - 2 | Three Players - 2 | 1,105 |
| Jan. 9 | at South Alabama* | L | 59-75 | 11-6 (3-3) | Eaton - 20 | Brevard - 8 | Fields - 5 | Three Players - 1 | Fields - 2 | 1,392 |
| Jan. 11 | Troy* | W | 76-68 ^{OT} | 12-6 (4-3) | Eaton - 24 | Eggleston - 10 | Two Players - 5 | Kus - 1 | Brevard - 7 | 1,377 |
| Jan. 16 | at Appalachian State* | L | 80-83 ^{OT} | 12-7 (4-4) | Eggleston - 17 | Brevard - 13 | Two Players - 3 | Two Players - 1 | Three Players - 1 | 1,566 |
| Jan. 18 | at Coastal Carolina* | W | 80-75 | 13-7 (5-4) | Eaton - 20 | Eggleston - 8 | Eaton - 4 | Four Players - 1 | Four Players - 1 | 1,313 |
| Jan. 23 | South Alabama* | W | 75-71 | 14-7 (6-4) | Eaton - 19 | Eggleston - 9 | Willis - 6 | Eggleston - 2 | Two Players - 1 | 3,119 |
| Jan. 25 | at Troy* | W | 78-62 | 15-7 (7-4) | Eggleston - 15 | Kus - 10 | Eggleston - 4 | Kus - 2 | Willis - 2 | 2,538 |
| Jan. 30 | Appalachian State* | L | 64-71 | 15-8 (7-5) | Fields - 14 | Brevard - 7 | Fields - 7 | Brevard - 1 | Three Players - 2 | 1,971 |
| Feb. 1 | Coastal Carolina* | L | 77-83 | 15-9 (7-6) | Fields - 21 | Brevard - 8 | Eaton - 3 | Eggleston - 1 | Two Players - 2 | 1,697 |
| Feb. 8 | at Little Rock* | L | 87-90 | 15-10 (7-7) | Eaton - 25 | Matthews - 8 | Eaton - 5 | Three Players - 1 | Two Players - 1 | 3,522 |
| Feb. 13 | at UT Arlington* | L | 67-77 | 15-11 (7-8) | Johnson Jr. - 17 | Eggleston - 5 | Eaton - 5 | Matthews - 2 | Johnson Jr. - 3 | 1,499 |
| Feb. 15 | at Texas State* | L | 64-69 | 15-12 (7-9) | Fields - 19 | Johnson Jr. - 6 | Johnson Jr. - 4 | Kus - 1 | Eaton - 2 | 1,706 |
| Feb. 19 | ULM* | L | 52-66 | 15-13 (7-10) | Eaton - 17 | Jackson - 8 | Fields - 6 | Kus - 1 | Eaton - 2 | 1,227 |
| Feb. 22 | Little Rock* | L | 78-81 | 15-14 (7-11) | Eaton - 27 | Brevard - 8 | Two Players - 5 | Matthews - 1 | Eaton - 3 | 2,815 |
| Feb. 26 | at Louisiana* | L | 74-77 | 15-15 (7-12) | Eaton - 28 | Kus - 10 | Eaton - 3 | Two Players - 1 | Six Players - 1 | 3,651 |
| March 3 | at Georgia Southern* | | | | | | | | | |

ARKANSAS STATE BASKETBALL

GAME-BY-GAME STATISTICS

| OPPONENT | W/L | FG-FGA | PCT | 3FG-FGA | PCT | FT-FTA | .PCT | OR | DR | TOT | PF | AST | TO | BLK | STL | 1H | 2H | OT | PTS |
|----------------------|-----|--------|------|---------|------|--------|------|----|----|-----|----|-----|----|-----|-----|----|----|----|-----|
| A-State | W | 27-58 | .466 | 5-19 | .263 | 6-17 | .353 | 10 | 24 | 34 | 15 | 20 | 12 | 2 | 9 | 28 | 37 | - | 65 |
| Arkansas-Monticello | | 17-53 | .321 | 9-26 | .346 | 6-8 | .750 | 13 | 28 | 41 | 23 | 11 | 22 | 1 | 3 | 22 | 27 | - | 49 |
| A-State | L | 15-46 | .326 | 6-19 | .316 | 7-12 | .583 | 6 | 22 | 28 | 19 | 12 | 23 | 2 | 11 | 19 | 24 | - | 43 |
| at Ole Miss | | 25-56 | .446 | 8-26 | .308 | 13-20 | .650 | 11 | 29 | 40 | 20 | 16 | 15 | 3 | 14 | 39 | 32 | - | 71 |
| A-State | W | 29-50 | .580 | 3-9 | .333 | 10-14 | .714 | 5 | 28 | 33 | 15 | 21 | 13 | 2 | 6 | 40 | 31 | - | 71 |
| VMI | | 19-48 | .396 | 7-24 | .292 | 11-21 | .524 | 7 | 18 | 25 | 16 | 10 | 13 | 0 | 8 | 29 | 27 | - | 56 |
| A-State | W | 28-58 | .483 | 6-16 | .375 | 18-22 | .818 | 13 | 20 | 33 | 16 | 18 | 16 | 2 | 12 | 41 | 39 | - | 80 |
| UC Davis | | 25-49 | .510 | 6-20 | .300 | 11-14 | .786 | 6 | 18 | 24 | 18 | 13 | 23 | 0 | 5 | 31 | 36 | - | 67 |
| A-State | W | 31-59 | .525 | 4-12 | .333 | 16-23 | .696 | 12 | 27 | 39 | 17 | 22 | 7 | 5 | 4 | 35 | 47 | - | 82 |
| Idaho | | 27-54 | .500 | 4-16 | .250 | 10-17 | .588 | 6 | 22 | 28 | 21 | 21 | 8 | 3 | 5 | 43 | 25 | - | 68 |
| A-State | W | 27-54 | .500 | 13-20 | .650 | 13-19 | .684 | 8 | 21 | 29 | 26 | 14 | 10 | 3 | 7 | 33 | 47 | - | 80 |
| at Colorado State | | 28-57 | .491 | 5-19 | .263 | 17-24 | .708 | 9 | 20 | 29 | 16 | 21 | 10 | 6 | 4 | 39 | 39 | - | 78 |
| A-State | L | 15-53 | .283 | 4-17 | .235 | 23-35 | .657 | 11 | 28 | 39 | 22 | 9 | 20 | 4 | 5 | 27 | 30 | - | 57 |
| Stephen F. Austin | | 29-58 | .500 | 5-13 | .385 | 13-22 | .591 | 7 | 35 | 42 | 26 | 12 | 17 | 1 | 11 | 30 | 46 | - | 76 |
| A-State | W | 25-55 | .455 | 6-17 | .353 | 22-26 | .846 | 8 | 21 | 29 | 19 | 17 | 12 | 3 | 9 | 25 | 53 | - | 78 |
| Omaha | | 26-55 | .473 | 5-11 | .455 | 16-21 | .762 | 11 | 23 | 34 | 23 | 16 | 17 | 0 | 7 | 32 | 41 | - | 73 |
| A-State | W | 23-45 | .511 | 6-14 | .429 | 14-17 | .824 | 5 | 17 | 22 | 16 | 10 | 10 | 1 | 5 | 35 | 31 | - | 66 |
| at Tulsa | | 24-47 | .511 | 7-15 | .467 | 8-11 | .727 | 8 | 20 | 28 | 14 | 12 | 13 | 1 | 4 | 30 | 33 | - | 63 |
| A-State | L | 18-48 | .375 | 3-11 | .273 | 14-16 | .875 | 8 | 13 | 21 | 18 | 4 | 16 | 1 | 6 | 16 | 37 | - | 53 |
| at Missouri State | | 25-44 | .568 | 6-14 | .429 | 19-23 | .826 | 6 | 22 | 28 | 16 | 11 | 14 | 4 | 8 | 34 | 41 | - | 75 |
| A-State | W | 24-48 | .500 | 4-14 | .286 | 27-41 | .659 | 8 | 29 | 37 | 28 | 16 | 13 | 5 | 6 | 37 | 42 | - | 79 |
| Louisiana | | 21-56 | .375 | 4-16 | .250 | 21-30 | .700 | 13 | 23 | 36 | 30 | 6 | 14 | 2 | 6 | 35 | 32 | - | 67 |
| A-State | W | 23-52 | .442 | 4-13 | .308 | 12-15 | .800 | 9 | 20 | 29 | 19 | 10 | 11 | 3 | 8 | 23 | 39 | - | 62 |
| at ULM | | 21-45 | .467 | 2-10 | .200 | 15-21 | .714 | 5 | 23 | 28 | 14 | 12 | 15 | 4 | 5 | 29 | 30 | - | 59 |
| A-State | W | 31-66 | .470 | 4-13 | .308 | 18-30 | .600 | 12 | 29 | 41 | 17 | 17 | 10 | 5 | 9 | 42 | 42 | - | 84 |
| Freed-Hardeman | | 26-60 | .433 | 12-25 | .480 | 9-14 | .643 | 6 | 32 | 38 | 24 | 18 | 16 | 2 | 4 | 32 | 41 | - | 73 |
| A-State | L | 16-56 | .286 | 2-9 | .222 | 18-28 | .643 | 11 | 22 | 33 | 13 | 13 | 7 | 4 | 5 | 24 | 28 | - | 52 |
| UT Arlington | | 31-59 | .525 | 7-19 | .368 | 4-7 | .571 | 8 | 34 | 42 | 21 | 27 | 13 | 1 | 3 | 37 | 36 | - | 73 |
| A-State | L | 17-48 | .354 | 3-12 | .250 | 30-41 | .732 | 10 | 24 | 34 | 28 | 12 | 15 | 4 | 7 | 34 | 33 | - | 67 |
| Texas State | | 19-45 | .422 | 3-8 | .375 | 29-36 | .806 | 7 | 27 | 34 | 28 | 12 | 16 | 1 | 6 | 41 | 29 | - | 70 |
| A-State | W | 25-52 | .481 | 6-17 | .353 | 34-42 | .810 | 12 | 20 | 32 | 15 | 16 | 9 | 4 | 8 | 41 | 49 | - | 90 |
| Georgia State | | 32-62 | .516 | 9-23 | .391 | 14-17 | .824 | 11 | 21 | 32 | 29 | 16 | 12 | 0 | 4 | 52 | 35 | - | 87 |
| A-State | L | 21-46 | .457 | 7-19 | .368 | 10-13 | .769 | 10 | 17 | 27 | 25 | 10 | 18 | 3 | 5 | 24 | 35 | - | 59 |
| at South Alabama | | 23-48 | .479 | 4-7 | .571 | 25-35 | .714 | 13 | 17 | 30 | 17 | 11 | 10 | 1 | 12 | 38 | 37 | - | 75 |
| A-State | W | 22-53 | .415 | 7-21 | .333 | 25-38 | .658 | 11 | 27 | 38 | 17 | 15 | 18 | 1 | 19 | 28 | 33 | 15 | 76 |
| Troy | | 25-55 | .455 | 9-30 | .300 | 9-11 | .818 | 5 | 27 | 32 | 25 | 10 | 23 | 1 | 6 | 26 | 35 | 7 | 68 |
| A-State | L | 28-66 | .424 | 8-24 | .333 | 16-30 | .533 | 15 | 31 | 46 | 26 | 14 | 7 | 2 | 3 | 38 | 34 | 8 | 80 |
| at Appalachian State | | 24-58 | .414 | 6-24 | .250 | 29-36 | .806 | 7 | 31 | 38 | 21 | 11 | 5 | 2 | 2 | 39 | 33 | 11 | 83 |
| A-State | W | 21-52 | .404 | 10-24 | .417 | 28-39 | .718 | 15 | 22 | 37 | 21 | 9 | 15 | 4 | 4 | 38 | 42 | - | 80 |
| at Coastal Carolina | | 25-59 | .424 | 10-31 | .323 | 15-21 | .714 | 15 | 22 | 37 | 29 | 13 | 20 | 2 | 9 | 40 | 35 | - | 75 |
| A-State | W | 22-44 | .500 | 10-25 | .400 | 21-26 | .808 | 5 | 24 | 29 | 26 | 21 | 15 | 4 | 2 | 31 | 44 | - | 75 |
| South Alabama | | 22-44 | .500 | 3-8 | .375 | 24-38 | .632 | 8 | 20 | 28 | 18 | 5 | 9 | 2 | 8 | 27 | 44 | - | 71 |
| A-State | W | 27-52 | .519 | 7-15 | .467 | 17-27 | .630 | 9 | 28 | 37 | 29 | 18 | 9 | 4 | 4 | 37 | 41 | - | 78 |
| at Troy | | 17-58 | .293 | 6-24 | .250 | 22-30 | .733 | 16 | 22 | 38 | 22 | 10 | 11 | 4 | 5 | 25 | 37 | - | 62 |
| A-State | L | 20-50 | .400 | 8-21 | .381 | 16-19 | .842 | 8 | 19 | 27 | 21 | 16 | 11 | 1 | 6 | 29 | 35 | - | 64 |
| Appalachian State | | 24-48 | .500 | 8-17 | .471 | 15-23 | .652 | 10 | 23 | 33 | 14 | 13 | 13 | 0 | 3 | 32 | 39 | - | 71 |
| A-State | L | 18-44 | .409 | 2-16 | .125 | 39-54 | .722 | 7 | 20 | 27 | 24 | 13 | 10 | 1 | 6 | 33 | 44 | - | 77 |
| Coastal Carolina | | 28-54 | .519 | 9-24 | .375 | 18-23 | .783 | 8 | 24 | 32 | 33 | 17 | 16 | 1 | 3 | 41 | 42 | - | 83 |
| A-State | L | 29-56 | .518 | 11-22 | .500 | 18-24 | .750 | 8 | 24 | 32 | 25 | 14 | 9 | 3 | 2 | 36 | 51 | - | 87 |
| at Little Rock | | 25-58 | .431 | 10-23 | .435 | 30-35 | .857 | 13 | 23 | 36 | 17 | 15 | 9 | 4 | 5 | 47 | 43 | - | 90 |
| A-State | L | 23-54 | .426 | 6-20 | .300 | 15-25 | .600 | 8 | 19 | 27 | 23 | 13 | 14 | 3 | 11 | 28 | 39 | - | 67 |
| at UT Arlington | | 26-53 | .491 | 7-15 | .467 | 18-27 | .667 | 11 | 29 | 40 | 17 | 18 | 17 | 3 | 5 | 39 | 38 | - | 77 |
| A-State | L | 20-55 | .364 | 7-16 | .438 | 17-20 | .850 | 10 | 20 | 30 | 17 | 13 | 15 | 1 | 6 | 13 | 51 | - | 64 |
| at Texas State | | 26-61 | .426 | 2-15 | .133 | 15-18 | .833 | 15 | 25 | 40 | 19 | 13 | 13 | 4 | 6 | 31 | 38 | - | 69 |
| A-State | L | 20-54 | .370 | 2-12 | .167 | 10-15 | .667 | 13 | 22 | 35 | 13 | 12 | 16 | 1 | 4 | 26 | 26 | - | 52 |
| ULM | | 26-54 | .481 | 8-23 | .348 | 6-10 | .600 | 7 | 23 | 30 | 15 | 12 | 12 | 2 | 6 | 41 | 25 | - | 66 |
| A-State | L | 28-69 | .406 | 6-23 | .261 | 16-23 | .696 | 17 | 22 | 39 | 29 | 15 | 9 | 1 | 6 | 35 | 43 | - | 78 |
| Little Rock | | 25-50 | .500 | 4-13 | .308 | 27-37 | .730 | 8 | 28 | 36 | 23 | 14 | 10 | 4 | 5 | 37 | 44 | - | 81 |
| A-State | L | 26-53 | .491 | 3-15 | .200 | 19-21 | .905 | 11 | 25 | 36 | 18 | 8 | 19 | 2 | 6 | 37 | 37 | - | 74 |
| at Louisiana | | 27-64 | .422 | 8-29 | .276 | 15-19 | .789 | 10 | 17 | 27 | 20 | 12 | 11 | 3 | 9 | 25 | 52 | - | 77 |

A-State
at Georgia Southern

ARKANSAS STATE BASKETBALL

POINTS-REBOUNDS-ASSISTS

| OPPONENT | 0 - Fields | 1 - Johnson | 2 - Wilson | 3 - Brevard | 4 - Matthews | 5 - Willis | 10 - Farrington | 11 - Eggleston | 12 - Kus | 13 - Brown | 15 - Scoggins | 21 - Felts | 23 - Eaton | 32 - Jackson |
|----------------------|---------------|---------------|------------|----------------|----------------|---------------|-----------------|----------------|----------------|------------|---------------|------------|---------------|--------------|
| Arkansas-Monticello | 3-1-2 | 0-0-0 | 5-2-2 | 4-4-1 | 10-10-3 | 10-4-3 | 0-0-0 | -- | 17-7-4 | CD | CD | CD | 11-4-3 | 5-2-2 |
| at Ole Miss | INJ | 5-1-3 | 8-2-1 | 2-4-0 | 10-2-0 | 3-1-1 | CD | -- | 10-2-2 | CD | CD | CD | 4-6-5 | 1-2-0 |
| VMI | 8-4-3 | 5-3-1 | 0-0-0 | 17-10-1 | 5-2-3 | 8-2-3 | CD | -- | 18-9-5 | CD | CD | CD | 8-1-4 | 2-2-1 |
| UC Davis | 17-1-3 | 0-0-1 | 2-0-0 | 8-11-1 | 18-3-2 | 9-1-4 | CD | -- | 16-9-4 | CD | 0-0-0 | CD | 8-3-3 | 3-4-0 |
| Idaho | 13-3-3 | CD | 0-0-1 | 10-14-4 | 19-5-7 | 4-2-1 | CD | -- | 13-12-2 | CD | CD | CD | 22-3-4 | 3-0-0 |
| at Colorado State | 22-5-4 | 15-0-4 | 0-0-0 | 2-4-1 | 0-4-2 | 13-6-2 | CD | -- | 8-0-0 | CD | 0-0-0 | CD | 18-4-1 | 2-1-0 |
| Stephen F. Austin | 18-7-6 | 10-4-0 | 0-0-0 | 2-5-0 | 6-7-1 | 2-0-1 | CD | -- | 16-8-0 | CD | CD | CD | 1-6-1 | 2-2-0 |
| Omaha | 16-3-6 | 22-4-2 | CD | 8-7-0 | 9-5-3 | 3-0-2 | CD | -- | 10-3-1 | CD | CD | CD | 2-0-2 | 8-7-1 |
| at Tulsa | 8-0-3 | 16-1-1 | 0-1-0 | 7-3-0 | 10-2-0 | 2-2-1 | CD | -- | 6-2-1 | CD | CD | CD | 15-6-2 | 2-2-2 |
| at Missouri State | 2-3-1 | 13-2-1 | CD | 0-5-0 | 15-2-0 | 4-1-1 | CD | -- | 16-2-0 | CD | CD | CD | 3-3-1 | 0-2-0 |
| Louisiana | 18-4-4 | 11-1-3 | 0-1-0 | 4-3-1 | 8-3-1 | 4-0-1 | CD | 0-1-0 | 6-7-1 | CD | CD | CD | 24-9-4 | 4-8-1 |
| at ULM | 7-3-3 | 13-3-0 | CD | 2-1-0 | 9-6-0 | 0-1-3 | CD | 14-8-1 | 13-4-2 | CD | CD | CD | 4-3-1 | 0-0-0 |
| Freed-Hardeman | 15-5-2 | 2-2-2 | 4-0-0 | 9-10-0 | 10-4-0 | 9-1-3 | CD | 12-4-3 | 12-5-3 | CD | 2-1-0 | CD | 7-3-4 | 2-6-0 |
| UT Arlington | 7-2-2 | 0-0-1 | 0-0-0 | 6-7-1 | 4-3-0 | 5-3-3 | CD | 10-7-1 | 6-3-2 | CD | CD | CD | 8-3-2 | 6-5-1 |
| Texas State | 13-5-3 | 8-4-1 | CD | 3-8-0 | 2-5-2 | 0-0-0 | CD | 15-3-1 | 12-4-3 | CD | CD | CD | 10-3-2 | 4-2-0 |
| Georgia State | 11-5-8 | 11-2-2 | CD | 8-4-0 | 18-7-1 | 9-1-1 | CD | 16-10-0 | 6-1-2 | CD | CD | CD | 11-1-2 | 0-1-0 |
| at South Alabama | 3-1-5 | 5-0-1 | CD | 2-8-0 | 11-7-2 | 5-0-0 | CD | 4-2-2 | 9-5-0 | CD | CD | CD | 20-2-1 | 0-1-1 |
| Troy | 17-5-5 | 3-2-2 | CD | 4-10-1 | 4-2-0 | 2-0-0 | CD | 12-10-1 | 10-6-1 | CD | CD | CD | 24-2-5 | 0-0-0 |
| at Appalachian State | 11-2-3 | 13-2-0 | CD | 9-13-1 | 0-3-1 | 6-1-1 | CD | 17-7-2 | 8-6-1 | CD | CD | CD | 13-8-3 | 3-2-2 |
| at Coastal Carolina | 3-1-1 | 17-4-0 | CD | 2-2-0 | 3-6-0 | 13-2-0 | CD | 13-8-2 | 4-7-2 | CD | 0-0-0 | CD | 20-2-4 | 5-2-0 |
| South Alabama | 3-0-1 | 10-0-5 | CD | 8-6-0 | 6-1-4 | 17-3-6 | CD | 3-9-1 | 5-4-0 | CD | CD | CD | 19-4-4 | 4-2-0 |
| at Troy | 8-2-3 | 12-2-3 | 2-0-0 | 4-0-0 | 11-2-2 | 11-3-0 | CD | 15-9-4 | 8-10-1 | CD | 2-0-0 | CD | 5-2-3 | 0-2-2 |
| Appalachian State | 14-2-7 | 10-4-3 | CD | 10-7-2 | 6-4-1 | 4-1-0 | CD | 7-1-1 | 9-4-0 | CD | INJ | CD | 4-1-2 | 0-3-0 |
| Coastal Carolina | 21-3-2 | 2-4-1 | CD | 14-8-2 | 19-5-2 | 3-0-2 | CD | 3-3-1 | 0-1-0 | CD | INJ | CD | 15-2-3 | 0-1-0 |
| at Little Rock | 15-3-2 | 8-3-3 | CD | 10-6-1 | 11-8-0 | 2-0-0 | CD | 2-3-1 | 9-4-0 | CD | INJ | CD | 25-1-5 | 5-2-2 |
| at UT Arlington | 5-3-2 | 17-3-0 | CD | 2-2-1 | 6-4-1 | 3-1-0 | CD | 13-5-2 | 0-0-2 | CD | INJ | CD | 16-1-5 | 5-4-0 |
| at Texas State | 19-2-3 | 14-6-4 | CD | 2-3-1 | 4-5-0 | 3-2-0 | CD | 0-0-0 | 4-4-1 | CD | INJ | CD | 12-3-3 | 6-3-1 |
| ULM | 6-1-6 | 0-0-1 | 0-1-0 | 5-6-1 | 6-5-1 | 0-1-0 | CD | 5-4-0 | 4-6-0 | CD | INJ | CD | 17-3-2 | 9-8-1 |
| Little Rock | 11-4-5 | 9-6-5 | CD | 10-8-0 | 4-4-0 | 4-0-0 | CD | 0-3-0 | 8-4-0 | CD | INJ | CD | 27-5-3 | 5-5-2 |
| at Louisiana | 11-7-2 | 0-2-0 | CD | 2-3-0 | 8-5-0 | 2-0-1 | CD | 6-5-0 | 12-10-1 | CD | CD | CD | 28-1-3 | 5-0-1 |

at Georgia Southern

Bold - Start | CD -Coach's Decision | INJ - Injury

STARTING LINEUP

| OPPONENT | G | G | G/F | G/F | F | Record |
|----------------------|--------|-------------|-----------|---------|----------|--------|
| Arkansas-Monticello | Fields | Eaton | Kus | Brevard | Matthews | 1-0 |
| at Ole Miss | Eaton | Willis | Kus | Brevard | Matthews | 0-1 |
| VMI | Eaton | Willis | Kus | Brevard | Matthews | 1-1 |
| UC Davis | Eaton | Willis | Kus | Brevard | Matthews | 2-1 |
| Idaho | Eaton | Willis | Kus | Brevard | Matthews | 3-1 |
| at Colorado State | Eaton | Willis | Kus | Brevard | Matthews | 4-1 |
| Stephen F. Austin | Fields | Eaton | Willis | Kus | Matthews | 0-1 |
| Omaha | Eaton | Willis | Kus | Brevard | Matthews | 5-1 |
| at Tulsa | Fields | Willis | Kus | Brevard | Matthews | 1-0 |
| at Missouri State | Fields | Willis | Kus | Brevard | Matthews | 1-1 |
| Louisiana | Eaton | Johnson Jr. | Willis | Kus | Matthews | 1-0 |
| at ULM | Eaton | Willis | Kus | Brevard | Matthews | 6-1 |
| Freed-Hardeman | Eaton | Willis | Kus | Brevard | Matthews | 7-1 |
| UT Arlington | Eaton | Willis | Kus | Brevard | Matthews | 7-2 |
| Texas State | Fields | Eaton | Willis | Brevard | Matthews | 0-1 |
| Georgia State | Fields | Eaton | Eggleston | Kus | Matthews | 1-0 |
| at South Alabama | Fields | Eaton | Eggleston | Kus | Matthews | 1-1 |
| Troy | Fields | Eaton | Eggleston | Kus | Matthews | 2-1 |
| at Appalachian State | Fields | Eaton | Eggleston | Kus | Matthews | 2-2 |
| at Coastal Carolina | Fields | Eaton | Eggleston | Kus | Matthews | 3-2 |
| South Alabama | Fields | Eaton | Eggleston | Brevard | Matthews | 1-0 |
| at Troy | Fields | Eaton | Eggleston | Kus | Matthews | 4-2 |
| Appalachian State | Fields | Eaton | Eggleston | Brevard | Matthews | 1-1 |
| Coastal Carolina | Fields | Eaton | Kus | Brevard | Matthews | 1-1 |
| at Little Rock | Fields | Eaton | Eggleston | Brevard | Matthews | 1-2 |
| at UT Arlington | Fields | Eaton | Kus | Brevard | Matthews | 1-2 |
| at Texas State | Fields | Eaton | Willis | Brevard | Jackson | 0-1 |
| ULM | Fields | Eaton | Eggleston | Kus | Matthews | 4-3 |
| Little Rock | Eaton | Johnson Jr. | Kus | Brevard | Matthews | 0-1 |
| at Louisiana | Fields | Eaton | Kus | Brevard | Matthews | 1-3 |

at Georgia Southern

SPECIALTY STATS

| OPPONENT | PAINT | OFF TURNOVER | 2ND CHANCE | FAST BREAK | BENCH POINTS |
|----------------------|---------|--------------|------------|------------|--------------|
| Arkansas-Monticello | 38 / 10 | 30 / 15 | 5 / 4 | 11 / 2 | 20 / 8 |
| at Ole Miss | 14 / 30 | 13 / 21 | 0 / 12 | 3 / 8 | 14 / 16 |
| VMI | 48 / 22 | 16 / 11 | 4 / 9 | 6 / 0 | 15 / 18 |
| UC Davis | 40 / 34 | 24 / 8 | 16 / 5 | 9 / 0 | 22 / 10 |
| Idaho | 46 / 32 | 10 / 8 | 10 / 5 | 6 / 3 | 16 / 15 |
| at Colorado State | 22 / 44 | 17 / 17 | 14 / 3 | 9 / 21 | 39 / 24 |
| Stephen F. Austin | 20 / 48 | 9 / 18 | 8 / 8 | 15 / 12 | 14 / 28 |
| Omaha | 36 / 34 | 17 / 17 | 10 / 10 | 14 / 4 | 46 / 24 |
| at Tulsa | 22 / 30 | 20 / 9 | 4 / 9 | 9 / 2 | 33 / 16 |
| at Missouri State | 24 / 30 | 12 / 23 | 7 / 7 | 0 / 4 | 16 / 24 |
| Louisiana | 34 / 32 | 21 / 16 | 8 / 13 | 12 / 2 | 26 / 12 |
| at ULM | 32 / 22 | 13 / 9 | 6 / 6 | 18 / 6 | 34 / 11 |
| Freed-Hardeman | 40 / 20 | 15 / 5 | 12 / 2 | 28 / 9 | 37 / 27 |
| UT Arlington | 24 / 32 | 6 / 10 | 11 / 7 | 8 / 2 | 23 / 34 |
| Texas State | 20 / 22 | 10 / 9 | 10 / 7 | 13 / 6 | 39 / 22 |
| Georgia State | 36 / 36 | 10 / 14 | 11 / 14 | 8 / 13 | 28 / 34 |
| at South Alabama | 22 / 32 | 4 / 23 | 15 / 18 | 2 / 8 | 12 / 6 |
| Troy | 22 / 26 | 30 / 11 | 9 / 4 | 30 / 7 | 9 / 21 |
| at Appalachian State | 32 / 34 | 8 / 12 | 16 / 12 | 9 / 9 | 31 / 20 |
| at Coastal Carolina | 16 / 28 | 21 / 23 | 13 / 19 | 11 / 30 | 37 / 15 |
| South Alabama | 24 / 30 | 7 / 13 | 4 / 8 | 5 / 13 | 36 / 11 |
| at Troy | 36 / 22 | 18 / 7 | 7 / 13 | 15 / 2 | 31 / 42 |
| Appalachian State | 20 / 28 | 16 / 13 | 9 / 14 | 9 / 6 | 23 / 7 |
| Coastal Carolina | 28 / 32 | 22 / 10 | 7 / 6 | 20 / 5 | 8 / 32 |
| at Little Rock | 30 / 28 | 11 / 10 | 6 / 14 | 13 / 17 | 24 / 33 |
| at UT Arlington | 26 / 30 | 19 / 25 | 9 / 17 | 21 / 8 | 38 / 22 |
| at Texas State | 26 / 32 | 9 / 14 | 10 / 12 | 15 / 4 | 22 / 13 |
| ULM | 30 / 18 | 8 / 19 | 11 / 9 | 8 / 2 | 14 / 4 |
| Little Rock | 40 / 38 | 14 / 12 | 20 / 9 | 11 / 7 | 20 / 10 |
| at Louisiana | 32 / 34 | 14 / 17 | 11 / 15 | 16 / 11 | 13 / 8 |

at Georgia Southern

Totals -10 +25 -8 +131 +176

FREE-THROW PROFICIENCY

One-And-One (first free throw of one-and-one)

| # | Player | FT-FTA | PCT |
|----|--------------------|--------------|-------------|
| 0 | Caleb Fields | 7-8 | .875 |
| 1 | Jerry Johnson Jr. | 4-4 | 1.000 |
| 2 | Kobe Wilson | - | --- |
| 3 | Malik Brevard | 2-4 | .500 |
| 4 | J.J. Matthews | 7-10 | .700 |
| 5 | Christian Willis | 1-1 | 1.000 |
| 10 | Malcolm Farrington | - | --- |
| 11 | Melo Eggleston | 3-6 | .500 |
| 12 | Canberk Kus | 3-4 | .750 |
| 13 | J'Sebian Brown | - | --- |
| 15 | Jake Scoggins | - | --- |
| 21 | Avery Felts | - | --- |
| 23 | Marquis Eaton | 6-8 | .750 |
| 32 | Antwon Jackson | 3-6 | .500 |
| | Team | 36-51 | .706 |

THREE-POINT PLAY (free throw to complete 3 or 4 point play)

| # | Player | FT-FTA | PCT |
|----|--------------------|--------------|-------------|
| 0 | Caleb Fields | 7-10 | .700 |
| 1 | Jerry Johnson Jr. | 4-4 | 1.000 |
| 2 | Kobe Wilson | - | --- |
| 3 | Malik Brevard | 2-3 | .667 |
| 4 | J.J. Matthews | 7-13 | .539 |
| 5 | Christian Willis | 2-6 | .333 |
| 10 | Malcolm Farrington | - | --- |
| 11 | Melo Eggleston | 1-1 | 1.000 |
| 12 | Canberk Kus | 3-4 | .750 |
| 13 | J'Sebian Brown | - | --- |
| 15 | Jake Scoggins | 0-1 | .000 |
| 21 | Avery Felts | - | --- |
| 23 | Marquis Eaton | 7-9 | .778 |
| 32 | Antwon Jackson | 5-5 | 1.000 |
| | Team | 39-57 | .684 |

CRUNCH TIME (final 2 minutes within 10 points and in overtime)

| # | Player | FT-FTA | PCT |
|----|--------------------|--------------|-------------|
| 0 | Caleb Fields | 15-23 | .652 |
| 1 | Jerry Johnson Jr. | 5-5 | 1.000 |
| 2 | Kobe Wilson | - | --- |
| 3 | Malik Brevard | 5-8 | .625 |
| 4 | J.J. Matthews | - | --- |
| 5 | Christian Willis | 1-3 | .333 |
| 10 | Malcolm Farrington | - | --- |
| 11 | Melo Eggleston | 9-10 | .900 |
| 12 | Canberk Kus | 6-8 | .750 |
| 13 | J'Sebian Brown | - | --- |
| 15 | Jake Scoggins | - | --- |
| 21 | Avery Felts | - | --- |
| 23 | Marquis Eaton | 20-22 | .909 |
| 32 | Antwon Jackson | 2-2 | 1.000 |
| | Team | 63-81 | .778 |

ARKANSAS STATE BASKETBALL

0 CALEB FIELDS | G | 6-0 | 190 | FR | Lewisburg, Tenn. / Aspire Academy

| | | | | Field Goals | | 3-Point | | F-Throws | | Rebounds | | | | | | | | | Scoring | |
|---------|------|-------|----------|-------------|------|---------|------|----------|------|----------|-----|-----|-----|-------|-----|----|-----|-----|---------|------|
| SEASON | TEAM | GP-GS | MIN/AVG | FG-FGA | FG% | 3FG-FGA | 3FG% | FT-FTA | FT% | OFF | DEF | TOT | AVG | PF-FO | AST | TO | BLK | STL | PTS | AVG |
| 2019-20 | ASU | 29-19 | 934/32.2 | 87-220 | .395 | 26-75 | .347 | 125-178 | .702 | 12 | 75 | 87 | 3.0 | 52-0 | 100 | 53 | 2 | 26 | 325 | 11.2 |
| TOTAL | | 29-19 | 934/32.2 | 87-220 | .395 | 26-75 | .347 | 125-178 | .702 | 12 | 75 | 87 | 3.0 | 52-0 | 100 | 53 | 2 | 26 | 325 | 11.2 |

Single Game Highs

| Statistic | Value | |
|--------------|-------|---|
| Points | 22 | at Colorado St. 11/20/19 |
| Rebounds | 7 | at Louisiana 02/26/20, vs SFA 11/30/19 |
| Assists | 8 | vs Georgia St. 01/06/20 |
| Steals | 2 | 9 times |
| Blocks | 1 | at UT Arlington 02/13/20, at La.-Monroe 12/21/19 |
| FG Made | 7 | at Colorado St. 11/20/19 |
| FG Attempts | 14 | at Colorado St. 11/20/19 |
| 3FG Made | 3 | at Colorado St. 11/20/19, vs Appalachian St. 01/30/20, vs Troy 01/11/20 |
| 3FG Attempts | 6 | vs Appalachian St. 01/30/20 |
| FT Made | 10 | 4 times |
| FT Attempts | 16 | vs Texas St. 01/04/20 |

1 JERRY JOHNSON JR | G | 6-2 | 225 | SR | Memphis, Tenn. / Chattanooga

| | | | | Field Goals | | 3-Point | | F-Throws | | Rebounds | | | | | | | | | | Scoring | |
|---------------|-------|--------|-----------|-------------|------|---------|------|----------|------|----------|-----|-----|-----|-------|-----|-----|-----|-----|------|---------|--|
| SEASON | TEAM | GP-GS | MIN/AVG | FG-FGA | FG% | 3FG-FGA | 3FG% | FT-FTA | FT% | OFF | DEF | TOT | AVG | PF-FO | AST | TO | BLK | STL | PTS | AVG | |
| 2015-16 | Fairf | 28-1 | 536/19.1 | 75-172 | .436 | 43-107 | .402 | 39-56 | .696 | 12 | 63 | 75 | 2.7 | 37-0 | 39 | 40 | 2 | 22 | 232 | 8.3 | |
| 2016-17 | Fairf | 27-13 | 774/28.7 | 101-263 | .384 | 62-184 | .337 | 43-58 | .741 | 8 | 83 | 91 | 3.4 | 54-0 | 39 | 28 | 2 | 19 | 307 | 11.4 | |
| 2018-19 | UTC | 32-32 | 829/25.9 | 110-287 | .383 | 55-163 | .337 | 41-52 | .788 | 19 | 93 | 112 | 3.5 | 65-0 | 74 | 52 | 0 | 28 | 316 | 9.9 | |
| 2019-20 | ASU | 29-2 | 641/22.1 | 70-190 | .368 | 49-135 | .363 | 62-72 | .861 | 9 | 56 | 65 | 2.2 | 38-0 | 50 | 43 | 0 | 16 | 251 | 8.7 | |
| TOTAL FOR ASU | | 29-2 | 641/22.1 | 70-190 | .368 | 49-135 | .363 | 62-72 | .861 | 9 | 56 | 65 | 2.2 | 38-0 | 50 | 43 | 0 | 16 | 251 | 8.7 | |
| TOTAL | | 116-48 | 2780/24.0 | 356-912 | .390 | 209-589 | .355 | 185-238 | .777 | 48 | 295 | 343 | 3.0 | 194-0 | 202 | 163 | 4 | 85 | 1106 | 9.5 | |

Single Game Highs

| Statistic | Value | |
|--------------|-------|--|
| Points | 26 | at Samford 02/16/19, at Iona 01/20/17 |
| Rebounds | 9 | at Iona 01/20/17 |
| Assists | 6 | at The Citadel 02/21/19, vs VMI 12/09/18 |
| Steals | 5 | vs Hiwassee 11/27/18, at UMES 11/24/15 |
| Blocks | 1 | 4 times |
| FG Made | 10 | at Iona 01/20/17 |
| FG Attempts | 20 | at Samford 02/16/19 |
| 3FG Made | 8 | at Samford 02/16/19 |
| 3FG Attempts | 14 | at Samford 02/16/19 |
| FT Made | 9 | at NC State 12/18/16 |
| FT Attempts | 9 | at NC State 12/18/16 |

ARKANSAS STATE BASKETBALL

2 KOBE WILSON | G | 6-2 | 180 | SO | Palestine, Texas / Atascocita HS

| | | | | Field Goals | | 3-Point | | F-Throws | | Rebounds | | | | | | | | | Scoring | |
|---------|------|-------|---------|-------------|------|---------|------|----------|-------|----------|-----|-----|-----|-------|-----|----|-----|-----|---------|-----|
| SEASON | TEAM | GP-GS | MIN/AVG | FG-FGA | FG% | 3FG-FGA | 3FG% | FT-FTA | FT% | OFF | DEF | TOT | AVG | PF-FO | AST | TO | BLK | STL | PTS | AVG |
| 2018-19 | ASU | 25-0 | 247/9.9 | 19-64 | .297 | 13-41 | .317 | 8-14 | .571 | 2 | 12 | 14 | 0.6 | 26-1 | 9 | 13 | 1 | 4 | 59 | 2.4 |
| 2019-20 | ASU | 13-0 | 94/7.2 | 6-29 | .207 | 3-14 | .214 | 6-6 | 1.000 | 0 | 7 | 7 | 0.5 | 1-0 | 4 | 6 | 0 | 2 | 21 | 1.6 |
| TOTAL | | 38-0 | 341/9.0 | 25-93 | .269 | 16-55 | .291 | 14-20 | .700 | 2 | 19 | 21 | 0.6 | 27-1 | 13 | 19 | 1 | 6 | 80 | 2.1 |

Single Game Highs

| Statistic | Value | |
|--------------|-------|---|
| Points | 10 | vs Harding 12/29/18 |
| Rebounds | 3 | vs Evansville 12/04/18 |
| Assists | 3 | vs Missouri St. 12/18/18 |
| Steals | 1 | 6 times |
| Blocks | 1 | vs Harding 12/29/18 |
| FG Made | 3 | vs Evansville 12/04/18, vs Harding 12/29/18 |
| FG Attempts | 9 | vs Ark.-Monticello 11/06/19 |
| 3FG Made | 2 | 5 times |
| 3FG Attempts | 5 | vs Ark.-Monticello 11/06/19 |
| FT Made | 3 | vs Evansville 12/04/18 |
| FT Attempts | 3 | vs Evansville 12/04/18, vs South Alabama 01/10/19 |

3 MALIK BREVAR | F | 6-8 | 210 | SR | Charlotte, N.C. / Palm Beach State College

| | | | | Field Goals | | 3-Point | | F-Throws | | Rebounds | | | | | | | | | | Scoring | |
|---------|------|-------|-----------|-------------|------|---------|------|----------|------|----------|-----|-----|-----|--------|-----|----|-----|-----|-----|---------|--|
| SEASON | TEAM | GP-GS | MIN/AVG | FG-FGA | FG% | 3FG-FGA | 3FG% | FT-FTA | FT% | OFF | DEF | TOT | AVG | PF-FO | AST | TO | BLK | STL | PTS | AVG | |
| 2018-19 | ASU | 30-11 | 497/16.6 | 42-81 | .519 | 1-7 | .143 | 14-28 | .500 | 49 | 82 | 131 | 4.4 | 70-1 | 17 | 32 | 19 | 19 | 99 | 3.3 | |
| 2019-20 | ASU | 30-21 | 604/20.1 | 73-110 | .664 | 0-2 | .000 | 30-49 | .612 | 70 | 112 | 182 | 6.1 | 103-9 | 20 | 44 | 12 | 21 | 176 | 5.9 | |
| TOTAL | | 60-32 | 1101/18.4 | 115-191 | .602 | 1-9 | .111 | 44-77 | .571 | 119 | 194 | 313 | 5.2 | 173-10 | 37 | 76 | 31 | 40 | 275 | 4.6 | |

Single Game Highs

| Statistic | Value | |
|--------------|-------|------------------------------|
| Points | 17 | vs VMI 11/14/19 |
| Rebounds | 14 | vs Idaho 11/17/19 |
| Assists | 4 | vs Idaho 11/17/19 |
| Steals | 7 | vs Troy 01/11/20 |
| Blocks | 3 | vs Harding 12/29/18 |
| FG Made | 8 | vs VMI 11/14/19 |
| FG Attempts | 10 | vs Idaho 11/17/19 |
| 3FG Made | 1 | at UT Arlington 01/17/19 |
| 3FG Attempts | 2 | vs Mo. Baptist 11/12/18 |
| FT Made | 5 | vs Eastern Ill. 11/24/18 |
| FT Attempts | 8 | vs Coastal Carolina 02/01/20 |

ARKANSAS STATE BASKETBALL

4 J.J. MATTHEWS | F | 6-9 | 235 | rJR | Richmond, Va. / Moberly Area CC

| | | | | Field Goals | | 3-Point | | F-Throws | | Rebounds | | | | | | | | | | Scoring | |
|--------------|------|--------------|------------------|----------------|-------------|------------|-------------|----------------|-------------|-----------|------------|------------|------------|---------------|-----------|-----------|-----------|-----------|--|------------|------------|
| SEASON | TEAM | GP-GS | MIN/AVG | FG-FGA | FG% | 3FG-FGA | 3FG% | FT-FTA | FT% | OFF | DEF | TOT | AVG | PF-FO | AST | TO | BLK | STL | | PTS | AVG |
| 2018-19 | ASU | 27-7 | 375/13.9 | 60-117 | .513 | 0-0 | .000 | 40-61 | .656 | 40 | 46 | 86 | 3.2 | 69-2 | 10 | 39 | 15 | 8 | | 160 | 5.9 |
| 2019-20 | ASU | 30-29 | 656/21.9 | 90-168 | .536 | 0-1 | .000 | 72-106 | .679 | 49 | 82 | 131 | 4.4 | 99-9 | 39 | 46 | 20 | 14 | | 252 | 8.4 |
| TOTAL | | 57-36 | 1031/18.1 | 150-285 | .526 | 0-1 | .000 | 112-167 | .671 | 89 | 128 | 217 | 3.8 | 168-11 | 49 | 85 | 35 | 22 | | 412 | 7.2 |

Single Game Highs

| Statistic | Value | |
|--------------|-------|---|
| Points | 19 | vs Idaho 11/17/19, vs Coastal Carolina 02/01/20 |
| Rebounds | 10 | vs Ark.-Monticello 11/06/19 |
| Assists | 7 | vs Idaho 11/17/19 |
| Steals | 3 | vs UT Arlington 02/16/19 |
| Blocks | 2 | 7 times |
| FG Made | 9 | vs UC Davis 11/15/19 |
| FG Attempts | 12 | vs UC Davis 11/15/19 |
| 3FG Attempts | 1 | at Louisiana 02/26/20 |
| FT Made | 15 | vs Coastal Carolina 02/01/20 |
| FT Attempts | 17 | vs Coastal Carolina 02/01/20 |

5 CHRISTIAN WILLIS | G | 6-1 | 190 | rJR | Belleville, Ill. / Christian Brothers College HS

| | | | | Field Goals | | 3-Point | | F-Throws | | Rebounds | | | | | | | | | | Scoring | |
|--------------|------|--------------|-----------------|---------------|-------------|--------------|-------------|--------------|-------------|-----------|-----------|-----------|------------|--------------|-----------|-----------|----------|-----------|--|------------|------------|
| SEASON | TEAM | GP-GS | MIN/AVG | FG-FGA | FG% | 3FG-FGA | 3FG% | FT-FTA | FT% | OFF | DEF | TOT | AVG | PF-FO | AST | TO | BLK | STL | | PTS | AVG |
| 2016-17 | ASU | 10-0 | 43/4.3 | 4-10 | .400 | 2-6 | .333 | 1-3 | .333 | 1 | 4 | 5 | 0.5 | 7-0 | 2 | 7 | 0 | 1 | | 11 | 1.1 |
| 2017-18 | ASU | 1-0 | 8/8.0 | 1-3 | .333 | 0-1 | .000 | 0-0 | .000 | 1 | 0 | 1 | 1.0 | 0-0 | 0 | 1 | 0 | 0 | | 2 | 2.0 |
| 2018-19 | ASU | 25-6 | 319/12.8 | 32-80 | .400 | 8-31 | .258 | 21-27 | .778 | 13 | 14 | 27 | 1.1 | 40-0 | 15 | 15 | 1 | 3 | | 93 | 3.7 |
| 2019-20 | ASU | 30-15 | 577/19.2 | 54-115 | .470 | 23-55 | .418 | 27-44 | .614 | 9 | 30 | 39 | 1.3 | 64-1 | 40 | 30 | 2 | 19 | | 158 | 5.3 |
| TOTAL | | 66-21 | 947/14.4 | 91-208 | .438 | 33-93 | .355 | 49-74 | .662 | 24 | 48 | 72 | 1.1 | 111-1 | 57 | 53 | 3 | 23 | | 264 | 4.0 |

Single Game Highs

| Statistic | Value | |
|--------------|-------|---|
| Points | 17 | vs South Alabama 01/23/20 |
| Rebounds | 6 | vs Mo. Baptist 11/12/18, at Colorado St. 11/20/19 |
| Assists | 6 | vs South Alabama 01/23/20 |
| Steals | 3 | vs SFA 11/30/19, vs Omaha 12/03/19 |
| Blocks | 1 | vs Mo. Baptist 11/12/18, vs Idaho 11/17/19, at Colorado St. 11/20/19 |
| FG Made | 6 | vs South Alabama 01/23/20 |
| FG Attempts | 10 | at South Alabama 03/12/19 |
| 3FG Made | 3 | at Coastal Carolina 01/18/20, vs South Alabama 01/23/20 |
| 3FG Attempts | 5 | vs Evansville 12/04/18, vs Missouri St. 12/18/18, vs Ark.-Monticello 11/06/19 |
| FT Made | 5 | vs Eastern Ill. 11/24/18 |
| FT Attempts | 6 | vs Eastern Ill. 11/24/18, vs UT Arlington 01/02/20 |

10 MALCOLM FARRINGTON | G | 6-4 | 200 | Fr | West Palm Beach, Fla. / DME Academy

| | | | | Field Goals | | 3-Point | | F-Throws | | Rebounds | | | | | | | | | | Scoring | |
|---------|------|-------|---------|-------------|------|---------|------|----------|------|----------|-----|-----|-----|-------|-----|----|-----|-----|--|---------|-----|
| SEASON | TEAM | GP-GS | MIN/AVG | FG-FGA | FG% | 3FG-FGA | 3FG% | FT-FTA | FT% | OFF | DEF | TOT | AVG | PF-FO | AST | TO | BLK | STL | | PTS | AVG |
| 2019-20 | ASU | 1-0 | 3/3.0 | 0-1 | .000 | 0-1 | .000 | 0-0 | .000 | 0 | 0 | 0 | 0.0 | 1-0 | 0 | 0 | 0 | 0 | | 0 | 0.0 |
| TOTAL | | 1-0 | 3/3.0 | 0-1 | .000 | 0-1 | .000 | 0-0 | .000 | 0 | 0 | 0 | 0.0 | 1-0 | 0 | 0 | 0 | 0 | | 0 | 0.0 |

Single Game Highs

| Statistic | | Value | |
|--------------|--|-------|-----------------------------|
| FG Attempts | | 1 | vs Ark.-Monticello 11/06/19 |
| 3FG Attempts | | 1 | vs Ark.-Monticello 11/06/19 |

11 MELO EGGLESTON | G | 6-8 | 200 | rSO | Suitland, Md. / Wake Forest

| | | | | Field Goals | | 3-Point | | F-Throws | | Rebounds | | | | | | | | | | Scoring | |
|---------------|------|-------|----------|-------------|------|---------|------|----------|------|----------|-----|-----|-----|-------|-----|----|-----|-----|--|---------|-----|
| SEASON | TEAM | GP-GS | MIN/AVG | FG-FGA | FG% | 3FG-FGA | 3FG% | FT-FTA | FT% | OFF | DEF | TOT | AVG | PF-FO | AST | TO | BLK | STL | | PTS | AVG |
| 2017-18 | Wake | 21-0 | 105/5.0 | 7-20 | .350 | 0-3 | .000 | 7-13 | .538 | 6 | 18 | 24 | 1.1 | 12-0 | 4 | 4 | 2 | 3 | | 21 | 1.0 |
| 2019-20 | ASU | 20-10 | 410/20.5 | 57-147 | .388 | 5-29 | .172 | 48-78 | .615 | 26 | 76 | 102 | 5.1 | 52-2 | 21 | 37 | 8 | 10 | | 167 | 8.4 |
| TOTAL FOR ASU | | 20-10 | 410/20.5 | 57-147 | .388 | 5-29 | .172 | 48-78 | .615 | 26 | 76 | 102 | 5.1 | 52-2 | 21 | 37 | 8 | 10 | | 167 | 8.4 |
| TOTAL | | 41-10 | 515/12.6 | 64-167 | .383 | 5-32 | .156 | 55-91 | .604 | 32 | 94 | 126 | 3.1 | 64-2 | 25 | 41 | 10 | 13 | | 188 | 4.6 |

Single Game Highs

| Statistic | Value | |
|--------------|-------|--|
| Points | 17 | at Appalachian St. 01/16/20 |
| Rebounds | 10 | vs Georgia St. 01/06/20, vs Troy 01/11/20 |
| Assists | 4 | at Troy 01/25/20 |
| Steals | 2 | 4 times |
| Blocks | 2 | vs Army West Point 12/08/17, vs Freed-Hardeman 12/28/19, vs South Alabama 01/23/20 |
| FG Made | 7 | at Appalachian St. 01/16/20 |
| FG Attempts | 15 | at Appalachian St. 01/16/20 |
| 3FG Made | 2 | at Appalachian St. 01/16/20 |
| 3FG Attempts | 5 | at Appalachian St. 01/16/20 |
| FT Made | 7 | vs Georgia St. 01/06/20 |
| FT Attempts | 10 | vs Georgia St. 01/06/20, at Coastal Carolina 01/18/20 |

12 CANBERK KUS | G | 6-6 | 205 | SR | Istanbul, Turkey / College of Central Florida

| | | | | Field Goals | | 3-Point | | F-Throws | | Rebounds | | | | | | | | | | Scoring | |
|---------|------|-------|-----------|-------------|------|---------|------|----------|------|----------|-----|-----|-----|-------|-----|----|-----|-----|-----|---------|--|
| SEASON | TEAM | GP-GS | MIN/AVG | FG-FGA | FG% | 3FG-FGA | 3FG% | FT-FTA | FT% | OFF | DEF | TOT | AVG | PF-FO | AST | TO | BLK | STL | PTS | AVG | |
| 2018-19 | ASU | 24-0 | 394/16.4 | 47-125 | .376 | 15-54 | .278 | 26-31 | .839 | 14 | 46 | 60 | 2.5 | 50-1 | 25 | 33 | 16 | 18 | 135 | 5.6 | |
| 2019-20 | ASU | 30-25 | 728/24.3 | 104-239 | .435 | 21-75 | .280 | 45-60 | .750 | 41 | 108 | 149 | 5.0 | 83-3 | 41 | 48 | 25 | 30 | 274 | 9.1 | |
| TOTAL | | 54-25 | 1122/20.8 | 151-364 | .415 | 36-129 | .279 | 71-91 | .780 | 55 | 154 | 209 | 3.9 | 133-4 | 66 | 81 | 41 | 48 | 409 | 7.6 | |

Single Game Highs

| Statistic | Value | |
|--------------|-------|---|
| Points | 18 | vs VMI 11/14/19 |
| Rebounds | 12 | vs Idaho 11/17/19 |
| Assists | 5 | vs VMI 11/14/19 |
| Steals | 4 | vs Ark.-Monticello 11/06/19, at Ole Miss 11/08/19, vs Freed-Hardeman 12/28/19 |
| Blocks | 4 | vs Louisiana 12/18/19 |
| FG Made | 8 | vs Ark.-Monticello 11/06/19, vs VMI 11/14/19 |
| FG Attempts | 13 | vs Ark.-Monticello 11/06/19, vs Idaho 11/17/19 |
| 3FG Made | 3 | at Troy 02/09/19, at Little Rock 02/08/20, vs SFA 11/30/19 |
| 3FG Attempts | 6 | vs UNCW 11/23/18 |
| FT Made | 7 | vs Mo. Baptist 11/12/18 |
| FT Attempts | 8 | vs Troy 01/11/20 |

15 JAKE SCOGGINS | F | 6-9 | 220 | rJR | Benton, Ark. / Benton HS

| | | | | Field Goals | | 3-Point | | F-Throws | | Rebounds | | | | | | | | | Scoring | |
|---------|------|-------|---------|-------------|------|---------|------|----------|------|----------|-----|-----|-----|-------|-----|----|-----|-----|---------|-----|
| SEASON | TEAM | GP-GS | MIN/AVG | FG-FGA | FG% | 3FG-FGA | 3FG% | FT-FTA | FT% | OFF | DEF | TOT | AVG | PF-FO | AST | TO | BLK | STL | PTS | AVG |
| 2017-18 | ASU | 24-1 | 157/6.5 | 11-24 | .458 | 0-0 | .000 | 2-8 | .250 | 7 | 19 | 26 | 1.1 | 35-0 | 3 | 8 | 1 | 3 | 24 | 1.0 |
| 2018-19 | ASU | 8-2 | 62/7.7 | 4-7 | .571 | 0-0 | .000 | 1-4 | .250 | 2 | 4 | 6 | 0.8 | 9-0 | 4 | 3 | 0 | 3 | 9 | 1.1 |
| 2019-20 | ASU | 5-0 | 20/4.0 | 2-7 | .286 | 0-0 | .000 | 0-1 | .000 | 1 | 0 | 1 | 0.2 | 4-0 | 0 | 1 | 0 | 1 | 4 | 0.8 |
| TOTAL | | 37-3 | 238/6.4 | 17-38 | .447 | 0-0 | .000 | 3-13 | .231 | 10 | 23 | 33 | 0.9 | 48-0 | 7 | 12 | 1 | 7 | 37 | 1.0 |

Single Game Highs

| Statistic | Value | |
|-------------|-------|---|
| Points | 4 | at Indiana 11/22/17, vs Howard 11/20/17, vs Culver-Stockton 12/22/17 |
| Rebounds | 4 | at Grand Canyon 11/16/18 |
| Assists | 3 | at Grand Canyon 11/16/18 |
| Steals | 2 | vs Coastal Carolina 02/24/18 |
| Blocks | 1 | at Appalachian St. 01/27/18 |
| FG Made | 2 | at Indiana 11/22/17, vs Howard 11/20/17, vs Culver-Stockton 12/22/17 |
| FG Attempts | 4 | vs Freed-Hardeman 12/28/19 |
| FT Made | 1 | at Abilene Christian 11/09/18, at Coastal Carolina 01/25/18, vs Coastal Carolina 02/24/18 |
| FT Attempts | 2 | 6 times |

23 MARQUIS EATON | G | 6-2 | 195 | JR | Helena, Ark. / Jonesboro HS

| | | | | Field Goals | | 3-Point | | F-Throws | | Rebounds | | | | | | | | | | Scoring | |
|--------------|------|--------------|------------------|----------------|-------------|---------------|-------------|----------------|-------------|-----------|------------|------------|------------|--------------|------------|------------|-----------|-----------|--|------------|-------------|
| SEASON | TEAM | GP-GS | MIN/AVG | FG-FGA | FG% | 3FG-FGA | 3FG% | FT-FTA | FT% | OFF | DEF | TOT | AVG | PF-FO | AST | TO | BLK | STL | | PTS | AVG |
| 2017-18 | ASU | 32-11 | 641/20.0 | 69-176 | .392 | 13-47 | .277 | 45-54 | .833 | 10 | 40 | 50 | 1.6 | 52-0 | 69 | 50 | 6 | 26 | | 196 | 6.1 |
| 2018-19 | ASU | 32-27 | 1023/32.0 | 123-331 | .372 | 40-126 | .317 | 73-96 | .760 | 26 | 79 | 105 | 3.3 | 78-0 | 91 | 83 | 11 | 28 | | 359 | 11.2 |
| 2019-20 | ASU | 30-28 | 972/32.4 | 127-311 | .408 | 46-118 | .390 | 101-126 | .802 | 20 | 75 | 95 | 3.2 | 71-0 | 87 | 53 | 5 | 45 | | 401 | 13.4 |
| TOTAL | | 94-66 | 2636/28.0 | 319-818 | .390 | 99-291 | .340 | 219-276 | .793 | 56 | 194 | 250 | 2.7 | 201-0 | 247 | 186 | 22 | 99 | | 956 | 10.2 |

Single Game Highs

| Statistic | Value | |
|--------------|-------|--|
| Points | 28 | at Louisiana 02/26/20 |
| Rebounds | 9 | vs Fla. Atlantic 12/14/18, vs Louisiana 12/18/19 |
| Assists | 8 | vs Appalachian St. 01/24/19 |
| Steals | 5 | vs Troy 01/11/20 |
| Blocks | 2 | vs Louisiana 03/09/19 |
| FG Made | 10 | at Louisiana 02/26/20, vs Little Rock 02/22/20 |
| FG Attempts | 21 | vs Little Rock 02/22/20 |
| 3FG Made | 6 | at Little Rock 02/08/20 |
| 3FG Attempts | 9 | at La.-Monroe 01/05/19 |
| FT Made | 9 | vs Louisiana 12/18/19 |
| FT Attempts | 14 | vs Louisiana 12/18/19 |

32 ANTWON JACKSON | F | 6-7 | 265 | FR | Las Vegas, Nev. / Ed W. Clark HS

| | | | | Field Goals | | 3-Point | | F-Throws | | Rebounds | | | | | | | | | | Scoring | |
|--------------|------|-------------|-----------------|--------------|-------------|------------|-------------|--------------|-------------|-----------|-----------|-----------|------------|-------------|-----------|-----------|----------|-----------|--|-----------|------------|
| SEASON | TEAM | GP-GS | MIN/AVG | FG-FGA | FG% | 3FG-FGA | 3FG% | FT-FTA | FT% | OFF | DEF | TOT | AVG | PF-FO | AST | TO | BLK | STL | | PTS | AVG |
| 2019-20 | ASU | 30-1 | 410/13.7 | 29-59 | .492 | 0-0 | .000 | 33-52 | .635 | 38 | 43 | 81 | 2.7 | 48-1 | 20 | 23 | 7 | 17 | | 91 | 3.0 |
| TOTAL | | 30-1 | 410/13.7 | 29-59 | .492 | 0-0 | .000 | 33-52 | .635 | 38 | 43 | 81 | 2.7 | 48-1 | 20 | 23 | 7 | 17 | | 91 | 3.0 |

Single Game Highs

| Statistic | Value | |
|-------------|-------|--|
| Points | 9 | vs La.-Monroe 02/19/20 |
| Rebounds | 8 | vs La.-Monroe 02/19/20, vs Louisiana 12/18/19 |
| Assists | 2 | 6 times |
| Steals | 3 | at Ole Miss 11/08/19 |
| Blocks | 1 | 7 times |
| FG Made | 4 | vs Omaha 12/03/19 |
| FG Attempts | 6 | vs La.-Monroe 02/19/20 |
| FT Made | 5 | at UT Arlington 02/13/20, at Coastal Carolina 01/18/20 |
| FT Attempts | 8 | at Coastal Carolina 01/18/20 |

ARKANSAS STATE BASKETBALL

Game 10

Arkansas State 53 - 7-3

| # | Player | Total | 3-Pr | Rebounds | FG-FGA | FT-FTA | Off | Def | PF | TP | A | TO | Bk | Sll | Min |
|--------|------------------|-------|------|----------|--------|--------|-----|-----|----|----|----|----|----|-----|-----|
| 03 | Brevard, Malik | 1 | 0-3 | 0-1 | 0-0 | 1 | 4 | 5 | 1 | 0 | 2 | 0 | 0 | 0 | 17 |
| 04 | Mathews, J.J. | 1 | 6-9 | 0-0 | 3-4 | 2 | 0 | 2 | 5 | 15 | 0 | 5 | 1 | 0 | 24 |
| 06 | Fields, Caleb | 9 | 0-1 | 0-0 | 2-2 | 0 | 3 | 2 | 0 | 1 | 1 | 0 | 0 | 0 | 28 |
| 08 | Wills, Christian | 9 | 2-4 | 0-0 | 0-0 | 1 | 1 | 1 | 4 | 1 | 0 | 0 | 0 | 0 | 25 |
| 12 | Kus, Canberk | 9 | 7-11 | 2-4 | 0-0 | 1 | 1 | 2 | 3 | 6 | 0 | 1 | 0 | 0 | 32 |
| 01 | Johnson, Jerry | 9 | 3-11 | 1-3 | 0-0 | 0 | 2 | 2 | 1 | 13 | 1 | 1 | 0 | 0 | 27 |
| 23 | Eaton, Marquis | 9 | 0-2 | 0-0 | 0-0 | 0 | 3 | 3 | 3 | 1 | 1 | 0 | 0 | 0 | 29 |
| 32 | Jackson, Antwon | 9 | 0-3 | 0-0 | 0-0 | 2 | 0 | 2 | 2 | 0 | 0 | 0 | 0 | 0 | 18 |
| Team | | | | | | | | | | | | | | | |
| Totals | | 18-48 | 3-11 | 14-16 | 8 | 13 | 21 | 18 | 53 | 4 | 16 | 1 | 6 | 200 | |

FG % 1st Half: 6.22 27.3% 2nd half: 12.06 45.2% Game: 18-48 37.5%
 3FG % 1st Half: 0.0 0.0% 2nd half: 3.0 50.0% Game: 6-17 37.5%
 FT % 1st Half: 4.4 100.0% 2nd half: 10-12 83.3% Game: 14-16 87.5%
 Points: 34 12 4 16 1.1
 In Off 2nd Fast
 Part TO Chance Break Bench
 ASU 30 23 7 4 24

Missouri State 75 - 6-5

| # | Player | Total | 3-Pr | Rebounds | FG-FGA | FT-FTA | Off | Def | PF | TP | A | TO | Bk | Sll | Min |
|--------|------------------|-------|------|----------|--------|--------|-----|-----|----|----|----|----|----|-----|-----|
| 15 | Lamont West | 1 | 5-8 | 1-4 | 2-2 | 1 | 2 | 3 | 1 | 0 | 2 | 0 | 0 | 1 | 25 |
| 30 | Tullo Da Silva | 1 | 3-5 | 0-0 | 3-4 | 3 | 2 | 5 | 3 | 9 | 1 | 2 | 2 | 1 | 32 |
| 00 | Tyrin Doud | 9 | 4-6 | 2-3 | 0-0 | 0 | 5 | 5 | 3 | 12 | 2 | 2 | 0 | 1 | 26 |
| 01 | Keandre Cook | 9 | 5-11 | 1-4 | 6-6 | 0 | 3 | 3 | 3 | 17 | 3 | 1 | 0 | 0 | 37 |
| 04 | JaMonta Black | 9 | 0-0 | 0-0 | 0-0 | 0 | 0 | 0 | 0 | 0 | 0 | 0 | 0 | 0 | 9 |
| 09 | Spencer Brown | 9 | 0-0 | 0-0 | 0-0 | 0 | 0 | 0 | 0 | 0 | 0 | 0 | 0 | 0 | 1 |
| 11 | Isiah Mosley | 9 | 2-2 | 1-1 | 3-4 | 0 | 1 | 1 | 0 | 8 | 1 | 1 | 2 | 1 | 12 |
| 14 | Ross Owens | 9 | 1-1 | 1-1 | 0-0 | 0 | 0 | 0 | 1 | 3 | 0 | 0 | 0 | 0 | 1 |
| 24 | Ford Cooper, Jr. | 9 | 0-1 | 0-1 | 0-0 | 0 | 0 | 0 | 3 | 0 | 3 | 0 | 0 | 1 | 13 |
| 30 | Danien Scott | 9 | 0-0 | 0-0 | 0-0 | 0 | 0 | 0 | 0 | 0 | 0 | 0 | 0 | 0 | 1 |
| 32 | Josh Hall | 9 | 2-2 | 0-0 | 2-2 | 0 | 1 | 1 | 2 | 1 | 1 | 0 | 1 | 0 | 20 |
| 34 | Gaige Prim | 9 | 5-10 | 0-0 | 1-2 | 2 | 2 | 4 | 3 | 11 | 0 | 2 | 0 | 1 | 23 |
| Team | | | | | | | | | | | | | | | |
| Totals | | 25-44 | 6-14 | 19-23 | 6 | 22 | 28 | 16 | 75 | 11 | 14 | 4 | 6 | 200 | |

FG % 1st Half: 19.22 54.3% 2nd half: 22.00 50.0% Game: 25-44 52.0%
 3FG % 1st Half: 2.9 22.2% 2nd half: 4.5 80.0% Game: 6-14 42.9%
 FT % 1st Half: 8.0 80.0% 2nd half: 11.3 84.6% Game: 19-23 82.6%
 Points: 34 12 4 16 3.1
 In Off 2nd Fast
 Part TO Chance Break Bench
 ASU 30 23 7 4 24

Officials: Tom Eades, Rick Crawford, John Hendricks
 Technical fouls: Arkansas State-Mathews, J.J., Missouri State-Lamont West.
 Attendance: 3891
 Missouri ASU fouled out at 2:57 of 2nd half.

| Score by periods | 1st | 2nd | Total |
|------------------|-----|-----|-------|
| Arkansas State | 16 | 57 | 73 |
| Missouri State | 34 | 41 | 75 |

Last FG - ASU 2nd 01:59, MSU 2nd 00:32
 Largest lead - ASU by 16 1st 00:29, MSU by 25 2nd 00:32
 ASU led for 10:51, MSU led for 36:27. Game was tied for 0:32.
 Score tied - 1 time.
 Lead changed - 1 time.

Game 11

Louisiana 67 - 5-6 (0-1 SBC)

| # | Player | Total | 3-Pr | Rebounds | FG-FGA | FT-FTA | Off | Def | PF | TP | A | TO | Bk | Sll | Min |
|--------|--------------------|-------|------|----------|--------|--------|-----|-----|----|----|----|----|----|-----|-----|
| 01 | Jalen Johnson | 1 | 3-9 | 1-4 | 3-3 | 1 | 5 | 6 | 4 | 10 | 0 | 0 | 0 | 1 | 26 |
| 11 | Trus Smith | 1 | 5-6 | 0-0 | 5-5 | 5 | 3 | 8 | 5 | 15 | 0 | 3 | 1 | 0 | 18 |
| 06 | Fields, Caleb | 9 | 6-16 | 0-0 | 3-4 | 0 | 3 | 4 | 1 | 16 | 3 | 3 | 0 | 2 | 25 |
| 08 | Trejan Wesley | 9 | 1-3 | 0-0 | 0-1 | 0 | 1 | 1 | 3 | 2 | 4 | 2 | 0 | 0 | 26 |
| 13 | Myik Wilson | 9 | 2-6 | 1-1 | 7-10 | 2 | 2 | 4 | 4 | 12 | 2 | 0 | 0 | 1 | 36 |
| 15 | P.J. Hardy | 9 | 0-3 | 0-2 | 1-2 | 0 | 2 | 2 | 2 | 1 | 0 | 0 | 0 | 0 | 15 |
| 22 | Calvin Temple | 9 | 1-3 | 0-0 | 0-1 | 0 | 2 | 2 | 4 | 3 | 0 | 0 | 0 | 0 | 17 |
| 23 | Chris Sprenkle | 9 | 0-0 | 0-0 | 0-1 | 0 | 1 | 0 | 0 | 0 | 0 | 0 | 0 | 0 | 5 |
| 34 | Dou Curry | 9 | 3-10 | 0-1 | 2-4 | 4 | 3 | 7 | 4 | 8 | 0 | 2 | 0 | 2 | 20 |
| 36 | Kristian Lafayette | 9 | 0-0 | 0-0 | 0-0 | 0 | 1 | 1 | 0 | 0 | 0 | 0 | 0 | 0 | 6 |
| Team | | | | | | | | | | | | | | | |
| Totals | | 21-56 | 4-16 | 21-30 | 13 | 23 | 36 | 30 | 67 | 6 | 14 | 2 | 6 | 200 | |

FG % 1st Half: 11-30 36.7% 2nd half: 10-26 38.5% Game: 21-56 37.5%
 3FG % 1st Half: 2.8 25.0% 2nd half: 2.8 25.0% Game: 4-16 25.0%
 FT % 1st Half: 11-14 78.6% 2nd half: 10-16 62.5% Game: 21-30 70.0%
 Points: 34 12 4 16 2
 In Off 2nd Fast
 Part TO Chance Break Bench
 ASU 30 23 7 4 24

Arkansas State 79 - 8-3 (1-0 SBC)

| # | Player | Total | 3-Pr | Rebounds | FG-FGA | FT-FTA | Off | Def | PF | TP | A | TO | Bk | Sll | Min |
|--------|------------------|-------|------|----------|--------|--------|-----|-----|----|----|----|----|----|-----|-----|
| 04 | Mathews, J.J. | 1 | 4-4 | 0-0 | 0-0 | 1 | 2 | 3 | 5 | 8 | 1 | 2 | 0 | 0 | 13 |
| 01 | Johnson, Jerry | 1 | 2-6 | 1-4 | 6-8 | 0 | 1 | 1 | 13 | 11 | 3 | 0 | 0 | 0 | 28 |
| 01 | Wills, Christian | 1 | 2-3 | 0-0 | 1-2 | 1 | 4 | 5 | 1 | 2 | 1 | 0 | 0 | 0 | 32 |
| 12 | Kus, Canberk | 1 | 1-4 | 0-1 | 4-4 | 1 | 6 | 7 | 4 | 6 | 1 | 3 | 4 | 1 | 25 |
| 23 | Eaton, Marquis | 1 | 7-15 | 1-4 | 9-14 | 2 | 7 | 9 | 23 | 24 | 4 | 0 | 0 | 1 | 37 |
| 22 | Fields, Caleb | 1 | 4-8 | 2-4 | 8-14 | 1 | 3 | 4 | 18 | 4 | 2 | 2 | 0 | 1 | 31 |
| 03 | Wilson, Kobe | 1 | 0-3 | 0-1 | 0-0 | 0 | 1 | 1 | 0 | 0 | 0 | 0 | 0 | 0 | 4 |
| 03 | Brevard, Malik | 1 | 2-2 | 0-0 | 0-0 | 1 | 2 | 3 | 4 | 1 | 1 | 0 | 0 | 1 | 11 |
| 11 | Eggleston, Melo | 1 | 1-1 | 0-0 | 1-1 | 0 | 1 | 1 | 1 | 2 | 0 | 0 | 0 | 0 | 4 |
| 32 | Jackson, Antwon | 1 | 2-2 | 0-0 | 0-0 | 2 | 6 | 8 | 4 | 4 | 1 | 2 | 1 | 0 | 25 |
| Team | | | | | | | | | | | | | | | |
| Totals | | 24-48 | 4-14 | 27-41 | 8 | 29 | 37 | 28 | 79 | 16 | 13 | 5 | 6 | 200 | |

FG % 1st Half: 11-22 50.0% 2nd half: 13-26 50.0% Game: 24-48 50.0%
 3FG % 1st Half: 2.5 40.0% 2nd half: 2.9 22.2% Game: 4-14 28.6%
 FT % 1st Half: 13-19 68.4% 2nd half: 14-22 63.6% Game: 27-41 65.9%
 Points: 34 12 4 16 6.9
 In Off 2nd Fast
 Part TO Chance Break Bench
 ASU 30 23 7 4 24

Officials: Rob Runk, Gerald Williams, K.B. Burdett Jr.
 Technical fouls: Louisiana-Jalen Johnson, Dou Curry, Trajan Wesley, Cedric Russell 2, P.J. Hardy, Trejan Wesley, Malik Eggleston, Melo Jackson, Antwon.
 Attendance: 1177

| Score by periods | 1st | 2nd | Total |
|------------------|-----|-----|-------|
| Louisiana | 35 | 32 | 67 |
| Arkansas State | 37 | 42 | 79 |

Last FG - LA 2nd 01:55, ASU 2nd 00:34
 Largest lead - LA by 3 1st 19:47, ASU by 12 2nd 00:34
 ASU led for 04:14, ASU led for 34:38. Game was tied for 0:08.

Game 12

Arkansas State 62 - 9-0 (2-0 SBC)

| # | Player | Total | 3-Pr | Rebounds | FG-FGA | FT-FTA | Off | Def | PF | TP | A | TO | Bk | Sll | Min |
|--------|-----------------|-------|------|----------|--------|--------|-----|-----|----|----|----|----|----|-----|-----|
| 03 | Brevard, Malik | 1 | 1-2 | 0-1 | 0-0 | 0 | 1 | 1 | 4 | 2 | 0 | 0 | 0 | 0 | 11 |
| 04 | Mathews, J.J. | 1 | 3-3 | 0-0 | 3-5 | 2 | 4 | 6 | 2 | 0 | 2 | 2 | 0 | 0 | 27 |
| 06 | Fields, Caleb | 9 | 0-2 | 0-0 | 1-1 | 0 | 1 | 0 | 0 | 3 | 1 | 0 | 1 | 1 | 16 |
| 12 | Kus, Canberk | 9 | 5-11 | 1-2 | 2-2 | 2 | 2 | 4 | 2 | 9 | 2 | 0 | 0 | 0 | 32 |
| 23 | Eaton, Marquis | 9 | 2-9 | 0-2 | 0-0 | 0 | 3 | 3 | 4 | 4 | 1 | 2 | 0 | 4 | 33 |
| 06 | Fields, Caleb | 9 | 2-5 | 0-1 | 3-4 | 0 | 3 | 3 | 2 | 7 | 3 | 2 | 1 | 1 | 28 |
| 01 | Johnson, Jerry | 9 | 5-11 | 3-6 | 0-0 | 0 | 3 | 3 | 0 | 15 | 1 | 0 | 0 | 0 | 23 |
| 11 | Eggleston, Melo | 9 | 5-8 | 0-1 | 4-4 | 5 | 3 | 8 | 5 | 14 | 1 | 3 | 0 | 1 | 19 |
| 32 | Jackson, Antwon | 9 | 0-1 | 0-0 | 0-0 | 0 | 0 | 0 | 0 | 0 | 0 | 0 | 0 | 1 | 11 |
| Team | | | | | | | | | | | | | | | |
| Totals | | 23-52 | 4-13 | 12-15 | 10 | 29 | 29 | 19 | 62 | 10 | 11 | 3 | 8 | 200 | |

FG % 1st Half: 9-23 39.1% 2nd half: 14-29 48.3% Game: 23-52 44.2%
 3FG % 1st Half: 1-5 20.0% 2nd half: 3-8 37.5% Game: 4-13 30.8%
 FT % 1st Half: 4-4 100.0% 2nd half: 8-11 72.7% Game: 12-15 80.0%
 Points: 34 12 4 16 6
 In Off 2nd Fast
 Part TO Chance Break Bench
 ASU 30 23 7 4 24

La-Monroe 59 - 4-6 (0-2 SBC)

| # | Player | Total | 3-Pr | Rebounds | FG-FGA | FT-FTA | Off | Def | PF | TP | A | TO | Bk | Sll | Min |
|--------|-----------------|-------|------|----------|--------|--------|-----|-----|----|----|----|----|----|-----|-----|
| 01 | Tyrese White | 1 | 4-10 | 1-4 | 5-6 | 1 | 2 | 3 | 4 | 14 | 2 | 1 | 2 | 0 | 33 |
| 22 | D'Andre Bernard | 1 | 1-4 | 0-1 | 1-2 | 1 | 2 | 3 | 1 | 3 | 0 | 2 | 1 | 0 | 21 |
| 02 | Michael Ertel | 9 | 4-12 | 0-2 | 5-5 | 0 | 5 | 5 | 0 | 13 | 3 | 0 | 0 | 0 | 37 |
| 02 | JD Williams | 9 | 4-5 | 0-0 | 4-4 | 4 | 2 | 8 | 4 | 6 | 0 | 4 | 0 | 0 | 37 |
| 13 | Jalen Goddard | 9 | 4-6 | 0-0 | 2-3 | 1 | 5 | 6 | 2 | 10 | 2 | 0 | 0 | 1 | 36 |
| 00 | Chris Ertel | 9 | 2-2 | 0-0 | 1-1 | 0 | 1 | 0 | 4 | 0 | 2 | 0 | 0 | 0 | 5 |
| 01 | Erie Okoro | 9 | 0-0 | 0-0 | 0-0 | 0 | 0 | 0 | 0 | 0 | 0 | 0 | 0 | 0 | 4 |
| 10 | Langston Powell | 9 | 0-0 | 0-0 | 0-0 | 0 | 1 | 0 | 0 | 0 | 0 | 0 | 0 | 0 | 6 |
| 23 | Younis White | 9 | 3-3 | 0-0 | 1-3 | 1 | 3 | 4 | 7 | 0 | 1 | 0 | 0 | 1 | 21 |
| Team | | | | | | | | | | | | | | | |
| Totals | | 21-45 | 2-10 | 15-21 | 5 | 23 | 28 | 14 | 59 | 12 | 15 | 4 | 5 | 200 | |

FG % 1st Half: 12-22 54.5% 2nd half: 3-23 39.1% Game: 21-45 46.7%
 3FG % 1st Half: 1-5 20.0% 2nd half: 1-6 16.7% Game: 2-10 20.0%
 FT % 1st Half: 1-1 100.0% 2nd half: 11-15 73.3% Game: 12-21 57.1%
 Points: 34 12 4 16 9
 In Off 2nd Fast
 Part TO Chance Break Bench
 ASU 30 23 7 4 24

Officials: Sidney Cohen, John Dillon, Steve Dwyer
 Technical fouls: Arkansas State-None, La-Monroe-None.
 Attendance: 2021

| Score by periods | 1st | 2nd | Total |
|------------------|-----|-----|-------|
| Arkansas State | 23 | 36 | 59 |
| La-Monroe | 29 | 30 | 59 |

Last FG - ASU 2nd 01:03, ULM 2nd 00:43
 Largest lead - ASU by 8 1st 03:55, ULM by 8 1st 03:55
 ASU led for 10:12, ULM led for 24:47. Game was tied for 00:01.
 Score tied - 6 times.
 Lead changed - 6 times.

Game 13

Free-Hardeman 73 - 7-3

| # | Player | Total | | 3-Ftr | | Rebounds | | | | | | | | | |
|----|-----------------------|--------|--------|--------|--------|----------|-----|----|----|----|----|----|-----|-----|----|
| | | FG-FGA | FT-FTA | FG-FGA | FT-FTA | Off | Def | TP | PF | A | TO | Bk | Sll | Min | |
| 00 | Kortland Martin | 1 | 3-7 | 3-6 | 0-0 | 1 | 2 | 3 | 4 | 9 | 5 | 7 | 0 | 0 | 30 |
| 03 | Hunter Skunk | 1 | 0-4 | 0-1 | 1-2 | 1 | 1 | 2 | 1 | 1 | 3 | 0 | 1 | 1 | 24 |
| 13 | Bryan Bates | 1 | 5-13 | 3-7 | 2-4 | 0 | 6 | 4 | 15 | 5 | 2 | 0 | 2 | 0 | 27 |
| 21 | John Musselewite | 1 | 2-4 | 1-3 | 0-0 | 0 | 3 | 3 | 4 | 5 | 3 | 1 | 0 | 0 | 26 |
| 22 | Joan Brown | 1 | 0-0 | 0-0 | 2-2 | 0 | 2 | 2 | 0 | 0 | 0 | 0 | 0 | 0 | 0 |
| 05 | Avery Thrasher | 0 | 0-0 | 0-0 | 0-0 | 0 | 0 | 0 | 0 | 0 | 0 | 0 | 0 | 0 | 0 |
| 10 | Ben Brown | 0 | 0-0 | 0-0 | 0-0 | 0 | 0 | 0 | 0 | 0 | 0 | 0 | 0 | 0 | 0 |
| 15 | Eric Clark | 0 | 0-0 | 0-0 | 0-0 | 0 | 0 | 0 | 0 | 0 | 0 | 0 | 0 | 0 | 0 |
| 20 | Floyd Williams | 0 | 0-0 | 0-0 | 0-0 | 0 | 0 | 0 | 0 | 0 | 0 | 0 | 0 | 0 | 0 |
| 28 | Konstantin Dosetsenko | 1 | 6-11 | 4-7 | 2-3 | 1 | 11 | 12 | 4 | 18 | 1 | 2 | 0 | 0 | 28 |
| 30 | Anthony Yarbrough | 1 | 1-1 | 2-2 | 3-3 | 0 | 3 | 3 | 9 | 0 | 1 | 0 | 0 | 0 | 4 |
| 31 | Joan Brown | 0 | 0-0 | 0-0 | 0-0 | 0 | 0 | 0 | 0 | 0 | 0 | 0 | 0 | 0 | 0 |

ARKANSAS STATE BASKETBALL

Game 19

Arkansas State 80 - 12:7, 4-4 SBC

| # | Player | Total | 3-Pr | Rebounds | | | | | | | | | |
|-----------------|-------------------|--------|--------|-----------|-------|-------|-----|-----|-------|-------|-------|-------|---------|
| | | FG-FGA | FT-FTA | Off | Def | PF | TP | A | T | Bk | St | Min | |
| 04 | Mathews, J.J. | 1-0 | 1-0 | 0 | 1 | 2 | 3 | 0 | 1 | 0 | 0 | 10 | |
| 06 | Fields, Caleb | 4-10 | 1-4 | 2-5 | 0 | 2 | 2 | 11 | 3 | 1 | 0 | 40 | |
| 11 | Eggleston, Melo | 7-15 | 1-6 | 1-7 | 1 | 9 | 10 | 7 | 2 | 0 | 0 | 34 | |
| 12 | Kus, Canberk | 4-10 | 0-3 | 0 | 1 | 5 | 6 | 8 | 1 | 3 | 1 | 30 | |
| 23 | Eaton, Marquis | 4-14 | 0-3 | 5-8 | 2 | 6 | 8 | 4 | 13 | 3 | 2 | 0 | 41 |
| 01 | Johnson, Jerry | 3-6 | 3-6 | 4-5 | 0 | 2 | 2 | 1 | 13 | 0 | 0 | 0 | 16 |
| 03 | Brevard, Malik | 3-6 | 0-0 | 3-6 | 8 | 5 | 13 | 4 | 9 | 1 | 0 | 0 | 26 |
| 05 | Willis, Christian | 2-3 | 2-3 | 0-0 | 0 | 1 | 1 | 4 | 6 | 1 | 1 | 0 | 17 |
| 32 | Jackson, Antwon | 1-1 | 0-1 | 1-2 | 2 | 0 | 2 | 1 | 3 | 2 | 0 | 0 | 11 |
| Team | | 2-6 | 1-2 | 1 | 1 | 2 | | | | | | | |
| Totals | | 28-66 | 8-24 | 16-30 | 15 | 31 | 46 | 26 | 80 | 14 | 7 | 2 | 225 |
| FG % hit total: | | 14.29 | 48.3% | 2nd half: | 11-29 | 37.5% | OT: | 3-8 | 37.5% | Game: | 26-66 | 42.4% | Deadend |
| FT % hit total: | | 50.0% | 50.0% | 2nd half: | 1-6 | 16.7% | OT: | 0-0 | 0.0% | Game: | 1-6 | 16.7% | Deadend |
| FT % hit game: | | 59 | 55.6% | 2nd half: | 9-17 | 52.9% | OT: | 3-4 | 75.0% | Game: | 28-66 | 53.3% | Deadend |

FG % 1st Half: 14.29 48.3% 2nd Half: 11.29 37.9% OT: 3-8 57.0% Game: 28-66 42.4%
 3FG % 1st Half: 5-13 38.5% 2nd Half: 3-8 37.5% OT: 0-3 0.0% Game: 8-24 33.3%
 FT % 1st Half: 5-9 55.6% 2nd Half: 9-17 52.9% OT: 2-4 50.0% Game: 15-30 50.0%
 Deaual Rebounds 6

Appalachian St. 83 - 10:9, 4-4 SBC

| | | | | | | | | | | | | | |
|----------------------|------------------|-------|------|-------|---------|-------|----|----|-------------|-------|---|---|-----|
| 00 | Isaac Johnson | 1-2 | 1-2 | 0-0 | 2 | 2 | 1 | 3 | 1 | 0 | 0 | 0 | 31 |
| 00 | Hunter Seacat | 1-4 | 4-0 | 3-5 | 3 | 4 | 7 | 1 | 1 | 1 | 0 | 0 | 27 |
| 01 | Justin Forrest | 6-17 | 3-10 | 5-6 | 0 | 2 | 3 | 20 | 2 | 0 | 0 | 0 | 34 |
| 04 | O'Shown Williams | 1-13 | 1-6 | 5-7 | 1 | 9 | 10 | 0 | 14 | 3 | 0 | 0 | 43 |
| 06 | Adrian Delph | 4-14 | 1-6 | 6-6 | 1 | 4 | 5 | 15 | 1 | 2 | 0 | 0 | 33 |
| 08 | Kendall Lewis | 1-3 | 0-0 | 4-6 | 0 | 2 | 5 | 6 | 1 | 1 | 0 | 0 | 20 |
| 10 | Michael Bibby | 4-7 | 4-6 | 0-0 | 0 | 1 | 3 | 0 | 1 | 0 | 0 | 0 | 9 |
| 11 | Donovan Gregory | 1-2 | 0-0 | 0-0 | 0 | 2 | 0 | 2 | 0 | 0 | 0 | 0 | 9 |
| 21 | James Lewis Jr. | 3-3 | 0-0 | 6-6 | 2 | 3 | 5 | 3 | 12 | 0 | 0 | 0 | 19 |
| Team | | 0 | 2 | 2 | | | | | | | | | |
| Totals | | 24-58 | 6-24 | 29-36 | 7 | 31 | 38 | 21 | 83 | 11 | 5 | 2 | 225 |
| FG % 1st Half: 11-25 | | 44.0% | | | OT: 2-5 | 40.0% | | | Game: 24-58 | 41.4% | | | 225 |
| FG % 2nd Half: 13-29 | | 44.8% | | | OT: 0-2 | 0.0% | | | Game: 24-58 | 41.4% | | | 225 |
| FT % 1st Half: 1-6 | | 87.5% | | | OT: 0-6 | 87.5% | | | Game: 24-58 | 80.0% | | | 3 |
| FT % 2nd Half: 4-16 | | 87.5% | | | OT: 0-6 | 87.5% | | | Game: 24-58 | 80.0% | | | 3 |

Officials: Hunter,Allen,Jackson,Baugh,Todd,Austin

FG % 1st Half: 11.25 44.0% 2nd Half: 11.28 39.3% OT: 2-5 40.0% Game: 24-58 41.4%
 3FG % 1st Half: 3-8 37.5% 2nd Half: 3-14 21.4% OT: 0-3 0.0% Game: 6-24 25.0%
 FT % 1st Half: 14-16 87.5% 2nd Half: 8-12 66.7% OT: 2-4 50.0% Game: 24-36 66.7%
 Deaual Rebounds 3

Officials: Hunter Allen, Jason Baker, Todd Austin
 Technical fouls: Arkansas State-None, J.J. Appalachian St.-Kendall Lewis
 Attendance: 1566

| Score by periods | 1st | 2nd | OT | Total |
|------------------|-----|-----|----|-------|
| Arkansas State | 38 | 42 | 0 | 80 |
| Appalachian St. | 30 | 33 | 11 | 74 |

Last FG - ASU 01:00:48, APP 01:00:35
 Largest lead - ASU by 5:14 17:58, APP by 11:14 08:57
 ASU led for 12:38, APP led for 26:25. Game was tied for 05:57.

Score tied - 10 times
 Lead changed - 11 times

Game 20

Arkansas State 80 - 13:7, 5-4 SBC

| # | Player | Total | 3-PT | | Rebounds | | Off | Def | PF | TP | A | O | Bk | St | Min |
|--------|-------------------|--------|--------|-------|----------|----|-----|-----|----|----|----|-----|-----|----|-----|
| | | FG-FGA | FT-FTA | Off | Def | PF | TP | A | O | Bk | St | Min | | | |
| 04 | Mathews, J.J. | 1-6 | 0-0 | 3-5 | 4 | 2 | 6 | 3 | 0 | 1 | 0 | 1 | 19 | | |
| 06 | Fields, Caleb | 4-10 | 0-1 | 3-4 | 0 | 1 | 1 | 3 | 1 | 3 | 0 | 0 | 29 | | |
| 11 | Eggleston, Melo | 3-9 | 1-3 | 6-10 | 3 | 5 | 8 | 2 | 13 | 2 | 3 | 1 | 24 | | |
| 12 | Kus, Canberk | 2-7 | 0-4 | 0 | 0 | 3 | 7 | 2 | 4 | 2 | 2 | 1 | 25 | | |
| 23 | Eaton, Marquis | 5-11 | 3-7 | 7-8 | 1 | 1 | 2 | 20 | 4 | 3 | 1 | 0 | 32 | | |
| 01 | Johnson, Jerry | 5-7 | 3-5 | 4-4 | 0 | 4 | 4 | 1 | 17 | 0 | 0 | 0 | 26 | | |
| 03 | Brevard, Malik | 1-1 | 0-0 | 1 | 1 | 2 | 5 | 0 | 0 | 0 | 0 | 0 | 9 | | |
| 05 | Willis, Christian | 5-7 | 3-4 | 0 | 0 | 1 | 2 | 3 | 13 | 0 | 0 | 0 | 19 | | |
| 32 | Jackson, Antwon | 0-0 | 0-0 | 0 | 0 | 0 | 1 | 0 | 0 | 0 | 0 | 0 | 1 | | |
| | Team | 0-0 | 0-0 | 5-8 | 2 | 2 | 3 | 5 | 0 | 2 | 0 | 1 | 13 | | |
| Totals | | 21-52 | 10-24 | 28-39 | 15 | 22 | 37 | 21 | 80 | 9 | 15 | 4 | 200 | | |

FG 1st Half: 9-24 37.5% 2nd Half: 12-28 42.9% Game: 21-52 40.4%

FT 1st Half: 5-12 41.7% 2nd Half: 5-12 41.7% Game: 10-24 41.7%

Reb 1st Half: 15-28 53.6% 2nd Half: 13-22 59.1% Game: 28-39 71.4%

PF 1st Half: 9-15 60.0% 2nd Half: 12-22 54.5% Game: 21-37 56.8%

TP 1st Half: 4-20 20.0% 2nd Half: 5-13 38.5% Game: 9-33 27.3%

FG % 1st Half: 9-24 37.5% 2nd Half: 12-28 42.9% Game: 21-52 40.7%
 3FG % 1st Half: 5-12 41.7% 2nd Half: 10-21 47.6% Game: 10-24 41.7%
 FT % 1st Half: 15-22 68.2% 2nd Half: 13-17 76.5% Game: 28-39 71.8%
 Deaual Rebounds 5

Coastal Carolina 75 - 11:9, 4-5 SBC

| # | Player | FG-FGA | FT-FTA | Off | Def | PF | TP | A | T | Bk | St | Min |
|--|---------------------|--------|--------|-------|-----|----|----|----|----|----|----|-----|
| 11 | Isaac Hippolyte | 1-2 | 0-2 | 0 | 0 | 1 | 1 | 4 | 0 | 1 | 0 | 0 |
| 03 | Tommy Burton | 5-10 | 0-1 | 6-6 | 7 | 8 | 13 | 3 | 16 | 2 | 1 | 2 |
| 05 | Garrick Green | 1-5 | 1-4 | 1-4 | 0 | 5 | 2 | 4 | 2 | 1 | 0 | 0 |
| 08 | DeVante Jones | 4-10 | 0-3 | 0 | 1 | 6 | 7 | 3 | 8 | 5 | 6 | 0 |
| 04 | Keishawn Brewster | 10-19 | 8-15 | 4-4 | 0 | 1 | 1 | 4 | 32 | 1 | 2 | 0 |
| 01 | Josh Peterson | 0-1 | 0-0 | 0 | 0 | 1 | 3 | 0 | 2 | 0 | 0 | 0 |
| 10 | Tyrell Gumbs-Frater | 1-7 | 1-6 | 2-2 | 1 | 0 | 1 | 3 | 5 | 1 | 0 | 0 |
| 11 | Tim Ceasar | 2-2 | 0-0 | 1-2 | 4 | 1 | 5 | 3 | 1 | 3 | 0 | 0 |
| 12 | Hosana Klenge | 1-1 | 0-0 | 0 | 0 | 0 | 0 | 2 | 0 | 3 | 0 | 0 |
| 14 | Mark LeGania | 1-2 | 0-0 | 1-1 | 1 | 1 | 2 | 1 | 3 | 0 | 0 | 0 |
| 20 | Almarud Harvey | 0-1 | 0-0 | 0-0 | 0 | 0 | 1 | 0 | 0 | 0 | 0 | 0 |
| | Team | 0 | 0 | 0 | 0 | 0 | 0 | 1 | 0 | 0 | 0 | 0 |
| Totals | | 25-59 | 10-31 | 15-21 | 15 | 22 | 37 | 21 | 75 | 13 | 20 | 2 |
| FG% 39.7% 32.3% 71.4% 44.4% 40.0% 52.9% 44.4% | | | | | | | | | | | | |
| FT% 0.0% 0.0% 0.0% 0.0% 0.0% 0.0% 0.0% | | | | | | | | | | | | |
| Off Rebs 15.0 22.3 27.9 29.5 13.0 24.0 20.0 | | | | | | | | | | | | |
| Def Rebs 7.0 8.3 16.0 16.0 1.0 16.0 16.0 | | | | | | | | | | | | |
| PF 8.0 13.0 24.0 24.0 1.0 24.0 24.0 | | | | | | | | | | | | |
| TP 4.0 16.0 2.0 8.0 2.0 16.0 16.0 | | | | | | | | | | | | |
| A 2.0 32.0 16.0 32.0 1.0 32.0 32.0 | | | | | | | | | | | | |
| T 16.0 16.0 32.0 32.0 5.0 32.0 32.0 | | | | | | | | | | | | |
| Bk 1.0 2.0 5.0 5.0 3.0 5.0 5.0 | | | | | | | | | | | | |
| St 0.0 1.0 6.0 6.0 3.0 6.0 6.0 | | | | | | | | | | | | |
| Min 0.0 2.0 10.0 10.0 0.0 20.0 20.0 | | | | | | | | | | | | |
| Game Totals 25 10 15 15 22 37 21 75 13 20 2 91 | | | | | | | | | | | | |
| Game Totals 25 10 15 15 22 37 21 75 13 20 2 91 | | | | | | | | | | | | |
| Game Totals 25 10 15 15 22 37 21 75 13 20 2 91 | | | | | | | | | | | | |
| Game Totals 25 10 15 15 22 37 21 75 13 20 2 91 | | | | | | | | | | | | |
| Game Totals 25 10 15 15 22 37 21 75 13 20 2 91 | | | | | | | | | | | | |
| Game Totals 25 10 15 15 22 37 21 75 13 20 2 91 | | | | | | | | | | | | |
| Game Totals 25 10 15 15 22 37 21 75 13 20 2 91 | | | | | | | | | | | | |
| Game Totals 25 10 15 15 22 37 21 75 13 20 2 91 | | | | | | | | | | | | |
| Game Totals 25 10 15 15 22 37 21 75 13 20 2 91 | | | | | | | | | | | | |
| Game Totals 25 10 15 15 22 37 21 75 13 20 2 91 | | | | | | | | | | | | |
| Game Totals 25 10 15 15 22 37 21 75 13 20 2 91 | | | | | | | | | | | | |
| Game Totals 25 10 15 15 22 37 21 75 13 20 2 91 | | | | | | | | | | | | |
| Game Totals 25 10 15 15 22 37 21 75 13 20 2 91 | | | | | | | | | | | | |
| Game Totals 25 10 15 15 22 37 21 75 13 20 2 91 | | | | | | | | | | | | |
| Game Totals 25 10 15 15 22 37 21 75 13 20 2 91 | | | | | | | | | | | | |
| Game Totals 25 10 15 15 22 37 21 75 13 20 2 91 | | | | | | | | | | | | |
| Game Totals 25 10 15 15 22 37 21 75 13 20 2 91 | | | | | | | | | | | | |
| Game Totals 25 10 15 15 22 37 21 75 13 20 2 91 | | | | | | | | | | | | |
| Game Totals 25 10 15 15 22 37 21 75 13 20 2 91 | | | | | | | | | | | | |
| Game Totals 25 10 15 15 22 37 21 75 13 20 2 91 | | | | | | | | | | | | |
| Game Totals 25 10 15 15 22 37 21 75 13 20 2 91 | | | | | | | | | | | | |
| Game Totals 25 10 15 15 22 37 21 75 13 20 2 91 | | | | | | | | | | | | |
| Game Totals 25 10 15 15 22 37 21 75 13 20 2 91 | | | | | | | | | | | | |
| Game Totals 25 10 15 15 22 37 21 75 13 20 2 91 | | | | | | | | | | | | |
| Game Totals 25 10 15 15 22 37 21 75 13 20 2 91 | | | | | | | | | | | | |
| Game Totals 25 10 15 15 22 37 21 75 13 20 2 91 | | | | | | | | | | | | |
| Game Totals 25 10 15 15 22 37 21 75 13 20 2 91 | | | | | | | | | | | | |
| Game Totals 25 10 15 15 22 37 21 75 13 20 2 91 | | | | | | | | | | | | |
| Game Totals 25 10 15 15 22 37 21 75 13 20 2 91 | | | | | | | | | | | | |
| Game Totals 25 10 15 15 22 37 21 75 13 20 2 91 | | | | | | | | | | | | |
| Game Totals 25 10 15 15 22 37 21 75 13 20 2 91 | | | | | | | | | | | | |
| Game Totals 25 10 15 15 22 37 21 75 13 20 2 91 | | | | | | | | | | | | |
| Game Totals 25 10 15 15 22 37 21 75 13 20 2 91 | | | | | | | | | | | | |
| Game Totals 25 10 15 15 22 37 21 75 13 20 2 91 | | | | | | | | | | | | |
| Game Totals 25 10 15 15 22 37 21 75 13 20 2 91 | | | | | | | | | | | | |
| Game Totals 25 10 15 15 22 37 21 75 13 20 2 91 | | | | | | | | | | | | |
| Game Totals 25 10 15 15 22 37 21 75 13 20 2 91 | | | | | | | | | | | | |
| Game Totals 25 10 15 15 22 37 21 75 13 20 2 91 | | | | | | | | | | | | |
| Game Totals 25 10 15 15 22 37 21 75 13 20 2 91 | | | | | | | | | | | | |
| Game Totals 25 10 15 15 22 37 21 75 13 20 2 91 | | | | | | | | | | | | |
| Game Totals 25 10 15 15 22 37 21 75 13 20 2 91 | | | | | | | | | | | | |
| Game Totals 25 10 15 15 22 37 21 75 13 20 2 91 | | | | | | | | | | | | |
| Game Totals 25 10 15 15 22 37 21 75 13 20 2 91 | | | | | | | | | | | | |
| Game Totals 25 10 15 15 22 37 21 75 13 20 2 91 | | | | | | | | | | | | |
| Game Totals 25 10 15 15 22 37 21 75 13 20 2 91 | | | | | | | | | | | | |
| Game Totals 25 10 15 15 22 37 21 75 13 20 2 91 | | | | | | | | | | | | |
| Game Totals 25 10 15 15 22 37 21 75 13 20 2 91 | | | | | | | | | | | | |
| Game Totals 25 10 15 15 22 37 21 75 13 20 2 91 | | | | | | | | | | | | |
| Game Totals 25 10 15 15 22 37 21 75 13 20 2 91 | | | | | | | | | | | | |
| Game Totals 25 10 15 15 22 37 21 75 13 20 2 91 | | | | | | | | | | | | |
| Game Totals 25 10 15 15 22 37 21 75 13 20 2 91 | | | | | | | | | | | | |
| Game Totals 25 10 15 15 22 37 21 75 13 20 2 91 | | | | | | | | | | | | |
| Game Totals 25 10 15 15 22 37 21 75 13 20 2 91 | | | | | | | | | | | | |
| Game Totals 25 10 15 15 22 37 21 75 13 20 2 91 | | | | | | | | | | | | |
| Game Totals 25 10 15 15 22 37 21 75 13 20 2 91 | | | | | | | | | | | | |
| Game Totals 25 10 15 15 22 37 21 75 13 20 2 91 | | | | | | | | | | | | |
| Game Totals 25 10 15 15 22 37 21 75 13 20 2 91 | | | | | | | | | | | | |
| Game Totals 25 10 15 15 22 37 21 75 13 20 2 91 | | | | | | | | | | | | |
| Game Totals 25 10 15 15 22 37 21 75 13 20 2 91 | | | | | | | | | | | | |
| Game Totals 25 10 15 15 22 37 21 75 13 20 2 91 | | | | | | | | | | | | |
| Game Totals 25 10 15 15 22 37 21 75 13 20 2 91 | | | | | | | | | | | | |
| Game Totals 25 10 15 15 22 37 21 75 13 20 2 91 | | | | | | | | | | | | |
| Game Totals 25 10 15 15 22 37 21 75 13 20 2 91 | | | | | | | | | | | | |
| Game Totals 25 10 15 15 22 37 21 75 13 20 2 91 | | | | | | | | | | | | |
| Game Totals 25 10 15 15 22 37 21 75 13 20 2 91 | | | | | | | | | | | | |
| Game Totals 25 10 15 15 22 37 21 75 13 20 2 91 | | | | | | | | | | | | |
| Game Totals 25 10 15 15 22 37 21 75 13 20 2 91 | | | | | | | | | | | | |
| Game Totals 25 10 15 15 22 37 21 75 13 20 2 91 | | | | | | | | | | | | |
| Game Totals 25 10 15 15 22 37 21 75 13 20 2 91 | | | | | | | | | | | | |
| Game Totals 25 10 15 15 22 37 21 75 13 20 2 91 | | | | | | | | | | | | |
| Game Totals 25 10 15 15 22 37 21 75 13 20 2 91 | | | | | | | | | | | | |
| Game Totals 25 10 15 15 22 37 21 75 13 20 2 91 | | | | | | | | | | | | |
| Game Totals 25 10 15 15 22 37 21 75 13 20 2 91 | | | | | | | | | | | | |
| Game Totals 25 10 15 15 22 37 21 75 13 20 2 91 | | | | | | | | | | | | |
| Game Totals 25 10 15 15 22 37 21 75 13 20 2 91 | | | | | | | | | | | | |
| Game Totals 25 10 15 15 22 37 21 75 13 20 2 91 | | | | | | | | | | | | |
| Game Totals 25 10 15 15 22 37 21 75 13 20 2 91 | | | | | | | | | | | | |
| Game Totals 25 10 15 15 22 37 21 75 13 20 2 91 | | | | | | | | | | | | |
| Game Totals 25 10 15 15 22 37 21 75 13 20 2 91 | | | | | | | | | | | | |
| Game Totals 25 10 15 15 22 37 21 75 13 20 2 91 | | | | | | | | | | | | |
| Game Totals 25 10 15 15 22 37 21 75 13 20 2 91 | | | | | | | | | | | | |
| Game Totals 25 10 15 15 22 37 21 75 13 20 2 91 | | | | | | | | | | | | |
| Game Totals 25 10 15 15 22 37 21 75 13 20 2 91 | | | | | | | | | | | | |
| Game Totals 25 10 15 15 22 37 21 75 13 20 2 91 | | | | | | | | | | | | |
| Game Totals 25 10 15 15 22 37 21 75 13 20 2 91 | | | | | | | | | | | | |
| Game Totals 25 10 15 15 22 37 21 75 13 20 2 91 | | | | | | | | | | | | |
| Game Totals 25 10 15 15 22 37 21 75 13 20 2 91 | | | | | | | | | | | | |
| Game Totals 25 10 15 15 22 37 21 75 13 20 2 91 | | | | | | | | | | | | |
| Game Totals 25 10 15 15 22 37 21 75 13 20 2 91 | | | | | | | | | | | | |
| Game Totals 25 10 15 15 22 37 21 75 13 20 2 91 | | | | | | | | | | | | |
| Game Totals 25 10 15 15 22 37 21 75 13 20 2 91 | | | | | | | | | | | | |
| Game Totals 25 10 15 15 22 37 21 75 13 20 2 91 | | | | | | | | | | | | |
| Game Totals 25 10 15 15 22 37 21 75 13 20 2 91 | | | | | | | | | | | | |
| Game Totals 25 10 15 15 22 37 21 75 13 20 2 91 | | | | | | | | | | | | |
| Game Totals 25 10 15 15 22 37 21 75 13 20 2 91 | | | | | | | | | | | | |
| Game Totals 25 10 15 15 22 37 21 75 13 20 2 91 | | | | | | | | | | | | |
| Game Totals 25 10 15 15 22 37 21 75 13 20 2 91 | | | | | | | | | | | | |
| Game Totals 25 10 15 15 22 37 21 75 13 20 2 91 | | | | | | | | | | | | |
| Game Totals 25 10 15 15 22 37 21 75 13 20 2 91 | | | | | | | | | | | | |
| Game Totals 25 10 15 15 22 37 21 75 13 20 2 91 | | | | | | | | | | | | |
| Game Totals 25 10 15 15 22 37 21 75 13 20 2 91 | | | | | | | | | | | | |
| Game Totals 25 10 15 15 22 37 21 75 13 20 2 91 | | | | | | | | | | | | |
| Game Totals 25 10 15 15 22 37 21 75 13 20 2 91 | | | | | | | | | | | | |
| Game Totals 25 10 15 15 22 37 21 75 13 20 2 91 | | | | | | | | | | | | |
| Game Totals 25 10 15 15 22 37 21 75 13 20 2 91 | | | | | | | | | | | | |
| Game Totals 25 10 15 15 22 37 21 75 13 20 2 91 | | | | | | | | | | | | |
| Game Totals 25 10 15 15 22 37 21 75 13 20 2 91 | | | | | | | | | | | | |
| Game Totals 25 10 15 15 22 37 21 75 13 20 2 91 | | | | | | | | | | | | |
| Game Totals 25 10 15 15 22 37 21 75 13 20 2 91 | | | | | | | | | | | | |
| Game Totals 25 10 15 15 22 37 21 75 13 20 2 91 | | | | | | | | | | | | |
| Game Totals 25 10 15 15 22 37 21 75 13 20 2 91 | | | | | | | | | | | | |
| Game Totals 25 10 15 15 22 37 21 75 13 20 2 91 | | | | | | | | | | | | |
| Game Totals 25 10 15 15 22 37 21 75 13 20 2 91 | | | | | | | | | | | | |
| Game Totals 25 10 15 15 22 37 21 75 13 20 2 91 | | | | | | | | | | | | |
| Game Totals 25 10 15 15 22 37 21 75 13 20 2 91 | | | | | | | | | | | | |
| Game Totals 25 10 15 15 22 37 21 75 13 20 2 91 | | | | | | | | | | | | |
| Game Totals 25 10 15 15 22 37 21 75 13 20 2 91 | | | | | | | | | | | | |
| Game Totals 25 10 15 15 22 37 21 75 13 20 2 91 | | | | | | | | | | | | |
| Game Totals 25 10 15 15 22 37 21 75 13 20 2 91 | | | | | | | | | | | | |
| Game Totals 25 10 15 15 22 37 21 75 13 20 2 91 | | | | | | | | | | | | |
| Game Totals 25 10 15 15 22 37 21 75 13 20 2 91 | | | | | | | | | | | | |
| Game Totals 25 10 15 15 22 37 21 75 13 20 2 91 | | | | | | | | | | | | |
| Game Totals 25 10 15 15 22 37 21 75 13 20 2 91 | | | | | | | | | | | | |
| Game Totals 25 10 15 15 22 37 21 75 13 20 2 91 | | | | | | | | | | | | |
| Game Totals 25 10 15 15 22 37 21 75 13 20 2 91 | | | | | | | | | | | | |
| Game Totals 25 10 15 15 22 37 21 75 13 20 2 91 | | | | | | | | | | | | |
| | | | | | | | | | | | | |

FG % 1st Half: 11-30 36.7% 2nd Half: 14-29 48.3% Game: 25-59 42.4%
 3FG % 1st Half: 5-17 29.4% 2nd Half: 6-14 42.9% Game: 10-31 32.3%
 FT % 1st Half: 14-19 73.7% 2nd Half: 1-2 50.0% Game: 15-21 71.4%
 Deaual Rebounds 3

Officials: Norm Kodwa, Derek Schultz, Christopher Merino
 Technical fouls: Arkansas State-None, Coastal Carolina-Keishawn Brewster
 Attendance: 1919

| Score by periods | 1st | 2nd | OT | Total |
|------------------|-----|-----|----|-------|
| Arkansas State | 38 | 42 | 0 | 80 |
| Coastal Carolina | 40 | 35 | 75 | 82 |

Last FG - ASU 2nd-02:18, CCU 2nd-00:05
 Largest lead - ASU by 13:24-08:55, CCU by 12:21-11:15
 ASU led for 11:54, CCU led for 25:12. Game was tied for 02:54.

Score tied - 4 times
 Lead changed - 7 times

Game 21

South Alabama 71 - 12:9, 5-5 SBC

| # | Player | Total | 3-Pr | | Rebounds | | Off | Def | PF | TP | A | T | Bk | St | Min |
|--|----------------|--------|--------|-------|----------|----|-----|-----|----|----|----|-----|-----|----|-----|
| | | FG-FGA | FT-FTA | Off | Def | PF | TP | A | T | Bk | St | Min | | | |
| 33 | Josh Alsayi | 1 | 7-14 | 0-0 | 9-13 | 6 | 3 | 9 | 3 | 23 | 1 | 0 | 0 | 0 | 39 |
| 01 | Heath Mitchell | 1 | 3-5 | 0-1 | 0-1 | 1 | 3 | 4 | 2 | 6 | 0 | 0 | 0 | 0 | 27 |
| 01 | Heath Mitchell | 8 | 4-5 | 1-2 | 6-10 | 0 | 4 | 4 | 3 | 15 | 2 | 1 | 0 | 0 | 32 |
| 21 | Chad Lott | 8 | 3-5 | 0-0 | 5-8 | 0 | 1 | 1 | 11 | 3 | 1 | 0 | 0 | 0 | 32 |
| 00 | John Pethway | 9 | 1-5 | 0-0 | 3-4 | 0 | 5 | 5 | 3 | 1 | 2 | 0 | 0 | 0 | 32 |
| 00 | Kevin Morris | 0 | 0-0 | 0-0 | 0 | 1 | 0 | 0 | 1 | 0 | 0 | 0 | 0 | 1 | 0 |
| 22 | Andre Fox | 4-10 | 2-5 | 1-2 | 3 | 3 | 3 | 11 | 1 | 0 | 0 | 0 | 0 | 31 | |
| | Team | 1 | 1 | 2 | | | | | | | | | | | |
| Totals | | 22-44 | 3-8 | 24-38 | 8 | 20 | 18 | 71 | 5 | 9 | 2 | 8 | 200 | | |
| FG % 1st Half: 9-22 40.9% 2nd Half: 13-22 59.1% Games: 22-44 50.0% | | | | | | | | | | | | | | | |
| FT % 1st Half: 0-4 0.0% 2nd Half: 2-5 40.0% Games: 2-7 28.6% | | | | | | | | | | | | | | | |
| PF % 1st Half: 9-14 64.3% 2nd Half: 15-24 62.5% Games: 24-38 63.2% | | | | | | | | | | | | | | | |

Arkansas State 75 - 147, 64-SBC

FG % 1st Half: 9-22 40.9% 2nd Half: 13-22 59.1% Game: 22-44 50.0%
 3FG % 1st Half: 4-10 40.0% 2nd Half: 3-4 75.0% Game: 3-8 37.5%
 FT % 1st Half: 9-14 64.3% 2nd Half: 18-24 75.0% Game: 24-38 63.2%
 Deaual Rebounds 4

Arkansas State 75 - 14:7, 6-5 SBC

| | | | | | | | | | | | | | | | |
|--|-------------------|-----|-------|-------|-------|---|----|----|----|----|----|----|---|---|-----|
| 03 | Fields, Caleb | 9 | 0-2 | 0-2 | 3-4 | 0 | 0 | 0 | 0 | 1 | 3 | 1 | 4 | 0 | 30 |
| 11 | Eggleston, Melo | 6 | 1-5 | 0-2 | 1-2 | 0 | 9 | 9 | 3 | 1 | 1 | 2 | 0 | 0 | 33 |
| 23 | Eaton, Marquis | 4 | 4-6 | 4-7 | 0 | 4 | 4 | 19 | 4 | 3 | 0 | 0 | 0 | 0 | 27 |
| 01 | Johnson, Jerry | 2 | 2-9 | 4-7 | 0 | 0 | 0 | 2 | 10 | 5 | 1 | 0 | 0 | 0 | 21 |
| 05 | Willis, Christian | 6 | 3-4 | 2-2 | 1 | 2 | 3 | 1 | 17 | 6 | 0 | 0 | 0 | 0 | 27 |
| 12 | Kus, Canberk | 2-4 | 1-2 | 0 | 0 | 4 | 4 | 5 | 0 | 2 | 1 | 0 | 0 | 0 | 11 |
| 32 | Jackson, Antwon | 1-2 | 0 | 0 | 2-2 | 2 | 2 | 1 | 4 | 0 | 0 | 0 | 0 | 0 | 10 |
| Totals | | | 22-44 | 10-25 | 21-26 | 5 | 24 | 29 | 26 | 75 | 21 | 15 | 4 | 2 | 200 |
| FG 1st Half: 10-21 47.6% 2nd Half: 12-23 52.2% Game: 22-44 50.0% | | | | | | | | | | | | | | | |
| FT 1st Half: 4-5 80.0% 2nd Half: 6-9 66.7% Game: 10-24 41.7% | | | | | | | | | | | | | | | |
| PF 1st Half: 6-6 75.0% 2nd Half: 15-18 83.3% Game: 21-26 80.8% | | | | | | | | | | | | | | | |
| Technical fouls: South Hawks TEAM, Owen Shortt, Mike Nance | | | | | | | | | | | | | | | |
| Officials: Marjorie Pietrewow, Owen Shortt, Mike Nance | | | | | | | | | | | | | | | |
| Technical fouls: South Hawks TEAM, Owen Shortt, Mike Nance | | | | | | | | | | | | | | | |
| Attendance: 3119 | | | | | | | | | | | | | | | |

FG % 1st Half: 10-21 47.6% 2nd Half: 12-23 52.2% Game: 22-44 50.0%
 3FG % 1st Half: 5-11 45.5% 2nd Half: 5-14 35.7% Game: 10-26 40.0%
 FT % 1st Half: 6-8 75.0% 2nd Half: 18-25 72.0% Game: 21-25 84.0%
 Deaual Rebounds 2

Officials: Marques Pettigrew, Owen Shortt, Mike Nance
 Technical fouls: South Alabama-Team, Arkansas State-None
 Attendance: 3119

| Score by periods | 1st | 2nd | OT | Total |
|------------------|-----|-----|----|-------|
| Arkansas State | 27 | 44 | 71 | 72 |
| South Alabama | 31 | 44 | 75 | 80 |

Last FG - ASU 2nd-02:18, ASU 2nd-01:46
 Largest lead - USA None, ASU by 12:26-09:03
 ASU led for 00:05, ASU led for 37:51. Game was tied for 02:09.

Score tied - 2 times
 Lead changed - 0 times

Game 22

Arkansas State 78 - 15:7, 7-4 SBC

| # | Player | Total | 3-pts | | Rebounds | | | | | | | | |
|---|-------------------|--------|--------|-------|----------|----|----|----|----|----|----|-----|-----|
| | | FG-FGA | FT-FTA | Off | Def | PF | TP | A | T | Bk | St | Min | |
| 04 | Mathews, J.J. | 1 | 4-5 | 0-0 | 3-7 | 1 | 1 | 2 | 4 | 1 | 2 | 0 | 16 |
| 06 | Fields, Caleb | 2 | 7-13 | 3-4 | 0 | 2 | 2 | 4 | 8 | 3 | 3 | 0 | 30 |
| 11 | Eggleston, Melo | 6 | 5-13 | 0-1 | 3-6 | 7 | 9 | 15 | 4 | 1 | 1 | 0 | 30 |
| 12 | Kus, Canberk | 3 | 3-7 | 0-1 | 2-4 | 6 | 10 | 2 | 8 | 1 | 1 | 2 | 19 |
| 23 | Eaton, Marquis | 5 | 2-6 | 1-3 | 0-0 | 0 | 2 | 3 | 5 | 3 | 0 | 0 | 34 |
| 01 | Johnson, Jerry | 4 | 7-7 | 4-6 | 0-0 | 0 | 2 | 2 | 3 | 1 | 0 | 1 | 22 |
| 03 | Wilson, Kobe | 1 | 0-1 | 0-0 | 2-2 | 0 | 0 | 0 | 0 | 0 | 0 | 0 | 2 |
| 05 | Willis, Christian | 1 | 1-1 | 0-0 | 2-2 | 0 | 0 | 3 | 4 | 0 | 0 | 0 | 12 |
| 32 | Jackson, Antwon | 4 | 4-4 | 1-1 | 2-2 | 0 | 3 | 5 | 11 | 0 | 1 | 0 | 24 |
| 15 | Scoggins, Jake | 1 | 0-1 | 0-0 | 0-0 | 0 | 0 | 0 | 2 | 0 | 0 | 0 | 1 |
| Team | | 0 | 0-0 | 0-0 | 0 | | | | | | | | |
| Total | | 27 | 17-52 | 11-17 | 2 | 28 | 37 | 78 | 18 | 9 | 4 | 4 | 200 |
| FG % 1st Half: 15-30 50.0% 2nd Half: 12-22 54.5% Games: 27 52 51.9% | | | | | | | | | | | | | |

ARKANSAS STATE BASKETBALL

Game 28

ULM 66 - 8-18, 4-13 SBC

| # | Player | Total | | 3-Pr | | Rebounds | | PF | TP | A | TO | Bk | St | Min |
|--------|-----------------|-------|------|------|-----|----------|-----|----|----|----|----|----|----|-----|
| | | FG | FGA | FT | FTA | Off | Def | | | | | | | |
| 05 | Tynee White | 7-13 | 2-4 | 2-4 | 1 | 5 | 6 | 3 | 18 | 3 | 1 | 0 | 1 | 37 |
| 00 | Chris Ethelwei | 4-6 | 0-0 | 0-0 | 5 | 3 | 8 | 4 | 8 | 0 | 1 | 1 | 1 | 21 |
| 01 | Ene Okonade | 5-7 | 2-3 | 0-0 | 0 | 2 | 2 | 0 | 12 | 2 | 2 | 1 | 0 | 32 |
| 06 | Michael Ertel | 6-16 | 2-9 | 3-4 | 0 | 3 | 3 | 2 | 17 | 3 | 1 | 0 | 2 | 39 |
| 10 | Langston Powell | 2-9 | 2-7 | 1-2 | 0 | 7 | 7 | 0 | 7 | 3 | 2 | 0 | 2 | 36 |
| 14 | Eljah Hieph | 3-2 | 0-0 | 0-0 | 0 | 1 | 2 | 4 | 0 | 1 | 0 | 0 | 0 | 16 |
| 15 | Josh Nicholas | 0-0 | 0-0 | 0-0 | 0 | 1 | 1 | 0 | 0 | 1 | 3 | 0 | 0 | 9 |
| 02 | D'Andre Bernard | 0-1 | 0-0 | 0-0 | 1 | 1 | 2 | 0 | 0 | 0 | 0 | 0 | 0 | 7 |
| 23 | Young White | 0-0 | 0-0 | 0-0 | 0 | 0 | 0 | 2 | 0 | 0 | 0 | 0 | 0 | 2 |
| 24 | Dadou Traore | 0-0 | 0-0 | 0-0 | 0 | 0 | 0 | 2 | 0 | 0 | 0 | 0 | 0 | 1 |
| Team | | | | | | | | | | | | | | |
| Totals | | 26-54 | 8-23 | 6-10 | 7 | 23 | 35 | 15 | 66 | 12 | 12 | 2 | 6 | 200 |

FG % 1st Half: 17.29 58.6% 2nd half: 9.25 36.0% Game: 26-54 48.1%
 3FG % 1st Half: 6-12 50.0% 2nd half: 2-11 18.2% Game: 8-23 34.8%
 FT % 1st Half: 1-2 50.0% 2nd half: 5-6 83.3% Game: 6-10 60.0%

Arkansas State 52 - 15-13, 7-10 SBC

| # | Player | Total | | 3-Pr | | Rebounds | | PF | TP | A | TO | Bk | St | Min |
|--------|-------------------|-------|------|-------|-----|----------|-----|----|----|----|----|----|----|-----|
| | | FG | FGA | FT | FTA | Off | Def | | | | | | | |
| 04 | Mathews, J.J. | 3-7 | 0-0 | 0-1 | 1 | 4 | 5 | 1 | 6 | 1 | 4 | 0 | 0 | 18 |
| 00 | Fields, Caleb | 2-9 | 0-2 | 2-2 | 0 | 1 | 1 | 1 | 6 | 6 | 2 | 0 | 1 | 35 |
| 11 | Eggleston, Melo | 2-5 | 0-2 | 1-3 | 2 | 2 | 4 | 0 | 5 | 0 | 1 | 0 | 0 | 24 |
| 12 | Kus, Canberk | 2-8 | 0-1 | 0-0 | 2 | 4 | 6 | 2 | 4 | 0 | 1 | 1 | 0 | 18 |
| 23 | Eaton, Marquis | 7-13 | 2-5 | 1-2 | 2 | 1 | 3 | 1 | 17 | 2 | 2 | 0 | 2 | 37 |
| 01 | Johnson, Jerry | 0-1 | 0-1 | 0-0 | 0 | 0 | 0 | 1 | 0 | 1 | 2 | 0 | 0 | 18 |
| 02 | Wilson, Kobe | 0-1 | 0-0 | 0-0 | 0 | 1 | 1 | 0 | 0 | 0 | 0 | 0 | 0 | 3 |
| 06 | Brevard, Malik | 1-2 | 0-0 | 3-4 | 1 | 5 | 6 | 4 | 5 | 1 | 2 | 0 | 0 | 20 |
| 05 | Willis, Christian | 0-2 | 0-1 | 0-0 | 0 | 1 | 1 | 1 | 0 | 0 | 1 | 0 | 0 | 5 |
| 32 | Jackson, Antwon | 3-6 | 0-0 | 3-3 | 5 | 3 | 8 | 2 | 9 | 1 | 1 | 0 | 1 | 22 |
| Team | | | | | | | | | | | | | | |
| Totals | | 20-54 | 2-12 | 10-15 | 13 | 22 | 35 | 13 | 52 | 12 | 16 | 1 | 4 | 200 |

FG % 1st Half: 11.27 40.7% 2nd half: 9.27 33.3% Game: 20-54 37.0%
 3FG % 1st Half: 0-5 0.0% 2nd half: 2-7 28.6% Game: 2-12 16.7%
 FT % 1st Half: 4-7 57.1% 2nd half: 6-8 75.0% Game: 10-15 66.7%

Officials: Michael Terry, Stephen Onks Jr., Rick Roadall
 Technical fouls: ULM TEAM, Arkansas State TEAM.
 Attendance: 1207

| Score by periods | | | | Points | | | | In | | | | Out | | | | 2nd | | | | Fast | | | | Bench | | | |
|------------------|-----|-----|-------|--------|-----|-----|-----|-------|-----|--------|-------|-------|-----|--------|-------|-------|-----|--------|-------|-------|-----|--------|-------|-------|-----|--------|-------|
| | 1st | 2nd | Total | ULM | ASU | ULM | ASU | Paint | T/O | Chance | Break | Paint | T/O | Chance | Break | Paint | T/O | Chance | Break | Paint | T/O | Chance | Break | Paint | T/O | Chance | Break |
| Arkansas State | 41 | 25 | 66 | 18 | 9 | 11 | 8 | 4 | | | | | | | | | | | | | | | | | | | |
| Arkansas State | 26 | 26 | 52 | 36 | 8 | 11 | 8 | 4 | | | | | | | | | | | | | | | | | | | |

Last FG - ULM 2nd 02:34, ASU 2nd 00:48.
 Largest lead - ULM by 23 2nd 10:27, ASU None.
 ULM led for 39:29, ASU led for 00:00, Game was tied for 00:21.

Game 29

Little Rock 81 - 19-9, 13-4 SBC

| # | Player | Total | | 3-Pr | | Rebounds | | PF | TP | A | TO | Bk | St | Min |
|--------|-----------------|-------|------|-------|-----|----------|-----|----|----|----|----|----|----|-----|
| | | FG | FGA | FT | FTA | Off | Def | | | | | | | |
| 20 | Kamari Johnson | 9-12 | 0-0 | 14-19 | 6 | 10 | 16 | 2 | 32 | 0 | 3 | 1 | 1 | 37 |
| 44 | Rud Moryyong | 3-6 | 0-0 | 2-5 | 1 | 6 | 7 | 5 | 8 | 2 | 0 | 3 | 0 | 23 |
| 00 | Ben Coupet Jr. | 0-4 | 0-2 | 4-4 | 0 | 6 | 6 | 3 | 4 | 0 | 1 | 0 | 1 | 27 |
| 01 | Markquis Nowell | 6-14 | 2-6 | 5-6 | 0 | 3 | 3 | 4 | 19 | 6 | 2 | 0 | 2 | 36 |
| 33 | Jovan Stulic | 3-5 | 2-3 | 0-0 | 1 | 2 | 3 | 0 | 8 | 2 | 1 | 0 | 0 | 34 |
| 10 | Mario Lulic | 1-3 | 0-2 | 1-1 | 0 | 0 | 0 | 1 | 3 | 0 | 1 | 0 | 0 | 12 |
| 11 | Jaizec Lottie | 3-5 | 0-0 | 0-0 | 0 | 0 | 0 | 3 | 6 | 4 | 0 | 0 | 1 | 24 |
| 13 | Sam Dunkum | 0-0 | 0-0 | 0-0 | 0 | 0 | 0 | 0 | 0 | 0 | 0 | 0 | 0 | 0+ |
| 25 | Nicola Maric | 0-1 | 0-0 | 1-2 | 0 | 1 | 1 | 5 | 1 | 0 | 2 | 0 | 0 | 7 |
| Team | | | | | | | | | | | | | | |
| Totals | | 25-50 | 4-13 | 27-37 | 8 | 28 | 36 | 23 | 81 | 14 | 10 | 4 | 5 | 200 |

FG % 1st Half: 14.30 46.7% 2nd half: 11.20 55.0% Game: 25-50 50.0%
 3FG % 1st Half: 1-8 12.5% 2nd half: 3-5 60.0% Game: 4-13 30.8%
 FT % 1st Half: 8-10 80.0% 2nd half: 19-27 70.4% Game: 27-37 73.0%

Arkansas State 78 - 15-14, 7-11 SBC

| # | Player | FG | FGA | FT | FTA | Off | Def | Reb | PF | TP | A | TO | Bk | St | Min | | | | | | | | | | | | | | |
|--------------|-------------------|-------|------|-------|-----|----------|-----|-------|----|-------|---|-------|----|-------|-----|-------|--|----|--|---|--|---|--|---|--|-----|--|------------|--|
| 03 | Brevard, Malik | 4-5 | 0-0 | 2-2 | 5 | 3 | 8 | 5 | 10 | 0 | 0 | 0 | 0 | 0 | 16 | | | | | | | | | | | | | | |
| 04 | Mathews, J.J. | 2-6 | 0-0 | 0-0 | 2 | 2 | 4 | 5 | 4 | 0 | 0 | 0 | 1 | 0 | 15 | | | | | | | | | | | | | | |
| 01 | Johnson, Jerry | 2-12 | 1-10 | 4-5 | 2 | 4 | 6 | 1 | 9 | 5 | 2 | 0 | 1 | 0 | 38 | | | | | | | | | | | | | | |
| 12 | Kus, Canberk | 4-11 | 0-4 | 0-0 | 1 | 3 | 4 | 5 | 8 | 0 | 2 | 0 | 1 | 0 | 29 | | | | | | | | | | | | | | |
| 23 | Eaton, Marquis | 10-21 | 5-7 | 2-2 | 1 | 4 | 5 | 1 | 27 | 3 | 1 | 0 | 3 | 0 | 40 | | | | | | | | | | | | | | |
| 00 | Fields, Caleb | 2-6 | 0-2 | 7-8 | 1 | 3 | 4 | 11 | 5 | 3 | 0 | 1 | 0 | 0 | 35 | | | | | | | | | | | | | | |
| 05 | Willis, Christian | 2-2 | 0-0 | 0-1 | 0 | 0 | 0 | 0 | 4 | 0 | 0 | 0 | 0 | 0 | 2 | | | | | | | | | | | | | | |
| 11 | Eggleston, Melo | 0-1 | 0-0 | 0-2 | 0 | 3 | 3 | 0 | 0 | 1 | 0 | 0 | 0 | 0 | 8 | | | | | | | | | | | | | | |
| 32 | Jackson, Antwon | 2-5 | 0-0 | 1-3 | 5 | 0 | 5 | 5 | 2 | 0 | 0 | 0 | 0 | 1 | 17 | | | | | | | | | | | | | | |
| Team | | 0-0 | | | | | | | | | | | | | | | | | | | | | | | | | | | |
| Totals | | 28-69 | | 6-23 | | 16-23 | | 17 | | 22 | | 39 | | 29 | | 78 | | 15 | | 9 | | 1 | | 6 | | 200 | | | |
| FG % in Hl: | | 11-31 | | 32.3% | | 2nd hnt: | | 18-38 | | 47.4% | | Game: | | 28-69 | | 40.6% | | | | | | | | | | | | Decisional | |
| FG % in 2nd: | | 4-13 | | 30.8% | | 2nd hnt: | | 10-20 | | 50.0% | | Game: | | 17-22 | | 77.3% | | | | | | | | | | | | Decisional | |
| FT % in Hl: | | 11-14 | | 78.6% | | 2nd hnt: | | 5-9 | | 55.6% | | Game: | | 16-23 | | 69.6% | | | | | | | | | | | | Decisional | |

Officials: Wesley Ford Keith Patterson Sean Cassidy
Physical Eds: Little Rock-North Arkansas State University
Attendance: 2815

FG % 1st Half: 10.31 32.3% 2nd half: 18.38 47.4% Game: 28-69 40.6%
 3FG % 1st Half: 4-13 30.8% 2nd half: 2-10 20.0% Game: 6-23 26.1%
 FT % 1st Half: 11-14 78.6% 2nd half: 5-9 55.6% Game: 16-23 69.6%

Officials: Wesley Ford, Keith Patterson, Sean Cassidy
 Technical fouls: Little Rock-None, Arkansas State-None.
 Attendance: 2815

| Score by periods | | | | Points | | | | In | | | | Out | | | | 2nd | | | | Fast | | | | Bench | | | |
|------------------|-----|-----|-------|-------------|----------------|-------------|-----|-------|-----|--------|-------|-------|-----|--------|-------|-------|-----|--------|-------|-------|-----|--------|-------|-------|-----|--------|-------|
| | 1st | 2nd | Total | Little Rock | Arkansas State | Little Rock | ASU | Paint | T/O | Chance | Break | Paint | T/O | Chance | Break | Paint | T/O | Chance | Break | Paint | T/O | Chance | Break | Paint | T/O | Chance | Break |
| Arkansas State | 37 | 44 | 81 | 38 | 12 | 9 | 7 | 10 | | | | | | | | | | | | | | | | | | | |
| Arkansas State | 35 | 43 | 78 | 40 | 14 | 20 | 11 | 20 | | | | | | | | | | | | | | | | | | | |

Last FG - LR 2nd 00:54, ASU 2nd 00:00.
 Largest lead - LR by 7 1st 15:52, ASU by 4 1st 07:08.
 LR led for 23:57, ASU led for 08:57, Game was tied for 07:06.

Game 30

Arkansas State 74 - 15-15, 7-12 SBC

| # | Player | Total | | 3-Pr | | Rebounds | | PF | TP | A | TO | Bk | St | Min |
|--------|-------------------|-------|------|-------|-----|----------|-----|----|----|---|----|----|----|-----|
| | | FG | FGA | FT | FTA | Off | Def | | | | | | | |
| 03 | Brevard, Malik | 1-1 | 0-0 | 0-0 | 1 | 2 | 3 | 4 | 2 | 0 | 4 | 1 | 0 | 13 |
| 04 | Mathews, J.J. | 3-3 | 0-0 | 2-2 | 2 | 3 | 5 | 1 | 8 | 0 | 4 | 1 | 0 | 25 |
| 00 | Fields, Caleb | 3-9 | 2-4 | 3-4 | 0 | 7 | 7 | 1 | 11 | 2 | 1 | 0 | 1 | 36 |
| 12 | Kus, Canberk | 4-6 | 0-0 | 4-4 | 3 | 7 | 10 | 2 | 12 | 1 | 0 | 0 | 1 | 34 |
| 23 | Eaton, Marquis | 10-19 | 1-4 | 7-8 | 0 | 1 | 1 | 4 | 29 | 3 | 2 | 0 | 1 | 36 |
| 01 | Johnson, Jerry | 0-3 | 0-3 | 0-0 | 1 | 1 | 2 | 0 | 0 | 0 | 2 | 0 | 1 | 11 |
| 05 | Willis, Christian | 1-4 | 0-2 | 0-0 | 0 | 0 | 0 | 1 | 2 | 1 | 1 | 0 | 1 | 17 |
| 11 | Eggleston, Melo | 2-4 | 0-1 | 2-2 | 1 | 4 | 5 | 4 | 6 | 0 | 4 | 0 | 0 | 17 |
| 32 | Jackson, Antwon | 2-3 | 0-0 | 1-1 | 0 | 0 | 0 | 1 | 5 | 1 | 1 | 0 | 1 | 11 |
| Team | | | | | | | | | | | | | | |
| Totals | | 26-52 | 3-14 | 19-21 | 11 | 25 | 36 | 18 | 74 | 8 | 19 | 2 | 6 | 200 |

FG % 1st Half: 14.25 56.0% 2nd half: 12.27 44.4% Game: 26-52 50.0%
 3FG % 1st Half: 3-8 37.5% 2nd half: 0-6 0.0% Game: 3-14 21.4%
 FT % 1st Half: 6-7 85.7% 2nd half: 13-14 92.9% Game: 19-21 90.5%

Louisiana 77 - 12-17, 7-11 SBC

| | | | | | | | | | | | | | | |
|--|--------------------|------|-------|-----------|-------|-------|-------|----|-------|-------|---|---|---|---------|
| 01 | Jalen Johnson | 1 | 4-11 | 0-3 | 4-5 | 3 | 1 | 4 | 12 | 0 | 1 | 0 | 1 | 25 |
| 02 | Dou Givney | 1 | 1-5 | 0-0 | 0-0 | 1 | 5 | 6 | 0 | 4 | 1 | 0 | 1 | 25 |
| 03 | Devin Williams | 1 | 2-9 | 0-0 | 0-0 | 2 | 1 | 3 | 2 | 2 | 2 | 0 | 0 | 38 |
| 13 | Mykyl Wilson | 1 | 6-10 | 0-4 | 2-3 | 1 | 7 | 8 | 2 | 0 | 2 | 2 | 1 | 37 |
| 21 | P.J. Hardy | 1 | 4-15 | 6-12 | 1-3 | 2 | 0 | 2 | 3 | 19 | 2 | 1 | 1 | 23 |
| 22 | Devin Williams | 1 | 1-1 | 0-0 | 0-0 | 0 | 1 | 1 | 0 | 0 | 0 | 0 | 0 | 5 |
| 25 | Kristian Lafayette | 1 | 2-2 | 0-0 | 0-0 | 0 | 1 | 1 | 3 | 0 | 1 | 1 | 1 | 12 |
| 26 | Travian Wesley | 1 | 1-2 | 0-0 | 0-0 | 0 | 0 | 0 | 2 | 2 | 3 | 0 | 0 | 23 |
| Totals | | | 27-64 | 18-29 | 15-11 | 17 | 27 | 20 | 72 | 11 | 7 | 1 | 3 | 200 |
| FG % 1st half: | | 9-35 | 25.7% | 2nd half: | 18-29 | 62.1% | Game: | | 27-64 | 42.2% | | | | DePaul |
| 3FG % 1st half: | | 3-17 | 17.6% | 2nd half: | 5-12 | 41.7% | Game: | | 9-29 | 27.6% | | | | Rebound |
| FT % 1st half: | | 4-5 | 80.0% | 2nd half: | 11-14 | 78.6% | Game: | | 15-19 | 78.9% | | | | |
| Coaches: Robert Fisher, Will Howard, Don Short | | | | | | | | | | | | | | |
| Technical staff: Arkansas State Mathews, J.J. Louisiana-Matthew Wilson | | | | | | | | | | | | | | |
| Attendance: 3651 | | | | | | | | | | | | | | |
| Rebounds: 3651 | | | | | | | | | | | | | | |

ARKANSAS STATE BASKETBALL

Arkansas State Game Highs



2019-20 Arkansas State Men's Basketball
Arkansas State Team High/Low Analysis (as of Mar 01, 2020)
All games



Arkansas State - TEAM GAME HIGHS

| | | |
|-----------------------|--------------|---------------------------------|
| POINTS | 90 | GEORGIA STATE (01/06/20) |
| | 87 | at Little Rock (02/08/20) |
| | 84 | FREED-HARDEMAN (12/28/19) |
| | 82 | IDAHO (11/17/19) |
| | 80 | at Coastal Carolina (01/18/20) |
| | 80 | at Appalachian State (01/16/20) |
| | 80 | at Colorado State (11/20/19) |
| | 80 | UC DAVIS (11/15/19) |
| FIELD GOALS MADE | 31 | FREED-HARDEMAN (12/28/19) |
| | 31 | IDAHO (11/17/19) |
| FIELD GOAL ATTEMPTS | 69 | LITTLE ROCK (02/22/20) |
| | 66 | at Appalachian State (01/16/20) |
| | 66 | FREED-HARDEMAN (12/28/19) |
| FIELD GOAL PERCENTAGE | .580 (29-50) | VMI (11/14/19) |
| | .525 (31-59) | IDAHO (11/17/19) |
| 3 PT FIELD GOALS MADE | 13 | at Colorado State (11/20/19) |
| | 11 | at Little Rock (02/08/20) |
| 3 PT FG ATTEMPTS | 25 | SOUTH ALABAMA (01/23/20) |
| | 24 | at Coastal Carolina (01/18/20) |
| | 24 | at Appalachian State (01/16/20) |
| 3 PT FG PERCENTAGE | .650 (13-20) | at Colorado State (11/20/19) |
| | .500 (11-22) | at Little Rock (02/08/20) |
| FREE THROWS MADE | 39 | COASTAL CAROLINA (02/01/20) |
| | 34 | GEORGIA STATE (01/06/20) |
| FREE THROW ATTEMPTS | 54 | COASTAL CAROLINA (02/01/20) |
| | 42 | GEORGIA STATE (01/06/20) |
| FREE THROW PERCENTAGE | .905 (19-21) | at Louisiana (02/26/20) |
| | .875 (14-16) | at Missouri State (12/11/19) |
| REBOUNDS | 46 | at Appalachian State (01/16/20) |
| | 41 | FREED-HARDEMAN (12/28/19) |
| ASSISTS | 22 | IDAHO (11/17/19) |
| | 21 | SOUTH ALABAMA (01/23/20) |
| | 21 | VMI (11/14/19) |
| STEALS | 19 | TROY (01/11/20) |
| | 12 | UC DAVIS (11/15/19) |
| BLOCKED SHOTS | 5 | FREED-HARDEMAN (12/28/19) |
| | 5 | LOUISIANA (12/18/19) |
| | 5 | IDAHO (11/17/19) |
| TURNOVERS | 23 | at Ole Miss (11-8-19) |
| | 20 | SFA (11/30/19) |
| FOULS | 29 | LITTLE ROCK (02/22/20) |
| | 29 | at Troy (01/25/20) |

Opponent Game Highs



2019-20 Arkansas State Men's Basketball
Arkansas State High/Low Analysis (as of Mar 01, 2020)
All games



Opponent - GAME HIGHS

| | | |
|-----------------------|--------------|---------------------------------|
| POINTS | 90 | at Little Rock (02/08/20) |
| | 87 | GEORGIA STATE (01/06/20) |
| | 83 | COASTAL CAROLINA (02/01/20) |
| | 83 | at Appalachian State (01/16/20) |
| | 81 | LITTLE ROCK (02/22/20) |
| FIELD GOALS MADE | 32 | GEORGIA STATE (01/06/20) |
| | 31 | UT ARLINGTON (01/02/20) |
| FIELD GOAL ATTEMPTS | 64 | at Louisiana (02/26/20) |
| | 62 | GEORGIA STATE (01/06/20) |
| FIELD GOAL PERCENTAGE | .568 (25-44) | at Missouri State (12/11/19) |
| | .525 (31-59) | UT ARLINGTON (01/02/20) |
| 3 PT FIELD GOALS MADE | 12 | FREED-HARDEMAN (12/28/19) |
| | 10 | at Little Rock (02/08/20) |
| | 10 | at Coastal Carolina (01/18/20) |
| 3 PT FG ATTEMPTS | 31 | at Coastal Carolina (01/18/20) |
| | 30 | TROY (01/11/20) |
| 3 PT FG PERCENTAGE | .571 (4-7) | at South Alabama (01/09/20) |
| | .480 (12-25) | FREED-HARDEMAN (12/28/19) |
| FREE THROWS MADE | 30 | at Little Rock (02/08/20) |
| | 29 | at Appalachian State (01/16/20) |
| | 29 | TEXAS STATE (01/04/20) |
| FREE THROW ATTEMPTS | 38 | SOUTH ALABAMA (01/23/20) |
| | 37 | LITTLE ROCK (02/22/20) |
| FREE THROW PERCENTAGE | .857 (30-35) | at Little Rock (02/08/20) |
| | .833 (15-18) | at Texas State (02/15/20) |
| REBOUNDS | 42 | UT ARLINGTON (01/02/20) |
| | 42 | SFA (11/30/19) |
| ASSISTS | 27 | UT ARLINGTON (01/02/20) |
| | 21 | at Colorado State (11/20/19) |
| | 21 | IDAHO (11/17/19) |
| STEALS | 14 | at Ole Miss (11-8-19) |
| | 12 | at South Alabama (01/09/20) |
| BLOCKED SHOTS | 6 | at Colorado State (11/20/19) |
| | 4 | LITTLE ROCK (02/22/20) |
| | 4 | at Texas State (02/15/20) |
| | 4 | at Little Rock (02/08/20) |
| | 4 | at Troy (01/25/20) |
| | 4 | at ULM (12/21/19) |
| | 4 | at Missouri State (12/11/19) |
| TURNOVERS | 23 | TROY (01/11/20) |
| | 23 | UC DAVIS (11/15/19) |
| FOULS | 33 | COASTAL CAROLINA (02/01/20) |
| | 30 | LOUISIANA (12/18/19) |

Arkansas State Game Lows



2019-20 Arkansas State Men's Basketball
Arkansas State High/Low Analysis (as of Mar 01, 2020)
All games



Arkansas State - GAME LOWS

| | | |
|-----------------------|--------------|---------------------------------|
| POINTS | 43 | at Ole Miss (11-8-19) |
| | 52 | UT ARLINGTON (01/02/20) |
| | 52 | ULM (02/19/20) |
| | 53 | at Missouri State (12/11/19) |
| | 57 | SFA (11/30/19) |
| FIELD GOALS MADE | 15 | at Ole Miss (11-8-19) |
| | 15 | SFA (11/30/19) |
| FIELD GOAL ATTEMPTS | 44 | SOUTH ALABAMA (01/23/20) |
| | 44 | COASTAL CAROLINA (02/01/20) |
| FIELD GOAL PERCENTAGE | .283 (15-53) | SFA (11/30/19) |
| | .286 (16-56) | UT ARLINGTON (01/02/20) |
| 3 PT FIELD GOALS MADE | 2 | UT ARLINGTON (01/02/20) |
| | 2 | COASTAL CAROLINA (02/01/20) |
| | 2 | ULM (02/19/20) |
| 3 PT FG ATTEMPTS | 9 | VMI (11/14/19) |
| | 9 | UT ARLINGTON (01/02/20) |
| 3 PT FG PERCENTAGE | .125 (2-16) | COASTAL CAROLINA (02/01/20) |
| | .167 (2-12) | ULM (02/19/20) |
| FREE THROWS MADE | 6 | ARK.-MONTICELLO (11/06/19) |
| | 7 | at Ole Miss (11-8-19) |
| FREE THROW ATTEMPTS | 12 | at Ole Miss (11-8-19) |
| | 13 | at South Alabama (01/09/20) |
| FREE THROW PERCENTAGE | .353 (6-17) | ARK.-MONTICELLO (11/06/19) |
| | .533 (16-30) | at Appalachian State (01/16/20) |
| REBOUNDS | 21 | at Missouri State (12/11/19) |
| | 22 | at Tulsa (12/07/19) |
| ASSISTS | 4 | at Missouri State (12/11/19) |
| | 8 | at Louisiana (02/26/20) |
| STEALS | 2 | SOUTH ALABAMA (01/23/20) |
| | 2 | at Little Rock (02/08/20) |
| BLOCKED SHOTS | 1 | at Tulsa (12/07/19) |
| | 1 | at Missouri State (12/11/19) |
| | 1 | TROY (01/11/20) |
| | 1 | APPALACHIAN STATE (01/30/20) |
| | 1 | COASTAL CAROLINA (02/01/20) |
| | 1 | at Texas State (02/15/20) |
| | 1 | ULM (02/19/20) |
| | 1 | LITTLE ROCK (02/22/20) |
| TURNOVERS | 7 | IDAHO (11/17/19) |
| | 7 | UT ARLINGTON (01/02/20) |
| | 7 | at Appalachian State (01/16/20) |
| FOULS | 13 | UT ARLINGTON (01/02/20) |
| | 13 | ULM (02/19/20) |

Opponent Game Lows



2019-20 Arkansas State Men's Basketball
Arkansas State High/Low Analysis (as of Mar 01, 2020)
All games



Opponent - GAME LOWS

| | | |
|-----------------------|--------------|---------------------------------|
| POINTS | 49 | ARK.-MONTICELLO (11/06/19) |
| | 56 | VMI (11/14/19) |
| | 59 | at ULM (12/21/19) |
| | 62 | at Troy (01/25/20) |
| | 63 | at Tulsa (12/07/19) |
| FIELD GOALS MADE | 17 | ARK.-MONTICELLO (11/06/19) |
| | 17 | at Troy (01/25/20) |
| FIELD GOAL ATTEMPTS | 44 | at Missouri State (12/11/19) |
| | 44 | SOUTH ALABAMA (01/23/20) |
| FIELD GOAL PERCENTAGE | .293 (17-58) | at Troy (01/25/20) |
| | .321 (17-53) | ARK.-MONTICELLO (11/06/19) |
| 3 PT FIELD GOALS MADE | 2 | at ULM (12/21/19) |
| | 2 | at Texas State (02/15/20) |
| 3 PT FG ATTEMPTS | 7 | at South Alabama (01/09/20) |
| | 8 | TEXAS STATE (01/04/20) |
| | 8 | SOUTH ALABAMA (01/23/20) |
| 3 PT FG PERCENTAGE | .133 (2-15) | at Texas State (02/15/20) |
| | .200 (2-10) | at ULM (12/21/19) |
| FREE THROWS MADE | 4 | UT ARLINGTON (01/02/20) |
| | 6 | ARK.-MONTICELLO (11/06/19) |
| | 6 | ULM (02/19/20) |
| FREE THROW ATTEMPTS | 7 | UT ARLINGTON (01/02/20) |
| | 8 | ARK.-MONTICELLO (11/06/19) |
| FREE THROW PERCENTAGE | .524 (11-21) | VMI (11/14/19) |
| | .571 (4-7) | UT ARLINGTON (01/02/20) |
| REBOUNDS | 24 | UC DAVIS (11/15/19) |
| | 25 | VMI (11/14/19) |
| ASSISTS | 5 | SOUTH ALABAMA (01/23/20) |
| | 6 | LOUISIANA (12/18/19) |
| STEALS | 2 | at Appalachian State (01/16/20) |
| | 3 | ARK.-MONTICELLO (11/06/19) |
| | 3 | UT ARLINGTON (01/02/20) |
| | 3 | APPALACHIAN STATE (01/30/20) |
| BLOCKED SHOTS | 3 | COASTAL CAROLINA (02/01/20) |
| | 0 | VMI (11/14/19) |
| | 0 | UC DAVIS (11/15/19) |
| | 0 | OMAHA (12/03/19) |
| | 0 | GEORGIA STATE (01/06/20) |
| | 0 | APPALACHIAN STATE (01/30/20) |
| TURNOVERS | 5 | at Appalachian State (01/16/20) |
| | 8 | IDAHO (11/17/19) |
| FOULS | 14 | at Tulsa (12/07/19) |
| | 14 | at ULM (12/21/19) |
| | 14 | APPALACHIAN STATE (01/30/20) |



2019-20 Arkansas State Men's Basketball
Arkansas State Combined Team Statistics (as of Mar 01, 2020)
All games



| RECORD: | OVERALL | HOME | AWAY | NEUTRAL |
|----------------|----------------|-------------|-------------|----------------|
| ALL GAMES | 15-15 | 10-7 | 5-8 | 0-0 |
| CONFERENCE | 7-12 | 4-6 | 3-6 | 0-0 |
| NON-CONFERENCE | 8-3 | 6-1 | 2-2 | 0-0 |

| # | Player | gp-gs | min | avg | Total | | 3-Point | | F-Throw | | Rebounds | | | | pf | dq | a | to | blk | stl | pts | avg |
|----------------|---------------------|-------|------|------|----------|------|---------|------|---------|-------|----------|-----|------|------|-----|----|-----|-----|-----|-----|------|------|
| | | | | | fg-fga | fg% | 3fg-fga | 3fg% | ft-fa | ft% | off | def | tot | avg | | | | | | | | |
| 23 | Eaton, Marquis | 30-28 | 977 | 32.6 | 127-311 | .408 | 46-118 | .390 | 101-126 | .802 | 20 | 75 | 95 | 3.2 | 71 | 0 | 87 | 53 | 5 | 45 | 401 | 13.4 |
| 00 | Fields, Caleb | 29-19 | 934 | 32.2 | 87-220 | .395 | 26-75 | .347 | 125-178 | .702 | 12 | 75 | 87 | 3.0 | 52 | 0 | 100 | 53 | 2 | 26 | 325 | 11.2 |
| 12 | Kus, Canberk | 30-25 | 727 | 24.2 | 104-239 | .435 | 21-75 | .280 | 45-60 | .750 | 41 | 108 | 149 | 5.0 | 83 | 3 | 41 | 48 | 24 | 30 | 274 | 9.1 |
| 01 | Johnson, Jerry | 29-2 | 639 | 22.0 | 70-190 | .368 | 49-135 | .363 | 62-72 | .861 | 9 | 56 | 65 | 2.2 | 38 | 0 | 50 | 43 | 0 | 16 | 251 | 8.7 |
| 04 | Matthews, J.J. | 30-29 | 656 | 21.9 | 90-167 | .539 | 0-0 | .000 | 72-106 | .679 | 49 | 82 | 131 | 4.4 | 99 | 9 | 39 | 46 | 20 | 14 | 252 | 8.4 |
| 11 | Eggleston, Melo | 20-10 | 410 | 20.5 | 57-147 | .388 | 5-29 | .172 | 48-78 | .615 | 26 | 76 | 102 | 5.1 | 52 | 3 | 21 | 37 | 8 | 10 | 167 | 8.4 |
| 03 | Brevard, Malik | 30-21 | 601 | 20.0 | 73-110 | .664 | 0-2 | .000 | 30-49 | .612 | 70 | 112 | 182 | 6.1 | 103 | 9 | 20 | 44 | 13 | 21 | 176 | 5.9 |
| 05 | Willis, Christian | 30-15 | 578 | 19.3 | 54-115 | .470 | 23-55 | .418 | 27-44 | .614 | 9 | 30 | 39 | 1.3 | 64 | 1 | 40 | 30 | 2 | 19 | 158 | 5.3 |
| 32 | Jackson, Antwon | 30-1 | 411 | 13.7 | 29-59 | .492 | 0-0 | .000 | 33-52 | .635 | 38 | 43 | 81 | 2.7 | 48 | 1 | 20 | 23 | 7 | 17 | 91 | 3.0 |
| 02 | Wilson, Kobe | 13-0 | 94 | 7.2 | 6-29 | .207 | 3-14 | .214 | 6-6 | 1.000 | 0 | 7 | 7 | 0.5 | 1 | 0 | 4 | 6 | 0 | 2 | 21 | 1.6 |
| 15 | Scoggins, Jake | 5-0 | 20 | 4.0 | 2-7 | .286 | 0-0 | .000 | 0-1 | .000 | 1 | 0 | 1 | 0.2 | 4 | 0 | 0 | 1 | 0 | 1 | 4 | 0.8 |
| 10 | Farrington, Malcolm | 1-0 | 3 | 3.0 | 0-1 | .000 | 0-1 | .000 | 0-0 | .000 | 0 | 0 | 0 | 0.0 | 1 | 0 | 0 | 0 | 0 | 0 | 0 | 0.0 |
| Team | | | | | | | | | | | 20 | 21 | 41 | | | | | 5 | | | | |
| Total..... | | 30 | 6050 | | 699-1595 | .438 | 173-504 | .343 | 549-772 | .711 | 295 | 685 | 980 | 32.7 | 616 | 26 | 422 | 389 | 81 | 201 | 2120 | 70.7 |
| Opponents..... | | 30 | 6050 | | 738-1612 | .458 | 193-568 | .340 | 484-669 | .723 | 280 | 726 | 1006 | 33.5 | 629 | - | 408 | 417 | 62 | 181 | 2153 | 71.8 |

| TEAM STATISTICS | ASU | OPP | Date | Opponent | Score | Att. |
|------------------------|------------|------------|-------------|----------------------|--------------|-------------|
| SCORING | 2120 | 2153 | 11/06/19 | ARK.-MONTICELLO | w 65-49 | 1397 |
| Points per game | 70.7 | 71.8 | 11-8-19 | at Ole Miss | L 43-71 | 8009 |
| Scoring margin | -1.1 | - | % 11/14/19 | VMI | w 71-56 | 1104 |
| FIELD GOALS-ATT | 699-1595 | 738-1612 | % 11/15/19 | UC DAVIS | w 80-67 | 1176 |
| Field goal pct | .438 | .458 | % 11/17/19 | IDAHO | w 82-68 | 987 |
| 3 POINT FG-ATT | 173-504 | 193-568 | 11/20/19 | at Colorado State | w 80-78 | 2306 |
| 3-point FG pct | .343 | .340 | 11/30/19 | SFA | L 57-76 | 1606 |
| 3-pt FG made per game | 5.8 | 6.4 | 12/03/19 | OMAHA | w 78-73 | 1126 |
| FREE THROWS-ATT | 549-772 | 484-669 | 12/07/19 | at Tulsa | w 66-63 | 3074 |
| Free throw pct | .711 | .723 | 12/11/19 | at Missouri State | L 53-75 | 3891 |
| F-Throws made per game | 18.3 | 16.1 | * 12/18/19 | LOUISIANA | w 79-67 | 1177 |
| REBOUNDS | 980 | 1006 | * 12/21/19 | at ULM | w 62-59 | 2021 |
| Rebounds per game | 32.7 | 33.5 | 12/28/19 | FREED-HARDEMAN | w 84-73 | 1173 |
| Rebounding margin | -0.9 | - | * 01/02/20 | UT ARLINGTON | L 52-73 | 1276 |
| ASSISTS | 422 | 408 | * 01/04/20 | TEXAS STATE | L 67-70 | 1275 |
| Assists per game | 14.1 | 13.6 | * 01/06/20 | GEORGIA STATE | w 90-87 | 1105 |
| TURNOVERS | 389 | 417 | * 01/09/20 | at South Alabama | L 59-75 | 1392 |
| Turnovers per game | 13.0 | 13.9 | * 01/11/20 | TROY | Wot 76-68 | 1377 |
| Turnover margin | +0.9 | - | * 01/16/20 | at Appalachian State | Lot 80-83 | 1566 |
| Assist/turnover ratio | 1.1 | 1.0 | * 01/18/20 | at Coastal Carolina | w 80-75 | 1313 |
| STEALS | 201 | 181 | * 01/23/20 | SOUTH ALABAMA | w 75-71 | 3119 |
| Steals per game | 6.7 | 6.0 | * 01/25/20 | at Troy | w 78-62 | 2538 |
| BLOCKS | 81 | 62 | * 01/30/20 | APPALACHIAN STATE | L 64-71 | 1971 |
| Blocks per game | 2.7 | 2.1 | * 02/01/20 | COASTAL CAROLINA | L 77-83 | 1697 |
| ATTENDANCE | 25608 | 36488 | * 02/08/20 | at Little Rock | L 87-90 | 3522 |
| Home games-Avg/Game | 17-1506 | 13-2807 | * 02/13/20 | at UT Arlington | L 67-77 | 1499 |
| Neutral site-Avg/Game | - | 0-0 | * 02/15/20 | at Texas State | L 64-69 | 1706 |
| | | | * 02/19/20 | ULM | L 52-66 | 1227 |
| | | | * 02/22/20 | LITTLE ROCK | L 78-81 | 2815 |
| | | | * 02/26/20 | at Louisiana | L 74-77 | 3651 |

* = Conference game

% = Red Wolves Classic (Jonesboro, Ark.)



2019-20 Arkansas State Men's Basketball
Arkansas State Combined Team Statistics (as of Mar 01, 2020)
Sun Belt games only



| RECORD: | OVERALL | HOME | AWAY | NEUTRAL |
|----------------|---------|------|------|---------|
| ALL GAMES | 7-12 | 4-6 | 3-6 | 0-0 |
| CONFERENCE | 7-12 | 4-6 | 3-6 | 0-0 |
| NON-CONFERENCE | 0-0 | 0-0 | 0-0 | 0-0 |

| # | Player | gp-gs | min | avg | Total | | 3-Point | | F-Throw | | Rebounds | | | | pf | dq | a | to | blk | stl | pts | avg |
|----------------|-------------------|-------|------|------|----------|-------|---------|------|---------|-------|----------|-----|-----|------|-----|----|-----|-----|-----|-----|------|------|
| | | | | | fg-fga | fg% | 3fg-fga | 3fg% | ft-fa | ft% | off | def | tot | avg | | | | | | | | |
| 23 | Eaton, Marquis | 19-19 | 656 | 34.5 | 97-213 | .455 | 34-82 | .415 | 74-93 | .796 | 15 | 41 | 56 | 2.9 | 46 | 0 | 57 | 31 | 4 | 30 | 302 | 15.9 |
| 00 | Fields, Caleb | 19-15 | 632 | 33.3 | 52-141 | .369 | 18-51 | .353 | 81-117 | .692 | 9 | 46 | 55 | 2.9 | 46 | 0 | 67 | 36 | 2 | 18 | 203 | 10.7 |
| 01 | Johnson, Jerry | 19-2 | 428 | 22.5 | 43-129 | .333 | 33-100 | .330 | 44-52 | .846 | 7 | 41 | 48 | 2.5 | 25 | 0 | 35 | 26 | 0 | 10 | 163 | 8.6 |
| 11 | Eggleston, Melo | 19-10 | 391 | 20.6 | 54-139 | .388 | 5-27 | .185 | 42-69 | .609 | 25 | 73 | 98 | 5.2 | 50 | 3 | 18 | 37 | 6 | 10 | 155 | 8.2 |
| 04 | Matthews, J.J. | 19-18 | 415 | 21.8 | 46-87 | .529 | 0-0 | .000 | 48-71 | .676 | 32 | 53 | 85 | 4.5 | 63 | 6 | 18 | 32 | 13 | 8 | 140 | 7.4 |
| 12 | Kus, Canberk | 19-14 | 415 | 21.8 | 48-126 | .381 | 8-40 | .200 | 29-35 | .829 | 29 | 61 | 90 | 4.7 | 51 | 2 | 19 | 27 | 15 | 11 | 133 | 7.0 |
| 03 | Brevard, Malik | 19-11 | 349 | 18.4 | 41-59 | .695 | 0-1 | .000 | 25-39 | .641 | 43 | 62 | 105 | 5.5 | 63 | 4 | 12 | 19 | 8 | 13 | 107 | 5.6 |
| 05 | Willis, Christian | 19-5 | 312 | 16.4 | 31-68 | .456 | 15-35 | .429 | 16-27 | .593 | 2 | 17 | 19 | 1.0 | 38 | 1 | 18 | 16 | 0 | 11 | 93 | 4.9 |
| 32 | Jackson, Antwon | 19-1 | 237 | 12.5 | 17-35 | .486 | 0-0 | .000 | 27-36 | .750 | 25 | 26 | 51 | 2.7 | 34 | 1 | 14 | 12 | 3 | 7 | 61 | 3.2 |
| 15 | Scoggins, Jake | 2-0 | 5 | 2.5 | 1-1 | 1.000 | 0-0 | .000 | 0-0 | .000 | 0 | 0 | 0 | 0.0 | 1 | 0 | 0 | 0 | 0 | 0 | 2 | 1.0 |
| 02 | Wilson, Kobe | 4-0 | 10 | 2.5 | 0-5 | .000 | 0-1 | .000 | 2-2 | 1.000 | 0 | 2 | 2 | 0.5 | 0 | 0 | 0 | 0 | 0 | 0 | 2 | 0.5 |
| Team | | | | | | | | | | | 10 | 13 | 23 | | | | | 4 | | | | |
| Total..... | | 19 | 3850 | | 430-1003 | .429 | 113-337 | .335 | 388-541 | .717 | 197 | 435 | 632 | 33.3 | 417 | 17 | 258 | 240 | 51 | 118 | 1361 | 71.6 |
| Opponents..... | | 19 | 3850 | | 467-1031 | .453 | 119-359 | .331 | 351-474 | .741 | 190 | 459 | 649 | 34.2 | 412 | - | 247 | 249 | 41 | 108 | 1404 | 73.9 |

| TEAM STATISTICS | ASU | OPP | Date | Opponent | Score | Att. |
|------------------------|----------|----------|------------|----------------------|-----------|------|
| SCORING | 1361 | 1404 | * 12/18/19 | LOUISIANA | W 79-67 | 1177 |
| Points per game | 71.6 | 73.9 | * 12/21/19 | at ULM | W 62-59 | 2021 |
| Scoring margin | -2.3 | - | * 01/02/20 | UT ARLINGTON | L 52-73 | 1276 |
| FIELD GOALS-ATT | 430-1003 | 467-1031 | * 01/04/20 | TEXAS STATE | L 67-70 | 1275 |
| Field goal pct | .429 | .453 | * 01/06/20 | GEORGIA STATE | W 90-87 | 1105 |
| 3 POINT FG-ATT | 113-337 | 119-359 | * 01/09/20 | at South Alabama | L 59-75 | 1392 |
| 3-point FG pct | .335 | .331 | * 01/11/20 | TROY | Wot 76-68 | 1377 |
| 3-pt FG made per game | 5.9 | 6.3 | * 01/16/20 | at Appalachian State | Lot 80-83 | 1566 |
| FREE THROWS-ATT | 388-541 | 351-474 | * 01/18/20 | at Coastal Carolina | W 80-75 | 1313 |
| Free throw pct | .717 | .741 | * 01/23/20 | SOUTH ALABAMA | W 75-71 | 3119 |
| F-Throws made per game | 20.4 | 18.5 | * 01/25/20 | at Troy | W 78-62 | 2538 |
| REBOUNDS | 632 | 649 | * 01/30/20 | APPALACHIAN STATE | L 64-71 | 1971 |
| Rebounds per game | 33.3 | 34.2 | * 02/01/20 | COASTAL CAROLINA | L 77-83 | 1697 |
| Rebounding margin | -0.9 | - | * 02/08/20 | at Little Rock | L 87-90 | 3522 |
| ASSISTS | 258 | 247 | * 02/13/20 | at UT Arlington | L 67-77 | 1499 |
| Assists per game | 13.6 | 13.0 | * 02/15/20 | at Texas State | L 64-69 | 1706 |
| TURNOVERS | 240 | 249 | * 02/19/20 | ULM | L 52-66 | 1227 |
| Turnovers per game | 12.6 | 13.1 | * 02/22/20 | LITTLE ROCK | L 78-81 | 2815 |
| Turnover margin | +0.5 | - | * 02/26/20 | at Louisiana | L 74-77 | 3651 |
| Assist/turnover ratio | 1.1 | 1.0 | | | | |
| STEALS | 118 | 108 | | | | |
| Steals per game | 6.2 | 5.7 | | | | |
| BLOCKS | 51 | 41 | | | | |
| Blocks per game | 2.7 | 2.2 | | | | |
| ATTENDANCE | 17039 | 19208 | | | | |
| Home games-Avg/Game | 10-1704 | 9-2134 | | | | |
| Neutral site-Avg/Game | - | 0-0 | | | | |

* = Conference game
 % = Red Wolves Classic (Jonesboro, Ark.)

| Score by Periods | 1st | 2nd | OT | Totals |
|------------------|-----|-----|----|--------|
| Arkansas State | 592 | 746 | 23 | 1361 |
| Opponents | 682 | 704 | 18 | 1404 |



Individual Career History vs Ga. Southern



Brevard, Malik

| Season | gp-gs | min/avg | Total | | 3-Point | | F-Throws | | Rebounds | | | | pf | fo | ast | to | blk | stl | Scoring | |
|---------|-------|---------|--------|-------|---------|------|----------|------|----------|-----|-----|-----|----|----|-----|----|-----|-----|---------|-----|
| | | | fg-fga | pct | fg-fga | pct | ft-fa | pct | off | def | tot | avg | | | | | | | pts | avg |
| 2018-19 | 1-0 | 8/8.0 | 1-1 | 1.000 | 0-0 | .000 | 0-0 | .000 | 0 | 1 | 1 | 1.0 | 2 | 0 | 0 | 2 | 0 | 0 | 2 | 2.0 |
| TOTAL | 1-0 | 8/8.0 | 1-1 | 1.000 | 0-0 | .000 | 0-0 | .000 | 0 | 1 | 1 | 1.0 | 2 | 0 | 0 | 2 | 0 | 0 | 2 | 2.0 |

Eaton, Marquis

| Season | gp-gs | min/avg | Total | | 3-Point | | F-Throws | | Rebounds | | | | pf | fo | ast | to | blk | stl | Scoring | |
|---------|-------|---------|--------|------|---------|------|----------|------|----------|-----|-----|-----|----|----|-----|----|-----|-----|---------|-----|
| | | | fg-fga | pct | fg-fga | pct | ft-fa | pct | off | def | tot | avg | | | | | | | pts | avg |
| 2017-18 | 2-1 | 43/21.5 | 2-13 | .154 | 0-6 | .000 | 4-5 | .800 | 0 | 1 | 1 | 0.5 | 5 | 0 | 0 | 4 | 0 | 2 | 8 | 4.0 |
| 2018-19 | 1-1 | 27/27.0 | 3-9 | .333 | 0-3 | .000 | 1-2 | .500 | 0 | 1 | 1 | 1.0 | 4 | 0 | 0 | 1 | 1 | 0 | 7 | 7.0 |
| TOTAL | 3-2 | 70/23.3 | 5-22 | .227 | 0-9 | .000 | 5-7 | .714 | 0 | 2 | 2 | 0.7 | 9 | 0 | 0 | 5 | 1 | 2 | 15 | 5.0 |

Kus, Canberk

| Season | gp-gs | min/avg | Total | | 3-Point | | F-Throws | | Rebounds | | | | pf | fo | ast | to | blk | stl | Scoring | |
|---------|-------|---------|--------|------|---------|------|----------|-------|----------|-----|-----|-----|----|----|-----|----|-----|-----|---------|------|
| | | | fg-fga | pct | fg-fga | pct | ft-fa | pct | off | def | tot | avg | | | | | | | pts | avg |
| 2018-19 | 1-0 | 30/30.0 | 7-11 | .636 | 1-5 | .200 | 2-2 | 1.000 | 1 | 0 | 1 | 1.0 | 1 | 0 | 1 | 3 | 1 | 0 | 17 | 17.0 |
| TOTAL | 1-0 | 30/30.0 | 7-11 | .636 | 1-5 | .200 | 2-2 | 1.000 | 1 | 0 | 1 | 1.0 | 1 | 0 | 1 | 3 | 1 | 0 | 17 | 17.0 |

Matthews, J.J.

Scoggins, Jake

| Season | gp-gs | min/avg | Total | | 3-Point | | F-Throws | | Rebounds | | | | pf | fo | ast | to | blk | stl | Scoring | |
|---------|-------|---------|--------|------|---------|------|----------|------|----------|-----|-----|-----|----|----|-----|----|-----|-----|---------|-----|
| | | | fg-fga | pct | fg-fga | pct | ft-fa | pct | off | def | tot | avg | | | | | | | pts | avg |
| 2017-18 | 1-0 | 6/6.0 | 0-1 | .000 | 0-0 | .000 | 0-0 | .000 | 0 | 1 | 1 | 1.0 | 1 | 0 | 0 | 0 | 0 | 0 | 0 | 0.0 |
| TOTAL | 1-0 | 6/6.0 | 0-1 | .000 | 0-0 | .000 | 0-0 | .000 | 0 | 1 | 1 | 1.0 | 1 | 0 | 0 | 0 | 0 | 0 | 0 | 0.0 |

Willis, Christian

| Season | gp-gs | min/avg | Total | | 3-Point | | F-Throws | | Rebounds | | | | pf | fo | ast | to | blk | stl | Scoring | |
|---------|-------|---------|--------|------|---------|------|----------|-------|----------|-----|-----|-----|----|----|-----|----|-----|-----|---------|-----|
| | | | fg-fga | pct | fg-fga | pct | ft-fa | pct | off | def | tot | avg | | | | | | | pts | avg |
| 2018-19 | 1-0 | 19/19.0 | 2-7 | .286 | 1-2 | .500 | 2-2 | 1.000 | 2 | 0 | 2 | 2.0 | 2 | 0 | 0 | 1 | 0 | 0 | 7 | 7.0 |
| TOTAL | 1-0 | 19/19.0 | 2-7 | .286 | 1-2 | .500 | 2-2 | 1.000 | 2 | 0 | 2 | 2.0 | 2 | 0 | 0 | 1 | 0 | 0 | 7 | 7.0 |

Wilson, Kobe

| Season | gp-gs | min/avg | Total | | 3-Point | | F-Throws | | Rebounds | | | | pf | fo | ast | to | blk | stl | Scoring | |
|---------|-------|---------|--------|------|---------|------|----------|------|----------|-----|-----|-----|----|----|-----|----|-----|-----|---------|-----|
| | | | fg-fga | pct | fg-fga | pct | ft-fa | pct | off | def | tot | avg | | | | | | | pts | avg |
| 2018-19 | 1-0 | 3/3.0 | 0-1 | .000 | 0-1 | .000 | 0-0 | .000 | 0 | 1 | 1 | 1.0 | 1 | 0 | 0 | 0 | 0 | 0 | 0 | 0.0 |
| TOTAL | 1-0 | 3/3.0 | 0-1 | .000 | 0-1 | .000 | 0-0 | .000 | 0 | 1 | 1 | 1.0 | 1 | 0 | 0 | 0 | 0 | 0 | 0 | 0.0 |



2019-20 Arkansas State Men's Basketball
Arkansas State Season/Career Statistics (as of Mar 01, 2020)
All games



SEASON STATISTICS

CAREER STATISTICS

| SUMMARY | gp-gs | min/g | fg% | 3fg% | ft% | r/g | a/g | stl | blk | pts/g | gp-gs | min/g | fg% | 3fg% | ft% | r/g | a/g | stl | blk | pts/g |
|---------------------|-------|-------|------|------|-------|-----|-----|-----|-----|-------|-------|-------|------|------|------|-----|-----|-----|-----|-------|
| Eaton, Marquis | 30-28 | 32.6 | .408 | .390 | .802 | 3.2 | 2.9 | 45 | 5 | 13.4 | 94-66 | 28.1 | .390 | .340 | .793 | 2.7 | 2.6 | 99 | 22 | 10.2 |
| Fields, Caleb | 29-19 | 32.2 | .395 | .347 | .702 | 3.0 | 3.4 | 26 | 2 | 11.2 | 29-19 | 32.2 | .395 | .347 | .702 | 3.0 | 3.4 | 26 | 2 | 11.2 |
| Kus, Canberk | 30-25 | 24.2 | .435 | .280 | .750 | 5.0 | 1.4 | 30 | 24 | 9.1 | 54-25 | 20.7 | .415 | .279 | .780 | 3.9 | 1.2 | 48 | 40 | 7.6 |
| Johnson, Jerry | 29-2 | 22.0 | .368 | .363 | .861 | 2.2 | 1.7 | 16 | 0 | 8.7 | 29-2 | 22.0 | .368 | .363 | .861 | 2.2 | 1.7 | 16 | 0 | 8.7 |
| Matthews, J.J. | 30-29 | 21.9 | .539 | .000 | .679 | 4.4 | 1.3 | 14 | 20 | 8.4 | 57-36 | 18.1 | .528 | .000 | .671 | 3.8 | 0.9 | 22 | 35 | 7.2 |
| Eggleston, Melo | 20-10 | 20.5 | .388 | .172 | .615 | 5.1 | 1.1 | 10 | 8 | 8.4 | 20-10 | 20.5 | .388 | .172 | .615 | 5.1 | 1.1 | 10 | 8 | 8.4 |
| Brevard, Malik | 30-21 | 20.0 | .664 | .000 | .612 | 6.1 | 0.7 | 21 | 13 | 5.9 | 60-32 | 18.3 | .602 | .111 | .571 | 5.2 | 0.6 | 40 | 32 | 4.6 |
| Willis, Christian | 30-15 | 19.3 | .470 | .418 | .614 | 1.3 | 1.3 | 19 | 2 | 5.3 | 66-21 | 14.3 | .438 | .355 | .662 | 1.1 | 0.9 | 23 | 3 | 4.0 |
| Jackson, Antwon | 30-1 | 13.7 | .492 | .000 | .635 | 2.7 | 0.7 | 17 | 7 | 3.0 | 30-1 | 13.7 | .492 | .000 | .635 | 2.7 | 0.7 | 17 | 7 | 3.0 |
| Wilson, Kobe | 13-0 | 7.2 | .207 | .214 | 1.000 | 0.5 | 0.3 | 2 | 0 | 1.6 | 38-0 | 8.9 | .269 | .291 | .700 | 0.6 | 0.3 | 6 | 1 | 2.1 |
| Scoggins, Jake | 5-0 | 4.0 | .286 | .000 | .000 | 0.2 | 0.0 | 1 | 0 | 0.8 | 37-3 | 6.4 | .447 | .000 | .231 | 0.9 | 0.2 | 7 | 1 | 1.0 |
| Farrington, Malcolm | 1-0 | 3.0 | .000 | .000 | .000 | 0.0 | 0.0 | 0 | 0 | 0.0 | 1-0 | 3.0 | .000 | .000 | .000 | 0.0 | 0.0 | 0 | 0 | 0.0 |

| SCORING | fg-fga | fg% | 3fg-fga | 3fg% | ft-fa | ft% | pts | pts/g | fg-fga | fg% | 3fg-fga | 3fg% | ft-fa | ft% | pts | pts/g |
|---------------------|---------|------|---------|------|---------|-------|-----|-------|---------|------|---------|------|---------|------|-----|-------|
| Eaton, Marquis | 127-311 | .408 | 46-118 | .390 | 101-126 | .802 | 401 | 13.4 | 319-818 | .390 | 99-291 | .340 | 219-276 | .793 | 956 | 10.2 |
| Fields, Caleb | 87-220 | .395 | 26-75 | .347 | 125-178 | .702 | 325 | 11.2 | 87-220 | .395 | 26-75 | .347 | 125-178 | .702 | 325 | 11.2 |
| Kus, Canberk | 104-239 | .435 | 21-75 | .280 | 45-60 | .750 | 274 | 9.1 | 151-364 | .415 | 36-129 | .279 | 71-91 | .780 | 409 | 7.6 |
| Johnson, Jerry | 70-190 | .368 | 49-135 | .363 | 62-72 | .861 | 251 | 8.7 | 70-190 | .368 | 49-135 | .363 | 62-72 | .861 | 251 | 8.7 |
| Matthews, J.J. | 90-167 | .539 | 0-0 | .000 | 72-106 | .679 | 252 | 8.4 | 150-284 | .528 | 0-0 | .000 | 112-167 | .671 | 412 | 7.2 |
| Eggleston, Melo | 57-147 | .388 | 5-29 | .172 | 48-78 | .615 | 167 | 8.4 | 57-147 | .388 | 5-29 | .172 | 48-78 | .615 | 167 | 8.4 |
| Brevard, Malik | 73-110 | .664 | 0-2 | .000 | 30-49 | .612 | 176 | 5.9 | 115-191 | .602 | 1-9 | .111 | 44-77 | .571 | 275 | 4.6 |
| Willis, Christian | 54-115 | .470 | 23-55 | .418 | 27-44 | .614 | 158 | 5.3 | 91-208 | .438 | 33-93 | .355 | 49-74 | .662 | 264 | 4.0 |
| Jackson, Antwon | 29-59 | .492 | 0-0 | .000 | 33-52 | .635 | 91 | 3.0 | 29-59 | .492 | 0-0 | .000 | 33-52 | .635 | 91 | 3.0 |
| Wilson, Kobe | 6-29 | .207 | 3-14 | .214 | 6-6 | 1.000 | 21 | 1.6 | 25-93 | .269 | 16-55 | .291 | 14-20 | .700 | 80 | 2.1 |
| Scoggins, Jake | 2-7 | .286 | 0-0 | .000 | 0-1 | .000 | 4 | 0.8 | 17-38 | .447 | 0-0 | .000 | 3-13 | .231 | 37 | 1.0 |
| Farrington, Malcolm | 0-1 | .000 | 0-1 | .000 | 0-0 | .000 | 0 | 0.0 | 0-1 | .000 | 0-1 | .000 | 0-0 | .000 | 0 | 0.0 |

| TOTALS | o-reb | d-reb | t-reb | pf | fo | ast | to | a/to | o-reb | d-reb | t-reb | pf | fo | ast | to | a/to |
|---------------------|-------|-------|-------|-----|----|-----|----|------|-------|-------|-------|-----|----|-----|-----|------|
| Eaton, Marquis | 20 | 75 | 95 | 71 | 0 | 87 | 53 | 1.6 | 56 | 194 | 250 | 201 | 1 | 247 | 186 | 1.3 |
| Fields, Caleb | 12 | 75 | 87 | 52 | 0 | 100 | 53 | 1.9 | 12 | 75 | 87 | 52 | 0 | 100 | 53 | 1.9 |
| Kus, Canberk | 41 | 108 | 149 | 83 | 3 | 41 | 48 | 0.9 | 55 | 154 | 209 | 133 | 5 | 66 | 81 | 0.8 |
| Johnson, Jerry | 9 | 56 | 65 | 38 | 0 | 50 | 43 | 1.2 | 9 | 56 | 65 | 38 | 0 | 50 | 43 | 1.2 |
| Matthews, J.J. | 49 | 82 | 131 | 99 | 9 | 39 | 46 | 0.8 | 89 | 128 | 217 | 168 | 11 | 49 | 85 | 0.6 |
| Eggleston, Melo | 26 | 76 | 102 | 52 | 3 | 21 | 37 | 0.6 | 26 | 76 | 102 | 52 | 3 | 21 | 37 | 0.6 |
| Brevard, Malik | 70 | 112 | 182 | 103 | 9 | 20 | 44 | 0.5 | 119 | 194 | 313 | 173 | 12 | 37 | 76 | 0.5 |
| Willis, Christian | 9 | 30 | 39 | 64 | 1 | 40 | 30 | 1.3 | 24 | 48 | 72 | 111 | 2 | 57 | 53 | 1.1 |
| Jackson, Antwon | 38 | 43 | 81 | 48 | 1 | 20 | 23 | 0.9 | 38 | 43 | 81 | 48 | 1 | 20 | 23 | 0.9 |
| Wilson, Kobe | 0 | 7 | 7 | 1 | 0 | 4 | 6 | 0.7 | 2 | 19 | 21 | 27 | 1 | 13 | 19 | 0.7 |
| Scoggins, Jake | 1 | 0 | 1 | 4 | 0 | 0 | 1 | 0.0 | 10 | 23 | 33 | 48 | 0 | 7 | 12 | 0.6 |
| Farrington, Malcolm | 0 | 0 | 0 | 1 | 0 | 0 | 0 | 0.0 | 0 | 0 | 0 | 1 | 0 | 0 | 0 | 0.0 |