A-STATE WOMEN'S BASKETBALL

CALEB GARNER, ASSISTANT DIRECTOR/ATHLETICS MEDIA RELATIONS • OFFICE: 870-972-2707 • CELL: 870-316-3382
EMAIL: RGARNER@ASTATE.EDU • MAILING ADDRESS: P.O. BOX 1000, STATE UNIVERSITY, AR, 72467

11 WNIT TOURNAMENT BIDS | 1993 NWIT CHAMPIONS | 2004, 2014 & 2016 SUN BELT CHAMPIONS

2019-20 SCHEDULE/RESULTS

OVERALL RECORD	9-17
SUN BELT CONFERENCE	6-9
NON-CONFERENCE	3-8
HOME	6-3
AWAY	3-13
NEUTRAL	0-1

Date	Rnk. (AP/USAT) A-State	Opp		Opponent	TV/Stream	Time/Results
N6	**-/-**	**-/-**		**CENTRAL BAPTIST**	**Facebook**	**W, 88-63**
N9	-/-	-/-		at Tulsa	Hurricane Vision	L, 77-79
N13	**-/-**	**-/-**		**SOUTHEAST MISSOURI ST.**	**ESPN+**	**L, 67-79**
N22	-/-	19/20	!	at DePaul	DePaul All-Access	L, 64-109
N23	-/-	-/-	!	vs. North Carolina A&T	---	L, 50-55
N26	-/-	-/-		at Murray State	ESPN+	L, 62-77
N30	-/-	-/-		at San Diego State	MW Network	W, 71-62
D9	**-/-**	**-/-**		**ARKANSAS-PINE BLUFF**	**ESPN+**	**W, 81-60**
D14	-/-	-/-		at Memphis	GoTigersGo.com	L, 50-78
D18	-/-	7/5		at Baylor	ESPN+	L, 43-111
D29	-/-	-/-		at Louisiana Tech	C-USA-TV ($)	L, 54-67
J2	-/-	-/-	*	at UT Arlington	ESPN+	L, 44-71
J4	-/-	-/-	*	at Texas State	ESPN+	W, 56-53
J9	**-/-**	**-/-**	*	**GEORGIA STATE**	**ESPN+**	**W 70-68**
J11	**-/-**	**-/-**	*	**GEORGIA SOUTHERN**	**ESPN+**	**W 69-62**
J16	**-/-**	**-/-**	*	**APPALACHIAN STATE**	**ESPN+**	**W 76-58**
J18	-/-	-/-	*	at Little Rock	ESPN+	L 58-67
J23	-/-	-/-	*	at Louisiana	ESPN+	L 43-83
J25	**-/-**	**-/-**	*	**COASTAL CAROLINA**	**ESPN+**	**W 63-61**
F1	-/-	-/-	*	at ULM	ESPN+	W, 54-53
F6	-/-	-/-	*	at Georgia State	ESPN+	L 56-67
F8	-/-	-/-	*	at Georgia Southern	ESPN+	L 67-80
F13	**-/-**	**-/-**	*	**UT ARLINGTON**	**ESPN+**	**L, 62-89**
F15	**-/-**	**-/-**	*	**TEXAS STATE**	**ESPN+**	**L, 69-83**
F20	-/-	-/-	*	at South Alabama	ESPN+	L, 71-87
F22	-/-	-/-	*	at Troy	ESPN+	L, 64-79
F28	**-/-**	**-/-**	*	**LITTLE ROCK**	**ESPN+**	**7 P.M.**
M5	**-/-**	**-/-**	*	**SOUTH ALABAMA**	**ESPN+**	**7 P.M.**
M7	**-/-**	**-/-**	*	**TROY**	**ESPN+**	**4 P.M.**

All Times Central
Home Games In **BOLD CAPS**
! — Maggie Dixon Classic (Chicago, Ill.)
* — SBC Game
# — SBC Tournament (Campus Sites/New Orleans, La.)

FOLLOW THE RED WOLVES!

@AStateWB

@AStateWBB

/RedWolvesWBB

@AStateRedWolves

FEB. 28, 2020 // 7 P.M. CT // FIRST NATIONAL BANK ARENA // JONESBORO, ARK.

GAME 27

Arkansas State Red Wolves

2019-20 Record: 9-17
SBC Record: 6-9
Head Coach: Matt Daniel
Record at A-State: 9-17 (1st season)
Career Record: 152-152 (10th season)

Statistical Leaders:
Points: Jireh Washington - 12.7
Rebounds: Morgan Wallace - 7.8
Assists: Jireh Washington - 3.7

COMPARISON

62.7	PPG	56.7
37.5	FG%	39.7
27.8	3FG%	29.9
64.3	FT%	67.1
34.8	REBS/G	32.9
12.1	AST/G	12.1
9.6	STL/G	6.6
2.3	BLK/G	1.7
0.75	AST/TO	0.79

Little Rock Trojans

2019-20 Record: 11-15
SBC Record: 9-6
Head Coach: Joe Foley
Record at School: 344-189 (17th season)
Career Record: 800-270 (33rd season)

Statistical Leaders:
Points: Kyra Collier - 14.8
Rebounds: Krystan Vornes - 6.4
Assists: Tori Lasker - 3.4

FAST BREAK FACTS

- This is the 46th season of women's basketball at Arkansas State.
- Matt Daniel is in his first season at the helm of the Red Wolves' women's basketball program.
- Arkansas State has had three or more players score in double figures in 16 of its 26 games so far this season.
- In A-State's nine wins, the Red Wolves have posted a 67.0% assist percentage (146 assists to 218 made baskets).
- Friday's game vs. Little Rock marks the start of a three-game home stand to end the regular season.
- The game vs. Little Rock is the 70th all-time meeting, the second of the season. Little Rock claimed a 67-58 win at the Jack Stephens Center on Jan. 18.

THE PROBABLES (BASED ON PREVIOUS GAMES)

JADA FORD
PPG 8.7
RPG 1.5
FG% 29.8%
3FG% 28.9%

JIREH WASHINGTON
PPG 12.7
APG 3.7
RPG 4.7
FG% 42.8%

MORGAN WALLACE
PPG 10.3
RPG 7.8
SPG 2.0
APG 2.0

PAYTON TENNISON
PPG 7.2
RPG 2.1
FG% 39.5%
3FG% 35.5%

PEYTON MARTIN
PPG 12.4
RPG 5.4
SPG 1.2
FG% 45.5%

GAME INFORMATION

Date: Friday, Feb. 28, 2020
Tip-Off: 7 p.m. CT
Location: Jonesboro, Arkansas
Arena: First National Bank Arena
Radio: East Arkansas Broadcasters
95.3 FM The Ticket (Jonesboro)
970 AM/96.9 FM
Radio Talent: Keith Merritt (PxP)
TV: ESPN+
Talent: Brad Bobo (PxP)
CJ Pepper (Analyst)

THE SERIES

Series: A-State leads 45-24
Current Series Streak: Little Rock, 1
Daniel Record vs Little Rock: 0-1

WHAT'S INSIDE ...

Page 1: Schedule/Introduction
Page 2: Roster/Quick Facts
Page 3: Media Information
Page 4: TV/Radio Roster
Pages 5-12: Notes
Page 13: Sun Belt Conference at-a-glance
Pages 14-15: The Last Time It Happened
Page 15: 2019-20 Results
Page 16: Head Coach Matt Daniel
Pages 17-32: Player Bios
Page 33-37: 2019-20 Stats
Page 38-43: 2019-20 Box Scores
Page 44: Roster Notes

QUICK FACTS

THE BASICS
Location: Jonesboro, Arkansas
Founded: 1909
Enrollment: 14,085
Colors: Scarlet & Black
Nickname: Red Wolves
Conference: Sun Belt
System President: Dr. Charles Welch
Chancellor: Dr. Kelly Damphousse
Director of Athletics: Terry Mohajir
Senior Women's Admin: Amy Holt
Faculty Rep.: Dr. Karen McDaniel
Department Phone: 870-972-3880
Ticket Office Phone: 870-972-2781

COURT FACTS
Name: First National Bank Arena
Capacity: 10,563
Record in Arena: 321-111 (.743)
Largest Crowd: 10,892 vs Arkansas (3/24/05)

BASKETBALL HISTORY
First Year of Basketball: 1974-75
All-Time Record: 747-572 (.566)
NCAA Tournament Appearances: 0
WNIT Appearances: 11
Most Recent WNIT Appearances: 2015
WNIT Record: 14-10
Regular Season SBC Titles: 3
Most Recent Title: 2015-16
SBC Tournament Titles: 0

BASKETBALL STAFF
Head Coach: Matt Daniel
Alma Mater: Harding, 1998
Career Record: 152-152 (10th season)
School Record: 9-17 (First Season)
Associate Head Coach: Caronica Williams
Alma Mater: Central Arkansas, 2008
Assistant Coach: Destinee Rogers
Alma Mater: Central Arkansas, 2012
Graduate Assistant: Jessica Segraves
Strength Coach: Sha'hada Artberry
Athletic Trainer: Simone Rush

2018-19 REVIEW
Overall Record: 12-18
Sun Belt Record: 7-11
Sun Belt Finish: 9th
Starters Returning/Lost: 4/1
Letterwinners Returning/Lost: 10/4
Newcomers: 5
Roster Breakdown: 4 SR, 9 JR, 2 SO, 1 FR
Returning Scoring: 73 percent
Returning Rebounding: 71 percent
Returning Assists: 76 percent
Returning Steals: 73 percent
Returning Blocks: 76 percent
Returning Minutes: 70 percent

NUMERICAL ROSTER

No.	Name	Pos	Height	Class	Hometown/Last School
0	Jada Ford	G	5-8	Sr.	Muskogee, Okla. (Muskogee HS)
1	Jireh Washington	G	5-9	So.	Memphis, Tenn. (Central HS
2	Starr Taylor	G	5-6	Sr.	Jonesboro, Ark. (Jonesboro HS)
3	Morgan Wallace	G	5-10	Jr.	Little Rock, Ark. (Pulaski Academy)
4	Mya Love	G	5-8	Fr.	Jonesboro, Ark. (Nettleton HS)
5	Payton Tennison	G	5-11	Sr.	Valley Springs, Ark. (Valley Springs HS)
10	Jada Stinson	G	5-8	Jr.	Fayetteville, N.C. (Memphis)
13	Talia Roldan	F	6-4	Jr.	Merrillville, Ind. (UAB)
14	Hailee Erickson	G	5-5	Jr.	Alton, Mo. (Three Rivers CC)
21	Shameka Tubbs	F	6-0	RJr.	Tuscaloosa, Ala. (Labette CC)
22	Maggie Mahan	G	5-9	Jr.	Center Ridge, Ark. (Nemo Vista HS)
23	Trinitee Jackson	F	6-3	So.	Hopkinsville, Ky. (Christian County HS)
25	Kayla Williams	F	6-1	RJr.	Memphis, Tenn. (Wichita State)
35	Peyton Martin	F	5-11	Jr.	Pine Bluff, Ark. (Watson Chapel HS)
50	Madison Heckert	F	6-4	Sr.	Atwood, Tenn. (West Carroll HS)

ALPHABETICAL ROSTER

No.	Name	Pos	Height	Class	Hometown/Last School
14	Hailee Erickson	G	5-5	Jr.	Alton, Mo. (Three Rivers CC)
0	Jada Ford	G	5-8	Sr.	Muskogee, Okla. (Muskogee HS)
50	Madison Heckert	F	6-4	Sr.	Atwood, Tenn. (West Carroll HS)
23	Trinitee Jackson	F	6-3	So.	Hopkinsville, Ky. (Christian County HS)
4	Mya Love	G	5-8	Fr.	Jonesboro, Ark. (Nettleton HS)
22	Maggie Mahan	G	5-9	Jr.	Center Ridge, Ark. (Nemo Vista HS)
35	Peyton Martin	F	5-11	Jr.	Pine Bluff, Ark. (Watson Chapel HS)
13	Talia Roldan	F	6-4	Jr.	Merrillville, Ind. (UAB)
10	Jada Stinson	G	5-8	Jr.	Fayetteville, N.C. (Memphis)
2	Starr Taylor	G	5-6	Sr.	Jonesboro, Ark. (Jonesboro HS)
5	Payton Tennison	G	5-11	Sr.	Valley Springs, Ark. (Valley Springs HS)
21	Shameka Tubbs	F	6-0	RJr.	Tuscaloosa, Ala. (Labette CC)
3	Morgan Wallace	G	5-10	Jr.	Little Rock, Ark. (Pulaski Academy)
1	Jireh Washington	G	5-9	So.	Memphis, Tenn. (Central HS
25	Kayla Williams	F	6-1	RJr.	Memphis, Tenn. (Wichita State)

PRONUNCIATION GUIDE

MYA Love	MY-uh
Maggie MAHAN	MAY-han
TALIA ROLDAN	Tuh-LEE-uh Roll-DAHN
JIREH Washington	JYE-ruh

MEDIA INFORMATION

FACILITIES: Media facilities in First National Bank Arena consist of an area at floor level on the east side of the court for reporters, broadcasters and photographers, as well as a television-film booth locate high on the east side of the arena. There is also a Media Room located on the west side open to the press before, during and after games. Admittance to these areas is by special credential issued only by the A-State Athletics Media Relations Office.

CREDENTIALS: Credentials for home games are provided to those members of the media who are covering the game in a full working capacity. Requests with names should be submitted in writing on company letterhead. Passes will be mailed to valid applicants as long as time permits; otherwise, passes may be claimed at the Media Entrance on the east side of the arena (Lower Green Entrance). Spouses, dates, children and non-workers are NOT permitted in the media areas. Passes must be displayed at all times, and A-State reserves the right to revoke passes and privileges at any time due to misrepresentation or misconduct. Requests for road game credentials may be made through the A-State Media Relations Women's Basketball SID (Caleb Garner).

PARKING: A limited number of parking spaces are available to members of the media on a paved lot adjacent to the Media Entrance (Lower Green Entrance) on the east side of the arena, Lot "A". Display a parking pass to the working attendant for admittance. Parking is on a first-come, first-serve basis. All parking pass requests should be made to the Athletics Media Relations Office.

ENTRY: Media representatives with proper A-State issued credentials will be allowed entrance ONLY at the Media Entrance (Lower Green Entrance) on the east side of First National Bank Arena. This is also the main entry to the athletics offices and is adjacent to the Media parking area.

GAME SERVICES: Programs, notes, reference guides, statistical packets, and live statistics (Stat Broadcast) are provided. Complimentary light refreshments and food will be available before and throughout the game.

ATHLETICS MEDIA RELATIONS STAFF

Jerry Scott
Assistant A.D./Media Relations
Office: (870) 972-3405
Cell: (870) 243-6021
jscott@astate.edu

Mark Taylor
Associate Director
Office: (870) 972-3547
Cell: (870) 219-5705
martaylor@astate.edu

Caleb Garner (WBB SID)
Assistant Director
Office: (870) 972-2707
Cell: (870) 316-3382
rgarner@astate.edu

Miya Garrett
Assistant Director
Office: (870) 972-2541
Cell: (870) 882-4576
mgarrett@astate.edu

Primary Phone: (870) 972-2541
Mailing Address:
P.O. Box 1000, State University, AR 72467
Delivery Address:
217 Olympic Dr., Jonesboro, AR 72401

PHOTOGRAPHERS: Photographers are not allowed to shoot from in front of the team benches nor from the catwalk above the floor (for security, insurance and safety reasons). Along the end lines, photographers must stay behind the broken line and clear from the free throw lane. Credentials are required to shoot from courtside. Certified photographers of newspapers, magazines, wire services and TV stations must request passes in writing. No credentials will be issued to freelance photographers unless authorized by A-State Media Relations.

INTERVIEWS: Head Coach Matt Daniel will be available in the media room after each game, following a brief team meeting. A-State student-athletes will also be available by request at this time. The A-State women's basketball locker room is CLOSED to the media following games. To arrange for a student-athlete interview during the week, contact Caleb Garner, Assistant Athletic Media Relations Director at (870) 972-2707. All interviews must be approved by the head coach.

INJURY INFORMATION POLICY: A student-athlete's protected health information is protected by federal regulations under either the Health Information Portability and Accountability Act (HIPAA) or the Family Educational Rights and Privacy Act of 1974 (the Buckley Amendment) and may not be disclosed without either the student-athlete's authorization under HIPAA or their consent under the Buckley Amendment. Authorized/consented injury information pertaining to a student-athlete shall be released to the media through the Athletics Media Relations Department after being authorized by the athletic trainer. It's also appropriate in post-game or weekly press conferences for head coaches to announce team injury updates. It's the policy of the Department of Athletics to provide accurate information on injuries and not withhold injury information from the media. Team physicians may be available to offer explanation on injuries if requested by the athletic trainer. Any sideline or locker room report made to the media shall be made by an athletic trainer, team physician, or a media relations staff representative.

RADIO: Radio broadcasts of Red Wolves men's basketball will be on the EAB Red Wolves Sports Network and will also be available over the Internet. Keith Merritt is the exuberant "Voice of the Red Wolves". The visiting team's "official" radio station, as designated by the visitors' SID, will be permitted origination privileges. A courtesy line is provided courtside. Any questions regarding broadcasts or the use of facilities should be directed to Caleb Garner, Assistant Athletics Media Relations Director.

WEB ACCESS: Schedules, rosters, statistics, student-athlete bios, news, etc. are available on the official A-State Athletics website at www.AStateRedWolves.com and then click on women's basketball.

2019-20 ARKANSAS STATE RADIO/TV ROSTER (CLICK PHOTO FOR BIO)

JADA FORD
G • 5-9 • Sr. • Muskogee, Okla.

JIREH WASHINGTON
G • 5-9 • So. • Memphis, Tenn.

STARR TAYLOR
G • 5-6 • Sr. • Jonesboro, Ark.

MORGAN WALLACE
G • 5-10 • Jr. • Little Rock, Ark.

MYA LOVE
G • 5-8 • Fr. • Jonesboro, Ark.

PAYTON TENNISON
G • 5-11 • Sr. • Valley Springs, Ark.

JADA STINSON
G • 5-8 • Jr. • Fayetteville, N.C.

TALIA ROLDAN
F • 6-4 • Jr. • Merrillville, Ind.



HAILEE ERICKSON
G • 5-5 • Jr. • Alton, Mo.

SHAMEKA TUBBS
F • 6-0 • RJr. • Tuscaloosa, Ala.

MAGGIE MAHAN
G • 5-9 • Jr. • Center Ridge, Ark.

TRINITEE JACKSON
F • 6-3 • So. • Hopkinsville, Ky.

KAYLA WILLIAMS
F • 6-1 • RJr. • Memphis, Tenn.

PEYTON MARTIN
F • 5-11 • Jr. • Pine Bluff, Ark.

MADISON HECKERT
F • 6-4 • Sr. • Atwood, Tenn.

MATT DANIEL
Head Coach (First Year)

CARONICA WILLIAMS
Assoc. Head Coach (First Year)

DESTINEE ROGERS
Assistant Coach (First Year)

NATIONAL POLLS

AP Top 25 (as of Feb. 24)

RK	TEAM	W-L	PTS	PREV
1	South Carolina (27)	27-1	747	1
2	***Baylor (2)***	***26-1***	***713***	***2***
3	Oregon (1)	26-2	700	3
4	Stanford	24-4	635	4
5	Louisville	25-3	624	5
6	UConn	23-3	605	6
7	Maryland	23-4	587	7
8	N.C. State	23-4	523	10
9	UCLA	23-4	493	8
10	Mississippi State	23-5	447	9
11	Gonzaga	27-2	415	13
12	Texas A&M	22-5	387	16
13	Arizona	22-5	379	11
14	Northwestern	24-3	347	18
15	Kentucky	20-6	336	14
16	***DePaul***	***25-4***	***324***	***12***
17	Oregon State	20-8	272	15
18	Iowa	22-5	260	19
19	Florida State	21-6	198	17
20	South Dakota	26-2	192	20
21	Missouri State	23-3	165	23
22	Indiana	21-7	127	24
23	Princeton	21-1	83	25
24	Arizona State	19-9	60	21
25	TCU	20-5	30	RV

Others receiving votes: Florida Gulf Coast 15; LSU 6; Tennessee 5; Central Michigan 3; Stony Brook 3; Fresno State 2.

USA Today Coaches Poll (Feb. 25)

RK	TEAM	W-L	PTS	PREV
1	South Carolina (20)	27-1	761	1
2	***Baylor (8)***	***26-1***	***743***	***2***
3	Oregon (3)	26-2	727	3
4	UConn	23-3	660	5
5	Louisville	25-3	638	6
6	Stanford	24-4	632	4
7	Maryland	23-4	592	8
8	UCLA	23-4	512	7
9	Mississippi State	23-5	453	9
10	Gonzaga	27-2	451	13
11	N.C. State	23-4	434	10
12	South Dakota	26-2	368	15
13	Arizona	22-5	367	11
14	Texas A&M	22-5	349	17
15	***DePaul***	***25-4***	***336***	***12***
16	Kentucky	20-6	300	16
17	Missouri State	23-3	289	18
18	Oregon State	20-8	286	14
19	Northwestern	24-3	280	20
20	Iowa	22-5	210	21
21	Princeton	21-1	175	23
22	Florida State	21-6	165	18
23	Florida Gulf Coast	27-2	160	22
24	Indiana	21-7	54	RV
25	TCU	20-5	39	RV

Others receiving votes: Arizona State 30; Arkansas 29; Central Michigan 24; Old Dominion 3; ***Troy 2***; Stony Brook 2; Ohio State 2; Duke 1; Drexel 1; ***Coastal Carolina 1***.

KNOW THE FOE: LITTLE ROCK

- Little Rock enters Friday's contest coming off a road win over South Alabama for head coach Joe Foley's 800th victory. The Trojans are 11-15 overall and 9-6 in Sun Belt play, which puts them at fourth in the standings entering the week. The win at South Alabama ended a four-game losing streak.
- The Trojans are led in scoring by Kyra Collier (14.8) and Teal Battle (13.7). Krystan Vornes is the team's top rebounder (6.4 per game). Collier leads the conference in field goal attempts (399) and ranks second in steals (56) and steals per game (2.15). Tori Lasker is the team's top three-point threat at 33.7 percent while three Trojans have dished out 80 or more assists, led by Lasker (88).
- As a team, Little Rock ranks third in the league in field-goal percentage (39.7 percent) as well as scoring defense (61.9 points allowed per game). Little Rock also allows teams to shoot the three at just a 28.7 percent clip.
- Arkansas State has played Little Rock 69 times in the history of the two programs dating back to 1975, with A-State holding a 45-24 overall lead in the series and a commanding 28-6 advantage in games played in Jonesboro. However, Little Rock has had the edge in recent history, winning seven of the last eight meetings. A full breakdown of the series can be found on page 12.

AN ARKANSAS STATE WIN WOULD ...

- Give the Red Wolves their 10th win of the season.
- Hand the Scarlet and Black its seventh home win of the year
- End a six-game losing streak and even the season series vs. Little Rock
- Give A-State its seventh Sun Belt win of the year, matching last season's total.
- Be better than a loss.

COMEBACK KIDS

- Four of Arkansas State's nine wins have come after facing deficits of seven or more. Three of those four were deficits of 10 or greater.
- A-State's biggest deficit overcome this year was a 15-point comeback win over Georgia State. The Red Wolves most recently battled back from an 11-point halftime deficit to oust ULM on 2/1.

GENERAL WASHINGTON LEADING THE 'PACK

- No, this note isn't about the first President of the United States who also happens to grace the $1 bill. But it is about Arkansas State guard Jireh Washington, who leads the Red Wolves in scoring (12.7/game) and assists (3.73), while also ranking second on the squad in steals per game (1.46), FG percentage (42.8%) and third in rebounding average (4.7).

"STEAL MY SUNSHINE"

- Arkansas State ranks first in the Sun Belt Conference in total steals (249) and steals per game (9.58).
- Morgan Wallace ranks third in the league in steals per game (2.13) and in total steals (51).
- The Red Wolves have swiped **10 or more steals in 16 games**, including 11 of their last 16 games. A-State has tallied **13 or more steals eight times** this season.

TURNOVERS, ANYONE?

- Arkansas State has forced double-digit turnovers in all but two games this season, including **at least 15 takeaways 17 times (nine games with 20 or more)**.
- The Red Wolves have turned the ball over 15 times or fewer in 13 games this year, including a season-low six on Feb. 22 at Troy and 10 times or less six times.
- When A-State wins, it averages 14.1 turnovers allowed per game with a turnover margin of +4.8 while boasting an assist/turnover ratio of 1.1.

DO YOU BELIEVE IN [MYA] LOVE?

- Arkansas State rookie Mya Love made the most of her first collegiate start on Jan. 25 vs. Coastal Carolina, helping A-State to a 63-61 win over the Chanticleers with a career-best stat line of 15 points on 6-of-10 shooting (2-of-2 from three), seven rebounds and three steals. She also played a season-high 32 minutes
- Love had scored no more than five points in a game this season prior to that.

#TEAM1STWINS

- The Red Wolves are among the least selfish teams in the Sun Belt Conference, ranking sixth in the league in assists per game (12.08) and seventh in total assists (314). Jireh Washington ranks fifth in the league in assists per game (3.73) and total assists (97).
- In A-State's nine wins, the Red Wolves have posted 146 assists to 218 made baskets for a 67.0% assist percentage.
- When A-State is victorious, five players average in double figures: Jireh Washington (13.4), Peyton Martin (13.4), Morgan Wallace (11.8), Jada Ford (10.3) and Payton Tennison (10.0). Wallace also nearly averages a double-double at 9.9 rebounds per game in those nine wins.
- The Red Wolves have posted an assist percentage greater than 65 percent in six games this season, the highest coming against Appalachian State (79.3 percent), which was the best since posting an 85-percent mark last season vs. ULM. That matches the total from 2013-14 when A-State posted a mark of 70 percent or better three times.

A-STATE'S RECORD WHEN...

	2019-20
Scoring First	2-5
Opponent Scores First	7-12
Leads at Halftime	6-3
Trails at Halftime	3-14
Is Tied at Halftime	0-0
Leading after Regulation	8-0
Shoots 45% or better from field	4-2
Shoots less than 45% from field	5-15
Opp. shoots less than 45% from field	9-8
Opp. shoots 45% or better from field	0-9
Outrebounds the opponent	3-2
Ties the opponent in rebounds	0-0
Outrebounded by the opponent	6-15
Fewer (or ties) TOs than opponent	7-7
More TOs than opponent	2-10
Holds opponents to 65 points or less	8-1
In games decided by 10 points or less	6-3
In games decided by one point	1-0

A-STATE'S RECORD IN...

	2019-20
All Games	9-17
Home Games	6-3
Road Games	3-13
Neutral-sites	0-1
Non-SBC Games	3-8
Non-SBC Home Games	2-1
Non-SBC Road Games	1-6
Non-SBC Neutral-site Games	0-1
SBC Games	6-9
SBC Home Games	4-2
SBC Road Games	2-7
SBC Tournament	0-0
November Games	2-5
December Games	1-3
January Games	5-3
February Games	1-6
March Games	0-0
April Games	0-0
Monday Games	1-0
Tuesday Games	0-1
Wednesday Games	1-1
Thursday Games	2-5
Friday Games	0-1
Saturday Games	5-7
Sunday Games	0-1
Overtime Games	1-0
Games vs. Ranked Opponents	0-2

~MO~ KNOWS BASKETBALL

- After starting the season as one of Arkansas State's primary rebounding threats and not so much a scorer, tallying only 16 points through the first three games, Morgan Wallace lit up the stat sheet at the Maggie Dixon Classic en route to All-Tournament honors.
- Wallace scored 37 points in the two games (career-high 21 at DePaul) while bringing down 12 rebounds.
- This season, Wallace leads the team in minutes played per game (34.06) as well as rebounding (7.76), the latter which leads all guards in the conference and ranks fifth in the league overall. Wallace also ranks third in the league in steals per game (2.04) and total steals (51). In minutes played per game, Wallace ranks fourth in the conference entering Friday's game, while her 146 defensive rebounds ranks third in the conference (5.84 per game).
- On Jan. 9 vs. Georgia State, Wallace led the charge with a double double at 21 points and 11 boards. She has hauled in 7+ rebounds in 15 games, including six games with 10 or more. In A-State's nine wins, Wallace nearly averages a double-double at 11.8 points per game and 9.9 rebounds. Wallace posted another double-double the next week vs. Appalachian State (13 points, 10 rebounds).

SUN BELT CONFERENCE OPENERS

- Since joining the Sun Belt Conference prior to the 1991-92 season, Arkansas State has amassed a 19-10 record in league openers. When opening league play at home, A-State is 12-3, while going 7-7 if the first game of conference play is on the road.
- In SBC home openers, A-State is 23-6 overall and has won eight in a row after defeating Georgia State on Thursday.
- The Red Wolves entered the season having won seven straight league lid-lifters and eight of their last nine.
- In road openers, A-State is 15-12 and won six straight prior to this season's loss to UT Arlington.

"WE'RE THE THREE BEST FRIENDS THAT ANYBODY COULD HAVE"

- So far this season, Arkansas State has had three or more players record double-digit scoring in 16 of its 26 games.
- A-State had three or more players score in double figures in 19 of the Red Wolves' 30 games last season.
- Since the 2012-13 season, Arkansas State is 92-46 (.667) when three or more players score in double figures.

PROVIDING A SPARK

- After starting the first six games of the year, Payton Tennison has come off the bench for the Red Wolves for four games before starting at LA Tech, but embraced the Sixth Woman role. In her first two games in reserve action, Tennison was one of the team's top scoring threats, combining for 29 points on 10-of-13 from the field, including a stellar 7-of-10 from three-point range.
- On Feb. 6 at Georgia State, Tennison posted 18 points off the bench on six three-pointers.

A-STATE GAME-BY-GAME STARTERS

Opponent	G	G	G	G/F	G/F	Record
CBC	Washington	Tennison	Wallace	Tubbs	Martin	1-0
at Tulsa	Washington	Tennison	Wallace	Tubbs	Martin	1-1
SEMO	Washington	Tennison	Wallace	Ford	Martin	1-2
at DePaul	Washington	Tennison	Wallace	Ford	Martin	1-3
N.C. A&T	Washington	Tennison	Wallace	Williams	Martin	1-4
at Murray State	Washington	Tennison	Wallace	Williams	Martin	1-5
at San Diego State	Washington	Mahan	Ford	Wallace	Tubbs	2-5
UAPB	Washington	Mahan	Ford	Wallace	Tubbs	3-5
at Memphis	Washington	Mahan	Ford	Wallace	Martin	3-6
at Baylor	Washington	Ford	Wallace	Tubbs	Martin	3-7
at Louisiana Tech	Washington	Tennison	Wallace	Ford	Martin	3-8
at UT Arlington	Washington	Ford	Wallace	Williams	Martin	3-9
at Texas State	Washington	Ford	Wallace	Williams	Martin	4-9
GEORGIA STATE	Washington	Ford	Wallace	Williams	Martin	5-9
GA. SOUTHERN	Washington	Ford	Wallace	Williams	Martin	6-9
APP STATE	Washington	Ford	Wallace	Williams	Martin	7-9
at Little Rock	Washington	Ford	Wallace	Williams	Martin	7-10
at Louisiana	Washington	Ford	Wallace	Williams	Martin	7-11
COASTAL CARO.	Washington	Taylor	Love	Wallace	Martin	8-11
at ULM	Washington	Taylor	Love	Wallace	Martin	9-11
at Georgia State	Washington	Taylor	Love	Wallace	Martin	9-12
at Ga. Southern	Washington	Williams	Wallace	Martin	Tubbs	9-13
UT ARLINGTON	Washington	Ford	Williams	Wallace	Martin	9-14
TEXAS STATE	Washington	Ford	Love	Williams	Tubbs	9-15
at South Alabama	Washington	Wallace	Love	Williams	Martin	9-16
at Troy	Washington	Ford	Tennison	Wallace	Martin	9-17
LITTLE ROCK	-	-	-	-	-	-
SOUTH ALABAMA	-	-	-	-	-	-
TROY	-	-	-	-	-	-

BREAKING DOWN THE RED WOLVES

Double-Doubles:	2019-20	Career
Morgan Wallace	2	6
Peyton Martin	1	5
Jireh Washington	1	1
Trinitee Jackson	1	1

Double-Figure Scoring:	2019-20	Career
Peyton Martin	17	44
Jada Ford	11	38
Jireh Washington	16	31
Morgan Wallace	15	30
Payton Tennison	8	25
Jada Stinson	-	13
Starr Taylor	-	13
Kayla Williams	2	6
Madison Heckert	-	6
Trinitee Jackson	2	3
Mya Love	1	1

20-Plus Point Games:	2019-20	Career
Peyton Martin	2	10
Jada Ford	-	10
Jireh Washington	5	7
Morgan Wallace	1	2
Payton Tennison	1	2
Starr Taylor	-	1

30-Plus Point Games:	2019-20	Career
Jada Ford	-	1

10+ Rebounds:	2019-20	Career
Morgan Wallace	6	10
Peyton Martin	1	6
Trinitee Jackson	1	1
Jireh Washington	1	1

5+ Assists:	2019-20	Career
Jireh Washington	11	20
Starr Taylor	-	11
Jada Stinson	-	4
Payton Tennison	-	3
Morgan Wallace	1	1

5+ Steals:	2019-20	Career
Peyton Martin	1	1
Jireh Washington	1	1
Jada Ford	-	1

How A-State's First Points Were Scored

Layup..... 10
3-Pointer..... 7
Jumper..... 7
Free Throw..... 2

Consecutive Free Throws Made (active)

1.....Jada Ford
5..... Maggie Mahan
7.....Payton Tennison
3..... Peyton Martin
2..... Madison Heckert
1.....Kayla Williams

Career Games Played

116.....Starr Taylor
109.....Payton Tennison
100..... Jada Ford
96..... Madison Heckert
72.....Peyton Martin
71..... Morgan Wallace
59 (29 at Wichita State).....Kayla Williams
58 (at Memphis)..... Jada Stinson
56.....Jireh Washington
54..... Trinitee Jackson
43..... Maggie Mahan
35 (at UAB)..... Talia Roldan
26..... Shameka Tubbs
22.....Mya Love
10..... Hailee Erickson

Career Games Started

57..... Morgan Wallace
55.....Peyton Martin
52.....Jireh Washington
51.....Starr Taylor
40.....Payton Tennison
40..... Jada Ford
30 (at Memphis)..... Jada Stinson
29 (15 at Wichita State).....Kayla Williams
8..... Madison Heckert
7..... Shameka Tubbs
5.....Mya Love
3..... Maggie Mahan

Consecutive Games Started (Must Have Played)

43.....Jireh Washington
29..... Morgan Wallace
17.....Peyton Martin

Points Leader

22.....Jada Ford
21.....Peyton Martin
16.....Jireh Washington
7.....Payton Tennison
6..... Morgan Wallace
4.....Starr Taylor
2..... Madison Heckert
2.....Kayla Williams
1..... Trinitee Jackson

Rebounding Leader

25..... Morgan Wallace
24.....Peyton Martin
6.....Jireh Washington
5..... Trinitee Jackson
3.....Starr Taylor
2..... Madison Heckert
2.....Payton Tennison

Assists Leader

39.....Jireh Washington
27.....Starr Taylor
16.....Payton Tennison
13..... Morgan Wallace
6..... Jada Ford
2..... Maggie Mahan
1.....Mya Love
1.....Peyton Martin
1.....Kayla Williams

LAST TIME OUT

Official Basketball Box Score - Final
Arkansas St. at Troy
02/22/20 Trojan Arena, Troy
2019-20 Women's Basketball

Game Time: 10:00 PM
Game Duration: 1:45
Attendance: 2,120

Officials: Eric Baker, Karleena Tobin, Randy Robertson

Arkansas St. - 64 Record: 9-17 (6-9)

NO.	Name		Min	FG M-A	3P M-A	FT M-A	Rebounds OR	DR	TOT	Fouls PF	FD	TP	AS	TO	ST	Blocks BS	BA	+/-
35	Peyton Martin	F	21:38	2-7	0-1	3-4	2	4	6	4	5	7	3	3	1	0	1	-4
00	Jada Ford	G	32:25	4-12	2-9	1-2	1	0	1	2	1	11	0	1	2	0	1	-12
1	Jireh Washington	G	13:14	1-9	1-5	1-2	1	0	1	3	1	4	1	0	1	0	0	-4
3	Morgan Wallace	G	40:00	3-11	1-4	5-7	0	5	5	4	4	12	2	1	0	0	1	-15
5	Payton Tennison	G	34:17	4-12	1-7	2-2	0	6	6	2	1	11	2	0	2	2	2	-7
2	Starr Taylor		26:46	2-8	0-2	0-2	0	0	0	1	1	4	2	1	2	0	1	-11
50	Madison Heckert		04:27	1-1	1-1	0-0	0	1	1	1	0	3	0	0	0	0	0	-8
4	Mya Love		13:18	2-10	1-2	1-2	3	0	3	3	1	6	0	0	3	0	2	-11
21	Shameka Tubbs		10:44	2-4	0-0	0-2	3	1	4	2	1	4	0	0	0	0	0	4
23	Trinitee Jackson		03:11	1-3	0-0	0-0	0	0	0	0	0	2	0	0	0	0	0	-7
Team							2	8	10			0		0				
Totals				22-77	7-31	13-23	12	25	37	22	15	64	10	6	11	2	8	-15

Technical Fouls:: NONE

Shooting By Period		
1st FG%	6-16	37.5%
3PT%	2-6	33.3%
FT%	5-8	62.5%
2nd FG%	4-21	19.0%
3PT%	2-8	25.0%
FT%	0-2	0%
3rd FG%	5-18	27.8%
3PT%	2-9	22.2%
FT%	3-6	50%
4th FG%	7-22	31.8%
3PT%	1-8	12.5%
FT%	5-7	71.4%
GM FG%	22-77	28.6%
3PT%	7-31	22.6%
FT%	13-23	56.5%

Dead Ball Rebounds: 6, 0

Troy - 79 Record: 22-4 (13-2)

NO.	Name		Min	FG M-A	3P M-A	FT M-A	Rebounds OR	DR	TOT	Fouls PF	FD	TP	AS	TO	ST	Blocks BS	BA	+/-
25	Alexus Dye	F	24:35	10-14	0-0	3-7	5	14	19	0	5	23	0	1	0	2	0	18
32	Kate Rodgers	F	13:29	1-4	0-0	0-0	3	2	5	3	1	2	0	2	0	0	0	-7
1	Kayla Robinson	G	25:46	1-6	0-2	4-5	2	5	7	1	2	6	6	1	0	0	0	2
4	Jasmine Robinson	G	28:44	1-11	0-7	0-0	1	0	1	2	2	2	6	5	0	0	0	23
12	Harriet Winchester	G	24:26	2-5	1-4	0-0	4	6	10	1	2	5	6	2	0	1	0	9
5	Tyasia Moore		16:42	4-6	0-0	0-2	2	5	7	1	2	8	1	2	1	3	0	9
20	Japonica James		25:08	12-18	0-0	1-3	2	6	8	2	6	25	0	1	1	0	2	11
40	Amber Rivers		11:48	0-5	0-3	2-2	0	2	2	3	1	2	0	0	0	1	0	-4
14	Tiyah Johnson		08:59	1-3	1-3	1-2	0	1	1	1	1	4	0	2	0	1	0	-4
10	Janiah Sandifer		13:49	0-3	0-2	0-0	1	4	5	0	0	0	2	1	0	0	0	18
0	Emely Rosario		05:51	1-1	0-0	0-0	0	0	0	1	0	2	2	1	0	0	0	0
2	Shawnta Shaw		00:43	0-0	0-0	0-0	0	0	0	0	0	0	0	0	0	0	0	0
Team							2	2	4			0		0				
Totals				33-76	2-21	11-21	22	47	69	15	22	79	23	18	2	8	2	15

Technical Fouls:: NONE

Shooting By Period		
1st FG%	7-24	29.2%
3PT%	0-10	0.0%
FT%	3-5	60%
2nd FG%	9-14	64.3%
3PT%	0-1	0.0%
FT%	1-2	50%
3rd FG%	10-17	58.8%
3PT%	1-3	33.3%
FT%	5-9	55.6%
4th FG%	7-21	33.3%
3PT%	1-7	14.3%
FT%	2-5	40%
GM FG%	33-76	43.4%
3PT%	2-21	9.5%
FT%	11-21	52.4%

Dead Ball Rebounds: 6, 0

	ASU	TROY
Biggest lead	7 (1st 1:40)	19 (4th 3:48)
Best Scoring Run	8(1st 5:06)	10(2nd 7:06)
Lead Changes	4	
Times Tied	4	
Time with Lead	08:13	28:41

Points from	ASU	TROY
Turnovers	15	4
Paint	26	60
Second Chance	9	17
Fast Breaks	10	22
Bench	19	41

Period by Period Scoring	1st	2nd	3rd	4th	TOT
ASU	19	10	15	20	64
TROY	17	19	26	17	79

Troy 79, Arkansas State 64
February 22, 2020 - Troy, Alabama

- Arkansas State forced 18 turnovers while only coughing up a season-low six, but dropped a 79-64 decision at Troy at Trojan Arena.
- Three player scored in double figures for the Red Wolves, but Troy got 25 points from Japonica James and 23 points and 19 rebounds from Alexus Dye.
- A-State led 19-17 after the first but trailed by just seven at the half before Troy outscored the Red Wolves by 11 in the third quarter.

"STRING MUSIC!"

- The Red Wolves proved to be lethal from long range to open the season vs. CBC, knocking down 15 treys on 32 attempts. The 15 made tied a program-best while the 32 tries shattered the school record.
- Payton Tennison (8-of-11) and Jada Ford (4-of-9) combined for 12 of those 15 scores, with Tennison draining seven straight to open the contest. Kayla Williams (2-of-2) and Hailee Erickson (1-of-6) also contributed to the record night.
- Ford and Tennison continued to be clutch from three at Tulsa, both hitting a pair of late threes to aid in A-State's 18-point comeback.
- In the Red Wolves' nine wins, the team has shot 34.7 percent from three (68-of-196), with Payton Tennison owning a clip of 55.0 percent (22-of-40).

TAKE IT TO THE BANK!

- Arkansas State has amassed a 321-111 (.743) overall mark in 32-plus seasons at First National Bank Arena.
- In home openers, the Red Wolves own a stellar 40-6 mark and have won 18 of their last 19 after defeating Central Baptist in the opener.

FORD TOUGH

- Jada Ford climbed into A-State's top 10 in three-point shooting this season. The senior from Muskogee, Oklahoma, is now fifth all-time in three-pointers made (181). This season, Ford has hit a three-pointer in **22 straight games and 24 of 26 games.**
- Ford ranks second on the team in double-figure scoring games (37) while tying for the team lead with 10 20-point outings. In fact, the Red Wolves tend to do well on the scoreboard when Ford scores 20 or more, owning a **9-1** record in those 10 performances.
- A breakdown of the respective Top 10 lists is on page 9.

"I'M NOT USUALLY ONE FOR CHARITY [STRIPE VISITS]..."

- The Red Wolves were among the nation's best at getting to the free-throw line in 2018-19, topping the Sun Belt Conference in both free throw attempts (744) and free throws made (495). Those marks ranked sixth and 15th nationally.
- This season, through 26 games, A-State has seemingly continued that trend of getting to the stripe, ranking fourth in the league (69th nationally) with 510 free-throw attempts. According to HerHoopStats.com, the Red Wolves rank 34th nationally (out of 351 teams) in Free Throw Rate (% of two-point scoring attempts including all free throw trips that result in a free throw trip) with a 19.9 percent clip.
- Additionally, HerHoopStats.com ranks the Red Wolves 59th nationally in percentage of points from free throws (20.3%).
- Peyton Martin ranks fifth in the league (94th nationally) at getting to the line, attempting 131 free throws this season while Jireh Washington ranks seventh in the conference with 119 attempts.

MILESTONE WATCH

- Ford eclipsed the 800-point mark for her career vs. Georgia State (1/9), and leads all active A-State players with 895 career points. She needs just five points to reach 900 for her career. Ford is also two threes away from tying A-State great Sonja Tate for fourth all-time in that category.
- Peyton Martin reached the 700-point mark with 17 vs. Georgia Southern (1/11) and then reached 800 points on Feb. 13 vs. UT Arlington. She is currently second on the team with 819 career points scored.
- Starr Taylor played in her 100th game as a Red Wolf on 12/14 at Memphis. Taylor has played in all but two games over her three-plus seasons at Arkansas State. Payton Tennison also reached the century mark at Little Rock on 1/18, while Jada Ford reached 100 games played on Feb. 22 at Troy.

NOT A BAD START . . .

- In the season-opening win vs. Central Baptist, Arkansas State brought down a whopping 64 rebounds, which was the fourth-most in a single game in program history and the most since 2009.

A NEW ERA BEGINS

- Matt Daniel was hired on March 29 following Brian Boyer's 20-year tenure at the helm of the program.
- Daniel, a Jonesboro native, most recently spent five years as head coach at Marshall, where he led the Herd to the postseason for the first time ever.
- Before his stint at Marshall, Daniel pulled off one of the biggest turnarounds in NCAA history at Central Arkansas, improving by 15 games from Year 1 to Year 2.

WE'RE COMIN' TO YOUR CITAYYYY

- Arkansas State's schedule features 17 games away from the friendly confines of First National Bank Arena, with 12 at home (3 non-SBC, 9 SBC).
- That total is the most since the 2016-17 team played 18 games in the regular season away from Jonesboro.
- Below is a breakdown of approximate mileage the Red Wolves are traveling this season:

Road Trip	*Miles (Approx.)*	*Road Trip*	*Miles (Approx.)*
Tulsa, Okla.	375	Statesboro, Ga.	658
Chicago, Ill.	509	Mobile, Ala.	449
Murray, Ky.	174	Troy, Ala.	445
San Diego, Calif.	1,807		
Memphis, Tenn.	69		
Waco, Texas	544		
Ruston, La.	301		
Arlington, Texas	469		
San Marcos, Texas	675		
Little Rock, Ark.	134		
Lafayette, La.	505		
Monroe, La.	306		
Atlanta, Ga.	450		

#NOTFIGHTINGALONE

- This season, the Arkansas State women's basketball team is wearing special shooting shirts with embroidered "WA" patches in memory of Wendy Anderson, the late wife of A-State football coach Blake Anderson who lost a courageous battle with cancer in August.

"BACK IN [SCARLET &] BLACK"

- A-State brings back 70 percent or better in minutes (70 percent), rebounding (71 percent), steals (73 percent), scoring (73 percent), assists and blocks (76 percent).
- The Red Wolves return four players who started at least half of the 30 games in 2018-19: Peyton Martin (30 starts), Jireh Washington (26), Morgan Wallace (24) and Payton Tennison (19).

[NATURAL] STATE OF MIND

- Arkansas State's 2019 roster features six players from the state of Arkansas, including two local products from Jonesboro (Starr Taylor and Mya Love). Maggie Mahan (Center Ridge), Peyton Martin (Pine Bluff), Payton Tennison (Valley Springs) and Morgan Wallace (Little Rock) are the other four Natural State products.
- That total ties Arkansas for the most among the five Division I programs in the state.

MID-MAJOR TOP 25

RK	TEAM	W-L	PTS	PREV
1	South Dakota (16)	26-2	759	1
2	Princeton (11)	21-1	720	2
3	Gonzaga (4)	26-2	717	3
4	Florida Gulf Coast	27-2	673	4
5	Missouri State	23-3	662	5
6	Central Michigan	21-4	626	6
7	James Madison	21-4	557	7
8	Marist	21-4	547	9
9	Drake	19-7	509	10
10	***Coastal Carolina***	***22-3***	***454***	***13***
11	Stony Brook	25-2	447	8
12	Drexel	20-6	443	12
13	Rider	21-4	380	14
14	Ohio	18-8	346	11
15	Penn	17-5	306	18
16	***Troy***	***22-4***	***286***	***19***
17	IUPUI	20-8	284	16
18	South Dakota State	20-9	270	17
19	Bethune-Cookman	21-5	176	22
20	Montana State	19-6	132	25
21	Bradley	19-6	127	15
22	BYU	16-10	117	20
23	Bucknell	20-6	76	RV
24	Belmont	19-8	72	RV
25	Stephen F. Austin	20-5	71	21

Others receiving votes: ***Southeast Missouri State 61***, Abliene Christian 51, Sam Houston State 32, Yale 31, UT Martin 26, Green Bay 22, Northern Iowa 21, Campbell 18, Portland 15, Southern Illinois 11, San Diego 8, Columbia 6, Texas A&M Corpus Christi 6, Liberty 4, UTA 4, North Alabama 1, Wright State 1.

A-State's Record By Lineup

Washington, Mahan, Ford, Wallace, Tubbs	2-0
Washington, Taylor, Love, Wallace, Martin	2-1
Washington, Ford, Wallace, Williams, Martin	5-3
Washington, Tennison, Wallace, Tubbs, Martin	1-1
Washington, Mahan, Ford, Wallace, Martin	0-1
Washington, Ford, Wallace, Tubbs, Martin	0-1
Washington, Williams, Wallace, Martin, Tubbs	0-1
Washington, Tennison, Wallace, Williams, Martin	0-2
Washington, Tennison, Wallace, Ford, Martin	0-4
Washington, Ford, Love, Williams, Tubbs	0-1
Washington, Wallace, Love, Williams, Martin	0-1

MARTIIIIIIN!

- After earning third-team all-conference honors as a sophomore a year ago, junior forward Peyton Martin was tabbed Third Team All-Sun Belt Conference in the preseason coaches' poll.
- Martin led the Red Wolves in scoring (13.7) and rebounding (6.3) while also leading in blocks (0.6).

"RIIIISE N' SHIIINE"

- Arkansas State's schedule features five games slated for start times of noon or earlier, including a pair of 11 a.m. tip-offs (at DePaul and at South Alabama). The Red Wolves added the fifth when tip-off at Memphis was moved up to Noon.

NCAA RPI Rankings (2/27)

Team (Result)	Record	NCAA RPI
ARKANSAS STATE	***9-17***	***260***
Central Baptist (W)	-	N/A (NAIA)
Tulsa (L)	7-20	266
SEMO (L)	21-6	119
DePaul (L)	25-4	20
N.C. A&T (L)	16-8	154
Murray State (L)	13-14	229
San Diego State (W)	12-16	234
UAPB (W)	4-20	337
Memphis (L)	13-14	192
Baylor (L)	26-1	4
Louisiana Tech (L)	13-13	263
UT Arlington (L/L)	16-10	106
Texas State (W/L)	10-15	258
Georgia State (W/L)	8-18	313
Georgia Southern (W/L)	9-17	296
Appalachian State (W)	9-17	233
Little Rock (L/-)	***11-15***	***195***
Louisiana (L)	15-10	208
Coastal Carolina (W)	23-3	79
ULM (W)	3-22	350
South Alabama (L/L)	13-14	247
Troy (L/-)	22-4	49

HAPPY BIRTHDAY TO YOU

- Six individuals within the Arkansas State women's basketball program have birthdays either on game day or during a game week in the regular season. A breakdown of basketball season birthdays is below:

Name	Birthday
Destinee Rogers	Nov. 8
Talia Roldan	Dec. 16
Simone Rush (athletic trainer)	Dec. 19
Hailee Erickson	Feb. 1*
Matt Daniel	Feb. 9
Peyton Martin	March 7*
Madison Heckert	March 23
Starr Taylor	March 26

* - occurs on game day

"YOU NEED TO CALM DOWN"

- The Red Wolves drew 22 fouls in the season opener vs. Central Baptist, with Trinitee Jackson drawing a bulk of those - leading the way with 10 fouls drawn.

"57 CHANNELS (AND NOTHIN' ON)"

- The Red Wolves' 2019-20 schedule features 21 games on ESPN+, including non-conference games vs. Southeast Missouri, Arkansas-Pine Bluff and Baylor along with every Sun Belt Conference showdown.

"NOTHING ELSE MATTERS"

- This section of the game notes is reserved for random, possibly useless, information. Occasionally it will be a space in which the author of these game notes will drop some knowledge.
- Arkansas State has scored in 1,319 consecutive games.
- The Red Wolves are undefeated when outscoring their opponent.
- A-State has utilized 11 different lineup combinations through 26 games. You can find each lineup's record this season on the previous page.
- It takes the Earth approximately 365.242189 days - or 365 days, 5 hours, 48 minutes, and 45 seconds - to circle once around the Sun. This called a tropical year. Without an extra day on February 29 nearly every four years, we would lose almost six hours every year. After only 100 years, our calendar would be off by approximately 24 days.

CAREER WATCH

THREE-POINT FIELD GOALS MADE

	player	years	field goals
1	Amber Abraham	2001-06	242 (605 att.)
2	Danielle Featherston	1993-96	238 (699 att.)
3	Julie Hagood	1997-00	189 (486 att.)
4	Sonja Tate	1990-93	183 (530 att.)
5	**Jada Ford**	**2016-pr.**	**181 (548 att.)**
6	Rudy Sims	2004-07	159 (442 att.)
7	Ali Carter	2003-07	149 (446 att.)
8	Caroline Starr	2006-09	148 (431 att.)
9	Hanna Qedan	2011-14	142 (394 att.)
10	Amy Towne	1997-99	137 (323 att.)

THREE-POINT FIELD GOAL ATTEMPTS

	player	years	attempts
1	Danielle Featherston	1993-96	699
2	Amber Abraham	2001-06	605
3	**Jada Ford**	**2016-pr.**	**548**
4	Sonja Tate	1990-93	530
5	Julie Hagood	1997-00	486
6	Ali Carter	2003-07	446
7	Rudy Sims	2004-07	442
8	Caroline Starr	2006-09	431
9	NeNe Hurst	2008-12	407
10	Megan Lewis	2009-12	403

RED WOLVES IN THE CLASSROOM

Player	Major
#0 Jada Ford	Sport Management
#1 Jireh Washington	Sport Management
#2 Starr Taylor	Exercise Science
#3 Morgan Wallace	General Studies
#4 Mya Love	Biology
#5 Payton Tennison	Health Sciences
#10 Jada Stinson	Criminal Justice
#13 Talia Roldan	General Studies
#14 Hailee Erickson	General Education
#21 Shameka Tubbs	General Studies
#22 Maggie Mahan	Environmental Biology
#23 Trinitee Jackson	Undecided
#25 Kayla Williams	Exercise Science
#35 Peyton Martin	Broadcast Journalism
#50 Madison Heckert	Exercise Science

NEVER SCARED

- The Red Wolves took on on two of college basketball's elite in 2019, traveling to Chicago on Nov. 22 for the Maggie Dixon Classic, where they faced perennial NCAA contender DePaul.
- Nearly a month later, A-State took on reigning NCAA champion Baylor in Waco. The Bears earned the No. 2 spot in the preseason AP poll, earning three first-place votes.
- A-State faces six teams that finished the 2018-19 season inside the top 100 in the NCAA RPI:

2018-19 Final RPI

Rank	Team	Rank	Team
2	Baylor	76	UT Arlington
18	DePaul	92	Troy
61	Little Rock	98	South Alabama

A-State In The NCAA/Sun Belt Rankings

Statistic	National Rank	Conference Rank	Value	National Leader	Value	Conference Leader	Value
Assist Turnover Ratio (348 ranked)	226	6	0.75	Oregon	1.84	UT Arlington	1.03
Assists (348 ranked)	248	7	314	Baylor	607	UT Arlington	433
Assists Per Game (348 ranked)	242	6	12.1	Baylor	22.5	UT Arlington	16.7
Blocked Shots (347 ranked)	273	6	61	South Carolina	237	South Alabama	124
Blocked Shots Per Game (348 ranked)	271	6	2.3	South Carolina	8.5	South Alabama	4.6
Defensive Rebounds per Game (30 ranked)				Troy	32.7	Troy	32.7
Fewest Fouls (345 ranked)	145	4	443	UConn	302	Appalachian St.	402
Fewest Turnovers (348 ranked)	175	7	421	Penn	275	Louisiana	351
Field-Goal Percentage (348 ranked)	277	9	37.5	Oregon	50.6	UT Arlington	43.6
Field-Goal Percentage Defense (348 ranked)	323	12	43.4	Baylor	30.7	Coastal Carolina	34.6
Free Throw Attempts (347 ranked)	69	4	510	Troy	676	Troy	676
Free Throws Made (348 ranked)	127	5	328	Denver	459	Troy	454
Free-Throw Percentage (348 ranked)	291	10	64.3	William & Mary	81.1	Coastal Carolina	75.6
Offensive Rebounds per Game (30 ranked)				Troy	22.9	Troy	22.9
Personal Fouls Per Game (348 ranked)	188	5	17.0	UConn	11.2	Appalachian St.	15.5
Rebound Margin (348 ranked)	332	12	-7.4	Troy	15.7	Troy	15.7
Rebounds (348 ranked)	294	8	905	Troy	1,445	Troy	1,445
Rebounds Per Game (348 ranked)	280	9	34.81	Troy	55.58	Troy	55.58
Scoring Defense (348 ranked)	326	12	73.1	Princeton	48.0	UT Arlington	59.9
Scoring Margin (348 ranked)	313	10	-10.5	Baylor	32.1	Coastal Carolina	17.5
Scoring Offense (348 ranked)	224	7	62.7	Oregon	85.8	Troy	80.3
Steals (348 ranked)	70	1	249	Alcorn	386	Arkansas St.	249
Steals Per Game (348 ranked)	60	1	9.6	Alcorn	14.3	Arkansas St.	9.6
Three Pt FG Defense (348 ranked)	297	11	33.8	Old Dominion	23.4	Coastal Carolina	26.3
Three-Point Field Goals Attempted (150 ranked)	114	2	550	FGCU	1,016	South Alabama	646
Three-Point Field Goals Made (348 ranked)	181	4	153	FGCU	350	South Alabama	210
Three-Point Field Goals Per Game (348 ranked)	171	4	5.9	FGCU	12.1	South Alabama	7.8
Three-Point Field-Goal Percentage (348 ranked)	298	9	27.8	UConn	40.1	Coastal Carolina	33.3
Turnover Margin (348 ranked)	149	4	0.73	FGCU	10.41	Louisiana	4.60
Turnovers Forced (348 ranked)	133	6	16.92	Alcorn	26.56	Louisiana	18.64
Turnovers Per Game (348 ranked)	196	8	16.2	FGCU	10.6	Louisiana	14.0
Won-Lost Percentage (348 ranked)	273	8	34.6	South Carolina	96.4	Coastal Carolina	88.5

Statistic	Player	National Rank	Conference Rank	Value	National Leader	Value	Conference Leader	Value
Assist Turnover Ratio (250 ranked)					Kelly Campbell, DePaul	5.83	Terryn Milton, UT Arlington	2.15
Assists (146 ranked)					Sabrina Ionescu, Oregon	249	Kennedy Taylor, Texas St.	138
Assists Per Game (250 ranked)	Jireh Washington	161	5	3.7	Sabrina Ionescu, Oregon	8.9	Kennedy Taylor, Texas St.	5.8
Blocked Shots (147 ranked)					Sara Hamson, BYU	119	Shaquanda Miller-McCray, Georgia St.	67
Blocked Shots Per Game (246 ranked)					Sara Hamson, BYU	4.58	Shaquanda Miller-McCray, Georgia St.	2.58
Defensive Rebounds per Game (30 ranked)					Ellie Harmeyer, Belmont	9.7	Naheria Hamilton, Coastal Carolina	7.0
Double Doubles (43 ranked)					Ellie Harmeyer, Belmont Unique Thompson, Auburn	20 20	Antoinette Lewis, South Alabama	13
Field Goal Attempts (150 ranked)					Dyaisha Fair, Buffalo	508	Kyra Collier, Little Rock	399
Field Goals Made (148 ranked)					Chelsey Perry, UT Martin	242	Marie Benson, UT Arlington	171
Field-Goal Percentage (250 ranked)					Monika Czinano, Iowa	70.2	Aja Blount, Coastal Carolina	55.7
Final Points (196 ranked)					Chelsey Perry, UT Martin	630	DJ Williams, Coastal Carolina	469
Free Throw Attempts (146 ranked)	Peyton Martin Jireh Washington	94 137	5 7	131 119	Ellie Harmeyer, Belmont Keni Jo Lippe, Oral Roberts	212 212	DJ Williams, Coastal Carolina	180
Free Throws Made (144 ranked)					Ellie Harmeyer, Belmont Keni Jo Lippe, Oral Roberts	171 171	DJ Williams, Coastal Carolina	141
Free-Throw Percentage (250 ranked)					Jaylyn Agnew, Creighton	94.1	Aja Blount, Coastal Carolina	88.6
Minutes Played (150 ranked)					Dor Saar, Maine	1131:10	Kyra Collier, Little Rock	996:11
Minutes Played Per Game (150 ranked)					Rose Caverly, Vermont	39.40	Kyra Collier, Little Rock	38.32
Offensive Rebounds per Game (30 ranked)					Rodjanae Wade, UNLV	5.2	Antoinette Lewis, South Alabama	5.1
Points Per Game (248 ranked)					Stella Johnson, Rider	24.8	DJ Williams, Coastal Carolina	18.8
Rebounds (149 ranked)					Ila Lane, UC Santa Barbara	353	Antoinette Lewis, South Alabama	274
Rebounds Per Game (243 ranked)	Morgan Wallace	162	5	7.8	Ila Lane, UC Santa Barbara	13.1	Antoinette Lewis, South Alabama	10.1
Steals (137 ranked)	Morgan Wallace	127	3	51	Stephanie Karcz, Loyola Maryland	135	DJ Williams, Coastal Carolina	63
Steals Per Game (248 ranked)	Morgan Wallace	102	3	2.04	Stephanie Karcz, Loyola Maryland	5.19	DJ Williams, Coastal Carolina	2.52
Three-Point Field Goals Attempted (145 ranked)	Jada Ford	39	2	187	Taylor Robertson, Oklahoma	285	Savannah Jones, South Alabama	188
Three-Point Field Goals Made (139 ranked)	Jada Ford	129	3	54	Taylor Robertson, Oklahoma	121	Savannah Jones, South Alabama	69
Three-Point Field Goals Per Game (250 ranked)	Jada Ford Payton Tennison	125 235	3 5	2.08 1.79	Taylor Robertson, Oklahoma	4.48	Savannah Jones, South Alabama	2.56
Three-Point Field-Goal Percentage (156 ranked)	Jada Ford	154	3	28.9	Abi Scheid, Northwestern	49.3	Savannah Jones, South Alabama	36.7
Triple Doubles (3 ranked)					Sabrina Ionescu, Oregon	8	DJ Williams, Coastal Carolina	1

SUPERLATIVES

2019-20 MARGIN OF VICTORY/DEFEAT

Margin	*1*	*2*	*3*	*4*	*5*	*6*	*7*	*8*	*9*	*10*	*11-14*	*15-19*	*20-24*	*25-29*	*30-34*	*35+*
Victory	1	2	1	-	-	-	1	-	1	-	-	1	1	1	-	-
Defeat	-	1	-	-	1	-	-	-	1	-	5	3	-	3	-	3

Most First Quarter Points

A-State	28	vs. Appalachian State (1/16/20)
Opponent	45	DePaul (11/22/19)

Fewest First Quarter Points

A-State	3	at UT Arlington (1/2/20)
Opponent	6	Georgia State (2/6/20)

Most Second Quarter Points

A-State	25	vs. UAPB (12/9/19)
Opponent	28	Baylor (12/18/19)

Fewest Second Quarter Points

A-State	0	at Louisiana Tech (12/29/19)
Opponent	10	Texas State (1/4/20)

Largest Halftime Lead

A-State	19	2x: Last vs. App State (1/16/20)
Opponent	39	Baylor (12/18/19)

Most Third Quarter Points

A-State	28	vs. Central Baptist (11/6)
Opponent	27	2x, Last: Baylor (12/18/19)

Fewest Third Quarter Points

A-State	5	vs. N.C. A&T (11/23/19)
Opponent	5	2x: Last, ULM (2/1/20)

Most Fourth Quarter Points

A-State	31	at Tulsa (11/9/19)
Opponent	27	Georgia State (2/6/20)

Fewest Fourth Quarter Points

A-State	8	2x: Last at Louisiana (1/23/20)
Opponent	10	N.C. A&T (11/23/19)

Largest Margin of Victory

A-State	25	vs. Central Baptist (11/6)
Opponent	68	Baylor (12/18/19)

SPECIALTY STATS

OPPONENT	*PAINT*	*OFF TURNOVER*	*2ND CHANCE*	*FAST BREAK*	*BENCH POINTS*
Central Baptist	26/28	13/24	14/12	28/0	35/12
Tulsa	44/38	5/16	23/9	9/8	16/17
SEMO	34/38	11/11	12/15	4/6	15/9
at DePaul	38/52	16/48	2/26	17/16	21/52
vs. N.C. A&T	18/32	19/26	6/12	8/13	22/26
at Murray State	36/32	13/23	14/18	6/12	19/4
at San Diego State	34/22	23/21	9/7	11/6	29/16
Arkansas-Pine Bluff	42/28	30/17	11/8	14/20	42/8
at Memphis	20/34	13/28	6/19	4/10	22/33
at No. 7/5 Baylor	20/48	5/37	12/15	3/20	8/34
at Louisiana Tech	28/26	34/26	9/18	25/14	5/35
at UT Arlington	24/34	15/23	6/12	15/6	6/27
at Texas State	16/12	22/5	11/3	8/5	11/9
Georgia State	34/12	23/2	11/9	15/4	4/14
Georgia Southern	32/32	15/15	6/24	8/11	21/15
Appalachian State	26/20	14/15	9/5	3/13	19/20
at Little Rock	34/40	15/23	1/0	6/9	10/2
at Louisiana	20/24	12/19	0/15	4/8	16/42
Coastal Carolina	34/32	16/8	11/8	9/8	12/24
at ULM	28/22	15/12	9/4	2/4	19/7
at Georgia State	22/26	12/14	11/10	6/7	28/22
at Georgia Southern	36/30	27/19	2/16	20/9	12/30
UT Arlington	24/32	10/20	4/21	12/5	16/23
Texas State	34/26	15/12	9/10	11/8	23/23
at South Alabama	30/32	26/9	13/2	10/18	30/18
at Troy	26/60	15/4	9/17	10/22	19/41

FREE THROW PROFICIENCY

AND-ONE *(free throw to complete 3 or 4 point play)*

#	*Player*	*FT-FTA*	*PCT*
0	Jada Ford	4-4	1.000
1	Jireh Washington	15-22	.681
2	Starr Taylor		
3	Morgan Wallace	5-8	.625
4	Mya Love	2-3	.667
5	Payton Tennison		
14	Hailee Erickson		
21	Shameka Tubbs	3-4	.750
22	Maggie Mahan		
23	Trinitee Jackson	2-8	.250
25	Kayla Williams		
35	Peyton Martin	11-13	.847
50	Madison Heckert		
	Team	**42-62**	**.677**

CRUNCH TIME *(final 2 minutes within 10 points and in overtime)*

#	*Player*	*FT-FTA*	*PCT*
0	Jada Ford	6-7	.857
1	Jireh Washington	12-16	.750
2	Starr Taylor		
3	Morgan Wallace	9-9	1.000
4	Mya Love		
5	Payton Tennison	1-2	.500
14	Hailee Erickson		
21	Shameka Tubbs		
22	Maggie Mahan		
23	Trinitee Jackson		
25	Kayla Williams		
35	Peyton Martin	3-3	1.000
50	Madison Heckert		
	Team	**31-37**	**.838**

A-STATE RECORD WHEN

A-State Scores:

59 and Under	2-8
60-69	2-7
70-79	3-2
80-89	2-0
90-99	0-0
100+	0-0

The Opponent Scores:

59 and under	3-1
60-69	6-3
70-79	0-6
80-89	0-5
90-99	0-0
100+	0-2

A-State Shoots:

under 35%	3-7
35-39%	1-5
40-44%	1-3
45-49	3-1
50%+	1-1

The Opponent Shoots:

under 35%	1-1
35-39%	7-0
40-44%	1-8
45-49	0-3
50%+	0-5

A-State Free Throws:

under 60%	1-6
60-69%	4-6
70-79%	3-3
80%+	1-2

Opponent Free Throws:

under 60%	1-4
60-69%	2-3
70-79%	5-6
80%+	1-4

A-State outshoots opponent	5-7
A-State outshot by opponent	4-10
Same	0-0

A-State Has:

More rebounds	3-2
Less rebounds	6-15
Even rebounds	0-0
Players foul out	1-6

SERIES HISTORY

• Friday is Arkansas State's 70th all-time meeting with in-state rival Little Rock, the 35th in Jonesboro.
• The Red Wolves own a strong 28-6 lead in the series when games are played in Jonesboro, although the Trojans have claimed two of the last three.
• A-State's most recent win over Little Rock came last season at home, defeating the Trojans 62-58.
• Little Rock has won seven of the last eight meetings in the series.
• In three games vs. the Trojans, Jireh Washington has seen much success, averaging nearly 18 points and 6 rebounds per game.

SERIES RESULTS (LAST 15 MEETINGS)

A-State vs Little Rock
All-Time Series
Arkansas State leads 45-25 (A-State leads 28-6 in Jonesboro)

YEAR	SCORE	LOCATION
2/13/13	L 50-54	Jonesboro
3/2/13	L 50-58	Little Rock
1/25/14	W 77-46	Jonesboro
3/1/14	L 55-64	Little Rock
2/12/15	L 61-63	Little Rock
3/14/15	L 72-78	New Orleans
1/18/16	W 66-53	Jonesboro
3/1/16	L 69-71	Little Rock
1/14/17	L 59-73	Little Rock
2/17/17	L 35-60	Jonesboro
1/20/18	L 43-53	Little Rock
2/17/18	L 58-64	Jonesboro
2/2/19	L 55-68	Little Rock
2/23/19	W 62-58	Jonesboro
1/18/20	L 58-67	Little Rock

LAST MEETING

Official Basketball Box Score - Final
Arkansas State at Little Rock
01/18/20 Jack Stephens Center, Little Rock, AR
2019-20 Women's Basketball

Game Time: 8:02 PM
Game Duration: 1:46
Attendance: 1,034

Officials: Mark Zantz, Kylie Galloway, Ty Bills

Arkansas State - 58 Record: 7-10 (4-2)

NO.	Name		Min	FG M-A	3P M-A	FT M-A	Rebounds OR	DR	TOT	Fouls PF	FD	TP	AS	TO	ST	Blocks BS	BA	+/-
25	Kayla Williams	F	19:40	1-6	1-5	0-0	0	2	2	1	0	3	0	3	0	0	1	-3
35	Peyton Martin	F	35:08	3-4	0-0	4-4	2	7	9	2	5	10	0	4	0	1	1	-5
00	Jada Ford	G	36:12	2-9	2-7	0-0	0	1	1	1	1	6	2	1	1	0	0	-6
1	Jireh Washington	G	33:06	9-12	1-2	4-5	2	5	7	0	4	23	3	7	1	0	0	-2
3	Morgan Wallace	G	24:35	2-4	1-3	1-2	0	4	4	3	1	6	1	3	1	0	0	-5
5	Payton Tennison		16:24	0-1	0-0	0-0	0	1	1	0	0	0	2	0	0	0	0	-2
2	Starr Taylor		06:54	1-1	0-0	0-0	0	0	0	1	0	2	1	1	0	0	0	-7
22	Maggie Mahan		06:25	1-1	0-0	0-0	0	0	0	1	0	2	0	2	0	0	0	-10
21	Shameka Tubbs		01:42	0-0	0-0	0-0	0	0	0	0	0	0	0	0	0	0	0	-2
4	Mya Love		16:44	2-3	0-0	0-0	0	2	2	1	0	4	0	0	1	0	0	-1
23	Trinitee Jackson		03:10	1-1	0-0	0-0	0	0	0	0	0	2	0	0	0	0	0	-2
Team							1	1	2			0		1				
Totals				22-42	5-17	9-11	5	23	28	10	11	58	9	22	4	1	2	-9

Technical Fouls::NONE

Shooting By Period		
1st FG%	5-10	50.0%
3PT%	1-5	20.0%
FT%	2-2	100%
2nd FG%	6-10	60.0%
3PT%	3-6	50.0%
FT%	0-0	0%
3rd FG%	3-9	33.3%
3PT%	0-2	0.0%
FT%	4-4	100%
4th FG%	8-13	61.5%
3PT%	1-4	25.0%
FT%	3-5	60%
GM FG%	22-42	52.4%
3PT%	5-17	29.4%
FT%	9-11	81.8%

Dead Ball Rebounds: 1, 0

Little Rock - 67 Record: 6-11 (4-2)

NO.	Name		Min	FG M-A	3P M-A	FT M-A	Rebounds OR	DR	TOT	Fouls PF	FD	TP	AS	TO	ST	Blocks BS	BA	+/-
25	Alayzha Knapp	F	27:08	4-9	0-0	1-2	1	2	3	4	1	9	1	1	0	1	0	9
35	Teal Battle	F	37:11	10-13	0-0	1-4	1	2	3	0	3	21	2	2	4	1	1	12
5	Tori Lasker	G	40:00	0-4	0-2	0-0	0	2	2	2	0	0	4	3	0	0	0	9
12	Sydney Chastain	G	40:00	4-6	0-2	1-3	0	4	4	3	2	9	6	3	2	0	0	9
23	Kyra Collier	G	40:00	8-17	5-10	5-5	1	6	7	2	3	26	3	1	4	0	0	9
4	Kiana Anderson		12:52	1-3	0-0	0-0	1	0	1	0	0	2	0	0	2	0	0	0
34	Angelique Francis		02:49	0-0	0-0	0-0	0	0	0	0	1	0	0	1	0	0	0	-3
Team							1	0	1			0		0				
Totals				27-52	5-14	8-14	5	16	21	11	10	67	16	11	12	2	1	9

Technical Fouls::NONE

Shooting By Period		
1st FG%	6-12	50.0%
3PT%	1-2	50.0%
FT%	1-2	50%
2nd FG%	5-15	33.3%
3PT%	0-5	0.0%
FT%	1-3	33.3%
3rd FG%	9-12	75.0%
3PT%	1-3	33.3%
FT%	3-4	75%
4th FG%	7-13	53.8%
3PT%	3-4	75.0%
FT%	3-5	60%
GM FG%	27-52	51.9%
3PT%	5-14	35.7%
FT%	8-14	57.1%

Dead Ball Rebounds: 3, 0

	ASU	LR
Biggest lead	5 (3rd 9:38)	13 (4th 1:29)
Best Scoring Run	10(3rd 9:38)	8(3rd 6:09)
Lead Changes	5	
Times Tied	4	
Time with Lead	11:09	22:12

Points from	ASU	LR
Turnovers	15	23
Paint	34	40
Second Chance	1	0
Fast Breaks	6	9
Bench	10	2

Period by Period Scoring		1st	2nd	3rd	4th	TOT
	ASU	13	15	10	20	58
	LR	14	11	22	20	67

Little Rock 67, Arkansas State 58
January 18, 2020 - Little Rock, Arkansas

LITTLE ROCK, Ark. (1/18/20) - A pair of 20-point scorers led the way on Saturday afternoon for Little Rock, as the Trojans held off Arkansas State 67-58 at the Jack Stephens Center.

The Red Wolves (7-10, 4-2 SBC) shot over 50 percent from the field (52.4 percent) for the second straight game, but 22 turnovers were costly as the Trojans (7-11, 4-2) ended A-State's four-game winning streak. Kyra Collier (26 points) and Teal Battle (21 points) led Little Rock on the day, as the Trojans outscored the Red Wolves 42-30 in the second half.

Jireh Washington led A-State with 23 points on 9-of-12 shooting in addition to 4-of-5 from the free-throw line while also grabbing seven boards. Peyton Martin narrowly missed a double-double with 10 points and nine rebounds. As a team, A-State shot 81.8 percent at the charity stripe, making nine of 11 attempts. The Red Wolves also out-rebounded the Trojans 28-21.

PLAYER STATS VS. LITTLE ROCK

			-----Total-----		----3-Point----		---F-Throw---		-----Rebounds----									
Name	***GP-GS***	***Min-Avg***	***FG-FGA***	***Pct***	***FG-FGA***	***Pct***	***FT-FTA***	***Pct***	***Off-Def-Tot***	***Avg***	***PF***	***FO***	***Ast***	***TO***	***Blk***	***Stl***	***Pts***	***Avg***
Jireh Washington	3-3	96-32.0	20-35	.571	1-3	.333	12-16	.750	5-12-17	5.7	4	0	10	13	0	2	53	17.7
Peyton Martin	5-3	111-22.2	12-27	.444	0-0	.000	15-20	.750	6-18-24	4.8	8	0	1	11	2	2	39	7.8
Jada Ford	4-2	102-25.5	7-29	.241	7-18	.389	10-13	.769	1-4-5	1.3	2	0	3	6	0	4	31	7.8
Morgan Wallace	4-3	110-27.5	12-26	.462	1-4	.250	2-4	.500	4-13-17	4.3	9	0	3	8	1	2	27	6.8
Starr Taylor	7-4	153-21.9	12-33	.364	0-2	.000	8-8	1.000	3-12-15	2.1	10	0	7	19	0	1	32	4.6
Madison Heckert	5-0	68-13.6	9-17	.529	0-4	.000	2-2	1.000	6-9-15	3.0	10	1	1	4	2	1	20	4.0
Mya Love	1-0	17-17.0	2-3	.667	0-0	.000	0-0	.000	0-2-2	2.0	1	0	0	0	0	1	4	4.0
Trinitee Jackson	3-0	24-8.0	5-8	.625	0-0	.000	1-3	.333	5-3-8	2.7	3	0	0	4	0	2	11	3.7
Maggie Mahan	3-0	8-2.7	1-1	1.000	0-0	.000	0-0	.000	0-0-0	0.0	1	0	0	3	0	0	2	0.7
Payton Tennison	7-1	94-13.4	2-12	.167	0-5	.000	0-0	.000	1-6-7	1.0	7	0	7	12	0	2	4	0.6
Kayla Williams	1-1	20-20.0	1-6	.167	1-5	.200	0-0	.000	0-2-2	2.0	1	0	0	3	0	0	3	3.0
Shameka Tubbs	1-0	2-2.0	0-0	.000	0-0	.000	0-0	.000	0-0-0	0.0	0	0	0	0	0	0	0	0.0

2019-20 PRESEASON SBC POLL

Order of Finish

1. Little Rock (6) - 127 pts
2. Troy (4) - 123
3. UT Arlington (1) - 120
4. South Alabama (1) - 119
5. Appalachian State - 100
6. Georgia State - 73
7. Coastal Carolina - 66
8. Louisiana - 64
9. Texas State - 59
10. Arkansas State - 44
11. Georgia Southern - 26
12. ULM - 15

Player of the Year

Antoinette Lewis, South Alabama

Preseason All-SBC

First Team

DJ Williams, Coastal Carolina
Jada Lewis, Georgia State
Kyra Collier, Little Rock
Savannah Jones, South Alabama
Antoinette Lewis, South Alabama

Second Team

Bayley Plummer, Appalachian State
Alexis Brown, Georgia Southern
Tori Lasker, Little Rock
Claire Chastain, UTA
Amber Rivers, Troy

Third Team

Pre Stanley, Appalachian State
Peyton Martin, Arkansas State
Shaforia Kines, South Alabama
Katie Ferrell, UTA
Japonica James, Troy

SBC STANDINGS (2019-20)

	Conference		Overall	
Team	**Record**	**PCT**	**Record**	**PCT**
Coastal Carolina	13-2	.867	23-3	.885
Troy	13-2	.867	22-4	.846
UT Arlington	10-4	.714	16-10	.615
Little Rock	9-6	.600	11-15	.423
Louisiana	8-6	.571	15-10	.600
South Alabama	8-7	.533	13-14	.481
Appalachian State	6-9	.400	9-17	.346
Arkansas State	**6-9**	**.400**	**9-17**	**.346**
Georgia Southern	6-9	.400	9-17	.346
Georgia State	5-10	.333	8-18	.308
Texas State	3-11	.214	10-15	.400
ULM	1-13	.071	3-22	.120

THIS WEEK AROUND THE LEAGUE

Thurs., Feb. 27	11:30 a.m.	Georgia Southern at Texas State
	5 p.m.	ULM at Coastal Carolina
	5:30 p.m.	Louisiana at Appalachian State
	7 p.m.	Georgia State at UT Arlington
Fri., Feb. 28	***7 p.m.***	***Little Rock at Arkansas State***
Sat., Feb. 29	1 p.m.	ULM at Appalachian State
		Louisiana at Coastal Carolina
	2 p.m.	Georgia Southern at UT Arlington
		Georgia State at Texas State
	4 p.m.	Troy at South Alabama

THE LAST TIME A TEAM

SCORED 100 POINTS
A-State ..... 101 at Troy | 12-30-15
Opponent ..... 111 by Baylor | 12-18-19

SCORED 90 POINTS
A-State ..... 91 vs UT Martin | 11-17-18
Opponent ..... 97 by UT Martin | 11-17-18

SCORED FEWER THAN 60 POINTS
A-State ..... 56 at Georgia State | 2-6-20
Opponent ..... 53 by ULM | 2-1-20

SCORED FEWER THAN 50 POINTS
A-State ..... 43 at Louisiana | 1-23-20
Opponent ..... 45 by Southern | 3-17-16

WON BY 30 POINTS
A-State ..... 37 vs Texas State | 2-25-16
Opponent ..... 40 by Louisiana | 1-23-20

SHOT 60% FROM THE FLOOR
A-State ..... 63.2% vs UT Martin | 1-12-12
Opponent ..... 60.3 by UT Arlington | 1-17-19

SHOT 50% FROM THE FLOOR
A-State ..... 52.4% at Little Rock | 1-18-20
Opponent ..... 53.4% by South Alabama | 2-20-20

SHOT LESS THAN 35% FROM THE FLOOR
A-State ..... 28.6% at Troy | 2-22-20
Opponent ..... 34.4% by North Carolina A&T | 11-23-19

SHOT 100% FROM 3-POINT RANGE (MIN. 3 ATTEMPTS)
A-State ..... 6-for-6 vs Little Rock | 1-29-15
Opponent .....

SHOT 60% FROM 3-POINT RANGE
A-State ..... 75% vs UCA | 12-21-14
Opponent ..... 68.2% by Pittsburgh | 11-25-17

MADE 10 3-POINT FIELD GOALS
A-State ..... 11 vs. Appalachian State | 1-16-20
Opponent ..... 12 by South Alabama | 2-20-20

SHOT BETTER THAN 80% FROM THE FT LINE (MIN. 5 MADE)
A-State ..... 80.8% vs. UT Arlington | 2-13-20
Opponent ..... 80.0% by Texas State | 2-15-20

SHOT LESS THAN 50% FROM THE FT LINE
A-State ..... 46.4% at Memphis | 12-14-19
Opponent ..... 41.7% by Coastal Carolina | 3-11-19

HAD 50 REBOUNDS
A-State ..... 56 at Tulsa | 11-9-19
Opponent ..... 69 by Troy | 2-22-20

HAD 20 OFFENSIVE REBOUNDS
A-State ..... 20 at Tulsa | 11-9-19
Opponent ..... 22 by Troy | 2-22-20

HAD 40 ASSISTS
A-State ..... 46 vs Lamar | 1997-98 season
Opponent .....

HAD 30 ASSISTS
A-State .....
Opponent ..... 37 by Baylor | 12-18-19

HAD 20 ASSISTS
A-State ..... 23 vs. Appalachian State | 1-16-20
Opponent ..... 23 by Troy | 2-22-20

HAD 20 TURNOVERS
A-State ..... 20 at Louisiana | 1-23-20
Opponent ..... 21 by South Alabama | 2-20-20

HAD LESS THAN 10 TURNOVERS
A-State ..... 6 at Troy | 2-22-20
Opponent ..... 8 by Baylor | 12-18-19

HAD LESS THAN 10 FOULS
A-State ..... 9 vs. Coastal Carolina | 1-25-20
Opponent .....

HAD 10+ STEALS
A-State ..... 11 at Troy | 2-22-20
Opponent ..... 15 by UT Arlington | 2-13-20

HAD 20+ STEALS
A-State ..... 20 vs North Texas | 1-2-10
Opponent ..... 20 by Troy | 2-8-18

HAD 10 BLOCKED SHOTS
A-State ..... 10 at Western Kentucky | 2-10-10
Opponent ..... 11 by Baylor | 12-18-19

HAD SIX DOUBLE-FIGURE SCORERS
A-State ..... vs Troy | 2-9-19
Opponent ..... by Troy | 2-8-18

HAD FIVE DOUBLE-FIGURE SCORERS
A-State ..... vs South Alabama | 2-17-19
Opponent ..... DePaul | 11-22-19

HAD FOUR DOUBLE-FIGURE SCORERS
A-State ..... at South Alabama | 2-20-20
Opponent ..... South Alabama | 2-20-20

HAD NO PLAYERS SCORE IN DOUBLE FIGURES
A-State ..... ***at Louisiana | 1-23-20***
Opponent ..... by Wichita State | 11-21-15

HAD 3 PLAYERS SCORE 20 POINTS
A-State ..... at Troy (Brown-Haywood - 23, Flanery 22, Gamble - 21)| 2-5-16
Opponent .....

HAD 2 PLAYERS SCORE 20 POINTS
A-State ..... at ULM (Bradshaw 24 & Wallace 20) | 3-2-18
Opponent ..... Troy (Japonica James - 25 & Alexus Dye - 23) | 2-22-20

HAD TWO DOUBLE-FIGURE REBOUNDERS
A-State ..... vs. Georgia State (Morgan Wallace - 11 & Jireh Washington - 10) | 1-9-20
Opponent ..... ***Troy (Alexus Dye - 19 & Harriet Winchester - 10) | 2-22-20***

HAD TWO WITH DOUBLE-DOUBLES
A-State .... vs. Georgia State (Morgan Wallace - 21/11 & Jireh Washington - 15/10) | 1-9-20
Opponent ..... by Coastal Carolina (Aja Blount & Naheria Hamilton) | 3-11-19

FAILED TO MAKE A 3-POINT FIELD GOAL
A-State ..... vs Texas State | 1-11-18
Opponent ..... by Little Rock | 1-25-14

DEFEATED A RANKED TEAM
A-State ..... vs. #22 TCU (68-64) | 12-5-04

DEFEATED A TOP-10 TEAM
A-State ..... vs. #8 Virginia (86-77) | 11-22-98

WON AN OVERTIME GAME
A-State ..... vs. Georgia State (70-68) | 1-9-20
Opponent ..... by Western Kentucky (78-83) | 2-10-10

WON A DOUBLE-OVERTIME GAME
A-State ..... Never
Opponent ..... by SMU (80-86) | 11-26-10

WON A TRIPLE-OVERTIME GAME
A-State ..... Never
Opponent ..... Never

WON A QUADRUPLE-OVERTIME GAME
A-State ..... vs. Ole Miss (86-81) | 12-7-01
Opponent ..... Never

THE LAST TIME A PLAYER

RECORDED A QUADRUPLE-DOUBLE (PTS/REB/AST/STL)
A-State..... Jan. 27, 1993, Sonja Tate at SW Louisiana (29 Pts, 14 Rebs, 10 Ast, 10 Stl)

RECORDED A TRIPLE-DOUBLE (PTS/REB/AST)
A-State.....Dec. 16, 2006, Rudy Sims vs. ULL (15 pts, 11 Rebs, 10 Ast)

RECORDED A DOUBLE-DOUBLE (PTS,REB)
A-State ..... vs. Appalachian State (Morgan Wallace - 13 pts, 10 rebs) | 1-16-20

RECORDED A DOUBLE-DOUBLE (PTS, AST)
A-State..... Feb. 20, 2016 - vs App State - (Aundrea Gamble - 31/11)

WENT PERFECT FROM THE 3-POINT LINE (MIN 4 ATTEMPTS)
A-State ..... Payton Tennison (4-4) vs. Appalachian State | 1-16-20

WENT PERFECT FROM THE FREE THROW LINE (MIN 5 ATTEMPTS)
A-State ..... January 11, 2020 (Jireh Washington 5-5)

WENT PERFECT FROM THE FIELD (MIN 5 ATTEMPTS)
A-State ..... Payton Tennison (5-5) vs. Appalachian State | 1-16-20

SCORED 50 POINTS
A-State.....1992-1993 vs SW Louisiana (Sonja Tate- 50)

SCORED 40 POINTS
A-State.....1992-1993 vs Texas Pan American (Sonja Tate - 44)

SCORED 30 POINTS
A-State.....December 20, 2016 - vs Northern Kentucky (Jada Ford - 30)

HAD 20 REBOUNDS
A-State..... 1976-1977 - vs Arkansas Tech (Sue Jayroe - 23)

HAD 15 REBOUNDS
A-State ..... Nov. 6, 2019 vs. Central Baptist (Trinitee Jackson, 17 & Morgan Wallace, 15)

HAD 10 ASSISTS
A-State.....January 24, 2015 - at Troy (Aundrea Gamble - 11)

HAD 5 STEALS
A-State ..... December 29, 2019 at Louisiana Tech (Jireh Washington - 6)

HAD 5 BLOCKED SHOTS
A-State..... January 27, 2018 at Appalachian State (Lauren Bradshaw - 6)

HAD 7 OR MORE BLOCKED SHOTS
A-State.....1999-2000 - at New Orleans (Kim Davis - 7)

2019-20 RESULTS

Date	OPPONENT	W/L	SCORE	Record (Sun Belt)	High Points	High Rebounds	High Assists	High Steals	High Blocks	Attendance
Nov. 6	CENTRAL BAPTIST	W	88-63	1-0	Tennison (26)	Jackson (17)	Washington (7)	Wallace (3)	Two tied (3)	948
Nov. 9	at Tulsa	L	77-79	1-1	Washington (24)	Martin (14)	Washington (5)	4 Tied (1)	Martin (2)	791
Nov. 13	SEMO	L	67-79	1-2	Martin (19)	Martin (9)	Wallace (5)	Wallace (3)	Martin (2)	816
Nov. 22	at #19/20 DePaul	L	64-109	1-3	Wallace (21)	Wallace (5)	Washington (5)	Wallace (2)	Three tied (1)	2,000
Nov. 23	North Carolina A&T	L	50-55	1-4	Wallace (16)	Wallace (7)	Wallace (3)	Tennison (3)	Tennison (1)	N/A
Nov. 26	at Murray State	L	62-77	1-5	Martin (23)	Wallace (10)	Washington (4)	Wallace (4)	Martin (2)	343
Nov. 30	at San Diego State	W	71-62	2-5	Washington (20)	Wallace (8)	Four tied (3)	Love (3)	Tennison (1)	1,788
Dec. 9	UAPB	W	81-60	3-5	Martin (18)	Martin (9)	Washington (8)	Martin (5)	Two tied (1)	591
Dec. 14	at Memphis	L	50-78	3-6	Two tied (13)	Wallace (8)	Three tied (2)	Two tied (3)	Two tied (1)	392
Dec. 18	at Baylor	L	43-111	3-7	Washington (16)	Two tied (6)	Taylor (2)	Four tied (1)	-	10,284
Dec. 29	at Louisiana Tech	L	54-67	3-8	Ford (17)	Martin (7)	Washington (3)	Washington (6)	Two tied (1)	1,173
Jan. 2	at UT Arlington*	L	44-71	3-9 (0-1)	Ford (14)	Two tied (7)	Wallace (2)	Four tied (2)	Tubbs (1)	1,072
Jan. 4	at Texas State*	W	56-53	4-9 (1-1)	Washington (16)	Wallace (9)	Three tied (2)	Four tied (3)	Martin (1)	925
Jan. 9	GEORGIA STATE*	W	70-68^{OT}	5-9 (2-1)	Wallace (21)	Wallace (11)	Washington (6)	Washington (4)	Two tied (1)	613
Jan. 11	GA. SOUTHERN*	W	69-62	6-9 (3-1)	Martin (17)	Wallace (7)	Washington (6)	Martin (2)	Tennison (1)	718
Jan. 16	APP. STATE*	W	76-58	7-9 (4-1)	Martin (20)	Wallace (10)	Washington (6)	Three tied (2)	-	619
Jan. 18	at Little Rock*	L	58-67	7-10 (4-2)	Washington (23)	Martin (9)	Washington (3)	Four tied (1)	Martin (1)	1,034
Jan. 23	at Louisiana*	L	43-83	7-11 (4-3)	Two tied (9)	Wallace (6)	Washington (3)	Five tied (1)	Three tied (1)	801
Jan. 25	COASTAL CAROLINA*	W	63-61	8-11 (5-3)	Washington (20)	Wallace (14)	Washington (6)	Two tied (3)	Two tied (1)	646
Feb. 1	at ULM*	W	54-53	9-11 (6-3)	Martin (15)	Washington (9)	Two tied (3)	Wallace (4)	Two tied (1)	1,019
Feb. 6	at Georgia State*	L	56-67	9-12 (6-4)	Tennison (18)	Wallace (10)	Washington (6)	Wallace (2)	Martin (2)	400
Feb. 8	at Georgia Southern*	L	67-80	9-13 (6-5)	Washington (20)	Martin (8)	Washington (5)	Two tied (3)	Three tied (1)	530
Feb. 13	UT ARLINGTON*	L	62-89	9-14 (6-6)	Martin (16)	Wallace (5)	Washington (3)	Martin (3)	Three tied (1)	679
Feb. 15	TEXAS STATE*	L	69-83	9-15 (6-7)	Washington (15)	Washington (8)	Washington (4)	Two tied (2)	Tennison (1)	1,012
Feb. 20	at South Alabama*	L	71-87	9-16 (6-8)	Two tied (15)	Two tied (5)	Washington (5)	Two tied (3)	Tennison (2)	2,104
Feb. 22	at Troy*	L	64-79	9-17 (6-9)	Wallace (12)	Two tied (6)	Martin (3)	Love (3)	Tennison (2)	2,120
Feb. 28	LITTLE ROCK*	-	-	-	-	-	-	-	-	-
March 5	SOUTH ALABAMA*	-	-	-	-	-	-	-	-	-
March 7	TROY*	-	-	-	-	-	-	-	-	-

HEAD COACH MATT DANIEL

Hometown: Jonesboro, Ark.
Born: February 9, 1976
Family: Dr. Jennifer Daniel (wife); daughters Steele and Brett
High School: Jonesboro High School
College: Harding University, 1998 (B.A.)
Years in coaching: 19
Twitter: @coachmattdaniel

COACHING ASSIGNMENTS YEAR-BY-YEAR

Years	School	Position	Postseason/Notables
1998-99	Arizona State	Graduate Assistant (Men's)	
1999-2003	UT Arlington	Assistant Coach (Men's)	
2003-04	Pulaski Academy (Ark.)	Head Boys' Coach	34-1, national ranking
2004-05	Colorado	Assistant Coach	
2005-08	Missouri	Assistant Coach	1 NCAA, 1 WNIT
2008-12	Central Arkansas	Head Coach	2012 Southland Champ. 1 WNIT, 1 WBI
2012-17	Marshall	Head Coach	1 WNIT, 1 WBI
2019-Pres.	Arkansas State	Head Coach	Hired March 29

AWARDS AND HONORS/NOTABLES

- 2x Southland Conference Coach of the Year (2010, 2012)
- Led Marshall to its first ever WNIT appearance (2015-16)
- Coached Central Arkansas to the 2012 Southland Conference regular-season crown.
- Led UCA to the nation's biggest win improvement (15 games) with the youngest team in the country in 2009-10.

DANIEL CAREER COACHING RECORD

School	*Season*	*Overall*		*Conference*	
UCA	2008-09	6-23	.207	2-14	.125
UCA	2009-10	21-8	.724	11-5	.688
UCA	2010-11	21-12	.636	11-5	.688
UCA	2011-12	24-7	.774	14-2	.875
Marshall	2012-13	9-21	.300	3-13	.188
Marshall	2013-14	11-20	.355	3-13	.188
Marshall	2014-15	17-15	.531	8-10	.444
Marshall	2015-16	21-12	.636	9-9	.500
Marshall	2016-17	13-17	.433	5-13	.278
A-State	2019-20	9-17	.346	6-9	.400
Career	**10 YRS**	**152-152**	**.500**	**72-93**	**.436**

UNDER MATT DANIEL...

CATEGORY	2019-20
Leads at halftime	6-3
Trails at halftime	3-14
Tied at halftime	0-0
Shoots 45+% from the field	4-2
Shoots less than 45% from the field	5-15
Opp. shoots less than 45% from the field	9-8
Opp. shoots 45% or better from the field	0-9
Outrebounds (or ties) opponent	3-2
Outrebounded by opponent	6-15
More assists (or ties) opponent	4-0
Fewer assists than opponent	5-17
Fewer (or ties) TO than opponent	7-7
More TOs than opponent	2-10
In games decided by 10 points or less	6-3
All games	9-17
Home games	6-3
Road games	3-13
Neutral-site games	0-1
Non-SBC games	3-8
Non-SBC home games	2-1
Non-SBC road games	1-6
Non-SBC neutral-site games	0-1
SBC Games	6-9
SBC Home Games	4-2
SBC Road Games	2-7
SBC Tournament	0-0
November Games	2-5
December Games	1-3
January Games	5-3
February Games	1-6
March Games	0-0
Monday Games	1-0
Tuesday Games	0-1
Wednesday Games	1-2
Thursday Games	2-5
Friday Games	0-1
Saturday Games	5-7
Sunday Games	0-1
Overtime Games	1-0

MATT DANIEL VS OPPONENTS

Alabama	1-1
Alabama A&M	1-0
Appalachian State	1-0
Arkansas-Monticello	0-1
Arkansas-Pine Bluff	4-0
Ball State	1-0
Baylor	0-1
Belmont	0-2
Bluefield College	2-0
Brescia	2-0
Central Baptist	3-0
Central Methodist	2-0
Charlotte	1-9
Chicago State	0-2
Coastal Carolina	3-0
Cornell	1-1
Davis & Elkins	1-0
Delaware State	1-0
DePaul	0-1
East Carolina	1-2
Eastern Kentcky	2-2
Ecclesia	3-0
Fairfield	1-0
FAU	3-3
FIU	5-1
Florida A&M	1-0
Furman	1-0
Georgia Southern	1-1
Georgia State	1-1
Georgia Tech	0-1
Grambling	1-0
Hendrix	1-0
High Point	1-0
Houston	0-1
Houston Baptist	2-1
Illinois	1-0
Indiana	1-0
Indiana State	0-2
Jackson State	1-2
Kansas State	0-1
Lamar	4-3
Lipscomb	1-1
Little Rock	***0-1***
Longwood	1-0
Louisiana	0-1
Louisiana Tech	2-4
Maine-Fort Kent	1-0
Marquette	0-1
Maryland-Eastern Shore	1-0
McNeese State	6-3
Memphis	1-2
Mercer	0-1
Middle Tennessee	0-7
Morehead State	1-2
Morgan State	1-0
Murray State	0-1
Navy	0-2
Nicholls State	7-2
NJIT	2-0
Norfolk State	2-1
North Carolina	0-1
North Carolina A&T	0-1
North Texas	1-3
Northern Kentucky	1-0
Northwestern State	5-3
Ohio	0-2
Oklahoma State	0-1
Oklahoma Wesleyan	1-0
Old Dominion	2-5
Oral Roberts	0-1
Paul Quinn	1-0
Penn State	0-1
Prairie View A&M	0-1
Presbyterian	1-0
Philander Smith	1-0
Radford	1-0
Rhode Island	2-0
Rice	2-3
Robert Morris	1-1
Sam Houston State	3-2
Saint Francis (PA)	1-0
Salem International	1-0
San Diego State	1-0
SMU	0-1
South Alabama	0-1
Southeast Missouri State	1-2
Southeastern Louisiana	4-4
Southern	1-0
Southern Illinois	3-1
SIU-Edwardsville	2-0
Southern Miss	2-4
Stephen F. Austin	2-5
Tennessee Tech	0-1
Texas A&M-Corpus Christi	2-2
Texas College	1-0
Texas State	4-2
Texas Tech	0-1
Troy	0-1
Tulane	0-2
Tulsa	1-4
UAB	4-6
UCF	0-2
ULM	2-0
UMKC	0-1
UT Arlington	3-3
UTEP	3-2
UT Martin	1-0
UT-Rio Grande Valley	1-0
UTSA	5-3
West Virginia	0-4
WVU Tech	2-0
Western Kentucky	1-6
Wiley	1-0
Wofford	1-0

0 JADA FORD

Guard | 5-9 | Senior
Muskogee, Oklahoma | Muskogee HS

SEASON HIGHS

Points	17 at Louisiana Tech (12/29/19)
Rebounds	5 (2x) Last vs Georgia Southern (1/11/20)
FG Made	6 (3x) Last vs Appalachian State (1/16/20)
FG Attempts	20 vs Georgia State (1/9/20)
3PT FG Made	4 (3x) Last vs Appalachian State (1/16/20)
3PT FG Attempts	15 vs Georgia State (1/9/20)
FT Made	5 at Memphis (12/14/19)
FT Attempts	5 at Memphis (12/14/19)
Assists	4 vs Georgia Southern (1/11/20)
Blocks	
Steals	3 (3x) Last at Georgia Southern (2/8/20)

CAREER HIGHS

Points	30 vs Northern Kentucky (12/20/16)
Rebounds	7 vs Northern Kentucky (12/20/16)
FG Made	9 vs Northern Kentucky (12/20/16)
FG Attempts	24 vs Northern Kentucky (12/20/16)
3PT FG Made	6 vs ULM (1/5/19)
3PT FG Attempts	15 vs Georgia State (1/9/20)
FT Made	8 vs Northern Kentucky (12/20/16)
FT Attempts	13 vs Northern Kentucky (12/20/16)
Assists	4 (5x) Last vs Georgia Southern (1/11/20)
Blocks	1 (3x) Last vs South Florida (11/17/17)
Steals	5 vs Georgia Southern (3/7/17)

FORD'S 2019-20 GAME-BY-GAME (* — Indicates Game Started)

Opponent	Min.	FG-A	3PT-A	FT-A	O-D-T	PF	Ast.	TO	Blk.	Stl.	Pts.
CENTRAL BAPTIST	22	4-9	4-9	1-2	1-0-1	1	1	2	0	1	13
at Tulsa	27	2-4	2-2	0-0	0-0-0	2	0	0	0	0	6
SEMO	*24	1-5	0-3	0-0	0-0-0	1	1	1	0	0	2
at DePaul	*11	0-3	0-3	0-0	0-1-1	0	0	2	0	0	0
North Carolina A&T	27	4-12	4-10	0-0	0-1-1	0	0	0	0	1	12
at Murray State	27	3-13	2-9	2-2	0-0-0	0	0	2	0	1	10
at San Diego State	*28	3-9	2-6	0-0	0-2-2	1	1	1	0	1	8
UAPB	*18	3-8	3-5	0-0	0-5-5	1	1	3	0	1	9
at Memphis	*22	3-10	2-6	5-5	0-1-1	***5***	0	2	0	3	13
at Baylor	*12	1-2	1-2	0-0	0-0-0	1	0	2	0	0	3
at Louisiana Tech	*30	6-13	2-6	3-3	0-1-1	2	0	2	0	1	17
at UT Arlington	*32	5-11	3-6	1-1	0-2-2	2	0	1	0	0	14
at Texas State	*31	2-13	2-11	1-2	0-1-1	2	2	0	0	3	7
GEORGIA STATE	*35	6-20	4-15	0-0	0-1-1	2	0	3	0	1	16
GA. SOUTHERN	*36	1-14	1-12	4-4	0-5-5	0	4	1	0	1	7
APPALACHIAN STATE	*32	6-14	4-8	0-0	0-1-1	3	3	0	0	2	16
at Little Rock	*36	2-9	2-7	0-0	0-1-1	1	2	1	0	1	6
at Louisiana	*14	1-6	1-4	0-0	0-0-0	0	0	0	0	1	3
COASTAL CAROLINA	30	2-7	2-6	1-1	1-0-1	2	0	2	0	2	7
at ULM	30	41-5	2-13	0-0	1-0-1	1	1	0	0	1	10
at Georgia State	24	4-11	2-9	0-0	0-0-0	2	0	1	0	0	10
at Georgia Southern	27	2-9	2-8	0-0	0-2-2	3	0	0	0	3	6
UT ARLINGTON	*16	1-3	1-3	0-0	0-2-2	0	1	1	0	1	3
TEXAS STATE	*24	3-10	2-4	0-0	0-4-4	2	2	1	0	2	8
at South Alabama	34	3-13	2-11	0-0	1-3-4	1	2	0	0	2	8
at Troy	*32	4-12	2-9	1-2	1-0-1	2	0	1	0	2	11
LITTLE ROCK	-	-	-	-	-	-	-	-	-	-	-
SOUTH ALABAMA	-	-	-	-	-	-	-	-	-	-	-
TROY	-	-	-	-	-	-	-	-	-	-	-

** — Indicates Game Started*

AWARDS & HONORS

NOTABLES ...

- Team leader in career 20-point games (10) and second on the team in double-figure scoring games (38)
- Lone Red Wolf on the roster to score 30 points in a game
- Ranks 5th all-time in made threes at A-State (177)
- Earned her first start of the year, her first since her sophomore year, against SEMO (1/13).
- Drilled four threes in the first half vs. North Carolina A&T, tallying 12 points (11/23).
- Scored 10 points at Murray State (11/26)
- Tallied 13 points at Memphis (12/14), including going 5-of-5 at the free-throw line.
- Season-high 17 points at Louisiana Tech (12/29)
- Scored 16 points in A-State's win over Georgia State (1/9).
- Converted a four-point play to help A-State down Coastal Carolina (1/25).

JADA FORD'S CAREER STATISTICS

				Field Goals		3-Point		F-Throws		Rebounds									Scoring	
SEASON	TEAM	GP-GS	MIN/AVG	FG-FGA	FG%	3FG-FGA	3FG%	FT-FTA	FT%	OFF	DEF	TOT	AVG	PF-FO	AST	TO	BLK	STL	PTS	AVG
2016-17	ASU	20-6	411/20.6	82-225	.364	41-124	.331	52-73	.712	16	33	49	2.5	31-0	15	37	2	24	257	12.9
2017-18	ASU	30-18	657/21.9	102-305	.334	59-169	.349	47-65	.723	21	29	50	1.7	38-0	37	40	1	23	310	10.3
2018-19	ASU	24-0	260/10.8	34-91	.374	27-68	.397	8-11	.727	2	12	14	0.6	9-0	11	9	0	6	103	4.3
2019-20	ASU	26-17	682/26.2	76-255	.298	54-187	.289	19-22	.864	5	33	38	1.5	37-1	22	29	0	31	225	8.7
TOTAL		**100-41**	**2010/20.1**	**294-876**	**.336**	**181-548**	**.330**	**126-171**	**.737**	**44**	**107**	**151**	**1.5**	**115-1**	**85**	**115**	**3**	**84**	**895**	**9.0**

1 JIREH WASHINGTON

Guard | 5-9 | Sophomore
Memphis, Tennessee | Central HS

SEASON HIGHS

Points	24 at Tulsa (11/9/19)
Rebounds	10 vs Georgia State (1/9/20)
FG Made	10 at Tulsa (11/9/19)
FG Attempts	17 (2x) Last vs Georgia State (1/9/20)
3PT FG Made	2 vs Georgia State (1/9/20)
3PT FG Attempts	5 at Troy (2/22/20)
FT Made	8 at Texas State (1/4/20)
FT Attempts	9 (3x) Last at Georgia Southern (2/8/20)
Assists	8 vs UAPB (12/9/19)
Blocks	1 at Murray State (11/26/19)
Steals	6 at Louisiana Tech (12/29/19)

CAREER HIGHS

Points	24 (2x) Last at Tulsa (11/9/19)
Rebounds	10 vs Georgia State (1/9/20)
FG Made	10 at Tulsa (11/9/19)
FG Attempts	17 (2x) Last vs Georgia State (1/9/20)
3PT FG Made	2 (2x) Last vs Georgia State (1/9/20)
3PT FG Attempts	5 at Troy (2/22/20)
FT Made	8 vs Georgia Southern (3/2/19)
FT Attempts	9 (4x) Last at Georgia Southern (2/8/20)
Assists	8 vs UAPB (12/9/19)
Blocks	1 at Murray State (11/26/19)
Steals	6 at Louisiana Tech (12/29/19)

WASHINGTON'S 2019-20 GAME-BY-GAME (* — Indicates Game Started)

Opponent	Min.	FG-A	3PT-A	FT-A	O-D-T	PF	Ast.	TO	Blk.	Stl.	Pts.
CENTRAL BAPTIST	*24	2-9	0-2	5-6	2-6-8	2	7	6	0	1	9
at Tulsa	*24	10-17	0-1	4-4	4-3-7	***5***	5	3	0	0	24
SEMO	*30	6-14	1-3	4-5	4-3-7	2	2	2	0	0	17
at DePaul	*23	3-5	0-0	1-6	0-0-0	1	5	6	0	0	7
North Carolina A&T	*29	1-6	0-3	1-1	1-3-4	1	2	7	0	2	3
at Murray State	*32	6-10	1-2	1-2	1-4-5	2	4	3	1	0	14
at San Diego State	*28	7-13	1-1	5-8	1-2-3	1	1	3	0	2	20
UAPB	*29	5-10	0-1	1-1	0-3-3	1	8	3	0	2	11
at Memphis	*22	1-4	0-0	1-4	0-2-2	4	2	7	0	2	3
at Baylor	*29	6-10	0-2	4-5	2-4-6	0	0	5	0	1	16
at Louisiana Tech	*35	5-12	1-3	2-5	0-4-4	3	3	4	0	6	13
at UT Arlington	*27	3-9	0-1	0-0	0-3-3	2	1	5	0	2	6
at Texas State	*40	4-13	0-2	8-9	0-6-6	4	0	5	0	2	16
GEORGIA STATE	*40	5-17	2-3	3-5	2-8-10	2	6	1	0	4	15
GA. SOUTHERN	*34	5-12	0-1	5-5	1-4-5	3	6	3	0	1	15
APPALACHIAN STATE	*29	2-4	1-1	1-2	0-3-3	0	6	0	0	0	6
at Little Rock	*33	9-12	1-2	4-5	2-5-7	0	3	7	0	1	23
at Louisiana	*24	3-5	0-0	3-5	0-1-1	1	3	2	0	0	9
COASTAL CAROLINA	*34	7-16	1-3	5-9	2-7-9	1	6	0	0	1	20
at ULM	*24	6-11	0-0	3-4	2-2-4	3	0	3	0	1	15
at Georgia State	*35	5-16	0-4	2-2	1-5-6	0	6	1	0	1	12
at Georgia Southern	*36	8-15	0-3	4-9	1-2-3	3	5	4	0	2	20
UT ARLINGTON	*25	4-11	0-0	4-4	0-1-1	2	3	6	0	1	12
TEXAS STATE	*32	6-13	0-1	3-6	2-6-8	3	4	3	0	1	15
at South Alabama	*21	5-9	0-0	2-2	1-0-1	3	5	1	0	2	12
at Troy	*13	1-9	1-5	1-2	1-0-1	3	1	0	0	1	4
LITTLE ROCK	-	-	-	-	-	-	-	-	-	-	-
SOUTH ALABAMA	-	-	-	-	-	-	-	-	-	-	-
TROY	-	-	-	-	-	-	-	-	-	-	-

** — Indicates Game Started*

AWARDS & HONORS

NOTABLES ...

- Seven assists in season opener vs. CBC
- Matched her career high with 24 points on a career-best 10-of-17 shooting on 11/9 at Tulsa.
- Scored 14 points at Murray State (11/26) and followed it up by leading A-State with 20 points at San Diego State (11/30).
- Career-high 8 assists vs. Arkansas-Pine Bluff (12/9)
- 16 points at Baylor to lead the Red Wolves (12/18).
- Career-high 6 steals at Louisiana Tech (12/29).
- Went 8-of-9 at the free-throw line on 1/4 at Texas State
- Tallied her first career double-double in A-State's win over Georgia State (1/9)
- Led A-State with 23 points and 7 rebounds at Little Rock (1/18)
- Hit the game-winning putback at the buzzer to defeat Coastal Carolina (1/25).
- 20 points at Georgia Southern (2/8)
- Has scored in double figures in seven of the last eight

JIREH WASHINGTON'S CAREER STATISTICS

				Field Goals		3-Point		F-Throws		Rebounds									Scoring	
SEASON	TEAM	GP-GS	MIN/AVG	FG-FGA	FG%	3FG-FGA	3FG%	FT-FTA	FT%	OFF	DEF	TOT	AVG	PF-FO	AST	TO	BLK	STL	PTS	AVG
2018-19	ASU	30-26	784/26.1	113-246	.459	8-33	.242	79-123	.642	34	90	124	4.1	76-0	95	90	0	42	313	10.4
2019-20	ASU	26-26	766/29.4	122-285	.428	10-46	.217	77-119	.647	30	92	122	4.7	50-1	97	88	1	38	331	12.7
TOTAL		**56-52**	**1550/27.7**	**235-531**	**.443**	**18-79**	**.228**	**156-242**	**.645**	**64**	**182**	**246**	**4.4**	**126-1**	**192**	**178**	**1**	**80**	**644**	**11.5**

2 STARR TAYLOR

Guard | 5-6 | Senior
Jonesboro, Arkansas | Jonesboro HS

SEASON HIGHS

Points	5 (2x) Last at South Alabama (2/20/20)
Rebounds	5 vs Central Baptist (11/6/19)
FG Made	2 (5x) Last at Troy (2/22/20)
FG Attempts	8 at Troy (2/22/20)
3PT FG Made	1 (2x) Last at South Alabama (2/20/20)
3PT FG Attempts	2 (3x) Last at Troy (2/22/20)
FT Made	2 (4x) Last vs. Coastal Carolina (1/25/20)
FT Attempts	2 (6x) Last at Troy (2/22/20)
Assists	4 at South Alabama (2/20/20)
Blocks	
Steals	2 (3x) Last at Troy (2/22/20)

CAREER HIGHS

Points	20 at UT Arlington (1/2/18)
Rebounds	8 at ULM (1/28/17)
FG Made	7 at Appalachian State (1/5/17)
FG Attempts	15 at Appalachian State (1/5/17)
3PT FG Made	2 at Appalachian State (3/6/18)
3PT FG Attempts	3 (2x) Last vs Appalachian State (3/6/18)
FT Made	7 (3x) Last vs UT Arlington (1/12/18)
FT Attempts	12 vs UT Arlington (1/12/18)
Assists	7 (3x) Last vs South Alabama (2/10/18)
Blocks	1 (3x) Last vs South Alabama (2/7/19)
Steals	4 at Coastal Carolina (2/24/18)

TAYLOR'S 2019-20 GAME-BY-GAME (* — Indicates Game Started)

Opponent	Min.	FG-A	3PT-A	FT-A	O-D-T	PF	Ast.	TO	Blk.	Stl.	Pts.
CENTRAL BAPTIST	17	0-2	0-0	0-0	2-3-5	2	1	2	0	1	0
at Tulsa	10	1-4	1-1	2-2	0-2-2	1	0	2	0	1	5
SEMO	9	1-1	0-0	0-0	0-1-1	0	3	0	0	0	2
at DePaul	22	2-5	0-1	0-0	2-2-4	1	2	2	0	1	4
North Carolina A&T	2	0-0	0-0	2-2	0-0-0	0	1	1	0	0	2
at Murray State	DNP										
at San Diego State	12	0-1	0-0	0-0	2-1-3	2	3	2	0	1	0
UAPB	7	0-1	0-0	0-0	1-2-3	2	3	3	0	1	0
at Memphis	10	0-0	0-0	0-0	0-2-2	0	2	0	0	0	0
at Baylor	21	1-3	0-0	0-0	1-1-2	0	2	1	0	1	2
at Louisiana Tech	18	2-5	0-1	0-0	1-1-2	1	1	3	0	0	4
at UT Arlington	5	0-1	0-1	0-0	0-0-0	0	1	0	0	0	0
at Texas State	DNP										
GEORGIA STATE	5	0-1	0-0	0-0	0-0-0	0	0	0	0	0	0
GA. SOUTHERN	23	1-2	0-1	0-0	1-1-2	2	2	2	0	0	2
APPALACHIAN STATE	10	0-2	0-0	0-0	0-1-1	1	3	1	0	2	0
at Little Rock	7	1-1	0-0	0-0	0-0-0	1	1	1	0	0	2
at Louisiana	20	0-0	0-0	2-2	0-1-1	1	1	3	0	0	2
COASTAL CAROLINA	*16	0-1	0-0	2-2	0-3-3	1	0	2	0	1	2
at ULM	*10	0-1	0-0	0-0	0-0-0	0	1	1	0	0	0
at Georgia State	*17	0-2	0-2	0-0	0-4-4	2	1	0	0	0	0
at Georgia Southern	10	0-0	0-0	1-2	0-2-2	0	0	1	0	1	1
UT ARLINGTON	19	0-1	0-0	1-1	1-0-1	2	1	3	0	2	1
TEXAS STATE	15	0-0	0-0	0-0	0-2-2	2	2	0	0	1	0
at South Alabama	18	2-4	1-2	0-0	2-0-2	0	4	1	0	1	5
at Troy	27	2-8	0-2	0-2	0-0-0	1	2	1	0	2	4
LITTLE ROCK	-	-	-	-	-	-	-	-	-	-	-
SOUTH ALABAMA	-	-	-	-	-	-	-	-	-	-	-
TROY	-	-	-	-	-	-	-	-	-	-	-

** — Indicates Game Started*

AWARDS & HONORS

NOTABLES ...

- Team leader in games played (116), appearing in all but two games over the last four seasons for Arkansas State.
- Season-high 10 points against Murray State in 2018-19
- Played 22 minutes at DePaul (11/22).
- Scored 2 points in a season-high 23 minutes vs. Georgia Southern (1/11)
- Scored 5 points at South Alabama on Feb. 20

STARR TAYLOR'S CAREER STATISTICS

				Field Goals		3-Point		F-Throws		Rebounds								Scoring	
SEASON	TEAM	GP-GS	MIN/AVG	FG-FGA	FG%	3FG-FGA	3FG%	FT-FTA	FT%	OFF	DEF	TOT	AVG	PF-FO	AST	TO	BLK	STL	PTS	AVG
2016-17	ASU	32-22	802/25.1	74-224	.330	4-26	.154	49-66	.742	29	67	96	3.0	70-0	70	112	0	32	201	6.3
2017-18	ASU	30-22	637/21.2	76-180	.422	7-15	.467	33-60	.550	20	59	79	2.6	53-0	62	78	2	26	192	6.4
2018-19	ASU	30-4	412/13.7	34-85	.400	4-17	.235	15-21	.714	15	27	42	1.4	38-0	41	37	1	23	87	2.9
2019-20	ASU	24-3	331/13.8	13-46	.283	2-11	.182	10-13	.769	13	29	42	1.8	22-0	37	32	0	15	38	1.6
TOTAL		**116-51**	**2182/18.8**	**197-535**	**.368**	**17-69**	**.246**	**107-160**	**.669**	**77**	**182**	**259**	**2.2**	**183-0**	**210**	**259**	**3**	**96**	**518**	**4.5**

3 MORGAN WALLACE

Guard | 5-10 | Junior
Little Rock, Arkansas | Pulaski Academy

SEASON HIGHS

Points	21 (2x) Last vs Georgia State (1/9/20)
Rebounds	15 vs Central Baptist (11/6/19)
FG Made	7 at DePaul (11/22/19)
FG Attempts	16 at Tulsa (11/9/19)
3PT FG Made	2 at Georgia Southern (2/8/20)
3PT FG Attempts	5 (2x) Last vs SEMO (11/13/19)
FT Made	11 vs Georgia State (1/9/20)
FT Attempts	12 vs Georgia State (1/9/20)
Assists	5 vs SEMO (11/13/19)
Blocks	1 (4x) Last vs. Coastal Carolina (1/25/20)
Steals	4 (2x) Last at ULM (2/1/20)

CAREER HIGHS

Points	21(2x) Last vs Georgia State (1/9/20)
Rebounds	15 vs Central Baptist (11/6/19)
FG Made	7 at DePaul (11/22/19)
FG Attempts	18 vs Appalachian State (3/6/18)
3PT FG Made	3 at Missouri (12/30/18)
3PT FG Attempts	5 (2x) Last vs SEMO (1/13/19)
FT Made	11 vs Georgia State (1/9/20)
FT Attempts	14 at UT Martin (11/17/18)
Assists	5 vs SEMO (1/13/19)
Blocks	1 (5x) Last vs. Coastal Carolina (1/25/20)
Steals	4 (3x) Last at Murray State (11/26/19)

WALLACE'S 2019-20 GAME-BY-GAME (* — Indicates Game Started)

Opponent	Min.	FG-A	3PT-A	FT-A	O-D-T	PF	Ast.	TO	Blk.	Stl.	Pts.
CENTRAL BAPTIST	*22	1-6	0-1	0-0	5-10-15	2	4	2	0	3	2
at Tulsa	*38	4-16	0-5	4-9	3-6-9	***5***	0	1	0	1	12
SEMO	*32	1-8	0-5	0-0	1-5-6	2	5	4	1	3	2
at DePaul	*28	7-16	1-2	6-8	0-5-5	1	2	5	0	2	21
North Carolina A&T	*39	5-9	0-4	6-7	3-4-7	1	3	1	0	1	16
at Murray State	*34	2-7	0-1	2-2	1-9-10	3	1	4	1	4	6
at San Diego State	*36	4-9	0-1	2-6	2-6-8	2	3	0	0	0	10
UAPB	*25	5-9	0-1	3-5	3-4-7	2	0	0	0	2	13
at Memphis	*37	2-9	0-2	3-6	6-2-8	2	2	2	0	3	7
at Baylor	*40	2-7	0-1	1-2	2-4-6	4	1	2	0	1	5
at Louisiana Tech	*28	0-5	0-1	4-4	3-3-6	***5***	2	4	0	3	4
at UT Arlington	*33	2-6	1-1	0-2	0-7-7	4	2	5	0	2	5
at Texas State	*40	3-9	1-2	6-8	2-7-9	1	0	0	0	3	13
GEORGIA STATE	*45	5-10	0-0	11-12	4-7-11	3	4	1	1	2	21
GA. SOUTHERN	*34	6-8	1-1	2-5	0-7-7	4	3	1	0	1	15
APPALACHIAN STATE	*37	5-11	1-3	2-2	2-8-10	0	4	0	0	1	13
at Little Rock	*25	2-4	1-3	1-2	0-4-4	3	1	3	0	1	6
at Louisiana	*27	3-6	0-2	3-4	0-6-6	0	0	0	0	1	9
COASTAL CAROLINA	*39	4-11	0-1	0-0	2-12-14	1	4	3	1	3	8
at ULM	*40	4-8	1-2	2-2	3-5-8	1	2	0	0	4	11
at Georgia State	*40	1-2	0-0	0-0	3-8-11	2	2	0	0	2	2
at Georgia Southern	*31	6-11	2-3	3-5	2-3-5	***5***	4	1	1	3	17
UT ARLINGTON	*26	2-5	0-2	8-9	0-5-5	1	1	3	0	2	12
TEXAS STATE	DNP										
at South Alabama	*36	6-11	1-2	2-3	1-4-5	2	1	1	0	3	15
at Troy	*40	3-11	1-4	5-7	0-5-5	4	2	1	0	0	12
LITTLE ROCK	-	-	-	-	-	-	-	-	-	-	-
SOUTH ALABAMA	-	-	-	-	-	-	-	-	-	-	-
TROY	-	-	-	-	-	-	-	-	-	-	-

** — Indicates Game Started*

AWARDS & HONORS

- Maggie Dixon Classic All-Tournament

NOTABLES ...

- Hauled in a career-high 15 boards in the season opener vs. CBC (11/6)
- Season-high 12 points at Tulsa (11/9)
- Dished out a career-high five assists vs. SEMO (11/13)
- Earned All-Tournament honors at the Maggie Dixon Classic after leading A-State with 37 points and 12 rebounds over two games (11/22-23)
- Played all 40 minutes in A-State's game at No. 7/5 Baylor (12/18)
- Narrowly missed a double-double with 13 points and 9 rebounds at Texas State (11/4)
- Posted a double-double vs. Georgia State (1/9) with 21 points and 11 rebounds
- Followed up with 15 points vs. Georgia Southern (1/11)
- Tallied another double-double vs. Appalachian State (1/16)

MORGAN WALLACE'S CAREER STATISTICS

				Field Goals		3-Point		F-Throws		Rebounds									Scoring	
SEASON	TEAM	GP-GS	MIN/AVG	FG-FGA	FG%	3FG-FGA	3FG%	FT-FTA	FT%	OFF	DEF	TOT	AVG	PF-FO	AST	TO	BLK	STL	PTS	AVG
2017-18	ASU	20-8	393/19.7	42-102	.412	5-17	.294	44-70	.629	28	43	71	3.6	35-0	32	27	2	15	133	6.7
2018-19	ASU	26-24	732/28.2	58-159	.365	8-31	.258	76-120	.633	45	94	139	5.3	52-0	52	48	3	35	200	7.7
2019-20	ASU	25-25	851/34.1	85-209	.407	11-50	.220	76-110	.691	48	146	194	7.8	60-3	53	44	5	51	257	10.3
TOTAL		**71-57**	**1977/27.8**	**185-470**	**.394**	**24-98**	**.245**	**196-300**	**.653**	**121**	**283**	**404**	**5.7**	**147-3**	**137**	**119**	**10**	**101**	**590**	**8.3**

4 MYA LOVE

Guard | 5-8 | Freshman
Jonesboro, Arkansas | Nettleton HS

SEASON HIGHS

Points	15 vs. Coastal Carolina (1/25/20)
Rebounds	7 vs. Coastal Carolina (1/25/20)
FG Made	6 vs. Coastal Carolina (1/25/20)
FG Attempts	10 (2x) Last at Troy (2/22/20)
3PT FG Made	2 vs. Coastal Carolina (1/25/20)
3PT FG Attempts	2 (4x) Last at Troy (2/22/20)
FT Made	2 vs Texas State (2/15/20)
FT Attempts	3 (2x) Last vs Texas State (2/15/20)
Assists	2 at Texas State (1/4/20)
Blocks	
Steals	3 (3x) Last at Troy (2/22/20)

CAREER HIGHS

Points	15 vs. Coastal Carolina (1/25/20)
Rebounds	7 vs. Coastal Carolina (1/25/20)
FG Made	6 vs. Coastal Carolina (1/25/20)
FG Attempts	10 (2x) Last at Troy (2/22/20)
3PT FG Made	2 vs. Coastal Carolina (1/25/20)
3PT FG Attempts	2 (4x) Last at Troy (2/22/20)
FT Made	2 vs Texas State (2/15/20)
FT Attempts	3 (2x) Last vs Texas State (2/15/20)
Assists	2 at Texas State (1/4/20)
Blocks	
Steals	3 (3x) Last at Troy (2/22/20)

LOVE'S 2019-20 GAME-BY-GAME (* — Indicates Game Started)

Opponent	Min.	FG-A	3PT-A	FT-A	O-D-T	PF	Ast.	TO	Blk.	Stl.	Pts.
CENTRAL BAPTIST	6	0-1	0-1	0-0	0-0-0	4	0	0	0	0	0
at Tulsa	DNP										
SEMO	4	0-1	0-0	0-0	0-0-0	3	0	0	0	0	0
at DePaul	9	0-1	0-0	1-2	0-0-0	0	0	0	0	0	1
North Carolina A&T	DNP										
at Murray State	10	0-0	0-0	0-0	2-1-3	2	1	0	0	0	0
at San Diego State	15	1-2	0-1	1-2	1-2-3	1	1	0	0	3	3
UAPB	10	0-1	0-0	0-0	0-1-1	1	0	0	0	1	0
at Memphis	8	2-3	0-1	1-3	1-1-2	2	0	0	0	1	5
at Baylor	DNP										
at Louisiana Tech	DNP										
at UT Arlington	16	1-4	0-2	0-0	1-2-3	1	1	2	0	0	2
at Texas State	21	1-3	0-1	1-1	2-2-4	1	2	0	0	0	3
GEORGIA STATE	28	1-2	0-0	0-0	2-1-3	4	1	0	0	2	2
GA. SOUTHERN	6	0-0	0-0	0-0	0-0-0	3	1	3	0	1	0
APPALACHIAN STATE	7	0-0	0-0	0-0	1-0-1	0	0	1	0	1	0
at Little Rock	17	2-3	0-0	0-0	0-2-2	1	0	0	0	1	4
at Louisiana	26	1-4	0-1	0-0	1-1-2	3	1	4	0	1	2
COASTAL CAROLINA	*32	6-10	2-2	1-2	3-4-7	2	1	2	0	3	15
at ULM	*12	0-2	0-1	0-0	0-1-1	0	1	0	0	1	0
at Georgia State	*9	0-3	0-1	0-0	1-0-1	1	0	1	0	0	0
at Georgia Southern	8	0-0	0-0	0-0	0-2-2	1	0	2	0	0	0
UT ARLINGTON	11	1-3	0-2	0-0	1-2-3	3	0	1	0	0	2
TEXAS STATE	*22	2-5	0-0	2-3	1-1-2	4	0	1	0	0	6
at South Alabama	*8	0-3	0-1	1-2	1-0-1	0	1	0	0	0	1
at Troy	13	2-10	1-2	1-2	3-0-3	3	0	0	0	3	6
LITTLE ROCK	-	-	-	-	-	-	-	-	-	-	-
SOUTH ALABAMA	-	-	-	-	-	-	-	-	-	-	-
TROY	-	-	-	-	-	-	-	-	-	-	-

** — Indicates Game Started*

AWARDS & HONORS

NOTABLES ...

- Lone freshman on the team after a standout prep career at local Nettleton High School.
- Made her debut in the season opener vs. CBC (11/6), playing six minutes
- Scored her first collegiate point on a free throw at DePaul (11/22)
- Grabbed 3 rebounds and dished out an assist at Murray State (11/26)
- Enjoyed a career-best day at San Diego State, earning 3 points, 3 rebounds and 3 steals (11/30).
- Career-high 5 points at Memphis (12/14).
- Career-high 4 rebounds at Texas State in a season-high 21 minutes (1/4).
- Scored four points at Little Rock (1/18)
- Posted a career-best day in her first collegiate start, dropping 15 points, seven rebounds and three steals in a win over Coastal Carolina (1/25) in which she hit 6-of-10 from the field (2-of-2 from three).
- Swiped three steals at Troy (2/22)

MYA LOVE'S CAREER STATISTICS

				Field Goals		3-Point		F-Throws		Rebounds									Scoring	
SEASON	TEAM	GP-GS	MIN/AVG	FG-FGA	FG%	3FG-FGA	3FG%	FT-FTA	FT%	OFF	DEF	TOT	AVG	PF-FO	AST	TO	BLK	STL	PTS	AVG
2019-20	ASU	22-5	300/13.6	20-61	.328	3-16	.188	9-17	.529	21	23	44	2.0	40-0	11	17	0	18	52	2.4
TOTAL		**22-5**	**300/13.6**	**20-61**	**.328**	**3-16**	**.188**	**9-17**	**.529**	**21**	**23**	**44**	**2.0**	**40-0**	**11**	**17**	**0**	**18**	**52**	**2.4**

5 PAYTON TENNISON

Guard | 5-11 | Senior

Valley Springs, Arkansas | Valley Springs HS

SEASON HIGHS

Points	26 vs Central Baptist (11/6/19)
Rebounds	6 at Troy (2/22/20)
FG Made	8 vs Central Baptist (11/6/19)
FG Attempts	15 at South Alabama (2/20/20)
3PT FG Made	8 vs Central Baptist (11/6/19)
3PT FG Attempts	13 at Georgia State (2/6/20)
FT Made	2 (3x) Last at Troy (2/22/20)
FT Attempts	2 (4x) Last at Troy (2/22/20)
Assists	4 vs Central Baptist (11/6/19)
Blocks	3 vs Central Baptist (11/6/19)
Steals	3 (4x) Last at South Alabama (2/20/20)

CAREER HIGHS

Points	26 vs Central Baptist (11/6/19)
Rebounds	6 (2x) Last at Troy (2/22/20)
FG Made	8 vs Central Baptist (11/6/19)
FG Attempts	15 at South Alabama (2/20/20)
3PT FG Made	8 vs Central Baptist (11/6/19)
3PT FG Attempts	13 at Georgia State (2/6/20)
FT Made	6 at Louisiana (3/9/19)
FT Attempts	6 at Louisiana (3/9/19)
Assists	7 vs UT Arlington (1/12/18)
Blocks	3 (3x) Last vs Central Baptist (11/6/19)
Steals	3 (6x) Last at South Alabama (2/20/20)

TENNISON'S 2019-20 GAME-BY-GAME (* — Indicates Game Started)

Opponent	Min.	FG-A	3PT-A	FT-A	O-D-T	PF	Ast.	TO	Blk.	Stl.	Pts.
CENTRAL BAPTIST	*24	8-13	8-11	2-2	0-2-2	0	4	3	3	2	26
at Tulsa	*18	2-6	2-5	1-2	0-2-2	2	0	1	1	1	7
SEMO	*35	5-10	2-5	0-0	0-2-2	3	2	0	0	0	12
at DePaul	*14	1-2	0-1	0-0	0-1-1	2	0	1	0	0	2
North Carolina A&T	*36	1-9	1-8	0-0	0-3-3	3	1	0	1	3	3
at Murray State	*10	0-3	0-3	0-0	0-2-2	3	1	1	0	0	0
at San Diego State	24	5-5	4-4	0-0	0-4-4	1	3	0	1	0	14
UAPB	21	5-8	3-6	2-2	0-0-0	0	0	1	0	3	15
at Memphis	9	0-1	0-1	0-0	0-2-2	4	0	0	0	1	0
at Baylor	25	1-8	1-7	0-0	0-2-2	0	0	0	0	0	3
at Louisiana Tech	*20	1-4	1-4	0-0	0-1-1	2	1	1	1	3	3
at UT Arlington	DNP										
at Texas State	DNP										
GEORGIA STATE	15	0-5	0-4	0-0	0-1-1	1	3	0	0	1	0
GA. SOUTHERN	15	2-3	2-3	0-0	0-1-1	0	0	1	1	0	6
APPALACHIAN STATE	16	5-5	4-4	0-0	2-3-5	0	2	4	0	2	14
at Little Rock	16	0-1	0-0	0-0	0-1-1	0	2	0	0	0	0
at Louisiana	2	0-0	0-0	0-0	0-0-0	0	1	1	0	0	0
COASTAL CAROLINA	8	0-2	0-1	0-0	0-0-0	0	0	3	0	1	0
at ULM	28	1-7	1-7	2-2	0-0-0	0	3	0	0	0	5
at Georgia State	31	6-13	6-13	0-0	0-3-3	3	0	3	1	0	18
at Georgia Southern	22	1-5	0-4	0-0	0-1-1	***5***	0	1	0	0	2
UT ARLINGTON	29	3-8	3-8	0-0	0-2-2	1	2	0	0	0	9
TEXAS STATE	27	3-7	1-5	0-0	0-4-4	2	3	3	1	2	7
at South Alabama	36	6-15	3-10	0-0	0-5-5	3	2	2	2	3	15
at Troy	*34	4-12	1-7	2-2	0-6-6	2	2	0	2	2	11
LITTLE ROCK	-	-	-	-	-	-	-	-	-	-	-
SOUTH ALABAMA	-	-	-	-	-	-	-	-	-	-	-
TROY	-	-	-	-	-	-	-	-	-	-	-

** — Indicates Game Started*

AWARDS & HONORS

NOTABLES ...

- Ranked second on the team in three-pointers made (30), free-throw percentage (.862) and blocks (12) in 2018-19.
- Made 27 appearances, 19 starts as a junior
- Made her 100th three-pointer with six seconds left at Tulsa on 11/9 to pull A-State to within one
- Went a perfect 5-of-5 from the field (4-of-4 from three) off the bench at San Diego State (11/30).
- Provided a spark off the bench vs. UAPB (12/9), tallying 15 points on 5-of-8 shooting (3-of-6 from three).
- Scored six points on a pair of threes vs. Georgia Southern (1/11)
- Shot a perfect 5-of-5 (4-of-4 from three) vs. Appalachian State (1/16)
- Hauled in a season-high 6 rebounds at Troy (2/22)

PAYTON TENNISON'S CAREER STATISTICS

				Field Goals		3-Point		F-Throws		Rebounds									Scoring	
SEASON	TEAM	GP-GS	MIN/AVG	FG-FGA	FG%	3FG-FGA	3FG%	FT-FTA	FT%	OFF	DEF	TOT	AVG	PF-FO	AST	TO	BLK	STL	PTS	AVG
2016-17	ASU	29-0	297/10.2	31-78	.397	23-58	.397	6-13	.462	0	27	27	0.9	28-1	23	31	7	8	91	3.1
2017-18	ASU	29-13	581/20.0	59-172	.343	37-123	.301	14-17	.824	6	44	50	1.7	43-1	54	57	16	18	169	5.8
2018-19	ASU	27-19	557/20.6	59-148	.399	30-94	.319	25-29	.862	3	38	41	1.5	48-0	43	46	12	17	173	6.4
2019-20	ASU	24-8	515/21.5	60-152	.395	43-121	.355	9-10	.900	2	48	50	2.1	37-1	32	26	14	24	172	7.2
TOTAL		**109-40**	**1951/17.9**	**209-550**	**.380**	**133-396**	**.336**	**54-69**	**.783**	**11**	**157**	**168**	**1.5**	**156-3**	**152**	**160**	**49**	**67**	**605**	**5.6**

10 JADA STINSON

Guard | 5-8 | Junior

Fayetteville, North Carolina | Elizabethtown HS | Memphis

SEASON HIGHS	
Points	
Rebounds	
FG Made	
FG Attempts	
3PT FG Made	
3PT FG Attempts	
FT Made	
FT Attempts	
Assists	
Blocks	
Steals	

CAREER HIGHS	
Points	17 vs. Temple (3/4/19)
Rebounds	6 vs. Tulsa (2/24/18)
FG Made	7 at Tulsa (1/13/18)
FG Attempts	14 vs. Temple (3/4/19)
3PT FG Made	5 vs. Temple (3/4/19)
3PT FG Attempts	12 vs. Temple (3/4/19)
FT Made	4 (2x) Last vs. Samford (12/9/18)
FT Attempts	5 vs. Samford (12/9/18)
Assists	7 at East Carolina (2/14/18)
Blocks	1 (7x) Last at South Florida (1/19/19)
Steals	3 at UCF (2/3/18)

STINSON'S 2019-20 GAME-BY-GAME (* — Indicates Game Started)

Opponent	Min.	FG-A	3PT-A	FT-A	O-D-T	PF	Ast.	TO	Blk.	Stl.	Pts.
CENTRAL BAPTIST	DNP										
at Tulsa	DNP										
SEMO	DNP										
at DePaul	DNP										
North Carolina A&T	DNP										
at Murray State	DNP										
at San Diego State	DNP										
UAPB	DNP										
at Memphis	DNP										
at Baylor	DNP										
at Louisiana Tech	DNP										
at UT Arlington	DNP										
at Texas State	DNP										
GEORGIA STATE	DNP										
GA. SOUTHERN	DNP										
APPALACHIAN STATE	DNP										
at Little Rock	DNP										
at Louisiana	DNP										
COASTAL CAROLINA	DNP										
at ULM	DNP										
at Georgia State	DNP										
at Georgia Southern	DNP										
UT ARLINGTON	DNP										
TEXAS STATE	DNP										
at South Alabama	DNP										
at Troy	DNP										
LITTLE ROCK	-	-	-	-	-	-	-	-	-	-	-
SOUTH ALABAMA	-	-	-	-	-	-	-	-	-	-	-
TROY	-	-	-	-	-	-	-	-	-	-	-

** — Indicates Game Started*

AWARDS & HONORS

NOTABLES ...

- Redshirting the 2019-20 season after transferring from Memphis.

JADA STINSON'S CAREER STATISTICS

				Field Goals		3-Point		F-Throws		Rebounds									Scoring	
SEASON	TEAM	GP-GS	MIN/AVG	FG-FGA	FG%	3FG-FGA	3FG%	FT-FTA	FT%	OFF	DEF	TOT	AVG	PF-FO	AST	TO	BLK	STL	PTS	AVG
2017-18	Mem	28-14	858/30.6	71-202	.351	29-95	.305	20-33	.606	11	52	63	2.3	46-1	73	81	3	24	191	6.8
2018-19	Mem	30-16	728/24.3	66-213	.310	33-130	.254	8-15	.533	10	48	58	1.9	34-0	48	54	4	19	173	5.8
TOTAL FOR ASU		**0-0**	**0/0.0**	**0-0**	**.000**	**0-0**	**.000**	**0-0**	**.000**	**0**	**0**	**0**	**0.0**	**0-0**	**0**	**0**	**0**	**0**	**0**	**0.0**
TOTAL		**58-30**	**1586/27.3**	**137-415**	**.330**	**62-225**	**.276**	**28-48**	**.583**	**21**	**100**	**121**	**2.1**	**80-1**	**121**	**135**	**7**	**43**	**364**	**6.3**

13 TALIA ROLDAN

Forward | 6-4 | Junior
Merrillville, Indiana | Andrean HS | UAB

SEASON HIGHS

Points	
Rebounds	
FG Made	
FG Attempts	
3PT FG Made	
3PT FG Attempts	
FT Made	
FT Attempts	
Assists	
Blocks	
Steals	

CAREER HIGHS

Points	6 (2x) Last vs. Florida Atlantic (1/27/18)
Rebounds	4 (3x) Last at Louisiana Tech (3/7/19)
FG Made	3 vs. Samford (12/7/17)
FG Attempts	5 at Louisiana Tech (3/7/19)
3PT FG Made	
3PT FG Attempts	3 at Chicago State (11/20/18)
FT Made	4 vs. Miles College (11/15/17)
FT Attempts	6 vs. Miles College (11/15/17)
Assists	1 (2x) Last at Arkansas (3/24/19)
Blocks	2 vs. Florida Atlantic (1/27/18)
Steals	2 at Chicago State (11/20/18)

ROLDAN'S 2019-20 GAME-BY-GAME (* — Indicates Game Started)

Opponent	Min.	FG-A	3PT-A	FT-A	O-D-T	PF	Ast.	TO	Blk.	Stl.	Pts.
CENTRAL BAPTIST	DNP										
at Tulsa	DNP										
SEMO	DNP										
at DePaul	DNP										
North Carolina A&T	DNP										
at Murray State	DNP										
at San Diego State	DNP										
UAPB	DNP										
at Memphis	DNP										
at Baylor	DNP										
at Louisiana Tech	DNP										
at UT Arlington	DNP										
at Texas State	DNP										
GEORGIA STATE	DNP										
GA. SOUTHERN	DNP										
APPALACHIAN STATE	DNP										
at Little Rock	DNP										
at Louisiana	DNP										
COASTAL CAROLINA	DNP										
at ULM	DNP										
at Georgia State	DNP										
at Georgia Southern	DNP										
UT ARLINGTON	DNP										
TEXAS STATE	DNP										
at South Alabama	DNP										
at Troy	DNP										
LITTLE ROCK	-	-	-	-	-	-	-	-	-	-	-
SOUTH ALABAMA	-	-	-	-	-	-	-	-	-	-	-
TROY	-	-	-	-	-	-	-	-	-	-	-

** — Indicates Game Started*

AWARDS & HONORS

NOTABLES ...

- Redshirting the 2019-20 season after transferring from UAB.

TALIA ROLDAN'S CAREER STATISTICS

				Field Goals		3-Point		F-Throws		Rebounds									Scoring	
SEASON	TEAM	GP-GS	MIN/AVG	FG-FGA	FG%	3FG-FGA	3FG%	FT-FTA	FT%	OFF	DEF	TOT	AVG	PF-FO	AST	TO	BLK	STL	PTS	AVG
2017-18	UAB	16-0	97/6.1	11-21	.524	0-4	.000	10-15	.667	7	9	16	1.0	9-0	0	7	4	0	32	2.0
2018-19	UAB	19-0	76/4.0	4-21	.190	0-10	.000	13-18	.722	5	14	19	1.0	11-0	2	3	4	2	21	1.1
TOTAL FOR ASU		**0-0**	**0/0.0**	**0-0**	**.000**	**0-0**	**.000**	**0-0**	**.000**	**0**	**0**	**0**	**0.0**	**0-0**	**0**	**0**	**0**	**0**	**0**	**0.0**
TOTAL		**35-0**	**173/4.9**	**15-42**	**.357**	**0-14**	**.000**	**23-33**	**.697**	**12**	**23**	**35**	**1.0**	**20-0**	**2**	**10**	**8**	**2**	**53**	**1.5**



14 HAILEE ERICKSON

Guard | 5-5 | Junior

Alton, Missouri | Alton HS | Three Rivers College (Mo.)

SEASON HIGHS

Points	6 at DePaul (11/22/19)
Rebounds	2 at DePaul (11/22/19)
FG Made	2 at DePaul (11/22/19)
FG Attempts	6 vs Central Baptist (11/6/19)
3PT FG Made	2 at DePaul (11/22/19)
3PT FG Attempts	6 vs Central Baptist (11/6/19)
FT Made	
FT Attempts	2 vs UT Arlington (2/13/20)
Assists	2 vs Central Baptist (11/6/19)
Blocks	
Steals	2 vs North Carolina A&T (11/23/19)

CAREER HIGHS

Points	6 at DePaul (11/22/19)
Rebounds	2 at DePaul (11/22/19)
FG Made	2 at DePaul (11/22/19)
FG Attempts	6 vs Central Baptist (11/6/19)
3PT FG Made	2 at DePaul (11/22/19)
3PT FG Attempts	6 vs Central Baptist (11/6/19)
FT Made	
FT Attempts	2 vs UT Arlington (2/13/20)
Assists	2 vs Central Baptist (11/6/19)
Blocks	
Steals	2 vs North Carolina A&T (11/23/19)

ERICKSON'S 2019-20 GAME-BY-GAME (* — Indicates Game Started)

Opponent	Min.	FG-A	3PT-A	FT-A	O-D-T	PF	Ast.	TO	Blk.	Stl.	Pts.
CENTRAL BAPTIST	11	1-6	1-6	0-0	0-1-1	1	2	0	0	0	3
at Tulsa	3	0-1	0-1	0-0	0-0-0	0	1	0	0	0	0
SEMO	5	0-1	0-1	0-0	0-1-1	1	0	0	0	0	0
at DePaul	9	2-5	2-5	0-0	1-1-2	1	1	1	0	0	6
North Carolina A&T	10	0-2	0-2	0-0	0-0-0	1	0	1	0	2	0
at Murray State	5	0-2	0-1	0-0	0-0-0	1	1	0	0	0	0
at San Diego State	DNP										
UAPB	8	1-2	1-2	0-0	0-0-0	0	0	0	0	0	3
at Memphis	7	0-2	0-2	0-0	0-0-0	1	0	2	0	0	0
at Baylor	DNP										
at Louisiana Tech	DNP										
at UT Arlington	DNP										
at Texas State	DNP										
GEORGIA STATE	DNP										
GA. SOUTHERN	DNP										
APPALACHIAN STATE	DNP										
at Little Rock	DNP										
at Louisiana	DNP										
COASTAL CAROLINA	DNP										
at ULM	DNP										
at Georgia State	DNP										
at Georgia Southern	DNP										
UT ARLINGTON	6	0-2	0-2	0-2	0-0-0	0	0	0	0	0	0
TEXAS STATE	5	1-2	1-2	0-0	0-1-1	2	0	1	0	0	3
at South Alabama	DNP										
at Troy	DNP										
LITTLE ROCK	-	-	-	-	-	-	-	-	-	-	-
SOUTH ALABAMA	-	-	-	-	-	-	-	-	-	-	-
TROY	-	-	-	-	-	-	-	-	-	-	-

** — Indicates Game Started*

AWARDS & HONORS

NOTABLES ...

- Third-Team NJCAA All-American after leading Three Rivers College in scoring (14.3 ppg)
- Finished her JUCO career third all-time in school history for three-pointers made (159).
- Netted a trey in her first A-State appearance on 11/6 vs. CBC, playing 11 minutes
- Posted a season-best six points at DePaul on 11/22

HAILEE ERICKSON'S CAREER STATISTICS

				Field Goals		3-Point		F-Throws		Rebounds									Scoring	
SEASON	TEAM	GP-GS	MIN/AVG	FG-FGA	FG%	3FG-FGA	3FG%	FT-FTA	FT%	OFF	DEF	TOT	AVG	PF-FO	AST	TO	BLK	STL	PTS	AVG
2019-20	ASU	10-0	71/7.1	5-25	.200	5-24	.208	0-2	.000	1	4	5	0.5	8-0	5	5	0	2	15	1.5
TOTAL		**10-0**	**71/7.1**	**5-25**	**.200**	**5-24**	**.208**	**0-2**	**.000**	**1**	**4**	**5**	**0.5**	**8-0**	**5**	**5**	**0**	**2**	**15**	**1.5**

21 SHAMEKA TUBBS

Forward | 6-0 | RS Junior
Tuscaloosa, Alabama | Northridge HS | Labette CC (Kan.)

SEASON HIGHS

Points	6 vs North Carolina A&T (11/23/19)
Rebounds	5 (2x) Last at Texas State (1/4/20)
FG Made	3 vs North Carolina A&T (11/23/19)
FG Attempts	4 (3x) Last at Troy (2/22/20)
3PT FG Made	
3PT FG Attempts	
FT Made	2 vs UAPB (12/9/19)
FT Attempts	3 at ULM (2/1/20)
Assists	2 at San Diego State (11/30/19)
Blocks	2 vs Central Baptist (11/6/19)
Steals	2 vs. Georgia State (1/9/20)

CAREER HIGHS

Points	6 vs North Carolina A&T (11/23/19)
Rebounds	5 (2x) Last at Texas State (1/4/20)
FG Made	3 vs North Carolina A&T (11/23/19)
FG Attempts	4 (3x) Last at Troy (2/22/20)
3PT FG Made	
3PT FG Attempts	
FT Made	2 vs UAPB (12/9/19)
FT Attempts	3 at ULM (2/1/20)
Assists	2 at San Diego State (11/30/19)
Blocks	2 vs Central Baptist (11/6/19)
Steals	2 vs. Georgia State (1/9/20)

TUBBS' 2019-20 GAME-BY-GAME (* — Indicates Game Started)

Opponent	Min.	FG-A	3PT-A	FT-A	O-D-T	PF	Ast.	TO	Blk.	Stl.	Pts.
CENTRAL BAPTIST	*20	2-3	0-0	1-1	3-1-4	2	0	1	2	1	5
at Tulsa	*8	0-2	0-0	0-0	3-2-5	4	0	0	0	0	0
SEMO	9	0-1	0-0	0-0	2-0-2	0	0	0	0	0	0
at DePaul	10	2-2	0-0	0-0	0-2-2	1	0	0	1	0	4
North Carolina A&T	13	3-4	0-0	0-1	2-2-4	3	0	1	0	1	6
at Murray State	5	0-0	0-0	0-2	0-0-0	0	1	0	1	1	0
at San Diego State	*22	1-2	0-0	0-0	2-2-4	2	2	3	0	1	2
UAPB	*11	0-0	0-0	2-2	0-3-3	3	0	0	1	0	2
at Memphis	11	1-2	0-0	0-0	1-2-3	3	0	2	1	0	2
at Baylor	*15	0-2	0-0	0-0	1-0-1	1	0	3	0	1	0
at Louisiana Tech	4	0-0	0-0	0-0	1-0-1	1	0	1	1	0	0
at UT Arlington	6	0-0	0-0	0-0	0-1-1	0	0	0	1	0	0
at Texas State	12	0-4	0-0	0-0	2-3-5	3	0	0	0	1	0
GEORGIA STATE	18	1-3	0-0	0-2	0-4-4	2	1	1	0	2	2
GA. SOUTHERN	1	0-0	0-0	0-0	1-0-1	2	0	1	0	0	0
APPALACHIAN STATE	6	0-0	0-0	0-0	1-0-1	0	0	2	0	0	0
at Little Rock	2	0-0	0-0	0-0	0-0-0	0	0	0	0	0	0
at Louisiana	9	1-2	0-0	0-2	1-0-1	3	1	2	1	0	2
COASTAL CAROLINA	1	0-0	0-0	0-0	0-0-0	0	0	0	0	0	0
at ULM	7	1-2	0-0	1-3	2-0-2	3	0	1	0	1	3
at Georgia State	3	0-0	0-0	0-0	1-0-1	0	0	1	0	0	0
at Georgia Southern	*8	1-4	0-0	0-0	0-2-2	2	0	0	1	0	2
UT ARLINGTON	4	0-2	0-0	0-0	1-1-2	2	0	2	1	0	0
TEXAS STATE	*4	1-1	0-0	1-1	1-0-1	2	0	0	0	1	3
at South Alabama	3	0-0	0-0	0-0	0-0-0	1	0	0	1	0	0
at Troy	11	2-4	0-0	0-2	3-1-4	2	0	0	0	0	4
LITTLE ROCK	-	-	-	-	-	-	-	-	-	-	-
SOUTH ALABAMA	-	-	-	-	-	-	-	-	-	-	-
TROY	-	-	-	-	-	-	-	-	-	-	-

** — Indicates Game Started*

AWARDS & HONORS

NOTABLES ...

- Redshirted her first season at Arkansas State after a standout career at Labette (Kansas) CC
- Started in her A-State debut, scoring five points vs. CBC (11/6)
- Career-high six points on 3-of-4 shooting vs. North Carolina A&T (11/23)
- Scored 4 points and grabbed four rebounds at Troy (2/22).

SHAMEKA TUBBS' CAREER STATISTICS

				Field Goals		3-Point		F-Throws		Rebounds									Scoring	
SEASON	TEAM	GP-GS	MIN/AVG	FG-FGA	FG%	3FG-FGA	3FG%	FT-FTA	FT%	OFF	DEF	TOT	AVG	PF-FO	AST	TO	BLK	STL	PTS	AVG
2019-20	ASU	26-7	223/8.6	16-40	.400	0-0	.000	5-16	.313	28	26	54	2.1	42-0	5	21	12	10	37	1.4
TOTAL		**26-7**	**223/8.6**	**16-40**	**.400**	**0-0**	**.000**	**5-16**	**.313**	**28**	**26**	**54**	**2.1**	**42-0**	**5**	**21**	**12**	**10**	**37**	**1.4**



22 MAGGIE MAHAN

Guard | 5-9 | Junior

Center Ridge, Arkansas | Nemo Vista HS

SEASON HIGHS

Points	5 (2x) Last at Louisiana (1/23/20)
Rebounds	3 at Memphis (12/14/19)
FG Made	2 (2x) Last at Louisiana (1/23/20)
FG Attempts	4 (2x) Last at Louisiana (1/23/20)
3PT FG Made	1 (4x) Last at Louisiana (1/23/20)
3PT FG Attempts	2 (2x) Last at Louisiana (1/23/20)
FT Made	2 (3x) Last vs UAPB (12/9/19)
FT Attempts	2 (3x) Last vs UAPB (12/9/19)
Assists	4 vs UAPB (12/9/19)
Blocks	1 (2x) Last vs UT Arlington (2/13/20)
Steals	2 at Murray State (11/26/19)

CAREER HIGHS

Points	5 (2x) Last at Louisiana (1/23/20)
Rebounds	3 (3x) Last at Memphis (12/14/19)
FG Made	2 (2x) Last vs Appalachian State (1/16/20)
FG Attempts	5 at Troy (2/8/18)
3PT FG Made	1 (5x) Last at Louisiana (1/23/20)
3PT FG Attempts	3(2x) Last: at Troy (2/8/18)
FT Made	2 (4x) Last vs UAPB (12/9/19)
FT Attempts	2 (5x) Last vs UAPB (12/9/19)
Assists	4 vs UAPB (12/9/19)
Blocks	1 (2x) Last vs UT Arlington (2/13/20)
Steals	2 at Murray State (11/26/19)

MAHAN'S 2019-20 GAME-BY-GAME (* — Indicates Game Started)

Opponent	Min.	FG-A	3PT-A	FT-A	O-D-T	PF	Ast.	TO	Blk.	Stl.	Pts.
CENTRAL BAPTIST	DNP										
at Tulsa	DNP										
SEMO	1	0-0	0-0	0-0	0-0-0	0	0	0	0	0	0
at DePaul	14	0-1	0-0	2-2	0-2-2	1	2	3	0	0	2
North Carolina A&T	2	0-0	0-0	0-0	0-1-1	0	0	1	0	0	0
at Murray State	16	1-2	1-1	1-2	0-0-0	3	1	1	0	2	4
at San Diego State	*13	0-0	0-0	2-2	0-0-0	1	3	1	0	0	2
UAPB	*14	1-4	0-1	2-2	1-0-1	0	4	0	0	0	4
at Memphis	*10	0-1	0-0	0-0	0-3-3	1	0	1	0	0	0
at Baylor	DNP										
at Louisiana Tech	9	0-1	0-0	0-0	0-1-1	2	0	1	0	0	0
at UT Arlington	13	1-1	0-0	0-0	0-1-1	0	1	1	0	1	2
at Texas State	9	1-1	1-1	0-0	0-0-0	0	1	0	0	0	3
GEORGIA STATE	2	0-0	0-0	0-0	0-0-0	0	0	0	0	1	0
GA. SOUTHERN	DNP										
APPALACHIAN STATE	17	2-2	1-1	0-0	0-2-2	2	0	2	0	1	5
at Little Rock	6	1-1	0-0	0-0	0-0-0	1	0	2	0	0	2
at Louisiana	16	2-4	1-2	0-0	0-1-1	3	0	1	0	0	5
COASTAL CAROLINA	DNP										
at ULM	4	0-1	0-1	0-0	0-0-0	0	0	0	1	0	0
at Georgia State	3	0-0	0-0	0-0	0-1-1	1	0	0	0	0	0
at Georgia Southern	4	0-1	0-1	0-0	0-0-0	0	0	0	0	0	0
UT ARLINGTON	10	1-2	0-1	0-0	0-2-2	2	0	1	1	1	2
TEXAS STATE	5	0-0	0-0	0-0	0-1-1	0	1	2	0	0	0
at South Alabama	DNP										
at Troy	DNP										
LITTLE ROCK	-	-	-	-	-	-	-	-	-	-	-
SOUTH ALABAMA	-	-	-	-	-	-	-	-	-	-	-
TROY	-	-	-	-	-	-	-	-	-	-	-

** — Indicates Game Started*

AWARDS & HONORS

- Athletic Director's Honor Roll (2x)

NOTABLES ...

- Made 11 appearances off the bench as a sophomore, playing a season-high 9 minutes at Appalachian State.
- Played a season-best 14 minutes at DePaul (11/22), scoring 2 points and dishing out a pair of assists.
- Played 16 minutes at Murray State, including starting the second half, drilling a three and grabbing a career-high 2 steals (11/26)
- Drew her first career start at San Diego State (11/30), matching her career high with 3 assists.
- Career-high 4 assists while matching her career-best scoring output (4) vs. UAPB (12/9).
- Scored a career-high 5 points vs. Appalachian State (1/16)

MAGGIE MAHAN'S CAREER STATISTICS

				Field Goals		3-Point		F-Throws		Rebounds									Scoring	
SEASON	TEAM	GP-GS	MIN/AVG	FG-FGA	FG%	3FG-FGA	3FG%	FT-FTA	FT%	OFF	DEF	TOT	AVG	PF-FO	AST	TO	BLK	STL	PTS	AVG
2017-18	ASU	13-0	60/4.6	4-16	.250	1-8	.125	1-2	.500	1	7	8	0.6	8-0	6	5	0	2	10	0.8
2018-19	ASU	11-0	53/4.8	1-6	.167	0-3	.000	2-2	1.000	3	5	8	0.7	4-0	4	5	0	2	4	0.4
2019-20	ASU	19-3	169/8.9	10-22	.455	4-9	.444	7-8	.875	1	15	16	0.8	17-0	13	17	2	6	31	1.6
TOTAL		**43-3**	**282/6.6**	**15-44**	**.341**	**5-20**	**.250**	**10-12**	**.833**	**5**	**27**	**32**	**0.7**	**29-0**	**23**	**27**	**2**	**10**	**45**	**1.0**

23 TRINITEE JACKSON

Forward | 6-3 | Sophomore
Hopkinsville, Kentucky | Christian County HS

SEASON HIGHS

Points	11 (2x) Last vs Texas State (2/15/20)
Rebounds	17 vs Central Baptist (11/6/19)
FG Made	4 (2x) Last vs Texas State (2/15/20)
FG Attempts	10 vs SEMO (11/13/19)
3PT FG Made	
3PT FG Attempts	
FT Made	5 vs Central Baptist (11/6/19)
FT Attempts	11 vs Central Baptist (11/6/19)
Assists	1 (3x) Last at South Alabama (2/20/20)
Blocks	1 (6x) Last at South Alabama (2/20/20)
Steals	2 at UT Arlington (1/2/20)

CAREER HIGHS

Points	12 vs Louisiana Tech (11/20/18)
Rebounds	17 vs Central Baptist (11/6/19)
FG Made	4 (5x) Last vs Texas State (2/15/20)
FG Attempts	10 vs SEMO (11/13/19)
3PT FG Made	
3PT FG Attempts	
FT Made	5 vs Central Baptist (11/6/19)
FT Attempts	11 vs Central Baptist (11/6/19)
Assists	2 at UT Arlington (2/16/19)
Blocks	1 (10x) Last at South Alabama (2/20/20)
Steals	2 (2x) Last at UT Arlington (1/2/20)

JACKSON'S 2019-20 GAME-BY-GAME (* — Indicates Game Started)

Opponent	Min.	FG-A	3PT-A	FT-A	O-D-T	PF	Ast.	TO	Blk.	Stl.	Pts.
CENTRAL BAPTIST	13	3-9	0-0	5-11	10-7-17	2	0	1	1	0	11
at Tulsa	12	2-3	0-0	1-4	1-4-5	3	0	0	0	0	5
SEMO	11	3-10	0-0	2-2	3-3-6	1	0	0	0	0	8
at DePaul	3	1-3	0-0	0-0	0-1-1	0	0	1	0	0	2
North Carolina A&T	8	0-1	0-0	2-2	1-2-3	1	0	2	0	1	2
at Murray State	3	1-3	0-0	1-2	2-0-2	0	0	2	0	0	3
at San Diego State	15	4-9	0-0	1-2	4-3-7	2	1	3	0	1	9
UAPB	4	0-1	0-0	0-0	0-0-0	0	0	0	0	0	0
at Memphis	4	0-3	0-0	0-0	1-3-4	1	0	3	1	1	0
at Baylor	5	1-1	0-0	1-3	0-0-0	2	0	5	0	0	3
at Louisiana Tech	8	0-2	0-0	1-2	2-0-2	2	0	1	0	1	1
at UT Arlington	15	0-6	0-0	2-4	2-5-7	1	0	5	0	2	2
at Texas State	DNP										
GEORGIA STATE	1	0-0	0-0	0-0	0-0-0	0	0	0	0	0	0
GA. SOUTHERN	3	1-1	0-0	0-1	0-2-2	0	0	0	0	0	2
APPALACHIAN STATE	2	0-1	0-0	0-0	0-0-0	0	0	0	0	0	0
at Little Rock	3	1-1	0-0	0-0	0-0-0	0	0	0	0	0	2
at Louisiana	11	1-2	0-0	3-6	0-2-2	2	0	1	1	1	5
COASTAL CAROLINA	DNP										
at ULM	6	0-3	0-0	1-2	1-2-3	2	0	1	1	0	1
at Georgia State	1	0-0	0-0	0-0	0-0-0	0	0	0	0	0	0
at Georgia Southern	2	0-2	0-0	0-0	1-0-1	0	0	0	0	0	0
UT ARLINGTON	7	1-2	0-0	0-1	0-0-0	1	1	0	1	0	2
TEXAS STATE	13	4-8	0-0	3-4	4-2-6	3	0	2	0	0	11
at South Alabama	10	0-4	0-0	0-2	1-0-1	2	1	1	1	1	0
at Troy	3	1-3	0-0	0-0	0-0-0	0	0	0	0	0	2
LITTLE ROCK	-	-	-	-	-	-	-	-	-	-	-
SOUTH ALABAMA	-	-	-	-	-	-	-	-	-	-	-
TROY	-	-	-	-	-	-	-	-	-	-	-

** — Indicates Game Started*

AWARDS & HONORS

NOTABLES ...

- Played in all 30 games as a rookie, totaling 296 minutes played.
- Led the team in rebounding at Texas A&M (11/23/18).
- Hauled in a career high 17 rebounds in just 13 minutes in the season opener vs. CBC (11/6), recording a double-double with 11 points.
- Scored 9 points in 15 minutes on 4-of-9 shooting at San Diego State (11/30).
- Tallied 11 points and 6 rebounds in 13 minutes off the bench vs. Texas State (2/15)

TRINITEE JACKSON'S CAREER STATISTICS

				Field Goals		3-Point		F-Throws		Rebounds									Scoring	
SEASON	TEAM	GP-GS	MIN/AVG	FG-FGA	FG%	3FG-FGA	3FG%	FT-FTA	FT%	OFF	DEF	TOT	AVG	PF-FO	AST	TO	BLK	STL	PTS	AVG
2018-19	ASU	30-0	293/9.8	43-97	.443	0-0	.000	31-60	.517	44	39	83	2.8	44-0	7	31	4	7	117	3.9
2019-20	ASU	24-0	166/6.9	24-78	.308	0-0	.000	23-48	.479	33	36	69	2.9	25-0	3	28	6	8	71	3.0
TOTAL		**54-0**	**459/8.5**	**67-175**	**.383**	**0-0**	**.000**	**54-108**	**.500**	**77**	**75**	**152**	**2.8**	**69-0**	**10**	**59**	**10**	**15**	**188**	**3.5**

25 KAYLA WILLIAMS

Forward | 6-1 | RS Junior
Memphis, Tennessee | Overton HS

SEASON HIGHS

Points	14 vs Texas State (2/15/20)
Rebounds	5 at Baylor (12/18/19)
FG Made	5 (2x) Last vs Texas State (2/15/20)
FG Attempts	10 at Baylor (12/18/19)
3PT FG Made	3 (2x) Last vs Texas State (2/15/20)
3PT FG Attempts	5 (5x) Last vs Texas State (2/15/20)
FT Made	4 vs UAPB (12/9/19)
FT Attempts	6 vs UAPB (12/9/19)
Assists	4 vs Appalachian State (1/16/20)
Blocks	3 vs Central Baptist (11/6/19)
Steals	3 at Texas State (1/4/20)

CAREER HIGHS

Points	17 vs UMKC (11/15/16)
Rebounds	5 (2x) Last at Baylor (12/18/19)
FG Made	6 at UMKC (11/15/16)
FG Attempts	11 (2x) Last at Texas A&M (11/23/18)
3PT FG Made	4 (2x) Last vs Memphis (11/12/18)
3PT FG Attempts	9 at UMKC (11/15/16)
FT Made	4 vs UAPB (12/9/19)
FT Attempts	6 vs UAPB (12/9/19)
Assists	4 vs Appalachian State (1/16/20)
Blocks	3 vs Central Baptist (11/6/19)
Steals	3 at Texas State (1/4/20)

WILLIAMS' 2019-20 GAME-BY-GAME (* — Indicates Game Started)

Opponent	Min.	FG-A	3PT-A	FT-A	O-D-T	PF	Ast.	TO	Blk.	Stl.	Pts.
CENTRAL BAPTIST	17	3-6	2-2	0-0	1-2-3	3	0	3	3	1	8
at Tulsa	5	0-1	0-0	0-2	0-2-2	1	0	1	1	0	0
SEMO	7	2-4	1-3	0-0	0-4-4	0	0	0	0	0	5
at DePaul	29	1-3	0-1	0-0	0-4-4	0	1	5	0	0	2
North Carolina A&T	*13	0-4	0-4	0-0	0-4-4	1	0	1	0	0	0
at Murray State	*19	0-2	0-1	0-0	0-2-2	1	1	1	0	1	0
at San Diego State	7	1-3	1-3	0-0	0-0-0	1	0	1	0	0	3
UAPB	12	0-2	0-1	4-6	0-1-1	2	1	2	0	0	4
at Memphis	23	5-9	3-5	0-0	0-1-1	2	0	0	0	0	13
at Baylor	30	0-10	0-4	0-0	0-5-5	3	0	4	0	0	0
at Louisiana Tech	8	0-1	0-0	0-0	0-1-1	2	0	2	0	0	0
at UT Arlington	*16	0-4	0-3	0-0	0-1-1	0	0	0	0	1	0
at Texas State	*19	1-4	1-3	0-0	0-1-1	1	2	0	0	3	3
GEORGIA STATE	*12	0-0	0-0	0-0	0-1-1	1	0	1	1	0	0
GA. SOUTHERN	*13	1-4	1-3	0-0	0-2-2	0	2	0	0	0	2
APPALACHIAN STATE	*11	1-2	0-1	0-0	0-2-2	2	4	1	0	0	2
at Little Rock	*20	1-6	1-5	0-0	0-2-2	1	0	3	0	0	3
at Louisiana	*29	1-6	0-5	0-0	1-3-4	1	0	3	1	0	2
COASTAL CAROLINA	1	0-0	0-0	0-0	0-0-0	0	0	0	0	0	0
at ULM	DNP										
at Georgia State	DNP										
at Georgia Southern	*21	3-7	2-5	0-0	1-0-1	2	0	1	1	2	8
UT ARLINGTON	*9	1-2	1-2	0-0	0-1-1	0	0	1	0	0	3
TEXAS STATE	*40	5-9	3-5	1-2	1-2-3	2	1	0	0	1	14
at South Alabama	*6	1-3	0-1	0-0	0-1-1	0	0	0	0	0	2
at Troy	DNP										
LITTLE ROCK	-	-	-	-	-	-	-	-	-	-	-
SOUTH ALABAMA	-	-	-	-	-	-	-	-	-	-	-
TROY	-	-	-	-	-	-	-	-	-	-	-

** — Indicates Game Started*

AWARDS & HONORS

NOTABLES ...

- Made seven appearances (two starts) in her first year in 2018-19 after redshirting due to NCAA transfer rules.
- Led team in rebounding on 11/23/18 at Texas A&M
- Went 2-2 from deep en route to 8 points vs. CBC on 11/6
- Made her first start of the year on 11/23 vs. North Carolina A&T
- Made a career-best 4-of-6 from the free-throw line vs. UAPB (12/9)
- Scored a season-high 13 points on 5-9 shooting (3-5 from three) at Memphis (12/14)
- Nabbed 3 steals at Texas State (1/4).
- Scored 8 points in a start at Georgia Southern (2/8).
- Scored 14 points on 5-9 shooting (3-5 from three), while playing all 40 minutes, vs. Texas State (2/15).

KAYLA WILLIAMS' CAREER STATISTICS

				Field Goals		3-Point		F-Throws		Rebounds									Scoring	
SEASON	TEAM	GP-GS	MIN/AVG	FG-FGA	FG%	3FG-FGA	3FG%	FT-FTA	FT%	OFF	DEF	TOT	AVG	PF-FO	AST	TO	BLK	STL	PTS	AVG
2016-17	WSU	29-15	371/12.8	36-108	.333	22-67	.328	4-5	.800	6	17	23	0.8	28-0	13	18	5	5	98	3.4
2018-19	ASU	7-2	105/15.0	13-28	.464	9-19	.474	6-7	.857	0	6	6	0.9	10-0	9	7	0	3	41	5.9
2019-20	ASU	23-13	367/16.0	27-92	.293	16-57	.281	5-10	.500	4	42	46	2.0	26-0	12	30	7	9	75	3.3
TOTAL FOR ASU		**30-15**	**473/15.8**	**40-120**	**.333**	**25-76**	**.329**	**11-17**	**.647**	**4**	**48**	**52**	**1.7**	**36-0**	**21**	**37**	**7**	**12**	**116**	**3.9**
TOTAL		**59-30**	**844/14.3**	**76-228**	**.333**	**47-143**	**.329**	**15-22**	**.682**	**10**	**65**	**75**	**1.3**	**64-0**	**34**	**55**	**12**	**17**	**214**	**3.6**

35 PEYTON MARTIN

Forward | 5-11 | Junior
Pine Bluff, Arkansas | Watson Chapel HS

SEASON HIGHS

Points	23 at Murray State (11/26/19)
Rebounds	14 at Tulsa (11/9/19)
FG Made	9 at Murray State (11/26/19)
FG Attempts	18 vs SEMO (11/13/19)
3PT FG Made	1 vs SEMO (11/13/19)
3PT FG Attempts	4 vs. Coastal Carolina (1/25/20)
FT Made	8 (2x) Last vs UT Arlington (2/13/20)
FT Attempts	11 at Georgia State (2/6/20)
Assists	3 at Troy (2/22/20)
Blocks	2 (4x) Last at Georgia State (2/6/20)
Steals	5 vs UAPB (12/9/19)

CAREER HIGHS

Points	27 at UT Martin (11/17/18)
Rebounds	14 at Tulsa (11/9/19)
FG Made	11 at UT Martin (11/17/18)
FG Attempts	18 (4x) Last vs SEMO (11/13/19)
3PT FG Made	3 at Ole Miss (12/2/17)
3PT FG Attempts	12 at Ole Miss (12/2/17)
FT Made	10 vs Memphis (11/12/18)
FT Attempts	12 vs Memphis (11/12/18)
Assists	4 at Coastal Carolina (1/26/19)
Blocks	2 (8x) Last at Georgia State (2/6/20)
Steals	5 vs UAPB (12/9/19)

MARTIN'S 2019-20 GAME-BY-GAME (* — Indicates Game Started)

Opponent	Min.	FG-A	3PT-A	FT-A	O-D-T	PF	Ast.	TO	Blk.	Stl.	Pts.
CENTRAL BAPTIST	*23	5-9	0-0	1-1	5-3-8	3	1	4	0	0	11
at Tulsa	*38	7-14	0-1	4-8	4-10-14	1	1	2	2	0	18
SEMO	*33	7-18	1-2	4-7	5-4-9	0	1	0	2	0	19
at DePaul	*19	4-6	0-0	5-7	0-1-1	1	0	1	1	0	13
North Carolina A&T	*22	1-5	0-2	4-6	0-4-4	***5***	1	6	0	2	6
at Murray State	*33	9-15	0-0	5-9	4-1-5	4	0	1	2	3	23
at San Diego State	DNP										
UAPB	26	8-11	0-0	2-8	5-4-9	2	2	3	1	5	18
at Memphis	*22	1-8	0-1	3-10	1-4-5	3	0	2	0	1	5
at Baylor	*22	3-9	0-2	5-6	1-0-1	***5***	1	2	0	0	11
at Louisiana Tech	*34	5-15	0-0	2-4	3-4-7	4	2	4	0	2	12
at UT Arlington	*33	4-8	0-0	5-7	2-1-3	2	1	2	0	2	13
at Texas State	*16	3-7	0-1	0-0	1-0-1	3	1	2	1	3	6
GEORGIA STATE	*23	5-11	0-0	4-6	5-2-7	***5***	0	0	0	1	14
GA. SOUTHERN	*33	6-7	0-0	5-7	0-3-3	1	0	1	0	2	17
APPALACHIAN STATE	*25	8-11	0-0	4-7	3-2-5	2	1	2	0	0	20
at Little Rock	*35	3-4	0-0	4-4	2-7-9	2	0	4	1	0	10
at Louisiana	*13	2-4	0-0	0-0	0-1-1	3	0	3	0	1	4
COASTAL CAROLINA	*27	2-15	0-4	2-2	1-5-6	2	1	1	0	0	6
at ULM	*24	6-11	0-0	3-4	2-2-4	3	0	3	0	1	15
at Georgia State	*31	3-13	0-0	8-11	4-4-8	4	1	3	2	1	14
at Georgia Southern	*24	4-8	0-0	0-0	3-5-8	4	1	3	0	2	8
UT ARLINGTON	*28	4-7	0-0	8-9	1-2-3	1	0	1	0	3	16
TEXAS STATE	DNP										
at South Alabama	*24	4-10	0-0	3-4	2-1-3	2	0	3	0	2	11
at Troy	*22	2-7	0-1	3-4	2-4-6	4	3	3	0	1	7
LITTLE ROCK	-	-	-	-	-	-	-	-	-	-	-
SOUTH ALABAMA	-	-	-	-	-	-	-	-	-	-	-
TROY	-	-	-	-	-	-	-	-	-	-	-

** — Indicates Game Started*

AWARDS & HONORS

- 2019-20 Preseason All-SBC (3rd Team)
- 2018-19 All-SBC (Third Team)
- SBC Player of the Week (11/20/18)

NOTABLES ...

- Preseason All-Sun Belt Conference (Third Team)
- 2018-19 Third Team All-SBC
- Returning team leader in points, rebounds and blocks
- Team leader in double-figure scoring games (43).
- Scored 11 points and grabbed 8 boards in the season opener vs. CBC (11/6)
- Season-high 18 points with a career high 14 rebounds at Tulsa (11/9)
- Upped that season high with 19 against SEMO (11/13).
- Scored 23 points at Murray State (11/26)
- Tallied 18 points and a career-high 5 steals off the bench vs. UAPB (12/9).
- Has scored in double-digits in all but three games in 2019-20.
- Scored 17 points vs. Georgia Southern (1/11)
- Posted a 20-point game vs. Appalachian State (1/16)

PEYTON MARTIN'S CAREER STATISTICS

				Field Goals		3-Point		F-Throws		Rebounds									Scoring	
SEASON	TEAM	GP-GS	MIN/AVG	FG-FGA	FG%	3FG-FGA	3FG%	FT-FTA	FT%	OFF	DEF	TOT	AVG	PF-FO	AST	TO	BLK	STL	PTS	AVG
2017-18	ASU	18-2	248/13.8	37-96	.385	0-6	.000	36-52	.692	31	44	75	4.2	21-0	10	28	7	9	110	6.1
2018-19	ASU	30-30	850/28.3	151-341	.443	0-1	.000	110-166	.663	75	114	189	6.3	92-2	15	59	18	29	412	13.7
2019-20	ASU	24-23	635/26.4	106-233	.455	1-14	.071	84-131	.641	56	74	130	5.4	67-3	18	56	12	32	297	12.4
TOTAL		**72-55**	**1732/24.1**	**294-670**	**.439**	**1-21**	**.048**	**230-349**	**.659**	**162**	**232**	**394**	**5.5**	**180-5**	**43**	**143**	**37**	**70**	**819**	**11.4**

50 MADISON HECKERT

Forward | 6-4 | Senior
Atwood, Tennessee | West Carroll HS

SEASON HIGHS

- Points ..... 5 (2x) Last vs. Coastal Carolina (1/25/20)
- Rebounds ..... 5 at Tulsa (11/9/19)
- FG Made ..... 2 vs. Coastal Carolina (1/25/20)
- FG Attempts ..... 4 vs Texas State (2/15/20)
- 3PT FG Made ..... 1 (4x) Last at Troy (2/22/20)
- 3PT FG Attempts ..... 2 (2x) Last vs. Coastal Carolina (1/25/20)
- FT Made ..... 2 at Texas State (1/4/20)
- FT Attempts ..... 2 at Texas State (1/4/20)
- Assists ..... 1 (2x) Last at Texas State (1/4/20)
- Blocks ..... 1 (2x) Last vs. Coastal Carolina (1/25/20)
- Steals ..... 1 (2x) Last vs Appalachian State (1/16/20)

CAREER HIGHS

- Points ..... 17 at Troy (2/8/18)
- Rebounds ..... 8 (2x) Last at Troy (4/2/17)
- FG Made ..... 7 at Troy (2/8/18)
- FG Attempts ..... 11 vs Georgia Southern (3/7/17)
- 3PT FG Made ..... 2 (2x) Last at Coastal Carolina (1/25/18)
- 3PT FG Attempts ..... 5 vs Georgia Southern (3/7/17)
- FT Made ..... 3 (3x) Last vs Texas State (1/19/19)
- FT Attempts ..... 4 (4x) Last vs Texas State (1/19/19)
- Assists ..... 4 vs Appalachian State (2/22/18)
- Blocks ..... 4 vs Appalachian State (2/4/17)
- Steals ..... 3 (2x) Last vs South Alabama (2/7/19)

HECKERT'S 2019-20 GAME-BY-GAME (* — Indicates Game Started)

Opponent	Min.	FG-A	3PT-A	FT-A	O-D-T	PF	Ast.	TO	Blk.	Stl.	Pts.
CENTRAL BAPTIST	DNP										
at Tulsa	17	0-2	0-1	0-0	1-4-5	1	1	3	0	1	0
SEMO	1	0-0	0-0	0-0	0-0-0	0	0	0	0	0	0
at DePaul	8	0-1	0-0	0-0	0-0-0	0	0	0	1	0	0
North Carolina A&T	DNP										
at Murray State	DNP										
at San Diego State	DNP										
UAPB	4	0-0	0-0	0-0	0-0-0	1	0	0	0	0	0
at Memphis	3	0-0	0-0	0-0	0-0-0	0	0	0	0	0	0
at Baylor	DNP										
at Louisiana Tech	DNP										
at UT Arlington	DNP										
at Texas State	12	1-3	1-2	2-2	1-2-3	4	1	0	0	0	5
GEORGIA STATE	2	0-1	0-0	0-0	0-0-0	0	0	0	0	0	0
GA. SOUTHERN	2	1-2	0-0	0-0	0-0-0	0	0	1	0	0	2
APPALACHIAN STATE	7	0-2	0-1	0-0	0-0-0	1	0	1	0	1	0
at Little Rock	DNP										
at Louisiana	6	0-1	0-0	0-0	0-1-1	0	0	0	0	0	0
COASTAL CAROLINA	11	2-3	1-2	0-0	1-2-3	0	0	0	1	0	5
at ULM	3	0-0	0-0	0-0	0-0-0	0	0	2	0	0	0
at Georgia State	6	0-1	0-0	0-0	0-0-0	2	0	1	0	0	0
at Georgia Southern	6	1-1	1-1	0-0	0-0-0	0	0	0	0	0	3
UT ARLINGTON	5	0-2	0-2	0-0	0-0-0	0	0	0	0	0	0
TEXAS STATE	13	1-4	0-1	0-0	0-2-2	1	1	1	0	0	2
at South Alabama	4	1-2	0-1	0-0	0-2-2	0	1	0	0	0	2
at Troy	4	1-1	1-1	0-0	0-1-1	1	0	0	0	0	3
LITTLE ROCK	-	-	-	-	-	-	-	-	-	-	-
SOUTH ALABAMA	-	-	-	-	-	-	-	-	-	-	-
TROY	-	-	-	-	-	-	-	-	-	-	-

** — Indicates Game Started*

AWARDS & HONORS

- Athletic Director's Honor Roll (2x)

NOTABLES ...

- Made 22 appearances in reserve action as a junior, hauling in a season-high five rebounds against Mississippi Valley State
- Played 17 minutes in her first appearance of the 2019-20 season at Tulsa (11/9).
- Scored her first points of the year at Texas State (1/4), scoring 5 on a three-pointer and a pair of free throws.

MADISON HECKERT'S CAREER STATISTICS

				Field Goals		3-Point		F-Throws		Rebounds									Scoring	
SEASON	TEAM	GP-GS	MIN/AVG	FG-FGA	FG%	3FG-FGA	3FG%	FT-FTA	FT%	OFF	DEF	TOT	AVG	PF-FO	AST	TO	BLK	STL	PTS	AVG
2016-17	ASU	26-0	297/11.4	32-83	.386	7-33	.212	17-23	.739	25	47	72	2.8	27-1	8	16	14	4	88	3.4
2017-18	ASU	30-8	415/13.8	59-114	.518	7-18	.389	13-20	.650	31	52	83	2.8	50-2	15	22	13	14	138	4.6
2018-19	ASU	22-0	194/8.8	17-40	.425	2-10	.200	5-10	.500	4	20	24	1.1	30-0	7	12	3	5	41	1.9
2019-20	ASU	18-0	115/6.4	8-26	.308	4-12	.333	2-2	1.000	3	14	17	0.9	11-0	4	9	2	2	22	1.2
TOTAL		**96-8**	**1020/10.6**	**116-263**	**.441**	**20-73**	**.274**	**37-55**	**.673**	**63**	**133**	**196**	**2.0**	**118-3**	**34**	**59**	**32**	**25**	**289**	**3.0**

2019-20 STATISTICS

RECORD:	OVERALL	HOME	AWAY	NEUTRAL
ALL GAMES	9-17	6-3	3-13	0-1
CONFERENCE	6-9	4-2	2-7	0-0
NON-CONFERENCE	3-8	2-1	1-6	0-1

					Total		3-Point		F-Throw		Rebounds												
##	Player	gp-gs	min	avg	fg-fga	fg%	3fg-fga	3fg%	ft-fta	ft%	off	def	tot	avg	pf	dq	a	to	blk	stl	pts	avg
01	Jireh Washington	26-26	765	29.4	122-285	.428	10-46	.217	77-119	.647	30	92	122	4.7	50	1	97	88	1	38	331	12.7
35	Martin, Peyton	24-23	637	26.5	106-233	.455	1-14	.071	84-131	.641	56	74	130	5.4	67	3	18	56	12	32	297	12.4
03	Morgan Wallace	25-25	852	34.1	85-209	.407	11-50	.220	76-110	.691	48	146	194	7.8	60	3	53	44	5	51	257	10.3
00	Jada Ford	26-17	681	26.2	76-255	.298	54-187	.289	19-22	.864	5	33	38	1.5	37	1	22	29	0	31	225	8.7
05	Payton Tennison	24-8	516	21.5	60-152	.395	43-121	.355	9-10	.900	2	48	50	2.1	37	1	32	26	14	24	172	7.2
25	Williams, Kayla	23-13	368	16.0	27-92	.293	16-57	.281	5-10	.500	4	42	46	2.0	26	0	12	30	7	9	75	3.3
23	Jackson, Trinitee	24-0	164	6.8	24-78	.308	0-0	.000	23-48	.479	33	36	69	2.9	25	0	3	28	6	8	71	3.0
04	Mya Love	22-5	300	13.6	20-61	.328	3-16	.188	9-17	.529	21	23	44	2.0	40	0	11	17	0	18	52	2.4
22	Mahan, Maggie	19-3	167	8.8	10-22	.455	4-9	.444	7-8	.875	1	15	16	0.8	17	0	13	17	2	6	31	1.6
02	Starr Taylor	24-3	332	13.8	13-46	.283	2-11	.182	10-13	.769	13	29	42	1.8	22	0	37	32	0	15	38	1.6
14	Erickson, Hailee	10-0	69	6.9	5-25	.200	5-24	.208	0-2	.000	1	4	5	0.5	8	0	5	5	0	2	15	1.5
21	Tubbs, Shameka	26-7	222	8.5	16-40	.400	0-0	.000	5-16	.313	28	26	54	2.1	42	0	5	21	12	10	37	1.4
50	Heckert, Madison	18-0	112	6.2	8-26	.308	4-12	.333	2-2	1.000	3	14	17	0.9	11	0	4	9	2	2	22	1.2
12	Jones, Johnna	8-0	40	5.0	2-7	.286	0-3	.000	2-2	1.000	0	2	2	0.3	1	0	2	8	0	3	6	0.8
	Team										34	42	76					11				
	Total.....	26	5225		574-1531	.375	153-550	.278	328-510	.643	279	626	905	34.8	443	9	314	421	61	249	1629	62.7
	Opponents.....	26	5225		709-1631	.435	208-615	.338	277-401	.691	343	755	1098	42.2	461	4	493	440	94	196	1903	73.2

TEAM STATISTICS	ASU	OPP
SCORING	1629	1903
Points per game	62.7	73.2
Scoring margin	-10.5	-
FIELD GOALS-ATT	574-1531	709-1631
Field goal pct	.375	.435
3 POINT FG-ATT	153-550	208-615
3-point FG pct	.278	.338
3-pt FG made per game	5.9	8.0
FREE THROWS-ATT	328-510	277-401
Free throw pct	.643	.691
F-Throws made per game	12.6	10.7
REBOUNDS	905	1098
Rebounds per game	34.8	42.2
Rebounding margin	-7.4	-
ASSISTS	314	493
Assists per game	12.1	19.0
TURNOVERS	421	440
Turnovers per game	16.2	16.9
Turnover margin	+0.7	-
Assist/turnover ratio	0.7	1.1
STEALS	249	196
Steals per game	9.6	7.5
BLOCKS	61	94
Blocks per game	2.3	3.6
ATTENDANCE	6642	24776
Home games-Avg/Game	9-738	16-1548
Neutral site-Avg/Game	-	1-0

Score by Periods	1st	2nd	3rd	4th	OT	Totals
Arkansas State	403	381	415	424	6	1629
Opponents	480	456	484	477	4	1901

	Date	Opponent		Score	Att.
	11/06/19	CENTRAL BAPTIST	W	88-63	948
	11/09/19	at Tulsa	L	77-79	791
	11/13/19	SOUTHEAST MO. ST.	L	67-79	816
	11/22/19	at DePaul	L	64-109	0
	11/23/19	vs N.C. A&T	L	50-55	0
	11/26/19	at Murray St.	L	62-77	343
	11/30/19	at San Diego State	W	71-62	1788
	12/09/19	ARK.-PINE BLUFF	W	81-60	591
	12/14/19	at Memphis	L	50-78	392
	12/18/19	at Baylor	L	43-111	10284
	12/29/19	at Louisiana Tech	L	54-67	1173
*	01/02/20	at UT Arlington	L	44-71	1072
*	01/04/20	at Texas St.	W	56-53	925
*	01/09/20	GEORGIA ST.	Wot	70-68	613
*	01/11/20	GA. SOUTHERN	W	69-62	718
*	01/16/20	APPALACHIAN ST.	W	76-58	619
*	01/18/20	at Little Rock	L	58-67	1034
*	01/23/20	at Louisiana	L	43-83	801
*	01/25/20	COASTAL CAROLINA	W	63-61	646
*	02/01/20	at La.-Monroe	W	54-53	1019
*	02/06/20	at Georgia St.	L	56-67	400
*	02/08/20	at Ga. Southern	L	67-80	530
*	02/13/20	UT ARLINGTON	L	62-89	679
*	02/15/20	TEXAS ST.	L	69-83	1012
*	02/20/20	at South Alabama	L	71-87	2104
*	02/22/20	at Troy	L	64-79	2120

* - Conference game

2019-20 STATISTICS (SBC ONLY)

2019-20 Arkansas St. Women's Basketball
Arkansas State Combined Team Statistics (as of Feb 22, 2020)
Conference games only

RECORD:	OVERALL	HOME	AWAY	NEUTRAL
ALL GAMES	6-9	4-2	2-7	0-0
CONFERENCE	6-9	4-2	2-7	0-0
NON-CONFERENCE	0-0	0-0	0-0	0-0

					Total		3-Point		F-Throw		Rebounds											
##	Player	gp-gs	min	avg	fg-fga	fg%	3fg-fga	3fg%	ft-fta	ft%	off	def	tot	avg	pf	dq	a	to	blk	stl	pts	avg
01	Jireh Washington	15-15	460	30.7	70-175	.400	6-28	.214	48-72	.667	15	58	73	4.9	28	0	58	39	0	22	194	12.9
35	Martin, Peyton	14-14	361	25.8	56-123	.455	0-6	.000	49-65	.754	28	39	67	4.8	39	1	9	31	4	19	161	11.5
03	Morgan Wallace	14-14	492	35.1	52-113	.460	10-26	.385	45-61	.738	19	88	107	7.6	31	1	30	19	3	28	159	11.4
00	Jada Ford	15-10	433	28.9	46-167	.275	32-126	.254	8-10	.800	4	22	26	1.7	23	0	18	12	0	22	132	8.8
05	Payton Tennison	13-1	281	21.6	31-83	.373	21-66	.318	4-4	1.000	2	27	29	2.2	17	1	20	18	7	11	87	6.7
25	Williams, Kayla	12-11	198	16.5	15-47	.319	9-33	.273	1-2	.500	3	16	19	1.6	10	0	9	10	3	7	40	3.3
04	Mya Love	15-5	237	15.8	17-52	.327	3-13	.231	6-10	.600	17	18	35	2.3	27	0	9	17	0	13	43	2.9
23	Jackson, Trinitee	13-0	77	5.9	9-33	.273	0-0	.000	9-20	.450	9	13	22	1.7	11	0	2	10	4	4	27	2.1
22	Mahan, Maggie	11-0	88	8.0	8-13	.615	3-7	.429	0-0	.000	0	8	8	0.7	9	0	3	9	2	4	19	1.7
50	Heckert, Madison	13-0	81	6.2	8-23	.348	4-11	.364	2-2	1.000	2	10	12	0.9	9	0	3	6	1	1	22	1.7
14	Erickson, Hailee	2-0	11	5.5	1-4	.250	1-4	.250	0-2	.000	0	1	1	0.5	2	0	0	1	0	0	3	1.5
02	Starr Taylor	14-3	203	14.5	6-24	.250	1-8	.125	6-9	.667	4	14	18	1.3	13	0	19	16	0	9	19	1.4
21	Tubbs, Shameka	15-2	96	6.4	7-22	.318	0-0	.000	2-10	.200	13	12	25	1.7	22	0	2	10	5	5	16	1.1
12	Jones, Johnna	4-0	7	1.8	0-1	.000	0-1	.000	0-0	.000	0	0	0	0.0	0	0	0	3	0	0	0	0.0
	Team										14	28	42					6				
	Total.....	15	3025		326-880	.370	90-329	.274	180-267	.674	130	354	484	32.3	241	3	182	207	29	145	922	61.5
	Opponents.....	15	3025		400-915	.437	120-341	.352	143-211	.678	182	459	641	42.7	245	3	272	261	52	98	1063	70.9

TEAM STATISTICS	ASU	OPP
SCORING	922	1063
Points per game	61.5	70.9
Scoring margin	-9.4	-
FIELD GOALS-ATT	326-880	400-915
Field goal pct	.370	.437
3 POINT FG-ATT	90-329	120-341
3-point FG pct	.274	.352
3-pt FG made per game	6.0	8.0
FREE THROWS-ATT	180-267	143-211
Free throw pct	.674	.678
F-Throws made per game	12.0	9.5
REBOUNDS	484	641
Rebounds per game	32.3	42.7
Rebounding margin	-10.5	-
ASSISTS	182	272
Assists per game	12.1	18.1
TURNOVERS	207	261
Turnovers per game	13.8	17.4
Turnover margin	+3.6	-
Assist/turnover ratio	0.9	1.0
STEALS	145	98
Steals per game	9.7	6.5
BLOCKS	29	52
Blocks per game	1.9	3.5
ATTENDANCE	4287	10005
Home games-Avg/Game	6-714	9-1112
Neutral site-Avg/Game	-	0-0

Score by Periods	1st	2nd	3rd	4th	OT	Totals
Arkansas State	225	222	227	242	6	922
Opponents	260	260	271	266	4	1061

	Date	Opponent		Score	Att.
*	01/02/20	at UT Arlington	L	44-71	1072
*	01/04/20	at Texas St.	W	56-53	925
*	01/09/20	GEORGIA ST.	Wot	70-68	613
*	01/11/20	GA. SOUTHERN	W	69-62	718
*	01/16/20	APPALACHIAN ST.	W	76-58	619
*	01/18/20	at Little Rock	L	58-67	1034
*	01/23/20	at Louisiana	L	43-83	801
*	01/25/20	COASTAL CAROLINA	W	63-61	646
*	02/01/20	at La.-Monroe	W	54-53	1019
*	02/06/20	at Georgia St.	L	56-67	400
*	02/08/20	at Ga. Southern	L	67-80	530
*	02/13/20	UT ARLINGTON	L	62-89	679
*	02/15/20	TEXAS ST.	L	69-83	1012
*	02/20/20	at South Alabama	L	71-87	2104
*	02/22/20	at Troy	L	64-79	2120

* - Conference game

2019-20 STATISTICS

2019-20 Arkansas St. Women's Basketball
Arkansas State Team Game-by-Game (as of Feb 22, 2020)
All games

TEAM STATISTICS

				Total		3-Pointers		Free throws		Rebounds										
Opponent	Date	Score		fg-fga	pct	3fg-fga	pct	ft-fta	pct	off	def	tot	avg	pf	a	t/o	blk	stl	pts	avg
CENTRAL BAPTIST	11/06/19	88-63	W	29-73	.397	15-32	.469	15-23	.652	29	35	64	64.0	22	20	26	9	10	88	88.0
at Tulsa	11/09/19	77-79	L	28-70	.400	5-17	.294	16-31	.516	20	36	56	60.0	25	8	13	4	4	77	82.5
SOUTHEAST MO. ST.	11/13/19	67-79	L	26-73	.356	5-22	.227	10-14	.714	15	23	38	52.7	13	14	7	3	3	67	77.3
at DePaul	11/22/19	64-109	L	23-48	.479	3-13	.231	15-25	.600	3	23	26	46.0	9	13	27	3	3	64	74.0
vs N.C. A&T	11/23/19	50-55	L	15-52	.288	5-33	.152	15-19	.789	9	28	37	44.2	16	8	21	1	13	50	69.2
at Murray St.	11/26/19	62-77	L	22-58	.379	4-18	.222	14-23	.609	15	21	36	42.8	19	11	17	5	12	62	68.0
at San Diego State	11/30/19	71-62	W	26-53	.491	8-16	.500	11-20	.550	13	22	35	41.7	14	18	15	1	9	71	68.4
ARK.-PINE BLUFF	12/09/19	81-60	W	29-60	.483	7-18	.389	16-26	.615	10	25	35	40.9	16	20	18	2	17	81	70.0
at Memphis	12/14/19	50-78	L	16-54	.296	5-19	.263	13-28	.464	11	23	34	40.1	28	7	21	2	13	50	67.8
at Baylor	12/18/19	43-111	L	15-52	.288	2-18	.111	11-16	.688	11	16	27	38.8	16	4	25	0	4	43	65.3
at Louisiana Tech	12/29/19	54-67	L	19-58	.328	4-15	.267	12-18	.667	13	20	33	38.3	24	9	24	2	16	54	64.3
at UT Arlington	01/02/20	44-71	L	16-50	.320	4-14	.286	8-14	.571	7	26	33	37.8	12	7	23	1	10	44	62.6
at Texas St.	01/04/20	56-53	W	16-57	.281	6-23	.261	18-22	.818	9	26	35	37.6	19	9	9	1	15	56	62.1
GEORGIA ST.	01/09/20	70-68	Wot	23-70	.329	6-22	.273	18-25	.720	13	25	38	37.6	20	15	7	2	14	70	62.6
GA. SOUTHERN	01/11/20	69-62	W	24-53	.453	5-21	.238	16-22	.727	3	25	28	37.0	15	18	14	1	6	69	63.1
APPALACHIAN ST.	01/16/20	76-58	W	29-54	.537	11-19	.579	7-11	.636	10	22	32	36.7	12	23	14	0	10	76	63.9
at Little Rock	01/18/20	58-67	L	22-42	.524	5-17	.294	9-11	.818	5	23	28	36.2	10	9	22	1	4	58	63.5
at Louisiana	01/23/20	43-83	L	15-40	.375	2-14	.143	11-19	.579	4	19	23	35.4	17	7	20	3	5	43	62.4
COASTAL CAROLINA	01/25/20	63-61	W	23-65	.354	6-19	.316	11-16	.688	10	33	43	35.8	9	12	14	2	11	63	62.4
at La.-Monroe	02/01/20	54-53	W	19-64	.297	4-26	.154	12-20	.600	14	22	36	35.8	11	11	10	2	11	54	62.0
at Georgia St.	02/06/20	56-67	L	19-61	.311	8-29	.276	10-13	.769	11	26	37	35.9	17	10	12	3	4	56	61.7
at Ga. Southern	02/08/20	67-80	L	26-64	.406	7-26	.269	8-16	.500	8	19	27	35.5	25	10	14	3	13	67	62.0
UT ARLINGTON	02/13/20	62-89	L	18-50	.360	5-22	.227	21-26	.808	6	20	26	35.1	15	9	19	3	10	62	62.0
TEXAS ST.	02/15/20	69-83	L	26-59	.441	7-18	.389	10-16	.625	9	26	35	35.1	23	14	14	1	7	69	62.2
at South Alabama	02/20/20	71-87	L	28-74	.378	7-28	.250	8-13	.615	9	17	26	34.7	14	18	9	4	14	71	62.6
at Troy	02/22/20	64-79	L	22-77	.286	7-31	.226	13-23	.565	12	25	37	34.8	22	10	6	2	11	64	62.7
Arkansas State		1629		574-1531	.375	153-550	.278	328-510	.643	279	626	905	34.8	443	314	421	61	249	1629	62.7
Opponents		1903		709-1631	.435	208-615	.338	277-401	.691	343	755	1098	42.2	461	493	440	94	196	1903	73.2

Games played: 26
Points/game: 62.7
FG Pct: 37.5
3FG Pct: 27.8
FT Pct: 64.3

Rebounds/game: 34.8
Assists/game: 12.1
Turnovers/game: 16.2
Assist/turnover ratio: 0.7
Steals/game: 9.6
Blocks/game: 2.3

2019-20 STATISTICS (SBC ONLY)

2019-20 Arkansas St. Women's Basketball
Arkansas State Team Game-by-Game (as of Feb 22, 2020)
Conference games only

TEAM STATISTICS

				Total		3-Pointers		Free throws		Rebounds										
Opponent	Date	Score		fg-fga	pct	3fg-fga	pct	ft-fta	pct	off	def	tot	avg	pf	a	t/o	blk	stl	pts	avg
at UT Arlington	01/02/20	44-71	L	16-50	.320	4-14	.286	8-14	.571	7	26	33	33.0	12	7	23	1	10	44	44.0
at Texas St.	01/04/20	56-53	W	16-57	.281	6-23	.261	18-22	.818	9	26	35	34.0	19	9	9	1	15	56	50.0
GEORGIA ST.	01/09/20	70-68	Wot	23-70	.329	6-22	.273	18-25	.720	13	25	38	35.3	20	15	7	2	14	70	56.7
GA. SOUTHERN	01/11/20	69-62	W	24-53	.453	5-21	.238	16-22	.727	3	25	28	33.5	15	18	14	1	6	69	59.8
APPALACHIAN ST.	01/16/20	76-58	W	29-54	.537	11-19	.579	7-11	.636	10	22	32	33.2	12	23	14	0	10	76	63.0
at Little Rock	01/18/20	58-67	L	22-42	.524	5-17	.294	9-11	.818	5	23	28	32.3	10	9	22	1	4	58	62.2
at Louisiana	01/23/20	43-83	L	15-40	.375	2-14	.143	11-19	.579	4	19	23	31.0	17	7	20	3	5	43	59.4
COASTAL CAROLINA	01/25/20	63-61	W	23-65	.354	6-19	.316	11-16	.688	10	33	43	32.5	9	12	14	2	11	63	59.9
at La.-Monroe	02/01/20	54-53	W	19-64	.297	4-26	.154	12-20	.600	14	22	36	32.9	11	11	10	2	11	54	59.2
at Georgia St.	02/06/20	56-67	L	19-61	.311	8-29	.276	10-13	.769	11	26	37	33.3	17	10	12	3	4	56	58.9
at Ga. Southern	02/08/20	67-80	L	26-64	.406	7-26	.269	8-16	.500	8	19	27	32.7	25	10	14	3	13	67	59.6
UT ARLINGTON	02/13/20	62-89	L	18-50	.360	5-22	.227	21-26	.808	6	20	26	32.2	15	9	19	3	10	62	59.8
TEXAS ST.	02/15/20	69-83	L	26-59	.441	7-18	.389	10-16	.625	9	26	35	32.4	23	14	14	1	7	69	60.5
at South Alabama	02/20/20	71-87	L	28-74	.378	7-28	.250	8-13	.615	9	17	26	31.9	14	18	9	4	14	71	61.3
at Troy	02/22/20	64-79	L	22-77	.286	7-31	.226	13-23	.565	12	25	37	32.3	22	10	6	2	11	64	61.5
Arkansas State		922		326-880	.370	90-329	.274	180-267	.674	130	354	484	32.3	241	182	207	29	145	922	61.5
Opponents		1063		400-915	.437	120-341	.352	143-211	.678	182	459	641	42.7	245	272	261	52	98	1063	70.9

Games played: 15
Points/game: 61.5
FG Pct: 37.0
3FG Pct: 27.4
FT Pct: 67.4

Rebounds/game: 32.3
Assists/game: 12.1
Turnovers/game: 13.8
Assist/turnover ratio: 0.9
Steals/game: 9.7
Blocks/game: 1.9

2019-20 STATISTICS

2019-20 Arkansas St. Women's Basketball
Arkansas State Team Game-by-Game Comparison (as of Feb 22, 2020)
All games

Opponent	1st	2nd	Score	Mar	Total FG	FG Pct	3-Pointers	3FG Pct	Free Throws	FT Pct	Rebounds		Assist	T/Over	Block	Steal	Fouls
CENTRAL BAPTIST	46/27	42/36	88-63	+25	29-73/23-70	.397/.329	15-32/6-22	.469/.273	15-23/11-17	.652/.647	64/36	+28	20/9	26/14	9/0	10/11	22/21
Tulsa	29/36	48/43	77-79	(2)	28-70/29-69	.400/.420	5-17/5-22	.294/.227	16-31/16-23	.516/.696	56/40	+16	8/24	13/9	4/2	4/8	25/25
SOUTHEAST MO. ST.	29/40	38/39	67-79	(12)	26-73/30-68	.356/.441	5-22/7-25	.227/.280	10-14/12-16	.714/.750	38/52	(14)	14/20	7/12	3/3	3/3	13/15
DePaul	35/64	29/45	64-109	(45)	23-48/44-90	.479/.489	3-13/16-42	.231/.381	15-25/5-7	.600/.714	26/48	(22)	13/39	27/15	3/2	3/13	9/21
N.C. A&T	32/25	18/30	50-55	(5)	15-52/22-64	.288/.344	5-33/4-30	.152/.133	15-19/7-10	.789/.700	37/45	(8)	8/12	21/21	1/3	13/9	16/19
Murray St.	24/38	38/39	62-77	(15)	22-58/24-57	.379/.421	4-18/7-21	.222/.333	14-23/22-26	.609/.846	36/37	(1)	11/12	17/15	5/5	12/7	19/20
San Diego State	34/26	37/36	71-62	+9	26-53/23-56	.491/.411	8-16/9-25	.500/.360	11-20/7-10	.550/.700	35/27	+8	18/20	15/14	1/5	9/6	14/18
ARK.-PINE BLUFF	43/35	38/25	81-60	+21	29-60/22-58	.483/.379	7-18/5-14	.389/.357	16-26/11-16	.615/.688	35/37	(2)	20/15	18/23	2/2	17/11	16/21
Memphis	25/33	25/45	50-78	(28)	16-54/28-60	.296/.467	5-19/9-22	.263/.409	13-28/13-26	.464/.500	34/50	(16)	7/20	21/23	2/6	13/7	28/26
Baylor	19/58	24/53	43-111	(68)	15-52/42-71	.288/.592	2-18/15-33	.111/.455	11-16/12-16	.688/.750	27/41	(14)	4/37	25/8	0/11	4/13	16/14
Louisiana Tech	21/34	33/33	54-67	(13)	19-58/22-53	.328/.415	4-15/5-18	.267/.278	12-18/18-23	.667/.783	33/44	(11)	9/13	24/25	2/3	16/10	24/16
UT Arlington	20/34	24/37	44-71	(27)	16-50/29-66	.320/.439	4-14/9-32	.286/.281	8-14/4-5	.571/.800	33/42	(9)	7/24	23/18	1/7	10/11	12/16
Texas St.	23/21	33/32	56-53	+3	16-57/19-53	.281/.358	6-23/7-17	.261/.412	18-22/8-14	.818/.571	35/43	(8)	9/14	9/19	1/0	15/4	19/17
GEORGIA ST.	27/37	37/27	70-68	+2	23-70/22-58	.329/.379	6-22/8-22	.273/.364	18-25/16-23	.720/.696	38/51	(13)	15/16	7/23	2/7	14/6	20/24
GA. SOUTHERN	35/39	34/23	69-62	+7	24-53/25-70	.453/.357	5-21/7-27	.238/.259	16-22/5-7	.727/.714	28/52	(24)	18/14	14/22	1/2	6/6	15/17
APPALACHIAN ST.	48/29	28/29	76-58	+18	29-54/22-56	.537/.393	11-19/10-27	.579/.370	7-11/4-5	.636/.800	32/28	+4	23/16	14/18	0/1	10/8	12/13
Little Rock	28/25	30/42	58-67	(9)	22-42/27-52	.524/.519	5-17/5-14	.294/.357	9-11/8-14	.818/.571	28/21	+7	9/16	22/11	1/2	4/12	10/11
Louisiana	25/44	18/39	43-83	(40)	15-40/29-57	.375/.509	2-14/11-25	.143/.440	11-19/14-15	.579/.933	23/33	(10)	7/20	20/12	3/3	5/9	17/19
COASTAL CAROLINA	27/25	36/36	63-61	+2	23-65/26-69	.354/.377	6-19/6-24	.316/.250	11-16/3-4	.688/.750	43/46	(3)	12/19	14/16	2/2	11/6	9/16
La.-Monroe	24/35	30/18	54-53	+1	19-64/19-51	.297/.373	4-26/5-22	.154/.227	12-20/10-13	.600/.769	36/42	(6)	11/12	10/21	2/4	11/3	11/17
Georgia St.	26/21	30/46	56-67	(11)	19-61/24-56	.311/.429	8-29/7-14	.276/.500	10-13/12-18	.769/.667	37/40	(3)	10/14	12/11	3/1	4/1	17/11
Ga. Southern	29/39	38/41	67-80	(13)	26-64/28-63	.406/.444	7-26/10-25	.269/.400	8-16/14-25	.500/.560	27/55	(28)	10/15	14/22	3/1	13/5	25/16
UT ARLINGTON	38/43	24/46	62-89	(27)	18-50/36-68	.360/.529	5-22/12-24	.227/.500	21-26/5-8	.808/.625	26/41	(15)	9/27	19/18	3/5	10/15	15/21
TEXAS ST.	39/47	30/36	69-83	(14)	26-59/30-62	.441/.484	7-18/9-21	.389/.429	10-16/16-20	.625/.800	35/36	(1)	14/23	14/11	1/1	7/5	23/19
South Alabama	29/45	42/42	71-87	(16)	28-74/31-58	.378/.534	7-28/12-26	.250/.462	8-13/13-19	.615/.684	26/42	(16)	18/19	9/21	4/8	14/5	14/13
Troy	29/36	35/43	64-79	(15)	22-77/33-76	.286/.434	7-31/2-21	.226/.095	13-23/11-21	.565/.524	37/69	(32)	10/23	6/18	2/8	11/2	22/15

Note: Game totals are displayed in the format TEAM/OPPONENT for each category

2019-20 BOX SCORES

Game 1: A-State 88, Central Baptist 63

Official Basketball Box Score - Final
Central Baptist at Arkansas State
11/06/19 First National Bank Arena, Jonesboro
2019-20 Women's Basketball

Game Time: 11:00 PM
Game Duration: 1:50
Attendance: 948

Officials: Royce Blevins, Jessica Fortner, Joshua Hall

Central Baptist - 63 Record: 1-0

NO.	Name		Min	FG M-A	3P M-A	FT M-A	Rebounds OR	DR	TOT	Fouls PF	FD	TP	AS	TO	ST	Blocks BS	BA	+/-
33	Sierra Carrier	F	21:06	3-8	0-1	2-2	0	3	3	4	2	8	0	1	0	0	2	-10
2	Augustus Alexis	G	31:52	5-15	1-2	0-0	5	2	7	3	3	11	2	1	2	0	1	-13
3	Kendra Cummings	G	26:47	5-12	0-1	0-1	3	2	5	0	2	10	1	0	2	0	0	-23
4	Kory Westerman	G	28:13	5-10	2-2	5-6	3	6	9	3	4	17	0	0	3	0	2	-20
22	Holly Allen	G	24:14	2-9	1-5	0-0	1	2	3	2	2	5	2	3	1	0	2	-18
20	Aaliyah Cash		09:14	0-1	0-1	0-2	0	0	0	0	2	0	1	4	3	0	0	-9
32	Chrishey Wilkes		18:54	0-0	0-0	2-4	1	3	4	3	3	2	0	1	0	0	0	-15
24	Maegan Parham		09:27	0-2	0-2	0-0	0	1	1	0	1	0	1	1	0	0	0	0
5	Whitney Green		05:44	0-0	0-0	0-0	0	0	0	2	2	0	0	1	0	0	0	-7
15	Alaina Ellis		09:33	0-6	0-4	2-2	1	0	1	2	1	2	0	1	0	0	1	-10
1	Macey Decker		12:29	2-5	2-4	0-0	0	1	1	2	0	6	2	0	0	0	1	6
10	Macie Hopkins		01:44	1-2	0-0	0-0	0	0	0	0	0	2	0	0	0	0	0	-3
40	Maddy Carrier		00:43	0-0	0-0	0-0	0	0	0	0	0	0	0	0	0	0	0	-3
Team							1	0	1			0		1				
Totals				23-70	6-22	11-17	15	20	35	21	22	63	9	14	11	0	9	-25

Shooting By Period		
1st FG%	6-19	31.6%
3PT%	1-2	50.0%
FT%	2-2	100%
2nd FG%	3-17	17.6%
3PT%	0-5	0.0%
FT%	6-6	100%
3rd FG%	7-20	35.0%
3PT%	2-9	22.2%
FT%	1-3	33.3%
4th FG%	7-14	50.0%
3PT%	3-6	50.0%
FT%	2-6	33.3%
GM FG%	23-70	32.9%
3PT%	6-22	27.3%
FT%	11-17	64.7%

Dead Ball Rebounds: 3, 0

Technical Fouls::NONE

Arkansas State - 88 Record: 1-0

NO.	Name		Min	FG M-A	3P M-A	FT M-A	Rebounds OR	DR	TOT	Fouls PF	FD	TP	AS	TO	ST	Blocks BS	BA	+/-
21	Shameka Tubbs	F	19:55	2-3	0-0	1-1	3	1	4	2	2	5	0	1	1	2	0	23
35	Peyton Martin	F	22:57	5-9	0-0	1-1	5	3	8	3	1	11	1	4	0	0	0	6
1	Jireh Washington	G	24:18	2-9	0-2	5-6	2	6	8	2	4	9	7	6	1	0	0	21
3	Morgan Wallace	G	22:00	1-6	0-1	0-0	5	10	15	2	2	2	4	2	3	0	0	5
5	Payton Tennison	G	24:25	8-13	8-11	2-2	0	2	2	0	1	26	4	3	2	3	0	7
0	Jada Ford		21:44	4-9	4-9	1-2	1	0	1	1	1	13	1	2	1	0	0	19
2	Starr Taylor		17:10	0-2	0-0	0-0	2	3	5	2	0	0	1	2	1	0	0	6
25	Kayla Williams		16:54	3-6	2-2	0-0	1	2	3	3	0	8	0	3	1	3	0	17
23	Trinitee Jackson		13:06	3-9	0-0	5-11	10	7	17	2	10	11	0	1	0	1	0	10
4	Mya Love		06:04	0-1	0-1	0-0	0	0	0	4	0	0	0	0	0	0	0	-9
14	Hailee Erickson		11:27	1-6	1-6	0-0	0	1	1	1	0	3	2	0	0	0	0	20
Team							0	0	0			0		2				
Totals				29-73	15-32	15-23	29	35	64	22	21	88	20	26	10	9	0	25

Shooting By Period		
1st FG%	8-14	57.1%
3PT%	7-7	100.0%
FT%	2-4	50%
2nd FG%	6-17	35.3%
3PT%	3-10	30.0%
FT%	6-9	66.7%
3rd FG%	10-27	37.0%
3PT%	3-7	42.9%
FT%	5-8	62.5%
4th FG%	5-15	33.3%
3PT%	2-8	25.0%
FT%	2-2	100%
GM FG%	29-73	39.7%
3PT%	15-32	46.9%
FT%	15-23	65.2%

Dead Ball Rebounds: 3, 0

Technical Fouls::NONE

	CBC	ASU
Biggest lead	2 (1st 8:04)	37 (3rd 2:45)
Best Scoring Run	8(4th 7:56)	16(3rd 3:59)
Lead Changes	2	
Times Tied	1	
Time with Lead	00:13	39:00

Points from	CBC	ASU
Turnovers	24	13
Paint	28	26
Second Chance	12	14
Fast Breaks	0	28
Bench	12	35

Period by Period Scoring	1st	2nd	3rd	4th	TOT
CBC	15	12	17	19	63
ASU	25	21	28	14	88

Game 2: Tulsa 79, A-State 77

Official Basketball Box Score - Final
Arkansas State at Tulsa
11/09/19 Donald W Reynolds Center, Tulsa, Okla.
2019-20 Women's Basketball

Game Time: 8:00 PM
Game Duration: 2:05
Attendance: 791

Officials: Bryan Enterline, Krystle Apellaniz, Trey Miles

Arkansas State - 77 Record: 1-1

NO.	Name		Min	FG M-A	3P M-A	FT M-A	Rebounds OR	DR	TOT	Fouls PF	FD	TP	AS	TO	ST	Blocks BS	BA	+/-
21	Shameka Tubbs	F	08:01	0-2	0-0	0-0	3	2	5	4	1	0	0	0	0	0	1	1
35	Peyton Martin	F	37:42	7-14	0-1	4-8	4	10	14	1	5	18	1	2	0	2	0	0
1	Jireh Washington	G	23:43	10-17	0-1	4-4	4	3	7	5	3	24	5	3	0	0	0	11
3	Morgan Wallace	G	37:39	4-16	0-5	4-9	3	6	9	5	7	12	0	1	1	0	1	1
5	Payton Tennison	G	17:47	2-6	2-5	1-2	0	2	2	2	1	7	0	1	1	1	0	-8
23	Trinitee Jackson		12:25	2-3	0-0	1-4	1	4	5	3	3	5	0	0	0	0	0	-8
0	Jada Ford		27:22	2-4	2-2	0-0	0	0	0	2	1	6	0	0	0	0	0	2
2	Starr Taylor		10:28	1-4	1-1	2-2	0	2	2	1	2	5	0	2	1	0	0	-7
25	Kayla Williams		04:58	0-1	0-0	0-2	0	2	2	1	1	0	0	1	0	1	0	-8
50	Madison Heckert		16:36	0-2	0-1	0-0	1	4	5	1	1	0	1	3	1	0	0	6
14	Hailee Erickson		03:19	0-1	0-1	0-0	0	0	0	0	0	0	1	0	0	0	0	0
Team							4	1	5				0		0			
Totals				28-70	5-17	16-31	20	36	56	25	25	77	8	13	4	4	2	-2

Shooting By Period		
1st FG%	4-17	23.5%
3PT%	1-4	25.0%
FT%	2-8	25%
2nd FG%	8-17	47.1%
3PT%	1-3	33.3%
FT%	1-2	50%
3rd FG%	5-13	38.5%
3PT%	0-5	0.0%
FT%	7-12	58.3%
4th FG%	11-23	47.8%
3PT%	3-5	60.0%
FT%	6-9	66.7%
GM FG%	28-70	40.0%
3PT%	5-17	29.4%
FT%	16-31	51.6%

Dead Ball Rebounds: 7, 0

Technical Fouls::NONE

Tulsa - 79 Record: 1-1

NO.	Name		Min	FG M-A	3P M-A	FT M-A	Rebounds OR	DR	TOT	Fouls PF	FD	TP	AS	TO	ST	Blocks BS	BA	+/-
00	Kendrian Elliott	F	36:49	16-19	0-1	6-9	5	7	12	2	10	38	1	1	0	2	0	2
32	Desiree Lewis	F	09:26	0-0	0-0	0-0	0	1	1	4	0	0	1	0	1	0	0	3
10	Alexis Gaulden	G	22:58	0-12	0-6	5-6	1	3	4	4	7	5	8	2	1	0	0	10
11	Maddie Bittle	G	28:28	1-6	1-5	0-0	0	2	2	3	0	3	4	3	1	0	1	0
22	Morgan Brady	G	36:18	5-13	3-7	3-4	0	6	6	3	6	16	1	2	1	0	2	7
4	Addison Richards		27:35	4-8	0-0	1-2	0	3	3	4	1	9	3	0	1	0	1	2
21	Rebecca Lescay		02:19	0-1	0-0	0-0	0	1	1	0	0	0	0	0	0	0	0	-3
20	Elin Hrafnkelsdottir		06:10	0-2	0-0	0-0	0	1	1	3	0	0	0	1	0	0	0	-3
15	KK Rodriguez		19:11	3-7	1-2	0-0	1	3	4	1	0	7	4	0	2	0	0	-3
23	Kayla Moutry		05:35	0-1	0-1	0-0	0	1	1	0	0	0	1	0	0	0	0	-2
1	Destiny Johnson		05:11	0-0	0-0	1-2	0	0	0	1	1	1	1	0	1	0	0	-3
Team							3	2	5				0		0			
Totals				29-69	5-22	16-23	10	30	40	25	25	79	24	9	8	2	4	2

Shooting By Period		
1st FG%	6-17	35.3%
3PT%	2-8	25.0%
FT%	3-4	75%
2nd FG%	8-17	47.1%
3PT%	0-4	0.0%
FT%	3-5	60%
3rd FG%	9-19	47.4%
3PT%	2-4	50.0%
FT%	3-4	75%
4th FG%	6-16	37.5%
3PT%	1-6	16.7%
FT%	7-10	70%
GM FG%	29-69	42.0%
3PT%	5-22	22.7%
FT%	16-23	69.6%

Dead Ball Rebounds: 1, 0

Technical Fouls::NONE

	ASU	TLS
Biggest lead	3 (1st 3:26)	18 (3rd 6:10)
Best Scoring Run	9(4th 2:39)	13(2nd 8:50)
Lead Changes	2	
Times Tied	4	
Time with Lead	01:29	34:18

Points from	ASU	TLS
Turnovers	5	16
Paint	44	38
Second Chance	23	9
Fast Breaks	9	8
Bench	16	17

Period by Period Scoring	1st	2nd	3rd	4th	TOT
ASU	11	18	17	31	77
TLS	17	19	23	20	79

Game 3: SEMO 79, A-State 67

Official Basketball Box Score - Final
SEMO at Arkansas State
11/14/19 First National Bank Arena, Jonesboro, Ark.
2019-20 Women's Basketball

Game Time: 1:00 AM
Game Duration: 1:47
Attendance: 816

Officials: Jody Cantrell, Ashlee Goode, Angel Kent

SEMO - 79 Record: 3-0

NO.	Name		Min	FG M-A	3P M-A	FT M-A	Rebounds OR	DR	TOT	Fouls PF	FD	TP	AS	TO	ST	Blocks BS	BA	+/-
32	Denisha Gardener	F	23:44	2-7	0-0	0-0	5	4	9	3	1	4	1	2	0	0	1	7
2	Carrie Shephard	G	34:54	6-14	4-12	3-3	0	4	4	1	2	19	6	0	1	0	0	18
10	Taelour Pruitt	G	25:51	0-8	0-2	0-0	1	8	9	2	0	0	5	3	1	0	0	5
13	Jessie Harshberger	G	32:03	9-11	3-4	0-0	2	3	5	1	0	21	1	0	0	0	1	11
24	Tesia Thompson	G	32:22	9-16	0-2	8-12	1	6	7	3	8	26	2	3	1	1	1	15
40	Latrese Saine		16:27	1-3	0-0	1-1	2	5	7	3	1	3	1	2	0	2	0	6
34	Sophie Bussard		11:25	1-3	0-2	0-0	1	2	3	0	0	2	1	0	0	0	0	-2
3	Roshala Scott		20:48	2-6	0-3	0-0	5	1	6	2	1	4	3	2	0	0	0	2
12	Sophia Hancock		01:13	0-0	0-0	0-0	0	0	0	0	0	0	0	0	0	0	0	-1
55	Celeste Akoro		01:13	0-0	0-0	0-0	0	1	1	0	0	0	0	0	0	0	0	-1
Team							1	0	1			0		0				
Totals				30-68	7-25	12-16	18	34	52	15	13	79	20	12	3	3	3	12

Shooting By Period		
1st FG%	8-19	42.1%
3PT%	1-5	20.0%
FT%	3-3	100%
2nd FG%	6-15	40.0%
3PT%	4-10	40.0%
FT%	4-5	80%
3rd FG%	8-17	47.1%
3PT%	2-6	33.3%
FT%	3-4	75%
4th FG%	8-17	47.1%
3PT%	0-4	0.0%
FT%	2-4	50%
GM FG%	30-68	44.1%
3PT%	7-25	28.0%
FT%	12-16	75.0%

Dead Ball Rebounds: 1, 0

Technical Fouls::NONE

Arkansas State - 67 Record: 1-2

NO.	Name		Min	FG M-A	3P M-A	FT M-A	Rebounds OR	DR	TOT	Fouls PF	FD	TP	AS	TO	ST	Blocks BS	BA	+/-
35	Peyton Martin	F	32:48	7-18	1-2	4-7	5	4	9	0	6	19	1	0	0	2	0	-3
0	Jada Ford	G	23:35	1-5	0-3	0-0	0	0	0	1	0	2	1	1	0	0	0	-10
1	Jireh Washington	G	30:01	6-14	1-3	4-5	4	3	7	2	4	17	2	2	0	0	1	-6
3	Morgan Wallace	G	31:45	1-8	0-5	0-0	1	5	6	2	3	2	5	4	3	1	0	-10
5	Payton Tennison	G	34:47	5-10	2-5	0-0	0	2	2	3	1	12	2	0	0	0	0	-4
2	Starr Taylor		08:46	1-1	0-0	0-0	0	1	1	0	0	2	3	0	0	0	0	-6
4	Mya Love		04:21	0-1	0-0	0-0	0	0	0	3	0	0	0	0	0	0	0	-4
14	Hailee Erickson		05:11	0-1	0-1	0-0	0	1	1	1	0	0	0	0	0	0	0	-6
21	Shameka Tubbs		08:33	0-1	0-0	0-0	2	0	2	0	0	0	0	0	0	0	1	-5
25	Kayla Williams		06:35	2-4	1-3	0-0	0	4	4	0	0	5	0	0	0	0	0	-3
23	Trinitee Jackson		11:12	3-10	0-0	2-2	3	3	6	1	1	8	0	0	0	0	1	-5
22	Maggie Mahan		01:13	0-0	0-0	0-0	0	0	0	0	0	0	0	0	0	0	0	1
50	Madison Heckert		01:13	0-0	0-0	0-0	0	0	0	0	0	0	0	0	0	0	0	1
Team							0	0	0			0		0				
Totals				26-73	5-22	10-14	15	23	38	13	15	67	14	7	3	3	3	-12

Shooting By Period		
1st FG%	2-18	11.1%
3PT%	0-7	0.0%
FT%	2-3	66.7%
2nd FG%	9-19	47.4%
3PT%	3-5	60.0%
FT%	2-2	100%
3rd FG%	9-17	52.9%
3PT%	1-3	33.3%
FT%	5-6	83.3%
4th FG%	6-19	31.6%
3PT%	1-7	14.3%
FT%	1-3	33.3%
GM FG%	26-73	35.6%
3PT%	5-22	22.7%
FT%	10-14	71.4%

Dead Ball Rebounds: 2, 0

Technical Fouls::NONE

	SEMO	ASU
Biggest lead	19 (2nd 1:12)	0 (1st 10:00)
Best Scoring Run	12(1st 0:26)	10(3rd 9:50)
Lead Changes	0	
Times Tied	0	
Time with Lead	37:45	00:00

Points from	SEMO	ASU
Turnovers	11	11
Paint	38	34
Second Chance	15	12
Fast Breaks	6	4
Bench	9	15

Period by Period Scoring	1st	2nd	3rd	4th	TOT
SEMO	20	20	21	18	79
ASU	6	23	24	14	67

Game 4: DePaul 109, A-State 64

Official Basketball Box Score - Final
Arkansas St. at DePaul
11/22/19 McGrath-Phillips Arena, Chicago
2019-20 Women's Basketball

Game Time: 5:00 PM
Game Duration: 1:49

Officials: Joseph Vaszily, Katie Lukanich, Rebecca Taylor

Arkansas St. - 64 Record: 1-3

NO.	Name		Min	FG M-A	3P M-A	FT M-A	Rebounds OR	DR	TOT	Fouls PF	FD	TP	AS	TO	ST	Blocks BS	BA	+/-
35	Peyton Martin	F	18:47	4-6	0-0	5-7	0	1	1	1	5	13	0	1	0	1	0	-39
0	Jada Ford	G	11:29	0-3	0-3	0-0	0	1	1	0	0	0	0	2	0	0	0	-22
1	Jireh Washington	G	23:22	3-5	0-0	1-6	0	0	0	1	5	7	5	6	0	0	0	-27
3	Morgan Wallace	G	28:11	7-11	1-2	6-8	0	5	5	1	4	21	2	5	2	0	0	-28
5	Payton Tennison	G	14:13	1-2	0-1	0-0	0	1	1	2	0	2	0	1	0	0	0	-42
22	Maggie Mahan		14:12	0-1	0-0	2-2	0	2	2	1	1	2	2	3	0	0	0	-7
2	Starr Taylor		21:58	2-5	0-1	0-0	2	2	4	1	2	4	2	2	1	0	0	-25
25	Kayla Williams		28:31	1-3	0-1	0-0	0	4	4	0	1	2	1	5	0	0	1	-23
21	Shameka Tubbs		09:59	2-2	0-0	0-0	0	2	2	1	1	4	0	0	0	1	0	-3
23	Trinitee Jackson		03:07	1-3	0-0	0-0	0	1	1	0	0	2	0	1	0	0	1	1
4	Mya Love		09:02	0-1	0-0	1-2	0	0	0	0	1	1	0	0	0	0	0	-3
14	Hailee Erickson		09:02	2-5	2-5	0-0	1	1	2	1	0	6	1	1	0	0	0	-3
50	Madison Heckert		08:07	0-1	0-0	0-0	0	0	0	0	1	0	0	0	0	1	0	-4
Team							0	3	3			0		0				
Totals				23-48	3-13	15-25	3	23	26	9	21	64	13	27	3	3	2	-45

Shooting By Period		
1st FG%	5-8	62.5%
3PT%	0-2	0.0%
FT%	5-8	62.5%
2nd FG%	7-11	63.6%
3PT%	1-1	100.0%
FT%	5-10	50%
3rd FG%	6-13	46.2%
3PT%	0-0	0.0%
FT%	2-3	66.7%
4th FG%	5-16	31.3%
3PT%	2-10	20.0%
FT%	3-4	75%
GM FG%	23-48	47.9%
3PT%	3-13	23.1%
FT%	15-25	60.0%

Dead Ball Rebounds: 8, 0

Technical Fouls::NONE

DePaul - 109 Record: 3-1

NO.	Name		Min	FG M-A	3P M-A	FT M-A	Rebounds OR	DR	TOT	Fouls PF	FD	TP	AS	TO	ST	Blocks BS	BA	+/-
22	Chante Stonewall	F	15:10	6-11	1-3	0-0	2	2	4	0	1	13	1	0	5	0	0	38
3	Deja Church	G	18:17	5-13	1-5	1-1	3	2	5	3	3	12	7	2	1	0	0	30
11	Sonya Morris	G	08:54	3-3	3-3	0-0	1	0	1	3	0	9	3	0	0	0	0	30
20	Kelly Campbell	G	16:07	4-6	3-5	0-1	2	2	4	0	1	11	5	0	1	0	0	44
23	Dee Bekelja	G	20:34	5-12	2-7	0-0	3	1	4	1	0	12	8	0	0	0	1	31
2	Maya Stovall		18:39	1-4	1-3	2-2	1	1	2	2	1	5	1	1	0	0	0	20
15	Jolene Daninger		19:09	6-10	4-8	0-0	3	3	6	1	0	16	2	2	3	0	0	23
24	Kayla Caudle		17:39	2-6	0-0	0-0	2	2	4	2	0	4	3	1	1	1	2	6
1	Keke Rimmer		22:30	5-10	0-5	1-1	1	3	4	2	0	11	4	1	1	0	0	-1
30	Marisa Warren		15:42	1-3	1-2	0-0	0	3	3	4	1	3	3	1	1	0	0	4
14	Hannah Purcell		12:44	3-5	0-1	0-0	0	2	2	0	0	6	0	5	0	0	0	2
32	Nadège Jean		14:35	3-7	0-0	1-2	1	0	1	3	2	7	2	2	0	1	0	-2
Team							5	3	8			0		0				
Totals				44-90	16-42	5-7	24	24	48	21	9	109	39	15	13	2	3	45

Shooting By Period		
1st FG%	17-29	58.6%
3PT%	9-16	56.3%
FT%	2-3	66.7%
2nd FG%	8-22	36.4%
3PT%	1-9	11.1%
FT%	2-2	100%
3rd FG%	11-23	47.8%
3PT%	5-12	41.7%
FT%	0-0	0%
4th FG%	8-16	50.0%
3PT%	1-5	20.0%
FT%	1-2	50%
GM FG%	44-90	48.9%
3PT%	16-42	38.1%
FT%	5-7	71.4%

Dead Ball Rebounds: 1, 0

Technical Fouls::NONE

	ARKST	DEPAUL
Biggest lead	0 (1st 10:00)	49 (4th 1:55)
Best Scoring Run	5(1st 0:34)	17(1st 5:03)
Lead Changes	0	
Times Tied	1	
Time with Lead	00:00	39:27

Points from	ARKST	DEPAUL
Turnovers	16	48
Paint	38	52
Second Chance	2	26
Fast Breaks	17	16
Bench	21	52

Period by Period Scoring	1st	2nd	3rd	4th	TOT
ARKST	15	20	14	15	64
DEPAUL	45	19	27	18	109

2019-20 BOX SCORES

Game 5: N.C. A&T 55, A-State 50

Official Basketball Box Score - Final
N.C. A&T at Arkansas St.
11/23/19 McGrath-Philips Arena, Chicago
2019-20 Women's Basketball

Game Time: 7:00 PM
Game Duration: 1:51

Officials: Tom Danaher, Katie Lukanich, Kevin Dillard

N.C. A&T - 55 Record: 3-3

NO.	Name		Min	FG M-A	3P M-A	FT M-A	Rebounds OR	DR	TOT	Fouls PF	FD	TP	AS	TO	ST	Blocks BS	BA	+/-
22	Le'On Hill	F	30:41	5-10	0-0	0-1	3	7	10	3	3	10	0	1	2	0	1	3
15	Alexus Lessears	C	23:40	3-5	0-0	4-5	4	3	7	4	3	10	0	3	0	0	0	4
3	Cinia McCray	G	31:28	3-13	1-8	0-0	2	3	5	1	1	7	0	4	3	0	0	9
5	Mikaya Wilson	G	21:46	1-1	0-0	0-0	0	5	5	2	2	2	2	4	1	0	0	2
13	Deja Winters	G	21:07	0-8	0-5	0-0	0	2	2	1	1	0	4	3	0	0	0	2
31	Jayla Jones-Pack		14:01	0-1	0-0	0-0	2	0	2	4	1	0	1	0	0	1	0	-5
2	Shantell Bostick		07:33	0-1	0-1	0-0	0	1	1	0	0	0	0	1	0	1	0	1
00	Jasmen Walton		10:38	2-3	0-0	0-1	1	0	1	1	1	4	0	0	0	0	0	-3
12	C'Coriea Foy		28:25	6-17	2-12	3-3	1	5	6	2	4	17	4	2	2	1	0	10
1	Kennedy Boyd		10:41	2-5	1-4	0-0	2	1	3	1	0	5	1	2	1	0	0	2
Team							1	2	3			0		1				
Totals				22-64	4-30	7-10	16	29	45	19	16	55	12	21	9	3	1	5

Technical Fouls::NONE

Shooting By Period		
1st FG%	6-17	35.3%
3PT%	1-8	12.5%
FT%	0-1	0%
2nd FG%	4-15	26.7%
3PT%	2-7	28.6%
FT%	2-2	100%
3rd FG%	8-17	47.1%
3PT%	1-7	14.3%
FT%	3-5	60%
4th FG%	4-15	26.7%
3PT%	0-8	0.0%
FT%	2-2	100%
GM FG%	22-64	34.4%
3PT%	4-30	13.3%
FT%	7-10	70.0%

Dead Ball Rebounds: 1, 0

Arkansas St. - 50 Record: 1-4

NO.	Name		Min	FG M-A	3P M-A	FT M-A	Rebounds OR	DR	TOT	Fouls PF	FD	TP	AS	TO	ST	Blocks BS	BA	+/-
25	Kayla Williams	F	13:21	0-4	0-4	0-0	0	4	4	1	0	0	0	1	0	0	0	1
35	Peyton Martin	F	21:45	1-5	0-2	4-6	0	4	4	5	5	6	1	6	2	0	1	4
1	Jireh Washington	G	28:44	1-6	0-3	1-1	1	3	4	1	2	3	2	7	2	0	1	-13
3	Morgan Wallace	G	39:02	5-9	0-4	6-7	3	4	7	1	6	16	3	1	1	0	0	-8
5	Payton Tennison	G	35:43	1-9	1-8	0-0	0	3	3	3	2	3	1	0	3	1	0	-12
0	Jada Ford		26:39	4-12	4-10	0-0	0	1	1	0	0	12	0	0	1	0	0	-6
23	Trinitee Jackson		07:55	0-1	0-0	2-2	1	2	3	1	1	2	0	2	1	0	1	-2
21	Shameka Tubbs		12:44	3-4	0-0	0-1	2	2	4	3	3	6	0	1	1	0	0	-2
2	Starr Taylor		02:10	0-0	0-0	2-2	0	0	0	0	0	2	1	1	0	0	0	5
14	Hailee Erickson		10:04	0-2	0-2	0-0	0	0	0	1	0	0	0	1	2	0	0	6
22	Maggie Mahan		01:53	0-0	0-0	0-0	0	1	1	0	0	0	0	1	0	0	0	2
Team							2	4	6			0		0				
Totals				15-52	5-33	15-19	9	28	37	16	19	50	8	21	13	1	3	-5

Technical Fouls::NONE

Shooting By Period		
1st FG%	6-16	37.5%
3PT%	2-10	20.0%
FT%	3-5	60%
2nd FG%	4-11	36.4%
3PT%	3-7	42.9%
FT%	4-4	100%
3rd FG%	2-13	15.4%
3PT%	0-9	0.0%
FT%	1-2	50%
4th FG%	3-12	25.0%
3PT%	0-7	0.0%
FT%	7-8	87.5%
GM FG%	15-52	28.8%
3PT%	5-33	15.2%
FT%	15-19	78.9%

Dead Ball Rebounds: 3, 0

	NCAT	ARKST
Biggest lead	12 (4th 8:45)	14 (2nd 6:53)
Best Scoring Run	18(4th 8:45)	14(2nd 6:53)
Lead Changes	6	
Times Tied	3	
Time with Lead	18:34	20:12

Points from	NCAT	ARKST
Turnovers	26	19
Paint	32	18
Second Chance	12	6
Fast Breaks	13	8
Bench	26	22

Period by Period Scoring	1st	2nd	3rd	4th	TOT
NCAT	13	12	20	10	55
ARKST	17	15	5	13	50

Game 6: Murray State 77, A-State 62

Official Basketball Box Score - Final
Arkansas St. at Murray St.
11/27/19 CFSB Center, Murray, Ky.
2019-20 Women's Basketball

Game Time: 12:00 AM
Game Duration: 1:54
Attendance: 343

Officials: Royce Blevins, Kristen Jones, Ryan Durham

Arkansas St. - 62 Record: 1-5

NO.	Name		Min	FG M-A	3P M-A	FT M-A	Rebounds OR	DR	TOT	Fouls PF	FD	TP	AS	TO	ST	Blocks BS	BA	+/-
25	Kayla Williams	F	19:07	0-2	0-1	0-0	0	2	2	1	0	0	1	1	1	0	0	-18
35	Peyton Martin	F	33:22	9-15	0-0	5-9	4	1	5	4	9	23	0	1	3	2	0	-8
1	Jireh Washington	G	32:12	6-10	1-2	1-2	1	4	5	2	3	14	4	3	0	1	0	-16
3	Morgan Wallace	G	33:48	2-7	0-1	2-2	1	9	10	3	2	6	1	4	4	1	1	-6
5	Payton Tennison	G	09:43	0-3	0-3	0-0	0	2	2	3	0	0	1	1	0	0	1	-5
0	Jada Ford		27:03	3-13	2-9	2-2	0	0	0	0	1	10	0	2	1	0	2	-8
21	Shameka Tubbs		04:50	0-0	0-0	0-2	0	0	0	0	2	0	1	0	1	1	0	-3
12	Johnna Jones		06:07	0-1	0-0	2-2	0	1	1	0	1	2	0	1	0	0	1	-3
23	Trinitee Jackson		02:52	1-3	0-0	1-2	2	0	2	0	1	3	0	2	0	0	0	-6
14	Hailee Erickson		05:06	0-2	0-1	0-0	0	0	0	1	0	0	1	0	0	0	0	1
4	Mya Love		10:09	0-0	0-0	0-0	2	1	3	2	0	0	1	0	0	0	0	-4
22	Maggie Mahan		15:41	1-2	1-1	1-2	0	0	0	3	1	4	1	1	2	0	0	1
Team							5	1	6			0		1				
Totals				22-58	4-18	14-23	15	21	36	19	20	62	11	17	12	5	5	-15

Technical Fouls::NONE

Shooting By Period		
1st FG%	10-18	55.6%
3PT%	1-6	16.7%
FT%	1-2	50%
GM FG%	22-58	37.9%
3PT%	4-18	22.2%
FT%	14-23	60.9%

Dead Ball Rebounds: 6, 0

Murray St. - 77 Record: 4-2

NO.	Name		Min	FG M-A	3P M-A	FT M-A	Rebounds OR	DR	TOT	Fouls PF	FD	TP	AS	TO	ST	Blocks BS	BA	+/-
11	Laci Hawthorne	F	37:42	5-10	0-0	2-4	3	5	8	2	2	12	2	0	2	2	1	11
32	Alexis Burpo	F	37:52	3-10	1-3	3-4	2	7	9	3	2	10	4	3	2	0	0	18
44	Macie Gibson	F	20:08	2-4	1-2	0-0	2	1	3	4	0	5	1	2	0	0	0	1
4	Lex Mayes	G	33:32	5-10	2-7	6-7	2	2	4	2	7	18	1	0	2	0	0	16
5	Macey Turley	G	36:40	7-15	3-7	11-11	3	1	4	1	8	28	2	8	1	0	2	20
20	Cekeya Mack		05:28	1-3	0-0	0-0	1	2	3	4	0	2	2	0	0	2	1	3
12	Jentri Worley		11:18	1-4	0-2	0-0	0	1	1	0	0	2	0	1	0	0	1	-6
2	Sadie Hill		16:45	0-1	0-0	0-0	0	2	2	4	0	0	0	1	0	1	0	14
1	Raegan Blackburn		00:35	0-0	0-0	0-0	0	0	0	0	0	0	0	0	0	0	0	-2
Team							0	3	3			0		0				
Totals				24-57	7-21	22-26	13	24	37	20	19	77	12	15	7	5	5	15

Technical Fouls::NONE

Shooting By Period		
1st FG%	7-18	38.9%
3PT%	1-6	16.7%
FT%	2-3	66.7%
2nd FG%	8-17	47.1%
3PT%	3-7	42.9%
FT%	2-3	66.7%
3rd FG%	6-12	50.0%
3PT%	2-4	50.0%
FT%	2-2	100%
4th FG%	3-10	30.0%
3PT%	1-4	25.0%
FT%	16-18	88.9%
GM FG%	24-57	42.1%
3PT%	7-21	33.3%
FT%	22-26	84.6%

Dead Ball Rebounds: 3, 0

	ASU	MUR
Biggest lead	1 (1st 5:14)	19 (3rd 2:36)
Best Scoring Run	8(4th 5:40)	13(2nd 0:56)
Lead Changes	2	
Times Tied	2	
Time with Lead	00:59	37:30

Points from	ASU	MUR
Turnovers	13	23
Paint	36	32
Second Chance	14	18
Fast Breaks	6	12
Bench	19	4

Period by Period Scoring	1st	2nd	3rd	4th	TOT
ASU	16	8	16	22	62
MUR	17	21	16	23	77

Game 7: A-State 71, San Diego State 62

Official Basketball Box Score -- Game Totals -- Final Statistics
Arkansas St. vs San Diego State
11/30/19 1:05 p.m. at Steve Fisher Court at Viejas Arena

Arkansas St. 71 • 2-5

##	Player		Total FG-FGA	3-Ptr FG-FGA	FT-FTA	Rebounds Off	Def	Tot	PF	TP	A	TO	Blk	Stl	Min
21	Tubbs, Shameka	f	1-2	0-0	0-0	2	2	4	2	2	2	3	0	1	22
00	Ford, Jada	g	3-9	2-6	0-0	0	2	2	1	8	1	1	0	1	28
01	Washington, Jireh	g	7-13	1-1	5-8	1	2	3	1	20	1	3	0	2	28
03	Wallace, Morgan	g	4-9	0-1	2-6	2	6	8	2	10	3	0	0	0	36
22	Mahan, Maggie	g	0-0	0-0	2-2	0	0	0	1	2	3	1	0	0	13
02	Taylor, Starr		0-1	0-0	0-0	2	1	3	2	0	3	2	0	1	12
04	Love, Mya		1-2	0-1	1-2	1	2	3	1	3	1	0	0	3	15
05	Tennison, Payton		5-5	4-4	0-0	0	4	4	1	14	3	0	1	0	24
23	Jackson, Trinitee		4-9	0-0	1-2	4	3	7	2	9	1	3	0	1	15
25	Williams, Kayla		1-3	1-3	0-0	0	0	0	1	3	0	1	0	0	7
	Team					1	0	1				1			
	Totals		26-53	8-16	11-20	13	22	35	14	71	18	15	1	9	200

1st - FG %:	6-13	46.2%	2nd:	6-15	40.0%	3rd:	7-11	63.6%	4th:	7-14	50.0%
3FG %:	2-3	66.7%		3-9	33.3%		1-2	50.0%		2-2	100.0%
FT %:	3-6	50.0%		2-6	33.3%		2-2	100.0%		4-6	66.7%

Game:	26-53	49.1%
	8-16	50.0%
	11-20	55.0%

Deadball Rebounds 5,3

San Diego State 62 • 3-5

##	Player		Total FG-FGA	3-Ptr FG-FGA	FT-FTA	Rebounds Off	Def	Tot	PF	TP	A	TO	Blk	Stl	Min
34	VANDERDOES, Baylee	f	1-2	0-0	0-0	0	4	4	0	2	0	1	0	0	8
00	VILLA, Kennedi	g	0-1	0-0	0-0	1	0	1	4	0	3	0	0	1	22
02	RAMOS, Sophia	g	5-14	2-6	3-3	1	3	4	3	15	5	1	0	0	35
05	ADAMS, Tea	g	5-13	3-7	3-5	1	4	5	2	16	8	2	0	4	30
25	KALMER, Taylor	g	5-10	3-6	0-0	1	2	3	4	13	2	4	0	0	35
04	TERRY, Monique		3-5	0-0	0-0	2	1	3	4	6	1	0	1	1	25
10	HERNANDEZ, Isabela		2-8	1-6	0-0	0	0	0	1	5	1	1	2	0	26
15	PEREZ, Jayden		0-0	0-0	0-0	0	0	0	0	0	0	1	0	0	4
22	DORNSTAUDER, Zayn		2-3	0-0	0-0	0	3	3	0	4	0	2	2	0	12
24	EDWARDS, Kiara		0-0	0-0	1-2	0	0	0	0	1	0	0	0	0	2
45	EKWEDIKE, Naomi		0-0	0-0	0-0	0	0	0	0	0	0	1	0	0	1
	Team					3	1	4				1			
	Totals		23-56	9-25	7-10	9	18	27	18	62	20	14	5	6	200

1st - FG %:	5-10	50.0%	2nd:	5-13	38.5%	3rd:	7-17	41.2%	4th:	6-16	37.5%
3FG %:	2-5	40.0%		1-4	25.0%		3-6	50.0%		3-10	30.0%
FT %:	1-2	50.0%		2-3	66.7%		2-3	66.7%		2-2	100.0%

Game:	23-56	41.1%
	9-25	36.0%
	7-10	70.0%

Deadball Rebounds 2

Officials: Brad Schmidt, Nicole Leon, Gordon Torigoe
Technical fouls: Arkansas St.-None. San Diego State-None.
Attendance: 1788

Score by periods	1st	2nd	3rd	4th	Total
Arkansas St.	17	17	17	20	**71**
San Diego State	13	13	19	17	**62**

Game 8: A-State 81, UAPB 60

Official Basketball Box Score - Final
Arkansas-Pine Bluff at Arkansas State
12/10/19 First National Bank Arena, Jonesboro, Ark.
2019-20 Women's Basketball

Game Time: 1:00 AM
Game Duration: 1:56
Attendance: 591

Officials: Brian Garland, Molly Caldwell, Daniel Drake

Arkansas-Pine Bluff - 60 Record: 0-7

NO.	Name		Min	FG M-A	3P M-A	FT M-A	Rebounds OR	DR	TOT	Fouls PF	FD	TP	AS	TO	ST	Blocks BS	BA	+/-
33	Nissa Sam-Grant	C	28:46	1-1	0-0	1-2	2	5	7	2	1	3	2	0	1	2	0	-17
1	Kyeonia Harris	G	34:42	7-12	2-5	2-3	1	3	4	4	2	18	3	4	3	0	0	-15
4	Jayla Atmore	G	25:52	6-13	1-2	5-6	1	5	6	1	3	18	2	4	2	0	0	-4
5	Trasity Totten	G	25:09	3-12	0-3	3-4	3	5	8	3	3	9	3	1	0	0	0	-3
24	Noe'll Taylor	G	23:31	2-5	0-0	0-1	0	1	1	2	1	4	2	5	2	0	1	-4
21	Aiya El Hassan		18:08	2-5	1-1	0-0	3	0	3	3	5	5	2	4	1	0	0	2
30	Tyler Pyburn		20:32	1-6	1-3	0-0	1	1	2	0	0	3	0	0	0	0	0	-26
41	Morgan Christian		06:31	0-2	0-0	0-0	1	1	2	4	1	0	0	2	0	0	0	-14
12	Brit'Nee Terry		09:00	0-2	0-0	0-0	0	3	3	1	0	0	1	1	1	0	1	-7
32	Sha'Kendra Tillry		02:55	0-0	0-0	0-0	0	1	1	0	0	0	0	0	0	0	0	-5
11	Oluwatunmise Amusa		04:54	0-0	0-0	0-0	0	0	0	1	0	0	0	1	1	0	0	-12
Team							0	0	0			0		1				
Totals				22-58	5-14	11-16	12	25	37	21	16	60	15	23	11	2	2	-21

Technical Fouls: Christian 4th 8:12

Shooting By Period		
1st FG%	7-12	58.3%
3PT%	2-2	100.0%
FT%	4-4	100%
2nd FG%	6-18	33.3%
3PT%	2-5	40.0%
FT%	1-2	50%
3rd FG%	2-11	18.2%
3PT%	0-2	0.0%
FT%	1-2	50%
4th FG%	7-17	41.2%
3PT%	1-5	20.0%
FT%	5-8	62.5%
GM FG%	22-58	37.9%
3PT%	5-14	35.7%
FT%	11-16	68.8%

Dead Ball Rebounds: 4, 0

Arkansas State - 81 Record: 3-5

NO.	Name		Min	FG M-A	3P M-A	FT M-A	Rebounds OR	DR	TOT	Fouls PF	FD	TP	AS	TO	ST	Blocks BS	BA	+/-
21	Shameka Tubbs	F	11:04	0-0	0-0	2-2	0	3	3	3	1	2	0	0	0	1	0	-4
0	Jada Ford	G	18:16	3-8	3-5	0-0	0	5	5	1	0	9	1	3	1	0	0	7
1	Jireh Washington	G	29:06	5-10	0-1	1-1	0	3	3	1	6	11	8	3	2	0	1	23
3	Morgan Wallace	G	25:04	5-9	0-1	3-5	3	4	7	2	3	13	0	0	2	0	1	13
22	Maggie Mahan	G	14:12	1-4	0-1	2-2	1	0	1	0	1	4	4	0	0	0	0	14
35	Peyton Martin		25:36	8-11	0-0	2-8	5	4	9	2	4	18	2	3	5	1	0	30
5	Payton Tennison		20:47	5-8	3-6	2-2	0	0	0	0	1	15	0	1	3	0	0	22
4	Mya Love		10:02	0-1	0-0	0-0	0	1	1	1	0	0	0	0	0	1	0	11
2	Starr Taylor		07:22	0-1	0-0	0-0	1	2	3	2	1	0	3	3	1	0	0	3
23	Trinitee Jackson		04:24	0-1	0-0	0-0	0	0	0	0	0	0	0	0	0	0	0	-1
12	Johnna Jones		10:51	1-3	0-1	0-0	0	1	1	1	0	2	1	3	2	0	0	-1
25	Kayla Williams		11:46	0-2	0-1	4-6	0	1	1	2	3	4	1	2	0	0	0	1
14	Hailee Erickson		07:58	1-2	1-2	0-0	0	0	0	0	0	3	0	0	0	0	0	-8
50	Madison Heckert		03:32	0-0	0-0	0-0	0	0	0	1	0	0	0	0	0	0	0	-5
Team							0	1	1			0		0				
Totals				29-60	7-18	16-26	10	25	35	16	20	81	20	18	17	2	2	21

Technical Fouls::NONE

Shooting By Period		
1st FG%	7-17	41.2%
3PT%	1-5	20.0%
FT%	3-5	60%
2nd FG%	8-16	50.0%
3PT%	5-6	83.3%
FT%	4-6	66.7%
3rd FG%	10-16	62.5%
3PT%	0-3	0.0%
FT%	3-7	42.9%
4th FG%	4-11	36.4%
3PT%	1-4	25.0%
FT%	6-8	75%
GM FG%	29-60	48.3%
3PT%	7-18	38.9%
FT%	16-26	61.5%

Dead Ball Rebounds: 6, 0

	UAPB	ASU
Biggest lead	10 (1st 5:25)	29 (4th 8:04)
Best Scoring Run	10(1st 5:25)	16(3rd 0:00)
Lead Changes	3	
Times Tied	2	
Time with Lead	08:30	29:12

Points from	UAPB	ASU
Turnovers	17	30
Paint	28	42
Second Chance	8	11
Fast Breaks	20	14
Bench	8	42

Period by Period Scoring	1st	2nd	3rd	4th	TOT
UAPB	20	15	5	20	60
ASU	18	25	23	15	81

2019-20 BOX SCORES

Game 9: Memphis 78, A-State 50

Official Basketball Box Score - Final
Arkansas St. at Memphis
12/14/19 Elma Roane Fieldhouse, Memphis
2019-20 Women's Basketball

Game Time: 8:00 PM
Game Duration: 1:55
Attendance: 392

Officials: Kathleen Lynch, Tom Danaher, Josh Hall

Arkansas St. - 50 Record: 3-6

NO.	Name		Min	FG M-A	3P M-A	FT M-A	Rebounds OR	DR	TOT	Fouls PF	FD	TP	AS	TO	ST	Blocks BS	BA	+/-
35	Peyton Martin	F	21:43	1-8	0-1	3-10	1	4	5	3	6	5	0	2	1	0	2	-22
00	Jada Ford	G	22:01	3-10	2-6	5-5	0	1	1	5	3	13	0	2	3	0	0	-18
1	Jireh Washington	G	22:28	1-4	0-0	1-4	0	2	2	4	3	3	2	7	2	0	0	-24
3	Morgan Wallace	G	37:25	2-9	0-2	3-6	6	2	8	2	7	7	2	2	3	0	2	-30
22	Maggie Mahan	G	10:25	0-1	0-0	0-0	0	3	3	1	0	0	0	1	0	0	1	-3
4	Mya Love		08:27	2-3	0-1	1-3	1	1	2	2	4	5	0	0	1	0	0	-2
12	Johnna Jones		09:35	1-2	0-1	0-0	0	0	0	0	0	2	1	0	1	0	0	-5
5	Payton Tennison		09:24	0-1	0-1	0-0	0	2	2	4	0	0	0	0	1	0	0	-5
21	Shameka Tubbs		11:10	1-2	0-0	0-0	1	2	3	3	0	2	0	2	0	1	0	-6
23	Trinitee Jackson		04:11	0-3	0-0	0-0	1	3	4	1	1	0	0	3	1	1	1	2
25	Kayla Williams		22:51	5-9	3-5	0-0	0	1	1	2	0	13	0	0	0	0	0	-14
2	Starr Taylor		10:02	0-0	0-0	0-0	0	2	2	0	1	0	2	0	0	0	0	-6
14	Hailee Erickson		07:22	0-2	0-2	0-0	0	0	0	1	0	0	0	2	0	0	0	-5
50	Madison Heckert		02:56	0-0	0-0	0-0	0	0	0	0	1	0	0	0	0	0	0	-2
Team							1	0	1			0		0				
Totals				16-54	5-19	13-28	11	23	34	28	26	50	7	21	13	2	6	-28

Technical Fouls::NONE

Shooting By Period		
1st FG%	5-16	31.3%
3PT%	1-5	20.0%
FT%	6-8	75%
2nd FG%	3-12	25.0%
3PT%	2-7	28.6%
FT%	0-0	0%
3rd FG%	4-13	30.8%
3PT%	1-4	25.0%
FT%	1-4	25%
4th FG%	4-13	30.8%
3PT%	1-3	33.3%
FT%	6-16	37.5%
GM FG%	16-54	29.6%
3PT%	5-19	26.3%
FT%	13-28	46.4%

Dead Ball Rebounds: 7, 0

Memphis - 78 Record: 6-4

NO.	Name		Min	FG M-A	3P M-A	FT M-A	Rebounds OR	DR	TOT	Fouls PF	FD	TP	AS	TO	ST	Blocks BS	BA	+/-
20	Keke Hunter	F	27:37	4-12	0-0	3-4	8	9	17	4	5	11	5	4	0	0	1	30
32	Dulcy Mendjiadeu Fankam	F	21:16	4-8	0-0	1-3	1	5	6	5	2	9	1	7	1	2	0	12
3	Gazmyne Herndon	G	21:44	1-1	0-0	4-8	0	2	2	2	5	6	2	1	2	0	0	21
5	Aerial Wilson	G	24:18	1-4	0-3	0-0	1	2	3	3	4	2	3	1	1	0	0	18
23	Jamirah Shutes	G	33:09	6-11	4-7	1-3	2	5	7	2	4	17	4	5	2	1	0	19
33	Alana Davis		23:42	4-6	0-0	4-6	1	5	6	1	6	12	0	2	1	0	1	10
2	Madison Griggs		20:01	4-7	4-7	0-0	1	1	2	3	1	12	3	1	0	0	0	10
35	Julan McDonald		20:48	3-10	1-5	0-2	0	3	3	4	1	7	2	2	0	3	0	16
52	Lanyce Williams		07:25	1-1	0-0	0-0	0	0	0	2	0	2	0	0	0	0	0	4
Team							2	2	4			0		0				
Totals				28-60	9-22	13-26	16	34	50	26	28	78	20	23	7	6	2	28

Technical Fouls::NONE

Shooting By Period		
1st FG%	6-12	50.0%
3PT%	1-2	50.0%
FT%	6-14	42.9%
2nd FG%	6-15	40.0%
3PT%	2-5	40.0%
FT%	0-1	0%
3rd FG%	6-14	42.9%
3PT%	3-6	50.0%
FT%	5-8	62.5%
4th FG%	10-19	52.6%
3PT%	3-9	33.3%
FT%	2-3	66.7%
GM FG%	28-60	46.7%
3PT%	9-22	40.9%
FT%	13-26	50.0%

Dead Ball Rebounds: 6, 1

	ASU	MEM
Biggest lead	4 (1st 1:37)	29 (4th 1:05)
Best Scoring Run	6(1st 7:26)	19(3rd 5:11)
Lead Changes	4	
Times Tied	6	
Time with Lead	01:58	35:03

Points from	ASU	MEM
Turnovers	13	28
Paint	20	34
Second Chance	6	19
Fast Breaks	4	10
Bench	22	33

Period by Period Scoring	1st	2nd	3rd	4th	TOT
ASU	17	8	10	15	50
MEM	19	14	20	25	78

Game 10: Baylor 111, A-State 43

Official Basketball Box Score - Final
Arkansas St. at Baylor
12/18/19 Ferrell Center, Waco
2019-20 Women's Basketball

Game Time: 6:00 PM
Game Duration: 1:51
Attendance: 10,284

Officials: Beverly Roberts, Brian Hall, Tiara Cruse

Arkansas St. - 43 Record: 3-7

NO.	Name		Min	FG M-A	3P M-A	FT M-A	Rebounds OR	DR	TOT	Fouls PF	FD	TP	AS	TO	ST	Blocks BS	BA	+/-
21	Shameka Tubbs	F	15:08	0-2	0-0	0-0	1	0	1	1	0	0	0	3	1	0	0	-36
35	Peyton Martin	F	22:29	3-9	0-2	5-6	1	0	1	5	3	11	1	2	0	0	1	-30
00	Jada Ford	G	12:21	1-2	1-2	0-0	0	0	0	1	0	3	0	2	0	0	0	-26
1	Jireh Washington	G	28:20	6-10	0-2	4-5	2	4	6	0	6	16	0	5	1	0	2	-46
3	Morgan Wallace	G	40:00	2-7	0-1	1-2	2	4	6	4	1	5	1	2	1	0	3	-68
2	Starr Taylor		21:07	1-3	0-0	0-0	1	1	2	0	0	2	2	1	1	0	0	-34
5	Payton Tennison		24:47	1-8	1-7	0-0	0	2	2	0	0	3	0	0	0	0	1	-35
23	Trinitee Jackson		05:22	1-1	0-0	1-3	0	0	0	2	3	3	0	5	0	0	0	-12
25	Kayla Williams		30:26	0-10	0-4	0-0	0	5	5	3	1	0	0	4	0	0	4	-53
Team							4	0	4			0		1				
Totals				15-52	2-18	11-16	11	16	27	16	14	43	4	25	4	0	11	-68

Technical Fouls::NONE

Shooting By Period		
1st FG%	6-17	35.3%
3PT%	2-8	25.0%
FT%	1-1	100%
2nd FG%	2-8	25.0%
3PT%	0-2	0.0%
FT%	0-1	0%
3rd FG%	5-14	35.7%
3PT%	0-3	0.0%
FT%	6-7	85.7%
4th FG%	2-13	15.4%
3PT%	0-5	0.0%
FT%	4-7	57.1%
GM FG%	15-52	28.8%
3PT%	2-18	11.1%
FT%	11-16	68.8%

Dead Ball Rebounds: 2, 0

Baylor - 111 Record: 9-1

NO.	Name		Min	FG M-A	3P M-A	FT M-A	Rebounds OR	DR	TOT	Fouls PF	FD	TP	AS	TO	ST	Blocks BS	BA	+/-
1	Nalyssa Smith	F	23:29	6-6	0-0	3-5	3	4	7	3	3	15	1	2	1	0	0	41
2	Didi Richards	G	19:30	4-5	0-0	0-0	0	2	2	3	2	8	7	2	3	2	0	33
4	Te'a Cooper	G	26:09	2-7	0-5	4-4	0	1	1	0	4	8	10	1	2	0	0	40
12	Moon Ursin	G	17:12	2-5	0-1	0-0	3	2	5	1	0	4	2	0	0	1	0	21
20	Juicy Landrum	G	33:29	14-24	14-23	0-0	1	7	8	0	1	42	7	0	1	1	0	64
25	Queen Egbo		27:19	6-10	0-2	1-1	2	8	10	3	3	13	0	1	0	4	0	54
3	Trinity Oliver		18:32	3-3	1-1	1-2	2	1	3	0	1	8	5	0	1	0	0	29
11	Jordyn Oliver		17:10	1-3	0-1	0-0	0	2	2	2	0	2	5	1	2	2	0	29
22	Erin DeGrate		17:10	4-8	0-0	3-4	3	0	3	2	2	11	0	1	3	1	0	29
Team							0	0	0			0		0				
Totals				42-71	15-33	12-16	14	27	41	14	16	111	37	8	13	11	0	68

Technical Fouls::NONE

Shooting By Period		
1st FG%	12-18	66.7%
3PT%	1-6	16.7%
FT%	5-6	83.3%
2nd FG%	10-16	62.5%
3PT%	4-7	57.1%
FT%	4-4	100%
3rd FG%	10-19	52.6%
3PT%	6-10	60.0%
FT%	1-3	33.3%
4th FG%	10-18	55.6%
3PT%	4-10	40.0%
FT%	2-3	66.7%
GM FG%	42-71	59.2%
3PT%	15-33	45.5%
FT%	12-16	75.0%

Dead Ball Rebounds: 3, 2

	AST	BAY
Biggest lead	0 (1st 10:00)	69 (4th 0:35)
Best Scoring Run	5(3rd 8:02)	19(3rd 9:54)
Lead Changes	0	
Times Tied	0	
Time with Lead	00:00	39:27

Points from	AST	BAY
Turnovers	5	37
Paint	20	48
Second Chance	12	15
Fast Breaks	3	20
Bench	8	34

Period by Period Scoring	1st	2nd	3rd	4th	TOT
AST	15	4	16	8	43
BAY	30	28	27	26	111

Game 11: Louisiana Tech 67, A-State 54

Official Basketball Box Score - Final
Arkansas St. at Louisiana Tech
12/29/19 Thomas Assembly Center, Ruston, La
2019-20 Women's Basketball

Game Time: 8:00 PM
Game Duration: 1:54
Attendance: 1,173

Officials: Darren McClure, Travis Jones, Sarah Fleming

Arkansas St. - 54 Record: 3-8

NO.	Name		Min	FG M-A	3P M-A	FT M-A	Rebounds OR	DR	TOT	Fouls PF	FD	TP	AS	TO	ST	Blocks BS	BA	+/-
35	Peyton Martin	F	33:34	5-15	0-0	2-4	3	4	7	4	5	12	2	4	2	0	1	-6
00	Jada Ford	G	29:54	6-13	2-6	3-3	0	1	1	2	2	17	0	2	1	0	1	-7
1	Jireh Washington	G	34:40	5-12	1-3	2-5	0	4	4	3	4	13	3	4	6	0	1	-4
3	Morgan Wallace	G	28:16	0-5	0-1	4-4	3	3	6	5	2	4	2	4	3	0	0	0
5	Payton Tennison	G	19:53	1-4	1-4	0-0	0	1	1	2	0	3	1	1	3	1	0	5
2	Starr Taylor		18:09	2-5	0-1	0-0	1	1	2	1	1	4	1	3	0	0	0	-17
23	Trinitee Jackson		07:54	0-2	0-0	1-2	2	0	2	2	1	1	0	1	1	0	0	4
25	Kayla Williams		07:26	0-1	0-0	0-0	0	1	1	2	0	0	0	2	0	0	0	-17
21	Shameka Tubbs		04:15	0-0	0-0	0-0	1	0	1	1	0	0	0	1	0	1	0	-12
22	Maggie Mahan		10:02	0-1	0-0	0-0	0	1	1	2	1	0	0	1	0	0	0	-11
12	Johnna Jones		05:57	0-0	0-0	0-0	0	0	0	0	0	0	0	1	0	0	0	0
Team							3	4	7			0		0				
Totals				19-58	4-15	12-18	13	20	33	24	16	54	9	24	16	2	3	-13

Technical Fouls::NONE

Shooting By Period		
1st FG%	8-17	47.1%
3PT%	3-5	60.0%
FT%	2-3	66.7%
2nd FG%	0-13	0.0%
3PT%	0-4	0.0%
FT%	0-0	0%
3rd FG%	8-18	44.4%
3PT%	0-4	0.0%
FT%	2-3	66.7%
4th FG%	3-10	30.0%
3PT%	1-2	50.0%
FT%	8-12	66.7%
GM FG%	19-58	32.8%
3PT%	4-15	26.7%
FT%	12-18	66.7%

Dead Ball Rebounds: 1, 0

Louisiana Tech - 67 Record: 8-3

NO.	Name		Min	FG M-A	3P M-A	FT M-A	Rebounds OR	DR	TOT	Fouls PF	FD	TP	AS	TO	ST	Blocks BS	BA	+/-
00	Meme Amand	F	29:40	3-9	0-0	2-2	1	10	11	3	2	8	0	1	1	0	1	13
21	Brianna Harris	F	07:22	0-1	0-0	2-2	1	1	2	1	2	0	1	0	0	0	0	-11
2	Keiunna Walker	G	27:23	2-9	0-3	6-9	2	3	5	2	10	10	2	4	1	0	1	11
10	Amber Dixon	G	28:57	4-6	0-0	4-5	1	1	2	3	3	12	3	6	2	1	0	19
22	Grayson Bright	G	01:18	0-0	0-0	0-0	0	1	1	0	0	0	0	0	0	0	0	-2
1	Raizel Guinto		30:23	5-9	4-7	2-2	1	5	6	1	2	16	4	5	3	0	0	3
4	Amber Hawkison		17:56	0-3	0-3	0-0	0	3	3	0	1	0	0	1	2	0	0	8
12	Daria McCutcheon		25:11	2-6	0-2	0-0	0	1	1	3	1	4	1	3	1	0	0	24
24	Lotte Sant		14:11	3-5	1-3	0-0	0	1	1	1	0	7	1	2	0	0	0	-6
44	Anna Larr Roberson		17:39	3-5	0-0	2-3	3	3	6	1	4	8	2	1	0	2	0	6
Team							4	2	6			0		1				
Totals				22-53	5-18	18-23	13	31	44	16	24	67	13	25	10	3	2	13

Technical Fouls::NONE

Shooting By Period		
1st FG%	5-11	45.5%
3PT%	1-3	33.3%
FT%	0-0	0%
2nd FG%	5-15	33.3%
3PT%	3-9	33.3%
FT%	10-13	76.9%
3rd FG%	6-13	46.2%
3PT%	1-4	25.0%
FT%	5-5	100%
4th FG%	6-14	42.9%
3PT%	0-2	0.0%
FT%	3-5	60%
GM FG%	22-53	41.5%
3PT%	5-18	27.8%
FT%	18-23	78.3%

Dead Ball Rebounds: 3, 0

	Ark St	Tech
Biggest lead	14 (1st 2:41)	15 (3rd 9:29)
Best Scoring Run	10(1st 5:28)	25(3rd 9:29)
Lead Changes	1	
Times Tied	1	
Time with Lead	13:14	25:28

Points from	Ark St	Tech
Turnovers	34	26
Paint	28	26
Second Chance	9	18
Fast Breaks	25	14
Bench	5	35

Period by Period Scoring	1st	2nd	3rd	4th	TOT
Ark St	21	0	18	15	54
Tech	11	23	18	15	67

Game 12: UT Arlington 71, A-State 44

Official Basketball Box Score - Final
Arkansas St. at UT Arlington
01/03/20 College Park Center, Arlington, TX
2019-20 Women's Basketball

Game Time: 1:00 AM
Game Duration: 1:44
Attendance: 1,072

Officials: Eric Baker, Angel Stanton, Molly Caldwell

Arkansas St. - 44 Record: 3-9 (0-1)

NO.	Name		Min	FG M-A	3P M-A	FT M-A	Rebounds OR	DR	TOT	Fouls PF	FD	TP	AS	TO	ST	Blocks BS	BA	+/-
25	Kayla Williams	F	16:24	0-4	0-3	0-0	0	1	1	0	0	0	0	0	1	0	0	-21
35	Peyton Martin	F	33:00	4-8	0-0	5-7	2	1	3	2	5	13	1	2	2	0	1	-27
00	Jada Ford	G	32:11	5-11	3-6	1-1	0	2	2	2	1	14	0	1	0	0	0	-22
1	Jireh Washington	G	27:25	3-9	0-1	0-0	0	3	3	2	2	6	1	5	2	0	2	-22
3	Morgan Wallace	G	33:05	2-6	1-1	0-2	0	7	7	4	3	5	2	5	2	0	2	-19
2	Starr Taylor		05:29	0-1	0-1	0-0	0	0	0	0	1	0	1	0	0	0	0	-2
4	Mya Love		16:26	1-4	0-2	0-0	1	2	3	1	0	2	1	2	0	0	0	-9
22	Maggie Mahan		12:52	1-1	0-0	0-0	0	1	1	0	0	2	1	1	1	0	0	-3
23	Trinitee Jackson		15:18	0-6	0-0	2-4	2	5	7	1	3	2	0	5	2	0	2	-4
12	Johnna Jones		01:54	0-0	0-0	0-0	0	0	0	0	1	0	0	2	0	0	0	-2
21	Shameka Tubbs		05:56	0-0	0-0	0-0	0	1	1	0	0	0	0	0	0	1	0	-4
Team							2	3	5			0		0				
Totals				16-50	4-14	8-14	7	26	33	12	16	44	7	23	10	1	7	-27

Technical Fouls::NONE

Shooting By Period		
1st FG%	1-13	7.7%
3PT%	1-4	25.0%
FT%	0-2	0%
2nd FG%	7-12	58.3%
3PT%	3-4	75.0%
FT%	0-0	0%
3rd FG%	5-12	41.7%
3PT%	0-3	0.0%
FT%	5-7	71.4%
4th FG%	3-13	23.1%
3PT%	0-3	0.0%
FT%	3-5	60%
GM FG%	16-50	32.0%
3PT%	4-14	28.6%
FT%	8-14	57.1%

Dead Ball Rebounds: 3, 0

UT Arlington - 71 Record: 7-6 (1-0)

NO.	Name		Min	FG M-A	3P M-A	FT M-A	Rebounds OR	DR	TOT	Fouls PF	FD	TP	AS	TO	ST	Blocks BS	BA	+/-
12	Marie Benson	F	25:45	6-8	0-1	0-1	2	1	3	1	3	12	2	2	2	0	0	19
41	Katie Ferrell	F	24:53	1-2	0-0	0-0	1	7	8	1	3	2	9	1	1	1	0	31
20	Claire Chastain	G	23:08	7-13	4-9	0-0	1	2	3	1	2	18	1	1	1	0	0	24
21	Terryn Milton	G	28:11	2-7	2-4	0-0	0	1	1	0	1	6	6	3	2	0	0	14
24	Aysia Evans	G	18:11	2-6	2-5	0-0	1	2	3	2	0	6	2	2	2	0	0	22
1	Katie Mayhue		09:35	1-8	0-7	2-2	1	1	2	2	1	4	0	1	0	0	0	0
3	Misty Dossey		18:28	6-6	0-0	0-0	1	2	3	4	0	12	1	2	1	3	0	-1
45	Emma Halverson		15:02	1-4	0-0	0-0	1	4	5	0	1	2	1	2	1	1	1	6
31	Bre Wickware		16:52	1-6	0-1	0-0	1	2	3	0	0	2	2	1	1	0	0	3
33	Barbara Benson		10:19	1-3	0-2	2-2	0	2	2	3	1	4	0	1	0	1	0	13
23	Camryn Hawkins		04:48	1-3	1-3	0-0	0	0	0	0	0	3	0	0	0	1	0	2
40	Michaela Wright		04:48	0-0	0-0	0-0	1	0	1	2	0	0	0	0	0	0	0	2
Team							2	6	8			0		2				
Totals				29-66	9-32	4-5	12	30	42	16	12	71	24	18	11	7	1	27

Technical Fouls::NONE

Shooting By Period		
1st FG%	7-15	46.7%
3PT%	2-7	28.6%
FT%	0-0	0%
2nd FG%	8-18	44.4%
3PT%	2-8	25.0%
FT%	0-0	0%
3rd FG%	7-18	38.9%
3PT%	2-9	22.2%
FT%	2-3	66.7%
4th FG%	7-15	46.7%
3PT%	3-8	37.5%
FT%	2-2	100%
GM FG%	29-66	43.9%
3PT%	9-32	28.1%
FT%	4-5	80.0%

Dead Ball Rebounds: 0, 0

	ASU	UTA
Biggest lead	0 (1st 10:00)	27 (4th 5:35)
Best Scoring Run	10(2nd 7:08)	14(3rd 9:36)
Lead Changes	0	
Times Tied	0	
Time with Lead	00:00	39:42

Points from	ASU	UTA
Turnovers	15	23
Paint	24	34
Second Chance	6	12
Fast Breaks	15	6
Bench	6	27

Period by Period Scoring	1st	2nd	3rd	4th	TOT
ASU	3	17	15	9	44
UTA	16	18	18	19	71

2019-20 BOX SCORES

Game 13: A-State 56, Texas State 53

Official Basketball Box Score - Final
Arkansas St. at Texas St.
01/04/20 Strahan Arena, San Marcos
2019-20 Women's Basketball

Game Time: 8:00 PM
Game Duration: 1:53
Attendance: 925

Officials: Katie Lukanich, Chaney Muench, Stephanie Barksdale

Arkansas St. - 56 Record: 4-9 (1-1)

NO.	Name		Min	FG M-A	3P M-A	FT M-A	Rebounds OR	DR	TOT	Fouls PF	FD	TP	AS	TO	ST	Blocks BS	BA	+/-
25	Kayla Williams	F	19:07	1-4	1-3	0-0	0	1	1	1	0	3	2	0	3	0	0	0
35	Peyton Martin	F	16:08	3-7	0-1	0-0	1	0	1	3	1	6	1	2	3	1	0	1
00	Jada Ford	G	31:19	2-13	2-11	1-2	0	1	1	2	1	7	2	0	3	0	0	0
1	Jireh Washington	G	40:00	4-13	0-2	8-9	0	6	6	4	5	16	0	5	2	0	0	3
3	Morgan Wallace	G	40:00	3-9	1-2	6-8	2	7	9	1	5	13	0	0	3	0	0	3
4	Mya Love		20:53	1-3	0-1	1-1	2	2	4	1	3	3	2	0	0	0	0	3
21	Shameka Tubbs		11:20	0-4	0-0	0-0	2	3	5	3	1	0	0	0	1	0	0	-1
22	Maggie Mahan		08:41	1-1	1-1	0-0	0	0	0	0	0	3	1	0	0	0	0	3
50	Madison Heckert		12:32	1-3	1-2	2-2	1	2	3	4	1	5	1	0	0	0	0	3
Team							1	4	5			0		2				
Totals				16-57	6-23	18-22	9	26	35	19	17	56	9	9	15	1	0	3

Technical Fouls::NONE

Shooting By Period		
1st FG%	4-15	26.7%
3PT%	2-8	25.0%
FT%	0-0	0%
2nd FG%	4-13	30.8%
3PT%	2-5	40.0%
FT%	3-4	75%
3rd FG%	4-16	25.0%
3PT%	2-6	33.3%
FT%	8-10	80%
4th FG%	4-13	30.8%
3PT%	0-4	0.0%
FT%	7-8	87.5%
GM FG%	16-57	28.1%
3PT%	6-23	26.1%
FT%	18-22	81.8%

Dead Ball Rebounds: 2, 1

Texas St. - 53 Record: 7-6 (0-2)

NO.	Name		Min	FG M-A	3P M-A	FT M-A	Rebounds OR	DR	TOT	Fouls PF	FD	TP	AS	TO	ST	Blocks BS	BA	+/-
32	Da'Nasia Hood	F	32:19	5-12	3-7	1-2	2	4	6	4	3	14	0	2	0	0	0	-7
55	Jaeda Reed	C	12:55	1-2	0-0	1-2	0	1	1	2	2	3	0	2	0	0	0	8
1	Avionne Alexander	G	32:32	6-8	0-0	1-2	1	4	5	4	3	13	4	1	1	0	0	4
24	Brooke Holle	G	36:28	1-10	1-2	2-2	0	8	8	2	1	5	3	3	2	0	1	-5
33	Bailey Holle	G	40:00	3-7	3-7	0-0	0	7	7	2	5	9	4	2	1	0	0	-3
23	Lillie Moore		06:48	0-1	0-0	0-0	1	1	2	1	0	0	0	1	0	0	0	-3
00	Jayla Johnson		21:41	3-9	0-0	1-4	2	2	4	1	4	7	2	3	0	0	0	-6
13	Keslyn King		08:26	0-2	0-1	0-0	2	1	3	1	0	0	0	3	0	0	0	3
15	Ja'Kayla Bowie		02:34	0-0	0-0	0-0	0	1	1	0	0	0	0	1	0	0	0	-8
20	Chelsea Johnson		06:17	0-2	0-0	2-2	1	2	3	0	1	2	1	1	0	0	0	2
Team							2	1	3			0		0				
Totals				19-53	7-17	8-14	11	32	43	17	19	53	14	19	4	0	1	-3

Technical Fouls::NONE

Shooting By Period		
1st FG%	5-13	38.5%
3PT%	1-4	25.0%
FT%	0-2	0%
2nd FG%	2-15	13.3%
3PT%	1-4	25.0%
FT%	5-6	83.3%
3rd FG%	7-10	70.0%
3PT%	3-4	75.0%
FT%	2-5	40%
4th FG%	5-15	33.3%
3PT%	2-5	40.0%
FT%	1-1	100%
GM FG%	19-53	35.8%
3PT%	7-17	41.2%
FT%	8-14	57.1%

Dead Ball Rebounds: 2, 2

	ASU	TXST
Biggest lead	7 (2nd 3:48)	4 (3rd 8:56)
Best Scoring Run	8(2nd 4:59)	11(3rd 8:56)
Lead Changes	9	
Times Tied	7	
Time with Lead	26:01	10:20

Points from	ASU	TXST
Turnovers	22	5
Paint	16	12
Second Chance	11	3
Fast Breaks	8	5
Bench	11	9

Period by Period Scoring	1st	2nd	3rd	4th	TOT
ASU	10	13	18	15	56
TXST	11	10	19	13	53

Game 14: A-State 70, Georgia State 68 (OT)

Official Basketball Box Score - Final
Georgia St. at Arkansas St.
01/10/20 First National Bank Arena, Jonesboro, Ark.
2019-20 Women's Basketball

Game Time: 1:00 AM
Game Duration: 2:18
Attendance: 613

Officials: Marty Cook, Kristen Bell, Marcus Clayton

Georgia St. - 68 Record: 4-10 (1-2)

NO.	Name		Min	FG M-A	3P M-A	FT M-A	Rebounds OR	DR	TOT	Fouls PF	FD	TP	AS	TO	ST	Blocks BS	BA	+/-
11	Taylor Hosendove	F	29:10	2-4	0-0	4-6	3	5	8	3	5	8	3	5	1	0	0	-5
30	Shaquanda Miller-McCray	C	34:08	2-3	0-0	2-4	5	5	10	4	3	6	2	2	3	5	0	2
10	Kamryn Dziak	G	22:38	1-4	1-3	2-3	0	1	1	3	1	5	1	1	0	0	0	9
13	Jada Lewis	G	38:07	7-13	6-10	2-3	0	4	4	1	2	22	3	2	0	1	0	-5
32	Taylor Henderson	G	33:37	6-11	0-1	1-2	1	4	5	3	1	13	3	4	0	0	0	-9
00	Allison Johnson		32:44	1-8	0-2	0-0	3	9	12	5	3	2	3	3	1	1	1	-11
14	Ashley Foster		16:20	2-10	1-5	3-3	0	3	3	3	4	8	0	3	1	0	1	7
12	Tehya Lyons		12:31	1-5	0-1	2-2	1	2	3	1	1	4	1	1	0	0	0	3
2	Kennedy Powell		00:42	0-0	0-0	0-0	0	0	0	0	0	0	0	0	0	0	0	2
4	Joelle Johnson		01:26	0-0	0-0	0-0	0	1	1	1	0	0	0	0	0	0	0	2
1	Moriah Taylor		03:37	0-0	0-0	0-0	0	0	0	0	0	0	0	0	1	0	0	-5
Team							1	3	4			0		1				
Totals				22-58	8-22	16-23	14	37	51	24	20	68	16	23	6	7	2	-2

Technical Fouls::NONE

Shooting By Period		
1st FG%	7-14	50.0%
3PT%	3-8	37.5%
FT%	5-5	100%
2nd FG%	5-12	41.7%
3PT%	1-4	25.0%
FT%	4-6	66.7%
3rd FG%	5-16	31.3%
3PT%	2-5	40.0%
FT%	0-0	0%
4th FG%	4-11	36.4%
3PT%	1-2	50.0%
FT%	6-8	75%
:OT FG%	1-5	20.0%
3PT%	1-3	33.3%
FT%	1-4	25%
GM FG%	22-58	37.9%
3PT%	8-22	36.4%
FT%	16-23	69.6%

Dead Ball Rebounds: 4, 0

Arkansas St. - 70 Record: 5-9 (2-1)

NO.	Name		Min	FG M-A	3P M-A	FT M-A	Rebounds OR	DR	TOT	Fouls PF	FD	TP	AS	TO	ST	Blocks BS	BA	+/-
25	Kayla Williams	F	12:18	0-0	0-0	0-0	0	1	1	1	0	0	0	1	0	1	0	-7
35	Peyton Martin	F	23:09	5-11	0-0	4-6	5	2	7	5	3	14	0	0	1	0	1	-3
0	Jada Ford	G	33:34	6-20	4-15	0-0	0	1	1	2	0	16	0	3	1	0	0	4
1	Jireh Washington	G	40:21	5-17	2-3	3-5	2	8	10	2	6	15	6	1	4	0	1	2
3	Morgan Wallace	G	45:00	5-10	0-0	11-12	4	7	11	3	11	21	4	1	2	1	2	2
5	Payton Tennison		14:49	0-5	0-4	0-0	0	1	1	1	0	0	3	0	1	0	1	2
21	Shameka Tubbs		18:07	1-3	0-0	0-2	0	4	4	2	2	2	1	1	2	0	0	7
4	Mya Love		27:32	1-2	0-0	0-0	2	1	3	4	1	2	1	0	2	0	1	4
2	Starr Taylor		04:39	0-1	0-0	0-0	0	0	0	0	0	0	0	0	0	0	1	0
23	Trinitee Jackson		01:17	0-0	0-0	0-0	0	0	0	0	0	0	0	0	0	0	0	-3
50	Madison Heckert		02:27	0-1	0-0	0-0	0	0	0	0	1	0	0	0	0	0	0	1
22	Maggie Mahan		01:47	0-0	0-0	0-0	0	0	0	0	0	0	0	0	0	1	0	1
Team							0	0	0			0		0				
Totals				23-70	6-22	18-25	13	25	38	20	24	70	15	7	14	2	7	2

Technical Fouls::NONE

Shooting By Period		
1st FG%	3-16	18.8%
3PT%	1-5	20.0%
FT%	2-4	50%
2nd FG%	5-11	45.5%
3PT%	2-4	50.0%
FT%	6-7	85.7%
3rd FG%	3-17	17.6%
3PT%	0-6	0.0%
FT%	6-10	60%
4th FG%	10-18	55.6%
3PT%	3-7	42.9%
FT%	2-2	100%
:OT FG%	2-8	25.0%
3PT%	0-0	0.0%
FT%	2-2	100%
GM FG%	23-70	32.9%
3PT%	6-22	27.3%
FT%	18-25	72.0%

Dead Ball Rebounds: 4, 0

	GSU	ASU
Biggest lead	15 (2nd 8:46)	4 (1st OT 3:31)
Best Scoring Run	7(1st 1:42)	9(1st OT 3:31)
Lead Changes	5	
Times Tied	3	
Time with Lead	37:19	04:31

Points from	GSU	ASU
Turnovers	2	23
Paint	12	34
Second Chance	9	11
Fast Breaks	4	15
Bench	14	4

Period by Period Scoring	1st	2nd	3rd	4th	OT1	TOT
GSU	22	15	12	15	4	68
ASU	9	18	12	25	6	70

Game 15: A-State 69, Georgia Southern 62

Official Basketball Box Score - Final
Georgia Southern at Arkansas State
01/11/20 First National Bank Arena, Jonesboro, Ark.
2019-20 Women's Basketball

Game Time: 7:00 PM
Game Duration: 1:52
Attendance: 718

Officials: Troy Winders, Meadow Overstreet, Deanna Jackson

Georgia Southern - 62 Record: 5-10 (2-2)

NO.	Name		Min	FG M-A	3P M-A	FT M-A	Rebounds OR	DR	TOT	Fouls PF	FD	TP	AS	TO	ST	Blocks BS	BA	+/-
5	Tsubasa Nisbet	F	20:53	4-12	0-3	0-0	6	5	11	1	1	8	2	2	1	0	0	-15
33	Victoria Stavropoulos	F	10:09	2-3	1-2	0-0	1	1	2	0	0	5	1	0	0	0	0	-15
1	Jordan Strange	G	11:40	0-2	0-1	0-0	0	1	1	3	1	0	0	2	0	0	0	-4
10	Mya Burns	G	17:44	1-5	1-2	0-0	3	0	3	1	1	3	1	0	0	0	0	3
12	Jaiden Hamilton	G	32:44	4-9	2-7	0-0	4	3	7	2	1	10	1	3	0	0	0	-12
4	Alexis Brown		13:21	2-5	1-3	2-2	0	1	1	1	3	7	3	2	1	0	0	1
15	Amira Atwater		12:30	1-3	0-1	0-0	1	1	2	0	0	2	0	3	0	0	0	-4
25	Nikki McDonald		16:17	0-2	0-1	1-2	0	2	2	2	1	1	0	4	0	0	0	2
32	Hailey Dias-Allen		07:32	2-5	0-0	0-0	1	3	4	1	1	4	0	1	0	0	0	-2
23	Tatum Barber		29:44	8-15	2-6	2-3	3	7	10	1	4	20	2	1	2	1	0	-2
42	Sarah Moore		11:47	0-5	0-0	0-0	1	4	5	1	1	0	2	2	0	1	0	6
13	Nakol Franks		06:18	0-3	0-1	0-0	1	0	1	0	0	0	0	0	0	0	1	0
44	La'Tia Fils-Aime'		09:21	1-1	0-0	0-0	1	2	3	4	1	2	2	1	2	0	0	7
Team							0	0	0			0		1				
Totals				25-70	7-27	5-7	22	30	52	17	15	62	14	22	6	2	1	-7

Technical Fouls::NONE

Shooting By Period		
1st FG%	7-16	43.8%
3PT%	2-8	25.0%
FT%	0-0	0%
2nd FG%	8-20	40.0%
3PT%	5-12	41.7%
FT%	2-2	100%
3rd FG%	4-17	23.5%
3PT%	0-3	0.0%
FT%	0-0	0%
4th FG%	6-17	35.3%
3PT%	0-4	0.0%
FT%	3-5	60%
GM FG%	25-70	35.7%
3PT%	7-27	25.9%
FT%	5-7	71.4%

Dead Ball Rebounds: 0, 0

Arkansas State - 69 Record: 6-9 (3-1)

NO.	Name		Min	FG M-A	3P M-A	FT M-A	Rebounds OR	DR	TOT	Fouls PF	FD	TP	AS	TO	ST	Blocks BS	BA	+/-
25	Kayla Williams	F	12:53	1-4	1-3	0-0	0	2	2	0	0	3	2	0	0	0	0	3
35	Peyton Martin	F	33:28	6-7	0-0	5-7	0	3	3	1	5	17	0	1	2	0	0	7
0	Jada Ford	G	36:10	1-14	1-12	4-4	0	5	5	0	2	7	4	1	1	0	1	8
1	Jireh Washington	G	33:34	5-12	0-1	5-5	1	4	5	3	3	15	6	3	1	0	1	7
3	Morgan Wallace	G	33:47	6-8	1-1	2-5	0	7	7	4	4	15	3	1	1	0	0	11
5	Payton Tennison		14:42	2-3	2-3	0-0	0	1	1	0	0	6	0	1	0	1	0	-5
2	Starr Taylor		22:49	1-2	0-1	0-0	1	1	2	2	1	2	2	2	0	0	0	5
4	Mya Love		06:05	0-0	0-0	0-0	0	0	0	3	0	0	1	3	1	0	0	-1
21	Shameka Tubbs		01:29	0-0	0-0	0-0	1	0	1	2	1	0	0	1	0	0	0	3
50	Madison Heckert		02:06	1-2	0-0	0-0	0	0	0	0	0	2	0	1	0	0	0	-1
23	Trinitee Jackson		02:57	1-1	0-0	0-1	0	2	2	0	1	2	0	0	0	0	0	-2
Team							0	0	0			0		0				
Totals				24-53	5-21	16-22	3	25	28	15	17	69	18	14	6	1	2	7

Technical Fouls::NONE

Shooting By Period		
1st FG%	6-14	42.9%
3PT%	4-10	40.0%
FT%	1-2	50%
2nd FG%	8-12	66.7%
3PT%	1-3	33.3%
FT%	1-4	25%
3rd FG%	6-17	35.3%
3PT%	0-5	0.0%
FT%	1-1	100%
4th FG%	4-10	40.0%
3PT%	0-3	0.0%
FT%	13-15	86.7%
GM FG%	24-53	45.3%
3PT%	5-21	23.8%
FT%	16-22	72.7%

Dead Ball Rebounds: 2, 0

	GASO	ASU
Biggest lead	7 (1st 7:59)	7 (3rd 7:13)
Best Scoring Run	10(2nd 3:37)	11(3rd 7:13)
Lead Changes	9	
Times Tied	7	
Time with Lead	10:00	26:10

Points from	GASO	ASU
Turnovers	15	15
Paint	32	32
Second Chance	24	6
Fast Breaks	11	8
Bench	36	12

Period by Period Scoring	1st	2nd	3rd	4th	TOT
GASO	16	23	8	15	62
ASU	17	18	13	21	69

Game 16: A-State 76, Appalachian State 58

Official Basketball Box Score - Final
Appalachian St. at Arkansas St.
01/17/20 First National Bank Arena, Jonesboro, Ark.
2019-20 Women's Basketball

Game Time: 1:00 AM
Game Duration: 1:41
Attendance: 619

Officials: Eric Koch, Stephanie Barksdale, Marla Gearhart

Appalachian St. - 58 Record: 4-12 (1-4)

NO.	Name		Min	FG M-A	3P M-A	FT M-A	Rebounds OR	DR	TOT	Fouls PF	FD	TP	AS	TO	ST	Blocks BS	BA	+/-
14	Armani Hampton	F	18:34	1-2	0-0	1-2	2	1	3	1	3	3	0	1	0	0	0	-7
30	Lainey Gosnell	F	23:07	2-4	0-2	2-2	2	2	4	2	2	6	0	4	0	0	0	-28
5	Pre Stanley	G	34:06	3-12	0-2	0-0	1	3	4	1	1	6	3	2	0	1	0	-11
20	Brooke Bigott	G	35:29	2-5	2-5	0-0	0	4	4	0	4	6	6	5	1	0	0	-9
23	Ashley Polacek	G	24:58	3-8	2-6	0-0	0	0	0	0	0	8	4	2	2	0	0	-22
4	Nicola Mathews		23:18	6-11	6-10	0-0	0	2	2	0	0	18	3	2	2	0	0	-4
44	Haile McDonald		13:07	3-4	0-0	1-1	2	2	4	5	2	7	0	0	1	0	0	6
10	Michaela Porter		17:05	1-6	0-2	0-0	2	2	4	3	0	2	0	2	2	0	0	-2
1	Maya Calder		10:16	1-4	0-0	0-0	0	0	0	1	0	2	0	0	0	0	0	-13
Team							2	1	3			0		0				
Totals				22-56	10-27	4-5	11	17	28	13	12	58	16	18	8	1	0	-18

Technical Fouls::NONE

Shooting By Period		
1st FG%	6-17	35.3%
3PT%	3-10	30.0%
FT%	0-0	0%
2nd FG%	6-13	46.2%
3PT%	2-5	40.0%
FT%	0-0	0%
3rd FG%	6-13	46.2%
3PT%	4-6	66.7%
FT%	3-4	75%
4th FG%	4-13	30.8%
3PT%	1-6	16.7%
FT%	1-1	100%
GM FG%	22-56	39.3%
3PT%	10-27	37.0%
FT%	4-5	80.0%

Dead Ball Rebounds: 2, 0

Arkansas St. - 76 Record: 7-9 (4-1)

NO.	Name		Min	FG M-A	3P M-A	FT M-A	Rebounds OR	DR	TOT	Fouls PF	FD	TP	AS	TO	ST	Blocks BS	BA	+/-
25	Kayla Williams	F	11:14	1-2	0-1	0-0	0	2	2	2	0	2	4	1	0	0	0	8
35	Peyton Martin	F	25:00	8-11	0-0	4-7	3	2	5	3	6	20	1	2	0	0	0	20
0	Jada Ford	G	32:04	6-14	4-8	0-0	0	1	1	3	1	16	3	0	2	0	1	15
1	Jireh Washington	G	29:28	2-4	1-1	1-2	0	3	3	0	1	6	6	0	0	0	0	6
3	Morgan Wallace	G	37:07	5-11	1-3	2-2	2	8	10	0	3	13	4	0	1	0	0	20
2	Starr Taylor		10:32	0-2	0-0	0-0	0	1	1	1	0	0	3	1	2	0	0	12
21	Shameka Tubbs		06:24	0-0	0-0	0-0	1	0	1	0	0	0	0	2	0	0	0	0
5	Payton Tennison		15:36	5-5	4-4	0-0	2	3	5	0	1	14	2	4	2	0	0	8
22	Maggie Mahan		16:39	2-2	1-1	0-0	0	2	2	2	1	5	0	2	1	0	0	6
50	Madison Heckert		07:06	0-2	0-1	0-0	0	0	0	1	0	0	0	1	1	0	0	0
4	Mya Love		07:20	0-0	0-0	0-0	1	0	1	0	0	0	0	1	1	0	0	-3
23	Trinitee Jackson		01:30	0-1	0-0	0-0	0	0	0	0	0	0	0	0	0	0	0	-2
Team							1	0	1			0		0				
Totals				29-54	11-19	7-11	10	22	32	12	13	76	23	14	10	0	1	18

Technical Fouls::NONE

Shooting By Period		
1st FG%	11-18	61.1%
3PT%	6-9	66.7%
FT%	0-0	0%
2nd FG%	8-16	50.0%
3PT%	3-4	75.0%
FT%	1-2	50%
3rd FG%	7-13	53.8%
3PT%	1-4	25.0%
FT%	1-1	100%
4th FG%	3-7	42.9%
3PT%	1-2	50.0%
FT%	5-8	62.5%
GM FG%	29-54	53.7%
3PT%	11-19	57.9%
FT%	7-11	63.6%

Dead Ball Rebounds: 2, 0

	APP	ASU
Biggest lead	3 (1st 9:46)	25 (3rd 7:11)
Best Scoring Run	8(3rd 2:35)	11(2nd 2:07)
Lead Changes	3	
Times Tied	2	
Time with Lead	01:22	37:41

Points from	APP	ASU
Turnovers	15	14
Paint	20	26
Second Chance	5	9
Fast Breaks	13	3
Bench	29	19

Period by Period Scoring	1st	2nd	3rd	4th	TOT
APP	15	14	19	10	58
ASU	28	20	16	12	76

2019-20 BOX SCORES

Game 17: Little Rock 67, A-State 58

Official Basketball Box Score - Final
Arkansas State at Little Rock
01/18/20 Jack Stephens Center, Little Rock, AR
2019-20 Women's Basketball

Game Time: 8:02 PM
Game Duration: 1:46
Attendance: 1,034

Officials: Mark Zentz, Kylie Galloway, Ty Bills

Arkansas State - 58 Record: 7-10 (4-2)

NO.	Name		Min	FG M-A	3P M-A	FT M-A	Rebounds OR	DR	TOT	Fouls PF	FD	TP	AS	TO	ST	Blocks BS	BA	+/-
25	Kayla Williams	F	19:40	1-6	1-5	0-0	0	2	2	1	0	3	0	3	0	0	1	-3
35	Peyton Martin	F	35:08	3-4	0-0	4-4	2	7	9	2	5	10	0	4	0	1	1	-5
00	Jada Ford	G	36:12	2-9	2-7	0-0	0	1	1	1	1	6	2	1	1	0	0	-6
1	Jireh Washington	G	33:06	9-12	1-2	4-5	2	5	7	0	4	23	3	7	1	0	0	-2
3	Morgan Wallace	G	24:35	2-4	1-3	1-2	0	4	4	3	1	6	1	3	1	0	0	-5
5	Payton Tennison		16:24	0-1	0-0	0-0	0	1	1	0	0	0	2	0	0	0	0	-2
2	Starr Taylor		06:54	1-1	0-0	0-0	0	0	0	1	0	2	1	1	0	0	0	-7
22	Maggie Mahan		06:25	1-1	0-0	0-0	0	0	0	1	0	2	0	2	0	0	0	-10
21	Shameka Tubbs		01:42	0-0	0-0	0-0	0	0	0	0	0	0	0	0	0	0	0	-2
4	Mya Love		16:44	2-3	0-0	0-0	0	2	2	1	0	4	0	0	1	0	0	-1
23	Trinitee Jackson		03:10	1-1	0-0	0-0	0	0	0	0	0	2	0	0	0	0	0	-2
Team							1	1	2			0		1				
Totals				22-42	5-17	9-11	5	23	28	10	11	58	9	22	4	1	2	-9

Technical Fouls::NONE

Shooting By Period		
1st FG%	5-10	50.0%
3PT%	1-5	20.0%
FT%	2-2	100%
2nd FG%	6-10	60.0%
3PT%	3-6	50.0%
FT%	0-0	0%
3rd FG%	3-9	33.3%
3PT%	0-2	0.0%
FT%	4-4	100%
4th FG%	8-13	61.5%
3PT%	1-4	25.0%
FT%	3-5	60%
GM FG%	22-42	52.4%
3PT%	5-17	29.4%
FT%	9-11	81.8%

Dead Ball Rebounds: 1, 0

Little Rock - 67 Record: 6-11 (4-2)

NO.	Name		Min	FG M-A	3P M-A	FT M-A	Rebounds OR	DR	TOT	Fouls PF	FD	TP	AS	TO	ST	Blocks BS	BA	+/-
25	Alayzha Knapp	F	27:08	4-9	0-0	1-2	1	2	3	4	1	9	1	1	0	1	0	9
35	Teal Battle	F	37:11	10-13	0-0	1-4	1	2	3	0	3	21	2	2	4	1	1	12
5	Tori Lasker	G	40:00	0-4	0-2	0-0	0	2	2	2	0	0	4	3	0	0	0	9
12	Sydney Chastain	G	40:00	4-6	0-2	1-3	0	4	4	3	2	9	6	3	2	0	0	9
23	Kyra Collier	G	40:00	8-17	5-10	5-5	1	6	7	2	3	26	3	1	4	0	0	9
4	Kiana Anderson		12:52	1-3	0-0	0-0	1	0	1	0	0	2	0	0	2	0	0	0
34	Angelique Francis		02:49	0-0	0-0	0-0	0	0	0	0	1	0	0	1	0	0	0	-3
Team							1	0	1			0		0				
Totals				27-52	5-14	8-14	5	16	21	11	10	67	16	11	12	2	1	9

Technical Fouls::NONE

Shooting By Period		
1st FG%	6-12	50.0%
3PT%	1-2	50.0%
FT%	1-2	50%
2nd FG%	5-15	33.3%
3PT%	0-5	0.0%
FT%	1-3	33.3%
3rd FG%	9-12	75.0%
3PT%	1-3	33.3%
FT%	3-4	75%
4th FG%	7-13	53.8%
3PT%	3-4	75.0%
FT%	3-5	60%
GM FG%	27-52	51.9%
3PT%	5-14	35.7%
FT%	8-14	57.1%

Dead Ball Rebounds: 3, 0

	ASU	LR
Biggest lead	5 (3rd 9:38)	13 (4th 1:29)
Best Scoring Run	10(3rd 9:38)	8(3rd 6:09)
Lead Changes	5	
Times Tied	4	
Time with Lead	11:09	22:12

Points from	ASU	LR
Turnovers	15	23
Paint	34	40
Second Chance	1	0
Fast Breaks	6	9
Bench	10	2

Period by Period Scoring	1st	2nd	3rd	4th	TOT
ASU	13	15	10	20	58
LR	14	11	22	20	67

Game 18: Louisiana 83, A-State 43

Official Basketball Box Score - Final
Arkansas St. at Louisiana
01/24/20 Cajundome, Lafayette
2019-20 Women's Basketball

Game Time: 12:00 AM
Game Duration: 1:47
Attendance: 801

Officials: Eric Baker, Joshua Howell, Jamie Broderick

Arkansas St. - 43 Record: 7-11 (4-3)

NO.	Name		Min	FG M-A	3P M-A	FT M-A	Rebounds OR	DR	TOT	Fouls PF	FD	TP	AS	TO	ST	Blocks BS	BA	+/-
25	Kayla Williams	F	29:37	1-6	0-5	0-0	1	3	4	1	0	2	0	3	0	1	0	-25
35	Peyton Martin	F	13:17	2-4	0-0	0-0	0	1	1	3	1	4	0	3	1	0	0	-12
0	Jada Ford	G	13:39	1-6	1-4	0-0	0	0	0	0	0	3	0	0	1	0	0	-17
1	Jireh Washington	G	24:14	3-5	0-0	3-5	0	1	1	1	4	9	3	2	0	0	1	-24
3	Morgan Wallace	G	26:33	3-6	0-2	3-4	0	6	6	0	3	9	0	0	1	0	1	-30
2	Starr Taylor		19:45	0-0	0-0	2-2	0	1	1	1	3	2	1	3	0	0	0	-25
5	Payton Tennison		02:23	0-0	0-0	0-0	0	0	0	0	0	0	1	1	0	0	0	-5
21	Shameka Tubbs		09:09	1-2	0-0	0-2	1	0	1	3	1	2	1	2	0	1	1	-7
4	Mya Love		26:20	1-4	0-1	0-0	1	1	2	3	1	2	1	4	1	0	0	-27
22	Maggie Mahan		16:41	2-4	1-2	0-0	0	1	1	3	1	5	0	1	0	0	0	-5
50	Madison Heckert		05:41	0-1	0-0	0-0	0	1	1	0	2	0	0	0	0	0	0	-10
23	Trinitee Jackson		11:53	1-2	0-0	3-6	0	2	2	2	3	5	0	1	1	1	0	-11
12	Johnna Jones		00:48	0-0	0-0	0-0	0	0	0	0	0	0	0	0	0	0	0	-2
Team							1	2	3			0		0				
Totals				15-40	2-14	11-19	4	19	23	17	19	43	7	20	5	3	3	-40

Technical Fouls::NONE

Shooting By Period		
1st FG%	4-9	44.4%
3PT%	1-3	33.3%
FT%	3-4	75%
2nd FG%	5-12	41.7%
3PT%	1-4	25.0%
FT%	2-3	66.7%
3rd FG%	3-9	33.3%
3PT%	0-5	0.0%
FT%	4-10	40%
4th FG%	3-10	30.0%
3PT%	0-2	0.0%
FT%	2-2	100%
GM FG%	15-40	37.5%
3PT%	2-14	14.3%
FT%	11-19	57.9%

Dead Ball Rebounds: 4, 1

Louisiana - 83 Record: 12-6 (5-2)

NO.	Name		Min	FG M-A	3P M-A	FT M-A	Rebounds OR	DR	TOT	Fouls PF	FD	TP	AS	TO	ST	Blocks BS	BA	+/-
1	Kimberly Burton	F	20:56	3-5	1-1	0-0	0	2	2	1	1	7	3	2	2	1	0	23
35	Ty'Reona Doucet	C	20:05	3-5	0-0	2-2	1	4	5	1	1	8	0	0	1	2	0	23
2	Brandi Williams	G	16:06	4-7	2-5	1-2	1	1	2	3	3	11	0	0	0	0	0	12
10	Andrea Cournoyer	G	22:30	2-9	1-7	2-2	0	3	3	1	3	7	6	1	3	0	0	20
11	Skyler Goodwin	G	19:07	3-5	1-2	1-1	2	1	3	1	1	8	0	0	0	0	0	16
0	Alexandria Goodly		18:13	2-4	1-2	0-0	2	1	3	0	0	5	2	2	1	0	1	16
4	Jomyra Mathis		16:10	2-4	0-1	2-2	0	1	1	3	2	6	2	2	0	0	0	12
22	Kendall Bess		12:57	1-2	1-1	2-2	0	2	2	3	1	5	1	2	0	0	0	12
15	Diamond Morrison		19:08	4-5	3-4	0-0	0	3	3	0	0	11	2	0	0	0	0	24
5	Makayia Hallmon		12:24	4-8	1-2	3-3	0	0	0	2	3	12	1	3	1	0	1	18
23	Kristen Daniels		12:24	1-2	0-0	1-1	2	4	6	2	2	3	2	0	0	0	0	18
20	Caira Wren		10:00	0-1	0-0	0-0	0	2	2	2	0	0	1	0	1	0	1	6
Team							1	0	1			0		0				
Totals				29-57	11-25	14-15	9	24	33	19	17	83	20	12	9	3	3	40

Technical Fouls::NONE

Shooting By Period		
1st FG%	7-15	46.7%
3PT%	3-7	42.9%
FT%	3-4	75%
2nd FG%	8-15	53.3%
3PT%	3-8	37.5%
FT%	5-5	100%
3rd FG%	9-18	50.0%
3PT%	3-5	60.0%
FT%	4-4	100%
4th FG%	5-9	55.6%
3PT%	2-5	40.0%
FT%	2-2	100%
GM FG%	29-57	50.9%
3PT%	11-25	44.0%
FT%	14-15	93.3%

Dead Ball Rebounds: 0, 1

	A-Stat	UL
Biggest lead	2 (1st 7:57)	40 (4th 0:47)
Best Scoring Run	7(2nd 8:51)	9(1st 4:28)
Lead Changes	1	
Times Tied	0	
Time with Lead	00:48	37:09

Points from	A-Stat	UL
Turnovers	12	19
Paint	20	24
Second Chance	0	15
Fast Breaks	4	8
Bench	16	42

Period by Period Scoring	1st	2nd	3rd	4th	TOT
A-Stat	12	13	10	8	43
UL	20	24	25	14	83

Game 19: A-State 63, Coastal Carolina 61

Official Basketball Box Score - Final
Coastal Carolina at Arkansas State
01/25/20 First National Bank Arena, Jonesboro, Ark.
2019-20 Women's Basketball

Game Time: 10:00 PM
Game Duration: 1:43
Attendance: 646

Officials: Katie Lukanich, Kristen Bell, Ashlee Goode

Coastal Carolina - 61 Record: 15-3 (5-2)

NO.	Name		Min	FG M-A	3P M-A	FT M-A	Rebounds OR	DR	TOT	Fouls PF	FD	TP	AS	TO	ST	Blocks BS	BA	+/-
20	Janae Camp	F	13:46	1-4	0-0	0-0	3	3	6	1	0	2	0	0	1	0	0	-13
30	Naheria Hamilton	C	29:46	7-8	0-0	0-0	5	9	14	0	2	14	0	3	0	1	0	0
3	Torrie Cash	G	40:00	1-8	1-5	0-0	0	6	6	3	2	3	6	4	3	0	1	-2
23	Caitlin Roche	G	26:03	4-10	3-8	0-0	0	1	1	0	1	11	0	0	0	0	0	8
32	DJ Williams	G	37:29	2-13	0-2	3-4	1	9	10	3	2	7	10	5	2	0	0	-3
21	Aja Blount		17:50	6-11	0-0	0-0	0	4	4	3	0	12	1	1	0	1	0	0
4	Tiarra Davis		17:08	2-8	0-4	0-0	2	0	2	4	1	4	1	1	0	0	0	-2
14	Kaylin West		04:52	0-1	0-0	0-0	0	0	0	1	0	0	0	0	0	0	0	-3
22	Zacharyia Esmon		13:06	3-6	2-5	0-0	0	2	2	1	1	8	1	1	0	0	1	5
Team							0	1	1			0		1				
Totals				26-69	6-24	3-4	11	35	46	16	9	61	19	16	6	2	2	-2

Technical Fouls::NONE

Shooting By Period		
1st FG%	5-20	25.0%
3PT%	1-6	16.7%
FT%	0-0	0%
2nd FG%	7-19	36.8%
3PT%	0-7	0.0%
FT%	0-0	0%
3rd FG%	3-14	21.4%
3PT%	2-4	50.0%
FT%	2-2	100%
4th FG%	11-16	68.8%
3PT%	3-7	42.9%
FT%	1-2	50%
GM FG%	26-69	37.7%
3PT%	6-24	25.0%
FT%	3-4	75.0%

Dead Ball Rebounds: 0, 0

Arkansas State - 63 Record: 8-11 (5-3)

NO.	Name		Min	FG M-A	3P M-A	FT M-A	Rebounds OR	DR	TOT	Fouls PF	FD	TP	AS	TO	ST	Blocks BS	BA	+/-
35	Peyton Martin	F	27:26	2-15	0-4	2-2	1	5	6	2	3	6	1	1	0	0	1	-7
1	Jireh Washington	G	34:00	7-16	1-3	5-9	2	7	9	1	7	20	6	0	1	0	1	6
2	Starr Taylor	G	16:00	0-1	0-0	2-2	0	3	3	1	1	2	0	2	1	0	0	0
3	Morgan Wallace	G	38:35	4-11	0-1	0-0	2	12	14	1	1	8	4	3	3	1	0	1
4	Mya Love	G	32:15	6-10	2-2	1-2	3	4	7	2	2	15	1	2	3	0	0	5
0	Jada Ford		30:00	2-7	2-6	1-1	1	0	1	2	1	7	0	2	2	0	0	-2
5	Payton Tennison		07:45	0-2	0-1	0-0	0	0	0	0	0	0	0	3	1	0	0	-3
50	Madison Heckert		11:09	2-3	1-2	0-0	1	2	3	0	1	5	0	0	0	1	0	8
21	Shameka Tubbs		01:25	0-0	0-0	0-0	0	0	0	0	0	0	0	0	0	0	0	1
25	Kayla Williams		01:25	0-0	0-0	0-0	0	0	0	0	0	0	0	0	0	0	0	1
Team							0	0	0			0		1				
Totals				23-65	6-19	11-16	10	33	43	9	16	63	12	14	11	2	2	2

Technical Fouls::NONE

Shooting By Period		
1st FG%	3-16	18.8%
3PT%	1-5	20.0%
FT%	2-2	100%
2nd FG%	6-19	31.6%
3PT%	2-4	50.0%
FT%	4-7	57.1%
3rd FG%	7-15	46.7%
3PT%	2-8	25.0%
FT%	0-0	0%
4th FG%	7-15	46.7%
3PT%	1-2	50.0%
FT%	5-7	71.4%
GM FG%	23-65	35.4%
3PT%	6-19	31.6%
FT%	11-16	68.8%

Dead Ball Rebounds: 2, 0

	CCU	ASU
Biggest lead	3 (1st 5:37)	11 (3rd 0:53)
Best Scoring Run	6(4th 3:20)	7(2nd 1:01)
Lead Changes	6	
Times Tied	5	
Time with Lead	05:33	27:25

Points from	CCU	ASU
Turnovers	8	16
Paint	32	34
Second Chance	8	11
Fast Breaks	8	9
Bench	24	12

Period by Period Scoring	1st	2nd	3rd	4th	TOT
CCU	11	14	10	26	61
ASU	9	18	16	20	63

Game 20: A-State 54, ULM 53

Official Basketball Box Score - Final
Arkansas St. at ULM
02/01/20 Fant-Ewing Coliseum, Monroe
2019-20 Women's Basketball

Game Time: 6:00 PM
Game Duration: 1:49
Attendance: 1,019

Officials: Kylie Galloway, Deanna Jackson, Bobby Ray

Arkansas St. - 54 Record: 9-11 (6-3)

NO.	Name		Min	FG M-A	3P M-A	FT M-A	Rebounds OR	DR	TOT	Fouls PF	FD	TP	AS	TO	ST	Blocks BS	BA	+/-
35	Peyton Martin	F	24:07	6-11	0-0	3-4	2	2	4	3	3	15	0	3	1	0	1	2
1	Jireh Washington	G	36:07	3-14	0-2	3-7	2	7	9	1	5	9	3	1	3	0	1	9
2	Starr Taylor	G	09:45	0-1	0-0	0-0	0	0	0	0	0	0	1	1	0	0	0	-8
3	Morgan Wallace	G	40:00	4-8	1-2	2-2	3	5	8	1	2	11	2	0	4	0	1	1
4	Mya Love	G	12:08	0-2	0-1	0-0	0	1	1	0	0	0	1	0	1	0	0	-4
00	Jada Ford		30:24	4-15	2-13	0-0	1	0	1	1	0	10	1	0	1	0	0	-1
5	Payton Tennison		27:52	1-7	1-7	2-2	0	0	0	0	2	5	3	0	0	0	0	5
50	Madison Heckert		02:52	0-0	0-0	0-0	0	0	0	0	0	0	0	2	0	0	0	-4
22	Maggie Mahan		03:44	0-1	0-1	0-0	0	0	0	0	0	0	0	0	0	1	0	2
21	Shameka Tubbs		07:24	1-2	0-0	1-3	2	0	2	3	3	3	0	1	1	0	0	5
23	Trinitee Jackson		05:37	0-3	0-0	1-2	1	2	3	2	2	1	0	1	0	1	1	-2
Team							3	5	8			0		1				
Totals				19-64	4-26	12-20	14	22	36	11	17	54	11	10	11	2	4	1

Technical Fouls::NONE

Shooting By Period		
1st FG%	7-17	41.2%
3PT%	2-7	28.6%
FT%	2-2	100%
2nd FG%	2-17	11.8%
3PT%	0-6	0.0%
FT%	2-5	40%
3rd FG%	6-18	33.3%
3PT%	2-8	25.0%
FT%	4-5	80%
4th FG%	4-12	33.3%
3PT%	0-5	0.0%
FT%	4-8	50%
GM FG%	19-64	29.7%
3PT%	4-26	15.4%
FT%	12-20	60.0%

Dead Ball Rebounds: 7, 1

ULM - 53 Record: 3-17 (1-8)

NO.	Name		Min	FG M-A	3P M-A	FT M-A	Rebounds OR	DR	TOT	Fouls PF	FD	TP	AS	TO	ST	Blocks BS	BA	+/-
4	Kierra Crockett	F	23:53	2-4	0-0	2-2	1	6	7	1	1	6	2	4	0	0	0	-10
11	Whitney Goins	F	38:03	5-13	4-9	0-0	2	5	7	2	0	14	1	4	0	1	0	-2
24	Diamond Brooks	C	28:51	4-7	0-0	1-3	1	4	5	2	5	9	1	1	0	2	0	4
1	Amber Thompson	G	14:13	0-3	0-3	0-0	0	1	1	3	0	0	2	3	1	0	0	-8
2	Gara Beth Self	G	40:00	5-14	1-8	6-6	0	2	2	3	3	17	1	4	1	0	1	-1
35	Jamie Means		27:16	3-4	0-0	1-2	3	6	9	2	2	7	0	2	0	1	0	4
10	Maddi Gatte		27:44	0-6	0-2	0-0	1	3	4	4	0	0	5	3	1	0	1	8
Team							2	5	7			0		0				
Totals				19-51	5-22	10-13	10	32	42	17	11	53	12	21	3	4	2	-1

Technical Fouls::NONE

Shooting By Period		
1st FG%	6-13	46.2%
3PT%	2-7	28.6%
FT%	2-2	100%
2nd FG%	6-10	60.0%
3PT%	1-4	25.0%
FT%	6-7	85.7%
3rd FG%	2-13	15.4%
3PT%	1-5	20.0%
FT%	0-2	0%
4th FG%	5-15	33.3%
3PT%	1-6	16.7%
FT%	2-2	100%
GM FG%	19-51	37.3%
3PT%	5-22	22.7%
FT%	10-13	76.9%

Dead Ball Rebounds: 2, 0

	ASU	ULM
Biggest lead	8 (1st 3:22)	11 (2nd 0:22)
Best Scoring Run	10(3rd 6:49)	10(2nd 7:06)
Lead Changes	9	
Times Tied	5	
Time with Lead	14:38	20:50

Points from	ASU	ULM
Turnovers	15	12
Paint	28	22
Second Chance	9	4
Fast Breaks	2	4
Bench	19	7

Period by Period Scoring	1st	2nd	3rd	4th	TOT
ASU	18	6	18	12	54
ULM	16	19	5	13	53

2019-20 BOX SCORES

Game 21: Georgia State 67, A-State 56

Official Basketball Box Score - Final
Arkansas St. at Georgia St.
02/06/20 GSU Sports Arena, Atlanta
2019-20 Women's Basketball

Game Time: 11:00 PM
Game Duration: 1:44
Attendance: 400

Officials: Dawn Marsh, Darren McClure, Daniel Drake

Arkansas St. - 56 **Record: 9-12 (6-4)**

NO.	Name		Min	FG M-A	3P M-A	FT M-A	Rebounds OR	DR	TOT	Fouls PF	FD	TP	AS	TO	ST	Blocks BS	BA	+/-
35	Peyton Martin	F	31:16	3-13	0-0	8-11	4	4	8	4	8	14	1	3	1	2	1	3
1	Jireh Washington	G	34:52	5-16	0-4	2-2	1	5	6	0	2	12	6	1	1	0	0	-10
2	Starr Taylor	G	16:49	0-2	0-2	0-0	0	4	4	2	0	0	1	0	0	0	0	7
3	Morgan Wallace	G	40:00	1-2	0-0	0-0	3	8	11	2	1	2	2	0	2	0	0	-11
4	Mya Love	G	09:07	0-3	0-1	0-0	1	0	1	1	0	0	0	1	0	0	0	-4
00	Jada Ford		24:21	4-11	2-9	0-0	0	0	0	2	0	10	0	1	0	0	0	-15
5	Payton Tennison		31:24	6-13	6-13	0-0	0	3	3	3	0	18	0	3	0	1	0	-10
21	Shameka Tubbs		02:38	0-0	0-0	0-0	1	0	1	0	0	0	0	1	0	0	0	-7
50	Madison Heckert		05:34	0-1	0-0	0-0	0	0	0	2	0	0	0	1	0	0	0	-7
22	Maggie Mahan		03:27	0-0	0-0	0-0	0	1	1	1	0	0	0	0	0	0	0	-1
23	Trinitee Jackson		00:32	0-0	0-0	0-0	0	0	0	0	0	0	0	0	0	0	0	0
Team							1	1	2			0		1				
Totals				19-61	8-29	10-13	11	26	37	17	11	56	10	12	4	3	1	-11

Technical Fouls::NONE

Shooting By Period		
1st FG%	5-17	29.4%
3PT%	1-7	14.3%
FT%	2-2	100%
2nd FG%	5-16	31.3%
3PT%	3-7	42.9%
FT%	0-0	0%
3rd FG%	6-14	42.9%
3PT%	3-8	37.5%
FT%	6-7	85.7%
4th FG%	3-14	21.4%
3PT%	1-7	14.3%
FT%	2-4	50%
GM FG%	19-61	31.1%
3PT%	8-29	27.6%
FT%	10-13	76.9%

Dead Ball Rebounds: 1, 0

Georgia St. - 67 **Record: 5-16 (2-8)**

NO.	Name		Min	FG M-A	3P M-A	FT M-A	Rebounds OR	DR	TOT	Fouls PF	FD	TP	AS	TO	ST	Blocks BS	BA	+/-
4	Joelle Johnson	F	27:21	3-12	0-0	0-0	2	4	6	4	1	6	2	0	0	0	1	9
11	Taylor Hosendove	F	29:41	6-11	0-0	6-6	2	8	10	3	6	18	2	3	0	1	1	13
10	Kamryn Dziak	G	26:44	1-3	1-3	0-0	0	3	3	0	0	3	1	1	0	0	0	1
12	Tehya Lyons	G	25:34	3-7	1-1	0-2	0	1	1	0	2	7	3	2	0	0	0	9
32	Taylor Henderson	G	34:30	4-6	0-0	3-6	1	8	9	0	4	11	4	2	0	0	0	9
1	Moriah Taylor		31:20	5-10	4-9	0-0	0	4	4	0	2	14	2	2	1	0	1	19
14	Ashley Foster		13:18	2-6	1-1	3-4	0	2	2	3	2	8	0	1	0	0	0	-1
30	Shaquanda Miller-McCray		11:32	0-1	0-0	0-0	0	3	3	1	0	0	0	0	0	0	0	-4
Team							2	0	2			0		0				
Totals				24-56	7-14	12-18	7	33	40	11	17	67	14	11	1	1	3	11

Technical Fouls::NONE

Shooting By Period		
1st FG%	3-13	23.1%
3PT%	0-1	0.0%
FT%	0-0	0%
2nd FG%	6-16	37.5%
3PT%	2-5	40.0%
FT%	1-2	50%
3rd FG%	6-12	50.0%
3PT%	3-6	50.0%
FT%	4-6	66.7%
4th FG%	9-15	60.0%
3PT%	2-2	100.0%
FT%	7-10	70%
GM FG%	24-56	42.9%
3PT%	7-14	50.0%
FT%	12-18	66.7%

Dead Ball Rebounds: 5, 0

	ASU	GSU
Biggest lead	10 (2nd 6:14)	13 (4th 3:36)
Best Scoring Run	6(1st 5:15)	21(4th 5:01)
Lead Changes	1	
Times Tied	1	
Time with Lead	29:31	07:31

Points from	ASU	GSU
Turnovers	12	14
Paint	22	26
Second Chance	11	10
Fast Breaks	6	7
Bench	28	22

Period by Period Scoring	1st	2nd	3rd	4th	TOT
ASU	13	13	21	9	56
GSU	6	15	19	27	67

Game 22: Georgia Southern 80, A-State 67

Official Basketball Box Score - Final
Arkansas St. at Ga. Southern
02/08/20 Hanner Fieldhouse, Statesboro
2019-20 Women's Basketball

Game Time: 7:00 PM
Game Duration: 1:55
Attendance: 530

Officials: Angel Stanton, Kiesha Brown, Starr Jefferson

Arkansas St. - 67 **Record: 9-13 (6-5)**

NO.	Name		Min	FG M-A	3P M-A	FT M-A	Rebounds OR	DR	TOT	Fouls PF	FD	TP	AS	TO	ST	Blocks BS	BA	+/-
21	Shameka Tubbs	F	08:17	1-4	0-0	0-0	0	2	2	2	1	2	0	0	0	1	0	-7
25	Kayla Williams	F	20:15	3-7	2-5	0-0	1	0	1	2	0	8	0	1	2	1	0	-15
35	Peyton Martin	F	23:46	4-8	0-0	0-0	3	5	8	4	2	8	1	3	2	0	0	4
1	Jireh Washington	G	36:18	8-15	0-3	4-9	1	2	3	3	7	20	5	4	2	0	1	-4
3	Morgan Wallace	G	31:36	6-11	2-3	3-5	2	3	5	5	3	17	4	1	3	1	0	-1
5	Payton Tennison		22:17	1-5	0-4	0-0	0	1	1	5	0	2	0	1	0	0	0	0
00	Jada Ford		26:45	2-9	2-8	0-0	0	2	2	3	0	6	0	0	3	0	0	4
2	Starr Taylor		09:43	0-0	0-0	1-2	0	2	2	0	1	1	0	1	1	0	0	-15
50	Madison Heckert		06:10	1-1	1-1	0-0	0	0	0	0	0	3	0	0	0	0	0	-4
4	Mya Love		07:35	0-0	0-0	0-0	0	2	2	1	2	0	0	2	0	0	0	-14
22	Maggie Mahan		04:03	0-1	0-1	0-0	0	0	0	0	0	0	0	0	0	0	0	-8
23	Trinitee Jackson		02:10	0-2	0-0	0-0	1	0	1	0	0	0	0	0	0	0	0	-5
12	Johnna Jones		01:05	0-1	0-1	0-0	0	0	0	0	0	0	0	1	0	0	0	0
Team							0	0	0			0		0				
Totals				26-64	7-26	8-16	8	19	27	25	16	67	10	14	13	3	1	-13

Technical Fouls::NONE

Shooting By Period		
1st FG%	7-20	35.0%
3PT%	3-7	42.9%
FT%	0-0	0%
2nd FG%	5-12	41.7%
3PT%	1-6	16.7%
FT%	1-5	20%
3rd FG%	4-14	28.6%
3PT%	1-5	20.0%
FT%	2-4	50%
4th FG%	10-18	55.6%
3PT%	2-8	25.0%
FT%	5-7	71.4%
GM FG%	26-64	40.6%
3PT%	7-26	26.9%
FT%	8-16	50.0%

Dead Ball Rebounds: 2, 0

Ga. Southern - 80 **Record: 7-15 (4-7)**

NO.	Name		Min	FG M-A	3P M-A	FT M-A	Rebounds OR	DR	TOT	Fouls PF	FD	TP	AS	TO	ST	Blocks BS	BA	+/-
5	Tsubasa Nisbet	F	20:22	1-5	1-1	0-2	0	2	2	1	2	3	2	1	0	0	0	8
33	Victoria Stavropoulos	F	04:18	0-0	0-0	0-0	1	1	2	1	1	0	0	1	0	0	0	2
4	Alexis Brown	G	30:47	3-8	0-3	2-2	1	10	11	0	5	8	4	2	2	0	0	8
12	Jaiden Hamilton	G	33:21	8-14	7-12	2-6	5	4	9	2	4	25	1	3	0	0	0	16
23	Tatum Barber	G	30:39	5-11	2-6	2-3	0	8	8	3	4	14	1	5	0	0	1	10
10	Mya Burns		16:30	2-3	0-1	2-2	2	2	4	0	1	6	2	2	0	0	0	13
32	Hailey Dias-Allen		22:17	4-8	0-0	1-2	1	3	4	4	1	9	2	3	2	1	0	7
15	Amira Atwater		16:20	2-2	0-0	4-6	0	1	1	1	3	8	1	4	0	0	0	-4
25	Nikki McDonald		04:45	1-3	0-0	0-0	2	1	3	0	0	2	0	0	0	0	0	-4
1	Jordan Strange		11:23	2-5	0-2	0-0	1	1	2	2	0	4	2	0	0	0	1	7
42	Sarah Moore		09:18	0-4	0-0	1-2	4	2	6	2	4	1	0	0	1	0	1	2
Team							2	1	3			0		1				
Totals				28-63	10-25	14-25	19	36	55	16	25	80	15	22	5	1	3	13

Technical Fouls::NONE

Shooting By Period		
1st FG%	8-15	53.3%
3PT%	2-5	40.0%
FT%	2-3	66.7%
2nd FG%	7-20	35.0%
3PT%	2-6	33.3%
FT%	3-6	50%
3rd FG%	9-15	60.0%
3PT%	4-8	50.0%
FT%	1-2	50%
4th FG%	4-13	30.8%
3PT%	2-6	33.3%
FT%	8-14	57.1%
GM FG%	28-63	44.4%
3PT%	10-25	40.0%
FT%	14-25	56.0%

Dead Ball Rebounds: 8, 0

	ARKST	GASO
Biggest lead	4 (1st 6:09)	26 (3rd 4:28)
Best Scoring Run	7(3rd 1:28)	16(3rd 4:28)
Lead Changes	5	
Times Tied	3	
Time with Lead	02:36	34:17

Points from	ARKST	GASO
Turnovers	27	19
Paint	36	30
Second Chance	2	16
Fast Breaks	20	9
Bench	12	30

Period by Period Scoring	1st	2nd	3rd	4th	TOT
ARKST	17	12	11	27	67
GASO	20	19	23	18	80

Game 23: UT Arlington 89, A-State 62

Official Basketball Box Score - Final
UT Arlington at Arkansas St.
02/14/20 First National Bank Arena, Jonesboro, Ark.
2019-20 Women's Basketball

Game Time: 12:30 AM
Game Duration: 1:51
Attendance: 679

Officials: Aaron Brooks, Ashley Gilpin, Blanca Burns

UT Arlington - 89 **Record: 14-10 (8-4)**

NO.	Name		Min	FG M-A	3P M-A	FT M-A	Rebounds OR	DR	TOT	Fouls PF	FD	TP	AS	TO	ST	Blocks BS	BA	+/-
12	Marie Benson	F	31:02	9-12	1-1	1-1	3	7	10	1	4	20	1	1	1	2	0	20
41	Katie Ferrell	F	23:32	2-6	0-0	1-2	5	2	7	2	2	5	3	3	4	0	0	17
20	Claire Chastain	G	21:34	6-11	4-8	1-2	0	0	0	3	1	17	5	0	1	0	0	12
21	Terryn Milton	G	29:16	7-11	2-3	0-0	1	5	6	1	2	16	8	5	4	0	0	27
24	Aysia Evans	G	24:14	3-9	2-6	0-0	0	1	1	3	0	8	3	1	1	0	0	14
33	Barbara Benson		06:44	0-1	0-0	1-2	0	2	2	1	1	1	1	3	0	0	1	0
40	Michaela Wright		06:23	0-0	0-0	0-0	0	1	1	1	1	0	0	1	0	2	0	4
45	Emma Halverson		08:54	2-2	1-1	1-1	2	2	4	5	1	6	2	0	2	0	0	10
31	Bre Wickware		15:03	0-0	0-0	0-0	0	5	5	1	0	0	2	2	1	0	0	6
3	Misty Dossey		10:42	3-7	0-0	0-0	0	0	0	2	1	6	1	2	0	0	2	6
1	Katie Mayhue		16:32	2-5	1-3	0-0	0	1	1	1	2	5	1	0	1	1	0	15
23	Camryn Hawkins		06:04	2-4	1-2	0-0	1	0	1	0	0	5	0	0	0	0	0	4
Team							1	2	3			0		0				
Totals				36-68	12-24	5-8	13	28	41	21	15	89	27	18	15	5	3	27

Technical Fouls::NONE

Shooting By Period		
1st FG%	10-18	55.6%
3PT%	2-6	33.3%
FT%	2-3	66.7%
2nd FG%	8-18	44.4%
3PT%	1-5	20.0%
FT%	2-3	66.7%
3rd FG%	9-18	50.0%
3PT%	3-5	60.0%
FT%	0-0	0%
4th FG%	9-14	64.3%
3PT%	6-8	75.0%
FT%	1-2	50%
GM FG%	36-68	52.9%
3PT%	12-24	50.0%
FT%	5-8	62.5%

Dead Ball Rebounds: 2, 0

Arkansas St. - 62 **Record: 9-14 (6-6)**

NO.	Name		Min	FG M-A	3P M-A	FT M-A	Rebounds OR	DR	TOT	Fouls PF	FD	TP	AS	TO	ST	Blocks BS	BA	+/-
25	Kayla Williams	F	09:14	1-2	1-2	0-0	0	1	1	0	1	3	0	1	0	0	0	-10
35	Peyton Martin	F	28:20	4-7	0-0	8-9	1	2	3	1	7	16	0	1	3	0	1	-23
0	Jada Ford	G	15:39	1-3	1-3	0-0	0	2	2	0	0	3	1	1	1	0	0	-20
1	Jireh Washington	G	25:00	4-11	0-0	4-4	0	1	1	2	1	12	3	6	1	0	0	-11
3	Morgan Wallace	G	26:09	2-5	0-2	8-9	0	5	5	1	6	12	1	3	2	0	0	-17
5	Payton Tennison		29:23	3-8	3-8	0-0	0	2	2	1	0	9	2	0	0	0	0	-10
2	Starr Taylor		19:35	0-1	0-0	1-1	1	0	1	2	1	1	1	3	2	0	0	-11
21	Shameka Tubbs		04:03	0-2	0-0	0-0	1	1	2	2	1	0	0	2	0	1	2	1
22	Maggie Mahan		09:32	1-2	0-1	0-0	0	2	2	2	0	2	0	1	1	1	1	-8
50	Madison Heckert		05:04	0-2	0-2	0-0	0	0	0	0	1	0	0	0	0	0	0	-1
4	Mya Love		11:13	1-3	0-2	0-0	1	2	3	3	0	2	0	1	0	0	0	-12
12	Johnna Jones		02:56	0-0	0-0	0-0	0	0	0	0	0	0	0	0	0	0	0	-1
23	Trinitee Jackson		07:48	1-2	0-0	0-1	0	0	0	1	2	2	1	0	0	1	1	-8
14	Hailee Erickson		06:04	0-2	0-2	0-2	0	0	0	0	1	0	0	0	0	0	0	-4
Team							2	2	4			0		0				
Totals				18-50	5-22	21-26	6	20	26	15	21	62	9	19	10	3	5	-27

Technical Fouls::NONE

Shooting By Period		
1st FG%	6-13	46.2%
3PT%	3-6	50.0%
FT%	7-8	87.5%
2nd FG%	5-13	38.5%
3PT%	1-6	16.7%
FT%	5-5	100%
3rd FG%	2-13	15.4%
3PT%	0-5	0.0%
FT%	6-6	100%
4th FG%	5-11	45.5%
3PT%	1-5	20.0%
FT%	3-7	42.9%
GM FG%	18-50	36.0%
3PT%	5-22	22.7%
FT%	21-26	80.8%

Dead Ball Rebounds: 3, 0

	UTA	ASU
Biggest lead	29 (4th 0:34)	0 (1st 10:00)
Best Scoring Run	12(4th 8:59)	6(1st 1:40)
Lead Changes	0	
Times Tied	2	
Time with Lead	39:04	00:00

Points from	UTA	ASU
Turnovers	20	10
Paint	32	24
Second Chance	21	4
Fast Breaks	5	12
Bench	23	16

Period by Period Scoring	1st	2nd	3rd	4th	TOT
UTA	24	19	21	25	89
ASU	22	16	10	14	62

Game 24: Texas State 83, A-State 69

Official Basketball Box Score - Final
Texas St. at Arkansas St.
02/15/20 First National Bank Arena, Jonesboro, Ark.
2019-20 Women's Basketball

Game Time: 10:00 PM
Game Duration: 1:49
Attendance: 1,012

Officials: Britton Sherry, Demoya Williams, Kristen Bell

Texas St. - 83 **Record: 10-14 (3-10)**

NO.	Name		Min	FG M-A	3P M-A	FT M-A	Rebounds OR	DR	TOT	Fouls PF	FD	TP	AS	TO	ST	Blocks BS	BA	+/-
32	Da'Nasia Hood	F	33:36	7-15	2-4	5-6	0	7	7	3	4	21	3	2	0	0	0	9
55	Jaeda Reed	C	12:23	5-8	0-0	2-2	1	1	2	2	2	12	0	1	0	0	0	18
1	Avionne Alexander	G	23:36	1-2	0-0	2-2	1	2	3	3	1	4	1	1	1	0	0	17
3	Kennedy Taylor	G	28:59	3-7	2-5	2-2	1	1	2	4	2	10	12	4	1	0	0	13
24	Brooke Holle	G	36:34	5-14	3-7	2-2	1	10	11	1	3	15	3	0	2	0	1	11
33	Bailey Holle		30:43	2-6	2-5	0-0	0	2	2	1	2	6	5	1	1	1	0	5
00	Jayla Johnson		21:59	6-8	0-0	3-6	2	1	3	2	8	15	0	1	0	0	0	11
20	Chelsea Johnson		09:19	0-0	0-0	0-0	1	2	3	2	1	0	0	1	0	0	0	-13
15	Ja'Kayla Bowie		01:53	0-0	0-0	0-0	0	0	0	1	0	0	0	0	0	0	0	-1
5	Jessica Paz y Puente		00:29	0-0	0-0	0-0	0	0	0	0	0	0	0	0	0	0	0	0
13	Keslyn King		00:29	0-1	0-0	0-0	0	0	0	0	0	0	0	0	0	0	0	0
Team							2	1	3			0		0				
Totals				29-61	9-21	16-20	9	27	36	19	23	83	24	11	5	1	1	14

Technical Fouls::NONE

Shooting By Period		
1st FG%	10-15	66.7%
3PT%	4-6	66.7%
FT%	3-4	75%
2nd FG%	8-14	57.1%
3PT%	2-5	40.0%
FT%	2-2	100%
3rd FG%	5-15	33.3%
3PT%	2-5	40.0%
FT%	7-7	100%
4th FG%	6-17	35.3%
3PT%	1-5	20.0%
FT%	4-7	57.1%
GM FG%	29-61	47.5%
3PT%	9-21	42.9%
FT%	16-20	80.0%

Dead Ball Rebounds: 1, 0

Arkansas St. - 69 **Record: 9-15 (6-7)**

NO.	Name		Min	FG M-A	3P M-A	FT M-A	Rebounds OR	DR	TOT	Fouls PF	FD	TP	AS	TO	ST	Blocks BS	BA	+/-
21	Shameka Tubbs	F	03:54	1-1	0-0	1-1	1	0	1	2	2	3	0	0	1	0	0	-10
25	Kayla Williams	F	40:00	5-9	3-5	1-2	1	2	3	2	3	14	1	0	1	0	0	-14
0	Jada Ford	G	24:06	3-10	2-4	0-0	0	4	4	2	1	8	2	1	2	0	1	-3
1	Jireh Washington	G	31:42	6-13	0-1	3-6	2	6	8	3	5	15	4	3	1	0	0	-22
4	Mya Love	G	22:01	2-5	0-0	2-3	1	1	2	4	4	6	0	1	0	0	0	-17
23	Trinitee Jackson		13:23	4-8	0-0	3-4	4	2	6	3	4	11	0	2	0	0	0	-1
2	Starr Taylor		14:36	0-0	0-0	0-0	0	2	2	2	0	0	2	0	0	0	0	0
5	Payton Tennison		27:03	3-7	1-5	0-0	0	4	4	2	0	7	3	3	2	1	0	-9
50	Madison Heckert		13:03	1-4	0-1	0-0	0	2	2	1	0	2	1	1	0	0	0	-6
22	Maggie Mahan		04:46	0-0	0-0	0-0	1	1	1	0	0	0	1	2	0	0	0	8
14	Hailee Erickson		05:26	1-2	1-2	0-0	0	1	1	2	0	3	0	1	0	0	0	4
Team							0	1	1			0		0				
Totals				26-59	7-18	10-16	9	26	35	23	19	69	14	14	7	1	1	-14

Technical Fouls::NONE

Shooting By Period		
1st FG%	8-16	50.0%
3PT%	3-6	50.0%
FT%	0-3	0%
2nd FG%	7-15	46.7%
3PT%	2-4	50.0%
FT%	4-6	66.7%
3rd FG%	6-16	37.5%
3PT%	1-4	25.0%
FT%	5-5	100%
4th FG%	5-12	41.7%
3PT%	1-4	25.0%
FT%	1-2	50%
GM FG%	26-59	44.1%
3PT%	7-18	38.9%
FT%	10-16	62.5%

Dead Ball Rebounds: 3, 0

	TXST	ASU
Biggest lead	19 (4th 5:26)	0 (1st 10:00)
Best Scoring Run	10(4th 5:26)	8(3rd 5:44)
Lead Changes	0	
Times Tied	0	
Time with Lead	39:00	00:00

Points from	TXST	ASU
Turnovers	12	15
Paint	26	34
Second Chance	10	9
Fast Breaks	8	11
Bench	21	23

Period by Period Scoring	1st	2nd	3rd	4th	TOT
TXST	27	20	19	17	83
ASU	19	20	18	12	69

2019-20 BOX SCORES

Game 25: South Alabama 87, A-State 71

Official Basketball Box Score - Final
Arkansas St. at South Alabama
02/20/20 Mitchell Center, Mobile
2019-20 Women's Basketball

Game Time: 5:00 PM
Game Duration: 1:41
Attendance: 2,104

Officials: Angel Stanton, Meadow Overstreet, Marcus Clayton

Arkansas St. - 71 **Record: 9-16 (6-8)**

NO.	Name		Min	FG M-A	3P M-A	FT M-A	Rebounds OR	DR	TOT	Fouls PF	FD	TP	AS	TO	ST	Blocks BS	BA	+/-
25	Kayla Williams	F	06:23	1-3	0-1	0-0	0	1	1	0	0	2	0	0	0	0	1	-7
35	Peyton Martin	F	23:51	4-10	0-0	3-4	2	1	3	2	2	11	0	3	2	0	2	-16
1	Jireh Washington	G	21:22	5-9	0-0	2-2	1	0	1	3	2	12	5	1	2	0	0	-3
3	Morgan Wallace	G	35:50	6-11	1-2	2-3	1	4	5	2	4	15	1	1	3	0	2	-17
4	Mya Love	G	07:35	0-3	0-1	1-2	1	0	1	0	1	1	1	0	0	0	1	-5
0	Jada Ford		34:27	3-13	2-11	0-0	1	3	4	1	0	8	3	0	2	0	0	-15
5	Payton Tennison		35:45	6-15	3-10	0-0	0	5	5	3	0	15	2	2	3	2	0	-4
2	Starr Taylor		18:22	2-4	1-2	0-0	2	0	2	0	2	5	4	1	1	0	0	-13
23	Trinitee Jackson		09:39	0-4	0-0	0-2	1	0	1	2	2	0	1	1	1	1	2	0
21	Shameka Tubbs		02:49	0-0	0-0	0-0	0	0	0	1	0	0	0	0	0	1	0	-2
50	Madison Heckert		03:57	1-2	0-1	0-0	0	2	2	0	0	2	1	0	0	0	0	2
Team							0	1	1			0		0				
Totals				28-74	7-28	8-13	9	17	26	14	13	71	18	9	14	4	8	-16

Technical Fouls::NONE

Shooting By Period			
1st	FG%	6-18	33.3%
	3PT%	3-9	33.3%
	FT%	1-2	50%
2nd	FG%	6-18	33.3%
	3PT%	0-5	0.0%
	FT%	1-2	50%
3rd	FG%	8-20	40.0%
	3PT%	2-6	33.3%
	FT%	6-9	66.7%
4th	FG%	8-18	44.4%
	3PT%	2-8	25.0%
	FT%	0-0	0%
GM	FG%	28-74	37.8%
	3PT%	7-28	25.0%
	FT%	8-13	61.5%

Dead Ball Rebounds: 5, 4

South Alabama - 87 **Record: 13-13 (8-6)**

NO.	Name		Min	FG M-A	3P M-A	FT M-A	Rebounds OR	DR	TOT	Fouls PF	FD	TP	AS	TO	ST	Blocks BS	BA	+/-
25	Kennedi Centers	F	22:55	4-6	1-2	3-5	3	4	7	4	5	12	4	5	1	3	0	16
35	Antoinette Lewis	C	27:09	2-5	0-0	4-8	2	8	10	1	6	8	0	1	1	4	2	19
2	Shaforia Kines	G	33:03	4-10	3-7	2-2	1	5	6	1	1	13	4	3	1	0	1	23
12	Damaya Telemaque	G	35:02	7-9	4-4	2-2	0	5	5	2	1	20	5	2	1	0	0	24
14	Savannah Jones	G	36:20	6-12	2-7	2-2	0	7	7	1	1	16	3	1	0	0	0	13
22	Jaylen Mallard		07:51	3-4	0-0	0-0	1	1	2	0	0	6	0	0	1	0	0	-5
4	Mahogany Vaught		05:00	0-0	0-0	0-0	0	0	0	0	0	0	1	3	0	0	0	-13
23	Jala Buster		20:59	3-8	0-3	0-0	0	4	4	3	0	6	0	5	0	1	1	2
3	Jayla Morrow		04:38	1-1	1-1	0-0	0	0	0	1	0	3	2	0	0	0	0	1
45	Devyn Lowe		05:57	1-3	1-2	0-0	0	1	1	0	0	3	0	0	0	0	0	0
21	Casey Ferguson		01:06	0-0	0-0	0-0	0	0	0	0	0	0	0	0	0	0	0	0
Team							0	0	0			0		1				
Totals				31-58	12-26	13-19	7	35	42	13	14	87	19	21	5	8	4	16

Technical Fouls::NONE

Shooting By Period			
1st	FG%	9-13	69.2%
	3PT%	4-7	57.1%
	FT%	3-6	50%
2nd	FG%	7-13	53.8%
	3PT%	4-9	44.4%
	FT%	2-4	50%
3rd	FG%	9-15	60.0%
	3PT%	1-3	33.3%
	FT%	6-6	100%
4th	FG%	6-17	35.3%
	3PT%	3-7	42.9%
	FT%	2-3	66.7%
GM	FG%	31-58	53.4%
	3PT%	12-26	46.2%
	FT%	13-19	68.4%

Dead Ball Rebounds: 5, 2

	ASU	USA
Biggest lead	0 (1st 10:00)	23 (3rd 6:27)
Best Scoring Run	8(4th 0:40)	9(1st 7:47)
Lead Changes	0	
Times Tied	0	
Time with Lead	00:00	39:45

Points from	ASU	USA
Turnovers	26	9
Paint	30	32
Second Chance	13	2
Fast Breaks	10	18
Bench	30	18

Period by Period Scoring	1st	2nd	3rd	4th	TOT
ASU	16	13	24	18	71
USA	25	20	25	17	87

Game 26: Troy 79, A-State 64

Official Basketball Box Score - Final
Arkansas St. at Troy
02/22/20 Trojan Arena, Troy
2019-20 Women's Basketball

Game Time: 10:00 PM
Game Duration: 1:45
Attendance: 2,120

Officials: Eric Baker, Karleena Tobin, Randy Robertson

Arkansas St. - 64 **Record: 9-17 (6-9)**

NO.	Name		Min	FG M-A	3P M-A	FT M-A	Rebounds OR	DR	TOT	Fouls PF	FD	TP	AS	TO	ST	Blocks BS	BA	+/-
35	Peyton Martin	F	21:38	2-7	0-1	3-4	2	4	6	4	5	7	3	3	1	0	1	-4
00	Jada Ford	G	32:25	4-12	2-9	1-2	1	0	1	2	1	11	0	1	2	0	1	-12
1	Jireh Washington	G	13:14	1-9	1-5	1-2	1	0	1	3	1	4	1	0	1	0	0	-4
3	Morgan Wallace	G	40:00	3-11	1-4	5-7	0	5	5	4	4	12	2	1	0	0	1	-15
5	Payton Tennison	G	34:17	4-12	1-7	2-2	0	6	6	2	1	11	2	0	2	2	2	-7
2	Starr Taylor		26:46	2-8	0-2	0-2	0	0	0	1	1	4	2	1	2	0	1	-11
50	Madison Heckert		04:27	1-1	1-1	0-0	0	1	1	1	0	3	0	0	0	0	0	-8
4	Mya Love		13:18	2-10	1-2	1-2	3	0	3	3	1	6	0	0	3	0	2	-11
21	Shameka Tubbs		10:44	2-4	0-0	0-2	3	1	4	2	1	4	0	0	0	0	0	4
23	Trinitee Jackson		03:11	1-3	0-0	0-0	0	0	0	0	0	2	0	0	0	0	0	-7
Team							2	8	10			0		0				
Totals				22-77	7-31	13-23	12	25	37	22	15	64	10	6	11	2	8	-15

Technical Fouls::NONE

Shooting By Period			
1st	FG%	6-16	37.5%
	3PT%	2-6	33.3%
	FT%	5-8	62.5%
2nd	FG%	4-21	19.0%
	3PT%	2-8	25.0%
	FT%	0-2	0%
3rd	FG%	5-18	27.8%
	3PT%	2-9	22.2%
	FT%	3-6	50%
4th	FG%	7-22	31.8%
	3PT%	1-8	12.5%
	FT%	5-7	71.4%
GM	FG%	22-77	28.6%
	3PT%	7-31	22.6%
	FT%	13-23	56.5%

Dead Ball Rebounds: 6, 0

Troy - 79 **Record: 22-4 (13-2)**

NO.	Name		Min	FG M-A	3P M-A	FT M-A	Rebounds OR	DR	TOT	Fouls PF	FD	TP	AS	TO	ST	Blocks BS	BA	+/-
25	Alexus Dye	F	24:35	10-14	0-0	3-7	5	14	19	0	5	23	0	1	0	2	0	18
32	Kate Rodgers	F	13:29	1-4	0-0	0-0	3	2	5	3	1	2	0	2	0	0	0	-7
1	Kayla Robinson	G	25:46	1-6	0-2	4-5	2	5	7	1	2	6	6	1	0	0	0	2
4	Jasmine Robinson	G	28:44	1-11	0-7	0-0	1	0	1	2	2	2	6	5	0	0	0	23
12	Harriet Winchester	G	24:26	2-5	1-4	0-0	4	6	10	1	2	5	6	2	0	1	0	9
5	Tyasia Moore		16:42	4-6	0-0	0-2	2	5	7	1	2	8	1	2	1	3	0	9
20	Japonica James		25:08	12-18	0-0	1-3	2	6	8	2	6	25	0	1	1	0	2	11
40	Amber Rivers		11:48	0-5	0-3	2-2	0	2	2	3	1	2	0	0	0	1	0	-4
14	Tiyah Johnson		08:59	1-3	1-3	1-2	0	1	1	1	1	4	0	2	0	1	0	-4
10	Janiah Sandifer		13:49	0-3	0-2	0-0	1	4	5	0	0	0	2	1	0	0	0	18
0	Emely Rosario		05:51	1-1	0-0	0-0	0	0	0	1	0	2	2	1	0	0	0	0
2	Shawnta Shaw		00:43	0-0	0-0	0-0	0	0	0	0	0	0	0	0	0	0	0	0
Team							2	2	4			0		0				
Totals				33-76	2-21	11-21	22	47	69	15	22	79	23	18	2	8	2	15

Technical Fouls::NONE

Shooting By Period			
1st	FG%	7-24	29.2%
	3PT%	0-10	0.0%
	FT%	3-5	60%
2nd	FG%	9-14	64.3%
	3PT%	0-1	0.0%
	FT%	1-2	50%
3rd	FG%	10-17	58.8%
	3PT%	1-3	33.3%
	FT%	5-9	55.6%
4th	FG%	7-21	33.3%
	3PT%	1-7	14.3%
	FT%	2-5	40%
GM	FG%	33-76	43.4%
	3PT%	2-21	9.5%
	FT%	11-21	52.4%

Dead Ball Rebounds: 6, 0

	ASU	TROY
Biggest lead	7 (1st 1:40)	19 (4th 3:48)
Best Scoring Run	8(1st 5:06)	10(2nd 7:06)
Lead Changes	4	
Times Tied	4	
Time with Lead	08:13	28:41

Points from	ASU	TROY
Turnovers	15	4
Paint	26	60
Second Chance	9	17
Fast Breaks	10	22
Bench	19	41

Period by Period Scoring	1st	2nd	3rd	4th	TOT
ASU	19	10	15	20	64
TROY	17	19	26	17	79

Game 27: A-State vs. Little Rock

Game 28: A-State vs. South Alabama

0 JADA FORD

Sr. | G | 5-9 | Muskogee, Okla. (Muskogee HS)

	GP/GS	PPG	RPG	APG	FG%	FT%	3FG%
19-20	26/17	8.7	1.5	0.8	.298	.864	.289
Career	100/41	9.0	1.5	0.9	.336	.737	.330

Career Highs Pts: 30 **Reb:** 7 **Asst:** 4 **Stl:** 5 **3FG:** 6

- ***Has made at least one three in 22 straight games***
- ***Ranks 5th all-time in made three-pointers in program history (181)***
- Team leader in career 20-point games (10)
- Lone Red Wolf on the roster to score 30 points in a game

1 JIREH WASHINGTON

So. | G | 5-8 | Memphis, Tenn. (Central HS)

	GP/GS	PPG	RPG	APG	SPG	FG%	FT%
19-20	26/26	12.7	4.7	3.7	1.5	.428	.647
Career	56/52	11.5	4.4	3.4	1.4	.443	.645

Career Highs Pts: 24 **Reb:** 10 **Asst:** 8 **Stl:** 6 **FG:** 10

- ***Scored 10+ in 7 of last 8 games***
- ***Hit the game-winner at the buzzer vs. Coastal Carolina (1/25): 20 pts, 9 rebs, 6 assists***
- Scored 24 points at Tulsa (11/9), matching her career high.
- ***Double-double vs. Georgia State (15 pts, 10 rebs)***
- ***23 points at Little Rock (1/18)***



2 STARR TAYLOR

Sr. | G | 5-6 | Jonesboro, Ark. (Jonesboro HS)

	GP/GS	PPG	RPG	APG	SPG	FG%	FT%
19-20	24/3	1.6	1.8	1.5	0.6	.283	.769
Career	116/51	4.5	2.2	1.8	0.8	.368	.669

Career Highs Pts: 20 **Reb:** 8 **Asst:** 7 **Stl:** 4 **FG:** 7

- ***Team leader in games played (116), appearing in all but two games over the last three-plus seasons for Arkansas State.***
- ***Drew her first start of the year vs. Coastal Carolina (1/25).***
- Scored 5 points in reserve action at Tulsa (11/9), tallying a three-pointer



3 MORGAN WALLACE

Jr. | G | 5-10 | Little Rock, Ark. (Pulaski Academy)

	GP/GS	PPG	RPG	APG	SPG	FG%	FT%
19-20	25/25	10.3	7.8	2.1	2.0	.407	.691
Career	71/57	8.3	5.7	1.9	1.4	.394	.653

Career Highs Pts: 21 **Reb:** 15 **Asst:** 5 **Stl:** 4 **FG:** 7

- ***Team minutes leader (34.1/game) who hustles after every ball***
- ***Top rebounder and stealer on the team, among the best in the SBC***
- ***Maggie Dixon Classic All-Tournament Team***
- ***Double-double vs. Georgia State (21 pts, 11 rebs) & Appalachian State (13, 10)***



4 MYA LOVE

Fr. | G | 5-8 | Jonesboro, Ark. (Nettleton HS)

	GP/GS	PPG	RPG	APG	FG%	FT%	3FG%
19-20	22/5	2.4	2.0	0.5	.328	.529	.188
Career	22/5	2.4	2.0	0.5	.328	.529	.188

Career Highs Pts: 15 **Reb:** 7 **Asst:** 2 **Stl:** 3 **FG:** 6

- ***Lone freshman on the team after a standout prep career at Jonesboro's Nettleton HS***
- ***Career-best day in her first career start vs. Coastal Carolina (1/25): 15 pts, 7 rebs, 3 stl***
- Scored her first collegiate point at DePaul on 11/22
- Grabbed 4 rebounds at Texas State (1/4)
- 5 points at Memphis (12/14)



5 PAYTON TENNISON

Sr. | G/F | 5-11 | Valley Springs, Ark. (Valley Springs HS)

	GP/GS	PPG	RPG	APG	FG%	FT%	3FG%
19-20	24/8	7.2	2.1	1.3	.395	.900	.355
Career	109/40	5.6	1.5	1.4	.380	.783	.336

Career Highs Pts: 26 **Reb:** 6 **Asst:** 7 **Stl:** 3 **3FG:** 8

- ***18 points at Georgia State (2/6)***
- Started the first 6 games of the season
- Drilled 8 threes in a 26-point career-best night in the opener vs. CBC (11/6)
- ***Went 5-of-5 from the field (4-of-4 from three) for 14 points off the bench vs. App State (1/16)***



10 JADA STINSON

Jr. | G | 5-8 | Fayetteville, N.C. (Elizabethtown HS/Memphis)

	GP/GS	PPG	RPG	APG	SPG	FG%	FT%
18-19*	30/16	5.8	1.9	1.6	0.6	.310	.533
Career*	58/30	6.3	2.1	4.0	0.7	.330	.583

Career Highs Pts: 17 **Reb:** 6 **Asst:** 7 **Stl:** 3 **FG:** 7

- Redshirting the 2019-20 season after transferring from Memphis.



13 TALIA ROLDAN

Jr. | F | 6-4 | Merrillville, Ind. (Andrean HS/UAB)

	GP/GS	PPG	RPG	BPG	SPG	FG%	FT%
18-19	19/0	1.1	1.0	0.2	0.1	.190	.722
Career	35/0	1.5	1.0	0.2	0.1	.357	.697

Career Highs Pts: 6 **Reb:** 4 **Blk:** 2 **Stl:** 2 **FG:** 3

- Redshirting the 2019-20 season after transferring from UAB.

14 HAILEE ERICKSON

Jr. | G | 5-5 | Alton, Mo. (Alton HS/Three Rivers College)

	GP/GS	PPG	RPG	APG	FG%	FT%	3FG%
19-20	10/0	1.5	0.5	0.5	.200	.000	.208
Career	10/0	1.5	0.5	0.5	.200	.000	.208

Career Highs Pts: 6 **Reb:** 2 **Asst:** 2 **Stl:** - **3FG:** 2

- Third-Team NJCAA All-American after leading Three Rivers College in scoring (14.3 ppg)
- Finished her JUCO career third all-time in school history for three-pointers made (159).
- Career-high 6 points on a pair of threes at DePaul (11/22)

21 SHAMEKA TUBBS

RJr. | F | 6-0 | Tuscaloosa, Ala. (Northridge HS/Labette CC)

	GP/GS	PPG	RPG	BPG	SPG	FG%	FT%
19-20	26/7	1.4	2.1	0.5	0.4	.400	.313
Career	26/7	1.4	2.1	0.5	0.4	.400	.313

Career Highs Pts: 6 **Reb:** 5 **Blk:** 2 **Stl:** 2 **FG:** 3

- Redshirted her first season at Arkansas State after a standout career at Labette (Kansas) CC
- Drew her first career start in her debut vs. CBC on 11/6
- Season-high 5 rebounds at Tulsa (11/9)
- Career-high 6 points vs. North Carolina A&T (11/23)



22 MAGGIE MAHAN

Jr. | G | 5-9 | Center Ridge, Ark. (Nemo Vista HS)

	GP/GS	PPG	RPG	APG	SPG	FG%	FT%
19-20	19/3	1.6	0.8	0.7	0.3	.455	.875
Career	43/3	1.0	0.7	0.5	0.2	.341	.833

Career Highs Pts: 5 **Reb:** 3 **Asst:** 3 **Stl:** 2 **FG:** 2

- Played for the first time in 2019 vs. SEMO (11/13).
- Matched her career high with 4 points (a three-pointer, 1 FT) at Murray State (11/26)
- Drew her first career start at San Diego State (11/30).
- Drilled a three at Texas State (1/4)
- Scored a career-high 5 points vs. Appalachian State (1/16)

23 TRINITEE JACKSON

So. | F | 6-3 | Hopkinsville, Ky. (Christian County HS)

	GP/GS	PPG	RPG	SPG	BPG	FG%	FT%
19-20	24/0	3.0	2.9	0.3	0.3	.308	.479
Career	54/0	3.5	2.8	0.3	0.2	.383	.500

Career Highs Pts: 12 **Reb:** 17 **Stl:** 2 **Blk:** 1 **FG:** 4

- Played in all 30 games as a rookie, totaling 296 minutes played.
- Recorded her first career double-double in 13 minutes of reserve action, totaling 11 minutes and a game-high 17 rebounds vs. CBC on 11/6
- ***Scored 11 points vs. Texas State (2/15)***



25 KAYLA WILLIAMS

RJr. | F | 6-1 | Memphis, Tenn. (Overton HS/Wichita State)

	GP/GS	PPG	RPG	APG	FG%	FT%	3FG%
19-20	23/13	3.3	2.0	0.5	.293	.500	.281
Career	59/30	3.6	1.3	0.6	.333	.682	.329

Career Highs Pts: 17 **Reb:** 5 **Asst:** 2 **Stl:** 3 **3FG:** 4

- ***Tallied a season-high 14 points (her most since transferring to A-State) vs. Texas State (2/15)***
- Drew a starting nod vs. North Carolina A&T (11/23)
- Scored a season-high 13 points at Memphis (12/14)

35 PEYTON MARTIN

Jr. | F | 5-11 | Pine Bluff, Ark. (Watson Chapel HS)

	GP/GS	PPG	RPG	APG	SPG	FG%	FT%
19-20	24/23	12.4	5.4	0.8	1.3	.455	.641
Career	72/55	11.4	5.5	0.6	1.0	.439	.659

Career Highs Pts: 27 **Reb:** 14 **Asst:** 4 **Stl:** 5 **FG:** 11

- ***Preseason All-Sun Belt Conference (Third Team)***
- ***2018-19 Third Team All-SBC***
- Team leader in double-figure scoring games (42).
- Tallied a double double (18 pts., career-high 14 rebounds) at Tulsa (11/9)
- Season-high 23 points at Murray State (11/26)



50 MADISON HECKERT

Sr. | F | 6-4 | Atwood, Tenn. (West Carroll HS)

	GP/GS	PPG	RPG	APG	BPG	FG%	3FG%
19-20	18/0	1.2	0.9	0.2	0.1	.308	.333
Career	96/8	3.0	2.0	0.4	0.3	.441	.274

Career Highs Pts: 17 **Reb:** 8 **Asst:** 4 **Blk:** 4 **FG:** 7

- ***Scored 5 points at Texas State (1/4) and in a win over Coastal Carolina (1/25)***
- Played 17 minutes in her first appearance of the season at Tulsa (11/9).