

ARKANSAS STATE BASEBALL



RED WOLVES

2020 REFERENCE GUIDE










TABLE OF CONTENTS

1-2 ... 2019 IN PHOTOS

3 ... TABLE OF CONTENT

4-5 ... A-STATE IN PHOTOS

6 ... QUICK FACTS

- FAN INFORMATION

- COMMUNICATIONS

- PROMO SCHEDULE

7 ... PRO RED WOLVES

8 ... NO HITTERS/ONE HITTERS

9-10 ... TOMLINSON STADIUM KELL/FIELD

11 ... 2020 ROSTER

12 ... 2020 PHOTO ROSTER

13-19 ... COACHES PAGES

19-46 ... PLAYER PAGES

47-51... 2019 STATS

52-56...INDIVIDUAL AND TEAM RECORDS

57... ALL-TIME RECORDS VS OPPONENTS

58-60... ALL-TIME LETTERMEN

61-67... ALL-TIME RESULTS

68-71... ALL-TIME CONFERENCE STANDINGS

72-73... HALL OF HONOR

74-78... ADMINISTRATION

HOME SCHEDULE

ARKANSAS STATE BASEBALL

FEB 14-16 vs STEPHEN F. AUSTIN

FEB 21-23 vs NEW ORLEANS

FEB 25-26 vs MISS. VALLEY ST.

MAR 3 vs SEMO

MAR 6-8 vs GARDNER WEBB

MAR 10 vs SIU

MAR 20-22 vs TEXAS STATE

MAR 31 vs UCA

APR 3-5 vs TROY

APR 17-19 vs GEORGIA SOUTHERN

APR 21 vs MEMPHIS

APR 24-26 vs GEORGIA STATE

MAY 8-10 vs LOUISIANA

MAY 12 vs OLE MISS

OWN *the* **STATE**

THIS IS A-STATE





QUICK FACTS

UNIVERSITY

NAME.....ARKANSAS STATE UNIV.
LOCATION.....JONESBORO, ARK.
FOUNDED.....1909
ENROLLMENT.....14,085
NICKNAME.....A-STATE
COLORS.....SCARLET&BLACK
CONFERENCE.....SUN BELT
CHANCELLOR.....KELLY DAMPHOUSSE
ATHLETICDIRECTOR.....TERRYMOHAJIR
SWA.....AMY HOLT

STADIUM INFO

TOMLINSON STADIUM/ KELL FIELD
CAPACITY.....1,200
DEMENSIONS.....LF-300 CF-400 RF-335

COACHING STAFF

HEAD COACH..... TOMMY RAFFO
ALMA MATER..... MISS. STATE
RECORD AT A-STATE... 304-
317-1 (150-175-1)
YEARS AT A-STATE... 12
ASSISTANT COACH.....ROWDY HARDY
ALMA MATER..... Charter Oak
State
YEARS AT A-STATE.... 4
ASSISTANT COACH.....RICK GRAUNO
ALMA MATER..... UALR
YEARS AT A-STATE.... 4
VOLUNTEER ASSISTANT COACH
DREW LaBOUNTY
ALMA MATER.....SOUTH AL
YEARS AT A-STATE.....1ST YR

PROGRAM HISTORY

FIRST YEAR OF BASEBALL.....
ALL TIME RECORD.....
ALL-TIME SBC RECORD.....
SBC CHAMPIONSHIPS.....
NCAA APPEARANCES.....
NCAA TOURNAMENT APPEARANCES...0

COMMUNICATIONS

BASEBALL CONTACT.....MIYA GARRETT
EMAIL.....MGARRETT@ASTATE.EDU
WORK PHONE.....870-972-2541
CELL PHONE.....870.882.4576

ON THE WEB

TWITTER.....@ASTATEBASEBALL
INSTAGRAM.....REDWOLVESBASEBALL
FACEBOOK...ARKANSAS STATE BASEBALL
WEBSITE.....ASTATEREDWOLVES.COM

FAN INFO

GAMEDAY INFORMATION

- ASTATEREDWOLVES.COM
- [@ASTATEBASEBALL](https://www.instagram.com/astatebaseball)
- [REDWOLVESBASEBALL](https://www.facebook.com/redwolvesbaseball)

WEEKLY SCHEDULE

| WED. | THUR. | FRI. | SAT. | SUN. |
|------|-------|------|------|------|
| | | | | |

Communications: Assistant director of Media Relations Miya Garrett handles all communications duties for the Arkansas State baseball program. For any questions or special requests, contact Miya at Mgarrett@astate.edu or at 870.882.4576.

PRACTICE/INTERVIEWS: The Red Wolves practice throughout the week and media availability will typically take place on Monday or Tuesday, depending on the week's schedule. The media op will generally range in the 1-2 p.m. time frame, but notification will be sent out in advance of specific details. Practices are generally open for those wishing to watch, but give a heads up. Office and phone interviews may also be arranged throughout the week, depending on the schedule and student-athletes' media block. Please notify the communications staff of any special requests or any questions relating to media ops.

WWW.ASTATEREDWOLVES.COM: All information regarding the Red Wolves, including player/coach bios, game recaps, notes, stats, and more, can be found online at the Official Website of Arkansas State University at AStateRedWolves.com.

LIVE STATS: Live stats are available for each Arkansas State baseball game. Links to follow will be made available online at ASTATEREDWOLVES.com, and can generally be found specifically in the game previews or in the game notes. For all Red Wolves home games, live stats are available on the schedule page via Gametracker, or on StatBroadcast by visiting ArkansasState.statbroadcast.com.

FOLLOW THE RED WOLVES: Fans and media alike can get an exclusive, behind-the-scenes look at the Red Wolves on their official social media accounts, listed below and to the left. All four platforms will provide exclusive content throughout the season. Fans and media can also follow the Official Social Media Accounts of Arkansas State Athletics on Twitter ([@ASTATEREDWOLVES](https://twitter.com/ASTATEREDWOLVES)), on Facebook ([Facebook.com/AStateRedWolves](https://www.facebook.com/AStateRedWolves)), on Instagram ([astateredwolvesathletics](https://www.instagram.com/astateredwolvesathletics)).

RED WOLVES LOGOS



RED WOLVES IN THE PROS

TYLER ZUBER



STATUS: NON-ROSTER INVITEE

KANSAS CITY ROYALS


ERA / 2.96 / 133.2 IP

SO: 177 / 39 BB

WHITE HALL, AR

ROUND 6 (2017, KC)

KYLE MacDONALD



ROOKIE // GULF COAST LEAGUE

GCL YANKEES WEST

STATUS: ACTIVE

BIRTHPLACE: MISSISSAUGA, ON,
CANADA

BATS/THROWS: L/R HT: 6' 3" WT: 240

ZACHARY GEORGE



STATUS: FREE AGENT

LAST - NORTHWEST ARK NATURALS

AVG. 281 / OBP .394 / SLG .405

208 BB / 179 RBI / 20 HR / 78 2B

BLYTHEVILLE, AR

STUART LEVY



ROOKIE // GULF COAST LEAGUE

BOWIE BAYSOX

STATUS: RELEASED

BIRTHPLACE: LITTLE ROCK, AR

BATS/THROWS: R/R HT: 6' 2" WT: 185

#ASTATE **NO HITTERS**

NO HITTER

Taylor Fowler vs. Northwestern, 2005
Len Manning/Joey Hector vs. Harding, 1993
Reggie Gatewood vs. Arkansas-Little Rock, 1991
Preston Parker vs. Texas Pan American, 1983
Rick Sanquist vs. Harding, 1981
Ernie Crone vs. Southern Illinois, 1951

ONE HITTER

Robby Cuffia vs Louisiana Tech, 2001 (7 inning game)
Keith Horn vs. South Alabama, 1993
Brinn Williford vs. Ole Miss, 1978
Paul Williamson vs. Northern Iowa, 1977
Doug Walters vs. Northeast Louisiana, 1974
Rusty Bourg vs. Abilene Christian, 1970
A.L. Gatewood vs. Arkansas-Little Rock, 1959

ARKANSAS STATE IN THE POSTSEASON

Division I Playoffs 1994

Central Regional:
Oklahoma 10, ASU 3
ASU 10, UT-San Antonio 5
ASU 4, Nevada 2
Texas 9, ASU 4

1970 District IV:

Pan American 5, ASU 0
Texas 5, ASU 0

**College Division
Play offs
1968
Midwest Regional:**

ASU 11, Northern Iowa 3
ASU 11, Mankato State 1

College World Series:

Delta State 3, ASU 1
ASU 10, Long Island 3
Delta State 4, ASU 3

1967

Midwest Regional:
ASU 6, North Dakota 3
ASU 12, SEMO 6
North Dakota 7, ASU 6

Finals:
ASU 9, North Dakota 6

TOMLINSON STADIUM/KELL FIELD



LF 335 FT, CF 400 FT, RF 335 FT, POWER ALLEYS 370 FT, FENCE HT 8 FT, PLAYING SURFACE - **GRASS.**

YEAR-BY-YEAR at TOMLINSON STADIUM

| | | | | | | | |
|------|----|----|------|--------------|------------|------------|-------------|
| 1993 | 24 | 9 | .727 | 2006 | 16 | 10 | .615 |
| 1994 | 21 | 8 | .724 | 2007 | 13 | 14 | .481 |
| 1995 | 28 | 4 | .875 | 2008 | 8 | 16 | .333 |
| 1996 | 16 | 13 | .552 | 2009 | 15 | 12 | .555 |
| 1997 | 23 | 4 | .852 | 2010 | 17 | 12 | .586 |
| 1998 | 16 | 10 | .615 | 2011 | 19 | 13 | .593 |
| 1999 | 12 | 16 | .429 | 2012 | 21 | 8 | .724 |
| 2000 | 11 | 15 | .423 | 2013 | 16 | 14 | .533 |
| 2001 | 13 | 16 | .448 | 2014 | 20 | 11 | .645 |
| 2002 | 14 | 15 | .483 | 2015 | 8 | 12 | .400 |
| 2003 | 17 | 13 | .567 | 2016 | 16 | 11 | .593 |
| 2004 | 17 | 11 | .607 | 2017 | 17 | 12 | .586 |
| 2005 | 19 | 9 | .678 | 2018 | 11 | 14 | .440 |
| 2006 | 16 | 10 | .615 | 2019 | 16 | 12 | .571 |
| 2005 | 19 | 9 | .678 | TOTAL | 444 | 314 | .585 |

COACH J.A "IKE" TOMLINSON



Tomlinson Stadium-Kell Field has a natural grass surface, and the outfield dimensions are 335 feet down the left and right field lines, 370 to the power alleys and 400 to straightaway centerfield. The outfield wall is eight feet high.

GEORGE KELL

Named for A-State pioneer J.A. 'Ike' Tomlinson, and Major League Baseball Hall of Famer George Kell, Tomlinson Stadium & Kell Field was opened in 1993. The complex includes Tomlinson Stadium & Kell Field as well as the baseball offices and indoor workout facilities for Arkansas State baseball.

"Coach Ike" as Tomlinson was known to his former players and ASU fans, was primarily responsible for the rebirth of ASU Athletics following the end of World War II. He coached numerous programs, including baseball, and served as the school's athletic director. He was a part of ASU Athletics for almost six decades, and the school honored him in 1993 by placing his name on the new baseball facility.

Kell, a native of Swifton (Ark.), was elected to the MLB Hall of Fame in 1983, and has been an active supporter of Arkansas State baseball for many years. Kell edged out Ted Williams for the 1949 MLB batting title, going 2-for-3 on the final day of the season, while Williams was hitless in two at-bats. Kell's final mark on the season was .3429, while Williams posted a .3427 average. He was a 10-time American League All-Star who hit over .300 in eight consecutive seasons. Kell twice led the American League in hits and in doubles, and in the late 1940's and early 1950's, he was regarded as the best third baseman in the American League.

ASU has continued making improvements to the facility, including work in the dugout and indoor facility as well as increasing the school's colors of Scarlet and Black around the complex. Also, a batter's eye was added as well as retractable indoor and all-weather batting cages. Prior to the 2007 season, the Barton's Baseball Deck picnic area was added, and prior to the 2008 season over 200 field-level seats were added. Along with the new seating, which includes 26 handicap-accessible seating areas, are new party boxes which are available for groups and corporate events, new backstop netting, and new, precision-leveled infield turf.

The Legacy Walk was also created prior to the 2008 season to recognize friends of ASU Baseball for their contributions to the program.

Prior to the beginning of the 2017 season updates to the indoor and outdoor batting cages were made. Lights were installed at the stadium, and Arkansas State hosted its first night baseball games in the 1996 season, thanks in part to the donations and support of many Indian baseball fans. Tomlinson Stadium-Kell Field has a natural grass surface, and the outfield dimensions are 335 feet down the left and right field lines, 370 to the power alleys and 400 to straightaway center-field. The outfield wall is eight feet high.




Coach Ike turning on the lights at the first night game at Tomlinson Stadium & Kell Field

2020 ROSTER


| NUMERICAL | | | | | | | ALPHABETICAL | |
|-----------|------------------|------|------|----------|------|---|--------------|------------------|
| No. | Name | POS. | B/T. | HT/WT. | YR. | HOMETOWN/PREVIOUS SCHOOL | No. | Name |
| 1 | Eli Davis | OF | L/L | 6'1 /175 | SO. | Brighton, TN (Brighton HS) | 45 | AJ Spinello |
| 2 | Drew Tipton | OF | R/R | 5'10/170 | R.SR | Bryant, AR (Bryant HS) | 43 | Andrew Lannon |
| 3 | Jake Karst | C | R/R | 6'1/200 | SR. | Maize, KS (Johnson County CC) | 7 | Andrew Leggo |
| 4 | Karsen Reid | INF | R/R | 5'11/175 | SO. | Smithville, MO (Smithville HS) | 9 | Ben Klutts |
| 5 | Tyler Duncan | OF | L/R | 6'2/200 | JR. | Sooke, BC (Crowder CC) | 6 | Blake McCutchen |
| 6 | Blake McCutchen | INF | R/R | 6'0/175 | JR. | Cabot, AR (Dyersburg State CC) | 16 | Brandon Anderson |
| 7 | Andrew Leggo | INF | R/R | 5'10/200 | JR. | Waterloo, ON (St. David Sec.) | 12 | Brandon Ulmer |
| 8 | Parker Rowland | C | L/R | 6'1/215 | FR. | Owasso, OK (Bishop Kelly HS) | 39 | Bryce Bartlett |
| 9 | Ben Klutts | INF | R/R | 6'2/200 | JR. | Poteau, OK (Carl Albert St.) | 42 | Carter Holt |
| 10 | Chandler Coates | LHP | L/L | 6'0/185 | SR. | Republic, MO (Howard CC) | 10 | Chandler Coates |
| 11 | Zach Jackson | RHP | R/R | 6'0/210 | DR. | Bryant, AR (Crowder CC) | 23 | Chase Nix |
| 12 | Brandon Ulmer | OF | L/R | 5'10/160 | FR. | Booneville, AR (Booneville HS) | 23 | Colten Nix |
| 15 | Liam Hicks | INF | L/R | 6'0/200 | JR. | Toronto, ON (Mineral Area CC) | 24 | Conrad Ray |
| 16 | Brandon Anderson | RHP | R/R | 6'1/195 | JR. | Omaha, NE (Neosho CC) | 25 | Cullen Ray |
| 17 | Jared Wilson | RHP | R/R | 6'2/180 | JR. | Cowley County, CC | 2 | Drew Tipton |
| 19 | John Hoskyn | C | R/R | 5'11/200 | FR. | Stuttgart, AR (Stuttgart HS) | 1 | Eli Davis |
| 21 | Jack Jumper | RHP | R/R | 6'4/200 | SR. | Benton, Ark. (Crowder CC) | 21 | Jack Jumper |
| 23 | Colten Nix | 1B | R/R | 6'0/210 | R.JR | Benton, AR (Crowde CC) | 37 | Jacob Jablonski |
| 24 | Conrad Ray | RHP | R/R | 6'6/220 | R.JR | Germantown, Tenn. (Houston HS) | 45 | Jake Algee |
| 25 | Cullen Ray | C | R/R | 6'2/205 | R.JR | Germantown, Tenn. (Houston HS) | 26 | Jake Gish |
| 26 | Jake Gish | RHP | R/R | 6'0/195 | FR. | Waterloo, NE (Elkhorn South HS) | 3 | Jake Karst |
| 27 | Kollin Stone | RHP | R/R | 6'0/185 | SR. | Lake City, Ark. (Mineral Area CC) | 17 | Jared Wilson |
| 28 | Josh Albat | RHP | R/R | 6'1/190 | FR. | Vilonia, AR (Vilonia HS) | 34 | Jaylon Deshazier |
| 29 | Max Gehler | RHP | R/R | 5'11/175 | JR. | Howard College | 35 | Jesse Kutzke |
| 32 | Sky-Lar Culver | INF | L/R | 6'6/220 | SR. | Mountain Home, Ark. (Allen CC) | 19 | John Hoskyn |
| 33 | Chase Nix | LHP | R/L | 6'2/200 | SR. | Benton, Ark. (Benton HS) | 28 | Josh Albat |
| 34 | Jaylon Deshazier | OF | R/R | 6'2/190 | JR. | Pine Bluff, Ark. (Pine Bluff HS) | 4 | Karsen Reid |
| 35 | Jesse Kutzke | RHP | R/R | 6'2/200 | SR. | Topeka, KS (Allen CC) | 27 | Kollin Stone |
| 36 | Zech Jarrard | RHP | R/R | 6'1/190 | SR. | Temple City, Calif. (East Los Angeles J.C.) | 15 | Liam Hicks |
| 37 | Phillip Bryant | INF | R/R | 6'1/195 | R.FR | Little Rock, AR (KC CC) | 29 | Max Gehler |
| 37 | Jacob Jablonski | SS | R/R | 6'0/190 | JR. | Palmdale, CA (Paraclete HS) | 8 | Parker Rowland |
| 38 | Will Huber | RHP | L/R | 6'3/190 | SO. | Cordova, TN (St. Benedict at Auburndale HS) | 37 | Phillip Bryant |
| 39 | Bryce Bartlett | RHP | R/R | 6'0/200 | JR. | Searcy, AR (Searcy HS) | 32 | Sky-Lar Culver |
| 40 | Tristan Camp | RHP | R/R | 6'0/190 | FR. | Montgomery City, MO | 40 | Tristan Camp |
| 41 | Will Nash | RHP | R/R | 5'11/190 | JR. | Wheatley, AR, (Southwest TN St. CC) | 5 | Tyler Duncan |
| 42 | Carter Holt | RHP | R/R | 6'6/240 | R.SO | Jackson, TN (Jackson Christian) | 38 | Will Huber |
| 43 | Andrew Lannon | C | L/R | 5'11/165 | R.SO | Blytheville, AR (Amorel HS) | 41 | Will Nash |
| 45 | Jake Algee | RHP | R/R | 6'0/170 | FR. | Brookland, AR (Brookland HS) | 11 | Zach Jackson |
| | | | | | | | 36 | Zech Jarrard |

ROSTER BREAKDOWN

| BY CLASS | | | | PRONUNCIATION | | |
|-----------------|------------------|------------------|----------------|----------------|------------------|---------------|
| SENIORS-10 | JUNIORS-15 | SOPHOMORES-5 | FRESHMAN-9 | NAME | | |
| Drew Tipton | Tyler Duncan | Max Gehler | Eli Davis | Parker Rowland | Brandon Ulmer | YOULL-mer |
| Jake Karst | Blake McCutchen | Jaylon Deshazier | Karsen Reid | Brandon Ulmer | John Hoskyn | HOS-skin |
| Chandler Coates | Andrew Leggo | Jacob Jablonski | Will Huber | John Hoskyn | Josh Albat | ALL-bat |
| Zach Jackson | Ben Klutts | Bryce Barlett | Carter Holt | Jake Gish | Jesse Kutzke | Cut-ski |
| Jack Jumper | Liam Hicks | Will Nash | Will Nash | Josh Albat | Sky-Lar Culver | SKYLAR |
| Sky-Lar Culver | Brandon Anderson | Andrew Lannon | Phillip Bryant | Tristan Camp | Zech Jarrard | ZACH Jer-rard |
| Chase Nix | Jared Wilson | | | AJ Spinello | Jaylon Deshazier | Duh-SHAY-zure |
| Jesse Kutzke | Colten Nix | | | Jake Algee | Jacob Jablonski | Ja-BLON-Ski |
| Zech Jarrard | Conrad Ray | | | Max Gehler | Jake Algee | - |
| Kollin Stone | Cullen Ray | | | | Max Gehler | - |




1 ELI DAVIS
SO - INF - 1L
BRIGHTON, TENN.
BRIGHTON HS




2 DREW TIPTON
SR - CF - 3L
BRYANT, ARK.
BRYANT HS




3 JAKE KARST
R-SR - C - 2L
MAIZE, KS.
JOHNSON COUNTY CC




4 KARSEN REID
SO - 2B - 1L
SMITHVILLE, MO.
SMITHVILLE, HS




5 TYLER DUNCAN
SR - INF - 1L
SODKE, B.C.
CROWDER CC




6 BLAKE McCUTCHEN
SR - INF - 1Y
CABOT, ARK.
DYERSBURG ST. CC




7 ANDREW LEGGO
JR - INF - 2L
WATERLOO, ON.
ST. DAVID'S SECOND.



8 PARKER ROWLAND
FR - C - 1Y
OWASSO, OK.
BISHOP KELLY HS




9 BEN KLUTTS
JR - INF - 1Y
POTEAU, OK
CARL ALBERT COLLEGE




10 CHANDLER COATES
SR - LHP - 1L
REPUBLIC, MO.
HOWARD, CC




11 ZACH JACKSON
SR - RHP - 1L
BRYANT, ARK.
CROWDER CC




12 BRANDON ULMER
FR - OF - 1Y
BOONEVILLE, ARK.
BOONEVILLE HS




14 JACOB JABLONSKI
JR - SS - 2L
PALMDALE, CALIF.
PARACLETE HS




15 LIAM HICKS
JR - INF/C - 1Y
TORONTO, ON
MINERAL AREA CC




16 BRANDON ANDERSON
JR - RHP - 1Y
OMAHA, NE.
NEOSHO CC




17 JARED WILSON
JR - RHP - 1Y
CONWAY, ARK.
CROWDER COLLEGE



17 JOHN HOSKYN
JR - C - 1Y
STUTTART, ARK.
STUTTART HS




21 JACK JUMPER
SR - RHP - 1L
BENTON, ARK.
CROWDER COLLEGE




23 COLTON NIX
JR - 1B - 2L
BENTON, ARK.
CROWDER COLLEGE




24 CONRAD RAY
JR - RHP - 2L
GERMANTOWN, TENN.
HOUSTON HS




25 CULLEN RAY
JR - C - 2L
GERMANTOWN, TENN.
HOUSTON HS




26 JAKE GISH
FR - RHP - 1Y
WATERLOO, NE
ELKHORN SOUTH HS




27 KOLLIN STONE
SR - RHP - 2L
LAKE CITY, ARK.
MINERAL AREA CC




28 JOSH ALBAT
FR - RHP - 1Y
VILONIA, ARK.
VILONIA HS



29 MAX GEHLAR
FR - RHP - 1Y
-
HOWARD COLLEGE




32 SKY-LAR CULVER
SR - INF - 1L
MOUNTAIN HOME, ARK.
ALLEN CC




33 CHASE NIX
SR - LHP - 2L
BENTON, ARK.
BETON HS



34 JAYLON DESHAZIER
JR - OF - 2L
PINE BLUFF, ARK.
PINE BLUFF HS




35 JESSE KUTZKE
SR - RHP - 2L
TOPEKA, KAN.
ALLEN CC



36 ZECH JARRARD
SR - RHP - 1L
TEMPLE CITY, CALIF.
EAST LA CC




37 PHILLIP BRYANT
FR - RHP - 1Y
LITTLE ROCK, ARK.
KANSAS CITY CC




38 WILL HUBER
SO - INF - 1L
CORDOVA, TENN.
ST. BENEDICT AT AUBURNDALE HS




39 BRYCE BARTLETT
JR - RHP - 1Y
SEARCY, ARK.
SEARCY HS




40 TRISTAN CAMP
FR - RHP - 2L
MONTGOMERY CITY, MD.
MONTGOMERY CITY HS




41 WILL NASH
JR - RHP - 1Y
WHEATLY, ARK.
SOUTH WEST TENN. CC



42 CARTER HOLT
SO - RHP - 1L
JACKSON, TENN.
JACKSON CHRISTIAN HS




44 AJ SPINELLO
SO - C - 1L
KANSAS CITY, MO
ROCKHURST, HS




45 JAKE ALGEE
FR - RHP - 1Y
BROOKLAND, ARK.
BROOKLAND HS




22 TOMMY RAFFO
HEAD COACH
12th SEASON



31 RICK GUARINO
ASST. COACH/
RECURTING COORD.
4th SEASON



13 ROWDY HARDY
ASSISTANT/
PITCHING COACH
4th SEASON



33 DREW LABOUNTY
VOLUNTEER ASST/
FIRST BASE
1st SEASON

22

TOMMY RAFFO

HEAD COACH - 12TH SEASON - CAREER RECORD (304-175-1) - CAREER SBC RECORD (150-175-1)



Tommy Raffo was named head coach of the Red Wolves baseball team on July 1, 2008. He has accumulated a 258-256-1 record during his tenure as the head coach of Arkansas State. Additionally, he has compiled a 16-14 record in the Sun Belt Conference Tournament after the program was a combined 1-18 in the event from 1999 until his arrival. Raffo became the fifth head coach in the history of the A-State baseball program after serving as an assistant coach at Mississippi State from 1994-2008. During his time at Mississippi State, he served as the hitting and outfield coach for a Bulldog program that made three trips to the College World Series. Under his direction, the Bulldogs posted a team batting average of .300 or better in eight of 11 seasons. Now entering his 10th season as head baseball coach at Arkansas State, Raffo has revived the Red Wolves baseball program. He has had 14 players drafted since arriving in 2009 and has sent 17 players play in the minor leagues. The Red Wolves had four players drafted in 2015 to tie the school record for most players drafted in a single MLB draft with the 1995 squad. David Owen was the top draft pick of the class in the 19th round, while Stuart Levy was taken in the 27th round. Chandler Hawkins (33rd round) and Zach George (35th round) were A-State's other two draft picks. Bradley Wallace became the second-highest draft pick in school history when he was taken with the 307th pick in the 10th round by the Tampa Bay Rays in 2014, while Daniel Wright and Lo-

gan Uxa were each taken by the Cincinnati Reds in 2013. Jacob Lee became the school's highest draft pick in 2012 when he was taken in the ninth round by the Cleveland Indians before Tyler Zuber unseated him by being selected in the sixth round by the Kansas City Royals. The 2017 team finished with an overall record of 28-27 to claim the program's first winning season since 2014 and won two games in the Sun Belt Conference Tournament for the eighth straight season, the only team in the league to accomplish that feat. The Red Wolves posted a 17-12 record at home, including wins over No. 24 Louisiana Tech, a series victory over Cincinnati, and a win over Ole Miss at home for the second straight season. The 5-0 win over the Rebels was the first shutout over Ole Miss in school history. The Red Wolves went on a season-high five-game win streak late in the season beginning the win over Ole Miss followed by two memorable victories over Little Rock to claim the seventh seed in the SBC Tournament. The Red Wolves and Trojans played an 18-inning contest May 18 with A-State winning 9-8 in a game that tied for the longest in Division I in 2017 and was the second longest game in school history. The next day the team put up 19 runs in a 19-2 victory to sweep the Trojans in the two-game set. The final two games of that win streak came in the SBC Tournament when A-State began with a 21-4 win over Georgia State. The 21 runs were the most since in a game since 2014 and the second most in Sun Belt Conference Tournament history. The Red Wolves followed with a 4-2 win over West Division Champion UT Arlington to advance to the semifinals before losing to eventual champion South Alabama. The squad's offense set the school record for hit-by-pitches with 100 and also tied for the most home runs during the Raffo era with 34. The team had the highest runs per game (6.02) and RBI per game (5.40) this season in the BBCOR bat era, which began in 2011. The offense also stole 62 bases which was just one away from tying the most during the Raffo era. Additionally, the A-State pitching staff accumulated 462 strikeouts in 2017, which is the second most during Raffo's tenure. Joe Schrimpf became the program's all-time leader in career RBI with 146 and also set the school record for sacrifice bunts in a career. Schrimpf's name is dotted among the

top 10 in a host of other categories including career hits, walks, total bases, hit-by-pitches, atbats, and triples. A-State overcame a handful of injuries to put up a 29-29 record during the 2016 season, including winning two games in the SBC Tournament for the seventh straight year, the only team in the league to do so. The Red Wolves began the Sun Belt slate with a 4-11 record, but rebounded with a 9-6 mark down the stretch to claim the eighth spot in the conference tournament. The team also claimed a victory over No. 6 Ole Miss in its final home and nonconference game of the year May 17 with a 8-6 triumph over the Rebels. The team also rallied for two victories over Little Rock late in the year with nine runs over the final two innings in a 12-10 win May 20 and an eight-run ninth inning May 21 in a 15-11 victory. The A-State offense broke the school record for triples with 22, a mark that had stood since 1949 when that team hit 20. The team knocked in 303 runs, which is the second most during the Raffo era and eighth most in school history. The squad hit 33 home runs for the second most during Raffo's tenure and had a .387 slugging percentage, good for third highest under Raffo. The 2016 version of the Red Wolves saw Tanner Ring earn First-Team All-SBC honors at third base, while Joe Schrimpf picked up Second-Team All-Conference recognition as a utility player. It was the first time since 2012 that A-State placed multiple players on the All-SBC teams. The 2015 season was a bit of a roller coaster for Arkansas State with the team starting out 14-20 before Raffo took over the offense for the team's final 23 games and saw the team finish strongly with a 13-10 record to end the season at 27-30. A-State won two games in the Sun Belt Conference Tournament for the sixth straight season and remains the only SBC school to accomplish that feat. A-State had some early season success as the team went 7-3 in its first 10 games, including winning two out of three games against No. 7 Louisville, marking the first time the Red Wolves had won a road series against a ranked opponent since taking two of three games against No. 18 Western Kentucky in 2010. A-State capped off those first ten games with a sweep of NCAA Tournament participant Houston Baptist in Houston.



Under Raffo's direction, A-State ended the 2011 season with an overall winning record (30-28) for the first time since 2005 and finished above .500 in Sun

Belt Conference play (16-14) for the first time since 1998. Arkansas State not only made its first appearance in the Sun Belt Conference Tournament since 2006, but was one victory away from playing in the tournament's championship game. The Red Wolves advanced to the semifinals, enjoying their best run in the tournament since 1996.

In 2010, the Red Wolves finished with second-highest team batting average in school history (.312) and recorded the most hits (647) and third most RBIs (345) in school history.

Raffo led the Red Wolves to a 23-30 record in 2009, and although Arkansas State missed the Sun Belt Conference tournament by one-half game, the team showed a great deal of improvement over the previous season. The Red Wolves won 12 Sun Belt Conference games in Raffo's first season, up from just eight the year before, and A-State's overall record showed an improvement of three wins over the 2008 season. Arkansas State earned conference victories over Louisiana-Lafayette, Louisiana-Monroe, South Alabama and UALR. The Red Wolves raised their team batting average an impressive 36 points over the previous season, finishing the year with a team average of .296. Five players hit .300 or better, compared to just one in the previous season, with one, sophomore Murray Watts earning All-Conference honors at the conclusion of the season. All-Conference selection Chase Ware helped keep the Red Wolves strong on the mound in 2009, and Ware signed with the Cincinnati Reds organization at the conclusion of the season. During his 15 seasons at Mississippi State, Raffo served as the recruiting coordinator for the Bulldog baseball program, landing 10 straight recruiting classes ranked in the top 33 nationally by Collegiate Baseball. He coached seven All-America players and four Academic All-Americans. He was named as the 2007 Southeastern Conference Fellowship of Christian Athletes Coach of the Year, and during his time at MSU, 49 Bulldogs were chosen in the Major League Baseball Draft. Raffo's outstanding recruiting at MSU paid dividends for the program as he helped the Bulldogs reach the SEC Tournament 12 times, with two championships to their credit. Mississippi State also made 11 appearances in the NCAA Tournament during Raffo's time with the program, winning five regional titles. The Bulldogs made three appearances in the NCAA Super Regionals and advanced to the College World Series in 1997, 1998 and 2007. Raffo coached one Johnny Bench Award winner, given annually to the top college catcher in the country, and helped seven hitters finish the season in the SEC's top five batting averages.

However, the conference season proved to be a tough go with A-State starting out 5-15 in SBC play before rallying to earn the eighth and final seed in the conference tournament by winning seven of its final nine league games. The Red Wolves also had to deal with terrible weather throughout the season as the team had 26 of its 57 games altered in some form or fashion by inclement weather.

Zach George became the team's first All-American position player, and second player overall, in the Raffo era in 2015 and first position player since Josh Yates in 2007. George led the nation in on-base percentage at .548 and led the conference in batting average (.399), hits (81), walks (52), and doubles (22) to earn ABCA and Louisville Slugger Third-Team All-American honors. He was also a finalist for the Gregg Olson Breakout Player of the Year award.

The Red Wolves experienced a number of "firsts" in 2014 as the program went to its fifth straight Sun Belt Conference tournament and won at least two games in the postseason for the fifth straight season. Raffo guided his squad to a 32-27 overall record and an 18-12 mark in league play, earning the No. 3 seed in the SBC Tournament and advanced to the semifinals for the second straight season.

A-State defeated the second ranked team in the nation (Louisiana-Lafayette) 6-4 at home on March 4, marking the highest ranked opponent the team had ever played and defeated at Tomlinson Stadium. The Red Wolves also set a new attendance record when a crowd of 1,143 was on hand to watch Arkansas State take on Ole Miss on May 13.

The 2014 campaign also saw several players set career milestones, including David Owen who was named to the Gregg Olson Breakout Player of the Year watch list. Dustin Jones became the school's all-time leader in games played with 228 and Chandler Hawkins spun a gem in the SBC Tournament with a complete game shutout in an elimination game. Raffo, who also coached the corner infielders, helped the Red Wolves' achieve the highest fielding percentage in school history at .974. A-State committed just 57 errors during the season, the second fewest in the Sun Belt Conference.

In 2013 he led A-State to its fourth straight appearance in the Sun Belt Conference tournament and the Red Wolves are the only team to have at least two games in the tournament during that span. Raffo perhaps faced his toughest task in 2013 as the Red Wolves were plagued by injuries and were forced to adjust their lineup throughout the year. After finding form near the end of the regular season, Raffo's squad finished with a 28-31 overall record and a 12-18 mark in conference play.

After a loss to Troy on the first day of the SBC Tournament, A-State bounced back to defeat Western Kentucky and then knocked out the Trojans in an elimination match. Raffo also helped several players reach career milestones, including Ryan Emery who became the school's all-time leader in walks and finished among the top five in career RBIs at the school.

In 2012 he led Arkansas State to a 34-23 record and a 19-9 record in Sun Belt Conference play. A-State finished second overall in the SBC and the 34 victories were the most for any team in the Sun Belt Conference and are the most in Raffo's tenure. A-State's 34 victories are also the most since winning 35 games in 1997 and the fourth-most in school history. A-State advanced to the championship game of the SBC Tournament for the first time since 1996. Raffo was named the SBC Coach of the Year, while senior pitcher Jacob Lee earned SBC Pitcher of the Year honors. Closer John Koch and shortstop Dustin Jones were also All-SBC second-team selections.



As a player, Raffo was co-captain of the 1990 Mississippi State team that advanced to the College World Series. He was a two-time Academic All-American and a three-time Academic All-SEC selection. He was named first-team All-SEC in 1989 and 1990, and in 1990 earned second-team All-America honors from both the American Baseball Coaches Association and Baseball America. After earning his Bachelors of Business Administration Degree from Mississippi State in 1990, he was chosen by the Miami Miracle with the first pick of the eighth round in the 1990 MLB Draft. While playing in the Reds organization, he was the MVP of the 1991 South Atlantic League All-Star Game, and was Co-Captain of the 1992 Midwest League Champion Cedar Rapid Reds. A native of Orange Park, Fla., Raffo is married to the former Paula Hawkins of Calhoun City, Miss., and they are the parents of two daughters, Claudia Elizabeth and Anna Winifred and a son, Thomas Hanniford "Ford."

THE RAFFO FILE

Career record at A-State - 304-175-1

Career Overall Record - Same

Personal

wife: Paula

Children: Claudia, Anna & Ford

Education

High School: Bishop Kenny High School

College: Mississippi State, 1990 (Business Administration)

Playing Career

- 1987-1990 - Mississippi State
 - 1990 - Miami Miracle
- 1991-1992 - Cincinnati Reds Organization
- 1993 - St. Paul Saints (Northern League)
- Playing Honors
 - Two-time All-America
 - Two-time All-SEC
 - Two-time All-SEC Tournament
- Ranks among the top-10 in several Mississippi State hitting categories
 - Two-time GTE/CoSIDA Academic All-America
 - First pick of the 8th round in 1990 MLB Draft
- MVP of 1991 South Atlantic League All-Star Game

Coaching Career

- 1994-97 Volunteer Assistant, Mississippi State
- 1998-2008 Assistant Coach, Mississippi State
- 2009-Present, Head Coach, Arkansas State


Coaching Honors

- 2007 Fellowship of Christian Athletes SEC Coach of the Year
- 2012 Sun Belt Conference Ron Maestri Coach of the Year

31

RICK GUARNO

Assistant Coach/Recruiting Coordinator - Third Season



Rick Guarno was hired as an assistant coach and recruiting coordinator at Arkansas State on July 21, 2017.

Guarno most recently served as the hitting coach and recruiting coordinator for the Skyhawks for the past three seasons, which coincided with some of the best seasons in school history. UT Martin won 30 Ohio Valley Conference games during his tenure for the most OVC wins in a three-year span in school history. Last season, UTM won 25 games, which were the most in the Division-I Era (since 1992) for the program and qualified for the OVC Tournament for just the third time in school history. The 2017 version of Guarno's offense ranked in UT Martin's top five in single-season history in hits (569, third), home runs (43, third), total bases (833, third), doubles (105, fourth), walks (205, fourth) and triples (15, fifth). He also helped Connor Aube earn Freshman All-American honors from Collegiate Baseball after successfully recruiting him to

JTM. The Skyhawks' offense in 2016 set the school record for walks with 231, while recording the most runs scored (340), hits (554), doubles (106) and RBI (318) since 2010. His first season with the program in 2015 saw UT Martin nearly double its home run total from the previous year with 39, which was fourth most in school history. Guarno was also responsible for recruiting two All-OVC Freshman Team players, UT Martin's all-time career saves leader (Patrick Bernard), one high school Preseason All-American, and one high school All-American during his time with the university.

Prior to his time at UT Martin, Guarno served as the recruiting coordinator for current UTM head coach Rick Robinson at Young Harris College in Young Harris, Ga. During his two seasons at the school he coached five All-Con-

ference players, one All-American, and one Academic All-American. The All-American was Zach Bricknell, who hit a school record 22 home runs and led the nation.

The 2014 version of the Mountain Lions' offense ranked fifth nationally in home runs per game (1.0), seventh in home runs (50), 18th in walks (216), 25th in scoring per game (.71 runs), and 26th in slugging percentage (.444). The offense in Guarno's first season in 2013 led the nation in home runs per game (1.4), ranked second in home runs (66), seventh in slugging percentage (.493), 17th in scoring per game (.76 runs), and 27th in runs scored (366). Before his time at Young Harris, Guarno spent the 2011 and 2012 campaigns at his alma mater, the University of Arkansas at Little Rock. In 2012, he helped the Trojans set program records for most home runs and triples in a single season. The Trojans ranked first in the nation in home runs per game (1.22), third in slugging percentage (.477) and sixth in scoring (7.4 runs per game). In 2011, he was part of the staff that led the Trojans to a 2011 Sun Belt Conference Tournament championship and the program's first-ever NCAA Regional appearance. Working primarily with the catchers at UALR, Guarno coached All-Sun Belt first-team catchers Myles Parma, Nick Rountree and Blake Johnson. Parma hit a team-best .350 with a .439 on-base percentage in 2011 while Rountree belted a team-high seven homers to go along with 14 doubles and 35 RBI in 2011. Johnson hit .314 with 14 doubles and six home runs in 2012. In total, five players achieved All-SBC status during his tenure, with two being named to ABCA All-Region teams, and Sean Bignall being named a semifinalist for the Dick Howser Trophy and Golden Spikes Award. A catcher by trade, Guarno was drafted by the Colorado Rockies in the fourth round (107th overall) of the 2003 Major League Baseball Draft. He played seven seasons of professional baseball, earning a

callup to Triple-A Colorado Springs in 2008 after tallying a .290 batting average and .342 on-base percentage with five homers and 15 RBI, in 27 games at Double-A Tulsa. He played in 24 games at the Triple-A level and hit seven doubles, two triples, a home run, and drove in 10 runs.

All in all, Guarno hit .252 with 56 doubles, 15 long balls, and 108 RBI in six seasons of affiliated baseball in the Rockies' organization. He ended his professional baseball career with the Calgary Vipers of the independent Golden League. He hit .308 with 27 doubles, nine homers, and 53 RBI to help the Vipers win the league championship.

Guarno played his last season of collegiate baseball at UALR before being drafted after his junior year. He picked up All-Sun Belt first-team accolades and second-team ABCA Rawlings All-South Central Region honors in 2003. He started 55 games at catcher as a junior, hitting .344 with 27 doubles, 54 runs scored, 48 RBI's and a .555 slugging percentage.


A native of Syracuse, N.Y., Guarno began his collegiate career at the University of Maryland Baltimore County, where he was a two-year starter at catcher and in the corner outfield. He hit .342 as a freshman to help the Retrievers advance to the 2001 NCAA Regional. He followed with a solid sophomore campaign when he registered a .323 batting average with 10 doubles to help UMBC to a 20-7 conference record and a Northeast Conference championship game appearance. Guarno attended Bishop Kearney High School in Rochester, NY, where he was a two-time City-Catholic League All-Star. He ranked seventh in his graduating class and was a member of the National Honor Society. He graduated from UALR in 2012 with a bachelor's degree in liberal arts. Guarno is married to the former Amanda Harrison of Conway, Ark., and the couple has one son, Coy.



13

ROWDY HARDY

Assistant Coach/Pitching Coach - Thrid Season



Rowdy Hardy was named the pitching coach for the Arkansas State baseball program on Monday, July 17, 2017. Hardy began his coaching career at NMMI in July 2012 and has spent the last five seasons with the Broncos under head coach and former A-State assistant coach Chris Cook. Prior to his time at NMMI he completed a six-year stint in the minor leagues split between

the Kansas City Royals and Atlanta Braves organizations.

A native of Bethel Springs, Tenn., Hardy has helped over 80 percent of New Mexico Military Institute players continue their careers after playing at the junior college located in Roswell, N.M., with 22 going on to compete for Division I schools. He helped pitchers Jeremy Mortensen (2014) and Carlos Ortiz (2016) earn First-Team All-Conference honors, while another 10 earned honorable mention selections during his tenure including Parker Bateman in 2017.

Additionally, the 2016 version Broncos went to the NJCAA Region V tournament for the program's first regional appearance since 1961. The team picked up 28 victories with 22 coming in the Western Junior College Athletic Conference (WJCAC), both of which are school records. Hardy's pitchers set the walk-to-strikeout ratio school record in 2016 after setting records for saves, strikeouts, strikeouts per inning in the 2015 campaign.

Hardy enjoyed a successful minor league career with the Kansas City Royals in 2006 after completing his collegiate career at Austin Peay. The left-handed pitcher registered a 40-32 record in his career with a 3.30 ERA with 403 strikeouts against 121 walks in 48.2 innings. He was named the Royals' Organizational Pitcher of the Year in 2007 after posting a 15-5 record with a 2.48 ERA in 167 innings with 91

punch outs against 16 free passes for Class-A Advanced Wilmington.

He advanced to Double-A with the Royals before being selected by the Braves in the minor league portion of the Rule 5 Draft prior to the 2011 season. He played most of the season in Double-A, but did throw 7.2 scoreless innings for Triple-A Gwinnett before his career came to a close.

The hurler enjoyed a fantastic career for Austin Peay during his collegiate years from 2004-06 as evidenced by his induction into the APSU Hall of Fame in 2016. Hardy's name can be found on the Governors'

Top 10 season and career lists 21 times with top marks in wins (32) and walks per nine innings (1.74). Additionally, the 32 victories are the most in Ohio Valley Conference history.

Hardy was named the 2004 OVC Rookie of the Year and was a Louisville Slugger Third-Team All-American selection that season. He followed his sophomore campaign with a Second-Team All-American nod and led the Governors to their first NCAA Tournament bid since 1996. He concluded his career with another All-OVC selection as a senior and posted his career-best ERA (2.58).


Hardy is married to his wife, Megan, and has a son, Inning, and daughter, Bea.



33

DREW LaBOUNTY

Volunteer Assistant Coach - 1st Season



Drew LaBounty was named to the Arkansas State Baseball staff August 5, 2019.

LaBounty spent the 2019 season at Pearl River Community College where coached the infielders and assisted with recruiting. The Wildcats finished the year 41-14 overall and 19-9 in the Mississippi Association of Community & Junior Colleges conference. The squad carried the No. 1 seed entering the NJCAA D-2 World Series, where it defeated Pasco-Hernando State College 8-4 but made an exit after dropping back-to-back contests in the second and third round.

A native of Pensacola, Fl., LaBounty played at South Alabama where he finished his career with a .283 batting average, six home runs, 110 RBIs, 35 doubles and 22 stolen bases.

He was a First Team All-Sun Belt Confer-

ence selection in 2016 and 2017 and was also a preseason pick heading into the 2018 season. He spent the summer of 2017 as a shortstop for the Bourne Braves in the prestigious Cape Cod Baseball League.


LaBounty lettered four years in baseball and two years in basketball at Pensacola Catholic, where he hit .511 with nine doubles, one home run, 27 RBIs, 22 stolen bases and 41 runs scored as a senior. He was named Class 4A first team all-state by the Florida Athletic Coaches Association as a senior. In addition to earning a state title in '13, he also helped PCHS win the title in 2012 and place second the year before.

He was drafted by the Toronto Blue Jays in the 40th round of the 2018 MLB Draft.

- South Alabama Alumni
- Suffered Career ending eye injury in 2018
 - All Sun Belt Conference Selection
 - .233 / 6 HR / 110 RBIs / 35 2B / 22 SB
 - Three Time State Champion
 - Toronto Blue Jays



RETURNERS




1 ELI DAVIS

6'1 - So. - OF - Brighton, Tenn. - Brighton HS

FRESHMAN YEAR (2019): Played in 39 of the team's games while tallying 24 starts ... posted a .207 batting avg. to go along with 23 hits, 11 RBIs, 6 doubles, a triple and a home run ... he registered a .306 slugging percentage, .302 on base percentage and a .931 fielding percentage ... he earned 14 walks and was hit by pitch once as he stole four bases ... he drove in a season-high three RBIs at Georgia Southern (May 11) to go along with two hits and a double ... he went three-for-four against Appalachian State (May 4) while registering two RBIs, a double and a triple while earning three walks ... he was just a home run shy of completing the cycle against Mississippi Valley State (Feb 27) after going three-for-four and registering a double, a triple, two RBIs and two runs.


HIGH SCHOOL: Four-year letterman for Brighton High School ... Gatorade Player of the Year nominee ... finalist for Tennessee Mr. Baseball ... Navy Scholar Athlete of the Year ... district MVP as a senior ... helped BHS to a 29-8 record and a district title for the first time in a decade and first regional appearance in four years in 2018 ... second-team All-State selection by Tennessee Baseball Report and Region 7 Player of the Year ... hit .337 with 22 RBI and 24 stolen bases as a sophomore and was named to the Tennessee Baseball Report Super Freshman/Sophomore Team ... 13th in graduating class and had a 3.9 GPA.

PERSONAL: Son of H.T. and Carol Davis ... birthday is Nov. 4 ... major is accounting ... enjoys playing video games and fishing.



CAREER STATS

| Year | avg | gp-gs | ab | r | h | 2b | 3b | hr | rbi | tb | slg% | bb | hbp | so | gdp | ob% | sf | sh | sb-att | po | a | e | fld% |
|-------|------|-------|-----|----|----|----|----|----|-----|----|------|----|-----|----|-----|------|----|----|--------|----|---|---|------|
| 2019 | .207 | 40-24 | 111 | 21 | 23 | 6 | 1 | 1 | 11 | 34 | .306 | 14 | 1 | 26 | 1 | .302 | 0 | 1 | 4-5 | 65 | 2 | 5 | .931 |
| TOTAL | .207 | 40-24 | 111 | 21 | 23 | 6 | 1 | 1 | 11 | 34 | .306 | 14 | 1 | 26 | 1 | .302 | 0 | 1 | 4-5 | 65 | 2 | 5 | .931 |



2 DREW TIPTON

5'10 - R-Sr. - OF - Bryant, Ark. - Bryant HS

JUNIOR SEASON (2019): Started in all of the squads 55 games (all in centerfield) ... hit .276 on the year with 60 hits, including nine doubles, two triples and a home run ... He drove in 30 runners as he saw 76 total bases ... he registered a .419 on base percentage, .350 slugging percentage and a .992 fielding percentage as he only had one error on the year ... he scored a team-high 47 times on the year as he walked 37 ... Tipton stole a career-high 27 bases as he made 28 attempts ... Drove in a season-high five runners against Appalachian State (May 04), where he also earned a double, a triple and saw home plate three times.

REDSHIRT SOPHOMORE SEASON (2018): Played in 46 games with 44 starts, all in centerfield ... hit .265 on the year with 44 hits, including 15 doubles and a home run ... the 15 doubles were the second most on the team ... scored the third most runs on the team with 32 ... drove in 13 runs and had 62 total bases ... posted a .364 on-base percentage with 20 walks and seven hit-by-pitches ... second on the team with eight steals in nine attempts ... posted a .982 fielding percentage ... hit two doubles in two different contests (versus Troy April 21 and at Little Rock May 19) ... registered a career-best seven total bases at UTA April 15 ... scored a career-high three runs against UCA April 25 ... swatted a walk-off single against SIU March 13 ... had a season-high three hits in three different contests (at Missouri State March 10, versus Southern Illinois March 13, and at UT Arlington April 15) ... season-best two RBI against SIU March 13 ... posted 10 multiple-hit games ... recorded a 16-game hit streak during the season, tied for 13th longest in school history.


REDSHIRT FRESHMAN SEASON (2017): Played in 51 games with 46 starts (all but one in left field) ... hit .261 with seven doubles, one triple, and four homers ... drove in 21 runs and posted an on-base percentage of .368 and slugging percentage of .399 ... walked 16 times and hit by a pitch on 11 different occasions ... scored 34 runs, had four sacrifice bunts, and was successful on seven of eight attempts stealing bases ... made two errors and tallied a .978 fielding percentage ... posted eight multiple-hit games and four multiple-RBI games with a season-high five RBI effort May 25 versus Georgia State in the opening round of the Sun Belt Conference Tournament ... hit the team's only grand slam of the season in the May 25 game versus the Panthers ... recorded season-high three hits three separate times (April 1 at Texas State, May 5 vs. UTA, and May 19 versus Little Rock) ... had six total bases in the May 25 game versus Georgia State and also at Texas State April 1 for season best ... scored season-high two runs in 10 games ... stole two bases at Northwestern State Feb. 24 ... put away season-high six putouts May 18 versus Little Rock ... ended season on a seven-game hit streak.

FRESHMAN SEASON (2016): Redshirted during true freshman season.



CAREER STATS

RETURNERS



3

JAKE KARST

6'1 - Sr. - C - Maize, Kan. - Maize HS

JUNIOR YEAR (2019): Karst made 12 starts for the Red Wolves in 2019 ...He registered a .204 average, .306 slugging percentage and a .988 feilding percentage ... Karst registered one home run on the year and two doubles while he drove in four runners ... The junior walked eight times on the season as he scored seven times.

JUNIOR COLLEGE (2018): Johnson County Community College ... Appeared in 60 games ... 229 plate appearances ... Earned a 3.25 batting average ... Averaged .986 fielding percentage ... caught 17 runners stealing ... hit 3 homeruns ... Ranked first in strike outs at 61 in the Kansas Jayhawk Community College.


HIGH SCHOOL (2017): Prepped Maize High School ... Ranked 18th In the state of Kansas ... played in 66 games ... earned a .336 batting average ... Earned 42 RBIs ... Averaged a .465 OBP ... Named player of the year in 2016 ...named second team all-state in 2016 ... Lead his team to the state tournament in 2016 where they took state runner-up.

PERSONAL: Birthday is Dec. 26 ... Son of Chrissy and Jeff karst ... Inducted into the national honors society in high school ... Enjoys video games and food ... Majoring in health administration.



CAREER STATS

| Year | avg | gp-gs | ab | r | h | 2b | 3b | hr | rbi | tb | slg% | bb | hbp | so | gdp | ob% | sf | sh | sb-att | po | a | e | fld% |
|-------|------|-------|----|---|----|----|----|----|-----|----|------|----|-----|----|-----|------|----|----|--------|----|---|---|------|
| 2019 | .204 | 24-12 | 49 | 7 | 10 | 2 | 0 | 1 | 4 | 15 | .306 | 8 | 0 | 18 | 1 | .316 | 0 | 0 | 0-0 | 73 | 6 | 1 | .988 |
| TOTAL | .204 | 24-12 | 49 | 7 | 10 | 2 | 0 | 1 | 4 | 15 | .306 | 8 | 0 | 18 | 1 | .316 | 0 | 0 | 0-0 | 73 | 6 | 1 | .988 |




4 KARSEN REID

5'11 - So. - INF - Smithville, MO - Smithville HS

FRESHMAN YEAR (2019): Played in 27 of the team's games while tallying 11 starts ... posted a .108 batting average to go along with four hits, two RBIs and seven runs ... he registered a .108 slugging percentage, .277 on base percentage and a .985 fielding percentage ... he walked six times on the season and was hit by pitch twice with one stolen base ... he went two-for-three against Georgia Southern (May 11) with an RBI and a run while turning two double plays.

High School (2018): Prepped Smithville high school ... 2016 first team all-conference ... 2017 first team all-conference and first team all-district ... 2018 first team all-conference, first team all-district and second team all-metro ...


Personal: Birthday Oct. 6 ... Son of Kent and Kristy Reid ... Majoring in Finance.



CAREER STATS

| Year | avg | gp-gs | ab | r | h | 2b | 3b | hr | rbi | tb | slg% | bb | hbp | so | gdp | ob% | sf | sh | sb-att | po | a | e | fld% |
|-------|------|-------|----|---|---|----|----|----|-----|----|------|----|-----|----|-----|------|----|----|--------|----|----|---|------|
| 2019 | .100 | 28-12 | 40 | 7 | 4 | 0 | 0 | 0 | 2 | 4 | .100 | 6 | 3 | 18 | 0 | .260 | 1 | 2 | 1-2 | 30 | 40 | 1 | .986 |
| TOTAL | .100 | 28-12 | 40 | 7 | 4 | 0 | 0 | 0 | 2 | 4 | .100 | 6 | 3 | 18 | 0 | .260 | 1 | 2 | 1-2 | 30 | 40 | 1 | .986 |

RETURNERS



5 TYLER DUNCAN


6'2 - Sr. - INF - Sooke, BC - Crowder CC

JUNIOR YEAR (2019): Played in 53 of the team's games earning 52 starts ... posted a .269 batting average on the season to go along with 39 RBIs, 10 doubles and two triples ... he knocked out four home runs while tallying 52 hits, 19 walks and 78 total bases ... registered a .404 on base percentage, .333 slugging percentage and a .992 fielding percentage on the year ... Was just a double shy of completing the cycle against Appalachian State (May 3) when he went a perfect four-for-four with five RBIs, a triple and a home run while scoring twice in the 10-2 win over the Mountaineers ... In game two against Appalachian State (May 4) he went four-for-five while driving in four runners to go along with a triple and a walk.

CROWDER COLLEGE (2017-18): Played two seasons at Crowder Community College ... hit .358 as a freshman with a .462 on-base percentage and .622 slugging percentage ... scored 75 runs and hit 21 doubles, eight triples, and 10 homers in 2017 along with 80 RBI and 14 steals ... helped the RoughRiders advance to the NJCAA World Series in 2017 ... 80 RBI were the most in Crowder history for a single season ... hit .367 with a .478 on-base percentage and .592 slugging percentage as a sophomore in 2018 ... swatted 20 doubles, four triples, and seven home runs in 2018 with 68 RBI and six steals ... named First-Team All-Region in 2017.


HIGH SCHOOL: Attended Edward Milne Community School ... played for the Victoria Eagles of the Premier Baseball League, where he was named the league MVP and top offensive player ... also played for the Canadian Junior National Team ... drafted in the 30th round (897th overall) in the 2016 MLB Draft by the Seattle Mariners ... current record holder for home runs and stolen bases for the Eagles ... also played soccer.

PERSONAL: Son of Cherie and Colin Duncan ... birthday is Aug. 26 ... majoring in general studies ... enjoys hiking and the outdoors in general.



CAREER STATS

| Year | avg | pp-pc | ob | r | b | 2b | 3b | hr | rbi | bb | slg% | bb | bbp | so | gdp | ob% | cl | sh | st-out | po | a | e | fld% |
|-------|------|-------|-----|----|----|----|----|----|-----|----|------|----|-----|----|-----|------|----|----|--------|-----|----|---|------|
| 2019 | .265 | 54-53 | 196 | 27 | 52 | 10 | 2 | 4 | 38 | 78 | .388 | 19 | 1 | 55 | 0 | .329 | 3 | 3 | 0-0 | 112 | 69 | 7 | .956 |
| TOTAL | .265 | 54-53 | 196 | 27 | 52 | 10 | 2 | 4 | 38 | 78 | .388 | 19 | 1 | 55 | 0 | .329 | 3 | 3 | 0-0 | 112 | 69 | 7 | .956 |



7 ANDREW LEGGO


5'10 - Jr. - INF - Waterloo, ON - St. David's Secondary

SOPHOMORE SEASON (2019) Made 35 appearances as eight of them were starts ... finished the season with a .218 average as he seen 55 at bats ... Leggo hit four home runs, two triples and a double on the year ... he drove in 12 batters as he scored eight runs himself ... Leggo registered a .527 slugging percentage, .357 on base percentage and a .905 fielding percentage as he only committed two errors on the year ... Leggo walked 12 times on the season as he earned 29 total bases ... He had a solid performance in Arkansas State's match against La Tech (March 2) as he notched a home run, drove in two runners, while earning a hit and a run.

FRESHMAN SEASON (2018): Saw action in 27 games and made 10 starts ... played at third base and in the outfield ... hit .196 (11-for-56) with seven RBI, eight runs scored, 16 total bases ... swatted one triple and one home run ... drew seven walks and was hit six times for a .343 on-base percentage ... hit lone triple at South Alabama April 28 ... hit first career dinger at Ole Miss April 18 ... drove in a season-high two runs at USA April 28 and versus Coastal Carolina March 17 ... scored season-best two runs at Missouri State March 11 and at ULM March 24 ... recorded season-best two hits at Missouri State March 11 and versus Louisiana-Lafayette March 29 ... walked twice in two different contests [at Missouri March 21 and at ULM March 24 ... posted a season-best three putouts at ULM March 24.

HIGH SCHOOL: Ranked as the 23rd best player in Ontario and second-best second baseman by Prep Baseball Report and ranked as 22nd best player by Perfect Game ... earned All-Region Honorable Mention honors as a senior ... played for the Ontario Blue Jays, one of Canada's premier travel organizations ... helped the Blue Jays to a Baseball's Elite Summer Tournament (B.E.S.T.) National Championship in 2016 and the team finished the year ranked No. 17 according to Perfect Game ... led the team to a 2016 Canadian Premier Baseball League (CPBL) championship ... also competed in one year of basketball and three years of track and field ... reached the Ontario Federation of School Athletic Associations (OFSAA) meet his senior year in the 4x400m relay ... made the Honor Roll all four years.


PERSONAL: Son of Robert Leggo and Lisa Voll-Leggo ... birthday is Nov. 11 ... majoring in nursing ... enjoys watching movies, playing ping pong, and exploring nature.



CAREER STATS

| Year | avg | ops | ab | r | h | 2b | 3b | hr | rbi | bb | slg% | bb | k | so | gdp | ob% | ci | sh | sb-att | po | a | e | fld% |
|-------|------|------|----|---|----|----|----|----|-----|----|------|----|---|----|-----|------|----|----|--------|----|---|---|------|
| 2019 | .218 | .364 | 55 | 8 | 12 | 1 | 2 | 4 | 13 | 12 | .527 | 12 | 1 | 22 | 0 | .352 | 3 | 2 | 1-1 | 15 | 4 | 2 | .905 |
| TOTAL | .218 | .364 | 55 | 8 | 12 | 1 | 2 | 4 | 13 | 12 | .527 | 12 | 1 | 22 | 0 | .352 | 3 | 2 | 1-1 | 15 | 4 | 2 | .905 |

RETURNERS



10 CHANDLER COATES

6'0 - Sr. - LHP - Republic, MO - Howard CC

JUNIOR SEASON (2019): Appeared in 17 games as he made 10 starts ... He registered 54 strikeouts in the year through 73.2 innings pitched ... opposing batters registered a .275 average against Coates ... Coates went 4-5 on the year as he earned a 5.13 ERA ... Coates pitched a complete game in Arkansas State's 1-2 loss against Little Rock (May 16), where he earned nine strikeouts on the match while only allowing a walk and a run ... He punched out a season-high seven through six innings, in the Red Wolves 16-4 win over Missouri State (March 10) on a 2.25 ERA ... Coates finished the year with a 5.13 ERA which was fifth best on the team.

Howard College: Howard College, Big Springs, Tx. ... Made 13 starts He pitched 71 innings at Howard College ... He had three complete games and one shutout ...

University of New Mexico: He made eight appearances at the University of New Mexico,


High School: Prepped at Republic High School in Republic Mo ... Named a Missouri State High School class 5 All-State Honorable mention in 2016 ... Led Republic High School to the district playoffs in 2015 ... Set a school record with 19 strikeouts and no walks in his final high school game ... He didn't allow a run in three post season starts.

Personal: Birthday is April 6 ... Son of Jim and Sherri Coates ... Majoring in Business Management ... Enjoys the outdoors and spending time with his family.



CAREER STATS

| Year | avg | gp-gs | ab | r | h | 2b | 3b | hr | rbi | tb | slg% | bb | hbp | so | gdp | ob% | sf | sh | sb-att | po | a | e | fld% |
|-------|------|-------|----|---|---|----|----|----|-----|----|------|----|-----|----|-----|------|----|----|--------|----|----|---|------|
| 2019 | .000 | 17-10 | 0 | 0 | 0 | 0 | 0 | 0 | 0 | 0 | .000 | 0 | 0 | 0 | 0 | .000 | 0 | 0 | 0-0 | 7 | 13 | 3 | .870 |
| TOTAL | .000 | 17-10 | 0 | 0 | 0 | 0 | 0 | 0 | 0 | 0 | .000 | 0 | 0 | 0 | 0 | .000 | 0 | 0 | 0-0 | 7 | 13 | 3 | .870 |



11 ZACH JACKSON

6'0 - Sr. - RHP - Bryant, AR - Bryant HS - Crowder CC

JUNIOR YEAR (2019): Tossed 76.2 innings as he made 14 starts for the Red Wolves ... he registered a 4.46 ERA on the 2019 campaign as he earned six wins on the year ... he had a team-high 62 strikeouts against 20 walks ... opposing batters hit an average .289 against Jackson while he allowed only two homers through 14 games ... Punched out a season-high 10 in Arkansas State season opener against Stephen F. Austin (Feb. 15) in 5.2 innings ... Threw 7 innings in the Red Wolves 9-3 victory over Troy (March 15) where he earned nine strikeouts against two walks.

CROWDER COLLEGE (2017-18): Played two years for the Roughriders ... went 11-0 as a sophomore in 2018 with a 3.13 ERA and eight complete games (one shutout) ... also registered 82 strikeouts against 15 walks in 86.1 innings pitched ... named an All-American by JuCo Baseball Blog ... named All-Region 16 as a sophomore ... as a freshman went 12-3 with seven complete games and two shutouts ... the 12 wins tied a school record ... struck out 66 in 97 innings pitched with a 3.90 ERA ... helped Crowder go 54-14 in 2017 and earn a trip to the JUCO College World Series.

HIGH SCHOOL: Played four years at Bryant High School ... was injured part of junior season, but came back as a senior to go 9-1 with a 0.40 ERA and 89 strikeouts against 16 walks in 70 innings pitched ... threw a complete game shutout against Conway in the Hornets' 5-0 win in the 2016 7A state championship contest ... won another state championship with Bryant in 2014 ... originally signed with University of Arkansas out of high school ... also played football.


PERSONAL: Son of Danny and Cindy Jackson ... birthday is Feb. 3 ... majoring in general studies ... enjoys the outdoors.



CAREER STATS

| Year | era | w-l | app | gs | ip | sho | sv | ip | h | r | er | bb | so | 2b | 3b | hr | bf | avg | slp | ltp | htr | sho | svs |
|-------|------|-----|-----|----|----|-----|----|------|----|----|----|----|----|----|----|----|-----|------|-----|-----|-----|-----|-----|
| 2019 | 4.46 | 6-5 | 14 | 14 | 0 | 0 | 0 | 76.2 | 93 | 45 | 30 | 20 | 61 | 9 | 0 | 2 | 352 | .289 | 4 | 0 | 2 | 0 | 2 |
| TOTAL | 4.46 | 6-5 | 14 | 14 | 0 | 0 | 0 | 76.2 | 93 | 45 | 30 | 20 | 61 | 9 | 0 | 2 | 352 | .289 | 4 | 0 | 2 | 0 | 2 |

RETURNERS



21 JACK JUMPER

6'4 - Sr. - RHP - Benton, Ark - Crowder CC

JUNIOR YEAR (2019): Tossed 43.1 innings in 27 appearances, registering a team-best 1.87 ERA on a 2-3 record ... he had 38 strikeouts against 18 walks ... Punched out a season-high three in five appearances against Valparaiso (Feb 24), Missouri State (Mar 8), Louisiana (Apr 6), ULM (Apr 27) and Appalachian State (May 3).

Crowder Junior College (2018): Appeared in 17 games ... Pitched 29 innings earning 42 strikeouts ... He averaged 12.89 strikeouts per game ... Posted a 2.76 ERA ...


High School (2017): Ranked 9th in the state of Arkansas in 2016 ... appeared in 24 games ... Helped his team earn a 20-5-1 overall record and 12-2 in conference action his senior year ... Junior year he averaged a .625 at bat ... Earned 17 hits, 14 RBIs and 19 runs throughout his high school career.

Personal: Birthday is Feb. 23 ... Son of Susan and Tommy Jumper ... Enjoys hunting, fishing and exploring the outdoors ... Majoring in General Studies.



CAREER STATS

| Year | era | w-l | app | gs | cg | sho | sv | ip | h | r | er | bb | so | 2b | 3b | hr | bf | bavg | wp | hbp | bk | sfa | sha |
|-------|------|-----|-----|----|----|-----|----|------|----|----|----|----|----|----|----|----|-----|------|----|-----|----|-----|-----|
| 2019 | 1.84 | 2-3 | 28 | 0 | 0 | 0/0 | 2 | 44.0 | 24 | 14 | 9 | 18 | 38 | 5 | 0 | 3 | 173 | .161 | 6 | 2 | 1 | 1 | 3 |
| TOTAL | 1.84 | 2-3 | 28 | 0 | 0 | 0/0 | 2 | 44.0 | 24 | 14 | 9 | 18 | 38 | 5 | 0 | 3 | 173 | .161 | 6 | 2 | 1 | 1 | 3 |



24 CONRAD RAY

6'6 - R-Jr. - RHP - Germantown, Tenn. - Houston HS

REDSHIRT SHOPMORE SEASON (2019): Made six appearances out of the bullpen for the Red Wolves ... He tossed 5.2 innings in 2019 as he registered five strikeouts.

REDSHIRT FRESHMAN SEASON (2018): Did not see any action.

FRESHMAN SEASON (2017): Redshirted as a true freshman.

HIGH SCHOOL(2016): Prepped at Houston High School in Germantown, Tenn. ... appeared on Prep Baseball Report's rankings at No. 6 for right-handed pitchers and No. 17 for best overall player in Tennessee ... named all-metro and was selected as a Super Sophomore by the Tennessee Baseball Coaches Association in 2014 ... was injured during most of junior and senior seasons ... also played football ... graduated top 15% of class.


PERSONAL: Son of Mike and Billie Ray ... father, Mike, played football at A-State from 1987-89 ... brother Cullen is also a member of the A-State baseball team ... birthday is April 24 ... undecided on a major ... enjoys playing disc golf and ping pong ... enjoys watching WWE.



CAREER STATS

| Year | era | w-l | app | gs | ip | sho | sv | ip | h | r | er | bb | so | 2b | 3b | hr | bf | avg | slg | ops | lob | sb | cs | |
|--------------|--------------|------------|----------|----------|------------|------------|----------|------------|----------|----------|----------|----------|----------|----------|----------|----------|-----------|-------------|--------------|--------------|----------|----------|----------|----------|
| 2019 | 12.71 | 0-0 | 6 | 0 | 0.0 | 0.0 | 0 | 5.2 | 3 | 0 | 0 | 6 | 5 | 0 | 0 | 1 | 30 | .167 | 0.500 | 0.667 | 6 | 5 | 1 | 1 |
| TOTAL | 12.71 | 0-0 | 6 | 0 | 0.0 | 0.0 | 0 | 5.2 | 3 | 0 | 0 | 6 | 5 | 0 | 0 | 1 | 30 | .167 | 0.500 | 0.667 | 6 | 5 | 1 | 1 |

RETURNERS



25 CULLEN RAY

6'2 - R-Jr. - RHP - Germantown, Tenn. - Houston HS

rs-SOPHOMORE SEASON(2019) - Did not see action due to injury.

SOPHOMORE SEASON (2018): Started 45 games at catcher and saw action in 47 total games ... hit .205 with a .283 on-base percentage and .288 slugging percentage ... fifth on the team with 26 RBI ... registered 42 total bases with three doubles and three homers ... scored 22 runs, walked 11 times, and was hit by six pitches ... led the team with three sacrifice flies and also had four sacrifice bunts ... hit .226 in SBC play ... threw out seven runners attempting to steal ... posted a career-best three hits in three different contests (at Missouri State March 11, at ULM March 24, and at South Alabama April 27) ... first career home run came against UT Martin March 6 ... also swatted homers at ULM March 24 and at Little Rock May 17 ... recorded a career-high seven total bases at ULM March 24 ... claimed a career-best five RBI versus UTM March 6 ... scored a season-high four runs against ULM March 24 ... caught two runners stealing against Louisiana-Lafayette March 29.

FRESHMAN SEASON (2017): Made eight appearances as a true freshman ... collected one hit in six at-bats ... struck out twice ... claimed six putouts and one assist at catcher ... lone hit came against NYIT in the first game of a doubleheader Feb. 18 as a pinch hitter.


HIGH SCHOOL: Four-year letterman for Houston High School in Germantown, Tenn. ... named All-Metro all four seasons ... ranked as the third-best catcher and 26th-best overall player in Tennessee by Prep Baseball Report ... led HHS in hitting as a sophomore in 2014 ... selected as a Super Sophomore by the Tennessee Baseball Coaches Association in 2014 ... was injured some as a junior and senior ... named to the West Tennessee All-Star Team ... Perfect Game Preseason All-American.

PERSONAL: Son of Mike and Billie Ray ... father, Mike, played football at A-State from 1987-89 ... birthday is December 28 ... brother, Conrad, is also a member of the Red Wolves baseball team ... undecided on a major ... enjoys fishing.



CAREER STATS

| Year | avg | ops | ab | r | b | 2b | 3b | hr | rbi | bb | slg% | bb | hbp | so | gdp | ob% | st | sb | cs | po | a | e | fld% |
|--------------|-------------|--------------|------------|-----------|-----------|----------|----------|----------|-----------|-----------|-------------|-----------|----------|-----------|----------|-------------|----------|----------|----------|------------|-----------|----------|-------------|
| 2017 | .167 | 0.411 | 6 | 0 | 1 | 0 | 0 | 0 | 0 | 1 | .167 | 0 | 0 | 2 | 0 | .167 | 0 | 0 | 0 | 6 | 1 | 0 | 0.1000 |
| 2018 | .285 | 0.464 | 146 | 22 | 30 | 3 | 0 | 3 | 26 | 42 | .288 | 11 | 6 | 43 | 6 | .283 | 3 | 4 | 0 | 298 | 22 | 6 | .982 |
| TOTAL | .284 | 0.464 | 152 | 22 | 31 | 3 | 0 | 3 | 26 | 43 | .283 | 11 | 6 | 45 | 6 | .279 | 3 | 4 | 0 | 304 | 23 | 6 | .982 |



33 CHASE NIX

6'2 - R-Sr. - LHP - Bryant, Ark. - Bryant HS


JUNIOR SEASON (2019): Appeared in 15 of the team's matches where he registered a 9.53 ERA ... He pitched 22.2 innings as he registered 23 strikeouts against 11 walks ... opposing batters hit and average .229 against Nix ... He had his best outing against Mizzou (Mar 13) where he earned seven strikeouts against one walk in only three innings pitched ... Nix also had solid outing against Memphis (Apr 3) when he pitched three innings earning three strikeouts against one walk and only allowing one hit.

SOPHOMORE SEASON (2018): Appeared in 13 games, all in relief ... totaled 15.2 innings pitched with a 10.91 ERA with 15 strikeouts against 16 walks ... did not earn a decision ... registered one hold against Troy April 21 in the first game of a doubleheader ... did not allow a run in four outings ... tossed a season-high three innings against Ole Miss May 15 ... struck out a season-best two on four different occasions ... threw a perfect inning against Ole Miss April 18 and only needed six pitches to retire the side,

FRESHMAN SEASON (2017): Made 12 appearances on the bump for the Red Wolves, all in relief ... pitched to a 5.82 ERA with 12 strikeouts and 14 walks in 17 innings ... was 0-1 and held opposing batters to a .242 average ... didn't allow a run in four outings ... lasted a season-best four innings at Texas State March 31 in the second game of a doubleheader ... struck out a season-high three twice vs. Missouri State March 1 and Louisiana Tech March 10 in game one of a doubleheader ... only decision came at SEMO April 5 when he gave up three runs in one inning.

HIGH SCHOOL: Four-year letterman at Benton (Ark.) High School ... ranked by Prep Baseball Report as the ninth-best LHP in the state of Arkansas ... attended the Xtra Innings All-Star Classic in the summers prior to his junior and senior seasons ... named all-conference in both 2014 and 2015, along with an all-state selection in 2014 and all-state tournament team honor in 2015 ... helped the Panthers to a 6A South Conference Championship as a senior and appearance in the state tournament quarterfinals ... earned all-state honors as a senior in 2016.


PERSONAL: Son of Heath and Laura Nix ... birthday is April 9 ... twin brother Colten is also a member of the Red Wolves ... majoring in civil engineering.



CAREER STATS

| Year | era | w-l | app | gs | ip | sho | sv | ip | h | r | er | bb | so | 2b | 3b | hr | bf | avg | wp | hbp | hb | sf | sh |
|-------|-------|-----|-----|----|----|-----|----|------|----|----|----|----|----|----|----|----|-----|------|----|-----|----|----|----|
| 2017 | 5.82 | 0-1 | 12 | 0 | 0 | 0 | 0 | 17.0 | 16 | 15 | 11 | 14 | 12 | 3 | 0 | 2 | 87 | .242 | 1 | 4 | 1 | 1 | 2 |
| 2018 | 10.91 | 0-0 | 13 | 0 | 0 | 0 | 0 | 15.2 | 21 | 26 | 19 | 16 | 15 | 5 | 1 | 3 | 90 | .309 | 2 | 4 | 0 | 1 | 0 |
| TOTAL | 8.27 | 0-1 | 25 | 0 | 0 | 0 | 0 | 32.2 | 37 | 41 | 30 | 30 | 27 | 8 | 1 | 5 | 177 | .276 | 3 | 8 | 1 | 2 | 2 |

RETURNERS



34 JAYLON DESHAZIER

6'2 - JR. - ONF - Pine Bluff, Ark. - Pine Bluff HS

SOPHOMORE SEASON (2019): Played in 51 games while collecting 49 starts ... He registered a .244 batting average to go along with a .409 slugging percentage and a .332 on base percentage ... earned 10 doubles, five home runs and one triple while also recording 30 runs ... the outfielder registered a .979 fielding percentage while only committing two errors on the season ... went an impressive three-for-four May 11 at Georgia Southern while knocking out one and driving in two runners ... went five-for-six (May 04) against Appalachian State with four runs, three RBIs and a double.

FRESHMAN SEASON (2018): Played in 30 games with 19 starts with time seen in the outfield and at designated hitter ... hit .214 with two doubles, three homers, 15 RBI, and 14 runs scored ... burst onto the scene with seven RBI in his first start March 3 at New Orleans, which was the second most in school history ... also had season-high four hits and eight total bases, including a grand slam, against UNO March 3 ... scored a season-high three runs against UT Martin March 6 ... homered at Missouri State March 10 ... had a pinch-hit home run at ULM March 24 ... posted five multi-RBI games.


HIGH SCHOOL: Four-year letter winner at Pine Bluff HS ... received All-Conference accolades all four seasons and garnered All-State during three campaigns ... posted a 3-5 record with a 3.30 ERA as a senior and had 61 strikeouts in 46.2 innings pitched ... also hit .302 during senior season with 15 RBI ... tossed 371 innings as a junior with 36 strikeouts against 13 walks ... hit .442 with 13 RBI during junior year ... ranked as the seventh-best player and second-best right-handed pitcher in Arkansas by Prep Baseball Report and ranked as the 102nd-best RHP in the nation ... played summer and fall baseball for the Extra Innings Sticks ... played the Arkansas Activities Association All-Star Game for the East squad.

PERSONAL: Birthday is Aug. 18 ... son of James and Debra Deshazier ... undecided on a major.



CAREER STATS

| Year | avg | gp-gs | ab | r | b | 2b | 3b | hr | rbi | bb | slg% | bb | k | so | gdp | ob% | ci | sb | cs-ct | po | a | e | fld% |
|-------|------|-------|-----|----|----|----|----|----|-----|----|------|----|---|----|-----|------|----|----|-------|-----|---|---|------|
| 2018 | .214 | 30-19 | 78 | 14 | 15 | 2 | 0 | 3 | 15 | 26 | .371 | 6 | 0 | 26 | 2 | .276 | 0 | 0 | 0-0 | 18 | 0 | 4 | .118 |
| 2019 | .256 | 52-50 | 168 | 31 | 43 | 11 | 1 | 5 | 38 | 71 | .423 | 20 | 3 | 52 | 2 | .348 | 3 | 0 | 0-0 | 92 | 5 | 2 | .988 |
| TOTAL | .244 | 82-69 | 238 | 45 | 58 | 13 | 1 | 8 | 45 | 97 | .408 | 26 | 3 | 78 | 4 | .322 | 3 | 0 | 0-0 | 110 | 5 | 6 | .958 |



35 JESSE KUTZKE

6'2 - R-Sr. - RHP - Topeka, Kan. - Allen CC

R-JUNIOR (2019): Did not compete in the 2019 season due to injury.

JUNIOR SEASON (2018): Made 10 appearances, all out of the bullpen ... second on the team with three saves ... recorded a 7.71 ERA and 1-1 record in 9.1 innings before a season-ending injury ... struck out 10 batters against seven walks ... lasted a career-high two innings twice (at UNO March 2 and at Missouri State March 10) ... punched out a season-best two versus SEMO Feb. 20 and at Missouri State March 10 ... picked up first save against Illinois State in the season opener Feb. 16 by getting the final two outs of the game ... also picked up the save at New Orleans March 4 and at Missouri State March 10 ... earned the win versus Southeast Missouri Feb. 20 ... didn't allow a run in five outings.

ALLEN COMMUNITY COLLEGE (2016-17): Pitched two seasons for the Red Devils ... tallied a 4-4 record and had 84 strikeouts against 13 walks with a 5.65 ERA in 63.2 innings pitched as a sophomore ... named the March Athlete of the Month for Allen Community College ... Honorable Mention All-Kansas Jayhawk Community College Conference selection ... registered a 3-2 record as a freshman in 2016 ... totaled 17 strikeouts in 18.2 innings pitched.

HIGH SCHOOL: Prepped at Shawnee Heights High School in Tecumseh, Kan. ... First-Team All-Conference honoree as a senior in 2015 ... played all four seasons for the Thunderbirds of SHHS.


PERSONAL: Birthday is July 5 ... majoring in general studies ... son of Vince and Amy Kutzke ... enjoys hanging out at the lake.



CAREER STATS

| Year | avg | gp-gs | ab | r | h | 2b | 3b | hr | rbi | tb | slg% | bb | hbp | so | gdp | ob% | sf | sh | sb-att | po | a | e | fld% |
|-------|------|-------|----|---|---|----|----|----|-----|----|------|----|-----|----|-----|------|----|----|--------|----|---|---|-------|
| 2018 | .000 | 0-0 | 0 | 0 | 0 | 0 | 0 | 0 | 0 | 0 | .000 | 0 | 0 | 0 | 0 | .000 | 0 | 0 | 0-0 | 0 | 2 | 0 | 1.000 |
| TOTAL | .000 | 0-0 | 0 | 0 | 0 | 0 | 0 | 0 | 0 | 0 | .000 | 0 | 0 | 0 | 0 | .000 | 0 | 0 | 0-0 | 0 | 2 | 0 | 1.000 |

RETURNERS



36 ZECH JARRARD

6'2 - SR. - RHP - Temple City, Calif. - Temple City HS

JUNIOR YEAR (2019): Made 24 (2-4) appearances for the Red Wolves where he registered a 4.93 ERA through 49.1 innings pitched ... had 50 strikeouts on the year to go against 22 walks ... opposing batters hit an average .250 against Jarrard on the the 2019 season ... Struck out a season-high nine, through four innings in Arkansas State's 6-4 win over Central Arkansas (Apr. 9) ... He threw a season-high 6 innings in the Red Wolves match against Louisiana Tech (March 1) where he earned three strikeouts and no walks.

EAST LOS ANGELES COLLEGE (2018): Two-way player for the Huskies ... appeared in 15 games on the mound (14 starts) and went 7-2 with a 3.58 ERA and one save ... struck out 42 in 88 innings against 20 walks ... hit .345 with a .391 on-base percentage and .478 slugging percentage ... racked up 12 doubles, one homer, and 23 RBI along with 10 steals ... named to the South Coast Conference North Division All-Conference team at utility ... named to the California Community College All-Southern California Team at utility ... Scholar Athlete Award.

MENLO COLLEGE (2017): Competed for the Menlo College Oaks as a freshman ... appeared in six games on the mound for the NAIA school with nine strikeouts in 5.2 innings ... also had three hits in 11 at-bats with a RBI.

HIGH SCHOOL: Played four years of varsity baseball ... team MVP as a junior and senior ... only struck out once as a senior ... also played basketball


PERSONAL: Son of Michael and Lisa Jarrard ... majoring in accounting ... birthday is Nov. 22 ... enjoys video games and playing basketball.



CAREER STATS

| Year | era | w-l | app | gs | cg | sho | sv | ip | h | r | er | bb | so | 2b | 3b | hr | bf | bavg | wp | hbp | bk | sfa | sha |
|-------|------|-----|-----|----|----|-----|----|------|----|----|----|----|----|----|----|----|-----|------|----|-----|----|-----|-----|
| 2019 | 4.93 | 2-4 | 24 | 3 | 0 | 0/1 | 0 | 49.1 | 48 | 34 | 27 | 22 | 50 | 5 | 1 | 4 | 231 | .250 | 3 | 14 | 0 | 0 | 3 |
| TOTAL | 4.93 | 2-4 | 24 | 3 | 0 | 0/1 | 0 | 49.1 | 48 | 34 | 27 | 22 | 50 | 5 | 1 | 4 | 231 | .250 | 3 | 14 | 0 | 0 | 3 |

RETURNERS



38 WILL HUBER

6'0 - So. - 1B - Memphis, Tenn.. - St. Benedict at Auburndale

FRESHMAN YEAR (2019): Made four starts in 30 appearances ... Hit an average .125 on the year ... he saw 40 at bats in 2019 as he earned five hits while driving in two runners ... Huber scored eight times on the year as he walked five times ... He recorded a .239 on base percentage while registering a .125 slugging percentage ... He recorded a season-high 1 RBI two times against Memphis (April 3) and ULM (April 27) ... Huber recorded a season-high two walks in the Red Wolves 11-9 loss to Memphis on April 30.


HIGH SCHOOL: Four-year letterman at St. Benedict at Auburndale High School ... team captain ... hit .352 in his high school career ... had 73 consecutive stolen bases without getting caught ... played in the AutoZone High School All-Star game ... hit .311 with a .441 on-base percentage as a junior with 30 runs scored, 26 steals, and 20 RBI ... also played basketball ... member of Spanish Honor Society.

PERSONAL: Son of Nick and Suzy Huber ... birthday is June 4 ... majoring in exercise science ... enjoys video games and playing ping pong.



CAREER STATS

| Year | avg | gp-gs | ab | r | h | 2b | 3b | hr | rbi | tb | slg% | bb | hbp | so | gdp | ob% | sf | sh | sb-att | po | a | e | fld% |
|-------|------|-------|----|---|---|----|----|----|-----|----|------|----|-----|----|-----|------|----|----|--------|----|---|---|------|
| 2019 | .125 | 30-4 | 40 | 8 | 5 | 0 | 0 | 0 | 2 | 5 | .125 | 5 | 1 | 12 | 0 | .239 | 0 | 2 | 0-0 | 0 | 0 | 0 | .000 |
| TOTAL | .125 | 30-4 | 40 | 8 | 5 | 0 | 0 | 0 | 2 | 5 | .125 | 5 | 1 | 12 | 0 | .239 | 0 | 2 | 0-0 | 0 | 0 | 0 | .000 |



42 CARTER HOLT

REDSHIRT SOPHOMORE SEASON (2019): Saw limited action in the 2019 campaign due to injury ... However, he made seven starts with eight appearances registering a 6.75 ERA on the 2019 campaign ... Holt finished the year 0-1 with 23 strikeouts against 15 walks through 22.2 innings pitched ... Holt punched out a season-high 10 batters, through 7 innings pitched, in the Red Wolves 4-2 win over Mississippi Valley State (Feb. 26), he only allowed four hits, three walks and two hits ... opposing batter registered an average .264 against Holt on the 2019 slate.

FRESHMAN SEASON (2018): Tossed 42.1 innings in 13 appearances, including six starts ... registered a 1-3 record with a 6.80 ERA and had 20 strikeouts against 28 walks ... tossed a season-best five innings in two outings (vs. UCA April 25 and Georgia Southern May 13) ... struck out a season-high three in a relief outing against Coastal Carolina March 17 ... earned first career win against Central Arkansas April 25 with five innings pitched and three runs allowed (two earned) on five hits with two walks and two strikeouts ... made first career start against Memphis April 11 and gave up five runs, but all were unearned, in four innings ... faced a season-high 25 batters at Missouri March 20.


HIGH SCHOOL: Four-year letter winner at Jackson Christian School in Jackson, Tenn. ... Three-time All-District selection for the Eagles and two-time All-State performer ... selected as the 2016 All-West Tennessee Player of the Year ... earned the 2017 All-West Tennessee Hitter of the Year award after hitting .506 as a senior with 12 doubles, six home runs, and 28 RBI ... pitched to an 0.86 ERA as a senior in limited action ... went 12-2 as a junior with a 1.11 ERA and 94 strikeouts and helped the Eagles to the Class A State Tournament semifinals ... part of a state championship team as a freshman ... member of National Honor Society.

PERSONAL: Son of Brent and Luanne Holt ... majoring in accounting ... birthday is April 13 ... enjoys hanging out with friends, playing video games, and kayaking.



CAREER STATS

| Year | avg | gp-gs | ab | r | h | 2b | 3b | hr | rbi | tb | slg% | bb | hbp | so | gdp | ob% | sf | sh | sb-att | po | a | e | fld% |
|-------|------|-------|----|---|---|----|----|----|-----|----|------|----|-----|----|-----|------|----|----|--------|----|---|---|-------|
| 2019 | .000 | 8-7 | 0 | 0 | 0 | 0 | 0 | 0 | 0 | 0 | .000 | 0 | 0 | 0 | 0 | .000 | 0 | 0 | 0-0 | 0 | 1 | 0 | 1.000 |
| TOTAL | .000 | 8-7 | 0 | 0 | 0 | 0 | 0 | 0 | 0 | 0 | .000 | 0 | 0 | 0 | 0 | .000 | 0 | 0 | 0-0 | 0 | 1 | 0 | 1.000 |



6


BLAKE MCCUTCHEN

6'0 - JR. - INF - CABOT, Ark. - DYERSBURG STATE CC

Junior College (Dyersburg State CC 2019): Last season, McCutchen end the year batting an impressive .390 ... He had a solid game against Volunteer State Community college when he scored twice as has an RBI and a walk as he seen four at bats.

High School (Cabot HS): McCutchen was a two-year letter winner at Cabot high school ... Was awarded awarded all-state honors after batting an impressive .360 ... He help lead Cabot to a state championship title in 2017 after earning a 25-7 record.

Personal: Son of Tom and Cathy McCutchen ... Majoring in business ... Graduated high school with honors.



8


PARKER ROWLAND

6'1 - Fr. - C - OWASSO, OK. - BISHOP KELLY HS

HIGH SCHOOL: Rowland has earned all-district honors for four-consecutive seasons ... He is 2018 5A State Champion ... Rowland is also a two-time All-World second-team selceton.

PERSONAL: Majoring in Business Administration ... Enjoys hunting and fishing.

NEWCOMERS




12

BRANDON **ULMER**

5'10 - FR. - OF - BOONEVILLE, Ark. - BOONEVILLE HS

HIGH SCHOOL: Ulmer prepped at Booneville High school where he was a four-year letter winner ... His junior year he recorded an impressive .500 average to go along with nine homers and 44 RBIs, he also earned 44 hits ... On the mound, he pitched to a 1.10 ERA earning 65 strikeouts on 51 innings pitched ... Ulmer was awarded the Northwest Arkansas-Democrat Gazette Palyer of the year as he also received All-State honors his sophomore and junior year.

PERSONAL: Majoring in Physical Education ... Enjoys Ping Pong and watching movies ... He is the son of Darby and Ginger Ulmer.



15

LIAM **HICKS**

6'0 - Jr. - INF/C - TORONTO, ON. - MINERAL AREA CC

SEASON HIGHS

- RUNS
- HITS
- HOMERUNS
- RBI
- WALKS
- STOLEN BASES
- ASSISTS

CAREER HIGHS

- RUNS
- HITS
- HOMERUNS
- RBI
- WALKS
- STOLEN BASES
- ASSISTS

Junior College (Mineral Area College) (2019): Hicks appeared in 50 games for Mineral Area College in Park Hills, Mo., where he had a .370 batting average with seven home runs and 31 RBIs ... He also scored 43 times and stole 11 bases throughout the season ... Hicks walked 33 times on the year and a finished with a .490 on-base percentage and a .599 slugging percentage ... He finished the year with 10 doubles and three triples and helped turn 14 double-plays in the field.

HIGH SCHOOL: Prepped at Lawrence Park Collegiate Institute where he was a four-year starter at shortstop.

PERSONAL: Majoring in Sport Management ... Is the son of Jennifer and Bill Hicks.




16 BRANDON ANDERSON

6'1 - 6R. - RHP - OHMAHA, NE - NEOSHO CC

JUNIOR COLLEGE: In 2018 he tossed 51 1/3 innings as he compiled a 6-2 record with 78 strikeouts ... Anderson as broke the school record for most strikeouts in single-game with 17 ... He was named the KJCC Pitcher of the Week once.

HIGH SCHOOL: Anderson prepped at VJ & Angela Skutt Catholic high school where he was a three-year varsity letter winner ... His senior year, he compiled a 5-2 record which included three complete games ... He tossed 45 2/3 innings registering an impressive 2.30 ERA and 48 strikeouts ... In 2016 he earned all-conference and honorable mention accolades as his team battled to the state finals.

PERSONAL: Enjoys Golf and boating ... He is the son of Tom and Kari Anderson.



17 JARED WILSON


6'2 - Jr. - RHP - - COWLEY COUNTY CC

JUNIOR COLLEGE (COWLEY COUNTY): In 2019 Wilson pitched 26 2/3 innings in relief as he compiled a record of 3-1 with 24 strikeouts.

HIGH SCHOOL: Wilson prepped at Platte County High School where he was a three-year letter winner ... As a member of the varsity squad, he hit an .184 average to go along with seven hits and eight RBIs ... Wilson went undefeated on the mound in 2017 (3-0), as he pitched to a 0.93 ERA earning 17 strikeouts.

PERSONAL: Enjoys fishing and hunting ... Is the son of Allan and Cathy Wilson.

NEWCOMERS




19 JOHN HOSKYN

5'11 - FR. - C - STUTTGART, ARK. - STUTTGART HS

HIGH SCHOOL: Hoskyn prepped at Stuttgart High School in Stuttgart, Ark., where he was named to the Arkansas Activities Association 4A All-State Baseball team in 2017 ... He has been a started for Stuttgart since his freshman season where he has .438 batting average in 44 games with 37 RBIs and nine runs scored ... He has collected 46 hits over that time with 13 doubles and has a .582 on-base percentage with a .619 slugging percentage.

PERSONAL: Enjoys hunting, fishing and video games ... He is the son of Stephen and Elizabeth Hoskyn.



23 COLTEN NIX


6'0 - Jr. - INF - BENTON, ARK. - CROWDER CC

JUNIOR COLLEGE (CROWDER COLLEGE): In 2018, he registered an impressive .409 batting average to go along with seven home runs ... More recently (2019), he hit a respectable .392 average and 10 homeruns.

FRESHMAN SEASON (2017): Redshirted during true freshman campaign.

HIGH SCHOOL: Four-year letterman for the Panthers ... led the state with a .634 batting average and 36 stolen bases as a senior ... scored 49 runs in 2016 ... broke eight school records ... helped the Panthers to a 6A South Conference Championship as a senior and appearance in the state tournament quarterfinals ... helped the team to a 6A State Championship Runner-Up finish as a junior ... hit .402 with three homers and 17 steals in 2015 ... three-time All-State selection ... ranked as the third-best outfielder in the state of Arkansas to go along with being tallied as the 18th-best overall player in the state by Prep Baseball Report ... attended the Xtra Innings All-Star Classic prior to both his junior and senior seasons ... also played football ... was a member of the Honor Roll.

PERSONAL: Son of Heath and Laura Nix ... birthday is April 9 ... twin brother Chase is also a member of the A-State baseball team ... majoring in criminal justice.




26 JAKE GISH

6'0 - FR. - RHP - WATERLOO, NE. - ELKHORN SOUTH HS

HIGH SCHOOL: Prepped at Elkhorn High School where he was a four-high letter winner ... gish registered a .300 average, .367 on base percentage and a .838 fielding percentage in 2019 ... He also recorded 15 hits, 11 RBIs and 12 runs on the year.

PERSONAL: Is the son of Debbie and Greg Gish ... Enjoys working out and watching sports.




28 JOSH ALBAT

6'0 - Jr. - RHP - VILONIA, ARK. - VILONIA HS

HIGH SCHOOL: Albat prepped at Vilonia High School where he has hit .377 with a .458 on-base percentage over each of the last two seasons. He has collected 66 hits, 42 RBIs and scored 44 runs over that time and has slugged six home runs. On the mound, he a 3.12 ERA in 19 appearances with two saves to his credit. The incoming freshman has 54 strikeouts in 40.1 innings of work out of the bullpen. He was awarded All-Conference Honorable Mention in 2016 and All-Confernece in 2017 and 2018. Last season, Albat was an All-State selection.

PERSONAL: Majoring in Sport Management ... Is the son of Melanic Albat.

NEWCOMERS



29 MAX GEHLER


5'11 - JR. - RHP - - HOWARD

| SEASON HIGHS | CAREER HIGHS |
|---|---|
| <ul style="list-style-type: none">• RUNS• HITS• HOMERUNS• RBI• WALKS• STOLEN BASES• ASSISTS | <ul style="list-style-type: none">• RUNS• HITS• HOMERUNS• RBI• WALKS• STOLEN BASES• ASSISTS |

Howard Community College (2018-19): His final year at Howard he earned a 2-0 record on the mound as he pitched to a 3.33 ERA ... Member of Pi Theta Kappa honor society (3.32 GPA).

HIGH SCHOOL: Pitched to a 2.12 ERA earning a 4-1 record on the year ... 2016 5A Texas State Champion ... 2017 State Runner-Up ... Academic All-District.

PERSONAL: Enjoys working out and playing XBOX ... Son of Chris and Denis Gehler.



37 PHILLIP BRYANT

6'1 - Fr. - RHP - LITTLE ROCK, ARK. - EPISCOPAL HS

JUNIOR COLLEGE (Kansas City CC): Medical Redshirt.

HIGH SCHOOL: Prepped at Episcopal Collegiate High School where he was a three-year letter winner ... He was awarded All-Conference recognition three-times as received all-state honors once ... He received Varsity Athlete of the Year honors in 2018.

PERSONAL: Enjoys playing and listening to music ... Is the son of Phillip Sr. and Beverly Bryant.




39 BRYCE BARLETT

6'0 - JR. - RHP - SEARCY, ARK. - SEARCY HS

JUNIOR COLLEGE (CROWDER COMMUNITY COLLEGE): Last season Bartlett tossed 27 1/3 where he registered 35 strikeouts ... He went 4-2 on the year as he appeared in 11 games.

HIGH SCHOOL: Prepped at Searcy High School where he was a three-year letter winner.

PERSONAL: Is the son of Misty Bartlett.




40 TRISTAN CAMP

6'0 - Fr. - RHP - MONTGOMERY CITY, MO. - MONTGOMERY CITY HS

HIGH SCHOOL: Prepped at Montgomery Co. High School where he was a four-year letter winner ... As a senior, he earned all-conference recognition and all-district honors.

PERSONAL: He enjoys hunting and fishing ... He is the son of Johnny and Kelli Camp.

NEWCOMERS




41 WILL NASH

6'0 - JR. - C - WHEATLY, ARK. - SOUTHWEST TENN. CC

Junior College (Southwest TN St. CC 2019): Last season, Nash tossed 64.2 innings as he saw a 4-6 record while pitching to a 3.90 ERA ... his freshman year at Dyersburg State (1-0), he tossed 40 innings earning a 3.00 ERA.

HIGH SCHOOL: Nash saw an undefeated record (8-0), as he threw 150 strikeouts while pitching to a 0.64 ERA his senior year.

PERSONAL: Son of Tyrone and Sonia Nash ... Majoring in General Studies ... Enjoys hunting, playing golf and hanging out with friends.



42 JAKE ALGEE

6'0 - FR. - RHP - BROOKLAND, ARK. - BROOKLAND HIGH SCHOOL

HIGH SCHOOL: Algee prepped at Brookland High School where has been a three-year letter-winner for the Bearcats. He has a career .381 batting average and .439 on-base percentage with 64 career hits and 48 RBIs. During his junior season in 2018, he hit .395 with 35 RBIs and 32 hits, including four triples. On the mound, Algee has a career 3.12 ERA with a 6-1 record across three starts. He has fanned 49 and has not given up a home run in his prep pitching career. Algee received all-state honors last season as he was a three-time all-conference selection in 2016, 2017 and 2018.

PERSONAL: Enjoys hunting, fishing, ping pong and carpentry ... is the son of Marty and Kelly Algee ... Birthday is June, 28.

**2019 ASU Baseball
Overall Statistics for Arkansas State (as of Jan 02, 2020)
(All games Sorted by Batting avg)**

Record: 27-29 Home: 17-12 Away: 10-17 Sun Belt: 11-19

| Player | avg | gp-gs | ab | r | h | 2b | 3b | hr | rbi | tb | slg% | bb | hp | so | gdp | ob% | sf | sh | sb-att | po | a | e | fld% | | |
|----------------------|------|-------|------|-----|-----|----|----|----|-----|-----|------|-----|----|-----|-----|------|----|----|--------|------|-----|----|-------|--|--|
| Culver, Sky-Lar | .316 | 56-56 | 212 | 38 | 67 | 15 | 1 | 7 | 45 | 105 | .495 | 25 | 6 | 43 | 7 | .400 | 2 | 0 | 0-0 | 80 | 2 | 2 | .976 | | |
| MacDonald, Kyle | .302 | 48-48 | 179 | 37 | 54 | 12 | 2 | 6 | 47 | 88 | .492 | 29 | 10 | 24 | 3 | .421 | 3 | 0 | 0-0 | 356 | 30 | 5 | .987 | | |
| Zimmerman, Will | .290 | 21-19 | 62 | 16 | 18 | 3 | 2 | 0 | 10 | 25 | .403 | 12 | 3 | 12 | 2 | .423 | 1 | 4 | 4-7 | 38 | 42 | 7 | .920 | | |
| Tipton, Drew | .275 | 56-56 | 222 | 47 | 61 | 9 | 2 | 1 | 31 | 77 | .347 | 37 | 6 | 38 | 2 | .390 | 2 | 6 | 29-30 | 132 | 3 | 1 | .993 | | |
| Duncan, Tyler | .265 | 54-53 | 196 | 27 | 52 | 10 | 2 | 4 | 39 | 78 | .398 | 19 | 1 | 55 | 0 | .329 | 3 | 3 | 0-0 | 82 | 69 | 7 | .956 | | |
| Felix, Justin | .260 | 54-54 | 181 | 43 | 47 | 12 | 1 | 10 | 41 | 91 | .503 | 40 | 8 | 64 | 2 | .411 | 2 | 0 | 0-0 | 361 | 29 | 6 | .985 | | |
| Deshazier, Jaylon | .256 | 52-50 | 168 | 31 | 43 | 11 | 1 | 5 | 30 | 71 | .423 | 20 | 3 | 52 | 2 | .340 | 3 | 0 | 0-0 | 92 | 5 | 2 | .980 | | |
| Jablonski, Jacob | .236 | 55-52 | 165 | 31 | 39 | 5 | 1 | 1 | 22 | 49 | .297 | 33 | 5 | 54 | 2 | .376 | 2 | 11 | 6-7 | 92 | 132 | 16 | .933 | | |
| Howard, Alex | .227 | 56-55 | 203 | 37 | 46 | 12 | 0 | 8 | 36 | 82 | .404 | 22 | 19 | 75 | 1 | .351 | 4 | 3 | 5-6 | 31 | 90 | 24 | .834 | | |
| Leggo, Andrew | .218 | 36-8 | 55 | 8 | 12 | 1 | 2 | 4 | 13 | 29 | .527 | 12 | 1 | 22 | 0 | .352 | 3 | 2 | 1-1 | 15 | 4 | 2 | .905 | | |
| Davis, Eli | .207 | 40-24 | 111 | 21 | 23 | 6 | 1 | 1 | 11 | 34 | .306 | 14 | 1 | 26 | 1 | .302 | 0 | 1 | 4-5 | 65 | 2 | 5 | .931 | | |
| Karst, Jake | .204 | 24-12 | 49 | 7 | 10 | 2 | 0 | 1 | 4 | 15 | .306 | 8 | 0 | 18 | 1 | .316 | 0 | 0 | 0-0 | 73 | 6 | 1 | .988 | | |
| Vaughn | .200 | 2-1 | 5 | 1 | 1 | 0 | 0 | 0 | 0 | 1 | .200 | 0 | 1 | 1 | 0 | .333 | 0 | 0 | 0-0 | 0 | 0 | 0 | .000 | | |
| Huber, Will | .125 | 30-4 | 40 | 8 | 5 | 0 | 0 | 0 | 2 | 5 | .125 | 5 | 1 | 12 | 0 | .239 | 0 | 2 | 0-0 | 0 | 0 | 0 | .000 | | |
| Reid, Karsen | .100 | 28-12 | 40 | 7 | 4 | 0 | 0 | 0 | 2 | 4 | .100 | 6 | 3 | 18 | 0 | .260 | 1 | 2 | 1-2 | 30 | 40 | 1 | .986 | | |
| Richardson, Will | .000 | 6-0 | 5 | 0 | 0 | 0 | 0 | 0 | 0 | 0 | .000 | 0 | 0 | 4 | 1 | .000 | 0 | 0 | 0-0 | 1 | 0 | 0 | 1.000 | | |
| ----- | | | | | | | | | | | | | | | | | | | | | | | | | |
| Stone, Noah | .000 | 15-4 | 0 | 0 | 0 | 0 | 0 | 0 | 0 | 0 | .000 | 0 | 0 | 0 | 0 | .000 | 0 | 0 | 0-0 | 0 | 6 | 0 | 1.000 | | |
| Patterson, Zachary | .000 | 16-3 | 0 | 0 | 0 | 0 | 0 | 0 | 0 | 0 | .000 | 0 | 0 | 0 | 0 | .000 | 0 | 0 | 0-0 | 0 | 5 | 1 | .833 | | |
| Lannon, Payton | .000 | 23-0 | 0 | 0 | 0 | 0 | 0 | 0 | 0 | 0 | .000 | 0 | 0 | 0 | 0 | .000 | 0 | 0 | 0-0 | 1 | 2 | 0 | 1.000 | | |
| Nix, Chase | .000 | 15-0 | 0 | 0 | 0 | 0 | 0 | 0 | 0 | 0 | .000 | 0 | 0 | 0 | 0 | .000 | 0 | 0 | 0-0 | 2 | 3 | 0 | 1.000 | | |
| Ray, Conrad | .000 | 6-0 | 0 | 0 | 0 | 0 | 0 | 0 | 0 | 0 | .000 | 0 | 0 | 0 | 0 | .000 | 0 | 0 | 0-0 | 0 | 0 | 0 | .000 | | |
| Stone, Kollin | .000 | 23-0 | 0 | 0 | 0 | 0 | 0 | 0 | 0 | 0 | .000 | 0 | 0 | 0 | 0 | .000 | 0 | 0 | 0-0 | 0 | 3 | 1 | .750 | | |
| Stuckenschneider, Br | .000 | 1-0 | 0 | 0 | 0 | 0 | 0 | 0 | 0 | 0 | .000 | 0 | 0 | 0 | 0 | .000 | 0 | 0 | 0-0 | 0 | 0 | 0 | .000 | | |
| Alberius, Nate | .000 | 15-15 | 0 | 0 | 0 | 0 | 0 | 0 | 0 | 0 | .000 | 0 | 0 | 0 | 0 | .000 | 0 | 0 | 0-0 | 9 | 9 | 2 | .900 | | |
| Holt, Carter | .000 | 8-7 | 0 | 0 | 0 | 0 | 0 | 0 | 0 | 0 | .000 | 0 | 0 | 0 | 0 | .000 | 0 | 0 | 0-0 | 0 | 1 | 0 | 1.000 | | |
| Jumper, Jack | .000 | 28-0 | 0 | 0 | 0 | 0 | 0 | 0 | 0 | 0 | .000 | 0 | 0 | 0 | 0 | .000 | 0 | 0 | 0-0 | 4 | 8 | 2 | .857 | | |
| Coates, Chandler | .000 | 17-10 | 0 | 0 | 0 | 0 | 0 | 0 | 0 | 0 | .000 | 0 | 0 | 0 | 0 | .000 | 0 | 0 | 0-0 | 7 | 13 | 3 | .870 | | |
| Jarrard, Zech | .000 | 24-3 | 0 | 0 | 0 | 0 | 0 | 0 | 0 | 0 | .000 | 0 | 0 | 0 | 0 | .000 | 0 | 0 | 0-0 | 5 | 9 | 1 | .933 | | |
| Jackson, Zach | .000 | 14-14 | 0 | 0 | 0 | 0 | 0 | 0 | 0 | 0 | .000 | 0 | 0 | 0 | 0 | .000 | 0 | 0 | 0-0 | 5 | 16 | 0 | 1.000 | | |
| Totals | .255 | 56 | 1893 | 359 | 482 | 98 | 15 | 48 | 333 | 754 | .398 | 282 | 68 | 518 | 24 | .367 | 26 | 34 | 50-58 | 1481 | 529 | 89 | .958 | | |
| Opponents | .269 | 56 | 1916 | 347 | 516 | 71 | 9 | 51 | 307 | 758 | .396 | 213 | 73 | 423 | 38 | .360 | 23 | 37 | 42-56 | 1483 | 402 | 58 | .970 | | |

LOB - Team (452), Opp (429). DPs turned - Team (50), Opp (27). CI - Team (0), Opp (1). IBB - Team (5), MacDonald 3, Jablonski 1, Culver 1, Opp (4). Picked off - Culver 2, Howard 2, Zimmerman 2, Jablonski 1.

(All games Sorted by Earned run avg)

| Player | era | w-l | app | gs | cg | sho | sv | ip | h | r | er | bb | so | 2b | 3b | hr | b/avg | wp | hp | bk | sfa | sha |
|----------------------|-------|-------|-----|----|----|-----|----|-------|-----|-----|-----|-----|-----|----|----|----|-------|----|----|----|-----|-----|
| Jumper, Jack | 1.84 | 2-3 | 28 | 0 | 0 | 0/0 | 2 | 44.0 | 24 | 14 | 9 | 18 | 38 | 5 | 0 | 3 | .161 | 6 | 2 | 1 | 1 | 3 |
| Stone, Kollin | 3.54 | 1-2 | 23 | 0 | 0 | 0/0 | 5 | 28.0 | 26 | 21 | 11 | 13 | 31 | 1 | 1 | 2 | .250 | 4 | 7 | 0 | 3 | 4 |
| Jackson, Zach | 4.46 | 6-5 | 14 | 14 | 0 | 0/1 | 0 | 76.2 | 93 | 45 | 38 | 20 | 61 | 9 | 0 | 2 | .289 | 4 | 8 | 2 | 0 | 2 |
| Alberius, Nate | 4.59 | 5-5 | 15 | 15 | 1 | 0/0 | 0 | 84.1 | 103 | 59 | 43 | 26 | 62 | 22 | 5 | 7 | .299 | 7 | 4 | 4 | 4 | 4 |
| Jarrard, Zech | 4.93 | 2-4 | 24 | 3 | 0 | 0/1 | 0 | 49.1 | 48 | 34 | 27 | 22 | 50 | 5 | 1 | 4 | .250 | 3 | 14 | 0 | 0 | 3 |
| Coates, Chandler | 5.13 | 4-5 | 17 | 10 | 1 | 0/0 | 0 | 73.2 | 76 | 52 | 42 | 27 | 54 | 9 | 0 | 13 | .275 | 6 | 7 | 1 | 7 | 11 |
| Patterson, Zachary | 5.28 | 3-2 | 16 | 3 | 0 | 0/1 | 0 | 30.2 | 33 | 23 | 18 | 23 | 22 | 4 | 0 | 5 | .292 | 6 | 4 | 0 | 1 | 5 |
| Lannon, Payton | 5.67 | 1-1 | 23 | 0 | 0 | 0/2 | 0 | 27.0 | 29 | 20 | 17 | 12 | 30 | 2 | 1 | 5 | .261 | 1 | 4 | 0 | 2 | 0 |
| Stone, Noah | 6.66 | 2-1 | 15 | 4 | 0 | 0/1 | 1 | 25.2 | 25 | 24 | 19 | 18 | 23 | 4 | 0 | 3 | .269 | 5 | 3 | 2 | 1 | 2 |
| Holt, Carter | 6.75 | 0-1 | 8 | 7 | 0 | 0/0 | 0 | 22.2 | 24 | 18 | 17 | 15 | 23 | 5 | 1 | 1 | .264 | 2 | 3 | 1 | 0 | 1 |
| Stuckenschneider, Br | 9.00 | 0-0 | 1 | 0 | 0 | 0/0 | 0 | 1.0 | 2 | 1 | 1 | 0 | 0 | 0 | 0 | 0 | .400 | 0 | 1 | 0 | 0 | 0 |
| Nix, Chase | 9.53 | 0-0 | 15 | 0 | 0 | 0/0 | 0 | 22.2 | 26 | 24 | 24 | 11 | 23 | 4 | 0 | 5 | .299 | 2 | 10 | 1 | 3 | 2 |
| Ray, Conrad | 12.71 | 0-0 | 6 | 0 | 0 | 0/1 | 0 | 5.2 | 3 | 8 | 8 | 6 | 5 | 0 | 0 | 1 | .167 | 6 | 5 | 1 | 1 | 0 |
| Richardson, Will | 15.43 | 0-0 | 2 | 0 | 0 | 0/0 | 0 | 2.1 | 4 | 4 | 4 | 2 | 1 | 1 | 0 | 0 | .364 | 2 | 1 | 0 | 0 | 0 |
| Totals | 5.05 | 26-29 | 56 | 56 | 2 | 2/2 | 8 | 493.2 | 516 | 347 | 277 | 213 | 423 | 71 | 9 | 51 | .269 | 54 | 73 | 13 | 23 | 37 |
| Opponents | 5.63 | 29-26 | 56 | 56 | 0 | 2/2 | 13 | 494.1 | 482 | 359 | 309 | 282 | 518 | 98 | 15 | 48 | .255 | 55 | 68 | 2 | 26 | 34 |

PB - Team (8), Felix 7, Karst 1, Opp (7). Pickoffs - Team (4), Jumper 2, Stone, N. 1, Jarrard 1, Opp (6). SBA/ATT - Felix (34-43), Karst (8-13), Holt (8-10), Jarrard (8-9), Alberius (8-9), Stone, N. (6-9), Patterson (2-4), Jackson (2-3), Stone, K. (2-3), Coates (2-3), Lannon, P. (1-3), Jumper (2-2), Ray (1-1).

2019 ASU Baseball
Team Game-by-Game for Arkansas State (as of Jan 02, 2020)
Batting (All games)

| Date | Opponent | ab | r | h | rbi | 2b | 3b | hr | tb | bb | ibb | sb | cs | hbp | sac | sf | gdp | k | po | a | e | lob | avg |
|-----------|----------------------|------|-----|-----|-----|----|----|----|-----|-----|-----|----|----|-----|-----|----|-----|-----|------|-----|----|-----|------|
| Feb 15 | at Stephen F. Austin | 35 | 2 | 10 | 2 | 0 | 0 | 0 | 10 | 5 | 0 | 0 | 1 | 5 | 0 | 0 | 1 | 9 | 24 | 7 | 1 | 16 | .286 |
| Feb 16 | at Stephen F. Austin | 35 | 11 | 11 | 11 | 4 | 0 | 4 | 27 | 8 | 1 | 2 | 0 | 1 | 1 | 3 | 0 | 14 | 27 | 7 | 1 | 10 | .300 |
| Feb 17 | at Stephen F. Austin | 36 | 7 | 9 | 7 | 3 | 0 | 0 | 12 | 3 | 0 | 0 | 0 | 1 | 0 | 0 | 0 | 6 | 27 | 17 | 3 | 6 | .283 |
| Feb 20 | at Ole Miss | 36 | 3 | 10 | 3 | 3 | 0 | 0 | 13 | 3 | 0 | 0 | 0 | 1 | 1 | 0 | 0 | 15 | 24 | 9 | 0 | 11 | .282 |
| Feb 21 | VALPORASIO | 37 | 7 | 6 | 7 | 1 | 0 | 3 | 16 | 8 | 1 | 1 | 0 | 2 | 0 | 1 | 0 | 14 | 33 | 15 | 2 | 9 | .257 |
| Feb 24 | VALPORASIO | 27 | 7 | 5 | 7 | 1 | 0 | 1 | 9 | 12 | 0 | 0 | 0 | 2 | 1 | 0 | 1 | 9 | 27 | 6 | 1 | 11 | .248 |
| Feb 25 | VALPORASIO | 29 | 4 | 7 | 4 | 2 | 0 | 1 | 12 | 5 | 0 | 6 | 0 | 2 | 1 | 1 | 0 | 9 | 27 | 7 | 0 | 10 | .247 |
| Feb 26 | MISSISSIPPI VALL | 29 | 4 | 7 | 4 | 0 | 0 | 1 | 10 | 4 | 0 | 4 | 0 | 4 | 1 | 0 | 1 | 4 | 27 | 10 | 1 | 10 | .246 |
| Feb 27 | MISSISSIPPI VALL | 31 | 10 | 9 | 6 | 2 | 1 | 0 | 13 | 2 | 0 | 3 | 0 | 1 | 1 | 1 | 0 | 5 | 27 | 13 | 1 | 2 | .251 |
| Mar 01 | at Louisiana Tech | 33 | 4 | 7 | 4 | 3 | 0 | 0 | 10 | 3 | 0 | 0 | 0 | 3 | 0 | 0 | 1 | 9 | 24 | 15 | 3 | 8 | .247 |
| Mar 02 | at Louisiana Tech | 32 | 4 | 4 | 4 | 2 | 0 | 2 | 12 | 3 | 0 | 0 | 0 | 3 | 0 | 1 | 0 | 8 | 25 | 12 | 2 | 8 | .236 |
| Mar 02 | at Louisiana Tech | 37 | 6 | 11 | 6 | 2 | 0 | 0 | 13 | 6 | 0 | 1 | 0 | 2 | 0 | 0 | 0 | 10 | 24 | 5 | 2 | 12 | .242 |
| Mar 05 | at Central Arkansas | 30 | 9 | 6 | 8 | 3 | 0 | 2 | 15 | 7 | 0 | 4 | 1 | 0 | 1 | 1 | 0 | 10 | 27 | 7 | 2 | 3 | .239 |
| Mar 08 | MISSOURI STATE | 34 | 14 | 15 | 14 | 2 | 2 | 1 | 24 | 10 | 0 | 4 | 1 | 2 | 0 | 2 | 1 | 8 | 27 | 13 | 3 | 10 | .254 |
| Mar 10 | MISSOURI STATE | 39 | 16 | 15 | 16 | 6 | 1 | 2 | 29 | 9 | 0 | 0 | 1 | 2 | 0 | 0 | 0 | 9 | 27 | 9 | 0 | 10 | .264 |
| Mar 10 | MISSOURI STATE | 26 | 6 | 8 | 6 | 0 | 0 | 1 | 11 | 4 | 0 | 0 | 0 | 4 | 2 | 3 | 0 | 7 | 27 | 4 | 0 | 9 | .266 |
| Mar 12 | at Mizzou | 30 | 1 | 3 | 1 | 1 | 0 | 0 | 4 | 4 | 0 | 1 | 0 | 1 | 0 | 0 | 0 | 14 | 24 | 10 | 1 | 7 | .257 |
| Mar 13 | at Mizzou | 29 | 4 | 9 | 4 | 1 | 0 | 0 | 10 | 4 | 0 | 0 | 1 | 0 | 0 | 0 | 0 | 12 | 18 | 5 | 0 | 8 | .260 |
| *Mar 15 | at Troy | 39 | 9 | 14 | 9 | 6 | 0 | 2 | 26 | 2 | 0 | 2 | 0 | 3 | 0 | 1 | 0 | 9 | 27 | 7 | 1 | 9 | .266 |
| *Mar 16 | at Troy | 34 | 10 | 9 | 10 | 1 | 1 | 1 | 15 | 10 | 0 | 3 | 1 | 1 | 0 | 0 | 2 | 13 | 27 | 10 | 1 | 8 | .266 |
| *Mar 17 | at Troy | 39 | 10 | 11 | 8 | 4 | 0 | 1 | 18 | 7 | 0 | 4 | 0 | 1 | 0 | 0 | 0 | 8 | 27 | 8 | 1 | 10 | .267 |
| *Mar 22 | SOUTH ALABAMA | 29 | 6 | 7 | 4 | 0 | 0 | 0 | 7 | 7 | 0 | 1 | 0 | 1 | 1 | 1 | 1 | 9 | 27 | 9 | 1 | 9 | .266 |
| *Mar 23 | SOUTH ALABAMA | 33 | 6 | 8 | 6 | 1 | 1 | 0 | 11 | 6 | 0 | 2 | 0 | 1 | 0 | 1 | 1 | 10 | 27 | 7 | 0 | 8 | .265 |
| *Mar 24 | SOUTH ALABAMA | 33 | 8 | 9 | 8 | 0 | 1 | 0 | 11 | 5 | 0 | 0 | 0 | 2 | 1 | 1 | 0 | 6 | 27 | 14 | 1 | 10 | .265 |
| 03/26/201 | at Southeast Missou | 40 | 11 | 15 | 10 | 2 | 0 | 1 | 20 | 7 | 0 | 0 | 0 | 2 | 0 | 0 | 1 | 12 | 27 | 5 | 0 | 11 | .270 |
| *Mar 29 | at Coastal Carolina | 34 | 4 | 8 | 4 | 1 | 0 | 2 | 15 | 6 | 0 | 1 | 0 | 1 | 1 | 0 | 1 | 10 | 27 | 9 | 0 | 12 | .269 |
| *Mar 30 | at Coastal Carolina | 31 | 0 | 5 | 0 | 2 | 0 | 0 | 7 | 3 | 0 | 0 | 0 | 0 | 0 | 0 | 0 | 10 | 24 | 13 | 1 | 7 | .265 |
| *Mar 30 | at Coastal Carolina | 37 | 7 | 12 | 7 | 4 | 0 | 0 | 16 | 3 | 0 | 0 | 0 | 1 | 1 | 1 | 0 | 9 | 27 | 8 | 1 | 9 | .268 |
| Apr 02 | SOUTHERN ILLINO | 32 | 3 | 8 | 2 | 1 | 0 | 1 | 12 | 6 | 0 | 1 | 1 | 0 | 1 | 0 | 2 | 10 | 27 | 9 | 1 | 9 | .267 |
| Apr 03 | MEMPHIS | 32 | 4 | 6 | 4 | 1 | 0 | 0 | 7 | 8 | 0 | 0 | 0 | 0 | 0 | 0 | 0 | 12 | 27 | 6 | 3 | 9 | .265 |
| *Apr 05 | at Louisiana | 37 | 12 | 10 | 10 | 2 | 0 | 0 | 12 | 11 | 0 | 0 | 0 | 3 | 2 | 0 | 0 | 11 | 27 | 11 | 1 | 14 | .265 |
| *Apr 06 | at Louisiana | 35 | 5 | 8 | 4 | 2 | 0 | 1 | 13 | 4 | 0 | 0 | 0 | 0 | 0 | 0 | 1 | 7 | 24 | 8 | 1 | 7 | .264 |
| *Apr 06 | at Louisiana | 31 | 1 | 4 | 1 | 1 | 1 | 0 | 7 | 1 | 0 | 0 | 0 | 1 | 0 | 0 | 0 | 15 | 24 | 6 | 2 | 5 | .260 |
| Apr 09 | CENTRAL ARKANS | 35 | 6 | 12 | 6 | 0 | 0 | 2 | 18 | 3 | 0 | 0 | 0 | 0 | 2 | 0 | 0 | 5 | 27 | 8 | 3 | 10 | .262 |
| *Apr 12 | UT ARLINGTON | 37 | 3 | 10 | 3 | 1 | 0 | 1 | 14 | 1 | 0 | 0 | 0 | 0 | 1 | 0 | 0 | 10 | 27 | 10 | 2 | 9 | .263 |
| *Apr 14 | UT ARLINGTON | 33 | 3 | 8 | 3 | 3 | 0 | 1 | 14 | 0 | 0 | 0 | 0 | 1 | 1 | 0 | 2 | 12 | 27 | 12 | 0 | 5 | .262 |
| *Apr 14 | UT ARLINGTON | 33 | 3 | 6 | 3 | 2 | 0 | 0 | 8 | 3 | 0 | 0 | 0 | 1 | 1 | 0 | 0 | 8 | 27 | 6 | 5 | 8 | .260 |
| Apr 16 | SOUTHEAST MISS | 29 | 8 | 5 | 7 | 2 | 0 | 1 | 10 | 6 | 0 | 0 | 0 | 0 | 0 | 1 | 0 | 8 | 27 | 11 | 3 | 4 | .258 |
| *Apr 18 | at Texas State | 32 | 14 | 11 | 13 | 2 | 1 | 1 | 18 | 11 | 0 | 0 | 0 | 1 | 1 | 1 | 1 | 8 | 24 | 9 | 2 | 5 | .260 |
| *Apr 19 | at Texas State | 31 | 3 | 3 | 3 | 1 | 0 | 2 | 10 | 2 | 0 | 0 | 0 | 0 | 0 | 0 | 0 | 6 | 24 | 14 | 3 | 3 | .256 |
| *Apr 20 | at Texas State | 39 | 6 | 10 | 6 | 3 | 0 | 2 | 19 | 5 | 0 | 0 | 0 | 1 | 0 | 0 | 0 | 13 | 28 | 6 | 1 | 9 | .256 |
| *Apr 26 | ULM | 31 | 4 | 5 | 2 | 0 | 0 | 0 | 5 | 4 | 0 | 0 | 0 | 1 | 1 | 0 | 2 | 9 | 27 | 11 | 1 | 6 | .254 |
| *Apr 27 | ULM | 38 | 4 | 8 | 3 | 1 | 0 | 0 | 9 | 6 | 1 | 0 | 0 | 0 | 4 | 0 | 1 | 8 | 36 | 16 | 3 | 10 | .253 |
| *Apr 28 | ULM | 30 | 2 | 4 | 2 | 0 | 1 | 1 | 9 | 5 | 1 | 1 | 0 | 0 | 1 | 0 | 0 | 4 | 27 | 6 | 2 | 7 | .251 |
| Apr 30 | at Memphis | 38 | 9 | 11 | 9 | 3 | 0 | 2 | 20 | 7 | 0 | 1 | 0 | 0 | 0 | 0 | 1 | 9 | 24 | 10 | 2 | 9 | .251 |
| *May 03 | APP | 31 | 10 | 10 | 9 | 1 | 1 | 1 | 16 | 6 | 1 | 0 | 1 | 0 | 1 | 0 | 1 | 9 | 27 | 11 | 0 | 4 | .253 |
| *May 04 | APP | 45 | 27 | 23 | 26 | 5 | 3 | 2 | 40 | 11 | 0 | 0 | 0 | 1 | 0 | 2 | 0 | 9 | 27 | 5 | 2 | 8 | .260 |
| *May 05 | APP | 31 | 4 | 5 | 3 | 0 | 1 | 0 | 7 | 5 | 0 | 0 | 0 | 2 | 1 | 1 | 0 | 13 | 27 | 8 | 5 | 9 | .258 |
| *May 11 | at Georgia Southern | 34 | 6 | 8 | 6 | 2 | 0 | 1 | 13 | 1 | 0 | 0 | 0 | 0 | 1 | 0 | 0 | 8 | 24 | 13 | 2 | 3 | .258 |
| *May 11 | at Georgia Southern | 38 | 6 | 9 | 5 | 1 | 0 | 1 | 13 | 1 | 0 | 0 | 0 | 0 | 0 | 0 | 1 | 12 | 24 | 6 | 3 | 6 | .257 |
| *May 12 | at Georgia Southern | 35 | 6 | 9 | 5 | 4 | 0 | 0 | 13 | 5 | 0 | 2 | 0 | 1 | 0 | 1 | 0 | 7 | 24 | 7 | 2 | 9 | .257 |
| May 14 | OLE MISS | 34 | 6 | 10 | 5 | 1 | 0 | 1 | 14 | 5 | 0 | 0 | 0 | 0 | 1 | 0 | 0 | 8 | 27 | 8 | 2 | 9 | .258 |
| *May 16 | LR | 40 | 1 | 8 | 0 | 0 | 0 | 0 | 8 | 1 | 0 | 0 | 0 | 2 | 1 | 0 | 1 | 11 | 33 | 16 | 1 | 10 | .257 |
| *May 17 | LR | 30 | 0 | 3 | 0 | 0 | 0 | 0 | 3 | 0 | 0 | 0 | 0 | 0 | 0 | 0 | 0 | 5 | 27 | 13 | 5 | 3 | .254 |
| *May 18 | LR | 39 | 9 | 11 | 9 | 0 | 0 | 1 | 14 | 3 | 0 | 0 | 0 | 2 | 0 | 1 | 0 | 4 | 27 | 15 | 2 | 9 | .255 |
| Feb 25 | VALPORASIO | 29 | 4 | 7 | 4 | 2 | 0 | 1 | 12 | 5 | 0 | 6 | 0 | 2 | 1 | 1 | 0 | 9 | 27 | 7 | 0 | 0 | .255 |
| Totals | | 1893 | 359 | 482 | 333 | 98 | 15 | 48 | 754 | 282 | 5 | 50 | 8 | 68 | 34 | 26 | 24 | 518 | 1481 | 529 | 89 | 452 | .255 |

**2019 ASU Baseball
Games Summary for Arkansas State (as of Jan 02, 2020)
(All games)**

| Score by innings | 1 | 2 | 3 | 4 | 5 | 6 | 7 | 8 | 9 | EX | Total |
|-------------------------|----------|----------|----------|----------|----------|----------|----------|----------|----------|-----------|--------------|
| Arkansas State | 43 | 34 | 33 | 48 | 51 | 41 | 38 | 32 | 35 | 4 | 359 |
| Opponents | 41 | 22 | 53 | 34 | 56 | 45 | 37 | 38 | 17 | 4 | 347 |

Record when ...

| | | | |
|----------------------|-------|----------------------|------|
| Overall | 27-29 | After 6 leading | 21-4 |
| Conference | 11-19 | trailing | 5-23 |
| Non-Conference | 16-10 | tied | 1-2 |
| Home games | 17-12 | After 7 leading | 23-1 |
| Away games | 10-17 | trailing | 3-25 |
| Neutral site | 0-0 | tied | 1-2 |
| Day games | 15-16 | After 8 leading | 23-1 |
| Night games | 12-13 | trailing | 4-26 |
| vs Left starter | 9-8 | tied | 0-1 |
| vs Right starter | 18-21 | | |
| 1-Run games | 4-5 | Hit 0 home runs | 7-16 |
| 2-Run games | 4-7 | ... 1 home run | 12-9 |
| 5+Run games | 13-13 | ... 2+ home runs | 8-4 |
| Extra innings | 2-3 | | |
| Shutouts | 2-2 | Opponent 0 home runs | 15-8 |
| | | 1 home run | 7-12 |
| | | 2+ HRs | 5-9 |
| Scoring 0-2 runs | 0-7 | | |
| 3-5 runs | 5-13 | | |
| 6-9 runs | 12-8 | Made 0 errors | 7-4 |
| 10+ runs | 10-1 | 1 error | 11-8 |
| | | 2+ errors | 9-17 |
| Opponent 0-2 runs | 12-1 | | |
| 3-5 runs | 9-7 | Opp. made 0 errors | 6-15 |
| 6-9 runs | 6-9 | 1 error | 11-6 |
| 10+ runs | 0-12 | 2+ errors | 10-8 |
| Scored in 1st inning | 11-6 | Out-hit opponent | 18-7 |
| Opp. scored in 1st | 7-13 | Out-hit by opponent | 8-20 |
| Scores first | 18-14 | Hits are tied | 1-2 |
| Opp. scores first | 9-15 | | |

Record when team scores:

| | | | | | | | | | | | |
|------|-----|-----|-----|-----|-----|-----|-----|-----|-----|-----|------|
| Runs | 0 | 1 | 2 | 3 | 4 | 5 | 6 | 7 | 8 | 9 | 10+ |
| W-L | 0-2 | 0-3 | 0-2 | 0-6 | 5-6 | 0-1 | 4-6 | 4-0 | 2-0 | 2-2 | 10-1 |

Record when opponent scores:

| | | | | | | | | | | | |
|------|-----|-----|-----|-----|-----|-----|-----|-----|-----|-----|------|
| Runs | 0 | 1 | 2 | 3 | 4 | 5 | 6 | 7 | 8 | 9 | 10+ |
| W-L | 2-0 | 4-0 | 6-1 | 3-0 | 5-4 | 1-3 | 5-2 | 0-3 | 1-2 | 0-2 | 0-12 |

Record when leading after:

| | | | | | | | | |
|------|------|------|------|------|------|------|------|------|
| Inn. | 1 | 2 | 3 | 4 | 5 | 6 | 7 | 8 |
| W-L | 11-2 | 12-7 | 16-3 | 20-8 | 20-7 | 21-4 | 23-1 | 23-1 |

Record when trailing after:

| | | | | | | | | |
|------|------|------|------|------|------|------|------|------|
| Inn. | 1 | 2 | 3 | 4 | 5 | 6 | 7 | 8 |
| W-L | 3-11 | 4-10 | 5-17 | 6-17 | 5-18 | 5-23 | 3-25 | 4-26 |

Record when tied after:

| | | | | | | | | |
|------|-------|-------|-----|-----|-----|-----|-----|-----|
| Inn. | 1 | 2 | 3 | 4 | 5 | 6 | 7 | 8 |
| W-L | 13-16 | 11-12 | 6-9 | 1-4 | 2-4 | 1-2 | 1-2 | 0-1 |

Current winning streak: 1
 Longest winning streak: 5
 Longest losing streak: 4

Home attendance : 9649 (26 dates avg = 371)
 Away attendance : 38879 (24 dates avg = 1619)
 Total attendance: 48528 (50 dates avg = 970)

2019 ASU Baseball
Batting Leaders for Arkansas State (as of Jan 02, 2020)
(All games)

Hitting minimums - 1 Games 1 AB
Pitching minimums - 1 Games

| | | |
|---|---|---|
| <p>Batting avg</p> <ol style="list-style-type: none"> Culver, Sky-Lar .316 MacDonald, Kyle .302 Zimmerman, Will .290 Tipton, Drew .275 Duncan, Tyler .265 | <p>Slugging pct</p> <ol style="list-style-type: none"> Leggo, Andrew .527 Felix, Justin .503 Culver, Sky-Lar .495 MacDonald, Kyle .492 Deshazier, Jaylon .423 | <p>On base pct</p> <ol style="list-style-type: none"> Zimmerman, Will .423 MacDonald, Kyle .421 Felix, Justin .411 Culver, Sky-Lar .400 Tipton, Drew .390 |
| <p>Runs scored</p> <ol style="list-style-type: none"> Tipton, Drew 47 Felix, Justin 43 Culver, Sky-Lar 38 MacDonald, Kyle 37 Howard, Alex 37 | <p>Hits</p> <ol style="list-style-type: none"> Culver, Sky-Lar 67 Tipton, Drew 61 MacDonald, Kyle 54 Duncan, Tyler 52 Felix, Justin 47 | <p>Runs batted in</p> <ol style="list-style-type: none"> MacDonald, Kyle 47 Culver, Sky-Lar 45 Felix, Justin 41 Duncan, Tyler 39 Howard, Alex 36 |
| <p>Doubles</p> <ol style="list-style-type: none"> Culver, Sky-Lar 15 MacDonald, Kyle 12 Felix, Justin 12 Howard, Alex 12 Deshazier, Jaylon 11 | <p>Triples</p> <ol style="list-style-type: none"> Tipton, Drew 2 Duncan, Tyler 2 Leggo, Andrew 2 MacDonald, Kyle 2 Zimmerman, Will 2 | <p>Home runs</p> <ol style="list-style-type: none"> Felix, Justin 10 Howard, Alex 8 Culver, Sky-Lar 7 MacDonald, Kyle 6 Deshazier, Jaylon 5 |
| <p>Total bases</p> <ol style="list-style-type: none"> Culver, Sky-Lar 105 Felix, Justin 91 MacDonald, Kyle 88 Howard, Alex 82 Duncan, Tyler 78 | <p>Walks</p> <ol style="list-style-type: none"> Felix, Justin 40 Tipton, Drew 37 Jablonski, Jacob 33 MacDonald, Kyle 29 Culver, Sky-Lar 25 | <p>Hit by pitch</p> <ol style="list-style-type: none"> Howard, Alex 19 MacDonald, Kyle 10 Felix, Justin 8 Tipton, Drew 6 Culver, Sky-Lar 6 |
| <p>Sac bunts</p> <ol style="list-style-type: none"> Jablonski, Jacob 11 Tipton, Drew 6 Zimmerman, Will 4 Howard, Alex 3 Duncan, Tyler 3 | <p>Sac flies</p> <ol style="list-style-type: none"> Howard, Alex 4 Deshazier, Jaylon 3 Leggo, Andrew 3 MacDonald, Kyle 3 Duncan, Tyler 3 | <p>Stolen bases</p> <ol style="list-style-type: none"> Tipton, Drew 29 Jablonski, Jacob 6 Howard, Alex 5 Davis, Eli 4 Zimmerman, Will 4 |
| <p>Caught stealing</p> <ol style="list-style-type: none"> Zimmerman, Will 3 5 tied at... 1 | <p>Steal attempts</p> <ol style="list-style-type: none"> Tipton, Drew 30 Jablonski, Jacob 7 Zimmerman, Will 7 Howard, Alex 6 Davis, Eli 5 | <p>Stolen base pct</p> <ol style="list-style-type: none"> Leggo, Andrew 1.000 Tipton, Drew .967 Jablonski, Jacob .857 Howard, Alex .833 Davis, Eli .800 |
| <p>Strikeouts</p> <ol style="list-style-type: none"> Howard, Alex 75 Felix, Justin 64 Duncan, Tyler 55 Jablonski, Jacob 54 Deshazier, Jaylon 52 | <p>Grounded into DP</p> <ol style="list-style-type: none"> Culver, Sky-Lar 7 MacDonald, Kyle 3 5 tied at... 2 | <p>Total plate appearances</p> <ol style="list-style-type: none"> Tipton, Drew 273 Howard, Alex 251 Culver, Sky-Lar 245 Felix, Justin 231 Duncan, Tyler 222 |
| <p>At bats</p> <ol style="list-style-type: none"> Tipton, Drew 222 Culver, Sky-Lar 212 Howard, Alex 203 Duncan, Tyler 196 Felix, Justin 181 | <p>Games played</p> <ol style="list-style-type: none"> Tipton, Drew 56 Culver, Sky-Lar 56 Howard, Alex 56 Jablonski, Jacob 55 2 tied at... 54 | <p>Game starts</p> <ol style="list-style-type: none"> Culver, Sky-Lar 56 Tipton, Drew 56 Howard, Alex 55 Felix, Justin 54 Duncan, Tyler 53 |
| <p>Games as sub</p> <ol style="list-style-type: none"> Jumper, Jack 28 Leggo, Andrew 28 Huber, Will 26 Stone, Kollin 23 Lannon, Payton 23 | | |

2019 ASU Baseball
Game Results for Arkansas State (as of Jan 02, 2020)
(All games)

| Date | Opponent | Score | Inns | Overall | Sun Belt | Pitcher of record | Attend | Time |
|----------------|---------------------------|---------|------|---------|----------|--------------------|--------|------|
| Feb 15, 2019 | at Stephen F. Austin | L 2-4 | 9 | 0-1-0 | 0-0-0 | Jarrard (L 0-1) | 639 | 3:08 |
| Feb 16, 2019 | at Stephen F. Austin | w 11-2 | 9 | 1-1-0 | 0-0-0 | Coates (W 1-0) | 275 | 2:52 |
| Feb 17, 2019 | at Stephen F. Austin | w 7-6 | 9 | 2-1-0 | 0-0-0 | Jumper (W 1-0) | 236 | 3:10 |
| Feb 20, 2019 | at #10 Ole Miss | L 3-15 | 9 | 2-2-0 | 0-0-0 | Holt (L 0-1) | 7848 | 3:31 |
| Feb 21, 2019 | VALPORASIO-1 | w 7-6 | (11) | 3-2-0 | 0-0-0 | Stone, K. (W 1-0) | - | 3:20 |
| Feb 24, 2019 | VALPORASIO-2 | w 7-1 | 9 | 4-2-0 | 0-0-0 | Coates (W 2-0) | 416 | 2:56 |
| Feb 25, 2019 | VALPORASIO | w 4-1 | 9 | 5-2-0 | 0-0-0 | Alberius (W 1-0) | 162 | 2:41 |
| Feb 26, 2019 | MISSISSIPPI VALLEY | w 4-2 | 9 | 6-2-0 | 0-0-0 | Jarrard (W 1-1) | 265 | 2:28 |
| Feb 27, 2019 | MISSISSIPPI VALLEY | w 10-0 | 9 | 7-2-0 | 0-0-0 | Patterson (W 1-0) | 237 | 2:34 |
| Mar 01, 2019 | at Louisiana Tech | L 4-9 | 9 | 7-3-0 | 0-0-0 | Jackson (L 0-1) | 1185 | 2:51 |
| Mar 02, 2019 | at Louisiana Tech-1 | L 4-5 | 9 | 7-4-0 | 0-0-0 | Jumper (L 1-1) | - | 2:58 |
| Mar 02, 2019 | at Louisiana Tech-2 | L 6-8 | 9 | 7-5-0 | 0-0-0 | Alberius (L 1-1) | 1259 | 3:10 |
| Mar 05, 2019 | at Central Arkansas | w 9-6 | 9 | 8-5-0 | 0-0-0 | Patterson (W 2-0) | 311 | 3:17 |
| Mar 08, 2019 | MISSOURI STATE | w 14-2 | 9 | 9-5-0 | 0-0-0 | Jackson (W 1-1) | 243 | 3:08 |
| Mar 10, 2019 | MISSOURI STATE-1 | w 16-4 | 9 | 10-5-0 | 0-0-0 | Coates (W 3-0) | - | 3:14 |
| Mar 10, 2019 | MISSOURI STATE-2 | w 6-4 | 9 | 11-5-0 | 0-0-0 | Alberius (W 2-1) | 444 | 2:46 |
| Mar 12, 2019 | at Mizzou | L 1-16 | 9 | 11-6-0 | 0-0-0 | Jarrard (L 1-2) | 605 | 3:30 |
| Mar 13, 2019 | at Mizzou | L 4-14 | 7 | 11-7-0 | 0-0-0 | Patterson (L 2-1) | 521 | 2:47 |
| * Mar 15, 2019 | at Troy | w 9-3 | 9 | 12-7-0 | 1-0-0 | Jackson (W 2-1) | 1114 | 2:49 |
| * Mar 16, 2019 | at Troy | w 10-6 | 9 | 13-7-0 | 2-0-0 | Lannon, P. (W 1-0) | 1212 | 2:59 |
| * Mar 17, 2019 | at Troy | w 10-4 | 9 | 14-7-0 | 3-0-0 | Jumper (W 2-1) | 1349 | 3:04 |
| * Mar 22, 2019 | SOUTH ALABAMA | w 6-0 | 9 | 15-7-0 | 4-0-0 | Jackson (W 3-1) | 353 | 2:48 |
| * Mar 23, 2019 | SOUTH ALABAMA | L 6-11 | (10) | 15-8-0 | 4-1-0 | Coates (L 3-1) | 467 | 2:56 |
| * Mar 24, 2019 | SOUTH ALABAMA | w 8-1 | 9 | 16-8-0 | 5-1-0 | Alberius (W 3-1) | 289 | 2:23 |
| 03/26/2019 | at Southeast Missouri | w 11-2 | 9 | 17-8-0 | 5-1-0 | Patterson (W 3-1) | 653 | 3:43 |
| * Mar 29, 2019 | at #10 Coastal Carolina | w 4-2 | 9 | 18-8-0 | 6-1-0 | Jackson (W 4-1) | 1378 | 3:16 |
| * Mar 30, 2019 | at #10 Coastal Carolina-1 | L 0-6 | 9 | 18-9-0 | 6-2-0 | Coates (L 3-2) | - | 2:31 |
| * Mar 30, 2019 | at #10 Coastal Carolina-2 | w 7-3 | 9 | 19-9-0 | 7-2-0 | Alberius (W 4-1) | 1678 | 3:16 |
| Apr 02, 2019 | SOUTHERN ILLINOIS | L 3-4 | 9 | 19-10-0 | 7-2-0 | Patterson (L 3-2) | 298 | 3:01 |
| Apr 03, 2019 | MEMPHIS | L 4-7 | 9 | 19-11-0 | 7-2-0 | Stone, K. (L 1-1) | 612 | 3:19 |
| * Apr 05, 2019 | at Louisiana | w 12-6 | 9 | 20-11-0 | 8-2-0 | Jackson (W 5-1) | 4531 | 4:05 |
| * Apr 06, 2019 | at Louisiana-1 | L 5-14 | 9 | 20-12-0 | 8-3-0 | Coates (L 3-3) | 4752 | 2:59 |
| * Apr 06, 2019 | at Louisiana-2 | L 1-6 | 9 | 20-13-0 | 8-4-0 | Alberius (L 4-2) | 4660 | 2:58 |
| Apr 09, 2019 | CENTRAL ARKANSAS | w 6-4 | 9 | 21-13-0 | 8-4-0 | Jarrard (W 2-2) | 519 | 2:55 |
| * Apr 12, 2019 | UT ARLINGTON | L 3-4 | 9 | 21-14-0 | 8-5-0 | Jackson (L 5-2) | 403 | 2:57 |
| * Apr 14, 2019 | UT ARLINGTON-1 | L 3-5 | 9 | 21-15-0 | 8-6-0 | Alberius (L 4-3) | - | 2:36 |
| * Apr 14, 2019 | UT ARLINGTON-2 | L 3-9 | 9 | 21-16-0 | 8-7-0 | Coates (L 3-4) | 212 | 2:43 |
| Apr 16, 2019 | SOUTHEAST MISSOURI | w 8-4 | 9 | 22-16-0 | 8-7-0 | Stone, N. (W 1-0) | 317 | 2:49 |
| * Apr 18, 2019 | at Texas State | L 14-16 | 9 | 22-17-0 | 8-8-0 | Lannon, P. (L 1-1) | 1086 | 4:09 |
| * Apr 19, 2019 | at Texas State | L 3-5 | 9 | 22-18-0 | 8-9-0 | Jackson (L 5-3) | 1143 | 2:20 |
| * Apr 20, 2019 | at Texas State | L 6-7 | (10) | 22-19-0 | 8-10-0 | Stone, K. (L 1-2) | 1241 | 3:23 |
| * Apr 26, 2019 | ULM | L 4-11 | 9 | 22-20-0 | 8-11-0 | Jackson (L 5-4) | 802 | 2:54 |
| * Apr 27, 2019 | ULM | w 4-3 | (12) | 23-20-0 | 9-11-0 | Coates (W 4-4) | 411 | 3:53 |
| * Apr 28, 2019 | ULM | L 2-4 | 9 | 23-21-0 | 9-12-0 | Jarrard (L 2-3) | 291 | 2:59 |
| Apr 30, 2019 | at Memphis | L 9-11 | 9 | 23-22-0 | 9-12-0 | Stone, N. (L 1-1) | 247 | 3:29 |
| * May 03, 2019 | APP | w 10-2 | 9 | 24-22-0 | 10-12-0 | Jackson (W 6-4) | 209 | 3:14 |
| * May 04, 2019 | APP | w 27-8 | 9 | 25-22-0 | 11-12-0 | Alberius (W 5-3) | 251 | 3:54 |
| * May 05, 2019 | APP | L 4-7 | 9 | 25-23-0 | 11-13-0 | Jumper (L 2-2) | 296 | 3:19 |
| * May 11, 2019 | at Georgia Southern-1 | L 6-10 | 9 | 25-24-0 | 11-14-0 | Coates (L 4-5) | - | 2:42 |
| * May 11, 2019 | at Georgia Southern-2 | L 6-17 | 9 | 25-25-0 | 11-15-0 | Alberius (L 5-4) | 609 | 3:04 |
| * May 12, 2019 | at Georgia Southern | L 6-11 | 9 | 25-26-0 | 11-16-0 | Jarrard (L 2-4) | 347 | 3:07 |
| May 14, 2019 | #15 OLE MISS | w 6-5 | 9 | 26-26-0 | 11-16-0 | Stone, N. (W 2-1) | 1053 | 3:22 |
| * May 16, 2019 | LR | L 1-2 | (11) | 26-27-0 | 11-17-0 | Jumper (L 2-3) | 414 | 2:47 |
| * May 17, 2019 | LR | L 0-8 | 9 | 26-28-0 | 11-18-0 | Jackson (L 6-5) | 382 | 2:52 |
| * May 18, 2019 | LR | L 9-13 | 9 | 26-29-0 | 11-19-0 | Alberius (L 5-5) | 303 | 2:44 |
| Feb 25, 2019 | VALPORASIO | w 4-1 | 9 | 27-29-0 | 11-19-0 | None | 0 | |

() extra inning game

RECORDS

INDIVIDUAL RECORDS

| | | | |
|-----------------------------------|---|---|---|
| AT-BATS | 1. 9- GRANT HAWKINS VS LR (5/18/17) 9- ALEX HOWARD VS LR (5/18/17) | 1. 20-Justin Felix vs. Little Rock (5/18/17) 20-Stuart Levy at Georgia Southern (3/20/15) | Season (minimum 2AB per team game) |
| RUNS SCORED | 1. 7. AUSTIN BAKER at MURRAY STATE (3/11/14) | ASSIST | 1. 425-Rick Poe, 1980 (54-127) 2. 405-Lorin Spence, 1956 (34-84) 3. 399-Zach George, 2015 (81-203) 4. 398-Bob Howard, 1956 (33-83) 5. 395-George Glenn, 1966 (15-38) 6. 386-Brad Hayes, 2004 (86-171) 7. 384-Geoff Desmond, 2005 (86-224) 8. 383-Gifford Reynolds, 1958 (23-60) 9. 381-Dana Ryan, 1967 (48-126) 10. 377-Tim Maloney, 1983 (46-122) 11. 376-Josh Yates, 2006 (73-194) 12. 376-Randy Sugg, 1998 (38-101) 13. 376-Lee Wallace, 1988 (53-147) 14. 375-Brett Kinning, 2005 (87-232) 15. 375-David Shell, 1979 (45-120) |
| HITS | 1. 6-SHANE EAKER vs LITTLE ROCK (3/11/14) | ERRORS | CAREER |
| DOUBLES | 1. 3. MICHAEL FAULKNER vs Lyon College (3/23/11) 3. JORDAN CASTALDO at Murray State (3/9/10) 3. DREW BENES vs SEMO (4/9/08) 3. JOSH YATES vs WKU (5/7/06) 3. BRETT KINNING vs UT Martin (3/7/06) 3. HUDSON SMART at FIU (3/27/04) 3. BRAD HAYES vs UIC (2/21/04) 3. JOHN NICHOL vs LITTLE ROCK (1996) 3. CODY ALLISON vs MEMPHIS (1996) | 1. 1. 4-A.J. Prickel at Lamar (2/25/07) 4-Eli Lapka at Alabama (2/23/02) 4-Jim Loflin vs. Memphis State (1991) 4-Brad Emerson vs. McNeese State (1974) 4-Bobby Browning vs. Northwestern (1969) 4-Jim Keller vs. Memphis State (1964) 4-Josh Gibson vs. St. Louis (1959) 4-John Cook vs. Henderson State (1952) | 1. 376-Bob Howard, 1955-56 (64-170) 2. 370-Brett Kinning, 2005-06 (166-449) 3. 357-Josh Yates, 2006-07 (124-347) 4. 356-Lee Wallace, 1987-88 (83-233) 5. 350-Tim Maloney, 1981-83 (142-406) 6. 347-Brad Hayes, 2002-04 (200-577) 7. 337-Toby Anglen, 1994-95 (140-416) 8. 336-Chris Rich, 2004-05 (149-443) 9. 332-JordanCastaldo,2010-11(130-392) 10. 328-T.Baumgartner,2008-2011(269-819) |
| TRIPLES | 1. 3. AUSTIN BAKET at MURRAY ST. (3/11/14) 3. COLLIN MASSANELLI ar LR (3/17/13) 3. KEVIN KULL JR. at LR (4/10/05) 3. RANDY SUGG vs APSU (1998) | OTHER RECORDS | |
| TOTAL BASES | 1. 14. AUSTIN BAKER at MURRAY ST. (3/11/14) | GAMES PLAYED | |
| RBI | 1. 8. SHANE EAKER vs LR (1992) | 1. 64-Chris Floyd (1994) 2. 63-Kortney Paul (1994) 63-Kevin Simler (1994) | |
| STOLEN BASES | 1. 4. MICHAEL FAULKNER at Mo. St (4/4/12) 4. JOHN DAVID PATTILLO vs. Delta State (1998) 4. KEVIN MALONEY vs. Harding (1983) 4. KEVING MALONEY vs CHRISTIAN BRO. (1981) | CAREER | |
| BASE ON BALLS | 1. 4. 4-Justin Felix vs. Little Rock (5/18/17) 4-Jake Bakamus vs. Little Rock (5/18/17) 4-Justin Felix vs. NYIT (2/19/17) 4-Zach George vs. UALR (5/16/15) 4-Tyler Hardie at Murray State (3/11/14) 4-Austin Baker vs. ULM (4/19/13) 4-Logan Uxa at SEMO (4/16/13) 4-Murray Watts at ULM (4/9/10) 4-Murray Watts vs. WKU (4/17/09) 4-Brad Burkhead vs. WKU (4/10/04) 4-Justin Fowler vs. Mississippi (1997) 4-Aaron New vs. Texas-Pan American (1997) 4-Larry Michael vs. Ark.-Little Rock (1992) 4-Matt Bryant vs. Indiana State (1996) 4-Randy Burger vs. Texas-Pan American (1982) 4-Jerome Stone vs. Harding (1982) 4-Bob Washington vs. SW Louisiana (1976) 4-Robbie Finch vs. Murray State (1963) 4-Neil Abel vs. Memphis State (1958) 4-Andy Morris vs. Memphis State (1958) 4-Jim Shaneyfelt vs. Henderson State (1952) 4-Dan Smigay vs. Memphis Navy (1951) | 1. 228-Dustin Jones (2011-14) 2. 227-Chris Floyd (1992-95) 3. 225-Ryan Emery (2010-13) | |
| STRIKEOUTS | 1. 5-Garrett Rucker vs. Little Rock (5/18/17) 5-Derek Birginske at South Alabama (4/12/14) 5-Zach Shipley vs. UALR (4/5/02) 5-Aaron New vs. Louisiana Tech (1997) 5-John Koldus vs. Memphis State (1953) | CONSECUTIVE GAMES STARTED | |
| SACRIFICES | 1. 3-Stan Williams vs. Trinity (1970) | 1. 224 - Chris Floyd (1992-95) 2. 191 - Guy Brown (2006-09) | |
| PITCHING RECORDS | | BATTING | |
| INNINGS PITCHED | 1. 13-Matt Whiteside vs. Louisiana Tech (1990) | AT BATS | |
| STRIKEOUTS | 1. 18-Keith Horn vs. Memphis (1995) | Season | |
| MOST EARNED RUNS ALLOWED | 1. 15-Bob Montgomery vs. New Orleans (1974) | 1. 249-Chris Floyd, 1994 2. 248-Tyler Doko, 2007 3. 245-Ty White, 2016 4. 244-Todd Baumgartner, 2011 5. 241-Michael Faulkner, 2010 6. 240-Todd Baumgartner, 2009 7. 238-Austin Baker, 2015 8. 237-Nick Martin, 2001 9. 234-Giovanni Garcia, 2010 234-Guy Brown, 2007 11. 232-Brett Kinning, 2005 232-Kyle Brunen, 2001 13. 230-Tanner Ring, 2016 230-Matt Burgess, 2014 230-Chris Rich, 2005 | |
| HITS ALLOWED | 1. 16-Mark Dobson vs. Southwestern La. (1998) 16-Jason Benson vs. Lamar (1996) 16-Jim Roth vs. Texas AGM (1985) | Career | |
| MOST BASE ON BALLS ALLOWED | 1. 11-Doug Walters vs. McNeese State (1975) | 1. 819-Todd Baumgartner, 2008-11 2. 815-Guy Brown, 2006-09 3. 805-Chris Floyd, 1992-95 4. 748-Dustin Jones, 2011-14 5. 747-Joe Schrimpf, 2014-17 6. 743-Ryan Emery, 2010-13 7. 716-Ryan Corrigan, 1999-2002 8. 692-Austin Baker, 2013-16 9. 691-Michael Faulkner, 2010-12 10. 667-George Sterner, 2000-03 | |
| FIELDING RECORDS | | RUNS SCORED | |
| PUTOUTS | | Season | |
| | | 1. 66-Geoff Desmond, 2005 2. 56-Mike Sirianni, 2004 3. 55-Derek Alferman, 1994 55-Michael Faulkner, 2010 5. 54-Todd Baumgartner, 2011 54-Todd Baumgartner, 2009 54-Brett Kinning, 2006 54-Derek Alferman, 1993 9. 53-Brock Buckingham, 2002 53-Toby Anglen, 1995 53-Toby Anglen, 1994 12. 51-Zach Maggio, 2014 51-Brett Kinning, 2005 51-L. A. Bowman, 1998 15. 49-Josh Langford, 1998 49-Todd Baumgartner, 2010 49-Giovanni Garcia, 2010 | |
| | | Career | |
| | | 1. 173-Todd Baumgartner, 2008-11 2. 151-Joe Schrimpf, 2014-17 3. 150-Chris Floyd, 1992-95 4. 145-Michael Faulkner, 2010-12 5. 142-Guy Brown, 2006-09 6. 131-Zach George, 2011-15 7. 126-Austin Baker, 2013-16 8. 123-L.A. Bowman, 1995-98 9. 121-Ryan Emery, 2010-13 10. 119-Logan Uxa, 2010-13 | |
| | | HIGHEST BATTING AVG. | |
| | | | |

| | | | | | |
|--------------------|-------------------------------|----------------------------|----------------------------------|------------------------|---------------------------------|
| | 20-Chris Rich, 2004 | 5. | 129 - Todd Baumgartner, 2009 | | 23-Tim Maloney, 1982 |
| | 20-Shane Eaker, 1992 | 6. | 128-Todd Baumgartner, 2011 | | 23-Jerome Stone, 1983 |
| | 20-Jeremy Brown, 2018 | 7. | 128-Michael Clay, 1988 | | 23-Derek Alferman, 1993 |
| | 8. 19-Stuart Levy, 2014 | 8. | 127-Brett Kinning, 2005 | 12. | 22-Tim Maloney, 1983 |
| | 19-Claude Johnson, 2012 | 9. | 127-Kyle MacDonald, 2018 | 13. | 19-Grant Hawkins, 2017 |
| | 19-Geoff Desmond, 2005 | 10. | 126-Ryan Hudgins, 2007 | 14. | 18-Michael Faulkner, 2011 |
| | 19-John Nichol, 1996 | 11. | 120-Chris Rich, 2004 | 15. | 16-Jerome Miller, 1979 |
| | 12. 18-Todd Baumgartner, 2011 | 12. | 119-Matt Bryant, 1997 | 16. | 15-Kearney Blalack, 1971 |
| | 18-Jordan Castaldo, 2011 | | 118-Brett Kinning, 2006 | | 17-Kevin Tate, 1991 |
| | 18-Giovanni Garcia, 2010 | | 118-Toby Anglen, 1995 | | 18-Derek Alferman, 1994 |
| | 18-Ryan Hudgins, 2007 | 14. | 117-Kortney Paul, 1994 | | |
| | 18-Brad Hayes, 2004 | 15. | 114-Tanner Ring, 2016 | | |
| | 18-Brad Hayes, 2002 | | 114-Zach George, 2015 | | |
| | 18-Josh Langford, 1998 | | 114-Brad Hayes, 2004 | | |
| | 18-L.A. Bowman, 1998 | | 114-Aaron New, 1997 | | |
| | 18-Matt Bryant, 1997 | | | | |
| Career: | | Career | | Career | |
| 1. | 52-Todd Baumgartner, 2008-11 | 1. | 396-Todd Baumgartner, 2008-11 | 1. | 84-Jerome Miller, 1976-79 |
| 2. | 49-Stuart Levy, 2012-15 | 2. | 311-Joe Schrimpf, 2014-17 | 2. | 82-Michael Faulkner, 2010-2012 |
| 3. | 46-Brad Hayes, 2002-04 | 3. | 306-Aaron New, 1996-98 | 3. | 67-Tim Maloney, 1981-83 |
| 4. | 44-Matt Burgess, 2014-16 | 4. | 299-Ryan Corrigan, 1999-02 | 4. | 60-Jerome Stone, 1980-83 |
| | 44-Zach George, 2011-15 | 5. | 297-Murray Watts, 2008-10 | 5. | 50-Kevin Maloney, 1982-84 |
| 6. | 43-L.A. Bowman, 1995-98 | 6. | 296-Guy Brown, 2006-09 | 6. | 38-Derek Alferman, 1993-94 |
| 7. | 41-Ryan Corrigan, 1999-02 | 7. | 289-Zach George, 2011-15 | 7. | 35-Todd Baumgartner, 2008-11 |
| 8. | 40-Chris Rich, 2004-05 | 8. | 287-Austin Baker, 2013-16 | 9. | 35-Kevin Tate, 1988-91 |
| | 40-Brandon Eller, 2006-09 | 9. | 286-Ryan Emery, 2010-13 | 10. | 30-John David Pattillo, 1988-89 |
| | 40-Murray Watts, 2008-10 | 10. | 284-Chris Floyd, 1992-95 | | 28-Wayne Pitcock, 1967-69 |
| | | | | | 28-Brett Kinning, 2005-06 |
| TRIPLES | | SLUGGING PERCENTAGE | | BASE ON BALLS | |
| Season | | Season | | Season | |
| 1. | 7-Richard Juricic, 1951 | 1. | .752-Bobby Pickett, 1991 | 1. | 52-Zach George, 2015 |
| 3. | 7-Tim Maloney, 1982 | 2. | .746-Geoff Desmond, 2005 | 2. | 49-Matt Bryant, 1996 |
| | 6-Ty White, 2016 | 3. | .716-Josh Yates, 2006 | 3. | 48-Jordan Castaldo, 2011 |
| | 6-J.C. Smithers, 1949 | 4. | .694-Junior Cooper, 1979 | 4. | 45-Ryan Emery, 2013 |
| | 6-Mack Cothorn, 1950 | 5. | .677-Rick Poe, 1980 | 7. | 45-Logan Uxa, 2012 |
| 7. | 6-Criss McGuire, 1967 | 6. | .667-Brad Hayes, 2004 | 9. | 45-Murray Watts, 2010 |
| 8. | 5-Lee Wallace, 1988 | 7. | .652-Lee Wallace, 1988 | 11. | 44-Murray Watts, 2009 |
| | 4-Bobby Scott, 1949 | 8. | .650-David Shell, 1979 | | 44-Jerome Stone, 1982 |
| | 4-Wayne Pitcock, 1969 | 9. | .649-Tim Maloney, 1982 | | 42-Derek Alferman, 1994 |
| | 4-Pete Davis, 1971 | 10. | .648-Aaron New, 1997 | | 42-Jon Richie, 1999 |
| | 4-Pete Davis, 1972 | 11. | .641-Josh Yates, 2007 | | 40-Austin Baker, 2014 |
| | 4-Larry Elmore, 1975 | 12. | .632-Brad Burkhead, 2004 | 4. | 0-Aaron New, 1997 |
| | 4-Jerome Miller, 1978 | 13. | .621-Michael Clay, 1998 | 13. | 38-Joe Schrimpf, 2016 |
| | 4-Bill Murray, 1986 | 14. | .618-Robbie Kline, 1981 | | 38-Todd Baumgartner, 2010 |
| | 4-Brad Burkhead, 2005 | 15. | .617-Murray Watts, 2010 | | 38-Bob Camaras, 1977 |
| | 4-Michael Faulkner, 2011 | | | | |
| | 4-Austin Baker, 2014 | Career | | Career | |
| | 4-Garrett Rucker, 2017 | 1. | .683-Josh Yates, 2006-07 | 1. | 143-Zach George, 2011-15 |
| Career | | 2. | .608-Bobby Pickett, 1990-91 | 2. | 141-Ryan Emery, 2010-13 |
| 1. | 10-Jerome Miller, 1976-79 | 3. | .601-Geoff Desmond, 2004-05 | 3. | 127-Logan Uxa, 2010-13 |
| 3. | 10-Pete Davis, 1970-73 | 4. | .585-Brad Burkhead, 2004-05 | 4. | 114-Joe Schrimpf, 2014-17 |
| 4. | 9-Tim Maloney, 1981-83 | 5. | .577-Tim Maloney, 1981-83 | 5. | 109-Jerome Stone, 1980-83 |
| | 8-Joe Schrimpf, 2014-17 | 6. | .567-Chris Rich, 2004-05 | 6. | 104-Chris Floyd, 1992-95 |
| | 8-Ty White, 2015-16 | 7. | .563-Aaron New, 1996-98 | 7. | 102-Austin Baker, 2013-16 |
| | 8-Austin Baker, 2013-16 | 8. | .547-Reed Bredensteiner, 1999-00 | 8. | 89-Michael Faulkner, 2010-12 |
| | 8-Michael Faulkner, 2010-12 | 9. | .546-Brett Kinning, 2005-06 | 9. | 88-Aaron New, 1996-98 |
| | 8. 7-Mack Cothorn, 1949-51 | 10. | .539-Murray Watts, 2008-10 | 10. | 87-Jordan Castaldo, 2010-11 |
| | 7-Richard Juricic, 1951-52 | | | | |
| | 7-Larry Elmore, 1972-75 | RBI | | STRIKEOUTS | |
| | 7-George Sterner, 2000-03 | Season | | 1. | 74-Alex Howard, 2019 |
| | 7-Brad Burkhead, 2004-05 | 1. | 72-Geoff Desmond, 2005 | 2. | 65-Elliot Jacobs, 2006 |
| HOME RUNS | | 2. | 65-Murray Watts, 2010 | | 65-Garrett Rucker, 2017 |
| 1. | 20-Geoff Desmond, 2005 | 3. | 62-Josh Yates, 2006 | 4. | 63-Justin Felix, 2019 |
| 2. | 15-Michael Clay, 1998 | 4. | 58-Matt Burgess, 2014 | 5. | 61-Collin Massanelli, 2013 |
| | 15-Bobby Pickett, 1991 | 5. | 55-Kortney Paul, 1994 | | 61-Drew Benes, 2008 |
| | 15-Kyle MacDonald, 2018 | 6. | 54-Michael Clay, 1998 | 7. | 56-Stuart Levy, 2015 |
| 4. | 13-Murray Watts, 2010 | 7. | 53-Chris Rich, 2004 | 9. | 56-Grant Hawkins, 2017 |
| | 13-Josh Yates, 2006 | 8. | 52-Toby Anglen, 1994 | | 54-Kyle Brunen, 2001 |
| | 13-Reed Bredensteiner, 1999 | 9. | 51-Shane Eaker, 1992 | 11. | 54-Tyler Duncan, 2019 |
| 7. | 12-Brad Burkhead, 2004 | 10. | 50-Kyle MacDonald, 2018 | 13. | 53-Austin Baker, 2015 |
| | 12-Blake Denischuk, 2003 | 11. | 49-Chris Rich, 2005 | 15. | 53-Jacob Jablonski, 2019 |
| 9. | 11-Ryan Hudgins, 2007 | 12. | 48-Aaron New, 1998 | 17. | 52-Garrett Rucker, 2016 |
| | 11-Josh Yates, 2007 | | 48-Willie Olivas, 1993 | 15. | 52-Kent Brunen, 2000 |
| | 11-Chris Rich, 2005 | | 48-Reed Bredensteiner, 1999 | 15. | 51-Murray Watts, 2010 |
| 2. | 10-Logan Uxa, 2012 | 16. | 46-Tanner Ring, 2016 | 17. | 51-Isaac Dillon, 2004 |
| | 10-Murray Watts, 2009 | | 46-Blake Denischuk, 2002 | 18. | 50-Logan Uxa, 2012 |
| | 10-Brad Hayes, 2004 | | 46-Aaron New, 1998 | | 50-Jeff Kelley, 1997 |
| | 10-Aaron New, 1998 | | 46-Justin Felix, 2017 | | 49-Jeremy Brown, 2017 |
| | 10-Aaron New, 1997 | | | Career | |
| | 10-Kortney Paul, 1994 | Career | | 1. | 174-Ryan Emery, 2010-13 |
| | 10-Chris Unrat, 1993 | 1. | 146-Joe Schrimpf, 2014-17 | 2. | 167-Stuart Levy, 2012-15 |
| | 10-Junior Cooper, 1979 | 2. | 139-Todd Baumgartner, 2008-11 | 3. | 152-Dustin Jones, 2011-14 |
| Career | | 3. | 137-Aaron New, 1996-98 | | 152-Murray Watts, 2008-10 |
| 1. | 29-Aaron New, 1996-98 | 4. | 136-Matt Burgess, 2014-16 | 5. | 150-Logan Uxa, 2010-13 |
| 2. | 26-Geoff Desmond, 2004-05 | 5. | 134-Ryan Emery, 2010-13 | 6. | 149-Ryan Corrigan, 1999-02 |
| 3. | 25-Murray Watts, 2008-10 | 6. | 133-Murray Watts, 2008-10 | 7. | 145-Austin Baker, 2013-2016 |
| 4. | 24-Josh Yates, 2006-07 | 7. | 112-Austin Baker, 2013-16 | 8. | 137-Jeremy Brown, 2015-Present |
| 5. | 22-Bobby Pickett, 1990-91 | 8. | 109-Chris Floyd, 1992-95 | 9. | 134-Jeff Kelley, 1995-98 |
| 6. | 21-Junior Cooper, 1977-79 | 9. | 108-Zach George, 2011-15 | | 134-Jordan Kimball, 2007-10 |
| | 21-Ryan Corrigan, 1999-02 | 10. | 107-Logan Uxa, 2010-13 | | |
| | 21-Todd Baumgartner, 2008-11 | | | SACRIFICE BUNTS | |
| | 20-Chris Rich, 2004-05 | STOLEN BASES | | Season | |
| | 20-Brad Burkhead, 2004-05 | Season | | 1. | 21-Alex Potts, 2013 |
| TOTAL BASES | | 1. | 41-Michael Faulkner, 2012 | 2. | 18-Joe Schrimpf, 2015 |
| Season | | 2. | 29-Jerome Miller, 1978 | 3. | 13-Lucas Feddersen, 2015 |
| 1. | 167-Geoff Desmond, 2005 | 3. | 28-Jerome Miller, 1977 | 4. | 12-Dean Roberts, 1979 |
| 2. | 139-Josh Yates, 2006 | 5. | 28-Kevin Maloney, 1983 | 5. | 11-Ty White, 2015 |
| 3. | 137-Murray Watts, 2010 | 6. | 27-Drew Tipton, 2019 | | 11-Jacob Jablonski, 2019 |
| 4. | 131-Chris Rich, 2005 | 7. | 25-Jerome Stone, 1982 | 8. | 11-Jordan Kimball, 2009 |
| | | 8. | 25-John David Pattillo, 1989 | | 10-Bob Camras, 1977 |
| | | | 23-Michael Faulkner, 2010 | | 10-Chris Floyd, 1993 |
| | | | | | 10-Lane Stafford, 2001 |
| | | | | | 10-Michael Faulkner, 2010 |
| | | | | | 10-Zach Maggio, 2011 |
| | | | | | 10-Michael Faulkner, 2012 |
| | | | | | 10-Dustin Jones, 2012 |

RECORDS

Career

- 40-Joe Schrimpf, 2014-17
- 35-Dustin Jones, 2011-2014
- 27-Michael Faulkner, 2010-12
- 27-L.A. Bowman, 1995-98
- 27-Chris Floyd, 1992-95
- 26-Kevin Simler, 1993-96
- 25-Alex Potts, 2012-13
- 25-Zach Maggio, 2010-12, 14
- 22-Lucas Feddersen, 2014-15
- 20-Austin Baker, 2013-16
- 20-Jordan Kimball, 2007-10
- 20-Ryan Emery, 2010-13

HIT BY PITCH

Season

- 24-Jake Bakamus, 2017
- 23-Derek Alferman, 1994
- 22-Derek Alferman, 1993
- 21-Jake Bakamus, 2016
- 18-Alex Howard, 2019**
- 16-Zach George, 2015
- 15-Zach Shipley, 2003
- 15-Stuart Levy, 2015
- 14-Bart McMillen, 1995
- 14-Guy Brown, 2008
- 14-Guy Brown, 2009
- 14-Brandon Eller, 2009
- 14-Zach Maggio, 2014
- 14-Jeremy Brown, 2017
- 14-Joe Schrimpf, 2017

Career

- 45-Jake Bakamus, 2016-17
- 45-Derek Alferman, 1993-94
- 43-Joe Schrimpf, 2014-17
- 39-Jeremy Brown, 2015-Present
- 35-Guy Brown, 2006-09
- 32-Zach Maggio, 2010-12, 14
- 28-Brandon Eller, 2006-09
- 27-Alex Howard, 2019**
- 26-Stuart Levy, 2012-15
- 25-Brad Hayes, 2002-04
- 23-Chris Rich, 2004-05
- 23-Zach George, 2011-15

PITCHING

LOWEST ERA

Season

[Minimum 20 Innings Pitched]

- 0.90-Jim McKay, 1961 (30 IP)
- 1.62-John Ferriell, 1969 (44.1 IP)
- 1.68-Charles Blackburn, 1970 (32 IP)
- 1.87-Jack Jumper, 2019 (43.1 IP)**
- 1.93-Paul Frets, 1955 (38 IP)
- 2.03-Bob Sherrill, 1968 (39.2 IP)
- 2.03-Steve Kline, 1985 (26.2 IP)
- 2.04-Ricky Millerd, 1995 (35.1 IP)
- 2.08-John Hayduk, 1997 (26 IP)
- 2.11-John Koch, 2012 (38.1 IP)

[Minimum 50 Innings Pitched]

- 1.71-Jerry Dean, 1950 (63 IP)
- 1.96-Jay Akin, 1997 (110 IP)
- 1.96-Charles Blackburn, 1972 (78.1 IP)
- 2.06-Tyler Zuber, 2017 (52.1 IP)
- 2.22-Rusty Bourg, 1970 (73 IP)
- 2.41-Charles Blackburn, 1971 (86.2 IP)
- 2.45-A.L. Gatewood, 1959 (84.1 IP)
- 2.49-T.J. Brewer, 2007 (90.1 IP)
- 2.51-Jerry Unser, 1974 (79 IP)
- 2.58-Brad Thomas, 2002 (73.1 IP)

Career

[Minimum 90 Innings Pitched]

- 2.31-Charles Blackburn, 1970-73 (242 IP)
- 2.74-Jay Akin, 1996-97 (226.2 IP)
- 2.94-Steve Morrison, 1976-77 (104 IP)
- 3.08-Jerry Dean, 1948-51 (184.1 IP)
- 3.15-Craig Yancey, 1984-85 (94.1 IP)
- 3.19-A.L. Gatewood, 1957-59 (158 IP)
- 3.38-Colton Kibler, 2014-15 (98.2 IP)
- 3.39-JohnHarness, 1976-77 (188.2 IP)
- 3.46-Clint Helpenstill, 1999-00 (117 IP)
- 3.47-Jerry Unser, 1972-75 (166 IP)

VICTORIES

Season

- 11-Keith Horn, 1994
- 10-Jon David French, 1994
- 9-Jacob Lee, 2012
- 9-Jay Akin, 1996
- 8-Jacob Lee, 2010
- 8-Taylor Fowler, 2005
- 8-Ryan Hamilton, 2004
- 8-Tony Arthur, 2001
- 8-Jay Akin, 1997
- 8-Chad Soden, 1995
- 8-Keith Horn, 1995
- 8-Randy Phillips, 1992
- 8-Charles Blackburn, 1971
- 8-Rusty Bourg, 1970

Career

- 25-Rusty Bourg, 1967-70
- 24-Jacob Lee, 2009-12
- 20-Tyler Zuber, 2014-17
- 19-Charles Blackburn, 1970-73
- 19-Keith Horn, 1994-95
- 19-Andy Ferguson, 2008-11
- 17-Calvin Key, 1994-97
- 17-Jay Akin, 1996-97
- 16-Preston Parker, 1981-83, 85
- 16-Jon David French, 1994-95

APPEARANCES

Season

- 32-Nick Lambert, 2007
- 31-Brad Thomas, 2002
- 30-Colton Kibler, 2014
- 30-Ryan Hamilton, 2003
- 29-Colton Kibler, 2015
- 29-Brandon Farley, 2012
- 29-Chris Bullington, 2009
- 29-Stephen Tharp, 2004
- 29-Clint Helpenstill, 1999
- 28-John Koch, 2012
- 27-Tanner Kirby, 2017
- 27-Jack Jumper, 2019**
- 26-Coulton Lee, 2016
- 26-Nick Lambert, 2008
- 26-Tim Egart, 2007
- 26-Tim Egart, 2006
- 26-Doug Walter, 2005
- 26-Ryan Hamilton, 2004
- 26-Matt Hicks, 2004
- 26-Mark Dobson, 1996

Career

- 101-Nick Lambert, 2006-09
- 91-John Koch, 2010-13
- 89-Tyler Zuber, 2014-17
- 85-Ryan Hamilton, 2001-04
- 78-Daniel Wright, 2010-13
- 78-Chandler Hawkins, 2012-15
- 72-Coulton Lee, 2014-Present
- 69-Blake Ring, 2003-05
- 67-Calvin Key, 1994-97
- 65-Mark Dobson, 1995-98

GAMES STARTED

Season

- 19-Jon David French, 1994
- 18-Jason Benson, 1996
- 17-Dan Lyons, 1993
- 17-Gary Wilson, 2000
- 17-Tony Arthur, 2001
- 17-Doug Walter, 2004
- 16-Keith Horn, 1994
- 16-Calvin Key, 1996
- 16-John Hayduk, 1999
- 16-Karnie Vertz, 2003
- 16-Jacob Lee, 2012

Career

- 54-Jacob Lee, 2009-2012
- 39-Calvin Key, 1994-97
- 39-Keith Horn, 1993-95
- 38-Matt Whiteside, 1987-90
- 38-Andy Ferguson, 2008-11
- 36-John Hayduk, 1996-99
- 35-Stacy Gore, 1982-85
- 35-John Anderson, 2000-03
- 34-Jeff McElrath, 1986-89
- 4-Jon David French, 1994-95

COMPLETE GAMES

Season

- 11-Matt Whiteside, 1990
- 9-John Harness, 1977
- 9-Randy Phillips, 1992
- 9-Keith Horn, 1995
- 8-John Harness, 1976
- 8-Matt Whiteside, 1989
- 8-Jay Akin, 1996
- 8-Tony Arthur, 2001
- 7-Randy Rogers, 1981
- 7-Steve Kline, 1986
- 7-Keith Horn, 1994
- 7-Jay Akin, 1997
- 7-Robby Cuffia, 2001

Career

- 29-Rusty Bourg, 1967-70
- 23-Matt Whiteside, 1987-90
- 18-Keith Horn, 1993-95
- 17-John Harness, 1976-77
- 15-Jay Akin, 1996-97
- 14-Jeff McElrath, 1986-89
- 13-Randy Rogers, 1978-81
- 13-Tim Stallings, 1985-88

- 12-Preston Parker, 1981-83, 85
- 12-Stacy Gore, 1982-85

SAVES

Season

- 11-John Koch, 2012
- 8-Morgan Croft, 2014
- 7-Randy Walker, 1981
- 6-Mark Dobson, 1996
- 6-Brad Thomas, 2002
- 6-Blake Ring, 2004
- 6-Tim Egart, 2007
- 6-Nick Lambert, 2008
- 6-Tyler Zuber, 2017
- 6-Kollin Stone, 2019**
- 5-Clint Helpenstill, 1999
- 5-Blake Ring, 2003
- 5-Ryan Hamilton, 2004
- 5-Doug Walter, 2005
- 5-Tim Egart, 2006
- 5-John Koch, 2013
- 5-Colton Kibler, 2015

Career

- 20-John Koch 2010-2013
- 12-Tyler Zuber, 2014-17
- 11-Blake Ring, 2003-2005
- 11-Tim Egart, 2006-2007
- 10-Mark Dobson, 1995-98
- 9-Clint Helpenstill, 1999-00
- 9-Nick Lambert, 2006-09

INNINGS PITCHED

Season

- 128.0-Jon David French, 1994
- 123.2-Jason Benson, 1996
- 122.0-Tony Arthur, 2001
- 118.2-Keith Horn, 1994
- 116.1-Jay Akin, 1996
- 113.1-Keith Horn, 1995
- 111.2-Matt Whiteside, 1990
- 110.1-Daniel Wright, 2013
- 110.1-Mark Dobson, 1998
- 110.1-Jay Akin, 1997
- 109.1-Robby Cuffia, 2001
- 109.0-Jody Petty, 2003
- 107.2-Randy Phillips, 1992
- 102.2-Taylor Fowler, 2005
- 101.1-Andy Ferguson, 2010

Career

- 328.1-Jacob Lee, 2009-12
- 303.0-Rusty Bourg, 1967-70
- 295.0-Keith Horn, 1993-95
- 291.1-Matt Whiteside, 1987-90
- 273.0-Daniel Wright, 2010-13
- 267.0-Calvin Key, 1994-97
- 262.0-Andy Ferguson, 2008-11
- 247.0-John Anderson, 2000-03
- 242.0-Charles Blackburn, 1970-73
- 238.0-Tyler Zuber, 2014-17

STRIKEOUTS

Season

- 117-A.L. Gatewood, 1959 (84.1 IP)
- 111-Mark Dobson, 1998 (110.1 IP)
- 106-Keith Horn, 1995 (113.1 IP)
- 98-T.J. Brewer, 2007 (90.1 IP)
- 96-Daniel Wright, 2013 (110.1 IP)
- 95-Matt Whiteside, 1990 (111.2 IP)
- 92-Jerry Hudgins, 1964 (98.1 IP)
- 88-Ryan Hamilton, 2004 (68.2 IP)
- 87-Tony Arthur, 2001 (122 IP)
- 87-Jon David French, 1994 (128 IP)

Career

- 280-Jacob Lee, 2009-12
- 258-Tyler Zuber, 2014-17
- 251-Rusty Bourg, 1967-70
- 234-Keith Horn, 1993-95
- 228-Matt Whiteside, 1987-90
- 221-Andy Ferguson, 2008-11
- 213-Mark Dobson, 1995-98
- 212-Ryan Hamilton, 2001-04
- 210-Daniel Wright, 2010-13
- 208-Calvin Key, 1994-97

SHUTOUTS

Season

- 3-Chad Soden, 1995
- 3-Charles Blackburn, 1970

Career

- 5-Charles Blackburn, 1970-73

LOSSES

Season

- 10-John Hayduk, 1999

Career

- 25-Matt Whiteside, 1987-90

MOST EARNED RUNS ALLOWED

Season
1. 68-John Hayduk, 1999

Career
1. 172-Matt Whiteside, 1987-90

MOST RUNS ALLOWED

Season
1. 88-Matt Gordon, 1991

Career
1. 235-Matt Whiteside, 1987-90

MOST HITS ALLOWED

Season
1. 162-Jason Benson, 1996

Career
2. 320-Matt Whiteside, 1987-90

MOST WALKS ALLOWED

SEASON
1. 56-Bill Taylor, 1982 (61.2 IP)
2. 55-Brinn Williford, 1980 (52.2 IP)
3. 54-Mark Dobson, 1998 (110.1 IP)
4. 54-Matt Gordon, 1991 (82.1 IP)
5. 52-A.L. Gatewood, 1959 (84.1 IP)

Career
1. 148-Bill Taylor, 1982-84

Fielding

HIGHEST FIELDING PCT.

Season
1. 1,000-Alex Potts, 2012 (109 Ch.)
1,000-Logan Uxa, 2012 (102 Ch.)
1,000-Logan Uxa, 2011 (113 Ch.)
1,000-Randy Sugg, 1997 (118 Ch.)
1,000-Steve Carson, 1985 (155 Ch.)
1,000-Greg Crow, 1995 (119 Ch.)
8. 1,000-Nick Martin, 2001 (120 Ch.)
.997-Matt Burgess, 2016 (365 Ch.)
997-Tyler Smith, 2011(292 Ch.)
997-Chris Prothro, 2005 (312 Ch.)
997-Aaron New, 1998 (394 Ch.)
995-Matt Burgess, 2014 (444 Ch.)
995-Randy Sugg, 1998 (217 Ch.)
995-Cody Allison, 1998 (195 Ch.)
995-Dusty Sexton, 2003 (417 Ch.)

PUTOUTS

Season
1. 506-Murray Watts, 2010
2. 496-Logan Uxa, 2013
3. 492-Geoff Desmond, 2005
4. 488-Shane Eaker, 1993
5. 481-Kent Brunen, 2001
6. 445-Jordan Castaldo, 2011
7. 441-Shane Eaker, 1992
8. 434-Brandon Eller, 2007
9. 425-Brandon Eller, 2009
10. 417-Dusty Sexton, 2003

Career
1. 1,274-Stuart Levy, 2012-15
2. 1,001-Brandon Eller, 2006-09
3. 980-Matt Burgess, 2014-16
4. 929-Shane Eaker, 1992-93

ASSISTS

Season
1. 195-Chris Floyd, 1994
2. 189-Chris Floyd, 1995
3. 181-Matt Bryant, 1996
4. 177-Dustin Jones, 2013
5. 175-Brock Buckingham, 2001
6. 165-Matt Bales, 1999
7. 161-Dustin Jones, 2012
8. 161-Matt Bryant, 1997
9. 160-Dustin Jones, 2014
10. 158-Chris Floyd, 1993
11. 157-Ryan Hudgins, 2008
12. 156-L.A. Bowman, 1998
13. 155-Joe Schrimpf, 2015
155-L.A. Bowman, 1997
155-Chris Rich, 2005

Career
1. 687-Chris Floyd, 1992-95

ERRORS

Season
1. 29-John David Pattillo, 1989
2. 26-Chris Floyd, 1993
3. 25-George Sterner, 2002
4. 22-Jordan Kimball, 2009
22-Mike Sirianni, 2004
22-Chris Rich, 2005
7. 21-Tanner Ring, 2016
21-Mark Stephens, 1982
9. 20-Jerome Stone, 1982
20-Bobby Bailey, 1990
20-Jim Loflin, 1990

20-Bobby Bailey, 1991
20-Chad Cole, 1999

Career
1. 72-Chris Floyd, 1992-95

TEAM RECORDS

Batting Records

At Bats
Game: 67 vs. Little Rock (5/18/17)
Season: 2,146-1994

Runs Scored

Game: 28 vs. Memphis State, 1992
27 vs Murray State (3/11/14)
Season: 429-2005

Hits

Game: 26 vs. UALR, 1994
Season: 647-2010

Runs Batted In

Game: 26 vs. Memphis State, 1992
Season: 390-2005

Doubles

Game: 9 vs. UALR (4/8/06)
9 vs. WKU (5/7/06)
Season: 135-2005

Triples

Game: 5 vs. North Dakota St., 1956
Season: 22-2016

Home Runs

Game: 8 at UALR (4/10/05)
Season: 78-2005

Total Bases

Game: 56 at UALR (4/10/05)
Season: 1023-2005

Stolen Bases

Game: 10 vs. Southwestern, 1953
10 vs. Arkansas Tech, 1952
Season: 91-1982,1983

Base on Balls

Game: 18 vs. Arkansas College, 1994
Season: 292-1994

Hit by Pitch

Game: 8 vs. Little Rock (5/19/17)
8 at Murray State (3/11/14)

Season: 100-2017

Strikeouts

Game: 20 vs. ULL (5/25/16)
Season: 469-2013

Left on Base

Game: 24 vs. Little Rock (5/18/17)
Season: 530-1994

Batting Average

High: .314-2005
Low: .162-1963

Runs per game

High: 7.90-1956
Low: 2.50-1963

Hits per game

High: 11.29-2005
Low: 4.81-1963

walks per game

High: 5.95-1952
Low: 2.77-1970

Strikeouts per game

High: 8.26-1965
Low: 3.61-1975

Pitching Records

Most Innings Pitched
Game: 22 vs. Murray State, 1961
Season: 553.2-1994

Most Strikeouts

Game: 21vs.Georgia Southern(3/20/15)
Season: 487-2013

Most walks

Game: 16 at South Alabama (4/9/16)
16 vs. Northern Illinois, 1981
16 vs. Murray State, 1975
Season: 281, 2017

MOST RUNS ALLOWED

Game: 27 vs. Washington (Mo.), 1956
Season: 425-1999

MOST EARNED RUNS ALLOWED

Game: 24 vs. New Orleans, 2008
Season: 334-1999

HITS ALLOWED

Game: 25 vs. New Orleans (4/27/08)
25 at Oklahoma St. (4/11/07)
25 vs. New Orleans, 1989
25 vs. Washington (Mo.), 1956
Season: 587-2010

EARNED RUN AVERAGE

High: 7.98-1990
Low: 2.55-1968

RUNS ALLOWED PER GAME

High: 9.16-1991
Low: 3.24-1971

HITS ALLOWED PER GAME

High: 11.31-1991
Low: 6.29-1967

walks per Game

High: 6.00-1952
Low: 2.55-1970

STRIKEOUTS PER GAME

High: 8.75-1959
Low: 2.79-1948

Fielding Records

Putouts

Game: 66 vs. Murray State, 1961
Season: 1,662-1994

Assists

Game: 22 at UCA (5/5/15)
22 vs. MTSU (3/25/07)
Season: 708-1994

Errors

Game: 9 vs. Memphis (4/7/09)
9 vs. Memphis State, 1991
9 vs. UALR 1983
9 vs. Louisiana Tech, 1959
9 vs. Kansas State, 1954
9 vs Henderson State, 1952
Season: 137-1991

Double Plays

Game: 5 vs. Arkansas Tech, 1952
Season: 59-1998, 1994

Fielding Percentage

High: .974-2014
Low: .890-1952

Miscellaneous Records

Games Played

High: 64-1994
Low: 17-1957

Games won

High: 39-1994
Low: 5-1980

Games Lost

High: 38-1999, 1990
Low: 7-1956

Consecutive Games won

Season: 11-1968

Consecutive Games Lost

Season: 19-1980

Conference wins

High: 20-1995 (Sun Belt)
Low: 1- 1991 (America South)

Conference Losses

High: 26-1999 (Sun Belt)
Low: 3-1973, 1970 (Southland)

WON-LOST PERCENTAGE

High: .757 (26-8-1; 1967)
Low: .122 (5-36; 1980)

RECORDS

SEASON TEAM RECORDS

Batting

Highest Batting Average

.314 in 2005
.312 in 2010
.307 in 1998
.296 in 2009
.296 in 1997

Runs

429 in 2005 (56 games)
414 in 1994 (64 games)
377 in 2010 (58 games)
367 in 1998 (50 games)
364 in 2006 (52 games)
361 in 2004 (57 games)
355 in 2019 (55 games)
348 in 1995 (57 games)
346 in 2014 (59 games)
337 in 2009 (53 games)
336 in 2016 (58 games)

Hits

647 in 2010 (58 games)
632 in 2005 (56 games)
624 in 1994 (64 games)
576 in 2004 (57 games)
562 in 2006 (52 games)
560 in 2011 (59 games)
557 in 2009 (53 games)
550 in 1998 (50 games)
541 in 2002 (58 games)
538 in 2007 (55 games)

Doubles

135 in 2005 (56 games)
124 in 2004 (57 games)
121 in 1998 (50 games)
118 in 1997 (53 games)
117 in 1994 (64 games)
116 in 2015 (57 games)
115 in 2006 (52 games)
112 in 2008 (55 games)
111 in 2014 (59 games)
110 in 2010 (58 games)

Triples

22 in 2016 (58 games)
20 in 1949 (23 games)
17 in 1955 (22 games)
16 in 1956 (21 games)
16 in 1967 (35 games)
15 in 2009 (53 games)
15 in 2004 (57 games)
15 in 2019 (55 games)

Home Runs

78 in 2005 (56 games)
60 in 1998 (50 games)
57 in 2006 (52 games)
55 in 1997 (53 games)
53 in 2004 (57 games)
49 in 2003 (55 games)
47 in 2019 (55 games)
46 in 2007 (55 games)
42 in 1999 (56 games)

Runs Batted In

390 in 2005 (56 games)
352 in 1994 (64 games)
345 in 2010 (58 games)
324 in 2004 (57 games)
329 in 2019 (55 games)
320 in 2006 (52 games)
318 in 1998 (50 games)
313 in 1995 (57 games)
303 in 2016 (58 games)
301 in 2011 (59 games)
298 in 2014 (59 games)

Total Bases

1023 in 2005 (56 games)
889 in 2004 (57 games)
869 in 2010 (58 games)
866 in 2006 (52 games)
863 in 1998 (50 games)
860 in 1994 (64 games)
814 in 1997 (53 games)
804 in 2007 (55 games)
804 in 2003 (55 games)
786 in 2009 (53 games)

Bases on Balls

292 in 1994 (64 games)
281 in 2012 (37 games)
279 in 2011 (59 games)
278 in 1996 (59 games)
255 in 2010 (58 games)
253 in 2014 (59 games)
249 in 1982 (44 games)
248 in 1995 (57 games)
246 in 2017 (55 games)
245 in 2002 (58 games)

Stolen Bases

91 in 1982 (44 games)
91 in 1983 (34 games)
63 in 2014 (59 games)
62 in 2017 (55 games)
61 in 2006 (52 games)
60 in 1977 (49 games)
58 in 2012 (57 games)
56 in 1951 (24 games)

Left on Base

552 in 2010 (58 games)
530 in 1994 (64 games)
525 in 2009 (53 games)
522 in 2011 (59 games)
508 in 2015 (57 games)

Lowest ERA

PITCHING
2.55 in 1968
2.60 in 1967
2.65 in 1963
2.80 in 1971
2.86 in 1966

Strikeouts

487 in 2013 (60 games)
426 in 2015 (57 games)
423 in 2014 (59 games)
413 in 2019 (55 games)
407 in 1994 (64 games)
402 in 2016 (58 games)

WALKS ALLOWED

280 in 2016 (58 games)
260 in 2015 (57 games)
246 in 1990 (49 games)
241 in 1994 (64 games)
241 in 1993 (59 games)

Innings Pitched

553.2 in 1994
530.2 in 2014
526 in 2011
514.1 in 2015
511 in 2010

Fielding

Highest Fielding %

.974 in 2014
.973 in 2012
.972 in 1998
.971 in 2001
.970 in 1994

Putouts

1662 in 1994 (64 games)
1592 in 2014 (59 games)
1578 in 2011 (59 games)
1543 in 2015 (57 games)
1533 in 2010 (58 games)

Assists

708 in 1994 (64 games)
665 in 1996 (59 games)
664 in 2001 (58 games)
636 in 1995 (57 games)
633 in 1999 (56 games)

Double Plays

59 in 1998 (50 games)
59 in 1994 (64 games)
57 in 1997 (53 games)
56 in 2001 (58 games)
50 in 2005 (56 games)
49 in 2007 (55 games)

Miscellaneous

Longest Game

22 Innings [1961]-ASU vs. Murray State
(9-9, tie)

Longest winning Streaks

11 in 1968
10 in 1993
9 in 1997
8 in 1994
8 in 2000

Longest Losing Streaks

19 in 1980
19 in 1988-89
15 in 1991

National Statistical Champions

On-Base Percentage

2015: Zach George, .548

Toughest to Strikeout

2003: Matt Rogelstad, 208AB, 5K, 41.6AB/K

Team ERA

1997: 3.14 ERA, 154 ER in 441.2 IP

No Hitters -Against A-State

Arkansas-Little Rock-1990
Murray State-1971
Southern Illinois-1953

ALL-TIME RECORD VERSUS OPPONENTS

| OPPONENT | WLT | FIRST-LAST | OPPONENT | WLT | FIRST-LAST | OPPONENT | WLT | FIRST-LAST |
|-----------------------------|------------|------------|----------|-----|------------|----------|-----|------------|
| Northwestern State | 5 8 0 | 2000 2017 | | | | | | |
| Notre Dame | 6 9 0 | 1953 1974 | | | | | | |
| NYIT | 4 0 0 | 2017 2017 | | | | | | |
| Dhio | 0 2 0 | 1972 1972 | | | | | | |
| Dhio State | 0 1 0 | 2008 2008 | | | | | | |
| Oklahoma | 1 7 0 | 1985 1999 | | | | | | |
| Oklahoma City | 0 1 0 | 1987 1987 | | | | | | |
| Oklahoma State | 4 8 0 | 1976 2007 | | | | | | |
| Ole Miss | 25 84 0 | 1951 2017 | | | | | | |
| Oral Roberts | 1 3 0 | 1992 2001 | | | | | | |
| Duachita Baptist | 4 2 0 | 1949 1980 | | | | | | |
| Portland | 1 2 0 | 2010 2010 | | | | | | |
| Providence | 0 2 0 | 1973 1973 | | | | | | |
| Purdue | 8 4 2 | 1959 1968 | | | | | | |
| Quincy College (Ill.) | 5 6 0 | 1958 1977 | | | | | | |
| Rhodes - | 8 20 4 0 | 1950 1986 | | | | | | |
| Rice | 0 1 0 | 2000 2000 | | | | | | |
| Rutgers | 2 1 0 | 1974 1974 | | | | | | |
| Saint Louis | 23 22 1 | 1953 2016 | | | | | | |
| Saint Mary's Univ. (Minn.) | 1 0 0 | 1958 1958 | | | | | | |
| Samford | 3 3 0 | 2006 2007 | | | | | | |
| Sam Houston State | 2 5 0 | 1977 2013 | | | | | | |
| Scott Air Force Base (Ill.) | 0 1 0 | 1953 1953 | | | | | | |
| Seton Hall | 1 0 0 | 2008 2008 | | | | | | |
| Siena | 0 1 0 | 2009 2009 | | | | | | |
| South Alabama | 27 69 0 | 1993 2017 | | | | | | |
| South Dakota State | 4 0 0 | 2005 2012 | | | | | | |
| Southeast Missouri | 37 33 0 | 1959 2017 | | | | | | |
| Southern Arkansas | 1 1 0 | 1986 1999 | | | | | | |
| Southern Illinois | 24 48 0 | 1948 2017 | | | | | | |
| SIU-Edwardsville | 6 9 0 | 1968 2012 | | | | | | |
| Southern Mississippi | 0 6 0 | 2005 2008 | | | | | | |
| Southwest Baptist | 3 0 0 | 1993 1998 | | | | | | |
| St. John's | 0 1 0 | 1990 1990 | | | | | | |
| Stephen F. Austin | 1 0 0 | 1983 1983 | | | | | | |
| Stillman | 3 0 0 | 1971 1971 | | | | | | |
| Tennessee | 2 3 0 | 1969 2015 | | | | | | |
| Texas | 0 6 0 | 1970 1994 | | | | | | |
| Texas A&M | 1 6 0 | 1985 2001 | | | | | | |
| Texas-Rio Grande Valley - | 9 19 29 0 | 1970 1998 | | | | | | |
| Texas-San Antonio | 1 0 0 | 1994 1994 | | | | | | |
| Texas State | 11 5 0 | 2000 2017 | | | | | | |
| Toledo | 2 1 0 | 2001 2001 | | | | | | |
| Trinity | 7 10 0 | 1964 1971 | | | | | | |
| Troy | 11 31 0 | 2006 2016 | | | | | | |
| Truman State - | 10 3 0 0 | 1975 1975 | | | | | | |
| Tulane | 0 4 0 | 1973 1974 | | | | | | |
| UAB | 5 5 0 | 2011 2016 | | | | | | |
| ULM - | 11 37 29 0 | 1973 2017 | | | | | | |
| University of Chicago | 4 1 0 | 1950 1961 | | | | | | |
| Univ. of St. Francis (Ill.) | 1 0 0 | 1981 1981 | | | | | | |
| UT Arlington | 38 44 0 | 1969 2017 | | | | | | |
| UT Martin | 33 15 1 | 1981 2013 | | | | | | |
| UTEP | 2 0 0 | 1982 1982 | | | | | | |
| Valparaiso | 2 0 0 | 1948 1948 | | | | | | |
| Vanderbilt | 0 2 0 | 2004 2013 | | | | | | |
| Wabash College (Ind.) | 0 1 0 | 1954 1954 | | | | | | |
| Wake Forest | 0 1 0 | 1989 1989 | | | | | | |
| Washington Univ. (Mo.) | 14 19 0 | 1953 1968 | | | | | | |
| West Alabama - | 12 1 2 0 | 1973 1976 | | | | | | |
| Western Illinois | 6 6 0 | 1957 2013 | | | | | | |
| Western Kentucky | 37 38 0 | 1983 2014 | | | | | | |
| Western Michigan | 0 3 0 | 1964 1964 | | | | | | |
| Wichita State | 0 4 0 | 1992 1995 | | | | | | |
| Williams Baptist | 3 1 0 | 2001 2009 | | | | | | |
| Winona State (Minn.) | 0 1 0 | 1952 1952 | | | | | | |
| Wisconsin | 2 1 0 | 1968 1968 | | | | | | |
| Wisconsin-Milwaukee | 9 2 0 | 2005 2016 | | | | | | |
| Wright State | 2 0 0 | 1995 1995 | | | | | | |

Record vs. Minor League Teams

| | | |
|---------------------------|-------|-----------|
| Arkansas Travelers (Exh.) | 0 1 0 | 1972 1972 |
| Clarksdale Planters | 2 0 0 | 1948 1948 |
| Hot Springs Bathers | 0 1 0 | 1952 1952 |
| Terre Haute Phillies | 0 2 0 | 1949 1949 |

* - Three wins were vacated in the 2007 season, one each versus Florida International, Jackson State, and Murray State. Records shown are actual on-field record.

ALL-TIME LETTERMAN

— A —

Abel, Neil 1957 '58
 Akel, Abraham 1986
 Akin, Jay 1996 '97
Alberius, Nate '18 '19
 Alexander, Glen 1977
 Alferman, Derek 1993 '94
 Allen, Brad 2010 '11
 Allen, Mike 1978 '79
 Allison, Cody 1995 '96
 Allison, Josh 2002 '03 '04 '06
 Alvarez, Frankie 2016
 Amann, Rudolph 1947 '48
 Ammons, Bill 1948 '49
 Andersen, Brett 2015
 Anderson, Brian 1993 '94
 Anderson, Jerry 1988 '89
 Anderson, John 2000, '01 '02 '03
 Anglen, Toby 1994 '95
 Appleby, Bob 1947
 Arms, Kevin 1985 '86
 Arnold, Darrell 1956 '57
 Arnold, Kevin 1972 '73 '74 '75
 Arthur, Tony 2000, '01
 Arthur, Robert 1973
 Aspegren, Austin 2015
 Austin, Pel 1947 '48
 Avant, Grey 2006 '07 '08 '09
 Ayers, Bryan 2014 '16 '17

— B —

Barstad, Brandon 2002
 Bailey, Bobby 1990 '91
 Bakamus, Jake 2016 '17
 Bakanac, Ben 1954
 Baker, Austin 2013 '14 '15 '16
 Bales, Matt 1999
 Banks, John 1999
 Banks, Scott 1974
 Barber, Blake 1984 '85 '86 '87
 Barham, Grover 1954 '55 '56
 Barksdale, Aaron 1997 '98
 Baucum, Hilton 1961
 Baumgartner, Todd 2008 '09 '10 '11
 Bax, Jacob 2012 '13
 Baxter, Cade 2008
 Bellsmith, Pat 1973
 Benes, Drew 2008 '09 '10
 Bennett, Brandon 2006
 Benson, Jason 1996 '97
 Bentley, Alfred 1960 '61
 Berry, Jim 1970 '72
 Bethune, Cecil 1965 '66 '67
 Beville, Jimmie 1962 '63
 Biggs, Travis 1995
 Birginske, Derek 2013 '14 '15 '17
 Bishop, Andrew 2005
 Blackburn, Charles 1970 '71 '72 '73
 Blackburn, Ryan 2007 '08 '09
 Blalack, Kearney 1971
 Bobango, John 1974 '76
 Boeschen, Joel 2006 '08
 Boever, Doug 1985 '86
 Boucher, Todd 2006
 Bouldin, Chris 1999
 Bounous, Ben 1974
 Bourg, Rusty 1967 '68 '69 '70
 Bowen, David 2011
 Bowlin, Jim 1958 '59
 Bowman, Lloyd Allen '95 '96 '97 '98
 Bowman, Jim 1955 '56 '57 '58
 Brady, Don 1955
 Brasfield, Glenn 1964
 Bredensteiner, Reed 1999 '00
 Brewer, T.J. 2006, 07
 Brown, Kaleb 2012
 Brock, Steve 1989 '90 '91 '92
 Brown, Doug 1975 '76
 Brown, Guy 2006 '07 '08 '09
 Brown, Jeremy 2015 '16 '17
 Brown, Kaleb 2013 '14
 Brown, Kyle 2003 '04
 Brown, Lyn 1986 '87
 Brown, Scott 1975
 Browning, Bobby 1964 '65 '66 '67
 Brunen, Kent 2000 '01
 Brunen, Kyle 2000 '01
 Bryant, Matt 1996 '97
 Bucy, Jesse 1949 '50 '51
 Buckingham, Brock 2001 '02
 Bullington, Chris 2008 '09
 Burger, Randy 1982 '83 '84
 Burgess, Matt 2014 '15 '16
 Burgi, Kevin 2009
 Burke, Jim 1964 '65 '67 '68
 Burkhead, Brad 2004, '05
 Burks, Drew 2012 '13
 Burton, Gene 1969
 Bussard, Todd 1998 '99

— C —

Cahill, Collin 2017
 Caldwell, Bill 1957 '58 '59 '60
 Callawaert, Jim 1971 '72
 Callaway, Jim 1965 '66 '67 '68
 Camien, Scott 1998
 Campers, Vernon 1947
 Camras, Bob 1975 '76 '77
 Carda, Greg 1994 '85
 Carlson, Scott 1998
 Carr, Skip 1981
 Carrillo, Vic 1971 '72
 Carson, Steve 1984 '85 '86 '87
 Castaldo, Jordan 2010 '11
 Castleberry, Michael 2001
 Cates, Daneil 2004
 Chambers, Neal 2002 '03
 Chapple, Gerald 1954
 Childs, Ralph 1958
 Clark, Mike 1979
 Clay, Michael 1998
 Clements, Taylor 2010
 Cloud, Matt 1997
 Coatney, Brooks 2002
 Cobb, John 1947
 Coggins, Wilburn 1954
 Cole, Chad 1999
 Coleman, Brian 1998
 Coleman, Derrick 2008 '09
 Conley, Myron 1948 '49
 Cook, John 1952
 Cook, Scott 1990 '91 '92
 Cooper, Eddie 1974
 Cooper, Junior 1977 '78 '79
 Copeland, Ken 1971 '72 '73 '74
 Corrigan, Ryan 1999 '00 '01 '02
 Cotthern, Mack 1949 '50 '51
 Craft, Lance 1998
 Crail, Orland 1955
 Cramer, Brent 2002 '03
 Crews, Jim 1948
 Croft, Eddie 1964 '65
 Croft, Morgan 2012 '13 '14
 Crone, Ernie 1948 '49 '50 '51
 Crow, Greg 1995 '96
 Cuffia, Robby 2000 '01
 Culbertson, Peyton 2016 '17
 Cunningham, Derek 2004
 Cutler, Kevin 2002 '03

— D —

Dagestad, Was 2010 '11
 Darby, Ross 1992 '93 '94
 Darling, Bryan 1994 '95
 Darling, Don 1964
 Daugherty, Fred 1951
 Davis, Jeff 1970 '71 '73
 Davis, John 1975 '76
 Davis, Pete 1970 '71 '72 '73
 Davis, Sandy 1980 '81 '82 '83
 Davis, William 1965
 Dawson, James 1962 '63
 Deal, Larry 1963
 Dean, Jerry 1948 '49 '50 '51
 Deardorff, Kelley 1976
 DeGrace, Kyle 2009 '10
 DeMoney, Josh 2009 '10
 DeJohnette, Levi 2004
 Denischuk, Blake 2002 '03
 Denny, Don 1953
 Denow, John 1952
 Desmond, Geoff 2004 '05
 Deuser, Rich 1970 '71 '72 '73
 Dickey, John 1947 '48
 Dickson, Graham 1948
 Dickson, Josh 2000
 Dicus, Ricky 1984
 Dillon, Isaac 2004 '05
 Dixon, Jake 1996
 Doan, Kory 2000
 Dobson, Mark 1995 '96 '97 '98
 Dohoho, Ernie 1949
 Doke, Tyler 2006, 07
 Douglas, Monte 2003 '04 '05
 Dove, Jon 2002 '03
 Downing, Kevin 1992
 Downs, 1950
 Drace, Joe 1969 '70
 Dunston, Brian 1987 '88 '89
 Duclos, Ryan 2005 '06

— E —

Eaker, Shane 1992 '93
 East, David 1950 '56 '57
 Eastmord, Roland 1994
 Edmondson, James 1974
 Egart, Tim 2006 '07
 Eller, Brandon 2006 '07 '08 '09
 Ellis, Tony 1978 '79
 Elmore, Larry 1972 '73 '74 '75
 Emerson, Brad 1974 '75
 Emery, Ryan 2010 '11 '12 '13

Epperhart, Brant 1998 '99 '00 '01
 Erickson, Keith 1971
 Evans, Ben 1997
 Evans, Chris 2007
 Everett, Gary 1962 '63 '64
 Everett, Terry 1960 '61 '62

— F —

Farley, Brandon 2011
 Farley, Norman 1949 '50 '51
 Farrell, Matt 1998 '99
 Farrell, Sandy 1998
 Farley, Brandon 2011 '12
 Faulkner, Kevin 1990
 Faulkner, Michael 2010 '11 '12
 Feddersen, Lucas 2014 '15
Felix, Justin '17 '18 '19
 Ferriell, John 1968 '69 '70 '71
 Ferguson, Aaron 2007 '08
 Ferguson, Andy 2008 '09 '10 '11
 Finsh, Robbie 1963
 Fitzpatrick, Kevin 2013 '14
 Flack, Chad 1996
 Flagg, Mark 1995
 Fleischmann, Chris 1991
 Flood, Mike 1994 '95
 Floyd, Chris 1992 '93 '94 '95
 Floring, Phil 1965 '67
 Ford, John 1966 '67 '68
 Ford, Josh 2006
 Fowler, Justin 1997
 Fowler, Taylor 2005
 Fowler, Tommy 1971 '72 '73 '74
 Fowler, Taylor 2006
 Frakes, Jamie 1989
 French, Danny 1981 '82 '83
 French, Jon David 1994 '95
 Frets, Paul 1955 '56
 Frey, Tommy 1969

— G —

Gaines, Richard 1996
 Gaines, Tanner 2014
 Galloway, Dwight 1989
 Gannon, Jim 1952 '53
 Garcia, Giovanni 2009 '10
 Gates, Nathan 2006, 07
 Gatewood, Aubrey 1957 '58 '59
 Gatewood, Reggie 1990 '91
 Gatlin, Bill 1955
 George, Michael 2011 '12
 George, Zach 2011 '12 '14 '15
 Gerdes, Cloyce 1953 '54 '55
 Gibbs, Joe 1950 '51
 Gibson, Jon 1959 '60 '61 '62
 Glenn, Justin 2002 '03
 Glenn, George 1963 '64 '65 '66
 Glidewell, Jon 2011 '12 '15
 Goffrey, Jimmy 2001
 Goetz, Corey 2001 '03 '04
 Goforth, Tommy 2000 '01
 Golden, Joe 1952 '53 '54
 Goldman, Gary 1969
 Gomez, Jose 1992 '93
 Goodman, Bob 1955
 Goodman, Sonny 1959
 Goodwin, Tyler 2005, 07
 Gordon, Matt 1991 '92 '93
 Gore, Stacy 1982 '83 '84 '85
 Grantham, Adam 2013 '14 '15 '16
 Gray, Jimmy 1970 '71 '72 '73
 Green, John 1989 '90
 Greene, Jimmy 1965 '66 '67
 Guffey, Lavell 1957
 Guinn, Norris 1958
 Gunderson, Doug 2006
 Guthrie, Chris 1999 '00

— H —

Hagen, Grant 1994 '95
 Hale, Matt 1999
 Hall, Kevin 1984 '85 '86 '87
 Hall, Maurice 1957 '59 '60
 Hamilton, Ed 1965 '67
 Hamilton, Edward 1964
 Hamilton, Ryan 2001 '02 '03 '04
 Harbison, Jay 1972
 Hardie, Tyler 2014
 Harness, John 1976 '77
 Harris, Bobby 1971 '72 '73 '74
 Harris, Brandon 1994 '95
 Harris, Kyle 1995
 Harris, Willie 1995
 Harrison, Chris 1991
 Harrison, Craig 1984 '86 '87
 Harrison, Dale 1960 '61 '62 '63
 Hartle, James 1950
 Hawkins, Chandler 2012 '13 '14 '15
 Hawkins, Grant 2017
 Hayduk, John 1996 '97 '98 '99
 Hayes, Brad 2002 '03 '04
 Hecht, Anthony 2011 '12

Hector, Joey 1993 '94
 Helpenstill, Clint 1999 '00
 Hendrix, Gary 1955
 Henson, Mike 1990
 Henry, Mearl 1953 '54 '55
 Hernandez, Pedro 2004 '05
 Hicks, Matt 2001 '02 '03 '04
 Higginbottom, Paul 1976 '77
 Higgins, Chad 1995
 Higgins, Mickey 1972
 Hilderbrand, Tom 1997
 Hill, Garry 2017
 Hipps, Lawson 2008 '09
 Hoffman, Allan 1959 '60
 Hoffman, Joey 2008
 Hogue, Bryon 1957
 Holmes, Brian 2005
 Holmes, Ken 1976 '77 '78 '79
 Holmes, Richard 1978
 Holt, Boyce 1953
 Honea, Kendal 1990 '92 '93
 Hope, Darrin 1998 '99 '00
 Horn, Keith 1993 '94 '95
 Horner, Charles 1952 '53 '54
 Horsman, Blake 2001
 Horton, J.L. 1947 '48 '49
Howard, Alex '17, '18 '19
 Howard, Bob 1955 '56
 Howell, Clay 1993
 Hudgins, Jerry 1963 '64
 Hudgins, Ryan 2007 '08
 Huff, Garrett 2016
 Huffstutler, Jerry 1960 '61 '62 '63
 Humphrey, David 2006
 Hunt, Bruce 1982 '83
 Hunter, Aaron 1999
 Humes, Ross 2010

- I -
 Irones, Brandon 2001 '02'

- J -
 Jackman, Eugene 1959
 Jackson, Cody 2015 '16
 Jackson, Ivan 1963 '64
 Jackson, Larry 1980 '81 '82
 Jackson, Philip 1997
 Jacobs, Elliot 2003 '04 '05 '06
 James, Ken 1971 '72
 James, Ryan 1995
 Jamieson, Terry 1983 '84 '85
 Jankovich, Robert 1948
 Jarvis, David 1980 '81
 Jarvis, Jamie 1987 '88
 Jastremski, James 1965
 Jew, Sam 2010 '11
 Johnson, Claude 2011, '12 '13
 Johnson, Kenny 1988 '89
 Johnson, Kevin 1994
 Johnson, Tobias 2017
 Johnston, Josh 1997
 Johnston, Judd 1990 '91
 Jones, Billy 1959 '60 '61
 Jones, Cannon 2001
 Jones, Derek 2009
 Jones, Dustin 2011 '12 '13 '14
 Jones, Lee 1989
 Jones, Jett 2006 '07 '08 '09
 Jumper, Tommy 1979 '80
 Juricic, Richard 1951 '52

- K -
 Karnes, John 1947 '48
 Kazee, David 1993
 Kell, Everett 1948 '49
 Keller, Jim 1962 '63 '64
 Keller, Jimmy 1977 '78 '79
 Kelley, Brent 1997 '98
 Kelley, Jeff 1995 '96 '97 '98
 Kelley, Mike 1971 '72
 Kenley, David 1990 '92 '93
 Kennedy, Marvin 1961 '62 '63
 Kerwood, Chris 2012
 Key, Calvin 1994 '95 '96 '97
 Kibler, Colton 2014 '15
 Kimball, Jordan 2007 '08 '09 '10
 Kincannon, James 2002
 Kinning, Brett 2005, 06
 Kirby, Tanner 2015 '16 '17
 Klein, Jeff 1996 '97 '98 '99
 Kline, Robbie 1981
 Kline, Steve 1983 '84 '85 '86
 Klosterman, Mark 1973 '74 '75
 Klutho, Bill 1972 '73 '74 '75
 Koch, John 2010 '11, '12 '13
 Koishor, Dan 1976
 Koldus, John 1952 '53
 Korona, Phil 1978 '80 '81
 Kuecker, Josh 1999
 Kull Jr., Kevin 2005 '06
 Kuhl, Eric 1992 '93
 Kyle, Cory 2011 '12

- L -
 Laceyfield, Jesse 1950
 Ladd, Carl 1956
 Lamb, Jimmy 1958
 Lambert, Cory 2009
 Lambert, Neil 2016
 Lambert, Nick 2006 '07 '08 '09
 Lance, John 1983
 Landwehrmeier, Harold 1949
 Lane, Russell 1989 '90
 Langford, Josh 1998
 Langley, Harry 1969 '70
Lannon, Peyton '18 '19
 Lapka, Eli 2002 '03
 Lee, Coulton 2014 '15 '16
 Lee, Jacob 2009 '10 '11 '12
 Leech, Richard 1980 '81
 Lemings, Don 1968
 Lewis, Joey 1992
 Levy, Stuart 2012 '13 '14 '15
 Lillard, Darren 1988
 Linsenmeyer, Craig 1994
 Loflin, Jim 1991
 Lovell, Brad 2002
 Lovell, Dalton 2015 '16
 Lundborg, Thomas 2011
 Luthe, Jon 2013
 Lyons, Dan 1983 '94 '97
 Lyons, Jeremy 2006

- M -
 Mabry, Don 1970 '71
 MacLean, Alex 1997 '98
MacDonald, Kyle '18 '19
 Maggard, Jacob 2007 '08
 Maggio, Zach 2010 '11 '12 '14
 Malatesta, Phillip 2011
 Malone, Jason 1991
 Maloney, Kevin 1982 '83 '84
 Maloney, Tim 1981 '82 '83
 Maloney, Tom 1983
 Manning, Len 1993
 Marcum, Dan 1988
 Maricle, Brandon 2000 '01
 Marple, Jeremy 1996 '97
 Martin, Nick 2000 '01
 Martin, Troy 2004
 Massanelli, Collin 2012 '13 '14 '15
 Massey, Mark 1979 '80
 Massey, Wade 1998 '99 '00 '01
 Mathis, Mitch 1989 '90 '91 '92
 Matlosz, Ron 1967
 Mattingly, Steve 1992 '93
 Mayberry, Derick 1988 '90 '91
 Mayfield, Marty 2000
 Mazzanti, Allen 2000 '01
 McCord, Derek 1988
 McCord, Jim 1953
 McCullough, Al 1977 '78
 McCullough, Howard 1976
 McCullough, Paul 1979 '80 '81 '82
 McDade, Mark 1981
 McDowell, Jason 1996
 McElrath, Jeff 1986 '87 '88 '89
 McElrath, Wayne 1953 '54 '57 '58
 McGrath, Jack 2007
 McGrew, Mitch 1985 '86 '87 '88
 McGuire, Criss 1967 '68
 McKay, Dougal 1986
 McKay, Jim 1961 '62 '63 '64
 McKeel, James 1963
 McKinney, Kurt 1977 '78
 McLain, Ed 1970 '71 '72 '73
 McMasters, Anthony 1996
 McMillen, Bart 1994 '95
 McMinn, J.C. 1953 '54 '55
 McNulty, Tommy 1972
 McWhirter, Kenneth 1948
 McWilliams, Ripley 1993 '94
 McWilliams, Seth 2012 '13
 Medling, Mike 1975
 Meyerowich, Gene 1976 '77 '78 '79
 Michael, Larry 1992 '93
 Michelotti, Ty 2014 '15
 Miller, Brad 1988
 Miller, J.D. 2016
 Miller, Jerome 1976 '77 '78 '79
 Miller, Mark 1978 '79
 Miller, Maurice 1950
 Miller, Steve 1972
 Millerd, Ricky 1992 '93 '94 '95
 Millhouse, Brandon 2010 '11 '12 '13
 Milligan, Keith 1980 '81
 Milton, Bill 1984 '85
 Mitchell, Fred 1960 '61 '62
 Mitzel, Tyler 2017
 Moffett, Larry 1968 '69 '70 '71
 Moffitt, Kyle 2004
 Montgomery, Bob 1974

Moon, Wayne 1947
 Moore, Rick 1976
 Morgan, Matt 2004 '05
 Morris, Andy 1958 '59 '60 '61
 Morrison, Steve 1967 '68 '69
 Morrison, Steve 1976 '77
 Morrow, Jerry 1965 '66
 Moxley, William 1964
 Mueller, Gary 1970 '71 '73
 Mueller, Jim 1966 '67 '68 '69
 Muller, Michael 2004 '05
 Murrillo, John 1974
 Murphy, Glen 1976 '77
 Murphy, Reginald 1995 '96
 Murray, Bill 1985 '86

- N -
 Nash, Lynn 1961
 Neighbors, J.C. 2014
 Nelms, Edward 1948 '49
 Nelms, Gerald 1954 '55 '56
 New, Aaron 1996 '97 '98
 Nichol, John 1996
 Nichols, Sean 2008
 Nichols, Tom 1965
 Nickle, Brett 2014
 Nigut, Roman 1997 '98
 Nix, Chase 2018,19
 Nord, Collin 2015 '16
 Nortier, Todd 1986 '87
 Nugent, A.J. 1958 '59 '60

- O -
 Olivas, Willie 1992 '93
 Oliver, Josh 2002
 Olson, Nate 2001 '02
 Orr, Phillip 1977 '78
 Ortiz, Tony 2016
 Osment, Jim 1980 '81 '82 '83
 Owen, David 2013 '14 '15
 Owen, Ronald 1962

- P -
 Pace, Cody 2007 '08 '09 '10
 Pagano, Bill 1964
 Palese, Tom 1984 '85
 Pardon, Charles 1962 '63
 Parker, David 1959
 Parker, Preston 1981 '82 '83 '85
 Parks, John 1984 '85 '86 '87
 Pasternak, Pete 2006 '07 '08
 Parsons, Gerald 1956
Patterson, Zachary '16 '17 '18 '19
 Pattillo, John David 1988 '89
 Paul, Kortney 1994
 Paul, Thomas 1959 '60 '61
 Payne, Mark 1980 '81 '82 '83
 Peag, Johnny 1957
 Peresta, Jim 1971 '72
 Perkins, Bill 1965
 Peters, Vince 1995
 Pettus, Brent 1996 '97 '98
 Petty, Jody 2002 '03
 Philhours, Joel 1977 '78 '79
 Phillips, Randy 1992
 Phillips, Ronnie 1992 '93
 Phillips, Scotty 1947 '48
 Phillips, Tommy 1956 '57 '58
 Pickett, Bobby 1990 '91
 Pickett, Joe 1957 '58
 Pike, Jerry 1975
 Piskorski, Josh 2000
 Pitcock, Wayne 1967 '68 '69
 Pitts, Gary 1972
 Plumlee, Chris 1993
 Poe, Rick 1978 '79 '80
 Poole, Larry 1962 '63
 Poole, Marshall 1982 '83
 Porter, Tom 1960
 Potts, Alex 2012 '13
 Powell, Austin 2017
 Powell, Cody 2009 '10 '11
 Powell, Jeff 1982
 Powell, Will 2005
 Presley, Jerry 1960 '61
 Price, Marcus 1992
 Prickett, A.J. 2007 '08
 Proctor, Bobby 1992 '94
 Prothro, Chris 2004, '05
 Pruett, Allan 1970
 Pryer, Shap 1950
 Pumphrey, Lynn 1978

- Q -
 Quillin, Joe 1969
 Quinn, Danny 1973

- R -
 Rainwater, J.D. 2016 '17
 Ramirez, Ray 1972
 Ramsey, Blake 1991
 Rapert, Willis 1951 '52 '53 '54
 Rast, Carrell 1956
 Ray, Cullen 2017,2018

ALL-TIME LETTERMAN

Ray, Dennis 1965
 Reed, Beau 1997 '98 '99
 Reyna, Ed 1993
 Reynolds, Gifford 1956 '57 '58
 Reynolds, Ryan 2000
 Rhoades, Todd 1996 '97
 Rich, Chris 2004, '05
 Rich, Roger 1989 '90
 Richie, Jon 1999
 Riemenschneider, Danny 2008 '09 '10
 Riggan, Kody 1990 '91
 Riggs, Don 1955 '56 '57 '58
 Riley, Derek 2009
 Riley, Sean 1998
 Ring, Blake 2003 '04 '05
 Ring, Tanner 2013 '14 '15 '16
 Ritter, Bo 2015 '16 '17
 Robbins, Mike 1975 '76 '77
 Roberson, Adam 2002 '03 '04
 Roberts, Dean 1977 '78 '79
 Roberts, Ryan 2012 '13
 Robinson, Chris 1991 '93 '94
 Robinson, Ryker 1994 '95
 Robinson, Shane 1995 '96
 Rogelstad, Matt 2003
 Rogers, Drew 2005 '06, '07
 Rogers, Marty 1978
 Rogers, Mike 1977 '78
 Rogers, Randy 1978 '79 '80 '81
 Rose, Mark 1993 '94
 Roth, Jim 1983 '84 '85
 Rowden, Paul 1952
 Rucker, Garrett 2016 '17
 Ruff, John 1975 '76 '77 '78
 Runk, David 1969 '70 '71 '72
 Runyan, Andy 2002 '03 '04 '05
 Ryan, Dana 1966 '67 '68

- S -

Sagely, Tony 1985 '86
 Sandquist, Rick 1980 '81
 Saunches, Ray 1947 '48 '49
 Schmidt, Lennis 1955
 Schneider, Eric 1994
 Schuck, Brian 2004 '05 '06
 Schug, A.G. 1957
 Schrimpf, Joe 2014 '15 '16 '17
 Schroeder, Doug 2003
 Schultz, Duff 1949
 Scott, Bobby 1949 '50 '51
 Scott, Gary Don 1973
 Sechrest, Bob 1951
 Seldomridge, Tim 2015 '16 '17
 Self, Brent 2000
 Self, Brian 1991
 Settlemoir, Mark 1981
 Sexton, Dusty 2002 '03
 Seymore, Curtis 1962 '63 '64
 Shaneyfelt, Jim 1951 '52 '53 '54
 Shell, David 1978 '79 '80
 Shelton, Alan 1983 '84
 Shelton, David 1983 '84 '85 '87
 Shelton, Greg 1973
 Sherrill, Bobby 1967 '68 '69
 Shewmake, Shane 1992
 Short, Daniel 2011
 Shipley, Zach 2002 '03
 Shores, Chris 2000
 Shordon, Levi 2012 '13
 Short, Daniel 2012
 Siebert, Marty 1995
 Silverthorn, Mark 2001 '02 '03
 Simler, Kevin 1993 '94 '95 '96
 Simmons, Bill 1970
 Simpson, Homer 1951
 Sinko, Jerry 1959 '60
 Sirianni, Mike 2004, '05
 Skaggs, Zach 2007
 Skirvin, Lance 1994
 Smart, Hudson 2004, '05 '06
 Smigay, Dan 1950 '51 '52
 Smith, Bill 1960 '61 '62
 Smith, Dewey 1984 '86 '87
 Smith, Dub 1993 '94
 Smith, Hunter 2007
 Smith, Jackie 1970
 Smith, Jeremy 1999
 Smith, John Duke 1954
 Smith, Keith 1985
 Smith, Steve 1975 '76
 Smith, Tyler 2010, '11
 Smithers, J.C. 1948 '49
 Snider, Butch 1987
 Soden, Chad 1994 '95
 Sommers, Bill 1950 '51 '52 '53
 Spann, Bobby 1952 '53 '54
 Spence, Loren 1954 '55 '56
 Spielman, Steve 1978 '79
 Spikes, Cody 1999
 Stafford, Lane 1999 '00 '01 '02

Stallings, Tim 1985 '86 '87 '88
 Starr, Maurice 1948 '49 '50
 Stephens, Mark 1980 '81 '82
 Sterner, George 2000 '01 '02 '03
 Sterns, Jim 1991
 Stevens, Jim 1953 '54
 Stone, Jerome 1980 '81 '82 '83
Stone, Noah '19
 Stotts, John 1953
 Stout, Dennis 1987 '88
 Strange, C.A. 1963
 Stroud, Rick 1981
 Stuckenschneider, Brandon
 '17 '18
 Sugg, Joe 2002 '04 '05
 Sugg, Randy 1995 '96 '97 '98
 Sulicz, Paul 1975
 Sullivan, John 1996
 Sutton, Rocky 1978

- T -

Tadich, Jim 1949 '50
 Takacs, Robert 1954 '56 '57
 Tate, Kevin 1988 '89 '90 '91
 Taylor, Bill 1982 '83 '84
 Taylor, Conner 1947
 Taylor, Gilbert 1949 '52
 Taylor, Lyndal 1950
 Taylor, Nick 2012
 Taylor, Phillip 1994
 Teaster, Leonard 1956 '57
 Terrall, Charles 1969
 Tharp, Stephen 2004 '05
 Thomas, Brad 2002
 Thomas, Harold 1953 '54 '55 '56
 Thomas, Randy 1970
 Thomas, Richard 1951
 Thurston, Jim 1969
 Tiefenauer, Jeff 1974 '75
 Tinnin, Ronnie 1962
 Tipton, Drew 2017, 2018
 Tipton, Johnny 1966 '67
 Tomlinson, Joe 1964 '65 '66
 Torr, Jordan 2008
 Travers, Darrin 1992 '93
 Treadway, Jay 1993 '94
 Turner, Joe 1947
 Turner, Matt 1980 '81
 Turpin, John 1983 '84
 Tyler, Sam 1998

- U -

Uchtman, Lyle 1999 '00
 Uhlmansiek, Tommy 1947
 Unrat, Chris 1992 '93
 Unser, Jerry 1972 '73 '74 '75
 Uxa, Logan 2010 '11 '12 '13
- V -
 Vallot, Joey 1988 '89
Vaughan, Casey '17 '18 '19
 Vertz, Karnie 2003 '04
 Vines, Cecil 1950
 Vorhoff, Keith 2001

- W -

Wade, Jeremy 1997
 Wagner, Fred 1955
 Wagner, Jim 1967 '68 '69 '70
 Walker, Brent 1991
 Walker, Mitchell 1975
 Walker, Randy 1981
 Wallace, Bradley 2011 '12 '13 '14
 Wallace, Chuck 1974 '75
 Wallace, Lee 1987 '88
 Walls, Raymond 1951 '52
 Walters, Charles D. 1975
 Walter, Doug 2004 '05
 Walters, Doug 1972 '73 '74 '75
 Walters, Keith 1980 '81
 Ware, Chase 2008 '09
 Ward, Dewain 1962
 Washington, Henry 1974 '76 '77 '78
 Watson, Leslie 1951
 Watts, Bryan 1985 '86
 Watts, Murray 2008 '09 '10
 Weaver, Steve 1990 '91
 Webb, Robert 1963 '64 '65 '66
 Weiner, Max 1991 '92
 Weir, Sammy 1963
 Welch, Winston 2017
 Wells, Danny 1955
 Welsh, Bradey 2016 '17
 Westmoreland, Brandon 2005
 White, Greg 1988 '89
 White, Randy 1989 '90
 White, Ty 2015 '16
 Whiteside, Matt 1987 '88 '89 '90
 Whiteside, Ryan 1992
 Whitford, Chris 1996
 Whitney, Don 1973
 Wiedower, Brian 1986 '87 '88 '89

Wilcox, Fred 1967
 Wilcoxson, Eric 2014 '15
 Wilhelm, Benny 1948
 Williams, Dwight 1948
 Williams, Mark 1976 '77 '78
 Williams Jr., Michael 2005, 06
 Williams, Rick 1966 '87
 Williams, Stan 1968 '69 '70 '71
 Williams, Vernon 1956
 Williamson, Paul 1974 '75 '76 '77
 Williford, Brinn 1978 '79 '80
 Winfield, Tyler 2012 '13
 Wilson, Gary 1999 '00
 Wilson, Harold 1962
 Womack, Zack 1974 '75
 Wood, John 1960 '61
 Wood, John 1975 '76
 Woodhouse, Cody 2011 '12 '13 '14
 Worthington, Bob 1974 '75 '76 '77
 Wortsmith, Robert 1968 '69
 Wright, Dan 1971
 Wright, Daniel 2010 '11 '12 '13
 Wroten, Eldon 1968 '69 '70 '71
- Y -
 Yancey, Craig 1984 '85
 Yates, Josh 2006, '07
 Yeo, Ethan 2013
 Young, Doug 1988 '89
 Youngblood, Robert 1959
- Z -
 Zimmerman, Barry 1980
 Zuber, Tyler 2014 '15 '16 '17

YEAR-BY YEAR RESULTS

1948- J. A. Tomlinson won 10, Lost 9 (.526)

Valparaiso W 8-4
Valparaiso W 11-4
Iowa L 2-15
Southern Illinois W 3-2
Clarksdale Planters W 21-3
Clarksdale Planters W 2-0
Memphis Navy W 9-6
Delta State L 2-5
Delta State W 10-0
Memphis State L 2-10
Southern Illinois W 8-6
Murray State L 6-12
Arkansas St. Teachers Coll. (13inn) L 3-4
Delta State L 1-3
Delta State W 7-5
Memphis Navy L10-11
Murray State L 0-2
Memphis State W 4-2
Arkansas St. Teachers College L 2-8

1949- J. A. Tomlinson won 12, Lost 11 (.522)

Illinois State L 4-5
Terre Haute Phillies L 7-11
vs. Terre Haute Phillies* (11 inn) L 4-5
at Arkansas Tech* L 2-8
at College of the Ozarks* L 7-15
Southern Illinois W 14-2
at Memphis State L 4-8
at Quachita Baptist* L 5-6
at Quachita Baptist* W 5-4
at Arkansas ABM* W 14-5
at Arkansas ABM* W 10-4
at Memphis Navy W 13-2
Arkansas Tech* W 7-6
at Arkansas St. Teachers Coll.* L 0-6
Quachita Baptist* W 12-2
Quachita Baptist* L 4-5
Arkansas St. Teachers Coll.* W 8-6
Memphis State W 4-3
College of the Ozarks* W 7-6
at Southern Illinois L 3-6
Memphis Navy W 5-4
at Delta State L 1-2
vs. Delta State# W 12-5
* - Game Played in Dyersburg, Tenn.
- AIC Games
- Game Played in Drew, Miss.

1950- J. A. Tomlinson won 12, Lost 11 (.522)

University of Chicago L 4-7
University of Chicago W 11-7
Delta State L 4-6
Delta State L 2-4
Southern Illinois L 4-6
Memphis State L 5-11
Southwestern at Memphis L13-26
Memphis Navy W 13-2
Arkansas College* W 8-3
Arkansas ABM* W 5-1
Arkansas Tech* L 4-8
College of the Ozarks* W 8-6
Arkansas College* W 8-5
Henderson State* W 4-3
Southern Illinois L 3-9
Memphis Navy W14-10
Arkansas St. Teachers College* W 13-3
Southwestern at Memphis W 6-5
Arkansas Tech* L 2-3
College of the Ozarks* W 13-5
Memphis State L12-14
Arkansas St. Teachers College* L 4-5
Henderson State* W 5-2
* - AIC Games

1951- J. A. Tomlinson won 14, Lost 10 (.583)

Southern Illinois L 6-8
at Mississippi W 7-3
at Mississippi (7 inn) L 4-11
University of Chicago W 3-2
Delta State L 3-4
Delta State W 8-4
Arkansas College L 9-11
College of the Ozarks W 14-5
College of the Ozarks W15-12
Southwestern at Memphis W14-11
Memphis Navy W 5-4
Southern Illinois W 3-2
Arkansas St. Teachers College W 15-1
Memphis State L 3-7
Southwestern at Memphis W 10-3
Delta State W 10-6
Delta State W 5-1
Henderson State L 2-3

Henderson State L 4-5
Arkansas St. Teachers College L 6-11
Arkansas Tech L 4-5
Arkansas College W 10-3
Memphis State L 2-3
Memphis Navy W 4-3

1952- J. A. Tomlinson won 6, Lost 14 (.300)

Mississippi L 1-6
Mississippi L 3-9
Southwestern at Memphis W 14-7
Winona State L 3-4
Hot Springs Bathers L 3-5
Henderson State L 3-12
Memphis Navy L 6-8
Arkansas Tech L 2-5
Delta State L 5-9
Arkansas-Monticello W 7-3
Arkansas-Monticello W 3-2
Memphis State W 6-5
Delta State W 7-2
Southern Illinois L 6-17
Southern Illinois L 3-14
Henderson State L 9-11
Memphis State L 1-13
Memphis Navy (11 inn) L 7-8
Arkansas Tech W 13-0
Southwestern at Mem. (10 inn) L 5-6

1953- J. A. Tomlinson won 7, Lost 17 (.292)

Centenary L 0-5
Centenary L 4-5
Centenary W 8-4
Southern Illinois L 1-5
Southern Illinois L 2-5
Notre Dame L 2-11
Notre Dame L 0-9
Kansas State W 12-0
Memphis Navy W 6-5
Memphis State L 2-5
Delta State L 1-3
Scott Air Force Base (Ill.) L 4-5
Washington University (Mo.) L 8-9
Washington University (Mo.) W 8-7
Southwestern at Memphis W 20-2
Delta State L 6-7
Saint Louis L 7-20
Centenary W 4-0
Memphis State W 4-3
Memphis Navy L 1-6
Southern Illinois L 0-9
Southern Illinois L 3-4
Mississippi L 4-7
Notre Dame L 7-8

1954- J. A. Tomlinson won 9, Lost 14 (.391)

Southern Illinois L 4-13
Southern Illinois W 7-6
Southwestern at Memphis W 4-0
Wabash College L 6-9
Kansas State L 3-22
Kansas State L 1-15
Saint Louis W 5-3
Memphis Navy W 7-4
Washington University (Mo.) L 1-9
Washington University (Mo.) L 1-11
Mississippi State L 3-13
Delta State W 11-7
Mississippi L 0-2
Notre Dame W 4-3
Notre Dame L 7-8
Mississippi L 4-7
Delta State L 4-5
Washington University (Mo.) L 1-6
Saint Louis L 6-12
Memphis State W 4-3
Southwestern at Memphis W 14-0
Memphis State W 2-0
Memphis Navy L 0-3

1955- J. A. Tomlinson won 11, Lost 11 (.500)

Barksdale AFB (La.) (10 inn) W 5-4
Centenary (10 inn) L 4-5
Centenary L 3-7
Indiana L 2-5
Indiana L 3-6
Kansas W 6-5
Kansas W 10-4
Delta State W 6-1
Delta State W 7-3
Mississippi L 1-8
Mississippi L 1-10
Southern Illinois L 3-5
Memphis Navy W 5-3
Southwestern at Memphis W 11-2

Memphis State L11-12
Washington University (Mo.) L 4-7
Saint Louis L 6-13
Saint Louis W11-10
Centenary W 6-3
Centenary L 9-11
Southwestern at Memphis W 8-2
Memphis State W 17-7

1956- J. A. Tomlinson won 14, Lost 7 (.667)

Louisiana Tech L 4-10
Louisiana Tech L 1-3
North Dakota State W17-16
Washington University (Mo.) L 7-27
Washington University (Mo.) W 5-3
Southern Illinois W 4-3
Mississippi L 0-7
Kansas L 1-7
Kansas L 9-11
Delta State W 16-1
Memphis State W 12-7
Arkansas Tech W 14-1
Southwestern at Mem. (10 inn) W 7-6
Delta State W 19-7
Memphis Naval Air St. W 13-7
Washington (Mo.) L 2-12
Saint Louis W 9-7
Southwestern at Memphis W 9-6
Arkansas Tech W 10-4
Memphis State W 4-3
Memphis Navy W 6-4

1957- J. A. Tomlinson won 6, Lost 11 (.353)

Western Illinois L 7-9
Southern Illinois L 4-9
Memphis Navy L10-11
Saint Louis L 1-7
Arkansas Tech L 7-14
Illinois L 5-14
Illinois W 5-4
Concordia College (Minn.) L 0-2
Indiana L 0-3
Illinois L 0-6
Memphis State W 2-0
Arkansas Tech W 7-0
Centenary W 5-3
Centenary W 9-8
Washington University (Mo.) W 4-1
Saint Louis L 4-14
Memphis State L 6-7

1958- J. A. Tomlinson won 9, Lost 10 (.474)

Mississippi State L 1-8
Mississippi State L 2-3
Washington University (Mo.) W 9-8
Washington University (Mo.) W 11-3
Saint Louis W 11-2
Missouri L 0-13
Missouri W 3-2
Quincy College (Ill.) L 8-9
Saint Mary's Univ. (Minn.) W 7-6
Arkansas St. Teachers College W 5-4
Arkansas St. Teachers College L 3-4
Memphis State L 8-10
Southwestern at Memphis W 2-1
Southwestern at Memphis W 6-1
Washington University (Mo.) L 4-5
Saint Louis L 6-14
Memphis State W 12-8
Murray State L 5-10
Murray State L 3-6

1959- J. A. Tomlinson won 11, Lost 13 (.458)

Quincy College (Ill.) W 10-1
Washington University (Mo.) W 12-4
Washington University (Mo.) W 9-7
Missouri L 1-12
Purdue L 4-6
Memphis State L 4-5
Notre Dame L 5-12
Bradley W 9-4
Bradley L 3-17
Saint Louis W 7-2
Saint Louis L 7-9
Memphis State W 7-5
Mississippi L 1-12
Mississippi L 0-6
Arkansas St. Teachers College W 4-3
Arkansas St. Teachers College L 4-6
Southwestern at Memphis L 8-9
Murray State L 2-3
Southeast Missouri State W 3-1
Louisiana Tech L 2-12
Louisiana Tech L 2-13
Louisiana Tech W 7-2

1960- J. A. Tomlinson won 11, Lost 14, Tied 2 (.440)

Northwestern L 9-14
DePauw L 3-5
Kansas State W19-11
Kansas State L 4-7
Washington University (Mo.) W 2-1
Washington University (Mo.) W 6-4
Mankato State (Minn.) L 11-4
Mankato State (Minn.) W 5-3
Southeast Missouri State L 2-11
Murray State (22 inn) T 9-9
Quincy College (Ill.) L 7-10
Quincy College (Ill.) W 13-4
North Dakota W 8-7
Saint Louis L11-14
Illinois L 2-10
Notre Dame L 3-17
Notre Dame L 4-15
Saint Louis T11-11
Washington University (Mo.) L 1-6
Murray State W 5-0
Southwestern at Memphis W 7-2
Memphis State W 4-2
Memphis State W 8-5
Louisiana Tech L 2-4
Louisiana Tech L 1-4
Louisiana Tech L 6-7
Southwestern at Memphis W 4-1

1961- J. A. Tomlinson won 13, Lost 12 (.520)

University of Chicago W 7-4
University of Chicago W 13-3
Kansas State W 8-1
Kansas State W 3-2
Purdue W 8-2
Western Illinois W 4-2
Mississippi L 3-9
Mississippi W 9-8
North Dakota W 6-2
North Dakota W 3-2
Southeast Missouri State W 12-3
at Southwestern at Memphis L 5-8
at Memphis State L14-16
at Memphis State L 1-3
at Mississippi L 1-6
at Mississippi L 2-4
at Murray State W 7-1
at Murray State L 1-2
Mississippi State L 1-6
Mississippi State W 3-2
at Washington Univ. (Mo.) L 7-8
at Saint Louis L10-11
Southwestern at Memphis W 9-8
Memphis State L 3-6
Memphis State L 3-5

1962- J. A. Tomlinson won 10, Lost 15 (.400)

Mississippi State L 1-8
Mississippi State L 0-19
Washington University (Mo.) L 3-5
Washington University (Mo.) L 1-4
Missouri L 2-9
Missouri L 3-7
Mississippi L 3-7
Mississippi L 1-13
Southeast Missouri State W 6-3
Southwestern at Memphis W 13-2
Southeast Missouri State W 4-1
North Dakota W 3-2
North Dakota L 2-20
Cincinnati W 2-0
Quincy College (Ill.) L 3-10
Quincy College (Ill.) L 0-6
Saint Louis W 3-2
Saint Louis W 8-2
Murray State W 4-3
Memphis State L 2-8
Southwestern at Memphis W 8-1
Memphis State L 0-4
Southwest Regional
Arkansas St. Teachers College L 3-5
Southeast Missouri State W 6-2
Central Missouri L 2-4

1963- J. A. Tomlinson won 7, Lost 19 (.269)

Mississippi State L 1-9
Mississippi State L 3-23
Kansas State L 3-12
Kansas State W 6-5
Washington University (Mo.) L 0-5
Washington University (Mo.) L 3-4
Mississippi L 1-7
Arkansas St. Teachers College L 4-5

Arkansas St. Teachers College W 3-2
Saint Louis L 1-6
Murray State L 7-14
Saint Louis W 6-1
Memphis State L 1-3
Quincy College (Ill.) L 1-5
Southern Illinois W 1-0
Mississippi State L 0-6
Mississippi State W 3-1
Memphis State L 0-2
Southeast Missouri State W 4-3
Saint Louis L 2-5
Washington University (Mo.) L 5-6
Murray State W 6-5
Southern Illinois L 1-3
Southern Illinois L 0-1
Southeast Missouri State L 0-4
Southeast Missouri State L 4-5

1964- J. A. Tomlinson won 12, Lost 21 (.364)

Southwest Missouri State W 5-3
Southwestern at Memphis W 16-3
Mississippi State L 0-7
Mississippi State L 1-21
Northwestern W 10-9
Northwestern L 0-3
Kansas State L 1-3
Kansas State W 7-5
Western Michigan L 4-11
Western Michigan L 1-11
Washington University (Mo.) W 14-1
Washington University (Mo.) L 2-7
Western Michigan L 0-3
Mississippi State L 0-3
Mississippi State W 7-4
Southeast Missouri State L 1-5
Southeast Missouri State W 7-6
North Dakota L 3-5
North Dakota W 26-7
Southern Illinois L 1-2
Southern Illinois L 1-5
Memphis State L 3-5
Southwest Missouri State W 3-2
Southwest Missouri State L 0-2
Memphis State W 2-1
Saint Louis L 4-8
Washington University (Mo.) L 1-6
Southland Conference Tournament (Abilene, Texas)
Abilene Christian W 3-1
Trinity W 5-3
Trinity L 4-7
Trinity L 6-8
Southern Illinois L 1-12
Southern Illinois L 1-3

1965- J. A. Tomlinson won 7, Lost 14, Tied 2 (.304)

Northwestern W 3-2
Northwestern L 0-11
Notre Dame L 2-5
Purdue T12-12
Purdue L 8-9
Purdue W 4-3
Kansas State W 6-5
Memphis State T 6-6
North Dakota W 8-3
North Dakota L 2-5
Southern Illinois L 5-12
Southeast Missouri State L 7-8
Murray State L 3-17
Memphis State L 0-2
Washington University (Mo.) L 1-7
Saint Louis L 1-6
Saint Louis W 13-4
Southern Illinois L 3-11
Southeast Missouri State L 4-7
Southland Conference Tournament (Jonesboro, Ark.)
Abilene Christian W 8-0
Trinity L 4-9
Abilene Christian W 12-4
Trinity L 3-4

1966- J. A. Tomlinson won 10, Lost 12, Tied 1 (.457)

Murray State W 2-1
Murray State L 2-6
Northwestern L 1-7
Northwestern W 1-0
Mississippi State L 1-9
Mississippi State L 3-7
Purdue L 2-6
Purdue W 9-8
Purdue (11 inn) T14-14
Washington University (Mo.) W 3-1
Washington University (Mo.) W 2-0
Illinois W 6-2

YEAR-BY-YEAR RESULTS

Saint Louis L 0-1
 Saint Louis L 2-3
 Southern Illinois W 5-0
 Southern Illinois L 3-11
 Memphis State L 3-12
 Memphis State W 3-1
 Southeast Missouri State W 5-3
 Southeast Missouri State W 6-5
 Southland Conference Tournament (Arlington, Texas)
 Trinity L 2-3
 Abilene Christian L 3-7
 Trinity L 0-1

1967- J. A. Tomlinson won 26, Lost 8, Tied 1 (.757)
 Saint Louis W 8-6
 Saint Louis L 5-7
 Northwestern W 8-1
 Northwestern W 5-4
 Northwestern L 0-1
 Iowa State T 3-3
 Iowa State L 3-9
 Kansas State W 7-1
 Kansas State W 3-2
 Purdue W 2-1
 Purdue L 2-6
 Purdue W 2-1
 Memphis State W 9-1
 Washington University (Mo.) W 5-0
 Washington University (Mo.) W 6-5
 North Dakota W 4-0
 North Dakota W 11-0
 Illinois-Chicago W 6-3
 Southern Illinois L 1-3
 Eastern Illinois W 6-3
 Illinois W 7-2
 Western Illinois L 2-7
 Mississippi State W 5-2
 Mississippi State W 3-2
 Delta State W 3-1
 Delta State L 5-6
 Memphis State W 3-0
 Saint Louis W 7-5
 Southland Conference Tournament (Beaumont, Texas)
 Trinity W 8-2
 Lamar W 4-2
 Trinity W 4-2
 NCAA Midwest Regional College Div.
 North Dakota W 6-3
 Southeast Missouri State W 12-6
 North Dakota L 6-7
 North Dakota W 9-6

1968- J. A. Tomlinson won 22, Lost 12, Tied 1 (.643)
 Iowa State W 8-4
 Northwestern T 2-2
 Mississippi State W 1-0
 Mississippi State L 5-6
 Murray State W 6-5
 Murray State L 1-3
 Murray State L 2-3
 Washington University (Mo.) L 5-8
 Purdue W 5-3
 Purdue W 5-1
 Purdue W 5-4
 Saint Louis W 2-1
 Saint Louis W 3-1
 North Dakota W 11-2
 Memphis State W 4-3
 Mississippi W 2-1
 Mississippi W 7-6
 Wisconsin W 5-1
 Wisconsin W 2-1
 Wisconsin L 1-7
 Memphis State L 2-7
 Southeast Missouri State W 6-1
 Delta State L 7-9
 Delta State W 2-1

Southland Conference Tournament (Arlington, Texas)
 Abilene Christian W 7-2
 Lamar Tech W 5-1
 Lamar Tech L 4-5
 Lamar Tech W 7-4
 SIU-Edwardsville L 5-8
 Saint Louis L 1-7

NCAA Midwest Regional College Div.
 Northern Iowa W 11-3
 Mankato State (Minn.) W 11-1

NCAA College Division world Series
 Delta State L 1-3
 Long Island W 10-3
 Delta State L 3-4

1969- J. A. Tomlinson won 14, Lost 17 (.452)
 Iowa State W 6-4
 Iowa State L 4-6
 Iowa State W 13-1
 Iowa State W 8-0
 Tennessee W 4-0
 Alabama L 3-4
 Tennessee L 1-3
 Alabama W 5-4
 Alabama L 9-11
 Tennessee W 7-5
 Creighton W 3-2
 Creighton W 11-6
 Creighton L 2-5
 Saint Louis W 10-2
 Saint Louis L 1-4
 Abilene Christian* L 0-15
 Abilene Christian* W 4-3
 Mississippi L 3-8
 Mississippi L 4-5
 Memphis State L 5-7
 Lamar Tech* W 11-4
 Lamar Tech* L 4-8
 Trinity* L 3-4
 Trinity* L 3-4
 Murray State W 13-9
 Murray State L 5-13
 Mississippi State L 1-5
 Mississippi State L 0-3
 Memphis State L 0-13
 Texas-Arlington* W 12-2
 Texas-Arlington* W 2-0
 * - Southland Conference Game

1970- J. A. Tomlinson won 16, Lost 17 (.485)
 North Dakota W 7-2
 North Dakota W 6-0
 Bowling Green L 1-17
 Alabama W 3-2
 Bowling Green L 0-6
 Alabama W 9-4
 Alabama L 0-5
 Bowling Green L 2-3
 Abilene Christian* W 1-0
 Abilene Christian* L 3-5
 Abilene Christian* L 1-3
 Memphis State L 2-10
 Trinity* W 6-5
 Trinity* W 7-6
 Trinity* L 2-8
 Memphis State W 4-0
 Lamar Tech* W 5-2
 Lamar Tech* W 3-2
 Lamar Tech* W 1-0
 Mississippi State L 7-11
 Mississippi State L 0-3
 Texas-Arlington* W 11-5
 Texas-Arlington* W 1-0
 Texas-Arlington* W 3-1
 Mississippi L 3-4
 Mississippi L 0-5
 Southern Illinois L 2-12
 Southern Illinois L 0-2
 Southern Illinois L 1-6
 Saint Louis W 8-2
 SIU-Edwardsville W 5-2
 District IV
 Texas Pan American L 0-5
 Texas L 0-5
 * - Southland Conference Game

1971- J. A. Tomlinson won 20, Lost 17 (.541)
 Notre Dame W 6-2
 Notre Dame W 3-2
 Notre Dame W 11-8
 Northwestern W 5-0
 Northwestern W 6-4
 Northwestern L 3-6
 Alabama Classic (Tuscaloosa, Ala.) vs. Stillman W 4-3
 vs. Stillman W 4-1
 at Alabama L 0-5
 at Alabama W 5-4
 vs. Stillman W 4-2
 at Alabama W 1-0
 Abilene Christian* W 13-5
 Abilene Christian* L 0-1
 Abilene Christian* W 3-1
 at Trinity* W 7-2
 at Trinity* L 0-5
 at Trinity* W 7-4
 at Lamar Tech* L 0-1
 at Lamar Tech* L 0-3
 at Lamar Tech* W 3-1
 Mississippi State L 4-5
 Mississippi State L 4-6

Memphis State W 9-3
 at Missouri-St. Louis L 0-4
 at Missouri-St. Louis L 3-4
 at Saint Louis W 6-2
 at Memphis State L 4-5
 Texas-Arlington* W 7-1
 Texas-Arlington* L 1-2
 Texas-Arlington* L 2-11
 at Mississippi L 1-3
 at Mississippi W 5-1
 SIU-Edwardsville W 3-2
 SIU-Edwardsville L 1-5
 at Murray State L 2-3
 at Murray State L 0-4
 * - Southland Game

1972- J. A. Tomlinson won 11, Lost 19 (.367)
 Texas-Arlington* L 0-2
 Texas-Arlington* L 0-1
 Texas-Arlington* L 0-5
 Illinois-Chicago W 7-1
 Illinois-Chicago W 3-2
 Ohio L 2-7
 Alabama L 5-18
 Ohio L 7-12
 Alabama L 2-11
 Notre Dame W 7-4
 Abilene Christian* W 2-0
 Abilene Christian* L 4-7
 Abilene Christian* W 5-3
 Lamar* L 7-10
 Lamar* L 5-7
 Lamar* L 6-7
 Memphis State L 1-6
 Arkansas Travelers* L 0-4
 Louisiana Tech* W 6-1
 Louisiana Tech* L 0-3
 Louisiana Tech* L 2-12
 Murray State L 1-7
 Murray State W 4-3
 Memphis State W 6-4
 Southwestern Louisiana* L 0-2
 Southwestern Louisiana* L 2-9
 Southwestern Louisiana* L 1-5
 Mississippi State W 1-0
 Mississippi State W 5-4
 SIU-Edwardsville W 6-4
 SIU-Edwardsville L 4-7
 * - Southland Conference Game
 ^ - Exhibition Game

1973- J. A. Tomlinson won 8, Lost 18 (.308)
 Northeast Louisiana L 2-7
 Northeast Louisiana L 0-10
 Tulane L 6-7
 Nicholls State L 2-0
 Nicholls State L 4-6
 Livingston State W 5-2
 Northwestern L 0-6
 Northwestern L 1-2
 Texas-Arlington* W 4-2
 Texas-Arlington - W 11-1
 Texas-Arlington - L 8-9
 Providence L 8-9
 Providence L 3-8
 Abilene Christian + L 4-6
 Mississippi (7 inn) L 2-3
 Mississippi (7 inn) L 0-6
 Louisiana Tech* L 2-13
 Louisiana Tech* W 3-1
 Louisiana Tech* W 5-4
 Murray State L10-15
 Murray State L 2-19
 McNeese State* W 4-1
 McNeese State* W 5-2
 McNeese State* L 0-6
 Southern Illinois L 0-5
 Southern Illinois L 3-8
 * - Southland Conference Game
 % - games didn't count on SLC record

1974- J. A. Tomlinson won 19, Lost 26 (.422)
 Delta State L 1-4
 Delta State W 5-4
 Christian Brothers L 1-2
 Christian Brothers L 3-4
 at Tulane L 2-6
 at Tulane L 2-17
 at Tulane L 3-11
 New Orleans Tournament vs. Illinois State L 0-6
 vs. Notre Dame W 6-3
 vs. Illinois State L 2-3
 at New Orleans L 0-19
 vs. Notre Dame L 3-6
 at Mississippi College L 1-3
 Bradley L 2-10

Bradley L 1-6
 Bradley W 3-2
 Rutgers L 2-5
 Rutgers W 6-4
 Rutgers W 14-3
 Lamar L 3-5
 Lamar W 8-4
 Northeast Louisiana W 2-0
 Northeast Louisiana W 8-2
 McNeese State* L 5-7
 McNeese State* L 3-4
 McNeese State* L 7-10
 at Southwestern Louisiana* L 1-2
 at Southwestern Louisiana* L 2-4
 at Southwestern Louisiana* W 6-2
 Quincy College (Ill.) W 6-2
 Quincy College (Ill.) L 5-6
 Quincy College (Ill.) W 14-7
 at Mississippi State L 0-5
 at Louisiana Tech* W 1-0
 at Louisiana Tech* W 9-2
 at Louisiana Tech* L 3-4
 at Memphis State W 8-6
 Texas-Arlington* W 3-1
 Texas-Arlington* W 2-1
 Texas-Arlington* W 2-1
 at Southern Illinois L 6-10
 at SIU-Edwardsville L 0-6
 at SIU-Edwardsville W 4-2
 Memphis State W 4-3
 * - Southland Conference Game

1975- J. A. Tomlinson won 17, Lost 19 (.472)
 at Delta State W 7-5
 at Delta State W 5-2
 at Memphis State L 3-6
 at Memphis State L 2-8
 NE Missouri State W 10-5
 NE Missouri State W 12-7
 NE Missouri State W 8-3
 at Lamar* L 3-4
 at Lamar* L 3-10
 at Lamar* L 2-4
 at Mississippi L 4-5
 at Mississippi L 3-4
 at Southern Illinois L 0-1
 at Southern Illinois L10-16
 at McNeese State* L 4-5
 at McNeese State* W 6-1
 at McNeese State* L 0-1
 at Christian Brothers W 15-5
 at Mississippi W 2-1
 at Mississippi W 5-3
 Southwestern Louisiana* W 4-3
 Southwestern Louisiana* L 7-11
 Southwestern Louisiana* W 5-3
 Arkansas-Little Rock W 4-3
 Arkansas-Little Rock W 6-1
 Louisiana Tech* L 1-5
 Louisiana Tech* W 6-0
 Louisiana Tech* L 3-7
 at Christian Brothers W 11-9
 at Texas-Arlington* W 3-1
 at Texas-Arlington* L 0-7
 at Texas-Arlington* L 3-4
 Saint Louis L 6-7
 Saint Louis W 3-2
 Murray State L 1-11
 Murray State L 3-7
 * - Southland Conference Game

1976- J. A. Tomlinson won 18, Lost 28 (.391)
 at Delta State L 0-2
 at Delta State L 0-2
 Citrus Tournament (Edinburg, Texas) vs. Northern Iowa L 6-9
 at Texas-Pan American W 1-0
 vs. Oklahoma State L 1-4
 vs. Northern Iowa W 5-4
 at Texas-Pan American L 0-4
 vs. Northern Iowa L 3-6
 at Texas Pan American L 1-11
 vs. New Mexico L 3-10
 vs. Oklahoma State W 6-2
 Indiana L 1-2
 Indiana L 1-2
 Indiana L 4-7
 at Mississippi (8 inn) L10-11
 at Mississippi State L 1-2
 at Mississippi State L 0-4
 at Memphis State L 2-3
 Arkansas-Little Rock W 4-1
 Arkansas-Little Rock W 4-2
 Texas-Arlington* W 3-1
 Texas-Arlington* W 3-1

at Christian Brothers W 6-1
 at Southwestern Louisiana L 2-5
 at Southwestern Louisiana W 5-4
 at Southwestern Louisiana L 2-3
 Christian Brothers L12-13
 McNeese State* W 6-5
 McNeese State* L 1-5
 McNeese State* W 7-6
 Murray State W 7-4
 Murray State L 5-10
 at Louisiana Tech* L 0-1
 at Louisiana Tech* W 1-0
 at Louisiana Tech* W 5-2
 at SIU-Edwardsville L 2-5
 at SIU-Edwardsville W 6-5
 at Saint Louis W 12-4
 at Southern Illinois L 2-13
 at Southern Illinois (5 inn) L 0-18
 Lamar* W 4-2
 Lamar* L 6-9
 Lamar* W 3-2
 Livingston State L 4-7
 Livingston State L 1-3
 * - Southland Conference Game

1977- Richard Johnson won 15, Lost 34 (.306)
 at Delta State L 3-4
 at Delta State L 1-7
 Palm Valley Tournament (Edinburg, Texas) vs. Morningside L 4-6
 vs. Sam Houston State L 3-8
 at Texas-Pan American W 3-2
 vs. Northern Iowa W 5-3
 at Texas-Pan American L 1-5
 vs. Morningside W 4-0
 vs. Northern Iowa W 8-0
 vs. Sam Houston State L 4-7
 at Christian Brothers L 7-9
 Southern Illinois L 1-9
 Southern Illinois L 1-3
 Indiana L 0-3
 Indiana L 2-5
 Indiana L 7-10
 Western Illinois W 2-1
 Western Illinois L 6-7
 Missouri-St. Louis L 7-9
 Missouri-St. Louis L 6-12
 at McNeese State* L 0-1
 at McNeese State* L 2-3
 at McNeese State* L 2-3
 at Texas-Arlington* L 0-6
 at Texas-Arlington* W 5-2
 at Texas-Arlington* W 5-2
 at Mississippi L 1-12
 at Mississippi L 0-3
 Memphis State L 1-9
 Memphis State W 5-3
 at Memphis State L 3-12
 at Memphis State L 5-6
 at Murray State L 5-6
 at Murray State W 8-3
 Quincy College (Ill.) W 10-6
 Southwestern Louisiana* W 1-0
 Southwestern Louisiana* W 7-3
 Southwestern Louisiana* L 1-3
 Murray State L 0-21
 Murray State W 5-0
 Murray State L 2-3
 Louisiana Tech* L 3-13
 Louisiana Tech* W 7-0
 Louisiana Tech* W 5-4
 Mississippi State L 1-5
 Mississippi State L 2-5
 at Lamar* L 1-2
 at Lamar* L 1-4
 at Lamar* L 3-8
 * - Southland Conference Game

1978- Richard Johnson won 16, Lost 31 (.340)
 at Memphis State L 2-16
 at Memphis State L 1-7
 Palm Valley Tournament (Edinburg, Texas) vs. Oklahoma State W 6-4
 vs. Kansas L 6-10
 at Texas-Pan American L 2-7
 at Texas-Pan American W 5-3
 vs. Kansas L 3-15
 vs. Oklahoma State L 3-8
 vs. Kansas L 0-4
 vs. Michigan State W 7-4
 Western Illinois W 6-0
 Western Illinois L 0-2
 Western Illinois L 2-9
 Millikin University (Ill.) W 3-0
 Saint Louis L 1-17

Christian Brothers W 4-2
 at Southwestern Louisiana* L 0-3
 at Southwestern Louisiana* L 1-21
 at Southwestern Louisiana* L 1-3
 at Southwestern Louisiana* L 0-5
 Mississippi ^ W 6-1
 Mississippi ^ W 7-5
 at Louisiana Tech* L 7-8
 at Louisiana Tech* L 1-9
 at Louisiana Tech* L 5-6
 at Louisiana Tech* L 5-8
 at Christian Brothers W 5-1
 Texas-Arlington* W 9-8
 Texas-Arlington* L 4-13
 Texas-Arlington* W 9-8
 Texas-Arlington* L 0-6
 at Mississippi State L10-18
 at Mississippi State L 4-7
 Murray State L 6-7
 Murray State L 3-5
 Lamar* L 6-11
 Lamar* L 1-6
 Lamar* L 1-5
 Lamar* W 7-5
 at Southern Illinois L 1-3
 at Southern Illinois L 2-5
 at Murray State L 5-6
 at Murray State W 4-1
 McNeese State* L 5-9
 McNeese State* W 2-1
 McNeese State* W 10-3
 McNeese State* W 13-6
 * - Southland Conference Game
 ^ - Game Played in Blytheville

1979- Richard Johnson won 10, Lost 25 (.286)
 at Mississippi State L 3-11
 at Mississippi State L 4-5
 Citrus Tournament (Edinburg, Texas)
 vs. Central Michigan L 4-7
 vs. Houston L 4-9
 vs. Northern Iowa W 6-2
 at Texas-Pan American W 3-1
 vs. Kansas L 1-6
 vs. Northern Illinois L 0-10
 at Texas-Pan American L 2-7
 vs. Kansas L 2-3
 Southwestern Louisiana* W 10-8
 Southwestern Louisiana* L 5-10
 Southwestern Louisiana* L 1-4
 Southwestern Louisiana* L 5-10
 Murray State L 0-4
 at Christian Brothers L 2-9
 at Texas-Arlington* L 2-7
 at Texas-Arlington* L 2-4
 at Texas-Arlington* L 3-4
 at Texas-Arlington* L 5-12
 Memphis State L 3-7
 Memphis State L 3-6
 Augustana College (Ill.) W 4-1
 Augustana College (Ill.) W 3-2
 Augustana College (Ill.) W 15-7
 Augustana College (Ill.) W 6-0
 Christian Brothers W 5-4
 at Lamar* L 0-3
 at Lamar* W 3-2
 at Lamar* L 4-6
 at Lamar* L 4-12
 at McNeese State* L 0-5
 at McNeese State* L 3-6
 at McNeese State* W 7-1
 at McNeese State* L 4-8
 * - Southland Conference Game

1980- Richard Johnson won 5, Lost 36 (.122)
 Palm Valley Tournament (Edinburg, Texas)
 vs. Northern Illinois L 4-7
 at Texas-Pan American L 3-4
 at Texas-Pan American L 3-9
 vs. Northern Illinois W12-11
 vs. Kansas L 0-4
 vs. Kansas L 3-11
 at #3 Texas L 1-5
 at #3 Texas L 2-13
 at #3 Texas L 2-17
 at #3 Texas L 0-12
 at Texas-Arlington* L 3-4
 at Texas-Arlington* L15-16
 at Texas-Arlington* L 0-4
 at Texas-Arlington* L 1-7
 Memphis State L 0-11
 Memphis State L 2-5
 Louisiana Tech* L 0-3
 Louisiana Tech* L 2-14
 at Delta State L 6-7

at Delta State L 1-16
 at Delta State L 3-5
 at Mississippi State L 3-7
 at Mississippi State L 0-3
 Christian Brothers W 8-4
 Arkansas-Little Rock L 4-7
 Arkansas-Little Rock L 2-7
 Ouachita Baptist W 8-3
 Ouachita Baptist W 14-4
 at Mississippi L 1-3
 at Mississippi L 4-5
 Texas-Arlington* L 1-8
 Texas-Arlington* W 10-7
 Texas-Arlington* L 0-6
 Texas-Arlington* L 5-9
 at Murray State L 3-7
 at Louisiana Tech* L 5-12
 at Louisiana Tech* L 2-6
 at Louisiana Tech* L 3-4
 at Louisiana Tech* L 3-8
 Memphis State L11-16
 Memphis State L 3-5

* - Southland Conference Game
 1981- Richard Johnson won 17, Lost 20 (.459)
 Palm Valley Tournament (Edinburg, Texas)
 vs. Central Michigan L 2-3
 vs. Northern Illinois W 12-8
 at Texas-Pan American L 2-10
 at Texas-Pan American L 2-4
 vs. Central Michigan W 4-2
 Memphis State W 5-4
 Memphis State L 3-7
 at Louisiana Tech* L 9-18
 at Louisiana Tech* L 7-8
 at Louisiana Tech* L 1-3
 at Louisiana Tech* L 3-6
 Harding L 4-6
 Harding W 4-0

Anderson Classic (Joplin, Mo.)
 vs. Univ. of St. Francis W19-16
 at Missouri Southern W 7-5
 vs. Creighton W 9-8
 Tennessee-Martin W 3-2
 Texas-Arlington* W 3-2
 Texas-Arlington* W 4-0
 Texas-Arlington* L 3-7
 Texas-Arlington* W11-10
 at Christian Brothers W 1-0
 Louisiana Tech* L 3-5
 Louisiana Tech* W 10-1
 Louisiana Tech* L 0-2
 Louisiana Tech* L 2-8
 at Memphis State L 5-6
 at Memphis State L 1-18
 at Tennessee-Martin W 5-4
 Christian Brothers W14-9
 Delta State W 3-0
 Delta State L 6-7
 Saint Louis W 3-2
 Saint Louis L 9-10
 at #19 Mississippi State L 0-3
 at #19 Mississippi State L 3-24
 at Texas-Arlington* L 2-5
 * - Southland Conference Game

1982- Richard Johnson won 25, Lost 18, Tied 1 (.579)
 at Memphis State L 5-11
 at Memphis State L 2-4
 North Alabama W 7-6
 Morehead State W 3-0
 Murray State W 2-0
 Murray State W 9-2
 Murray State W 3-0
 Citrus Tournament (Edinburg, Texas)
 vs. UTEP W 5-3
 vs. Central Michigan L 4-6
 at Texas-Pan American W 4-3
 vs. Kansas W 13-1
 vs. Morningside W 10-4
 vs. UTEP W 5-1
 Mississippi State W 8-7
 Mississippi State L 7-13
 at Texas-Arlington* W 8-4
 at Texas-Arlington* L 3-10
 Christian Brothers W 19-0
 Louisiana Tech* L 2-4
 Louisiana Tech* L 5-11
 UT Martin T 5-5
 at Delta State L 3-6
 at Delta State L 2-3
 Southwest Missouri State L 2-4
 Southwest Missouri State L 2-4
 at Harding L 1-4

at Tennessee-Martin W 6-4
 Harding W 7-2
 Harding W 8-7
 #11 Memphis State W 8-3
 #11 Memphis State W 8-7
 Mississippi (7 inn) L 2-10
 Mississippi (7 inn) L 3-8
 at Christian Brothers L 8-16
 at Louisiana Tech* W 7-3
 at Louisiana Tech* W 7-0
 at Louisiana Tech* L 1-2
 at Louisiana Tech* L 4-9
 at Mississippi L 2-5
 at Mississippi W 7-4
 Texas-Arlington* W 6-5
 Texas-Arlington* W 9-8
 Texas-Arlington* W 4-3
 Texas-Arlington* W 9-4

* - Southland Conference Game
 1983- Richard Johnson won 16, Lost 18 (.471)
 Palm Valley Tournament (Edinburg, Texas)
 vs. Oklahoma State W 6-5
 vs. Morningside W 8-1
 at Texas-Pan American L 3-5
 vs. Oklahoma State W 4-3
 vs. Stephen F. Austin W16-13
 at Texas-Pan American W 7-0
 vs. Oklahoma State L 0-6
 at Tennessee-Martin L 2-7
 Arkansas-Little Rock L 7-8
 Arkansas-Little Rock W 4-0
 Arkansas-Little Rock W 5-4
 Harding W 6-2
 Harding W 9-2
 Eastern Illinois L 4-6
 Eastern Illinois L 2-9
 Eastern Illinois L 9-17
 Delta State W 4-2
 Delta State W 6-0
 at Northeast Louisiana* L10-12
 at Northeast Louisiana* W 8-5
 at Northeast Louisiana* L 2-6
 at Northeast Louisiana* L10-12
 Louisiana Tech* L 1-3
 Louisiana Tech* L 7-10
 Louisiana Tech* W 3-2
 Louisiana Tech* L 2-9
 Tennessee-Martin W 10-5
 at #8 Mississippi State L 5-7
 at Mississippi L 0-19
 at Mississippi L 2-5
 at Harding W 9-3
 Northeast Louisiana* L 3-6
 Northeast Louisiana* L 4-5
 at Louisiana Tech* W 2-1
 * - Southland Conference Game

1984- Richard Johnson won 6, Lost 25 (.194)
 Arkansas-Little Rock L 3-9
 Arkansas-Little Rock L 1-8
 Memphis State L 0-6
 Memphis State L 4-7
 Mississippi State L 1-5
 Mississippi State W 8-7
 Mississippi (8 inn) L 3-4
 Mississippi L 2-8
 at McNeese State* L 1-5
 at McNeese State* L 0-6
 at McNeese State* L 2-5
 North Texas State* L 8-10
 North Texas State* L 2-7
 North Texas State* W 6-2
 at Louisiana Tech* L 0-5
 at Louisiana Tech* L 4-8
 at Louisiana Tech* L 1-12
 Christian Brothers L 2-6
 Lamar* L 0-4
 Lamar* L 3-11
 Lamar* W 5-2
 at Christian Brothers L11-12
 Tennessee-Martin L 5-6
 Tennessee-Martin L 6-7
 Harding W 14-1
 Harding W 8-3
 at Delta State W 10-5
 at Delta State L10-12
 at Northeast Louisiana* L 5-9
 at Northeast Louisiana* L 5-7
 at Northeast Louisiana* L 2-5
 * - Southland Conference Game

1985- Richard Johnson won 11, Lost 22 (.333)
Palm Valley Tournament (Edinburg, Texas)=+

vs. Kansas State L 1-2
 vs. #4 Oklahoma L 4-15
 vs. #19 Texas AGM L 4-7
 at Texas-Pan American L 2-7
 vs. Kansas (7 inn) W 8-6
 at #19 Texas AGM L 0-20
 at #19 Texas AGM L 5-9
 at Texas-Arlington* L 2-4
 at Texas-Arlington* L 2-4
 at Texas-Arlington* W 9-8
 at Christian Brothers W 8-0
 McNeese State* L 10-14
 McNeese State* L 4-5
 McNeese State* W 5-3
 at Harding L 0-1
 at Harding W 13-0
 Murray State L 3-6
 at North Texas State* W 4-2
 at North Texas State* W 4-1
 at North Texas State* L 5-7
 at #4 Mississippi State L 4-13
 at #4 Mississippi State L 5-12
 at Mississippi L 0-3
 Harding W 6-5
 Harding W 6-0
 Arkansas-Little Rock W 2-0
 Arkansas-Little Rock L 1-3
 Louisiana Tech* L 0-1
 Louisiana Tech* L 1-2
 at Lamar* L 4-5
 at Lamar* L 0-2
 at Lamar* L 0-2
 Christian Brothers W 8-3
 * - Southland Conference Game

1986- Richard Johnson won 20, Lost 21 (.488)
Citrus Tournament (Edinburg, Texas)
 vs. Kansas W 5-4
 at Texas-Pan American L 7-13
 vs. Oklahoma L 3-10
 vs. Kansas W 8-6
 at Texas-Pan American W 7-4
 vs. Central Michigan L 1-2
 vs. Kansas L 2-3
 at Murray State L 7-8
 at McNeese State* L 4-6
 at McNeese State* L 3-6
 at McNeese State* L 2-5
 Mississippi L 4-12
 at Lamar* W 5-2
 at Lamar* L 3-9
 at Lamar* L 2-4
 at Lamar* L 2-4
 Harding W 6-2
 Harding W 11-3
 Tennessee-Martin L 1-3
 Tennessee-Martin W 7-6
 North Texas State* W 7-1
 North Texas State* W 3-2
 North Texas State* W11-10
 at Mississippi L 3-4
 at Mississippi L 4-6
 at Christian Brothers L12-13
 at Louisiana Tech* L 0-5
 at Louisiana Tech* W 11-7
 at Louisiana Tech* L 0-6
 Central Arkansas L 5-6
 Central Arkansas W 5-4
 at Harding W 9-6
 at Harding W 4-3
 Texas-Arlington* W 2-1
 Texas-Arlington* W 6-2
 at Delta State L 1-4
 at Delta State W 8-2
 Christian Brothers W 2-1
 Northeast Louisiana* L 3-4
 Northeast Louisiana* L 1-5
 Northeast Louisiana* W 4-3
 Rhodes College W 4-3
 * - Southland Conference Game

1987- Richard Johnson won 12, Lost 23 (.343)
Palm Valley Tournament (Edinburg, Texas)
 vs. Central Michigan L 8-9
 vs. Oklahoma City L 3-4
 at Texas-Pan American L 2-15
 vs. New Mexico State W 5-0
 vs. New Mexico State L 0-4
 at Murray State L 0-4
 at Murray State L 6-11
 at Louisiana Tech* L 0-15
 at Louisiana Tech* L 3-5
 at Louisiana Tech* L 3-13
 at Louisiana Tech* L 4-9
 at Mississippi L 8-10
 at Tennessee-Martin L 0-6

at Tennessee-Martin W 4-2
 at Arkansas-Little Rock L 9-11
 Northeast Louisiana* W 5-4
 Northeast Louisiana* L 4-6
 Northeast Louisiana* L 2-12
 Northeast Louisiana* W 8-4
 Memphis State L 1-4
 Memphis State L 0-10
 Christian Brothers W 4-2
 Louisiana Tech + L 0-2
 Louisiana Tech + L 1-2
 Louisiana Tech + L 9-13
 Louisiana Tech + W 10-2
 Arkansas-Little Rock L 1-6
 at Christian Brothers W 9-6
 Harding W 5-2
 Harding W 10-5
 Delta State W 1-0
 Delta State W 11-6
 at Memphis State L 4-10
 at Memphis State L 5-6
 at Northeast Louisiana* W 2-1
 * - Southland Conference Game

1988- Richard Johnson won 15, Lost 26 (.366)
 Palm Valley Invitational (Edinburg, Texas)
 vs. Sam Houston State W 1-0
 vs. Central Michigan L 4-7
 vs. Oklahoma L 8-12
 at Texas-Pan American* L 3-17
 at Texas-Pan American* L 3-5
 at Texas-Pan American* L 3-7
 vs. Sam Houston State L 1-2
 at Central Arkansas W11-10
 at Central Arkansas W 16-1
 at Arkansas-Little Rock L 3-14
 Arkansas-Little Rock L 2-3
 Mississippi W 6-5
 at Christian Brothers W12-10
 Central Arkansas W 8-2
 Central Arkansas W 12-6
 Southeast Missouri State L 2-4
 Southeast Missouri State L 1-2
 at Memphis State L 1-3
 at Memphis State L 6-10
 Harding W 8-0
 Harding W 10-1
 Southwestern Louisiana* L 0-9
 Southwestern Louisiana* L 6-13
 Southwestern Louisiana* W17-16
 at Mississippi W13-11
 Christian Brothers W 17-8
 at Harding W 6-1
 at Harding W 13-2
 Lamar* L 7-8
 Lamar* W 7-5
 Lamar* L 1-6
 Memphis State L 2-4
 Memphis State L 5-9
 at Louisiana Tech* L 8-20
 at Louisiana Tech* L 1-8
 at Louisiana Tech* L 6-7
 at Delta State L 2-8
 at Delta State L 1-14
 at New Orleans* L 4-5
 at New Orleans* L 5-9
 at New Orleans* L 0-9
 * - American South Conference Game

1989- Richard Johnson won 11, Lost 34 (.244)
Palm Valley Tournament (Edinburg, Texas)
 vs. Wake Forest L 0-3
 vs. Maine L 5-13
 vs. Maine L 1-9
 vs. Central Michigan L 0-6
 at Texas-Pan American* L 0-5
 at Texas-Pan American* L 4-7
 at Texas-Pan American* L 6-8
 at Harding L 1-4
 at Harding W 7-0
 Murray State L 3-7
 Murray State L 0-7
 Murray State L 2-8
 Southern Illinois W 7-5
 Southern Illinois W 9-8
 Arkansas-Little Rock L 0-3
 at Arkansas-Little Rock W 6-4
 at Murray State L 4-7
 Memphis State L 3-6
 Memphis State W 9-3
 at Memphis State L 2-3
 at Memphis State L 3-8
 at Christian Brothers L 2-15
 Mississippi L 4-13
 at Southwestern Louisiana* L 0-10

YEAR-BY-YEAR RESULTS

at Southwestern Louisiana* L 6-7
 at Southwestern Louisiana* L 1-13
 Harding W 4-2
 Harding W 2-1
 at Southern Illinois L 2-3
 at Southern Illinois L 3-7
 at Lamar* W 10-8
 at Lamar* L 2-10
 at Lamar* L 3-12
 at Mississippi L 2-6
 Louisiana Tech* W 4-3
 Louisiana Tech* L 3-14
 Louisiana Tech* L 0-8
 at Mississippi L 3-5
 Christian Brothers W 5-3
 Delta State L 1-20
 Southeast Missouri State W 9-5
 Southeast Missouri State L 2-3
 New Orleans* L 1-12
 New Orleans* L 8-20
 New Orleans* L 2-6
 * - American South Conference Game
 1990- Richard Johnson
 won 11, Lost 38 (.224)
 Harding L 0-6
 at Southwest Missouri State L 0-4
 at Southwest Missouri State L 0-11
 at Oklahoma L 5-16
 Murray State L 1-8
 Murray State L 1-3

Citrus Tournament (Edinburg, Texas)

vs. Oklahoma L 4-12
 vs. Lafayette W 9-7
 vs. Oklahoma L 3-12
 vs. St. John's L 4-7

at Texas-Pan American* W 6-5
 at Texas-Pan American* W 9-8
 at Texas-Pan American* L 0-12
 Arkansas-Little Rock L 0-4
 Arkansas-Little Rock L 8-13
 at Southeast Missouri State L 1-9
 at Southeast Missouri State L 0-13
 Mississippi L 3-9
 Southern Illinois L 0-4
 Southern Illinois L 2-4
 at Murray State L 2-6
 at Murray State L 0-9
 at Murray State L 4-9
 at Lamar* W 4-1
 at Lamar* L 2-4
 at Lamar* L 0-13
 at Mississippi L 7-13
 Southwest Missouri State L 0-6
 Southwest Missouri State L 2-7
 at Louisiana Tech* L 2-3
 at Louisiana Tech* W 7-5
 at Louisiana Tech* (13 inn) W 6-5
 Harding W 8-3
 Southwestern Louisiana* L 2-7
 Southwestern Louisiana* L 0-19
 Southwestern Louisiana* W 5-3
 at Southern Illinois L 5-9
 at Southern Illinois L 2-13
 at Central Arkansas W 8-1
 Central Arkansas L 6-8
 at Memphis State L 9-10
 at Memphis State L 3-12
 New Orleans* L 0-6
 New Orleans* W 3-1
 New Orleans* L 0-14
 Memphis State W 6-2
 Memphis State L 2-12
 American South Conference
 Tournament (Lafayette, La.)
 vs. New Orleans L 2-9
 vs. Louisiana Tech L 2-18
 * - American South Conference Game

1991- Richard Johnson won 10, Lost 35 (.222)

Harding W 12-7
 Memphis State L12-21
 at Memphis State L 6-7
 at Memphis State L 9-11
 at Murray State L 4-11
 Southern Illinois W 8-6
 Southern Illinois W 8-7
 Southeast Missouri State L 4-9
 at Arkansas-Little Rock W 8-4
 at Arkansas-Little Rock W 7-6
 Memphis State L 3-14
 at Central Florida* L 2-9
 at Central Florida* L 5-19
 at Central Florida* L 4-8
 at Alabama L 3-12
 at Alabama L 3-14

Arkansas-Little Rock L 5-15
 Arkansas-Little Rock W 17-0
 Northern Iowa W 2-1
 Harding W 7-5
 Lamar* L 2-4
 Lamar* W 5-2
 Lamar* L 0-9
 Murray State L 6-7
 Louisiana Tech* L 2-3
 Louisiana Tech* L 3-4
 Louisiana Tech* L 3-11
 at Southwestern Louisiana* L 9-16
 at Southwestern Louisiana* L 5-14
 at Southwestern Louisiana* L 7-12
 at Southern Illinois L 2-10
 at Southern Illinois L 0-12
 Texas-Pan American* L10-11
 Texas-Pan American* L15-18
 Texas-Pan American* L 8-9
 at Southeast Missouri State L 5-6
 Saint Louis L 4-6
 Saint Louis W 5-3
 at Mississippi (7 inn) L 1-8
 at Mississippi (7 inn) L 2-4
 Southwest Missouri State L 2-7
 Southwest Missouri State L 0-20
 at New Orleans* L 1-2
 at New Orleans* L 6-14
 at New Orleans* L 3-14
 * - American South Conference Game

1992- Bill Bethea won 22, Lost 30 (.423)

Memphis State W 7-4
 Southeast Missouri State W 9-1
 at Wichita State L 0-1
 at Wichita State L 4-18
 at Arkansas-Little Rock W 7-2
 at Arkansas-Little Rock W 2-1
 Harding W 9-3
 Louisville L 7-12
 Louisville W 11-7
 Louisville L 3-5
 at Southwest Missouri State W 1-0
 at Southwest Missouri State L 5-8
 Murray State W 4-0
 Murray State W 6-2
 Arkansas-Little Rock W 12-5
 Arkansas-Little Rock W 20-7
 Arkansas-Little Rock W 23-7
 at Memphis State L 1-16

1993- Bill Bethea won 33, Lost 26 (.559)

at Texas-Arlington W 16-3
 at Texas-Arlington L 3-6
 Harding W 6-0
 Harding W 14-3
 Henderson State W 4-3
 Henderson State W 18-3
 Arkansas College W 7-0
 at South Alabama* (10 inn) L10-11
 at South Alabama* L 1-4
 at South Alabama* (10 inn) W 10-9
 Southern Illinois W 7-1
 Memphis State (11 inn) W 2-1
 Southwest Baptist W 6-1
 Southwest Baptist W 4-2
 Murray State W 17-5
 Murray State W 4-2
 Arkansas-Little Rock* W 10-2
 Arkansas-Little Rock* W 9-1
 Arkansas-Little Rock* W 6-2
 Louisiana State L 0-9
 Louisiana State W 10-7
 at Central Arkansas L 4-7
 at Southwestern Louisiana L 6-12
 at Southwestern Louisiana L 3-6
 Southwest Missouri State W 6-4
 Southwest Missouri State L 0-4
 Jacksonville* L 4-9
 Jacksonville* L 4-5
 Jacksonville* W 8-4
 at Southwest Missouri State L 4-9
 at Southwest Missouri State L 8-10
 at Memphis State L 6-7
 Missouri W 1-0
 Missouri L 1-12
 Missouri W 5-4
 Tennessee-Martin W 7-4
 South Alabama* L 6-7
 South Alabama* W 1-0
 South Alabama* L 0-6
 at Southeast Missouri State L 4-12
 at Southeast Missouri State W 5-1
 at Murray State W 6-3
 at Jacksonville* L 0-6
 at Jacksonville* W 10-5
 at Jacksonville* W 5-2

Central Arkansas W 13-2
 at Tennessee-Martin L 2-4
 at Western Kentucky* W 9-6
 at Western Kentucky* W 9-0
 at Western Kentucky* L 1-3
 Western Kentucky* W 1-0
 Western Kentucky* L 2-5
 Western Kentucky* L 1-3
 at Louisiana State L 1-9
 at Louisiana State L 4-14
 Sun Belt Conference Tournament
 (Beaumont, Texas)
 vs. Louisiana Tech W 9-4
 at Lamar W 4-1
 at Lamar L 3-8
 vs. Jacksonville L 2-3
 * - Sun Belt Conference Game

1994- Bill Bethea won 39, Lost 25 (.609)

Lambuth W 6-0
 Lambuth W 5-2
 Northeast Louisiana W 14-5
 Northeast Louisiana W 3-2
 Arkansas College W 21-3
 Arkansas College W 20-4
 Southern Illinois W 8-6
 at Southeast Missouri State W 6-4
 at Missouri L 7-9
 at Missouri L 7-13
 at Missouri (10 inn) L 6-7
 at Arkansas-Little Rock* W 9-3
 at Arkansas-Little Rock* W 12-5
 at Arkansas-Little Rock* W 10-3
 Central Arkansas W 4-2
 Denison W 21-4
 South Alabama* W 4-1
 South Alabama* L 0-6
 South Alabama* (10 inn) L 4-7
 at Louisiana State L 1-16
 at Louisiana State L 2-8
 at Nicholls State L 3-4
 Murray State L 3-8
 Harding W 18-2
 Western Kentucky* (11 inn) L 0-1
 Western Kentucky* W 8-3
 Western Kentucky* W 15-3
 at Southwest Missouri State W 7-0
 at Mississippi (10 inn) W 9-4
 at Memphis State L 2-5
 Memphis State L 3-11
 Tennessee-Martin W 3-2
 at Southern Illinois W 8-6
 Arkansas-Little Rock* W 6-3
 Arkansas-Little Rock* W 5-0
 Arkansas-Little Rock* W 18-9
 at Murray State L 2-3
 Southwest Missouri State W 8-5
 Southwest Missouri State W 7-5
 at South Alabama* L 3-7
 at South Alabama* L 1-3
 at South Alabama* (11 inn) W 3-2
 Southeast Missouri State W 6-2
 at Tennessee-Martin (10 inn) W 9-7
 at Western Kentucky* W 5-2
 at Western Kentucky* W 5-3
 at Western Kentucky* L 4-13
 Memphis State L 5-7
 Jacksonville* L 0-12
 Jacksonville* W 6-5
 Jacksonville* L 3-4
 at Memphis State L 5-10
 at Jacksonville* (10 inn) L 5-6
 at Jacksonville* W 6-4
 at Jacksonville* L 3-14

Sun Belt Conference Tournament
 (Mobile, Ala.)
 vs. Lamar W 8-5
 vs. New Orleans (11 inn) W 9-8
 vs. Jacksonville W 6-3
 vs. Lamar L 3-8
 vs. Lamar (11 inn) W 3-2
 NCAA Central Regional
 (Austin, Texas)
 vs. Oklahoma L 3-10
 vs. Texas-San Antonio W 10-5
 vs. Nevada W 4-2
 at Texas L 4-9
 * - Sun Belt Conference Game

1995- Bill Bethea won 37, Lost 20 (.649)

Lambuth W 6-3
 Austin Peay State L 3-5
**UTA Invitational
 (Arlington, Texas)**
 at Texas-Arlington (10 inn) L 8-9
 vs. Oklahoma State L 2-8
 vs. Clemson L 2-7

Memphis W 5-0
 Lyon College W 4-0
 at Wichita State L 0-3
 at Wichita State L 9-16
 Freed-Hardeman W 10-0
 Mississippi W 9-5
 Wright State W 10-1
 Wright State W 12-3
 Lambuth W 11-1
 at New Orleans* (10 inn) L 6-7
 at New Orleans* W 5-3
 at New Orleans* W 8-2
 Murray State W 4-3
 at Southwest Missouri State L 1-2
 Western Kentucky* W 4-2
 Western Kentucky* W 15-0
 Western Kentucky* W 5-0
 Eastern Kentucky W 6-5
 Eastern Kentucky W 5-3
 Eastern Kentucky L 6-10
 Eastern Kentucky W15-10
 at Jacksonville* L 5-6
 at Jacksonville* W 8-1
 at Jacksonville* L 1-2
 Tennessee-Martin W 4-0
 Louisiana Tech* W 12-1
 Louisiana Tech* W 6-1
 Louisiana Tech* W 2-1
 Southeast Missouri State W 9-5
 at Memphis W 7-6
 at Lamar* W 4-1
 at Lamar* L 0-7
 at Lamar* (14 inn) W 2-1
 at Murray State L 4-5
 Arkansas-Little Rock* W 5-1
 Arkansas-Little Rock* W 4-0
 Arkansas-Little Rock* W 5-4
 at Southern Illinois W 8-6
 Southwestern Louisiana* W 14-3
 Southwestern Louisiana* L 1-9
 Southwestern Louisiana* W 14-0
 at Tennessee-Martin W 6-4
 Southwest Missouri State L 1-6
 at South Alabama* L 2-3
 at South Alabama* W 5-2
 at South Alabama* L 9-10
 at Mississippi L 7-14
 Texas-Pan American* W 9-4
 Texas-Pan American* W 6-0
 Texas-Pan American* W 10-3
 Sun Belt Conference Tournament
 (Jacksonville, Fla.)
 vs. Lamar L 3-4
 at Jacksonville L 4-17
 * - Sun Belt Conference Game
 1996- Bill Bethea
 won 32, Lost 27 (.542)
 Lambuth W 6-5
 Lambuth W 6-1
 UTA Invitational
 (Arlington, Texas)
 at Texas-Arlington L 1-9
 vs. Baylor W 8-2
 vs. Southwest Missouri State W 6-5
 Indiana State L 4-5
 Indiana State W 4-3
 at Austin Peay State W 14-6
 at Austin Peay State L 4-8
 Missouri L 0-2
 Missouri L 6-16
 Missouri W 8-7
 at Texas-Pan American* W 2-1
 at Texas-Pan American* L 2-4
 at Texas-Pan American* W 4-3
 Western Illinois W 6-1
 at Louisiana Tech* W 16-7
 at Louisiana Tech* L 4-8
 at Louisiana Tech* W 5-3
 Eastern Illinois W 7-4
 Eastern Illinois W 9-2
 Southern Arkansas L 6-8
 Jacksonville* W 2-0
 Jacksonville* W 1-0
 Jacksonville* L 2-4
 at Tennessee-Martin W 4-2
 Southern Illinois W 5-3
 New Orleans* L 3-10
 New Orleans* W 4-1
 New Orleans* L 1-13
 Mississippi L 5-6
 at Memphis L 8-9
 at Arkansas-Little Rock* W 8-2
 at Arkansas-Little Rock* W 12-8
 at Arkansas-Little Rock* L 3-4
 Southeast Missouri State W 9-7
 at Southwest Missouri State L 4-9
 Lamar* W 8-1
 Lamar* L 1-5
 Lamar* W 7-5

Southwest Missouri State W 4-2
 Tennessee-Martin W 6-5
 at Western Kentucky* W 3-2
 at Western Kentucky* W 4-0
 at Western Kentucky* L 3-11
 at Mississippi L 2-3
 Memphis L 3-6
 at Southwestern Louisiana* L 2-4
 at Southwestern Louisiana* W 6-1
 at Southwestern Louisiana* L 1-11
 at Murray State L 6-11
 South Alabama* L 2-5
 South Alabama* L 0-1
 South Alabama* L 3-4
 Sun Belt Conference Tournament
 (Mobile, Ala.)
 vs. Southwestern Louisiana W13-10
 vs. New Orleans W 6-5
 at South Alabama L 4-15
 vs. New Orleans W 8-7
 at South Alabama L 6-11
 * - Sun Belt Conference Game

1997- Bill Bethea won 35, Lost 18 (.660)

at Northeast Louisiana W 8-6
 at Northeast Louisiana W 7-2
 Austin Peay State W 7-5
 Austin Peay State W 9-2
 Eastern Illinois W 9-4
 Eastern Illinois W 3-1
 Eastern Illinois W 8-0
 Eastern Illinois W 4-3
 Lambuth W 10-3
 at Mississippi L 8-9
 at New Orleans* L 6-12
 at New Orleans* W 5-0
 at New Orleans* L 7-11
 Northern Illinois W 17-3
 Northern Illinois W 11-3
 Western Kentucky* L 0-2
 Western Kentucky* W 4-3
 Western Kentucky* W 5-2
 at Centenary W 4-0
 at Centenary L 4-5
 at Lamar* W 8-7
 at Lamar* W 3-2
 at Lamar* W 3-1
 Southwest Missouri State W 3-0
 Southwest Missouri State W 7-3
 Louisiana Tech* W 11-2
 Louisiana Tech* W 15-0
 Louisiana Tech* L 5-6
 at Memphis L 1-4
 at Tennessee-Martin W 9-0
 Arkansas-Little Rock* W 9-1
 Arkansas-Little Rock* W 6-1
 Memphis W 4-2
 at South Alabama* L 0-5
 at South Alabama* W 7-1
 at South Alabama* L 3-4
 at Southeast Missouri State W 4-3
 Southwestern Louisiana* L 2-6
 Southwestern Louisiana* L 3-4
 Southwestern Louisiana* W 4-1
 Tennessee-Martin W 5-4
 at Jacksonville* L 2-3
 at Jacksonville* L 5-11
 at Jacksonville* L 2-3
 Murray State W 14-3
 Texas-Pan American* W 4-3
 Texas-Pan American* W 16-1
 at Missouri L 7-10
 at Missouri L 5-16
 Sun Belt Conference Tournament
 (Lafayette, La.)
 Louisiana Tech W 3-1
 South Alabama L 5-12
 Texas-Pan American W 7-0
 Southwestern Louisiana L 5-6
 * - Sun Belt Conference Game

1998- Bill Bethea won 30, Lost 20 (.600)

UTA Invitational
 (Arlington, Texas)
 vs. Texas A&M L 0-7
 at Texas-Arlington W 6-4
 vs. Oral Roberts L12-16
 Lambuth W 8-5
 Missouri L 2-5
 Missouri W 11-9
 Missouri L 9-24
 at Austin Peay State W 5-0
 at Austin Peay State W 12-9
 Northeast Louisiana W 9-0
 Northeast Louisiana L 2-9
 at Mississippi L 5-6
 at Louisiana Tech* (10 inn) L 9-10
 at Louisiana Tech* W 21-4

Saint Louis W 11-2
 New Orleans* W 2-0
 New Orleans* L 8-12
 New Orleans* W 14-6
 Southwest Baptist W 9-1
 South Alabama* L 2-4
 South Alabama* L 2-3
 South Alabama* L 0-1
 Mississippi L 2-10
 Tennessee-Martin W 4-0
 at Arkansas-Little Rock* W 8-3
 at Arkansas-Little Rock* W 11-0
 at Arkansas-Little Rock* W 14-2
 Lambuth W 13-2
 at Western Kentucky* W 22-7
 at Western Kentucky* W 6-5
 at Western Kentucky* L 7-8
 Southeast Missouri State W 5-4
 Lamar* W 11-8
 Lamar* L 2-8
 Lamar* W 9-8
 at Murray State W 11-6
 Arkansas-Pine Bluff W 11-4
 atSouthwesternLouisiana*(10inn)
 L 4-11
 at Southwestern Louisiana* L 0-1
 at Tennessee-Martin W 7-4
 at Texas-Pan American* L 6-13
 at Texas-Pan American* W 14-8
 at Texas-Pan American* W 6-0
 Memphis W 8-3
 Jacksonville* W 4-2
 Jacksonville* L 1-5
 Jacksonville* W 11-3
 at Memphis W 7-4
 Sun Belt Conference Tournament
 (Mobile, Ala.)
 Lamar (13 inn) L 3-4
 South Alabama L 1-10
 * - Sun Belt Conference Game

**1999- Bill Bethea
 won 18, Lost 38 (.321)**

Lambuth W 1-0
 at Alabama L 2-3
 at Alabama W 8-4
 at Alabama L 5-13
 Austin Peay State (14 inn) L 2-6
 Austin Peay State W 3-0
 UTA Invitational
 (Arlington, Texas)
 vs. Oklahoma W 12-6
 at Texas-Arlington L 4-13
 vs. Oral Roberts L 3-14
 Southeast Missouri State W 4-2
 at Southwestern Louisiana* L 2-7
 at Southwestern Louisiana* L 3-9
 at Southwestern Louisiana* L 3-10
 Mississippi W 6-4
 Arkansas-Little Rock* W 6-3
 Arkansas-Little Rock* L 1-6
 Memphis (10 inn) L13-17
 Southern Arkansas W 7-4
 at Western Kentucky* L 0-5
 at Western Kentucky* W 4-3
 at Western Kentucky* L 3-10
 Dallas Baptist L 3-10
 Dallas Baptist W 13-7
 Louisiana Tech* L 2-16
 Louisiana Tech* L 2-8
 Louisiana Tech* W 5-3
 Southwestern Louisiana* L 0-2
 Southwestern Louisiana* L 1-9
 Southwestern Louisiana* L 1-16
 at Tennessee-Martin L 0-2
 Murray State W 2-1
 at Arkansas-Little Rock* L 9-14
 at Arkansas-Little Rock* L 6-8
 at Arkansas-Little Rock* L10-12
 at Murray State W 11-4
 Western Kentucky* L 4-13
 Western Kentucky* W 1-0
 Western Kentucky* L 3-9
 at Mississippi L 0-13
 Tennessee-Martin W 13-5
 at Louisiana Tech* (10 inn) L 2-3
 at Louisiana Tech* W 14-6
 at Louisiana Tech* L 2-5
 at Memphis W 12-5
 South Alabama* L 6-13
 South Alabama* L 3-10
 South Alabama* L 0-2
 at New Orleans* (10 inn) L 7-8
 at New Orleans* L10-11
 at New Orleans* L 2-6
 at Southwest Missouri State L11-20
 Florida International* W 12-4
 Florida International* L 4-7
 Florida International* L 2-9

Sun Belt Conference Tournament
 [Metairie, La.]
 vs. South Alabama L 2-9
 vs. New Orleans L 0-9
 * - Sun Belt Conference Game

**2000- Bill Bethea
 won 20, Lost 35 (.364)**

Lambuth W 19-1
 Rice Tournament
 (Houston, Texas)
 at Rice L 2-8
 vs. Northwestern State L 3-10
 vs. Nebraska L 3-10
 Dallas Baptist Classic
 (Dallas, Texas)
 vs. New Mexico State W22-12
 at Dallas Baptist W 10-3
 vs. Southwest Texas State L 8-11
 Lyon College W 3-0
 Indiana State W 4-3
 Indiana State W 8-5
 Tennessee-Martin W 8-5
 Eastern Illinois W 8-3
 Eastern Illinois W 4-3
 Eastern Illinois W 14-5
 at South Alabama* W 5-4
 at South Alabama* L 4-5
 at South Alabama* L 5-9
 at Missouri L 2-6
 at Missouri L 6-7
 New Orleans* W 8-7
 New Orleans* L 3-5
 at Southwest Missouri State W 12-4
 at Florida International* W 3-2
 at Florida International* W 5-4
 at Florida International* L 1-13
 at Louisiana-Lafayette* L 2-5
 at Louisiana-Lafayette* L 3-11
 at Louisiana-Lafayette* L 4-11
 at Memphis W 4-2
 Southwest Missouri State L 2-7
 Arkansas-Little Rock* W 5-4
 Arkansas-Little Rock* L 2-6
 Arkansas-Little Rock* (11 inn) L 2-3
 at Mississippi L 3-4
 Western Kentucky* L 0-4
 Western Kentucky* L 2-8
 Western Kentucky* L 0-5
 at SE Missouri State (11 inn) L 9-10
 Memphis W 5-4
 at Louisiana Tech* W 11-4
 at Louisiana Tech* L 3-4
 at Louisiana Tech* L 4-11
 Southeast Missouri State L 4-7
 South Alabama* L 7-8
 South Alabama* L 5-9
 South Alabama* (14 inn) L 6-7
 at Murray State W 7-1
 at New Orleans* L 4-10
 at New Orleans* L 2-4
 at New Orleans* L11-14
 Florida International* L 3-6
 Florida International* L 4-6
 Florida International* L 4-7
 Sun Belt Conference Tournament
 [Mobile, Ala.]
 vs. New Orleans L12-17
 vs. Arkansas-Little Rock L10-13
 * - Sun Belt Conference Game

**2001- Bill Bethea
 won 22, Lost 36 (.379)**

Lambuth W 6-2
 at Texas ABM L 3-4
 at Texas ABM W 8-4
 at Texas ABM L 2-3
 Texas-Arlington Tournament
 (Arlington, Texas)
 at Texas-Arlington L 1-10
 vs. Oral Roberts L 7-17
 vs. SW Missouri State (12 inn) L 1-2
 Iowa State W 4-2
 Iowa State L 5-6
 Iowa State L 1-3
 Southeast Missouri State L 0-7
 SW Missouri State (13 inn) W 2-1
 Southwest Missouri State L 1-7
 Mississippi L 2-5
 Williams Baptist L 3-4
 Toledo L 2-4
 Toledo W 3-2
 Toledo W 11-0
 at Southeast Missouri State L 4-6
 Middle Tennessee State* L 2-5
 Middle Tennessee State* W 3-0
 Middle Tennessee State* L 6-16
 Tennessee-Martin W 13-2
 at Western Kentucky* W 12-7
 at Western Kentucky* L 4-15

at Western Kentucky* L 4-8
 Missouri L 0-10
 Missouri (10 inn) L 4-9
 at New Mexico State* W 9-7
 at New Mexico State* L 4-11
 at New Mexico State* W 21-5
 Louisiana-Lafayette* L 6-9
 Louisiana-Lafayette* W 9-3
 Louisiana-Lafayette* W 3-2
 Murray State W 3-2
 Harding L 0-1
 Louisiana Tech* W 9-1
 Louisiana Tech* W 8-1
 Louisiana Tech* L 0-3
 at Mississippi (10 inn) W 7-6
 at South Alabama* L 1-3
 at South Alabama* L 2-4
 at South Alabama* W 11-9
 at Murray State L 5-6
 at Memphis L 3-9
 at Arkansas-Little Rock* L12-18
 at Arkansas-Little Rock* L 7-10
 at Arkansas-Little Rock* L 9-16
 at Florida International* L 7-8
 at Florida International* W 3-1
 at Florida International* W 5-4
 Memphis L 3-6
 at Tennessee-Martin W 10-5
 New Orleans* W 8-3
 New Orleans* L 0-2
 New Orleans* L 5-7
 Sun Belt Conference Tournament
 (Lafayette, La.)
 vs. Middle Tennessee L 0-4
 vs. New Orleans L 0-6
 * - Sun Belt Conference Game

**2002- Bill Bethea
 won 23, Lost 35 (.379)**

McNeese State W 13-2
 McNeese State L 1-3
 McNeese State W 7-6
 Williams Baptist W 11-0
 Delta State L 9-13
 at Alabama L 3-11
 at Alabama L 5-14
 at Alabama L 3-7
 at Louisiana-Monroe W 7-4
 at Louisiana-Monroe L 3-5
 Southeast Missouri State L 1-2
 at Murray State W 10-2
 Northern Iowa L 1-5
 Northern Iowa W 4-3
 Northern Iowa L 5-7
 at Missouri L 3-8
 at Missouri W15-10
 Eastern Illinois L 6-10
 Eastern Illinois W 4-3
 Eastern Illinois W 9-4
 at South Alabama* L 4-5
 at South Alabama* L 1-8
 at South Alabama* L 8-9
 Southwest Missouri State L 3-10
 Western Kentucky* L 3-7
 Western Kentucky* L 4-7
 at Oklahoma State L 8-10
 Arkansas-Little Rock* W 5-4
 Arkansas-Little Rock* W 10-4
 Arkansas-Little Rock* W 13-3
 at Southeast Missouri State W 6-1
 Lambuth W 11-4
 Florida International* L 1-15
 Florida International* W 5-3
 Florida International* W 8-4
 Mississippi L 1-8
 at New Orleans* L 4-6
 at New Orleans* W 11-5
 at New Orleans* L 4-5
 at Memphis L 5-8
 Murray State W 3-2
 New Mexico State* L 2-5
 New Mexico State* L 2-4
 New Mexico State* W 4-3
 at Middle Tennessee* W 4-2
 at Middle Tennessee* L 4-6
 at Middle Tennessee* L 3-6
 Memphis L 4-9
 at Southwest Missouri State L 4-8
 at Tennessee-Martin W 10-6
 Tennessee-Martin L 1-2
 Mississippi L 4-12
 at Louisiana-Lafayette* L 6-8
 at Louisiana-Lafayette* L 3-4
 at Louisiana-Lafayette* W 9-6
 Sun Belt Conference Tournament
 (Mobile, Ala.)
 Louisiana-Lafayette W 10-3
 New Mexico State L 2-3
 Western Kentucky L 8-9
 * - Sun Belt Conference Game

**2003- Keith Kessinger
 won 24, Lost 31 (.436)**

Harding W 6-5
 UTA Invitational
 (Arlington, Texas)
 vs. Southwest Missouri State L 3-6
 vs. New Mexico L10-12
 at Texas-Arlington L 6-10
 at McNeese State L 4-16
 at McNeese State L 7-8
 at McNeese State W 9-3
 Northwestern State L 0-8
 Northwestern State L 2-6
 Northwestern State W 3-2
 Southeast Missouri State W 7-3
 Lamar L 4-11
 Lamar L 2-3
 Lamar W 5-3
 at Mississippi W 3-2
 Southwest Missouri State L 2-9
 Southwest Missouri State L12-13
 Southwest Missouri State W 6-2
 Christian Brothers W 15-4
 New Orleans* W 9-2
 New Orleans* W 4-3
 New Orleans* W 3-2
 at Tennessee-Martin L 3-6
 #25 South Alabama* W 7-1
 #25 South Alabama* W 6-2
 #25 South Alabama* L 2-11
 Memphis W 8-4
 Murray State W 4-2
 at Western Kentucky* L 1-2
 at Western Kentucky* W 6-1
 at #17 Oklahoma State L 3-8
 Middle Tennessee* L 2-4
 Middle Tennessee* L 6-7
 Middle Tennessee* W 5-1
 at Southeast Missouri State L 6-7
 at New Mexico State* W 9-7
 at New Mexico State* L 5-14
 at New Mexico State* L13-15
 at Memphis W 14-1
 Arkansas-Pine Bluff L 2-3
 Arkansas-Pine Bluff W 10-2
 Mississippi W 8-5
 at Arkansas-Little Rock* L 2-4
 at Arkansas-Little Rock* L 3-14
 at Arkansas-Little Rock* L 4-5
 Tennessee-Martin W 7-2
 Louisiana-Lafayette* L 3-4
 Louisiana-Lafayette* L 8-13
 Louisiana-Lafayette* L 2-3
 at Murray State W 8-3
 at Florida International* L 3-4
 at Florida International* L 7-10
 at Florida International* W 6-4
 Sun Belt Conference Tournament
 (Lafayette, La.)
 vs. #23 South Alabama L 2-6
 vs. Florida International L 4-5
 * - Sun Belt Conference Game

**2004- Keith Kessinger
 won 29, Lost 28 (.508)**

at Northwestern State L 8-13
 at Northwestern State L 2-8
 at Northwestern State W 9-5
 Tennessee-Martin W 2-1
 Illinois-Chicago W 5-4
 Illinois-Chicago L 4-6
 Illinois-Chicago L 4-6
 Southeast Missouri L 9-12
 at Lipscomb W 4-3
 at Vanderbilt L 2-12
 at Belmont W 8-3
 Northern Iowa W 3-2
 Northern Iowa W 2-1
 Northern Iowa W 4-3
 Murray State W 10-5
 at #10 Ole Miss W 11-7
 at Lamar L 0-5
 at Lamar L 0-2
 at Lamar L 0-2
 Eastern Illinois W 7-2
 Eastern Illinois W 10-3
 Eastern Illinois W 8-0
 at New Orleans* L 3-5
 at New Orleans* L 8-9
 at New Orleans* L 8-13
 Memphis W 8-2
 at South Alabama* L 0-9
 at South Alabama* W 9-6
 at South Alabama* L 4-14
 at Murray State W 10-8
 Western Kentucky* L 4-10
 Western Kentucky* L10-17
 Western Kentucky* W 10-6
 at #7 Ole Miss L 8-9

at Middle Tennessee* W 9-4
 at Middle Tennessee* L 8-9
 at Middle Tennessee* L 4-6
 #6 Ole Miss W 7-6
 New Mexico State* L10-13
 New Mexico State* W 5-4
 New Mexico State* L 5-9
 Arkansas-Pine Bluff W 17-7
 Arkansas-Pine Bluff W 13-5
 at Tennessee-Martin W 19-2
 Arkansas-Little Rock* W 6-4
 Arkansas-Little Rock* L 1-3
 Arkansas-Little Rock* L 6-8
 at Southeast Missouri L 4-6
 at Louisiana-Lafayette* W12-11
 at Louisiana-Lafayette* W 7-2
 at Southwest Missouri State W 14-3
 at Southwest Missouri State W 6-4
 Florida International* W 6-5
 Florida International* L 0-1
 Florida International* L 3-7
 Sun Belt Conference Tournament
 (Mobile, Ala.)
 vs. Middle Tennessee L 2-12
 vs. New Mexico State L 3-6
 * - Sun Belt Conference Game

**2005- Keith Kessinger
 won 33, Lost 23 (.589)**

Arkansas-Pine Bluff W 13-3
 Arkansas-Pine Bluff W 16-4
 Arkansas-Pine Bluff W 13-0
 at #15 Mississippi L 0-10
 UTA Invitational
 (Arlington, Texas)
 vs. Kansas State W 6-5
 vs. Northwestern W 4-0
 at Texas-Arlington W 9-3
 Murray State W 7-4
 at Louisiana-Monroe W 4-1
 at Louisiana-Monroe L 3-11
 at Louisiana-Monroe W 5-0
 Tennessee-Martin W 18-4
 Wisconsin-Milwaukee L 3-7
 Wisconsin-Milwaukee W 6-3
 Wisconsin-Milwaukee W 3-2
 South Dakota State W 14-1
 at Southern Mississippi L 6-11
 at Southern Mississippi L 6-13
 at Southern Mississippi L 5-7
 Southwest Missouri State W 6-3
 Eastern Illinois W 7-3
 Eastern Illinois W 1-0
 Eastern Illinois W18-10
 at Florida International* L 2-6
 at Florida International* L 2-5
 at Florida International* W13-12
 at Southeast Missouri W 9-0
 #17 Louisiana-Lafayette* W 6-2
 #17 Louisiana-Lafayette* L 1-6
 #17 Louisiana-Lafayette* L 5-8
 vs. Tennessee-Martin W 7-1
 at Arkansas-Little Rock* W 6-1
 at Arkansas-Little Rock* W 7-6
 at Arkansas-Little Rock* W18-10
 at Murray State L 3-5
 Crichton College L 2-3
 Southeast Missouri W 3-2
 at New Mexico State* L16-18
 at New Mexico State* L10-21
 at New Mexico State* L12-15
 Middle Tennessee* W13-12
 Middle Tennessee* (7 inn) W 8-2
 Middle Tennessee* L 4-8
 at Western Kentucky* W 10-6
 at Western Kentucky* (7 inn) L10-13
 at Western Kentucky* W 16-9
 at Memphis W 10-1
 South Alabama* W 13-1
 South Alabama* W 4-1
 South Alabama* L 5-10
 Memphis L 1-5
 New Orleans* W 8-3
 New Orleans* W16-14
 New Orleans* L 6-14
 Sun Belt Conference Tournament
 (Miami, Fla.)
 at Florida International (8 inn) L 8-18
 vs. New Orleans L 9-15
 * - Sun Belt Conference Game

**2006- Keith Kessinger
 won 22, Lost 30 (.423)**

Henderson State W 13-8
 Southeast Missouri W 4-3
 Akron L 2-7
 Akron W12-10
 at Murray State W 11-0
 Cardinal Classic
 (Beaumont, Texas)

YEAR-BY-YEAR RESULTS

vs. Kentucky W 7-3
 vs. Michigan State W 9-8
 at Lamar L 8-11
 at #18 Mississippi W 14-9
 at #8 Mississippi State L 7-16
 at #8 Mississippi State L 4-10
 at #8 Mississippi State L 4-5
 Tennessee-Martin W 12-3
 Tennessee-Martin (7 inn) L 4-5
 at Missouri State L 7-16
 at Missouri State L 0-14
 at Missouri State W 13-3
 Mississippi L 8-10
 Samford W 11-3
 Samford (10 inn) W11-10
 Samford L 0-13
 Memphis W 5-3
 Florida International* L 4-8
 Florida International* L 6-11
 Florida International* W 7-4
 at Louisiana-Lafayette* L 1-10
 at Louisiana-Lafayette* L 4-8
 at Louisiana-Lafayette* L 2-6
 Murray State W 6-5
 Arkansas-Little Rock* W 6-5
 Arkansas-Little Rock* W 21-2
 Arkansas-Little Rock* W 6-5
 at Memphis L 2-6
 Freed-Hardeman W 8-0
 Freed-Hardeman W 8-7
 at Tennessee-Martin L 5-11
 #29 Troy* L 7-10
 #29 Troy* L 2-9
 #29 Troy* L 6-11
 at Middle Tennessee* L 8-18
 at Middle Tennessee* L 4-7
 Western Kentucky* W 21-4
 Western Kentucky* L 6-7
 Western Kentucky* W15-12
 at South Alabama* L 3-4
 at South Alabama* W14-12
 at South Alabama* L 1-4
 at New Orleans* L 7-8
 at New Orleans* L 0-2
 at New Orleans* L10-12
 Sun Belt Conference Tournament
 [Bowling Green, Ky.]
 vs. Louisiana-Lafayette L 7-8
 vs. South Alabama L 3-5
 * - Sun Belt Conference Game

2007 - Keith Kessinger won 20, Lost 32 [363]
 at Samford L 1-8
 at Samford L 0-2
 at Samford W 7-5
 at Central Arkansas L 5-14
 vs Creighton L 3-6
 vs Northwestern W 8-5
 at Lamar L 5-8
 at Murray State W 12-7*
 Bradley W 11-3
 Bradley W 7-0
 Bradley L 5-11
 Southeast Missouri State W 6-5
 Jackson State W11-10*
 New Orleans* W12-10
 New Orleans* L 6-12
 New Orleans* L 4-18
 Mississippi L 1-14
 at South Alabama * L 5-9
 at South Alabama * W 6-0
 at South Alabama * L14-15
 Missouri State L 0-5
 Missouri State L 4-12
 Middle Tennessee * (10 inn) W 7-6
 Middle Tennessee * (10 inn) L 3-4
 Middle Tennessee * (14 inn) L 5-7
 at Tennessee-Martin L 3-8
 at Florida Atlantic * L 2-5
 at Florida Atlantic * L 5-6
 at Florida Atlantic * W 9-6
 at #10 Mississippi L 3-19
 Murray State W 9-8
 Florida International * L 3-5
 Florida International * W 4-0
 Florida International * W 6-5*
 at #14 Oklahoma State L 2-6
 at #14 Oklahoma State L 2-21
 at Western Kentucky * W 8-5
 at Western Kentucky * L 3-10
 at Western Kentucky * W 6-4
 Tennessee-Martin W 6-1
 Central Arkansas W 4-2
 Troy * L 0-7
 Troy * L 4-6
 Troy * L 1-4
 at Louisiana-Lafayette* (11 inn) L 5-6
 at Louisiana-Lafayette* L 7-11
 at Louisiana-Lafayette* W 4-2

Memphis L 5-10
 at Memphis L 7-8
 Louisiana-Monroe* W 7-5
 Louisiana-Monroe* L 3-12
 Louisiana-Monroe* W17-13
 at Arkansas-Little Rock* L 1-2
 at Arkansas-Little Rock* W 10-3
 at Arkansas-Little Rock* W 4-1
 * - Sun Belt Conference Game
 ^ - 3 wins later vacated due to NCAA sanctions. Actual on-field record was 23-32.

2008 - Keith Kessinger won 20, Lost 34, Tied 1 [363]
 Service Academies Spring Classic
 [Millington, Tenn.]
 vs. Ohio State L 3-7
 vs. Seton Hall W 6-3
 vs. Navy W 8-1
 Williams Baptist W 6-1
 Cardinal Classic
 [Beaumont, Texas]
 vs. Kansas State W 2-1
 at Lamar L 3-10
 vs. Michigan State L 5-6
 at Lamar L 0-4
 at #2 Mississippi W 7-5
 at Louisiana-Lafayette* W 3-0
 at Louisiana-Lafayette* W 9-5
 at Louisiana-Lafayette* W 9-2
 Memphis L 0-3
 Harris-Stowe State W 3-2
 Harris-Stowe State W 10-4
 Middle Tennessee* W 6-5
 Middle Tennessee* L 1-2
 Middle Tennessee* (10 inn) L 6-7
 at Missouri State L 4-9
 Louisiana-Monroe* L 1-3
 Louisiana-Monroe* W15-10
 Louisiana-Monroe* L 3-6
 at Tennessee-Martin W 12-6
 at Memphis W 7-4
 at South Alabama* L 9-17
 at South Alabama* L 4-10
 at South Alabama* L 7-8
 Tennessee-Martin L 8-9
 Southern Illinois L 3-10
 at Troy* L 4-8
 at Troy* L 4-7
 at Troy* L 2-8
 at Southeast Missouri W 8-3
 at #29 Southern Miss L 3-6
 at #29 Southern Miss L 7-8
 at #29 Southern Miss L 3-6
 Murray State W 3-2
 at Western Kentucky* L 1-8
 at Western Kentucky* L 6-7
 at Western Kentucky* L 5-13
 Southeast Missouri L 3-12
 #29 Mississippi L 4-9
 New Orleans* L 2-5
 New Orleans* L 5-7
 New Orleans* L 3-26
 Florida International* W 3-2
 Florida International* L 2-11
 Florida International* W 7-1
 at Florida Atlantic* W 8-2
 at Florida Atlantic* L 3-20
 at Florida Atlantic* T11-11
 at Murray State W 5-2
 Arkansas-Little Rock* L 1-3
 Arkansas-Little Rock* L 0-8
 Arkansas-Little Rock* L 5-15
 * - Sun Belt Conference Game

2009 - Tommy Raffo won 23, Lost 30 [434]
 UT Arlington Invitational
 [Arlington, Texas]
 vs. Texas State (10 inn) W 4-3
 at UT Arlington L 4-5
 vs. Siena L 1-5
 vs. Texas State L 2-3
 SIU-Edwardsville W19-12
 at #14 Mississippi L 5-11
 at Murray State L 5-11
 Louisiana-Lafayette* W 2-0
 Louisiana-Lafayette* L 2-3
 Louisiana-Lafayette* (10 inn) W 3-2
 Harris Stowe W 11-1
 Harris Stowe W 3-2
 at Middle Tennessee* (10 inn) L 8-10
 at Middle Tennessee* L 3-14
 at Middle Tennessee* L 3-10
 Williams Baptist W 17-9
 #12 Mississippi L 1-7
 at ULM* W 14-4
 at ULM* (11 inn) W 6-4
 at ULM* (10 inn) L 8-10

at Southern Illinois L 3-10
 South Alabama* W 8-7
 South Alabama* L 3-10
 South Alabama* W 7-2
 at #15 Mississippi L 6-9
 Southeast Missouri State W 12-1
 Troy* L 2-5
 Troy* L 3-7
 Troy* L 7-12
 vs. Memphis L 8-16
 Memphis (10 inn) W 8-7
 Chicago State W 15-0
 Chicago State W 16-9
 Missouri State L 3-4
 Missouri State L 2-14
 Western Kentucky* (10 inn) L 2-3
 Western Kentucky* W 8-6
 Western Kentucky* L 0-3
 at Tennessee-Martin L 2-6
 at Southeast Missouri State W17-11
 at New Orleans* L 2-4
 at New Orleans* L 6-13
 at New Orleans* W 9-3
 at Florida International* W 13-1
 at Florida International* L 5-11
 at Florida International* L 4-10
 Florida Atlantic* L 5-9
 Florida Atlantic* W 11-4
 Florida Atlantic* L 6-10
 Murray State W 4-2
 at Arkansas-Little Rock* W 10-7
 at Arkansas-Little Rock* W 6-2
 at Arkansas-Little Rock* L 3-6
 * - Sun Belt Conference Game

2010 - Tommy Raffo won 30, Lost 28 [517]
 Southern Illinois W 14-5
 Southern Illinois W 5-3
 at #17 Ole Miss L 2-3
 Wisconsin-Milwaukee W 6-5
 Wisconsin-Milwaukee (10 inn) W 4-3
 Wisconsin-Milwaukee W 11-4
 Wisconsin-Milwaukee W 8-0
 Portland L 3-8
 Portland L 4-5
 IPFW L 1-2
 at Murray State W 17-8
 at Louisiana-Lafayette* L 5-13
 at Louisiana-Lafayette* W 6-2
 at Louisiana-Lafayette* W 13-9
 at Missouri State L 1-2
 at Missouri State W 5-4
 Middle Tennessee* (10 inn) W 4-3
 Middle Tennessee* L 5-8
 Middle Tennessee* L 0-2
 at Southeast Missouri L 4-6
 at New Orleans* W 14-6
 at New Orleans* W 7-6
 at New Orleans* W 17-3
 Memphis W 6-5
 #18 Western Kentucky* L 3-4
 #18 Western Kentucky* W 6-4
 #18 Western Kentucky* W 3-1
 at UT Martin L12-17
 at ULM* W 15-3
 at ULM* W 10-6
 at ULM* W 8-1
 Southeast Missouri W 9-6
 at Evansville L 4-5
 at Evansville L 4-7
 at Evansville L 5-9
 at Memphis L 5-15
 South Alabama* (10 inn) W 9-8
 South Alabama* L 4-9
 South Alabama* L 6-7
 at Florida Atlantic* L 2-3
 at Florida Atlantic* L 0-8
 at Florida Atlantic* L 2-3
 UT Martin W 8-3
 Florida International* (10 inn) W 8-7
 Florida International* L 2-15
 Florida International* W 5-4
 #15 Ole Miss (10 inn) L 2-5
 at Troy* W 5-4
 at Troy* L 6-11
 at Troy* L 3-9
 UALR* (10 inn) L 3-6
 UALR* W 16-8
 UALR* L10-14
 Sun Belt Conference Tournament
 [Murfreesboro, Tenn.]
 vs. Louisiana-Lafayette W 8-6
 vs. Troy W 12-2
 vs. Troy L 5-12
 vs. Troy (11 inn) L 8-12
 * - Sun Belt Conference Game

2011 - Tommy Raffo won 27, Lost 31, Tied 1 [466]
 Auburn Invitational
 [Auburn, Ala.]
 at #23 Auburn L 5-12
 vs. UAB L 3-5
 vs. #13 Virginia L 2-8
 Murray State W 8-4
 at Mississippi L 3-4
 Evansville W 10-5
 Evansville L 1-4
 Evansville L 2-3
 Southern Illinois W 4-3
 at Murray State W 5-1
 Creighton L 2-5
 Creighton L 0-6
 Creighton W 8-6
 Missouri State W 6-5
 Austin Peay W 11-2
 Austin Peay W 6-1
 Austin Peay L 2-9
 UT Martin W 5-3
 at UALR* W 11-5
 at UALR* L 0-1
 at UALR* L 6-7
 Lyon College W 12-5
 Louisiana-Lafayette* L 9-10
 Louisiana-Lafayette* W 11-7
 Louisiana-Lafayette* L 4-10
 at SIU-Edwardsville L 1-2
 at SIU-Edwardsville L 5-6
 #21 Troy* L 0-1
 #21 Troy* L 1-2
 #21 Troy* L 3-5
 Southeast Missouri L 5-8
 at ULM* W 13-2
 at ULM* (10 inn) L 7-8
 at ULM* W 13-3
 at Memphis (10 inn) W 9-8
 Memphis W 5-4
 at Western Kentucky* (13 inn) L 2-3
 at Western Kentucky* L 2-13
 at Western Kentucky* (10 inn) W 4-3
 at Southeast Missouri L 7-13
 Florida Atlantic* W 2-1
 Florida Atlantic* L 3-5
 Florida Atlantic* W 7-3
 Middle Tennessee* W 6-5
 Middle Tennessee* (11 inn) W 7-6
 Middle Tennessee* W 11-4
 Mississippi L 9-11
 at South Alabama* L 5-10
 at South Alabama* (10 inn) L 7-8
 at South Alabama* L 4-7
 at Florida International* L 2-3
 at Florida International* L 1-6
 at Florida International* T 8-8
 UALR* W 6-4
 UALR* W 6-4
 UALR* W 9-1
 Sun Belt Conference Tournament
 [Monroe, La.]
 vs. Florida International* (10inn) L 10-13
 vs. Louisiana-Lafayette W 3-0
 vs. South Alabama W 12-9
 * - Sun Belt Conference Game

2012 - Tommy Raffo won 34, Lost 23 [596]
 Lamar Invitational
 [Beaumont, Texas]
 at Lamar L 1-2
 vs. Stephen F. Austin RainOut
 atLamar L 2-10
 at Ole Miss L 1-8
 Murray State W 11-3
 Evansville W 4-2
 Evansville W 5-4
 Evansville L 1-5
 Evansville W 3-2
 South Dakota State W 15-5
 South Dakota State W 12-7
 South Dakota State W 10-1
 SIU-Edwardsville L 3-5
 SIU-Edwardsville L 2-5
 Clark Peay Invitational
 [Clarksville, Tenn.]
 vs. Dayton W 9-3
 vs. Northern Illinois L 5-6
 at Austin Peay (11 inn) L 9-10
 UALR* W 7-3
 UALR* (10 inn) W 3-2
 UALR* W 8-4
 at Memphis L 1-7
 at Louisiana-Lafayette* L 2-9
 at Louisiana-Lafayette* W 6-4
 at Louisiana-Lafayette* W 8-7
 Southeast Missouri W 10-5
 UABP W 4-2
 at Troy* L 6-7

at Troy* W 16-8
 at Troy* W 5-4
 at Missouri State L 2-5
 at Missouri State L 5-12
 Louisiana-Monroe* W 7-6
 Louisiana-Monroe* L 0-9
 Louisiana-Monroe* L 1-9
 Memphis W 4-2
 Western Kentucky* W 5-0
 Western Kentucky* L 3-8
 Western Kentucky* W 6-3
 at Southeast Missouri L 3-5
 at Florida Atlantic* RainOut
 at Florida Atlantic* RainOut
 at Florida Atlantic* L 2-6
 at Middle Tennessee* W 8-5
 at Middle Tennessee* W 8-5
 at Middle Tennessee* L 3-5
 South Alabama* W 8-1
 South Alabama* W 6-1
 South Alabama* W 2-1
 vs. UAPBB W 7-3
 Florida International* W 7-4
 Florida International* L 7-10
 Florida International* L 5-16
 #22 Ole Miss W 10-5
 at UALR* W 8-5
 at UALR* W 10-8
 at UALR* W 7-3
 Sun Belt Conference Tournament
 [Bowling Green, Ky.]
 vs. Middle Tennessee (7 inn) W 12-1
 vs. Troy L 3-8
 vs. Florida International W 12-4
 vs. Louisiana-Monroe L 2-4
 8 - State Farm Classic (Little Rock, Ark.)
 * - Sun Belt Conference Game

2013 - Tommy Raffo won 28, Lost 31 [475]
 Bradley W 10-5
 Bradley W 10-1
 Bradley W 12-2
 at Memphis (10 inn) W 3-2
 Lyon College Rain Out
 Western Illinois L 1-2
 Western Illinois W 6-3
 Western Illinois W 14-6
 at #2 Vanderbilt L 3-7
 at Sam Houston State W 5-3
 at Sam Houston State L 1-8
 at Sam Houston State L 6-11
 UT Martin W 9-0
 UAB (11 inn) W 2-1
 UAB W 8-1
 UAB L 2-4
 Missouri State (11 inn) L 2-6
 Missouri State W 7-5
 at UALR* W 6-3
 at UALR* W 9-7
 at UALR* W 7-5
 at Missouri L 1-5
 at Missouri W 10-3
 Florida Atlantic* (10 inn) W 3-2
 Florida Atlantic* L 5-10
 Florida Atlantic* L 2-3
 at #11 Ole Miss L 4-10
 at Florida International* L 0-1
 at Florida International* L 7-8
 at Florida International* (11 inn) L 6-9
 Southeast Missouri W 9-8
 Western Kentucky* W 6-0
 Western Kentucky* L 2-4
 Western Kentucky* W 5-3
 Central Arkansas Rain Out
 South Alabama* L 2-6
 South Alabama* L 2-20
 South Alabama* L 1-4
 at Southeast Missouri (12 inn) W 5-4
 at Louisiana-Monroe* W 7-5
 at Louisiana-Monroe* W 6-2
 at Louisiana-Monroe* L 1-3
 #16 Ole Miss L 1-11
 Middle Tennessee* W 4-3
 Middle Tennessee* W 13-9
 Middle Tennessee* (13 inn) L 1-2
 Memphis L 0-6
 at Louisiana-Lafayette* L 4-11
 at Louisiana-Lafayette* L 6-14
 at Louisiana-Lafayette* L 1-8
 at Tennessee L 3-12
 at #25 Troy* L 0-1
 at #25 Troy* L 3-4
 at #25 Troy* W15-14
 UALR* W 3-2
 UALR* L 4-5
 UALR* L 1-8
 Sun Belt Conference Tournament
 [Lafayette, La.]

vs. Troy L 2-3
 vs. Western Kentucky W 10-4
 vs. Troy W 3-2
 vs. Florida Atlantic L 4-5
 * - Sun Belt Conference Game

**2014 - Tommy Raffo
 won 32, Lost 27 (.542)**

Miami (Ohio) W 3-0
 Miami (Ohio) W 18-8
 Miami (Ohio) W 13-3
 Arkansas-Monticello L 0-2
 Illinois State L 3-4
 Illinois State L 2-3
 Illinois State L 7-9
 Illinois State W 14-8
 Southeast Missouri W 8-3
 at UAB L 0-5
 at UAB L 1-3
 at UAB W 5-3
 Creighton L 3-7
 Creighton L 4-5
 Creighton W 6-2
 at Murray State W 27-7
 JALR* W 3-0
 JALR* W 5-3
 JALR* (14 inn) W 4-3
 at #14 Ole Miss L 3-4
 at UT Arlington* W 5-1
 at UT Arlington* L 2-6
 at UT Arlington* W14-10
 Memphis W 10-7
 at Missouri State L 4-5
 Texas State* (12 inn) L 3-4
 Texas State* W 5-4
 Texas State* W 4-1
 at SEMO L 0-7
 at Western Kentucky* L 6-8
 at Western Kentucky* L 6-9
 at Western Kentucky* W 7-5
 Central Arkansas W 3-0
 at South Alabama* L 0-5
 at South Alabama* (14 inn) W 7-6
 at South Alabama* W 3-2
 at Memphis W 6-4
 Louisiana-Monroe* W 8-4
 Louisiana-Monroe* W 11-7
 Louisiana-Monroe* W 10-9
 at Central Arkansas L 3-4
 at Georgia State* L 1-5
 at Georgia State* (10 inn) L 6-7
 at Georgia State* W 10-6
 Murray State W 7-6
 #2 Louisiana-Lafayette* L 5-6
 #2 Louisiana-Lafayette* L 0-7
 #2 Louisiana-Lafayette* W 6-4
 Troy* L 1-2
 Troy* W 10-7
 Troy* W 8-5
 #11 Ole Miss L 9-16
 at UALR* L 2-5
 at UALR* L 2-4
 at UALR* W 7-2
 Sun Belt Conference Tournament
 (Mobile, Ala.)
 vs. Troy (13 inn) L 3-4
 at South Alabama W 4-3
 vs. Troy (7 inn) W 12-0
 vs. UT Arlington L 7-8
 * - Sun Belt Conference Game

**2015 - Tommy Raffo
 won 27, Lost 30 (.474)**

Illinois State L 0-3
 Illinois State W 13-4
 Illinois State W 11-5
 Illinois State Cancelled
 vs. #7 Louisville* W 8-2
 vs. #7 Louisville* W 4-1
 vs. #7 Louisville* L 8-14
 at #18 Ole Miss L 1-2
 at Houston Baptist W 3-2
 at Houston Baptist W 13-2
 at Houston Baptist W 2-1
 vs. UT Arlington*% L 4-6
 vs. UT Arlington*% W 8-0
 vs. UT Arlington*% L 3-4
 Missouri State Cancelled
 Missouri State L 3-6
 Georgia State* (12 inn) L 4-5
 Georgia State* L 3-6
 Georgia State* Cancelled
 at Memphis L 2-5
 at Georgia Southern* (13 inn) W 3-1
 at Georgia Southern* (11 inn) L 2-3
 at Georgia Southern* L 3-6
 at Murray State W 14-6
 Southeast Missouri L 5-6
 at Louisiana-Lafayette* W 10-4
 at Louisiana-Lafayette* L 6-9

at Southeast Missouri W12-10
 Tennessee L 4-7
 South Alabama* L10-13
 South Alabama* W 4-1
 South Alabama* L 1-2
 at Southern Illinois W 10-8
 at Troy* L 1-3
 at Troy* L 2-4
 at Troy* L 5-6
 Central Arkansas Rain Out
 at ULM* L 2-3
 at ULM* W 11-3
 at ULM* L 2-3
 Murray State W 11-5
 Appalachian State* W 6-1
 Appalachian State* L 3-6
 Appalachian State* W 7-6
 #24 Memphis L 3-8
 at Kansas State W 11-6
 at Kansas State L 5-16
 at Kansas State L 6-12
 at Central Arkansas (13 inn) W 8-6
 at Texas State* W 8-5
 at Texas State* W12-10
 at Texas State* W11-10
 Ole Miss L 3-17
 UALR* W 11-7
 UALR* (14 inn) W 4-3
 UALR* L 3-4
 Sun Belt Conference Tournament
 (Troy, Ala.)
 vs. South Alabama L 2-6
 vs. Georgia Southern W 6-1
 vs. Georgia State W 6-2
 vs. South Alabama L 3-7
 ^ - Game Played in Emerson, Ga.
 % - Game Played in Jackson, Miss.
 * - Sun Belt Conference Game

**2016 - Tommy Raffo
 won 29, Lost 29 (.500)**

at UAB W 14-5
 at UAB L 0-5
 at UAB W 5-2
 at #21 Ole Miss L 3-4
 vs. Morehead State* L 1-2
 vs. Saint Louis* W 5-4
 vs. Saint Louis* W 9-2
 vs. Nebraska Omaha* (11 inn) L 3-4
 Milwaukee W 13-3
 Milwaukee W 7-4
 Milwaukee W 8-1
 Milwaukee L 2-9
 Austin Peay Cancelled
 Austin Peay Cancelled
 at UT Arlington* L 8-11
 at UT Arlington* L 0-2
 at UT Arlington* W 4-0
 Southern Illinois (10 inn) W 1-0
 at Georgia State* W 11-1
 at Georgia State* (10 inn) L 4-5
 at Georgia State* L 6-14
 at #10 Missouri State L 11-15
 Georgia Southern* L 3-8
 Georgia Southern* W 6-5
 Georgia Southern* L 7-9
 at Memphis W 11-5
 #27 Louisiana-Lafayette* W 7-6
 #27 Louisiana-Lafayette* L 2-5
 #27 Louisiana-Lafayette* L 1-6
 at Southeast Missouri L 2-4
 #28 South Alabama* L 2-8
 #28 South Alabama* L 7-12
 #28 South Alabama* L 2-3
 Southeast Missouri L 8-13
 Troy* L 1-11
 Troy* W 4-3
 Troy* L 1-8
 at Southern Illinois W 7-1
 Mississippi Valley St. Cancelled
 ULM* W 8-1
 ULM* W 12-4
 ULM* W 5-4
 UAPB W 8-3
 at Appalachian State* W 9-7
 at Appalachian State* L 2-9
 at Appalachian State* L 4-6
 Northwestern State L 3-8
 Northwestern State L 3-6
 Northwestern State W 4-1
 Memphis W 4-3
 Texas State* W 6-1
 Texas State* W 9-6
 Texas State* L 3-12
 #6 Ole Miss W 8-6
 at Little Rock* L 4-9
 at Little Rock* W 12-10
 at Little Rock* W 15-11
 Sun Belt Conference Tournament
 (San Marcos, Texas)

vs. Louisiana-Lafayette L 4-7
 vs. Troy W 13-12
 at Texas State W 4-3
 vs. Louisiana-Lafayette L 10-17
 ^ - Game Played in Emerson, Ga.
 * - Sun Belt Conference Game

**2017 - Tommy Raffo
 won 28, Lost 27 (.509)**

NYIT W 6-0
 NYIT W 11-5
 NYIT (7 inn) W 5-2
 NYIT W 13-5
 at #8 Ole Miss L 4-16
 Mississippi Valley State L 9-10
 at Northwestern State W 3-2
 at Northwestern State L 5-9
 at Northwestern State W 12-3
 Missouri State Cancelled
 Missouri State L 0-13
 Cincinnati W 5-4
 Cincinnati W 5-1
 Cincinnati L 4-11
 #24 Louisiana Tech L 3-19
 #24 Louisiana Tech W 6-5
 #24 Louisiana Tech Cancelled
 Southern Illinois L 2-4
 ULM* L 3-5
 ULM* W 12-6
 ULM* W 8-3
 at Austin Peay Cancelled
 at Austin Peay L 8-9
 at Coastal Carolina* L 0-5
 at Coastal Carolina* L 6-11
 at Coastal Carolina* L 1-6
 at Southern Illinois (10 inn) W 4-3
 at Texas State* W 13-7
 at Texas State* L 7-16
 at Texas State* W 8-7
 Southeast Missouri W 10-1
 at Southeast Missouri L 4-10
 Georgia State* W 14-1
 Georgia State* W 4-2
 Georgia State* W 10-5
 at Memphis W 11-4
 at Louisiana* L 0-8
 at Louisiana* L 2-13
 at Louisiana* L 2-3
 South Alabama* W12-10
 South Alabama* L 2-12
 South Alabama* L 5-15
 Memphis L 1-2
 at Appalachian State* L 6-7
 at Appalachian State* W 5-3
 at Appalachian State* W 4-1
 #23 UT Arlington* L 7-11
 #23 UT Arlington* L 3-15
 #23 UT Arlington* L 0-2
 at Georgia Southern* L 4-7
 at Georgia Southern* W 1-0
 at Georgia Southern* L 1-6
 Ole Miss W 5-0
 Little Rock* (18 inn) W 9-8
 Little Rock* W 19-2
 Little Rock* Cancelled
 Sun Belt Conference Tournament
 (Statesboro, Ga.)
 vs. Georgia State (7 inn) W 21-4
 vs. UT Arlington W 4-2
 vs. South Alabama L 2-4
 * - Sun Belt Conference Game

**2018 - Tommy Raffo
 won 20, Lost 32**

Illinois State W 1-0
 Illinois State L 3-18
 Illinois State W 4-11
 SEMO W 7-6
 Mississippi Valley State W 7-6
 at New Orleans L 1-2 (11)
 at New Orleans W 12-3
 at New Orleans W 6-3
 UT Martin W 13-5
 at Missouri State L 4-12
 at Missouri State W 4-1
 at Missouri State L 4-5
 Southern Illinois W 9-8
 #30 Coastal Carolina L 1-3
 #30 Coastal Carolina L 14-26
 #30 Coastal Carolina L 3-8
 at #25 Missouri L 1-11
 at #25 Missouri L 9-14
 at UL-Monroe L 0-2
 at UL-Monroe W 31-7
 at UL-Monroe L 0-4
 Louisiana W 8-7
 Louisiana W 14-2
 Louisiana L 1-6
 at Georgia State L 3-12
 at Georgia State L 7-16

at Georgia State L 3-2
 at Memphis L 1-4
 Memphis L 3-6
 at UT Arlington-DH W 6-4
 at UT Arlington-DH L 2-4
 at UT Arlington L 2-11
 at #7 Ole Miss L 3-10
 Troy L 3-4
 Troy-DH L 10-13
 Troy-DH L 9-12
 Central Arkansas W 12-5
 at South Alabama W 6-3
 at South Alabama W 6-3
 at South Alabama L 6-9
 Texas State W 6-1
 Texas State L 3-10
 Texas State W 2-1
 at Central Arkansas L 3-14
 Georgia Southern W 6-5
 Georgia Southern L 5-10
 Georgia Southern L 1-4
 #4 Ole Miss L 8-15
 at Little Rock W 7-6
 at Little Rock W 7-6
 at Little Rock L 2-6
 UT-Arlington L 4-5

**2019 - Tommy Raffo
 won 26, Lost 29**

Stephen F. Austin L 2-4
 Stephen F. Austin W 11-2
 Stephen F. Austin W 7-6
 at #10 Ole Miss L 3-15
 Valporasio W 7-6
 Valporasio W 7-1
 Valporasio W 4-1
 at Louisiana Tech L 4-9
 at Louisiana Tech L 4-5
 at Louisiana Tech L 6-8
 at Central Arkansas W 9-6
 Missouri State W 14-2
 Missouri State W 16-4
 Missouri State W 6-4
 at Mizzou L 1-6
 at Mizzou L 4-14
 at Troy W 9-3
 at Troy W 10-6
 at Troy W 10-4
 South Alabama W 6-0
 South Alabama L 6-11
 South Alabama W 8-1
 at SEMO W 11-2
 at #10 Coastal Carolina W 4-2
 at #10 Coastal Carolina L 0-6
 at #10 Coastal Carolina W 8-1
 Southern Illinois L 3-4
 Memphis L 4-7
 at Louisiana W 12-6
 at Louisiana L 5-14
 at Louisiana L 1-6
 Central Arkansas W 6-4
 UT Arlington L 3-4
 UT Arlington L 3-5
 UT Arlington L 1-6
 SEMO W 8-4
 at Texas State L 14-16
 at Texas State L 3-5
 at Texas State L 1-6
 ULM L 4-11
 ULM W 4-3
 ULM L 2-4
 at Memphis L 9-11
 APP W 10-2
 APP W 27-8
 APP L 4-7
 at Georgia Southern L 6-10
 at Georgia Southern L 6-17
 at Georgia Southern L 6-5
 Little Rock L 1-2
 Little Rock L 0-8
 Little Rock L 9-13

ALL-TIME CONFERENCE STANDINGS

| 2008 | | | | | 2002 | | | | |
|---|-------|------|-------|------|-------------------------------------|-------|------|-------|------|
| | W L | PCT. | W L | PCT. | | W L | PCT. | W L | PCT. |
| *Louisiana-Monroe | 20 10 | .667 | 34 24 | .586 | SOUTH ALABAMA** | 17 5 | .772 | 42 19 | .689 |
| New Orleans | 18 11 | .621 | 43 21 | .672 | LOUISIANA-LAFAYETTE* | 17 7 | .708 | 39 23 | .629 |
| Troy | 18 12 | .600 | 32 26 | .552 | WESTERN KENTUCKY | 14 9 | .609 | 38 20 | .655 |
| Florida Atlantic | 15 12 | .554 | 32 27 | .542 | FLORIDA INTERNATIONAL^ | 13 11 | .542 | 41 20 | .672 |
| *#Western Kentucky | 16 14 | .533 | 33 27 | .550 | NEW ORLEANS | 12 12 | .500 | 31 28 | .525 |
| Louisiana-Lafayette | 16 14 | .533 | 30 29 | .508 | NEW MEXICO STATE+^ | 10 14 | .417 | 37 25 | .597 |
| South Alabama | 15 15 | .500 | 33 25 | .569 | ARKANSAS STATE | 9 14 | .391 | 23 35 | .379 |
| Middle Tennessee | 13 16 | .448 | 27 29 | .482 | MIDDLE TENNESSEE | 8 16 | .333 | 26 30 | .464 |
| Florida International | 12 18 | .400 | 20 36 | .357 | ARKANSAS-LITTLE ROCK 5 17 | | .227 | 19 35 | .352 |
| Arkansas-Little Rock | 10 18 | .357 | 16 32 | .333 | | | | | |
| Arkansas State | 8 21 | .283 | 20 34 | .373 | | | | | |
| *SBC Regular Season Champion | | | | | *SBC REGULAR SEASON CHAMPION | | | | |
| *SBC Tournament Champion | | | | | *SBC TOURNAMENT CHAMPION | | | | |
| #NCAA Tournament Participant | | | | | ^NCAA TOURNAMENT PARTICIPANT | | | | |
| 2007 | | | | | 2001 | | | | |
| | W L | PCT. | W L | PCT. | | W L | PCT. | W L | PCT. |
| *#Louisiana-Lafayette | 23 7 | .767 | 45 17 | .726 | **MIDDLE TENNESSEE | 17 10 | .630 | 41 17 | .707 |
| *#New Orleans | 16 14 | .533 | 38 26 | .594 | *#SOUTH ALABAMA | 17 10 | .630 | 45 19 | .703 |
| #Troy | 16 14 | .533 | 34 27 | .557 | *FLORIDA INTERNATIONAL | 16 11 | .593 | 43 21 | .672 |
| Middle Tennessee | 16 14 | .533 | 32 28 | .533 | WESTERN KENTUCKY | 14 13 | .519 | 32 27 | .542 |
| Louisiana-Monroe | 15 14 | .517 | 29 28 | .509 | NEW ORLEANS | 13 14 | .481 | 25 32 | .439 |
| Florida Atlantic | 15 15 | .500 | 36 22 | .621 | LOUISIANA TECH | 12 14 | .462 | 32 26 | .552 |
| Western Kentucky | 15 15 | .500 | 25 30 | .455 | ARKANSAS-LITTLE ROCK | 12 15 | .444 | 26 24 | .520 |
| South Alabama | 13 16 | .448 | 31 26 | .544 | ARKANSAS STATE | 12 15 | .444 | 22 36 | .379 |
| *Arkansas State | 12 17 | .413 | 20 32 | .384 | LOUISIANA-LAFAYETTE | 12 15 | .444 | 28 28 | .500 |
| Florida International | 12 17 | .414 | 26 29 | .473 | NEW MEXICO STATE | 9 17 | .346 | 32 23 | .582 |
| Arkansas-Little Rock | 9 20 | .310 | 21 31 | .404 | | | | | |
| *3 wins later vacated due to NCAA sanctions. Actual on-field was 23-32 overall, 13-17 in SBC. | | | | | *NCAA TOURNAMENT PARTICIPANT | | | | |
| *SBC Regular Season Champion | | | | | *SBC REGULAR SEASON CHAMPION | | | | |
| *SBC Tournament Champion | | | | | *SBC TOURNAMENT CHAMPION | | | | |
| #NCAA Tournament Participant | | | | | =SBC TOURNAMENT CHAMPION | | | | |
| 2006 | | | | | 2000 | | | | |
| | W L | PCT. | W L | PCT. | | W L | PCT. | W L | PCT. |
| **Troy | 20 4 | .833 | 47 16 | .746 | NEW ORLEANS | 20 9 | .690 | 38 25 | .603 |
| Louisiana-Lafayette | 19 5 | .792 | 39 20 | .661 | LOUISIANA-LAFAYETTE | 20 10 | .667 | 49 20 | .710 |
| *South Alabama | 16 7 | .696 | 39 21 | .650 | FLORIDA INTERNATIONAL | 15 12 | .556 | 42 20 | .677 |
| Florida International | 12 12 | .500 | 36 24 | .600 | ARKANSAS-LITTLE ROCK | 16 13 | .552 | 33 23 | .589 |
| New Orleans | 12 12 | .500 | 30 28 | .517 | *SOUTH ALABAMA | 14 15 | .483 | 27 33 | .450 |
| Middle Tennessee | 10 13 | .435 | 30 25 | .545 | LOUISIANA TECH | 13 15 | .464 | 26 29 | .473 |
| Arkansas State | 7 16 | .304 | 22 30 | .423 | WESTERN KENTUCKY | 11 18 | .379 | 24 35 | .407 |
| Western Kentucky | 5 18 | .217 | 22 30 | .423 | ARKANSAS STATE | 6 23 | .207 | 20 35 | .364 |
| Arkansas-Little Rock | 5 19 | .208 | 24 30 | .444 | | | | | |
| *SBC Regular Season Champion | | | | | *SBC TOURNAMENT CHAMPION | | | | |
| *SBC Tournament Champion | | | | | 1999 | | | | |
| ^NCAA Tournament Participant | | | | | | | | | |
| 2005 | | | | | | | | | |
| | W L | PCT. | W L | PCT. | | W L | PCT. | W L | PCT. |
| Louisiana-Lafayette** | 16 8 | .667 | 48 19 | .716 | SOUTH ALABAMA | 27 5 | .844 | 39 20 | .661 |
| South Alabama+^ | 15 9 | .625 | 35 27 | .565 | SD. WESTERN LOUISIANA | 24 9 | .727 | 42 24 | .636 |
| Florida International | 14 10 | .583 | 38 21 | .644 | WESTERN KENTUCKY | 21 12 | .636 | 38 24 | .613 |
| Middle Tennessee | 13 10 | .565 | 32 23 | .582 | *FIU | 17 16 | .515 | 44 19 | .698 |
| New Mexico State | 13 11 | .542 | 28 29 | .491 | NEW ORLEANS | 15 18 | .455 | 25 34 | .424 |
| Arkansas State | 12 12 | .500 | 33 23 | .589 | LOUISIANA TECH | 10 22 | .313 | 20 37 | .351 |
| New Orleans | 10 14 | .417 | 20 39 | .339 | ARKANSAS-LITTLE ROCK | 10 22 | .313 | 20 37 | .351 |
| Western Kentucky | 8 16 | .333 | 21 37 | .362 | ARKANSAS STATE | 6 26 | .188 | 18 38 | .321 |
| Arkansas-Little Rock | 6 17 | .261 | 23 33 | .411 | | | | | |
| *SBC Regular Season Champion | | | | | *SBC TOURNAMENT CHAMPION | | | | |
| *SBC Tournament Champion | | | | | | | | | |
| ^NCAA Tournament Participant | | | | | | | | | |
| 2004 | | | | | | | | | |
| | W L | PCT. | W L | PCT. | | W L | PCT. | W L | PCT. |
| Middle Tennessee** | 16 8 | .667 | 40 22 | .645 | 1998 | | | | |
| South Alabama* | 16 8 | .667 | 30 28 | .517 | South Alabama | 19 6 | .760 | 42 19 | .689 |
| New Orleans | 13 10 | .565 | 27 28 | .491 | *Southwestern Louisiana | 24 9 | .727 | 42 24 | .639 |
| Louisiana-Lafayette | 11 11 | .500 | 34 23 | .596 | Lamar | 15 9 | .625 | 26 27 | .491 |
| New Mexico State | 12 12 | .500 | 33 25 | .568 | Arkansas State | 14 11 | .560 | 30 20 | .600 |
| Western Kentucky+^ | 12 12 | .500 | 35 27 | .556 | New Orleans | 13 13 | .500 | 29 29 | .500 |
| Florida International | 12 12 | .500 | 29 33 | .468 | Jacksonville | 13 14 | .481 | 31 27 | .534 |
| Arkansas State | 8 15 | .348 | 29 28 | .509 | Western Kentucky | 12 14 | .462 | 27 24 | .529 |
| Arkansas-Little Rock | 6 18 | .250 | 6 32 | .333 | Texas-Pan American | 11 15 | .423 | 18 32 | .360 |
| *SBC Regular Season Champion | | | | | Louisiana Tech | | | | |
| *SBC Tournament Champion | | | | | Arkansas-Little Rock | | | | |
| ^NCAA Tournament Participant | | | | | 5 21 | | | | |
| | | | | | *SBC Tournament Champion | | | | |
| 2003 | | | | | | | | | |
| | W L | PCT. | W L | PCT. | | W L | PCT. | W L | PCT. |
| South Alabama** | 17 7 | .708 | 42 19 | .689 | 1997 | | | | |
| New Mexico State^ | 15 9 | .625 | 43 18 | .705 | Southwestern Louisiana | 22 5 | .815 | 42 17 | .712 |
| Louisiana-Lafayette | 15 9 | .625 | 30 30 | .500 | *South Alabama 1 | 5 10 | .600 | 40 17 | .702 |
| Western Kentucky | 12 11 | .522 | 34 22 | .607 | Arkansas State | 14 11 | .560 | 35 18 | .660 |
| Florida International | 12 12 | .500 | 36 23 | .610 | Louisiana Tech | 13 13 | .500 | 29 29 | .500 |
| Middle Tennessee+^ | 10 13 | .435 | 33 27 | .550 | Lamar | 13 11 | .542 | 32 19 | .625 |
| Arkansas State | 9 14 | .391 | 24 31 | .436 | Texas-Pan American | 14 12 | .538 | 30 22 | .577 |
| Arkansas-Little Rock | 9 14 | .391 | 30 26 | .536 | Jacksonville | 13 14 | .481 | 32 22 | .593 |
| New Orleans | 7 17 | .292 | 23 32 | .418 | New Orleans | 11 15 | .423 | 31 25 | .554 |
| *SBC Regular Season Champion | | | | | Western Kentucky | | | | |
| *SBC Tournament Champion | | | | | 10 17 | | | | |
| ^NCAA Tournament Participant | | | | | .370 | | | | |
| | | | | | Arkansas-Little Rock | | | | |
| | | | | | 2 22 | | | | |
| | | | | | .083 | | | | |
| | | | | | *SBC Tournament Champion | | | | |
| | | | | | 1996 | | | | |
| | W L | PCT. | W L | PCT. | | W L | PCT. | W L | PCT. |
| | | | | | *South Alabama | 22 5 | .815 | 42 17 | .712 |
| | | | | | New Orleans | 19 8 | .704 | 43 21 | .672 |
| | | | | | Southwestern Louisiana | 15 12 | .556 | 25 33 | .431 |
| | | | | | Arkansas State | 14 13 | .519 | 32 27 | .542 |
| | | | | | Jacksonville | 12 14 | .462 | 23 34 | .404 |
| | | | | | Texas-Pan American 1 | 11 5 | .423 | 25 30 | .455 |
| | | | | | Lamar | 11 16 | .407 | 26 29 | .473 |
| | | | | | Arkansas-Little Rock | 10 15 | .400 | 29 22 | .569 |
| | | | | | Western Kentucky | 9 17 | .346 | 29 26 | .527 |
| | | | | | Louisiana Tech | 9 17 | .346 | 23 31 | .426 |
| | | | | | | | | | |
| | | | | | *SBC Tournament Champion | | | | |

ALL-TIME CONFERENCE STANDINGS

| Sun Belt (1992-Present) | | | | | Lamar | | | | |
|---------------------------------|--------------|-------------|--------------|-------------|---|-------------|--------------|--------------|-------------|
| 1995 | | | | | 2 13 | | | | |
| W L | PCT. | W L | PCT. | | 4 11 | .267 | 20 31 | .394 | |
| Jacksonville | 21 6 | .778 | 41 22 | .651 | Arkansas State | .133 | 15 26 | .366 | |
| South Alabama | 20 7 | .741 | 41 17 | .707 | Southland (1964-1987) | | | | |
| Arkansas State | 20 7 | .741 | 37 20 | .649 | 1987 | | | | |
| *Lamar | 16 11 | .593 | 38 24 | .613 | W L | PCT. | W L | PCT. | |
| New Orleans | 15 11 | .577 | 36 22 | .621 | East Zone | | | | |
| Southwestern Louisiana | 12 15 | .444 | 21 24 | .467 | *Louisiana Tech | 12 4 | .750 | 43 14 | .754 |
| Arkansas-Little Rock | 8 18 | .308 | 24 28 | .462 | Northeast Louisiana | 5 8 | .385 | 22 28 | .441 |
| Texas-Pan American | 8 19 | .296 | 17 37 | .315 | Arkansas State | 4 9 | .307 | 12 23 | .343 |
| Louisiana Tech | 8 19 | .296 | 17 37 | .315 | West Zone | | | | |
| Western Kentucky | 6 21 | .222 | 21 35 | .375 | Lamar | 15 1 | .938 | 40 19 | .678 |
| *SBC Tournament Champion | | | | | McNeese State | 7 9 | .438 | 19 28 | .404 |
| 1994 | | | | | North Texas State | 2 14 | .125 | 12 48 | .200 |
| W L | PCT. | W L | PCT. | | *won conference championship series, 3 games to 1. | | | | |
| East Division | | | | | 1986 | | | | |
| South Alabama | 16 6 | .727 | 32 25 | .561 | W L | PCT. | W L | PCT. | |
| Jacksonville | 16 8 | .667 | 40 24 | .625 | Louisiana Tech | 13 5 | .722 | 36 25 | .590 |
| *Arkansas State | 14 10 | .583 | 39 25 | .609 | Texas-Arlington | 12 5 | .714 | 30 26 | .536 |
| Western Kentucky | 7 14 | .333 | 22 27 | .449 | Lamar | 9 6 | .600 | 33 23 | .589 |
| Arkansas-Little Rock | 4 19 | .174 | 21 33 | .389 | McNeese State | 9 9 | .500 | 28 24 | .538 |
| West Division | | | | | Arkansas State | 8 9 | .471 | 20 21 | .488 |
| Lamar | 16 8 | .667 | 36 23 | .610 | Northeast Louisiana | 6 12 | .333 | 25 22 | .532 |
| Southwestern Louisiana | 16 8 | .667 | 42 15 | .737 | North Texas State | 2 13 | .133 | 8 47 | .145 |
| New Orleans | 16 8 | .667 | 35 23 | .603 | 1985 | | | | |
| Louisiana Tech | 8 16 | .333 | 22 26 | .458 | W L | PCT. | W L | PCT. | |
| Texas-Pan American | 4 20 | .167 | 11 39 | .220 | Lamar | 15 2 | .883 | 35 24 | .593 |
| *SBC Tournament Champion | | | | | Louisiana Tech | 11 3 | .786 | 35 12 | .745 |
| 1993 | | | | | McNeese State | 7 6 | .538 | 21 24 | .467 |
| W L | PCT. | W L | PCT. | | Texas-Arlington | 8 9 | .471 | 35 26 | .574 |
| East Division | | | | | Northeast Louisiana | 5 8 | .393 | 26 22 | .541 |
| South Alabama | 11 6 | .647 | 37 21 | .636 | Arkansas State | 4 10 | .286 | 11 22 | .333 |
| Arkansas State | 11 10 | .524 | 33 26 | .559 | North Texas State | 3 15 | .167 | 14 53 | .209 |
| Jacksonville | 11 10 | .524 | 33 26 | .559 | 1984 | | | | |
| Western Kentucky | 11 10 | .524 | 30 22 | .577 | W L | PCT. | W L | PCT. | |
| Arkansas-Little Rock | 5 13 | .278 | 24 29 | .453 | Lamar | 16 2 | .889 | 44 22 | .667 |
| West Division | | | | | Texas-Arlington | 10 2 | .833 | 30 20 | .600 |
| *Lamar | 13 5 | .722 | 44 18 | .710 | Northeast Louisiana | 10 5 | .667 | 34 16 | .680 |
| Louisiana Tech | 11 8 | .579 | 25 25 | .500 | Louisiana Tech | 8 9 | .471 | 36 23 | .610 |
| Southwestern Louisiana | 10 9 | .526 | 25 29 | .463 | McNeese State | 8 10 | .441 | 16 30 | .348 |
| New Orleans | 9 10 | .474 | 25 28 | .472 | Arkansas State | 2 13 | .133 | 6 25 | .194 |
| Texas-Pan American | 5 16 | .238 | 23 33 | .411 | North Texas State | 2 15 | .118 | 6 48 | .111 |
| *SBC Tournament Champion | | | | | 1983 | | | | |
| 1992 | | | | | W L | PCT. | W L | PCT. | |
| W L | PCT. | W L | PCT. | | East Zone | | | | |
| East Division | | | | | *Northeast Louisiana | 11 3 | .786 | 32 21 | .604 |
| *South Alabama | 11 6 | .647 | 37 21 | .636 | Louisiana Tech | 5 8 | .385 | 20 30 | .400 |
| Western Kentucky | 10 11 | .476 | 30 23 | .566 | Arkansas State | 3 8 | .273 | 16 18 | .471 |
| Central Florida | 9 11 | .450 | 35 23 | .603 | West Zone | | | | |
| Jacksonville | 9 12 | .429 | 26 30 | .464 | #Lamar | 8 8 | .500 | 38 32 | .543 |
| Arkansas-Little Rock | 8 12 | .400 | 26 30 | .464 | Texas-Arlington | 8 8 | .500 | 20 23 | .567 |
| West Division | | | | | McNeese State | 8 8 | .500 | 22 36 | .379 |
| Louisiana Tech | 15 5 | .750 | 31 18 | .633 | *won conference championship series, 3 games to 2 | | | | |
| Southwestern Louisiana | 14 6 | .700 | 38 21 | .644 | #won west zone playoff | | | | |
| Lamar | 10 9 | .526 | 32 21 | .604 | 1982 | | | | |
| New Orleans | 10 11 | .476 | 27 27 | .500 | W L | PCT. | W L | PCT. | |
| Texas-Pan American | 6 13 | .316 | 29 23 | .550 | North Zone | | | | |
| Arkansas State | 5 16 | .238 | 22 30 | .423 | *Louisiana Tech | 7 5 | .583 | 40 26 | .606 |
| *SBC Tournament Champion | | | | | Arkansas State | 7 5 | .583 | 25 18 | .580 |
| American South (1988-1991) | | | | | Texas-Arlington | 4 8 | .333 | 37 20 | .649 |
| 1991 | | | | | South Zone | | | | |
| W L | PCT. | W L | PCT. | | #Southwestern Louisiana | 13 3 | .813 | 39 19 | .672 |
| Southwestern Louisiana | 14 5 | .778 | 49 20 | .710 | *McNeese State | 11 5 | .688 | 28 16 | .519 |
| Texas-Pan American | 13 5 | .722 | 37 21 | .638 | !Lamar | 0 16 | .000 | 12 52 | .188 |
| Central Florida | 10 8 | .555 | 41 21 | .661 | ! won conference championship series, 3 games to 0, but later forfeited title and 12 conference and 24 regular season games. | | | | |
| Louisiana Tech | 9 8 | .529 | 31 26 | .544 | * includes three forfeit wins in the regular season. | | | | |
| New Orleans | 9 9 | .500 | 26 31 | .456 | # includes six forfeit wins in the conference season. | | | | |
| Lamar | 6 11 | .353 | 18 34 | .346 | \$ includes six forfeit wins in conference season and three forfeit losses in regular season. | | | | |
| Arkansas State | 1 17 | .056 | 10 35 | .222 | 1981 | | | | |
| 1990 | | | | | W L | PCT. | W L | PCT. | |
| W L | PCT. | W L | PCT. | | North Zone | | | | |
| Southwestern Louisiana | 11 4 | .733 | 47 18 | .723 | Louisiana Tech | 9 4 | .692 | 38 23 | .623 |
| New Orleans | 11 4 | .733 | 37 27 | .578 | Texas-Arlington | 8 8 | .500 | 34 19 | .642 |
| Louisiana Tech | 8 7 | .533 | 29 31 | .483 | Arkansas State | 4 9 | .308 | 17 20 | .459 |
| Arkansas State | 7 8 | .467 | 11 38 | .224 | South Zone | | | | |
| Texas-Pan American | 5 10 | .333 | 30 24 | .556 | *Lamar | 12 4 | .750 | 54 26 | .675 |
| Lamar | 3 12 | .200 | 16 37 | .306 | Southwestern Louisiana | 11 5 | .688 | 40 23 | .635 |
| 1989 | | | | | McNeese State | 1 15 | .063 | 26 32 | .449 |
| W L | PCT. | W L | PCT. | | *won conference championship series, 3 games to 0. | | | | |
| Southwestern Louisiana | 11 4 | .733 | 49 13 | .777 | 1980 | | | | |
| New Orleans | 10 5 | .667 | 33 34 | .493 | W L | PCT. | W L | PCT. | |
| Louisiana Tech | 8 7 | .533 | 38 17 | .691 | North Zone | | | | |
| Lamar | 8 7 | .533 | 26 31 | .456 | *Louisiana Tech | 10 3 | .769 | 43 24 | .640 |
| Texas-Pan American | 6 9 | .400 | 26 27 | .491 | Texas-Arlington | 10 5 | .667 | 35 25 | .583 |
| Arkansas State | 2 13 | .133 | 11 34 | .244 | Arkansas State | 1 13 | .071 | 5 36 | .122 |
| 1988 | | | | | South Zone | | | | |
| W L | PCT. | W L | PCT. | | Lamar | 14 1 | .906 | 46 22 | .669 |
| New Orleans | 14 1 | .933 | 42 23 | .646 | McNeese State | 7 8 | .467 | 21 20 | .512 |
| Louisiana Tech | 10 4 | .714 | 42 19 | .689 | Southwestern Louisiana | 1 13 | .071 | 19 29 | .400 |
| Texas-Pan American | 8 7 | .533 | 33 25 | .569 | *won conference championship series, 4 games to 1. | | | | |
| Southwestern Louisiana | 6 8 | .429 | 41 23 | .640 | | | | | |

ALL-TIME CONFERENCE STANDINGS

| 1979 | | | | |
|------------------------|-------------|-------------|--------------|-------------|
| | W L | PCT. | W L | PCT. |
| Lamar | 15 5 | .750 | 44 16 | .730 |
| Louisiana Tech | 11 5 | .688 | 32 17 | .653 |
| McNeese State | 12 8 | .600 | 34 16 | .680 |
| Southwestern Louisiana | 8 12 | .400 | 14 32 | .304 |
| Texas-Arlington | 7 13 | .350 | 21 28 | .429 |
| Arkansas State | 3 13 | .188 | 10 25 | .286 |

| 1978 | | | | |
|------------------------|-------------|-------------|--------------|-------------|
| | W L | PCT. | W L | PCT. |
| Louisiana Tech | 16 4 | .800 | 46 19 | .708 |
| Lamar | 14 6 | .700 | 40 15 | .727 |
| Southwestern Louisiana | 13 7 | .650 | 37 15 | .712 |
| Texas-Arlington | 9 11 | .450 | 34 27 | .556 |
| Arkansas State | 6 14 | .300 | 16 31 | .340 |
| McNeese State | 2 18 | .100 | 16 31 | .340 |

| 1977 | | | | |
|------------------------|------------|-------------|--------------|-------------|
| | W L | PCT. | W L | PCT. |
| Lamar | 13 2 | .867 | 37 14 | .717 |
| McNeese State | 8 7 | .533 | 19 26 | .422 |
| Southwestern Louisiana | 7 8 | .467 | 24 20 | .545 |
| Louisiana Tech | 6 8 | .429 | 32 19 | .627 |
| Arkansas State | 6 9 | .400 | 15 34 | .306 |
| Texas-Arlington | 4 10 | .286 | 14 39 | .264 |

| 1976 | | | | |
|------------------------|------------|-------------|--------------|-------------|
| | W L | PCT. | W L | PCT. |
| Lamar | 10 5 | .667 | 35 15 | .700 |
| Arkansas State | 9 6 | .600 | 18 28 | .391 |
| McNeese State | 7 8 | .467 | 27 18 | .598 |
| Texas-Arlington | 7 8 | .467 | 29 21 | .580 |
| Southwestern Louisiana | 6 9 | .400 | 22 24 | .478 |
| Louisiana Tech | 6 9 | .400 | 20 22 | .476 |

| 1975 | | | | |
|------------------------|-------------|-------------|--------------|-------------|
| | W L | PCT. | W L | PCT. |
| Louisiana Tech | 10 5 | .667 | 32 15 | .681 |
| Lamar | 10 5 | .667 | 27 16 | .509 |
| Southwestern Louisiana | 9 6 | .600 | 22 22 | .500 |
| Texas-Arlington | 6 9 | .400 | 22 27 | .449 |
| Arkansas State | 5 10 | .333 | 17 19 | .472 |
| McNeese State | 5 10 | .333 | 16 26 | .389 |

| 1974 | | | | |
|------------------------|------------|-------------|--------------|-------------|
| | W L | PCT. | W L | PCT. |
| Louisiana Tech | 11 4 | .734 | 29 19 | .604 |
| McNeese State | 10 5 | .667 | 21 24 | .467 |
| Lamar | 9 6 | .600 | 23 31 | .523 |
| Arkansas State | 7 8 | .467 | 19 26 | .423 |
| Southwestern Louisiana | 5 10 | .333 | 22 28 | .440 |
| Texas-Arlington | 3 12 | .200 | 23 28 | .451 |

| 1973 | | | | |
|------------------------|------------|-------------|-------------|-------------|
| | W L | PCT. | W L | PCT. |
| Southwestern Louisiana | 8 4 | .667 | 14 19 | .424 |
| Arkansas State | 5 3 | .625 | 8 18 | .308 |
| Louisiana Tech | 9 7 | .563 | 27 17 | .611 |
| Texas-Arlington | 7 7 | .500 | 20 17 | .541 |
| Lamar | 6 8 | .429 | 11 15 | .423 |
| McNeese State | 5 7 | .417 | 15 16 | .484 |
| Abilene Christian | 6 10 | .375 | 13 19 | .406 |

| 1972 | | | | |
|------------------------|-------------|-------------|--------------|-------------|
| | W L | PCT. | W L | PCT. |
| Southwestern Louisiana | 15 3 | .823 | 33 8 | .805 |
| Trinity | 12 3 | .800 | 32 6 | .843 |
| Louisiana Tech | 11 6 | .648 | 34 14 | .709 |
| Texas-Arlington | 8 9 | .471 | 18 25 | .419 |
| Lamar | 6 12 | .333 | 9 25 | .265 |
| Abilene Christian | 4 14 | .222 | 9 23 | .281 |
| Arkansas State | 3 12 | .200 | 11 19 | .367 |

| 1971 | | | | |
|-----------------------|------------|-------------|--------------|-------------|
| | W L | PCT. | W L | PCT. |
| Lamar | 9 3 | .750 | 16 21 | .434 |
| Texas-Arlington | 8 4 | .667 | 22 12 | .647 |
| Arkansas State | 6 6 | .500 | 20 17 | .541 |
| Trinity | 5 7 | .417 | 21 15 | .583 |
| Abilene Christian | 2 10 | .167 | 10 19 | .345 |

| 1970 | | | | |
|-----------------------|------------|-------------|--------------|-------------|
| | W L | PCT. | W L | PCT. |
| Arkansas State | 9 3 | .750 | 16 17 | .485 |
| Lamar | 8 4 | .667 | 20 17 | .541 |
| Trinity | 5 7 | .417 | 21 16 | .568 |
| Abilene Christian | 5 7 | .417 | 12 20 | .375 |
| Texas-Arlington | 3 9 | .250 | 10 18 | .357 |

| 1969 | | | | |
|-----------------------|------------|-------------|---------------|-------------|
| | W L | PCT. | W L | PCT. |
| Trinity | 7 0 | 1.000 | Not Available | |
| Lamar | 4 3 | .563 | 4 12 | .537 |
| Abilene Christian | 4 4 | .500 | Not Available | |
| Arkansas State | 4 4 | .500 | 14 17 | .452 |
| Texas-Arlington | 0 8 | .000 | 6 16 | .273 |

*won championship series, 2 games to 0

1968
Conference Tournament (at Arlington)
First Round: Lamar University 7, Trinity University 6;
Arkansas State 7, Abilene Christian 2.
Loser's Bracket: Trinity University 3, Abilene Christian 2.
Winner's Bracket: **Arkansas State 5**, Lamar 1
Semifinals: Lamar 5, Trinity 4.
Finals: Lamar 5, **Arkansas State 4**, **Arkansas State 7**, Lamar 4.

1967
Conference Tournament (at Beaumont)
First Round: Lamar 4, Abilene Christian 0; **Arkansas State 8**, Trinity 2.
Loser's Bracket: Trinity 13, Abilene Christian 1.
Winner's Bracket: **Arkansas State 4**, Lamar 2.
Semifinals: Trinity 4, Lamar 3.
Finals: **Arkansas State 4**, Trinity 2.

1966
Conference Tournament (at Arlington)
First Round: Trinity 3, **Arkansas State 2**.
Loser's Bracket: **Arkansas State 7**, Abilene Christian 3.
Semifinals: Trinity 7, Abilene Christian 3.
Finals: Trinity 1, **Arkansas State 0**.

1965
Conference Tournament (at Jonesboro)
First Round: **Arkansas State 8**, Abilene Christian 0.
Winner's Bracket: Trinity 9, **Arkansas State 4**.
Semifinals: Abilene Christian 5, Trinity 4; **Arkansas State 12**, Abilene Christian 4
Finals: Trinity 4, **Arkansas State 3**.

1964
Conference Tournament (at Abilene)
First Round: **Arkansas State 3**, Abilene Christian 1.
Winner's Bracket: **Arkansas State 5**, Trinity 3.
Semifinals: Trinity 7, Abilene Christian 0.
Finals: Trinity 9, **Arkansas State 4**; **Trinity 8**, **Arkansas State 6**.

A-STATE HALL OF HONOR

| | | | |
|---|---------------------------------------|--|---------|
| Neil Abel.....2009 inductee | John Dickson1984 inductee | Basketball, | 1975-80 |
| Golf Coach, 1980-2006 | Basketball, | Rickey Jemson.....2012 inductee | |
| Linda Allison1994 inductee | Wayne Dorton2004 inductee | Football, | 1983-86 |
| Basketball, | Football, | Garry Johnson.....2011 inductee | |
| 1980-84 | 1968-71 | Football, | 1999-02 |
| Fred Barnett1999 inductee | Bennie Ellender1982 inductee | Tyrell Johnson.....2016 inductee | |
| Football, | Football Coach, | 2004-07 | |
| 1986-89 | 1963-70 | Football, | 1987 |
| Randy Barnhill2003 inductee | Carlos Emmons.....2015 inductee | Ken Jones.....1972-75 | |
| Football, | Football, | Al Joyner1993 inductee | |
| 1984-86 | 1992-95 | Track, | 1980-83 |
| Mike Beebe2008 inductee | Marina Engelbrecht.....2014 inductee | Gerald Jumper.....1990 inductee | |
| Honorary Inductee | Women's Tennis, | Football, | 1964-67 |
| Earl Bell1986 inductee | 06; Tennis Coach 2012-15 | Tim Keane2005 inductee | |
| Track, | 1974-77 | Football, 1965-67; Football Coach, 1972-89 | |
| Bill Bergey1982 inductee | Frosty England.....1983 inductee | George Kell1999 inductee | |
| Football, | Football Coach, | Tennis, | 1940 |
| 1965-68 | 1946-53 | Monica Klebe.....1998 inductee | |
| Harold Blood2016 inductee | Frank Farella1999 inductee | Track, | 1986-89 |
| Track & Field, 1988-90 | Football, | Guy Kochel1984 inductee | |
| Everett Bolton1986 inductee | David Faught2009 inductee | Track Coach, | 1972-89 |
| Three sports, 1939-41, 1946-48 | Men's Golf, 1994-97 | John Koldus1995 inductee | |
| Rusty Bourg.....1995 inductee | Bob Ferralasco2008 inductee | Baseball, 1952-53; Football, 1950-52 | |
| Baseball, | Football | Larry Lacewell1987 inductee | |
| 1967-70 | 1946 | FB Coach, Athletic Director, 1979-90 | |
| Gene Bradley2009 inductee | Charlotte Fields1998 inductee | Tim Langford2008 inductee | |
| Football, | Basketball, | Football, | 1980-83 |
| 1976-79 | 1984-88 | Harry Larche1983 inductee | |
| Steve Brooks.....1995 inductee | Jay Flanigan2007 inductee | Three sports, | 1946-48 |
| Basketball, | Track Coach, | Doug Lowery2005 inductee | |
| 1970-74 | 1989-2007 | Football, | 1970-73 |
| Dwane Brown2001 inductee | Chico Fletcher2012 inductee | Mike Malham, Jr.2001 inductee | |
| Football, | Basketball, | Football, | 1972-75 |
| 1984-87 | 1997-2000 | Mike Malham, Sr.2006 inductee | |
| Ray Brown1996 inductee | Don Floyd2003 inductee | Football Coach, | 1971-84 |
| Football, | Athletic Director, | 1981-83 | |
| 1983-85 | 1969-75 | Baseball, | 1981-83 |
| Dan Buckley1995 inductee | PedraWilsonFlournoy.....2002 inductee | Micah Marsh.....2007 inductee | |
| Football, | Track, | Basketball, | 1994-98 |
| 1966-69 | 1990-93 | Jo Beth Carmack Mathis.....2000 inductee | |
| Jess Bucy1998 inductee | Charlie Fredrick2006 inductee | Volleyball, | 1990-92 |
| Baseball, 1949-51; Basketball, 1949-51 | Football, | Margie Kolat McGee2006 inductee | |
| Mike Burk1997 inductee | Aubrey Gatewood1988 inductee | Volleyball, | 1991-94 |
| Basketball, | Baseball, | Ron Meeks.....2017 inductee | |
| 1964-68 | 1956-59 | Two sports, | 1974-76 |
| Johnnie Burnett1985 inductee | Bob Giersburg.....1994 inductee | Kendra Meichsner.....2005 inductee | |
| Four sports, | Track, | Tennis, | 1995-98 |
| 1927-29 | 1966-68 | Dennis Meyer.....1991 inductee | |
| Bill Caldwell1985 inductee | George Glenn.....1984 inductee | Football, | 1968-71 |
| Three sports, | Baseball, | Maurice Miller1986 inductee | |
| 1956-59 | 1963-66 | Three sports, | 1946-50 |
| Jim Callaway1992 inductee | Terry Gwin.....1985 inductee | David Mitchell.....2013 inductee | |
| Baseball, | Football, | Football, | 1970-73 |
| 1965-68 | 1965-66 | Andy Morris1990 inductee | |
| Maurice Carthon1991 inductee | Julie Hagood2010 inductee | Baseball, 1958-61; SID, 1969-74; Asst. AD, 1974-77 | |
| Football, | Women's Basketball, | Jerry Muckensturm1992 inductee | |
| 1979-82 | 1997-2000 | Football, | 1972-75 |
| Nelson Catalina1991 inductee | James Hamilton1990 inductee | Anthony Myles2001 inductee | |
| Basketball Coach, | Football, | Basketball, | 1978-80 |
| 1979-95 | 1968-71 | Marvin Neloms.....2011 inductee | |
| Howard Cissell.....1993 inductee | Foy Hammons1988 inductee | Football, | 1983-86 |
| Football, | Football, 1913-15; FB Coach, 1919-21 | Newton Norris2001 inductee | |
| 1954-57 | 1993-96 | 2001 inductee | |
| Ron Carroll2005 inductee | Calvin Harrell1994 inductee | Basketball, | 1934-37 |
| Trainer, | Football, | Beth Anderson Nunev- | |
| 1976-present | 1968-71 | | |
| Michael Cline.....2015 inductee | Jeff Hartwig2000 inductee | | |
| Football, | Track, | | |
| 1983-85 | 1989-90 | | |
| Beth Cochran2017 inductee | Dan Henderson1995 inductee | | |
| Volleyball, | Basketball, | | |
| 1996-99 | 1974-77 | | |
| Gary Crane.....1992 inductee | Thomas Hill1982 inductee | | |
| Basketball, 1965-68; Football, 1967-68 | Track, | | |
| Carter Ray Crawford.....1997 inductee | 1968-72 | | |
| Football, | David Hines.....1996 inductee | | |
| 1984-85 | Football, | | |
| Dave Dailey2000 inductee | 1972-75 | | |
| Golf, | Joe Hollimon.....1993 inductee | | |
| 1984-88 | Football, | | |
| Bill Davidson1984 inductee | 1971-74 | | |
| Football, 1953-57; FB Coach, 1968-78 | Keith Horn.....2010 inductee | | |
| Adrienne Davie.....2017 inductee | Baseball, | | |
| Women's Basketball, | 1993-95 | | |
| 2004-07 | T.J. Humphreys1988 inductee | | |
| Tommy Davis.....2002 inductee | Football, Track, | | |
| Football, | 1973-77 | | |
| 1958-59 | Marvin Jarrett.....2000 inductee | | |
| John Dickey1997 inductee | Basketball, | | |
| Basketball, Football, Baseball, 1947-48 | 1978-80 | | |
| | Sue Jayroe.....1997 inductee | | |

| | |
|---------------------------------------|--|
| Okey Oldham 1990 inductee | John Tate 1998 inductee |
| Football, 1928-29; Baseball, 1928-30 | Basketball, 1986-89 |
| Roy Painter 2002 inductee | Sonja Tate2004 inductee |
| Football, 1973-76 | Basketball, Track, 1990-93 |
| Bill Phillips1992 inductee | Donnie Taylor 2001 inductee |
| Football, 1968-71 | Track, 1976-79 |
| Paul Pilla.....2015 inductee | Bill Templeton 1987 inductee |
| Track & Field, 1979-80 | FB, 1954-56; FBCoach, 1965-79,Asst.AD, 1980-2014 |
| Wayne Pitcock..... 1991 inductee | Harold Thomas1996 inductee |
| Baseball, 1967-69 | Baseball, 1953-56 |
| Chris Poole.....2010 inductee | Willard Tilley..... 1982 inductee |
| Volleyball Coach, 1987-92 | Football, Basketball, 1939-40 |
| Ed Preston.....1991 inductee | J.A. Tomlinson1982 inductee |
| Track, 1975-77 | Athletic Dir., Baseball Coach, 1944-76 |
| John Rauth1983 inductee | Jan Troutt1996 inductee |
| Basketball Coach, Golf Coach, 1949-79 | Track, 1983-85 |
| Tom Reese 2007 inductee | Shyla Tucker..... 2003 inductee |
| Football, 1962-65 | Basketball, 1991-94 |
| Kyle Richardson2015 inductee | Joe Turner2011 inductee |
| Football, 1992-95 | Football, 1960-62 |
| Don Riggs1986 inductee | Juli Vaccari..... 1990 inductee |
| Four sports, 1955-59 | Volleyball, 1975-78 |
| Kelly Riley..... 2009 inductee | Tommy Walker.....2013 inducteed |
| Track & Field, 1989-92 | Football, 1980-83 |
| David Rodely.....2015 inductee | Jim Wagner 1996 inductee |
| Track & Field, 1988-91 | Baseball, 1967-70 |
| Jerry Rook1983 inductee | Sam Wier1988 inductee |
| Basketball, 1962-65 | Football, 1960-62; Football Assistant, 1971-72 |
| Scott Roper2010 inductee | Matt Whiteside..... 2007 inductee |
| Football, 1986-87 | Baseball, 1987-90 |
| John Rose..... 1985 inductee | Terry Whiting.....2016 inductee |
| Track, Basketball Coach, 1963-76 | Football, 1968-71 |
| Dana Ryan 1989 inductee | Bob Williams..... 1987 inductee |
| Baseball, 1965-68 | Track, 1975-79; Coach, 1980-86 |
| Daniel Ryland2014 inductee | J.H. Williams2013 inductee |
| Track & Field, 1998-2000, 2002 | Basketball, 1973-75 |
| Don Scaife1989 inductee | Marcia Williams..... 1993 inductee |
| Basketball, 1973-75 | Tennis, 1977-80; Coach, 1980-2011 |
| Bobby Scott1992 inductee | H.T. Winters..... 1983 inductee |
| Four sports, 1948-51 | Football, Baseball, 1929-32 |
| Elbert Shelley..... 1997 inductee | Jerry Ann Winters1994 inductee |
| Football, 1983-86 | Women's Basketball Coach, 1984-95 |
| Fred Shepherd..... 2002 inductee | Bennie Wilhelm1993 inductee |
| Basketball, 1990-93 | Four sports, 1946-49 |
| Doug Shouse.....2013 inductee | Jim Wiseman..... 2007 inductee |
| Track & Field, 1982-84 | Football, 1984-87 |
| James E. Simmons..... 2006 inductee | Richie Voit 1989 inductee |
| Football, 1970-72 | Football, 1950-53 |
| Ron Smith2014 inductee | Kay Woodiel1988 inductee |
| Football, 1976-79 | Coach in three women's sports, 1974-84 |
| Leslie Speck..... 1984 inductee | Josh Yates.....2017 inductee |
| Three sports, 1931-35; Coach, 1936-38 | Baseball, 2006-07 |
| Robert Speer2014 inductee | |
| Football, 1973-76 | |
| Jerald Spencer2006 inductee | |
| Track & Field, 1965-67 | |
| Tommy Spiers..... 1998 inductee | |
| Football, 1954-56 | |
| Paul Stovall..... 2000 inductee | |
| Football, Track, 1953-54 | |
| Dan Summers..... 1998 inductee | |
| Football, 1962-65 | |
| Kellie Suttle2016 inductee | |
| Track & Field, 1994-96 | |
| Clovis Swinney1989 inductee | |
| Football, 1967-69 | |

UNIVERSITY VICE CHANCELLORS



Dr. Alan Utter
Provost & Executive
Vice Chancellor
Academic Affairs and
Research.



Dr. Len Frey
Executive Vice
Chancellor
Finance and
Administration



Dr. Jason Penry
Vice
Chancellor
University
Advancement



Dr. Maurice Gipson
Vice Chancellor
Diversity and
Community
Engagement



Dr. Bryan Terry
Vice Chancellor
Enrollment
Management



Terry Mohajir
Vice Chancellor
Intercollegiate
Athletics

INTERCOLLEGIATE ATHLETICS COMMITTEE



Dr. Karen McDaniel
IAC Chair
Faculty Athletics
Representative

The Intercollegiate Athletics Committee (IAC) was formed in the spring of 1997. The IAC reviews and makes recommendations on issues involving the welfare of student-athletes, the role of athletics in campus life, and the athletics program's compliance with the university, conference, and NCAA regulations; serves as a search advisory committee for key athletics program personnel; reviews the role of existing and potential sports programs; and reviews the athletics budget. The committee reports to the Chancellor.

BOARD OF TURSTEES



Ron Rhodes
// Chair
Cherokee Village, Ark.




Dr. Tim Langford
// Vice Chair
Little Rock, Ark.



Niel Crowson
// Secretary
Jonesboro, Ark.



Stacy Crawford
// Trustee
Jonesboro, Ark.



Prince Gardner
// Trustee
Little Rock, Ark.

PRESIDENT DR. CHARLES L. WELCH



Dr. Charles L. Welch serves as president of the Arkansas State University System and as one of the state's leading advocates for higher education. He is also Chair-Elect and a member of the American Association of State Colleges and Universities Board of Directors.

Dr. Welch was named the second president of the ASU System in November 2010 and officially began his new position in April 2011. He is the youngest person to ever serve as president or chancellor of an Arkansas community college and is the youngest university president in Arkansas.

During his tenure, Dr. Welch has hired new chancellors for all five of the system's main campuses. Among the system's major expansion initiatives under his leadership are the merger of Mid-South Community College in West Memphis; the August 2016 opening of NYIT College of Osteopathic Medicine at Arkansas State; and fall 2017 opening of a \$100 million privately funded A-State campus in Queretaro, Mexico. Additionally, the ASU System office was relocated to Little Rock and expanded to enhance its statewide exposure and position in higher education leadership at the State Capitol. Pending approval by the Higher Learning Commission, College of the Ouachitas in Malvern will become the ASU System's sixth member institution in January 2020.

He is co-chair of the executive council of

the Arkansas Department of Higher Education. He previously served as president of Henderson State University, chancellor of the University of Arkansas Community College at Hope; vice chancellor for academic affairs at ASU-Beebe; and dean of university studies at Pulaski Technical College. Dr. Welch also worked at the University of Arkansas at Little Rock and has served as an instructor of education and political science at three different colleges in Arkansas.

A native of Jonesboro, Dr. Welch was a first-generation college student and the first member of either side of his extended family to receive a graduate degree. He received a Bachelor of Arts degree in political science from the University of Arkansas, where he served as president of the student body. He received a Master of Arts degree in political management from George Washington University and a Doctor of Education degree in higher education administration from UALR.

Dr. Welch is past president of the Arkansas Association of Two-Year Colleges and served as chairman of the board of the Arkansas Association of Public Universities. He is a former board member for the Arkansas Sheriffs' Youth Ranches, and was inducted into the Arkansas Boys State Hall of Fame. AY Magazine named Welch as one of the "Powerful Men of 2013", and in 2005, Arkansas Business selected Welch to "40 Under 40," which profiled 40 "intriguing business and political leaders under age 40." His experience in the governmental affairs arena includes serving as a White House intern and on the staffs of U.S. Sen. David Pryor and then-U.S. Rep. Blanche Lincoln.

Dr. Welch and his wife, Mandy, are the parents of three daughters: Wheatley Grace, Emma Caroline, and Ava Claire.

CHANCELLOR DR. KELLY DAMPHOUSSE



There are a handful of small things to know about Arkansas State University Chancellor Kelly Damphousse. First, the Ph.D. graduate of Texas A&M would prefer you call him Kelly, not Doctor. Second, he prints his personal cell phone number and social media [@KDamp] on the business cards he gives everyone he meets. Last of all, the Canadian native who was the first in his family to attend college knows first-hand the profound impact higher education can have on a lifetime.

Accessible to all, his personal touch with students, faculty, staff, alumni, and members of the A-State community is a Damphousse (DAM-fiss) hallmark. His emphasis on placing students first became apparent during his campus visit to A-State in May 2017 during the interview process. The A-State Staff Senate heard the message and made “Every Red Wolf Counts” t-shirts that welcomed him and his wife Beth when they were introduced later that month. His self-effacing humor and a lifetime spent relating to individuals regardless of the job led him to Jonesboro to become the third permanently appointed Chancellor of Arkansas State on July 1, 2017, the sixth to hold the title since it was instituted in 2006. Damphousse joins the line of successors to the university’s founding leader, V. C. Kays, from 1909 as the 13th chief executive of the institution.

Initiatives to turn “Every Red Wolf Counts” into practice filled his first two years at A-State. Some of Damphousse’s early plans included the creation of Pack Support to centralize personal assistance to students, an emphasis on a wide range of engagement programs to increase undergraduate retention, re-invigorating transfer student opportunities through articulation agreements with every community college in Arkansas, and the start of an Enrollment Management division. Guiding the university into the first campus-wide strategic planning in almost a decade is at the top of his 2019 agenda. Raised in a small fishing village in northern Canada, Damphousse attended Lethbridge Community College where he earned an associate’s degree in law enforcement in 1982. A failed professional hockey tryout foiled one of his two early life ambitions, a career as a goalie in the NHL. His degree was the starting point for his other goal: becoming a Royal Canadian Mounted Police officer.

As he likes to say, three years in prison at the Alberta Correctional Service where he served as a correctional officer refocused his dream of becoming a Mountie. Heading south, Damphousse enrolled at Sam Houston State University in Huntsville, Texas, where his life was changed forever. Along with completing his bachelor’s in criminal justice, specializing in law enforcement and police science in 1987, he met Beth Smith, a College Station native who, in Kelly’s words, “neither wanted to marry a cop or a Canadian.” After a brief stint as a security manager for Macy’s in Atlanta and New Orleans, he returned to graduate school at Texas A&M University where he discovered Satanism. Actually, it was his thesis on the etiology of youthful Satanism that earned him his master’s in sociology

in 1991. After completing his master’s degree, he progressed into drug use at A&M, completing his doctorate under Howard Kaplan, the director of the laboratory for the Studies of Social Deviance, and examined in his dissertation the long-term consequences of using drugs. He began his university career as an assistant professor in the Department of Justice Sciences at the University of Alabama at Birmingham in 1994, and then returned to his alma mater of Sam Houston State one year later as an assistant professor in the College of Criminal Justice. Damphousse moved to the University of Oklahoma in 1997 as member of the Department of Sociology, where he directed several research projects, most notably the “American Terrorism Study” with Brent Smith of the University of Arkansas. He also worked on the Arrestee Drug Abuse Monitoring project in Oklahoma City and Tulsa, and the first-ever field test of voice-stress analysis deception detection software. Damphousse was the principal investigator or co-principal investigator on 42 projects at Oklahoma and Sam Houston State. Damphousse served as the co-editor of *Social Science Quarterly*, volumes 92 through 97 and has authored or co-authored 26 peer-reviewed articles in scholarly publications, 31 book chapters and 20 peer-reviewed

technical reports on topics related to the study of crime and the criminal justice field. He is currently working on book that summarizes his career of research on American terrorism. His administrative career began at OU as the associate dean of the College of Arts and Science in 2004, moving up to interim dean in 2013 and permanent dean in 2014. As the leader of OU’s largest and oldest college, Damphousse led the first college-wide strategic planning exercise as well as assisting faculty and staff in the raising of more than \$30 million in private giving.

In addition, he was the Sooners’ Big 12/NCAA Faculty Athletic Representative and the Damphousses lived in Headington Hall as faculty-in-residence at one of OU’s first-year student living facilities prior to joining A-State. He and Beth have two daughters who are both graduates of OU. Kayleigh, a 2014 sociology graduate, earned a master’s degree at Kansas, and is now the Transition Coordinator in first-year program at the University of Texas. Kristen, a 2016 biology graduate, is at the University of Memphis working on her Ph.D. in epidemiology. The Damphousses are also the proud parents of Maple Leif, a standard poodle and lab mix, who serves as the First Dog of A-State and tweets at @MapleLeifDamp.

VICE CHANCELLOR OF INTERCOLLEGIATE ATHLETICS TERRY MOHAJIR



the 11th Director of Athletics in A-State's history has been elevated to Vice Chancellor for Intercollegiate Athletics as the Red Wolves have enjoyed unprecedented overall success academically, competitively and financially.

Since being named director of athletics, Mohajir (pronounced MO-HODGE-ER) has adopted an "ALWAYS RISING" slogan as an expansion on the popular "RED WOLVES RISING" campaign. With that theme in mind, the Arkansas State alumnus has instituted sweeping changes, created new policies, produced record-breaking fund-raising totals, overseen significant facility upgrades, almost tripled the athletics department budget and implemented creative philosophies that have strengthened the Red Wolves' national brand. During his watch, the Red Wolves have accomplished numerous firsts in both academics and athletics accomplishments, but the Red Wolves' passionate and energetic leader continues to reinforce his belief that "our accomplishments of today become our expectations of tomorrow."

A-State has claimed 20 conference championships under Mohajir, including four Sun Belt football titles (2012, 2013, 2015 and 2016) and league crowns in volleyball (2015 and 2016), men's indoor (2015 and 2018) and outdoor (2016 and 2018) track and field, women's bowling (2016 and 2018), women's basketball (2014 and 2016), men's basketball (2013), women's indoor (2013) and outdoor (2015 and 2019) track and field, women's cross country (2013) and men's golf (2019).

Since 2012-13, the Red Wolves have won a league-high 18 Sun Belt titles. The next closest program over the last seven years is Texas State with 15. A-State's 20 total conference championships over the last seven years are eight more than it won the previous 12 years from 2000-11 combined.

Arkansas State had its first female student-athlete ever win an individual national championship and its women's athletics program claimed its highest finish all-time in the Capital One Cup standings, earning two prestigious "Top-50" awards for ranking No. 44 among all NCAA Division I programs during 2013-14 and No. 45 in 2015-16. The No. 44 ranking remains the highest ever by a Sun Belt Conference women's program.

The 2013-14 athletics year also saw A-State enjoy its highest ever finish in the Learfield Sports Director's Cup standings, ranking No. 1 in the Sun Belt Conference and No. 83 in the nation among 297 schools. The Red Wolves' finish not only set a school record, it topped the program's previous high of No. 134 set in 1999-2000 by 51 places. A-State posted its next three highest finishes ever in the standings in 2018-19, 2016-17 and 2015-16, respectively. A-State has led the Sun Belt Conference three times in the standings and finished among the league's top three programs six of

seven years under Mohajir.

During Mohajir's tenure, A-State has won four football conference championships with three different head coaches, including Gus Malzahn, Bryan Harsin and Blake Anderson. His hires have been heralded by the national media as some of the best in the country.

Mohajir has responded well with coaching transitions. Carrying out one of his first major acts as athletics director, he appointed an interim head football coach and kept the entire assistant coaching staff in place for the 2013 GoDaddy.com Bowl. The Red Wolves went on to claim their first bowl victory since 1970 and their first win over a top-25 ranked opponent since joining the FBS in 1992. Faced with a head football coaching change following the next season as well, Mohajir guided A-State through the process again by keeping the assistant coaching staff in place and giving the Red Wolves everything needed in order to pick up a second consecutive GoDaddy Bowl win. Mohajir has successfully guided A-State through coaching changes in other sports as well. He appointed Mike Hagen head men's golf coach prior to the 2015-16 season, and he was promptly named the Sun Belt Conference Coach of the Year and has since led

the Red Wolves to their first ever Sun Belt title in 2019.

Mohajir has also been charged with hiring new coaches in the sports of men's basketball (twice), women's basketball, women's "soccer, women's tennis and volleyball as well. Most recently in 2019, Mohajir tabbed Matt Daniel and Santiago Restrepo to lead the women's basketball and volleyball programs, respectively. He also recruited Mike Balado, who was previously the lead assistant at one of the elite men's basketball programs in the nation in Louisville and is considered one of the top up-and-coming head coaches in the nation, to replace his previous hire, Grant McCasland. McCasland led the Red Wolves to 20 regular-season victories to tie the school record in his lone year with the program.

Six different coaches at A-State since Mohajir's arrival have been named either a Sun Belt Conference Coach of the Year or national Coach of the Year a combined 15 times.

The value he places on the student-athlete has been evident, creating the inaugural A-State Awards held at the end of each year to celebrate both their academic and athletic accomplishments. He was behind the development of a student-advisory group that encompasses everything from a student-athlete mentorship program to fostering leadership in the community. The Red Wolves Leadership Academy program (RWLA) was designed with the sole purpose to obtain 100 percent job placement for all the athletics department's student-athletes upon graduation, has been achieved the last five years in a row."

"In achieved the last five years in a row.

strengthen under Mohajir's watch with awareness," a phrase which is often cited by employers as a positive attribute they seek. The study abroad program was designed to allow students the ability to make themselves more marketable in the workforce. The summer of 2015 saw Arkansas State student-athletes take part in the first study abroad program offered by any university and their athletics department in the nation. The program goes hand-in-hand with the RWLA's primary purpose to obtain 100 percent job placement for all its graduating student-athletes.

The Red Wolves' academic performance reached an all-time high during record-setting years since 2014-15, each year setting a new school standard for all-department GPA. The 2018-19 academic year saw A-State's all-department GPA rise to 3.101, and the Red Wolves placed a school-record 11 2018

Athletics Director's Honor Roll.

"Athletics Director's Honor Roll. The most"

has also increased its Rate Mohajir. The most "Graduation Success Rate recent data recent" (GSR) the last

three years under Mohajir. nounced in 2018 saw A-State produce a GSR, topping its previous high of 83 set just one year prior. The Red Wolves continue to increase their Academic Progress Rate (APR) as well with the most recent data reflecting a school-record 979 score.

Additionally, the Red Wolves' have made a strong commitment to cost of attendance, appropriating funds for all student-athletes that is in the top 15 percent of all FBS schools.

Mohajir's candid media interviews and engaging public speaking appearances have captivated the Red Wolves' fan base, but his actions in a short amount of time have also reflected his vision to take A-State Athletics to new heights.

VICE CHANCELLOR OF INTERCOLLEGIATE ATHLETICS TERRY MOHAJIR

The primary development arm of A-State Athletics, formerly known as the Red Wolf Club, has been renamed the Red Wolves Foundation and a new logo has been introduced as part of a re-branding effort. The changes have been in conjunction with new and exciting initiatives that have been put in place, designed to make a significant impact on donor relations and fundraising opportunities. The positive results are evident as the foundation's annual fund and premium seating revenue has increased by as much as 184 percent, while capital facilities fundraising has reached an all-time high as well.

Another area that has seen dramatic growth under Mohajir is the Lettermen's Club, which has seen membership increase 205 percent since 2012. A-State has also achieved its highest spot ever in the Collegiate Licensing Company's (CLC) rankings and set school records for both football total season ticket sales and season ticket revenue. Not only that, A-State recently ranked 21st among schools in the Group of 5 conferences in self-generated revenue.

The athletics department's budget increased from \$15.3 million in Mohajir's first year to a school-record \$43.1 million (FY 2016), representing an increase of 181 percent. A-State Athletics placed among the top 10 programs in the nation in each of the four most recent Excellence in Management Cup standings, which annually reviews the nation's athletics departments in regards to maximizing fiscal resources while providing results in the form of championship victories.

The growth of A-State's brand under Mohajir led to signing a new 10-year agreement in 2016 with Learfield Sports, one of the multimedia industry leaders, which is generating unprecedented revenue in the athletics department's history. Arkansas State, in the fall of 2016, also entered a new seven-year partnership with adidas that is the most lucrative apparel-based contract in school history and makes it an elite adidas program.

Mohajir has made it a point to engage the fan base, stressing the importance of fan experience through avenues such as courtside seating at basketball games, enhancing game-day atmosphere and ensuring that staff go out of their way to extend every fan their assistance. Also among the changes in this area was the installation of a new approximately 1,600 square foot LED Daktronics scoreboard at Centennial Bank Stadium.

Facilities have received a number of facelifts since Mohajir's arrival as well, making sure that the athletic department's "front door" and other sports areas possess a first-class appearance. A-State has completed, is in the process of completing and has committed a combined \$80 million in construction and facility renovations since Mohajir's arrival, including stadium lighting and seats at Centennial

Bank Stadium, new tennis courts and a new outdoor track. Also included in the upgrades have been renovations and updates inside Centennial Bank Stadium's south end zone facility and with weight rooms, locker rooms and training rooms at both the football stadium and First National Bank Arena, where new seating has been installed.

The Red Wolves Foundation received a \$5 million gift commitment from alumnus Johnny Allison for a renovation to its "Centennial Expansion," and it is tied for the largest individual donation in A-State Athletics history. The construction and renovation project to the stadium's press box and west-side concourse covered 40,000 square feet and cost \$26 million.

The Red Wolves Foundation received a \$5 million contribution from First National Bank in October 2017 in conjunction to naming rights to the facility formerly known as the Convocation Center, and Mohajir oversaw the fundraising efforts for an approximately \$29-million football facility project in Centennial Bank Stadium's north end zone as well. Construction on the end zone facility began in December of 2017 following another \$5 million commitment by Allison and an additional \$5 million contribution from Centennial Bank.

Additionally, a 78,000-square foot Student Activity Center (SAC), which also serves as an indoor practice facility for A-State sports, has been constructed on the north side of Centennial Bank Stadium. The approximate cost was \$11 million for construction of the center and the relocation of the soccer complex.

Construction is also underway on a new state-of-the-art control room and studio, which will enhance A-State's television production capabilities. During Mohajir's tenure, A-State produced its first non-linear televised football, men's and women's basketball, volleyball, soccer and baseball competitions.

Committed to Title IX and gender-equity initiatives, A-State has worked to improve coaching staff sizes and salaries, operation funding and facilities under Mohajir. Among the upgrades, A-State has completed a new women's soccer and women's tennis facility, which houses both squads' locker rooms, training room and more. A new women's bowling locker room, lounge and pro shop have also been constructed. The development of the Centennial Bank Athletics Operations Center in the football stadium's north end zone has also created additional space for the entire athletics department to expand, allowing for areas such as the women's basketball and volleyball coaching offices to be relocated and upgraded.

His philosophies on scheduling have been well documented, and they resulted in home-and-home games scheduled with nationally-prominent programs such as Missouri and Miami for the first time in A-State history. He has capitalized on the Red Wolves recent success by gaining additional games against teams such as Southern Cal, making A-State the first Sun Belt program to schedule a football contest against the Trojans. In 2020, the Red Wolves will become just the second SBC team to play Michigan.

Mohajir has and continues to serve on many prestigious committees, acting as a strong national voice for students and intercollegiate athletics. Possessing experience as a student-athlete, football coach and well-respected administrator, he was most recently selected in 2019 to serve on the prestigious College Football Playoff (CFP) selection committee. In the process, he became one of just 13 athletics directors and 29 total people to ever serve on the elite committee as the CFP enters its sixth year of existence.

Mohajir was also previously appointed as the Sun Belt Conference's representative on the inaugural College Football Playoff Athletic Director's Advisory Board, acting as one of 10 athletics directors from FBS conferences on the board. He was additionally asked to serve on the NCAA Division I Championships Cabinet and the NCAA Division I Football Issues Committee. Mohajir was one of six athletics directors appointed to the NCAA Division I Football Ad Hoc Recruiting Working Group, which was formed to conduct a comprehensive review of Division I football recruiting legislation.

He was appointed Chairman of the Sun Belt Conference AD's Committee as well, in addition to being invited as a guest panelist

"at the prestigious Knight Commission public meeting in May 2017 at the National Press Club.

Mohajir continues to evaluate and process information to complete a national-branding campaign, but has already built a strong foundation for the future of A-State Athletics.

Mohajir's career path went through three other NCAA Division I institutions, including the University of Missouri-Kansas City, Florida Atlantic and Kansas, before leading him back to his alma mater.

Mohajir's wealth of experience, history of success working with a university in A-State's current conference and his noted accomplishments at a BCS automatic qualifying school made him a clear choice to take over the reins at Arkansas State. Mohajir has gained national respect in collegiate athletics while working with some of the finest administrators and coaches in the country, such as former FAU, Louisville, head football coach Howard Schnellenberger.

"football coach Howard Schnellenberger. and Park, Kansas native has been involved with major raising campaigns at multiple universities, while also overseas."

"funding corporate sales, marketing promotions and ticket sales. Prior to A-State, he most recently served 16 months as Kansas' Senior Associate Director of Athletics and Chief Marketing Officer. Prior to his time with the Jayhawks, he spent a seven-year stint as Florida Atlantic's Senior Associate Director of Athletics for External Relations from 2004-11 after working at UMKC from 1997-2004 as its Assistant Director of Athletics for External Relations.

Mohajir worked at Kansas in a variety of capacities during two different stints, but his latest stop in Lawrence saw him assume responsibility for the Williams Education Fund that totaled over \$22 million in revenue for the fiscal year 2012. He supervised the athletics department's areas that generated over \$40 million in revenue. In addition, Mohajir oversaw Kansas' multimedia rights partnership for IMG. His most recent role as Chief Marketing Officer was heavily focused on the market strategies for the proposed football stadium renovations.

Mohajir went to Kansas from his position at Florida Atlantic, where he oversaw development, marketing, ticket sales, corporate sales and the media relations department. Foremost among his responsibilities was a fundraising campaign for a \$70 million on-campus football stadium. His astute project management helped the Owls' football program reach the 2007 New Orleans Bowl in just its fourth year as an FBS program, an NCAA record for the fastest start-up program to go to a bowl game. During his tenure, FAU's athletics department enhanced its major gift program 800 percent, Owl Club giving increased 400 percent and special-events revenue increased 150 percent.

Mohajir's original connection to KU dated back to the early 1990's, when he was a graduate assistant, an assistant offensive line coach and game-day special team's football coach for the Jayhawks (1993-96). He left Kansas in 1997 but didn't go far, staying in the Kansas City area to take over his administrative position with the newly-created Division I UMKC Athletics program. There he supervised marketing and promotions, sports information, fundraising, radio and TV contracts, corporate sales, tickets, event operations, sports medicine, strength and conditioning and men's soccer. Under his leadership, the Kangaroos saw dramatic increases in endowment, sponsorships, ticket revenue and its donor base. One of his more visible accomplishments at UMKC was the fundraising and construction efforts for a new training room and strength and conditioning center.

During his time as an assistant coach at Kansas, Mohajir was on the staff that beat UCLA in the 1995 Aloha Bowl and had a final ranking of No. 9 in the AP poll. He was also a football ticket sales and promotions account executive for Kansas Athletics and earned a master's degree in sports management at KU in 1997.

Mohajir graduated from Arkansas State University with a major in sports management and a minor in business marketing in 1993. He was a starting safety on A-State's football team.

Mohajir is married to the former Julie Hammond and they have two daughters, Maria (18) and Molly (16), and son, Marco (11)."