



ARKANSAS STATE BASKETBALL

Basketball Contact: Mark Taylor [martaylor@astate.edu] | W: 870-972-3547 | C: 870-219-5705 | @AStateMB | #WolvesUp

SCHEDULE/RESULTS

SBC: 7-8 | Non-Conference: 8-3
Home: 10-5 | Away: 5-6 | Neutral: 0-0

OCTOBER

Wed. 30 Harding (Exh.) 80-54, W

NOVEMBER

Wed. 6 Arkansas-Monticello 65-49, W
Fri. 8 at Ole Miss 43-71, L

Red Wolves Classic (Jonesboro, Ark.)

Thu. 14 VMI E+ 71-56, W
Fri. 15 UC Davis 80-67, W
Sun. 17 Idaho E+ 82-68, W

Wed. 20 at Colorado State 80-78, W
Sat. 30 Stephen F. Austin 57-76, L

DECEMBER

Tue. 3 Omaha E+ 78-73, W
Sat. 7 at Tulsa 66-63, W
Wed. 11 at Missouri State E+ 53-75, L
Wed. 18 Louisiana* E+ 79-67, W
Sat. 21 at ULM* E+ 62-59, W
Sat. 28 Freed-Hardeman 84-73, W

JANUARY

Thu. 2 UT Arlington* E+ 52-73, L
Sat. 4 Texas State* E+ 67-70, L
Mon. 6 Georgia State* E+ 90-87, W
Thu. 9 at South Alabama* E+ 59-75, L
Sat. 11 Troy* E+ 76-68^{OT}, W
Thu. 16 at Appalachian State* E+ 80-83^{OT}, L
Sat. 18 at Coastal Carolina* E+ 80-75, W
Thu. 23 South Alabama* E+ 75-71, W
Sat. 25 at Troy* E+ 78-62, W
Thu. 30 Appalachian State* E+ 64-71, L

FEBRUARY

Sat. 1 Coastal Carolina* E+ 77-83, L
Sat. 8 at Little Rock* E+ 87-90, L
Thu. 13 at UT Arlington* E+ 67-77, L
Sat. 15 at Texas State* E+ 2:00 PM
Wed. 19 ULM* E+ 7:00 PM
Sat. 22 Little Rock* E+ 4:00 PM
Wed. 26 at Louisiana* E+ 7:00 PM

MARCH

Tue. 3 at Georgia Southern* E+ 6:00 PM

* - Sun Belt Conference Game

All game times listed in Central Standard Time (CST)

IN THESE NOTES

Radio/TV Roster.....	2
Roster & Quick Facts.....	3
Series History.....	4
Current Notes.....	4-5
Sun Belt Update.....	6
Statistical Trends.....	7
The Last Time.....	8-9
Game-By-Game Stats.....	10
Miscellaneous Stats.....	11
Player Pages.....	12-17
Box Scores.....	18-20
Game Highs/Lows.....	21
Season Stats.....	22
Conference Only Stats.....	23
Career Stats vs. Opponent.....	24-25
Season/Career Stats.....	26

ARKANSAS STATE at TEXAS STATE
San Marcos, Texas. • Strahan Arena
Saturday, February 15 • 2:00 PM

GAME

27

ESPN+
107.9 KFIN
AStateStats.com

RED WOLVES

15-11
OVERALL

7-8
SUN BELT

Head Coach..... Mike Balado
Career Record/Yrs 39-51/3
A-State Record/Yrs Same
vs. Texas State 0-4



THE SERIES

Texas State leads 8-3

In Jonesboro 2-4
In San Marcos 1-4
Neutral Sites 0-0
Trend Texas State, W8
Last Game..... January 4, 2020
..... Texas State 70, at A-State 67
More series information on page 4

FOLLOW THE RED WOLVES

Online..... AStateRedWolves.com
Twitter..... @AStateMB
Facebook..... /AStateMB
Instagram..... @AStateMB

Category	Overall	SBC	NCAA
Scoring Off.	71.2	72.9	176
Scoring Def.	71.5	74.1	240
FG%	.443	.435	143
FG% Def.	.458	.453	309
3-PT %	.353	.349	76
3-PT % Def.	.350	.348	288
FT %	.703	.706	187
Reb./Game	32.3	32.8	326
Reb. Margin	-1.3	-1.6	251
TO Margin	+1.6	+1.5	83
Asts/Game	14.4	14.0	77
TO/Game	12.7	12.1	117
Stls/Game	6.9	6.4	127
Blks/Game	2.9	3.1	199

NCAA Rank as of Feb. 14

BOBCATS

16-10
OVERALL

9-6
SUN BELT

Head Coach..... Danny Kaspar
Career Record/Yrs 579-300/27
TXST Record/Yrs 114-107/7
vs. A-State 8-3

Category	Overall	SBC	NCAA
Scoring Off.	72.6	70.7	132
Scoring Def.	63.5	64.9	37
FG%	.455	.432	81
FG% Def.	.401	.425	54
3-PT %	.338	.332	155
3-PT % Def.	.328	.314	160
FT %	.758	.786	36
Reb./Game	33.7	32.4	266
Reb. Margin	+0.2	-1.9	181
TO Margin	+3.9	+4.5	18
Asts/Game	13.8	14.5	120
TO/Game	11.3	10.5	30
Stls/Game	6.5	6.1	158
Blks/Game	2.8	2.1	228

NCAA Rank as of Feb. 14

STORYLINES

The 2019-20 campaign marks the program's 92nd season with the Red Wolves amassing a 1,222-1,178 all-time record (.509) dating back to the inaugural 1926-27 season ... A-State is 11-1 this season and is 33-5 under head coach Mike Balado, when scoring 65 points before its opponent ... A-State is 15-6 when shooting 40 percent or better and 14-5 when scoring 65 or more points this season ... The Red Wolves have 15 games with 14 or more assists this season after posting a combined 13 the last two seasons ... A-State has five comebacks despite trailing by 10 or more points in the second half ... The Red Wolves own 10 or more home wins for the 19th time in 33 seasons at First National Bank Arena ... A-State has surpassed its win total from a year ago (13-19) and matched the win total in league play (7-11) ... The Red Wolves have 30 double-figure scoring games from players off the bench this season, second-most in Division I ... Jerry Johnson Jr. has 13 double-figure scoring games off the bench this season, fifth-most in Division I this year ... A-State leads the nation in free throws made (487) and free throws attempted (693), but ranks 341st in fewest fouls (539).

ARKANSAS STATE PROJECTED LINEUP



0 CALEB FIELDS

FR | G | 6-0 | 185 | Lewisburg, Tenn.

PPG	RPG	APG	MPG
11.1	2.9	3.4	31.7

> Ranks top-65 nationally in free throws made (61st | 106) and free throw attempts (29th | 155)
> Double figures in 14 of 25 games (missed one game - injury)

LAST GAME: 5 PTS, 3 REB, 2 AST, 2-7 FG, 0-3 3FG, 1-2 FT



3 MALIK BREVARD

SR | F | 6-8 | 215 | Charlotte, N.C.

PPG	RPG	APG	MPG
6.0	6.2	0.7	20.7

> Has two double-doubles this season
> Career best 17 pts against VMI
> Career best 14 rebs against Idaho

LAST GAME: 2 PTS, 2 REB, 1 AST, 1-2 FG, 0-0 FT



4 J.J. MATTHEWS

rJR | F | 6-9 | 235 | Richmond, Va.

PPG	RPG	APG	MPG
8.8	4.3	1.5	22.2

> 19 points vs Coastal Carolina were his most in an SBC outing
> Dished out career best seven assists against Idaho
> Second on team with 18 blocks, 11 of which have come in SBC play
> Only player to start every game
> Was 15-of-17 at free throw line against Coastal Carolina
LAST GAME: 6 PTS, 4 REB, 2 BLK, 3-5 FG, 0-0 FT



12 CANBERK KUS

SR | G | 6-6 | 205 | Istanbul, Turkey

PPG	RPG	APG	MPG
9.5	4.8	1.5	22.0

> Posted 1st career double-double with 13 pts and 12 rebs vs Idaho
> Career high 18 pts against VMI
> Reached double figures in 12 of 26 games

LAST GAME: 0 PTS, 0 REB, 2 AST, 0-2 FG, 0-2 3FG, 0-0 FT



23 MARQUIS EATON

JR | G | 6-2 | 195 | Helena, Ark.

PPG	RPG	APG	MPG
12.2	3.2	2.9	31.8

> Season high 25 points at Little Rock on 7-of-10 shooting (6-7 3FG)
> 15-plus points in six of last nine games
> Tied career high with 9 rebounds against Louisiana
> Career-high five steals vs Troy (Jan. 11)

LAST GAME: 16 PTS, 1 REB, 5 AST, 2 STL, 6-11 FG, 1-5 3FG, 3-4 FT

Lineup based on last game



RED WOLVES AT A GLANCE


RECORD
15-11


SUN BELT RECORD
7-8


LAST GAME
67-77
at UT Arlington

Head Coach

Mike Balado

Assistant Coach

Rick Cabrera

Assistant Coach

Casey Stanley

Assistant Coach

Mike Scutero

BY THE NUMBERS

PPG	71.2
Scoring Margin	-0.3
FG%	.443
3-PT FG%	.353
FT%	.703
APG	14.4
A/TO	1.1
Reb. Margin	-1.3
TO Margin	+1.6
SPG	6.9
BPG	2.9

0



CALEB FIELDS
G | Fr. | 6-0 | 190 | Lewsiburg, Tenn. | Aspire Academy

PPG	RPG	APG	FG%	MPG
11.1	2.9	3.4	.401	31.7
10.4	2.7	3.4	.370	32.7

Points: 22 at Colorado State | 11-20-19
Rebounds: 7 vs SFA | 11-30-19
Assists: 8 vs Georgia State | 1-6-20
Career vs TXST: 1 GP, 13 PTS, 1-5 FG, 1-1 3FG, 10-16 FT, 5 REB, 3 AST, 4 TO, 0 BLK, 1 STL

Blocks: 1, 2x, at UT Arlington | 2-13-20
Steals: 2, 9x, vs Coastal Carolina | 2-1-20
Minutes: 40 at Appalachian State | 1-16-20

1



JERRY JOHNSON JR.
G | Sr. | 6-2 | 225 | Memphis, Tenn. | Chattanooga

PPG	RPG	APG	FG%	MPG
9.1	2.0	1.6	.390	21.7
9.3	2.3	1.7	.359	22.1

Points: 22 vs Omaha | 12-3-19
Rebounds: 4, 6x, vs Coastal Carolina | 2-1-20
Assists: 5 vs South Alabama | 1-23-20
Career vs TXST: 1 GP, 8 PTS, 1-8 FG, 0-4 3FG, 6-6 FT, 4 REB, 1 AST, 2 TO, 0 BLK, 0 STL

Blocks:
Steals: 3 at UT Arlington | 2-13-20
Minutes: 30 at Tulsa | 12-7-19

2



KOBE WILSON
G | So. | 6-2 | 180 | Palestine, Texas | Atascocita HS

PPG	RPG	APG	FG%	MPG
1.8	0.5	0.3	.214	7.6
0.7	0.3	0.0	.000	2.3

Points: 10 vs Harding | 12-29-18
Rebounds: 3 vs Evansville | 12-4-18
Assists: 3 vs Missouri State | 12-18-18
Career vs TXST: 2 GP, 0 PTS, 0-1 FG, 0-0 3FG, 0-2 FT, 0 REB, 1 AST, 0 TO, 0 BLK, 0 STL

Blocks: 1 vs Harding | 12-29-18
Steals: 4 vs Harding | 12-29-18
Minutes: 26 vs Evansville | 12-4-18

3



MALIK BREVARD
F | Sr. | 6-8 | 215 | Charlotte, N.C. | Palm Beach State College

PPG	RPG	APG	FG%	MPG
6.0	6.2	0.7	.673	20.7
5.9	5.7	0.7	.723	19.1

Points: 17 vs VMI | 11-4-19
Rebounds: 14 vs Idaho | 11-17-19
Assists: 4 vs Idaho | 11-17-19
Career vs TXST: 3 GP, 5 PTS, 2-5 FG, 0-0 3FG, 1-4 FT, 13 REB, 0 AST, 4 TO, 2 BLK, 3 STL

Blocks: 3 vs Harding | 12-29-18
Steals: 7 vs Troy | 1-11-20
Minutes: 37 vs FAU | 12-14-18

4



J.J. MATTHEWS
F | rJr. | 6-9 | 235 | Richmond, Va. | Moberly Area CC

PPG	RPG	APG	FG%	MPG
8.8	4.3	1.5	.555	22.2
7.9	4.4	1.1	.561	22.5

Points: 19, 2x, vs Coastal Carolina | 2-1-20
Rebounds: 10 vs UAM | 11-6-19
Assists: 7 vs Idaho | 11-17-19
Career vs TXST: 3 GP, 6 PTS, 3-8 FG, 0-0 3FG, 0-0 FT, 8 REB, 2 AST, 3 TO, 1 BLK, 1 STL

Blocks: 2, 7x, at UT Arlington | 2-13-20
Steals: 3 vs UT Arlington | 2-16-19
Minutes: 34 vs Idaho | 11-17-19

5



CHRISTIAN WILLIS
G | rJr. | 6-1 | 190 | Belleville, Ill. | Christian Brothers College HS

PPG	RPG	APG	FG%	MPG
5.7	1.4	1.5	.495	20.8
5.6	1.1	1.1	.500	18.3

Points: 17 vs South Alabama | 1-23-20
Rebounds: 6, 2x, at Colorado State | 11-20-19
Assists: 6 vs South Alabama | 1-23-20
Career vs TXST: 2 GP, 2 PTS, 1-3 FG, 0-1 3FG, 0-0 FT, 0 REB, 0 AST, 1 TO, 0 BLK, 0 STL

Blocks: 1, 3x, at Colorado State | 11-20-19
Steals: 3, 2x, vs Omaha | 12-3-19
Minutes: 32, 2x, vs Omaha | 12-3-19

11



MELO EGGLESTON
G | rSo. | 6-8 | 200 | Suitland, Md. | Wake Forest

PPG	RPG	APG	FG%	MPG
9.8	5.6	1.3	.393	22.0
9.6	5.7	1.2	.394	22.2

Points: 17 at Appalachian State | 1-16-20
Rebounds: 10, 2x, vs Troy | 1-11-20
Assists: 4 at Troy | 1-25-20
Career vs TXST: 1 GP, 15 PTS, 6-10 FG, 0-0 3FG, 3-4 FT, 3 REB, 1 AST, 1 TO, 0 BLK, 0 STL

Blocks: 2, 2x, vs South Alabama | 1-23-20
Steals: 2, 2x, vs Troy | 1-11-20
Minutes: 34 at Appalachian State | 1-16-20

12



CANBERK KUS
G | Sr. | 6-6 | 205 | Istanbul, Turkey | College of Central Florida

PPG	RPG	APG	FG%	MPG
9.5	4.8	1.5	.444	24.0
7.0	4.4	1.1	.383	20.8

Points: 18 vs VMI | 11-14-19
Rebounds: 12 vs Idaho | 11-14-19
Assists: 5 vs VMI | 11-14-19
Career vs TXST: 3 GP, 19 PTS, 7-15 FG, 3-8 3FG, 2-2 FT, 8 REB, 4 AST, 1 TO, 3 BLK, 2 STL

Blocks: 4 vs Louisiana | 12-18-19
Steals: 4, 3x, vs Freed-Hardeman | 12-28-19
Minutes: 37 vs Idaho | 11-17-19

15



JAKE SCOGGINS
F | rJr. | 6-9 | 200 | Benton, Ark. | Benton HS

PPG	RPG	APG	FG%	MPG
0.8	0.2	0.0	.286	4.0
1.0	0.0	0.0	1.000	2.5

Points: 4, 3x, vs Culver-Stockton | 12-22-17
Rebounds: 4 at Grand Canyon | 11-16-18
Assists: 3 at Grand Canyon | 11-16-18
Career vs TXST: N/A

Blocks: 1 at Appalachian State | 1-27-18
Steals: 2 vs Coastal Carolina | 2-24-18
Minutes: 20 at Grand Canyon | 11-16-18

23



MARQUIS EATON
G | rr. | 6-2 | 195 | Helena, Ark. | Jonesboro HS

PPG	RPG	APG	FG%	MPG
12.2	3.2	2.9	.386	31.8
14.5	2.9	3.1	.437	33.7

Points: 26 vs UT Arlington | 2-16-19
Rebounds: 9, 2x, vs Louisiana | 12-18-19
Assists: 8 vs Appalachian State | 1-24-19
Career vs TXST: 4 GP, 28 PTS, 10-33 FG, 2-13 3FG, 6-7 FT, 7 REB, 8 AST, 10 TO, 1 BLK, 0 STL

Blocks: 2 vs Louisiana | 3-9-19
Steals: 5 vs Troy | 1-11-20
Minutes: 43 vs Troy | 1-11-20

32



ANTWON JACKSON
F | Fr. | 6-7 | 265 | Las Vegas, Nev. | Ed W. Clark HS

PPG	RPG	APG	FG%	MPG
2.5	2.5	0.6	.476	13.1
2.4	2.3	0.6	.444	11.1

Points: 8 vs Omaha | 12-3-19
Rebounds: 8 vs Louisiana | 12-18-19
Assists: 2, 4x, at Little Rock | 2-8-20
Career vs TXST: 1 GP, 4 PTS, 0-1 FG, 0-0 3FG, 4-4 FT, 2 REB, 0 AST, 2 TO, 1 BLK, 1 STL

Blocks: 1, 7x, vs Texas State | 1-4-20
Steals: 3 at Ole Miss | 11-8-19
Minutes: 25 vs Louisiana | 12-18-19

LAST FIVE GAMES																											
SBC STAT RANKS			##	Player	gp-gs	min	avg	fg-fga	fg%	3fg-fga	3fg%	ft-fa	ft%	off	def	tot	avg	pf	dq	a	to	blk	stl	pts	avg		
Scoring Off.....			7	4	23	Eaton, Marquis	5-5	165	33.0	20-41	.488	10-23	.435	15-19	.789	2	5	7	1.4	13	0	18	5	1	6	65	13.0
Scoring Def.....			9	10	00	Fields, Caleb	5-5	167	33.4	18-46	.391	5-19	.263	22-31	.710	2	11	13	2.6	16	0	16	6	1	5	63	12.6
FG%.....			5	6	04	Matthews, J.J.	5-5	119	23.8	14-26	.538	0-0	.000	25-35	.714	7	16	23	4.6	20	1	6	6	4	4	53	10.6
FG% Def.....			12	12	01	Johnson, Jerry	5-0	115	23.0	14-32	.438	13-26	.500	8-8	1.000	2	14	16	3.2	10	0	10	9	0	4	49	9.8
3-PT %.....			2	3	03	Brevard, Malik	5-4	101	20.2	16-20	.800	0-0	.000	8-12	.667	8	15	23	4.6	18	1	6	3	2	2	40	8.0
3-PT % Def.....			11	10	11	Eggleston, Melo	5-3	97	19.4	15-43	.349	0-6	.000	10-18	.556	6	15	21	4.2	12	0	9	11	2	3	40	8.0
FT%.....			7	7	12	Kus, Canberk	5-3	79	15.8	9-23	.391	3-10	.300	5-7	.714	7	12	19	3.8	11	0	3	6	2	0	26	5.2
Rebs/Game.....			12	9	05	Willis, Christian	5-0	98	19.6	8-18	.444	3-10	.300	4-9	.444	0	5	5	1.0	14	1	2	3	0	4	23	4.6
Reb. Margin.....			10	8	32	Jackson, Antwon	5-0	56	11.2	2-5	.400	0-0	.000	6-8	.750	2	10	12	2.4	8	0	4	2	0	1	10	2.0
TO Margin.....			5	5	15	Scoggins, Jake	1-0	1	1.0	1-1	1.000	0-0	.000	0-0	.000	0	0	0	0.0	0	0	0	0	0	0	2	2.0
Asts/Game.....			4	5	02	Wilson, Kobe	1-0	2	2.0	0-1	.000	0-0	.000	2-2	1.000	0	0	0	0.0	0	0	0	0	0	0	2	2.0
All Games / SBC Only																											

ARKANSAS STATE BASKETBALL

NUMERICAL ROSTER

No.	Name	Pos.	Yr.	Ht.	Wt.	Hometown/Last School
0	Caleb Fields	G	Fr.	6-0	190	Lewisburg, Tenn./Aspire Academy
1	Jerry Johnson Jr.	G	Sr.	6-2	225	Memphis, Tenn./Chattanooga
2	Kobe Wilson	G	So.	6-2	180	Palestine, Texas/Atascocita HS
3	Malik Brevard	F	Sr.	6-8	210	Charlotte, N.C. /Palm Beach State College
4	J.J. Matthews	F	rJr.	6-9	235	Richmond, Va./Moberly Area CC
5	Christian Willis	G	rJr.	6-1	190	Belleville, Ill. /Christian Brothers College HS
10	Malcolm Farrington	G	Fr.	6-4	200	West Palm Beach, Fla./DME Academy
11	Melo Eggleston	G	rSo.	6-8	200	Suitland, Md./Wake Forest
12	Canberk Kus	G	Sr.	6-6	205	Istanbul, Turkey/College of Central Florida
15	Jake Scoggins	F	rJr.	6-9	220	Benton, Ark./Benton HS
20	J'Sebian Brown	G	Jr.	6-4	165	Jonesboro, Ark./Southwest Tennessee
21	Avery Felts	G	Fr.	6-2	185	Jonesboro, Ark./Westside HS
23	Marquis Eaton	G	Jr.	6-2	195	Helena, Ark./Jonesboro HS
32	Antwon Jackson	F	Fr.	6-7	265	Las Vegas, Nev./Ed W. Clark HS

ALPHABETICAL ROSTER

No.	Name	Pos.	Yr.	Ht.	Wt.	Hometown/Last School
3	Malik Brevard	F	Sr.	6-8	210	Charlotte, N.C./Palm Beach State College
20	J'Sebian Brown	G	Jr.	6-4	165	Jonesboro, Ark./Southwest Tennessee
23	Marquis Eaton	G	Jr.	6-2	195	Helena, Ark./Jonesboro HS
11	Melo Eggleston	G	rSo.	6-8	200	Suitland, Md./Wake Forest
10	Malcolm Farrington	G	Fr.	6-4	200	West Palm Beach, Fla./DME Academy
21	Avery Felts	G	Fr.	6-2	185	Jonesboro, Ark./Westside HS
0	Caleb Fields	G	Fr.	6-0	190	Lewisburg, Tenn./Aspire Academy
32	Antwon Jackson	F	Fr.	6-7	265	Las Vegas, Nev./Ed W. Clark HS
1	Jerry Johnson Jr.	G	Sr.	6-2	225	Memphis, Tenn./Chattanooga
12	Canberk Kus	G	Sr.	6-6	205	Istanbul, Turkey/College of Central Florida
4	J.J. Matthews	F	rJr.	6-9	235	Richmond, Va./Moberly Area CC
15	Jake Scoggins	F	rJr.	6-9	220	Benton, Ark./Benton HS
5	Christian Willis	G	rJr.	6-1	190	Belleville, Ill. /Christian Brothers College HS
2	Kobe Wilson	G	So.	6-2	180	Palestine, Texas/Atascocita HS

COACHING STAFF

Head Coach	Mike Balado
Assistant Coach	Rick Cabrera
Assistant Coach	Casey Stanley
Assistant Coach	Mike Scutero
Director of Basketball Ops	Hayden McClain
Strength & Conditioning	James Diaz
Athletic Trainer	Matt Kabay

PRONUNCIATION GUIDE

Malik Brevard	Bruh-var'd
J'Sebian Brown	Juh-say-be-in
Canberk Kus	Jhawn-bek Koo-sh
Mike Balado	Buh-lah-doh
Mike Scutero	Scoo-tear-oh

QUICK FACTS

THE UNIVERSITY

Location.....	Jonesboro, Ark.
Founded	1909
Enrollment	14,085
Colors	Scarlet & Black
Nickname	Red Wolves
Conference	Sun Belt
President	Dr. Charles Welch
Chancellor	Dr. Kelly Damphousse
Athletics Director	Terry Mohajir
Athletics Department Phone	870-972-3880
Ticket Office Phone	870-972-2781

BASKETBALL HISTORY

First Year of Basketball	1926-27
No. of Seasons	92
All-Time Record.....	1,222-1,178
Sun Belt Record.....	237-255
Record in First National Bank Arena	323-132
NCAA Tourney Years (Record)....	1 (0-1); Last 1999
NIT Years (Record).....	4 (4-4); Last 1991

2019-20 TEAM

Letterwinners Returning/Lost	7/6
Starters Returning/Lost	1/4
2018-19	13-19 (H: 10-4; A: 2-13; N: 1-2)
2018-19 Sun Belt Finish	7-11, 9th

MEDIA RELATIONS

Associate Director/MBB Contact:.....	Mark Taylor
E-Mail	martaylor@astate.edu
Office/Cell	870-972-3547 / 870-219-5705
Twitter	@AStateMB
Website	AStateRedWolves.com



SERIES HISTORY

Texas State leads 8-3

- ▶ A-State and Texas State meet for the 12th time with Saturday's clash in San Marcos.
- ▶ The Bobcats have won each of the last eight meetings to lead the series 8-3. Texas State has held the Red Wolves below 68 points in seven of the last eight meetings.
- ▶ Four players scored double figures, but A-State fell 70-67 in the first meeting of the season coming back on January 4 at First National Bank Arena. Melo Eggleston scored a team-high 15 points and added 10 rebounds for his first double-double while Caleb Fields (13), Canberk Kus (12) and Marquis Eaton (10) also reached double figure scoring. Texas State held A-State to 35.4 percent from the floor while shooting 42.2 percent
- ▶ A-State is in its 29th season of play in the Sun Belt Conference with a record of 237-254 (.483). A-State is 155-95 (.620) at home and 82-159 (.340) on the road in SBC action.

SERIES RECORD

In Jonesboro:	2-4
In San Marcos:	1-4
Neutral Sites:	0-0
Current Overall Streak:	Texas State, W8
Longest A-State Win Streak:	3 Games
Longest TXST Win Streak:	8 Games
Largest A-State Win:	5 (78-73) Jan. 17, 2015
Largest TXST Win:	13 (64-77) Jan. 19, 2019

SERIES RESULTS

Date	Year	Score	Result
Feb. 22	2014	73-68	hW
Jan. 17	2015	78-73 ^{OT}	hW
Feb. 28	2015	60-70	aL
Jan. 23	2016	68-78	aL
Feb. 25	2016	60-71	hL
Feb. 13	2017	58-62	aL
Jan. 11	2018	67-73	hL
Jan. 19	2019	64-77	aL
Feb. 14	2019	74-84	hL
Jan. 4	2020	67-70	hL

TALE OF THE TAPE

A-State	Stats	Texas State
71.2	Points Per Game	▶ 72.6
71.5	Opp. Points Per Game	▶ 63.5
-0.3	Scoring Margin	▶ +9.1
.443	Field Goal %	▶ .455
.458	Opp. Field Goal %	▶ .401
.353 ◀	3-Point FG %	.338
.350	Opp. 3-Point FG %	▶ .328
.703	Free Throw %	▶ .758
32.3	Rebounds Per Game	▶ 33.7
-1.3	Rebound Margin	▶ +0.2
14.4 ◀	Assists Per Game	13.8
12.7	Turnovers Per Game	▶ 11.3
+1.6	Turnover Margin	▶ +3.9
1.1	Assist/Turnover Ratio	▶ 1.2
6.9 ◀	Steals Per Game	6.5
2.9 ◀	Blocks Per Game	2.8

THE OPENING TIP

- ▶ The Red Wolves close out a three-game road trip with a 2:00 p.m. contest at Texas State Saturday on ESPN+.
- ▶ The 2019-20 campaign marks the program's 92nd season with the Red Wolves amassing a 1,222-1,178 all-time record (.509) dating back to the inaugural 1926-27 season.

"DON'T STOP BELIEVING"

- ▶ Eight of the Red Wolves 15 wins have come despite trailing by eight or more points in the game. In each of those eight wins, A-State's opponent had a 78 percent or greater win probability per ESPN. Six games, Troy (95.4%), Coastal Carolina (95.0%), Georgia State (94.8%), Tulsa (95.3%), Omaha (93.1%) and Colorado State (98.6%), saw an opponent have a 90-plus percent win probability.
- ▶ Of the eight comeback wins, five have been double-digit deficits in the second half. Of the Red Wolves five conference wins, four have seen the Red Wolves overcome at least an eight point second-half deficit.
- ▶ Between the 2014-15 and 2017-18 seasons, A-State had seven wins despite trailing by 10 or more points in the second half.

Deficits Overcome

vs Idaho	14 - 8:18 1H
at Colorado State	17 - 16:22 2H
vs Omaha	13 - 17:42 2H
at Tulsa	9 - 12:36 1H
at ULM	8 - 16:42 2H
vs Georgia State	14 - 19:39 2H
vs Troy	12 - 6:59 2H
at Coastal Carolina	12 - 11:15 2H

"LITTLE HELP FROM MY FRIENDS"

- ▶ A-State is averaging 14.4 assists per game, up from 11.3 assists per game last season. A-State has 15 games (12-3 record) with 14 or more assists this season, eighth most in NCAA, after posting a combined 13 the last two seasons.
- ▶ The Red Wolves have 374 assists on 605 field goals, good for an assist percentage of 61.8 percent. The 1987-88 team has the highest assist percentage in program history at 61.6 percent (570/925). Per KenPom.com, A-State ranks 11th nationally in assist percentage (A/FGM).
- ▶ Four games this season, A-State has logged 20 or more assists. Entering this season, A-State logged 20 or more assists in 11 of 282 games played since the 2010-11 season opener.
- ▶ A-State finished with a season-high 22 assists against Idaho while turning the ball over just seven times. It marked just the third time since the 2010-11 season opener that A-State had 20 or more assists and seven or fewer turnovers. The 22 assists are the most since the Red Wolves had 26 at Lamar on Nov. 30, 2013.
- ▶ A-State has a 1.1 assist to turnover ratio which would tie for the best dating back to the 1984-85 season when turnovers are available in yearly statistics. A-State has posted just eight seasons with a positive assist to turnover ratio since 1984-85 with the most recent coming in the 2013-14 season. In 12 of 15 wins this season, A-State has a 1.0 or better assist to turnover ratio. The Red Wolves had a 1.0 or better assist to turnover ratio in five games last season.

"EVEN FLOW"

- ▶ A-State has two players averaging double figures and six others are averaging five or more points. Eight players are logging an average of 20 or more minutes, while six players have 30 or more assists. This season, six different players have led the Red Wolves in scoring (including ties): Marquis Eaton (7), Melo Eggleston (5), Caleb Fields (5), Canberk Kus (4), J.J. Matthews (3) and Jerry Johnson Jr. (3). Last season, A-State had five different players led the team in scoring (including ties): Ty Cockfield (26), Marquis Eaton (3), Grantham Gillard (2), Tristin Walley (2) and Canberk Kus (1).
- ▶ Eight players have combined for 87 double-figure scoring outings. Marquis Eaton leads the team with 15 while Caleb Fields (14), Jerry Johnson Jr. (14), Canberk Kus (12), J.J. Matthews (12), Melo Eggleston (10), Christian Willis (5) and Malik Brevard (5) make up the 87 total double-figure outings. Of those 87 double-figure scoring outputs, 30 have come by a player coming off the bench, second behind Winthrop for the most this season.

"FREE FALLIN'"

- ▶ Per KenPom.com, A-State leads the country in free throw rate at 52.2. Free throw rate is the ratio of foul shots to field goal attempts, expressed as FTA/FGA. The Red Wolves lead the nation in both free throw makes (487) and free throw attempts (693). A-State has made more free throws (487) than 223 NCAA Division I teams have attempted. In conference play, A-State has more made free throws (326) than nine out of 11 of the other league foes have attempted.
- ▶ Freshman Caleb Fields ranks 61st nationally in free throws made (106) and 29th in free throw attempts (155). Per KenPom.com, Fields ranks sixth individually in free throw rate at 81.4. Anything over 50 is good, and 70 is excellent.

"NOTHING AS IT SEEMS"

- ▶ This section of the game notes is reserved for useless information.
- ▶ A-State has scored in 2,400 consecutive games.
- ▶ The Red Wolves have hit a 3-pointer in 280 consecutive games. A-State has one 3-point make in three of those 278 games; at Louisiana (March 3, 2018), at North Texas (Feb. 28, 2013) and at Louisville (Nov. 11, 2011)
- ▶ A-State is unbeaten when scoring more points than its opponent.
- ▶ Cats have fewer toes on their back paws

LAST TIME OUT



Official Basketball Box Score - Game Totals - Final Statistics
Arkansas State vs UT Arlington
02/19/20 7:00 pm at Arlington, Texas (College Park Center)



Arkansas State 67 - 15-11, 7-8 SBC

#	Player	FG	FGA	FT	FTA	Rebounds	PF	TP	A	TO	Bk	St	Min
00	Brevard, Malik	1-2	0-0	0-0	0-0	2	2	5	2	1	0	0	6
01	Matthews, J.J.	1-3	0-0	0-0	1-3	4	4	6	1	2	2	0	21
02	Fields, Caleb	1-2	0-3	1-2	1-2	3	3	5	2	1	1	1	35
10	Kus, Canberk	0-2	0-2	0-0	0-0	0	0	3	0	2	3	0	17
20	Eaton, Marquis	6-11	1-5	3-4	1-0	1	1	16	5	1	0	2	36
01	Johnson, Jerry	5-9	4-7	3-3	0-3	3	3	2	17	0	4	0	26
05	Willis, Christian	1-3	1-2	0-3	0-1	0	1	0	3	0	0	0	19
11	Eggleston, Melo	5-13	0-1	3-7	2-3	5	3	13	2	2	0	2	28
32	Jackson, Antwon	0-2	0-0	5-6	1-3	4	2	5	0	1	0	1	12
Team													
Totals		23-54	6-20	15-25	8-19	27	23	67	13	14	3	11	200

FG % 1st Half: 10-23 43.5% 2nd half: 13-31 41.9% Game: 23-54 42.6% Deadball
3FG % 1st Half: 3-9 33.3% 2nd half: 3-11 27.3% Game: 6-20 30.0% Rebounds
FT % 1st Half: 5-11 45.5% 2nd half: 10-14 71.4% Game: 15-25 60.0%

UT Arlington 77 - 11-15, 7-8 SBC

#	Player	FG	FGA	FT	FTA	Rebounds	PF	TP	A	TO	Bk	St	Min
02	Jordan Phillips	1-3	1-1	3-4	0-3	3	2	10	2	1	0	0	21
05	Rashad Davis	7-9	1-2	0-0	5-9	14	2	15	3	5	1	1	34
13	Jabari Narcis	0-2	0-1	4-4	3-1	4	3	4	2	1	1	0	23
01	Sam Griffin	7-13	4-6	1-2	0-5	5	0	19	2	2	0	2	31
04	David Azore	1-7	0-1	5-9	0-3	3	4	7	3	1	0	1	24
00	Brian Warren	5-9	1-2	4-5	0-1	1	1	15	5	3	0	1	26
03	Ayoub Noughi	1-2	0-1	0-1	0-1	1	2	2	0	0	1	0	13
14	Davis Steelman	1-1	0-0	0-0	0-0	0	1	2	0	0	0	0	4
20	Nicolas Elame	0-1	0-0	1-2	0-2	2	0	1	0	1	0	0	7
22	T'Andre Jackson-Young	0-2	0-1	0-0	0-0	0	1	0	1	1	0	0	10
03	Coleman Sparling	1-1	0-0	0-0	2-3	5							
Team													
Totals		26-53	7-15	18-27	11-29	40	17	77	18	17	3	5	200

FG % 1st Half: 15-30 50.0% 2nd half: 11-23 47.8% Game: 26-53 49.1% Deadball
3FG % 1st Half: 3-9 33.3% 2nd half: 4-6 66.7% Game: 7-15 46.7% Rebounds
FT % 1st Half: 6-7 85.7% 2nd half: 12-20 60.0% Game: 18-27 66.7%

Officials: Roderick Dixon, Nathan Benis, Mark Schurz
Technical fouls: Arkansas State-None, UT Arlington-None.
Attendance: 1499

Score by periods	1st	2nd	Total
Arkansas State	28	39	67
UT Arlington	39	38	77

Last FG - ASU 2nd-02:19, UTA 2nd-02:04.
Legend: ASU by 2:19 18:35, UTA by 19:20 07:45.
ASU led for 00:34, UTA led for 37:07. Game was tied for 02:13.

ABOUT THE GAME

Early turnovers cost the Arkansas State men's basketball team in a 77-67 setback at UT Arlington Thursday night.

UT Arlington (11-15, 7-8 Sun Belt) converted nine A-State (15-11, 7-8 Sun Belt) turnovers in the first 10-plus minutes in 17 points while building as large as a 17-point lead in the first half. The Red Wolves were able to cut an 11-point halftime deficit to as few as eight points in the second half, but UT Arlington came away with the double-digit victory.

Jerry Johnson Jr. led A-State with 17 points off the bench while Marquis Eaton added 16 points and five assists and Melo Eggleston chipped in 13 points. Sam Griffin led UT Arlington with 19 points while Rashad Davis had 15 points and 14 rebounds.

UT Arlington shot 49 percent (26-53) from the field, including 7-of-15 (.467) from 3-point range. The Mavericks converted 18-of-27 (.667) at the charity stripe and out-rebounded the Red Wolves 40-27. A-State finished the night shooting 43 percent (23-54) overall, 6-of-20 (.300) beyond the arc, and 15-of-25 (.600) at the stripe.

"OFF HE GOES"

- The four freshmen on the roster this season are the most for an A-State squad since 2016-17 season.
- Caleb Fields (Lewisburg, Tenn./Aspire Academy), Malcolm Farrington (West Palm Beach, Fla./DME Academy), Avery Felts (Jonesboro, Ark./Westside HS) and Antwon Jackson (Las Vegas, Nev./Ed W. Clark HS).
- Graduate transfer Jerry Johnson Jr. (Chattanooga) was immediately eligible at the start of the season while redshirt-sophomore Melo Eggleston (Wake Forest) became eligible to play on Dec. 18 against Louisiana. Johnson scored 10 points over his first four appearances, but has since reached double figures in 14 of his last 21 games. Eggleston has scored double figures in 10 of his last 15 games with double-doubles against Georgia State and Troy.
- Fields is averaging 11.1 points per game on 40.1 percent (75-187) shooting and is 22-of-64 (.344) from 3-point range. Only six freshmen at A-State have averaged 10 or more points in their freshman season: Jerry Rook (1961-62) 19.8, John Dickson (1963-64) 15.5, Brandon Reed (2009-10) 15.1, John Belcher (1968-69) 12.5, Ryan Wedel (2006-07) 10.7 and Mike Burk (1964-65) 10.2.

"I CALL YOUR NAME"

- Coming off the bench, A-State players have responded this season. The Red Wolves are 14-7 this year when the bench is responsible for 15 or more points. A-State had a season-high 46 points from its bench in the win over Omaha. The Red Wolves had a season-low eight bench points against Coastal Carolina (Feb. 1).
- Players off the bench are averaging a combined 25.8 points per game on 43.1 percent (205-476) shooting, including 40.3 percent (81-201) beyond the arc. The Red Wolves opponents bench is averaging 20.5 points.

"START ME UP"

- A-State was 12-4 when leading at halftime, but 1-15 when tied or trailing at the break last season. This season, the Red Wolves are 9-0 when leading at half and 6-11 when trailing.
- Dating back to the beginning of the 2017-18 season, A-State is 29-5 when holding a halftime lead, but 11-45 when tied or trailing at the midway point.

"AROUND AND AROUND"

- A-State held Troy to 29.3 percent (17-58) from the field in the win on January 25. It marked the first time the Red Wolves had held a Sun Belt foe below 30 percent from the field since January 15, 2015 at Appalachian State (17-58 / 29.3 percent).
- A-State has five wins this season when trailing with five minutes remaining. Prior to this season, the Red Wolves had five such wins dating back to the 2016-17 season.
- A-State has topped it's win total from last season (13-19) and matched the league win total from a year ago (7-11). The Red Wolves have four road wins this year, two more than last season (2-13).
- The Red Wolves are 11-5 when committing 13 or fewer turnovers this season. Combining the 2017-18 and 2018-19 seasons, A-State was 11-23 in such games.
- A-State currently has a +1.6 turnover margin, best for an A-State team since the 2012-13 team finished at +2.8.
- In the 75-71 win against South Alabama (Jan. 23), A-State did not trail. It was the first win of the season in which A-State did not trail. A-State led for a season-high 37:51 topping the previous high of 36:44 against UC Davis back on November 15 (trailed for 1:40). Leading for 39:16 at Troy, A-State closed the two-game week leading for 76:31 of 80:00 played. In it's first five conference wins, A-State combined to lead for 84:20.
- The Red Wolves have seven games this season in which they logged 14 or more assists and 10 or fewer turnovers. Dating back to the 2010-11 season, A-State had 22 such games and did not have more than four such games in any single season.
- A-State is 11-2 this season (3-1 Sun Belt) when whistled for 20 or fewer fouls. The Red Wolves have been whistled for 20 or more fouls in each of the last eight games (3-5).
- With the Red Wolves currently leading the nation in free throws made (487) and free throws attempt (693), this A-State team has topped the season total of free throw makes of 46 seasons and the free throw attempt total of 47 seasons dating back to the 1962-63 season.
- A-State ranks 339th nationally in fewest fouls with 539 on the season. In the national ranks in which A-State leads in free throw makes and attempts, A-State's opponents total would rank 16th in free throw makes (421) and 13th in free throw attempts (585).
- A-State is 10-1 when they are equal (1-0) or outscore (9-1) their opponents in points in the paint.
- The Red Wolves had 21 assists on 22 made field goals against South Alabama, the highest assist percentage (95.5%) by any team in a game this season (minimum 20 assists). Only five other teams have logged a game with a 90 percent assist rate this season (minimum 20 assists).
- A-State is 11-4 when Caleb Fields has three or more assists.
- Eight players have multiple double-figure scoring games for the Red Wolves. The records for A-State when those players reach double figures: Caleb Fields (8-6), Jerry Johnson Jr. (9-5), Malik Brevard (2-3), J.J. Matthews (7-5), Christian Willis (5-0), Melo Eggleston (6-4), Canberk Kus (8-4) and Marquis Eaton (9-6).

ARKANSAS STATE BASKETBALL

HEAD COACH MIKE BALADO

Arkansas State University Director of Athletics Terry Mohajir announced the appointment of Mike Balado as the 16th head coach of the A-State men's basketball program on March 20, 2017.

Balado came to Arkansas State after spending more than 15 seasons as an assistant coach, his last stop covering four seasons at the University of Louisville.

In his first two seasons at the helm, Balado has led the Red Wolves to a 24-40 record. With an up-tempo style of offense, A-State has top-five marks in single-season 3-pointers made, including 237 in 2018-19. The Red Wolves finished last season ranked second in the league in rebounding at 37.8 per game. A-State now has three-straight road wins at Little Rock for the first time since the 2005-07 seasons.

His first signing class, consisting of Ty Cockfield, Tristin Walley and Grantham Gillard, played a vital role on the floor. Cockfield set the single-season program record for scoring (716) and free throws made (173) and was a second team all-conference pick.

During Balado's four seasons working at Louisville, the Cardinals posted a 106-32 overall record for a .768 winning percentage. In the 2016-17 campaign, he helped lead Louisville to a 25-9 record and a No. 2 seed in the Midwest Regional of the NCAA Tournament.

Prior to joining the Louisville staff, Balado was an assistant coach for Richard Pitino at Florida International University. During that 2012-13 season, he helped the Panthers to an 18-14 record, their first winning season in 13 years and fourth-highest win total in school history.

BALADO VS OPPONENTS

Abilene Christian	1-1	Lehigh	0-1
Appalachian State	3-2	Little Rock	3-2
Arkansas-Monticello	1-0	Louisiana	2-3
Cleveland State	0-1	Minnesota	0-1
Coastal Carolina	1-4	Missouri Baptist	1-0
Colorado State	1-0	Missouri State	1-1
Culver-Stockton	1-0	Ole Miss	0-1
Eastern Illinois	0-1	Omaha	1-1
Eastern Michigan	0-1	South Alabama	2-4
Evansville	1-1	Stephen F. Austin	0-1
FAU	2-0	Syracuse	0-1
Freed-Hardeman	1-0	Texas State	0-4
Gardner-Webb	1-0	Troy	2-3
Georgia Southern	1-2	Tulsa	1-0
Georgia State	1-3	ULM	4-2
Grand Canyon	0-1	UC Davis	1-0
Harding	1-0	UNC-Wilmington	0-1
Indiana	0-1	UT Arlington	1-4
Henderson State	1-0	UT Martin	0-1
Howard	1-0	VMI	1-0
Idaho	1-0	Wichita State	0-1
Indiana	0-1		

SUN BELT CONFERENCE STANDINGS *(As of Games Played Feb. 13)*

	Conference			Overall									
	W	L	PCT	W	L	PCT	PF	PA	H	A	N	T25	STRK
Little Rock	12	3	.800	18	8	.692	1884	1777	11-2	7-6	0-0	0-1	L1
Georgia State	10	5	.667	17	9	.654	2048	1845	10-1	6-8	1-0	0-1	W2
Georgia Southern	10	5	.667	16	10	.615	1984	1850	10-2	5-7	1-1	0-1	W3
Texas State	9	6	.600	16	10	.615	1888	1652	11-3	5-7	0-0	0-1	W1
South Alabama	8	7	.533	15	11	.577	1871	1785	8-5	5-5	2-1	0-1	W3
Appalachian State	8	7	.533	14	12	.538	1780	1737	8-3	5-8	1-1	0-0	L1
Arkansas State	7	8	.467	15	11	.577	1852	1860	10-5	5-6	0-0	0-0	L4
UT Arlington	7	8	.467	11	15	.423	1827	1767	6-5	5-9	0-1	0-2	W1
Coastal Carolina	6	9	.400	13	13	.500	2019	1975	8-9	5-4	0-2	0-1	L1
Louisiana	5	10	.333	10	16	.385	1850	1940	7-6	2-9	1-1	0-0	L2
Troy	5	10	.333	9	17	.346	1808	1881	6-7	3-10	0-0	0-0	L2
ULM	3	12	.200	7	17	.292	1513	1637	6-7	1-10	0-0	0-1	W1

SUN BELT PLAYER OF THE WEEK

November 12	Josh Ajayi - South Alabama
November 19	Markquis Nowell - Little Rock
November 26	Elijah McCadden - Georgia Southern
December 3	Markquis Nowell - Little Rock
December 9	DeVante Jones - Coastal Carolina
December 16	Nijal Pearson - Texas State
December 23	Justin Forrest - Appalachian State
December 30	Ike Smith - Georgia Southern
January 4	Kamani Johnson - Little Rock
	Michael Ertel - ULM
January 13	Nijal Pearson - Texas State
January 20	Josh Ajayi - South Alabama
January 27	Jalen Johnson - Louisiana
February 3	Markquis Nowell - Little Rock
	Justin Forrest - Appalachian State
February 10	Quan Jackson - Georgia Southern

2019-20 PRESEASON ALL-CONFERENCE

First Team

Quan Jackson	Georgia Southern	G	rJr.
Josh Ajayi	South Alabama	F	rSr.
Trhae Mitchell	South Alabama	F	rSr.
Brian Warren	UT Arlington	G	Sr.
Nijal Pearson	Texas State	G	Sr.












Second Team

Justin Forrest	Appalachian State	G	Jr.
DeVante Jones	Coastal Carolina	G	So.
Ike Smith	Georgia Southern	G	rSr.
Kane Williams	Georgia State	G	Jr.
Michael Ertel	ULM	G	Jr.

Third Team

Isaac Johnson	Appalachian State	F	Sr.
Isaiah Crawley	Georgia Southern	F	Sr.
Cedric Russell	Louisiana	G	Jr.
JD Williams	ULM	G	Sr.
Don Coleman	South Alabama	G	rSr.

SUN BELT CONFERENCE COMPOSITE SCHEDULE

	A-STATE	LR	APP	CCU	GS	GSU	LA	ULM	USA	TROY	UTA	TXST
	---	90-87, W Feb. 22	83-80 ^{OT} , W Feb. 22	75-80, L Feb. 22	Mar. 3	87-90, L	67-79, L Feb. 27	59-62, L Feb. 19	75-59, W Feb. 19	68-76, L Feb. 19	73-52, W Feb. 15	70-67, W Feb. 15
	87-90, L Feb. 22	---	57-73, L Feb. 22	55-71, L Feb. 22	73-79, L	Mar. 3	66-69, L Feb. 29	72-73, L Feb. 27	52-43, W Feb. 27	76-71, W Feb. 15	89-92, L Feb. 15	68-72, L Feb. 15
	80-83 ^{OT} , L Feb. 22	73-57, W Feb. 22	---	58-78, L Feb. 29	72-74, L Feb. 15	69-60, W Feb. 15	81-73, W Feb. 15	Mar. 3	71-81, L Feb. 20	65-70, L Feb. 22	66-56, W Feb. 15	82-57, W Feb. 15
	80-75, W Feb. 22	71-55, W Feb. 22	78-58, W Feb. 22	---	70-67, W Feb. 15	72-74, L Feb. 15	Mar. 3	64-93, L	69-81, L Feb. 22	77-59, W Feb. 22	77-82, L Feb. 15	78-66, W Feb. 15
	77-83, L Mar. 3	96-79, W Feb. 27	74-72, W Feb. 15	67-70, L Feb. 15	79-69, W Feb. 15	82-77, W Feb. 29	51-71, L Feb. 29	56-67, L Feb. 22	74-68, W Feb. 22	66-82, L Feb. 22	74-77, L Feb. 22	64-67, L Feb. 20
	90-87, W Mar. 3	Mar. 3	60-69, L Feb. 15	74-72, W Feb. 15	77-82, L Feb. 29	---	52-90, L Feb. 29	62-84, L Feb. 22	63-72, L Feb. 22	75-65, W Feb. 22	77-83, L Feb. 20	69-81, L Feb. 22
	79-67, W Feb. 27	69-66, W Feb. 29	73-81, L Mar. 3	Mar. 3	90-52, W Feb. 29	86-79, W Feb. 29	---	60-81, L Feb. 22	60-57, W Feb. 13	62-79, L Feb. 15	81-65, W Feb. 15	68-59, W Feb. 15
	62-59, W Feb. 19	73-72, W Feb. 27	Mar. 3	93-64, W Feb. 22	67-56, W Feb. 22	67-65, W Feb. 22	81-60, W Feb. 22	---	49-69, L Feb. 15	63-79, L Feb. 15	78-58, W Feb. 15	64-63, W Feb. 15
	59-75, L Feb. 19	43-52, L Feb. 20	81-71, W Feb. 20	81-69, W Feb. 22	68-74, L Feb. 22	72-63, W Feb. 22	57-60, L Feb. 13	69-49, W Feb. 15	---	Feb. 7 Feb. 29	54-66, L Mar. 3	---
	76-68, W Feb. 22	71-76, L Feb. 22	70-65, W Feb. 22	59-77, L Feb. 20	82-66, W Feb. 20	65-75, L Feb. 20	79-62, W Feb. 15	79-63, W Feb. 15	Feb. 7 Feb. 29	---	Mar. 3	63-71, L Feb. 28
	52-73, L Feb. 15	92-89, W Feb. 15	56-66, L Feb. 15	66-78, L Feb. 20	82-77, W Feb. 22	77-74, W Feb. 22	65-81, L Feb. 20	58-78, L Feb. 20	66-54, W Mar. 3	71-63, W Mar. 3	64-62, W Feb. 28	---
+/ -	-1	+4	+1	-2	+2	+3	-3	-5	0	-2	+1	+2

BOLD in each cell indicates home game for team in column header. Shading reflects single game against opponent | **Red** indicates road wins
Bottom row equals total of +1/-1 where +1 is gained for road win and -1 when losing at home
APP - Appalachian State; A-State - Arkansas State; CCU - Coastal Carolina; GASO - Georgia Southern; GSU - Georgia State; LR - Little Rock;
ULL - Louisiana; USA - South Alabama; UTA - UT Arlington; TXST - Texas State

ARKANSAS STATE BASKETBALL

STATISTICAL TRENDS

	19-20	Balado Era
At Home	10-5	27-16
On Road	5-6	11-32
When winning opening tipoff	10-5	18-22
When losing opening tipoff	5-6	21-29
When scoring first	7-7	19-23
When scoring second	8-4	18-27
When 3 or more players score 10+	6-4	16-16
When 4 or more players score 10+	8-4	19-12
In November	5-2	9-11
In December	5-1	13-8
In January	5-5	10-15
In February	0-3	5-12
In March	-	2-5
Leading at halftime	9-0	28-7
Trailing at halftime	6-11	10-40
Tied at halftime	-	1-4
Leading with 5:00 remaining	10-1	30-5
Trailing with 5:00 remaining	5-10	8-45
Tied with 5:00 remaining	-	1-1
Shooting higher FG% than opp.	7-2	24-7
Shooting lower FG% than opp.	6-9	13-42
Shooting same FG% as opp.	2-0	2-2
Shooting 50% or better	7-1	20-5
Shooting 40-49%	8-5	17-23
Shooting 30-39%	0-5	1-22
Shooting less than 30%	-	1-1
Shooting higher 3PT% than opp.	10-3	28-13
Shooting lower 3PT% than opp.	5-8	11-37
Shooting same 3PT% than opp.	-	0-1
Make more 3-pointers than opp.	5-3	18-18
Make fewer 3-pointers than opp.	6-6	15-26
Make same number 3-pointers	4-2	6-7
Shoot higher FT% than opp.	8-5	22-25
Shoot lower FT% than opp.	7-6	17-26
Shoot same FT% as opp.	-	0-0
Shoot more FT than opp.	10-4	25-14
Shoot fewer FT than opp.	5-7	12-37
Shoot same number FT opp.	-	1-0
Out-rebound opp.	8-1	24-15
Being out-rebound by opp.	4-9	11-34
Same number of rebounds	3-1	4-2
Record more assists	9-2	24-7
Record fewer assists	5-8	12-42
Record same number assists	1-1	2-2
Commit fewer turnovers than opp.	12-5	22-20
Commit more turnovers than opp.	1-5	12-27
Commit same turnovers as opp.	2-1	5-4
Scoring 85 points or more	1-1	10-4
Scoring 75-84 points	10-2	19-11
Scoring 65-74 points	3-2	8-16
Scoring 64 points or fewer	1-6	2-20
Allowing 85 points or more	1-1	3-16
Allowing 75-84 points	3-6	12-25
Allowing 65-74 points	6-4	13-8
Allowing 64 points or fewer	5-0	11-1
Bench outscores opp.	10-4	23-24
Bench outscored by opp.	5-7	15-26
Bench points equal	-	0-1
More points in paint than opp.	9-1	23-13
Fewer points in paint than opp.	5-10	15-36
Points in paint equal	1-0	1-2
More second chance points than opp.	6-4	20-22
Fewer second chance points than opp.	7-5	16-26
Second chance points equal	2-2	3-6
More fast break points than opp.	11-6	25-17
Fewer fast break points than opp.	4-4	11-26
Fast break points equal	0-1	3-6
White uniforms	9-5	26-17
Black uniforms	1-3	7-23
Red uniforms	5-3	6-11
Monday	1-0	4-0
Tuesday	1-0	3-4
Wednesday	3-1	3-3
Thursday	2-4	7-15
Friday	1-1	4-6
Saturday	6-4	16-20
Sunday	1-0	2-1
Games Decided By....		
0-5 Points or OT	8-3	19-12
6-10 Points	0-3	5-12
11-15 Points	5-0	10-12
16-19 Points	2-2	2-5
20+ Points	0-3	3-10

2019-20 MARGIN OF VICTORY/DEFEAT

Margin	1	2	3	4	5	6	7	8	9	10	11-14	15-19	20-24	25-29	30-34	35+
Victory	-	1	3	1	2	-	-	1	-	-	4	3	-	-	-	-
Defeat	-	-	3	-	-	1	1	-	-	1	-	2	2	1	-	-

MARGIN OF VICTORY/DEFEAT SINCE 1991-92 (SUN BELT ERA)

Margin	1	2	3	4	5	6	7	8	9	10	11-14	15-19	20-24	25-29	30-34	35+
Victory	25	30	28	19	24	19	16	24	19	17	73	50	25	25	12	22
Defeat	21	21	35	25	22	31	29	20	21	21	61	57	39	14	11	6

Most First Half Points

A-State	42	vs FHU 12-28-19
Opponent	52	by Georgia St. 1-6-20

Most Second Half Points

A-State	53	vs Omaha 12-3-19
Opponent	46	by SFA 11-30-19

Fewest First Half Points

A-State	16	at Mo. State 12-11-19
Opponent	22	by UAM 11-6-19

Fewest Second Half Points

A-State	24	at Ole Miss 11-8-19
Opponent	25	by Idaho 11-17-19

Largest Halftime Lead

A-State	12	at Troy 1-25-20
Opponent	20	by Ole Miss 11-8-19

Largest Margin of Victory

A-State	16	2x, at Troy 1-25-20
Opponent	28	by Ole Miss 11-8-19

PLAYER MILESTONES

Points Leader	SEA	CAR	10+ Points	SEA	CAR	3-Point Plays	SEA	CAR
Marquis Eaton	8	11	Marquis Eaton	15	38	J.J. Matthews	7	13
Melo Eggleston	5	5	Caleb Fields	14	14	Caleb Fields	7	7
Caleb Fields	5	5	Jerry Johnson Jr.	14	14	Marquis Eaton	3	9
Canberk Kus	4	4	Canberk Kus	12	17	Canberk Kus	3	3
J.J. Matthews	3	3	J.J. Matthews	12	14	Christian Willis	2	3
Jerry Johnson Jr.	2	2	Melo Eggleston	10	10	Antwon Jackson	2	2
			Christian Willis	5	8	Malik Brevard	2	2
Rebounds Leader	SEA	CAR	Malik Brevard	5	7	Jerry Johnson Jr.	2	2
Malik Brevard	12	19	Kobe Wilson	-	1	Melo Eggleston	1	1
Melo Eggleston	6	6				Kobe Wilson	-	1
Marquis Eaton	3	3	20+ Points	SEA	CAR			
Canberk Kus	2	3	Marquis Eaton	6	9	4-Point Plays	SEA	CAR
J.J. Matthews	2	3	Caleb Fields	2	2	Jerry Johnson Jr.	2	2
Antwon Jackson	1	1	Jerry Johnson Jr.	1	1	Marquis Eaton	-	1
Christian Willis	1	1						
			10+ Rebounds	SEA	CAR	Triple-Doubles	SEA	CAR
Assists Leader	SEA	CAR	Malik Brevard	5	8		-	-
Caleb Fields	12	12	Melo Eggleston	2	2			
Marquis Eaton	10	34	Canberk Kus	2	2	Double-Doubles	SEA	CAR
Christian Willis	5	6	J.J. Matthews	1	1	Malik Brevard	2	4
Canberk Kus	3	4				Melo Eggleston	2	2
Jerry Johnson Jr.	2	2	15+ Rebounds	SEA	CAR	J.J. Matthews	1	1
J.J. Matthews	1	2		-	-	Canberk Kus	1	1
Melo Eggleston	1	1						
Jake Scoggins	-	1	10+ Assists	SEA	CAR			
				-	-			
*Leaders include ties								
			Dunks	SEA	CAR			
			Canberk Kus	9	10			
			Melo Eggleston	8	8			
			Malik Brevard	5	14			
			J.J. Matthews	4	4			
			Marquis Eaton	-	2			

ARKANSAS STATE BASKETBALL

THE LAST TIME

A TEAM SCORED 100+ POINTS IN A GAME

A-State 100 vs Central Baptist (W, 100-57) | 11-14-16
Opponent 114 by Little Rock (W, 116-114 4 OT) | 3-14-14

A TEAM SCORED 50 OR FEWER POINTS IN A GAME

A-State 43 at Ole Miss (L, 43-71) | 11-8-19
Opponent 45 by ULM (W, 76-45) | 1-2-17

A TEAM SCORED 90+ POINTS IN FIRST NATIONAL BANK ARENA

A-State 90 vs Georgia State (W, 90-87) | 1-6-20
Opponent 90 by Louisiana (L, 87-90^{OT}) | 3-9-19

A TEAM SCORED 60 OR FEWER POINTS IN FIRST NATIONAL BANK ARENA

A-State 52 vs UT Arlington (L, 52-73) | 1-2-20
Opponent 56 by VMI (W, 71-56) | 11-14-19

A TEAM SCORED 90 POINTS IN A LOSS

A-State 93 at Jacksonville (L, 93-101) | 1-22-96
Opponent 114 by Little Rock (W, 116-114 4OT) | 3-14-14

A TEAM SCORED 60 OR FEWER POINTS IN A VICTORY

A-State 60 at Army (W, 60-57) | 11-19-16
Opponent 60 by Georgia State (L, 54-60) | 1-19-15

A TEAM HAD 5+ PLAYERS SCORE IN DOUBLE FIGURES

A-State Matthews (18), Eggleston (16), Fields (11), Eaton (11), Johnson Jr. (11)
..... vs Georgia State | 1-6-20
Opponent
..... by Appalachian State | 1-16-20

A TEAM WON A GAME BY 25+ POINTS

A-State 25 vs Harding | 12-29-18
Opponent 28 by Ole Miss | 11-8-19

A TEAM WON A GAME BY 50+ POINTS

A-State 81 vs Central Baptist (W, 120-39) | 12-28-10
Opponent 52 by Saint Louis (L, 38-90) | 1947

A TEAM WON AN OVERTIME GAME

A-State 76-68 vs Troy | 1-11-20
Opponent 80-83 at Appalachian State | 1-16-20

A TEAM WON A 2+ OVERTIME GAME

A-State 75-71 (2OT) | 12-14-18
Opponent 70-73 (OT) by ULM | 3-8-17

A TEAM SHOT 60% FG IN A GAME

A-State 60.0% (27-45) at ULM | 2-16-13
Opponent 60.8% (31-51) by Georgia Southern | 3-2-19

A TEAM SHOT 30% OR WORSE FG IN A GAME

A-State 28.3% (15-53) vs Stephen F. Austin | 11-30-19
Opponent 29.3% (17-58) by Troy | 1-25-20

A TEAM MADE 13+ 3-POINT FG IN A GAME

A-State 13 (13-20) at Colorado State | 11-20-19
Opponent 14 (14-30) by Georgia State | 2-28-19

A TEAM DID NOT MAKE A 3-POINT FG IN A GAME

A-State vs North Texas (0-8) | 2-24-11
Opponent by Florida Atlantic (0-10) | 1-26-13

A TEAM SHOT 60% 3-POINT FG IN A GAME (Min 10 Att)

A-State 65.0% (13-20) at Colorado State | 11-20-19
Opponent 60.0 (9-15) by Texas State | 1-23-16

A TEAM MADE 30+ FREE THROWS IN A GAME

A-State 39 (39-54) vs Coastal Carolina | 2-1-20
Opponent 30 (30-35) by Little Rock | 2-8-20

A TEAM MADE 5 OR FEWER FREE THROWS IN A GAME

A-State 5 (5-8) at Coastal Carolina | 1-25-18
Opponent 4 (4-7) by UT Arlington | 1-2-20

A TEAM ATTEMPTED 40+ FREE THROWS IN A GAME

A-State 54 vs Coastal Carolina | 2-1-20
Opponent 42 by North Dakota State | 11-11-16

A TEAM SHOT 90% OR BETTER FREE THROWS IN A GAME

A-State 100% (23-23) vs Louisiana | 3-9-19
Opponent 93.3% (14-15) by Omaha | 12-13-17

A TEAM SHOT 40% OR WORSE FREE THROWS IN A GAME

A-State 35.3% (6-17) vs UAM | 11-6-19
Opponent 38.5% (5-13) by Georgia Southern | 1-4-18

A TEAM HAD 20+ OFFENSIVE REBOUNDS IN A GAME

A-State 23 vs FAU | 12-14-18
Opponent 23 by FAU | 12-14-18

A TEAM HAD 5 OR FEWER OFFENSIVE REBOUNDS IN A GAME

A-State 5 vs South Alabama | 1-23-20
Opponent 5 by Troy | 1-11-20

A TEAM HAD 30+ DEFENSIVE REBOUNDS IN A GAME

A-State 31 at Appalachian State | 1-16-20
Opponent 31 by Appalachian State | 1-16-20

A TEAM HAD 50+ TOTAL REBOUNDS IN A GAME

A-State 59 vs FAU | 12-14-18
Opponent 61 by FAU | 12-14-18

A TEAM HAD 25 OR FEWER TOTAL REBOUNDS IN A GAME

A-State 21 at Missouri State | 12-11-19
Opponent 24 by UC Davis | 11-15-19

A TEAM OUT-REBOUNDED ITS OPPONENT BY 15+

A-State 20 (46-26) at Louisiana | 1-3-19
Opponent 21 (55-34) by Coastal Carolina | 1-25-18

A TEAM HAD 20+ ASSISTS IN A GAME

A-State 21 vs South Alabama | 1-23-20
Opponent 27 by UT Arlington | 1-2-20

A TEAM HAD 7 OR FEWER ASSISTS IN A GAME

A-State 4 at Missouri State | 12-11-19
Opponent 5 by South Alabama | 1-23-20

A TEAM COMMITTED 20+ TURNOVERS IN A GAME

A-State 20 vs Stephen F. Austin | 11-30-19
Opponent 23 by Troy | 1-11-20

A TEAM COMMITTED 6 OR FEWER TURNOVERS IN A GAME

A-State 6 vs ULM | 3-7-19
Opponent 5 by Appalachian State | 1-16-20

A TEAM HAD 15+ STEALS IN A GAME

A-State 19 vs Troy | 1-11-20
Opponent 15 by Eastern Michigan | 11-16-17

A TEAM DID NOT HAVE A STEAL IN A GAME

A-State vs Appalachian State | 2-4-17
Opponent by Florida Atlantic | 1-26-13

A TEAM HAD 8+ BLOCKS IN A GAME

A-State 8 vs UT Arlington | 2-16-19
Opponent 8 by Louisiana | 3-9-19

A TEAM DID NOT BLOCK A SHOT IN A GAME

A-State at ULM | 3-3-18
Opponent by Appalachian State | 1-30-20

A TEAM COMMITTED 30+ FOULS IN A GAME

A-State 30 at Grand Canyon | 11-16-18
Opponent 33 by Coastal Carolina | 2-1-20

A TEAM COMMITTED 10 OR FEWER FOULS IN A GAME

A-State 8 vs ULM | 12-29-17
Opponent 8 by Toledo | 12-17-13

A TEAM HAD THREE PLAYERS DISQUALIFIED

A-State Brevard, Kus, Matthews
Opponent 3 players by Coastal Carolina | 2-1-20

A TEAM SCORED 50+ POINTS IN A HALF

A-State 51 at Little Rock (1st H) | 2-8-20
Opponent 52 by Georgia State (1st H) | 1-6-20

A TEAM HAD 20 OR FEWER POINTS IN A HALF

A-State 16 at Missouri State (1st H) | 12-11-19
Opponent 20 by Coastal Carolina (1st H) | 1-25-18

A TEAM SHOT 65% OR BETTER FG IN A HALF

A-State 69.2% (18-26) vs VMI (1st H) | 11-14-19
Opponent 69.6% (16-23) by Georgia Southern (2nd H) | 3-2-19

A TEAM SHOT 20% OR WORSE FG IN A HALF

A-State 20.0% (5-25) at Syracuse (2nd H) | 12-22-18
Opponent 18.2% (6-33) by Little Rock (2nd H) | 1-25-14

ARKANSAS STATE BASKETBALL

THE LAST TIME

A TEAM MADE 8+ 3-POINTERS IN A HALF

A-State 8 (8-13) vs UT Arlington | 2-16-19
Opponent 8 (8-15) by Georgia State (2nd H) | 2-28-19

A TEAM MADE 19+ FREE THROWS IN A HALF

A-State 22 (22-29) vs Coastal Carolina (2nd H) | 2-1-20
Opponent 19 (19-22) by Texas State (2nd H) | 2-14-19

A TEAM DID NOT MAKE A FREE THROW IN A HALF

A-State at South Alabama (0-2, 1st H) | 1-9-20
Opponent by ULM (0-0, 1st H) | 12-29-17

A TEAM DID NOT ATTEMPT A FREE THROW IN A HALF

A-State vs Omaha (0-0, 1st H) | 12-3-19
Opponent by ULM (0-0, 1st H) | 12-29-17

A PLAYER SCORED 30+ POINTS IN A GAME

A-State 35 by Ty Cockfield vs Louisiana | 3-9-19
Opponent 32 by Keishawn Brewton (Coastal Carolina) | 1-18-20

A PLAYER SHOT 100% FG IN A GAME (Min 7 Att.)

A-State 7-7 by Salif Boudie vs Gardner-Webb | 11-25-18
Opponent 7-7 by Vladimir Brodziansky (TCU) | 12-3-16

A PLAYER MADE 7+ 3-POINTERS IN A GAME

A-State 7 (7-9) by Grantham Gillard vs ULM | 3-7-19
Opponent 8 (8-15) by Keishawn Brewton (Coastal Carolina) | 1-18-20

A PLAYER MADE 12+ FREE THROWS IN A GAME

A-State 15 (15-17) by J.J. Matthews vs Coastal Carolina | 2-1-20
Opponent 12 (12-12) by Markquis Nowell (Little Rock) | 2-8-20

A PLAYER HAD 7+ OFFENSIVE REBOUNDS IN A GAME

A-State 8 by Malik Brevard vs Idaho | 11-17-19
Opponent 7 by Tommy Burton (Coastal Carolina) | 1-18-20

A PLAYER HAD 15+ TOTAL REBOUNDS IN A GAME

A-State 15 by Tamas Bruce vs ULM | 1-2-17
Opponent 15 by Gavin Kensmil (Stephen F. Austin) | 11-30-19

A PLAYER HAD 10+ ASSISTS IN A GAME

A-State 13 by Donte Thomas at Central Arkansas | 12-16-16
Opponent 10 by Josh Hagins (Little Rock) | 3-1-14

A PLAYER HAD 7+ TURNOVERS IN A GAME

A-State 8 by Ty Cockfield at Louisiana | 1-3-19
Opponent 7 by Matthew Butler (UT Martin) | 12-5-17

A PLAYER HAD 6+ STEALS

A-State 7 by Malik Brevard vs Troy | 1-11-20
Opponent 6 by Georgi Boyanov (South Alabama) | 2-4-16

A PLAYER PLAYED ALL 40 MINUTES IN REGULATION

A-State Devin Carter/Anthony Livingston at Little Rock | 3-1-16
Opponent Markquis Nowell (Little Rock) | 2-2-19

2019-20 RESULTS

Date	OPPONENT	W/L	SCORE	Record (Sun Belt)	High Points	High Rebounds	High Assists	High Blocks	High Steals	Attendance
Nov. 6	Arkansas-Monticello	W	65-49	1-0	Kus - 17	Matthews - 10	Kus - 4	Two Players - 1	Kus - 4	1,397
Nov. 8	at Ole Miss	L	43-71	1-1	Two Players - 10	Eaton - 6	Eaton - 5	Brevard - 2	Kus - 4	8,009
Nov. 14	VMI	W	71-56	2-1	Kus - 18	Brevard - 10	Kus - 5	Two Players - 1	Two Players - 2	1,104
Nov. 15	UC Davis	W	80-67	3-1	Matthews - 18	Brevard - 11	Two Players - 4	Two Players - 1	Eaton - 3	1,176
Nov. 17	Idaho	W	82-68	4-1	Eaton - 22	Brevard - 14	Matthews - 7	Kus - 3	Four Players - 1	987
Nov. 20	at Colorado State	W	80-78	5-1	Fields - 22	Willis - 6	Two Players - 4	Three Players - 1	Two Players - 2	2,306
Nov. 30	Stephen F. Austin	L	57-76	5-2	Fields - 18	Kus - 8	Fields - 6	Kus - 2	Willis - 3	1,606
Dec. 3	Omaha	W	78-75	6-2	Johnson - 22	Two Players - 7	Fields - 6	Matthews - 2	Willis - 3	1,126
Dec. 7	at Tulsa	W	66-63	7-2	Johnson - 16	Eaton - 6	Fields - 3	Kus - 1	Kus - 2	3,074
Dec. 11	at Missouri State	L	53-75	7-3	Kus - 16	Brevard - 5	Four Players - 1	Matthews - 1	Eaton - 3	3,891
Dec. 18	Louisiana*	W	79-67	8-3 (1-0)	Eaton - 24	Eaton - 9	Two Players - 4	Kus - 4	Fields - 2	1,177
Dec. 21	at ULM*	W	62-59	9-3 (2-0)	Eggleston - 14	Eggleston - 8	Willis - 3	Matthews - 2	Eaton - 4	2,021
Dec. 28	Freed-Hardeman	W	84-73	10-3	Fields - 15	Brevard - 10	Eaton - 4	Eggleston - 2	Kus - 4	1,173
Jan. 2	UT Arlington*	L	52-73	10-4 (2-1)	Eggleston - 10	Two Players - 7	Willis - 3	Four Players - 1	Two Players - 2	1,276
Jan. 4	Texas State*	L	67-70	10-5 (2-2)	Eggleston - 15	Brevard - 8	Fields - 3	Kus - 2	Two Players - 2	1,275
Jan. 6	Georgia State*	W	90-87	11-5 (3-2)	Matthews - 18	Eggleston - 10	Fields - 8	Matthews - 2	Three Players - 2	1,105
Jan. 9	at South Alabama*	L	59-75	11-6 (3-3)	Eaton - 20	Brevard - 8	Fields - 5	Three Players - 1	Fields - 2	1,392
Jan. 11	Troy*	W	76-68 ^{OT}	12-6 (4-3)	Eaton - 24	Eggleston - 10	Two Players - 5	Kus - 1	Brevard - 7	1,377
Jan. 16	at Appalachian State*	L	80-83 ^{OT}	12-7 (4-4)	Eggleston - 17	Brevard - 13	Two Players - 3	Two Players - 1	Three Players - 1	1,566
Jan. 18	at Coastal Carolina*	W	80-75	13-7 (5-4)	Eaton - 20	Eggleston - 8	Eaton - 4	Four Players - 1	Four Players - 1	1,313
Jan. 23	South Alabama*	W	75-71	14-7 (6-4)	Eaton - 19	Eggleston - 9	Willis - 6	Eggleston - 2	Two Players - 1	3,119
Jan. 25	at Troy*	W	78-62	15-7 (7-4)	Eggleston - 15	Kus - 10	Eggleston - 4	Kus - 2	Willis - 2	2,538
Jan. 30	Appalachian State*	L	64-71	15-8 (7-5)	Fields - 14	Brevard - 7	Fields - 7	Brevard - 1	Three Players - 2	1,971
Feb. 1	Coastal Carolina*	L	77-83	15-9 (7-6)	Fields - 21	Brevard - 8	Eaton - 3	Eggleston - 1	Two Players - 2	1,697
Feb. 8	at Little Rock*	L	87-90	15-10 (7-7)	Eaton - 25	Matthews - 8	Eaton - 5	Three Players - 1	Two Players - 1	3,522
Feb. 13	at UT Arlington*	L	67-77	15-11 (7-8)	Johnson Jr. - 17	Eggleston - 5	Eaton - 5	Matthews - 2	Johnson Jr. - 3	1,499
Feb. 15	at Texas State*									
Feb. 19	ULM*									
Feb. 22	Little Rock*									
Feb. 26	at Louisiana*									
March 3	at Georgia Southern*									

ARKANSAS STATE BASKETBALL

GAME-BY-GAME STATISTICS

OPPONENT	W/L	FG-FGA	PCT	3FG-FGA	PCT	FT-FTA	.PCT	OR	DR	TOT	PF	AST	TO	BLK	STL	1H	2H	OT	PTS
A-State	W	27-58	.466	5-19	.263	6-17	.353	10	24	34	15	20	12	2	9	28	37	-	65
Arkansas-Monticello		17-53	.321	9-26	.346	6-8	.750	13	28	41	23	11	22	1	3	22	27	-	49
A-State	L	15-46	.326	6-19	.316	7-12	.583	6	22	28	19	12	23	2	11	19	24	-	43
at Ole Miss		25-56	.446	8-26	.308	13-20	.650	11	29	40	20	16	15	3	14	39	32	-	71
A-State	W	29-50	.580	3-9	.333	10-14	.714	5	28	33	15	21	13	2	6	40	31	-	71
VMI		19-48	.396	7-24	.292	11-21	.524	7	18	25	16	10	13	0	8	29	27	-	56
A-State	W	28-58	.483	6-16	.375	18-22	.818	13	20	33	16	18	16	2	12	41	39	-	80
UC Davis		25-49	.510	6-20	.300	11-14	.786	6	18	24	18	13	23	0	5	31	36	-	67
A-State	W	31-59	.525	4-12	.333	16-23	.696	12	27	39	17	22	7	5	4	35	47	-	82
Idaho		27-54	.500	4-16	.250	10-17	.588	6	22	28	21	21	8	3	5	43	25	-	68
A-State	W	27-54	.500	13-20	.650	13-19	.684	8	21	29	26	14	10	3	7	33	47	-	80
at Colorado State		28-57	.491	5-19	.263	17-24	.708	9	20	29	16	21	10	6	4	39	39	-	78
A-State	L	15-53	.283	4-17	.235	23-35	.657	11	28	39	22	9	20	4	5	27	30	-	57
Stephen F. Austin		29-58	.500	5-13	.385	13-22	.591	7	35	42	26	12	17	1	11	30	46	-	76
A-State	W	25-55	.455	6-17	.353	22-26	.846	8	21	29	19	17	12	3	9	25	53	-	78
Omaha		26-55	.473	5-11	.455	16-21	.762	11	23	34	23	16	17	0	7	32	41	-	73
A-State	W	23-45	.511	6-14	.429	14-17	.824	5	17	22	16	10	10	1	5	35	31	-	66
at Tulsa		24-47	.511	7-15	.467	8-11	.727	8	20	28	14	12	13	1	4	30	33	-	63
A-State	L	18-48	.375	3-11	.273	14-16	.875	8	13	21	18	4	16	1	6	16	37	-	53
at Missouri State		25-44	.568	6-14	.429	19-23	.826	6	22	28	16	11	14	4	8	34	41	-	75
A-State	W	24-48	.500	4-14	.286	27-41	.659	8	29	37	28	16	13	5	6	37	42	-	79
Louisiana		21-56	.375	4-16	.250	21-30	.700	13	23	36	30	6	14	2	6	35	32	-	67
A-State	W	23-52	.442	4-13	.308	12-15	.800	9	20	29	19	10	11	3	8	23	39	-	62
at ULM		21-45	.467	2-10	.200	15-21	.714	5	23	28	14	12	15	4	5	29	30	-	59
A-State	W	31-66	.470	4-13	.308	18-30	.600	12	29	41	17	17	10	5	9	42	42	-	84
Freed-Hardeman		26-60	.433	12-25	.480	9-14	.643	6	32	38	24	18	16	2	4	32	41	-	73
A-State	L	16-56	.286	2-9	.222	18-28	.643	11	22	33	13	13	7	4	5	24	28	-	52
UT Arlington		31-59	.525	7-19	.368	4-7	.571	8	34	42	21	27	13	1	3	37	36	-	73
A-State	L	17-48	.354	3-12	.250	30-41	.732	10	24	34	28	12	15	4	7	34	33	-	67
Texas State		19-45	.422	3-8	.375	29-36	.806	7	27	34	28	12	16	1	6	41	29	-	70
A-State	W	25-52	.481	6-17	.353	34-42	.810	12	20	32	15	16	9	4	8	41	49	-	90
Georgia State		32-62	.516	9-23	.391	14-17	.824	11	21	32	29	16	12	0	4	52	35	-	87
A-State	L	21-46	.457	7-19	.368	10-13	.769	10	17	27	25	10	18	3	5	24	35	-	59
at South Alabama		23-48	.479	4-7	.571	25-35	.714	13	17	30	17	11	10	1	12	38	37	-	75
A-State	W	22-53	.415	7-21	.333	25-38	.658	11	27	38	17	15	18	1	19	28	33	15	76
Troy		25-55	.455	9-30	.300	9-11	.818	5	27	32	25	10	23	1	6	26	35	7	68
A-State	L	28-66	.424	8-24	.333	16-30	.533	15	31	46	26	14	7	2	3	38	34	8	80
at Appalachian State		24-58	.414	6-24	.250	29-36	.806	7	31	38	21	11	5	2	2	39	33	11	83
A-State	W	21-52	.404	10-24	.417	28-39	.718	15	22	37	21	9	15	4	4	38	42	-	80
at Coastal Carolina		25-59	.424	10-31	.323	15-21	.714	15	22	37	29	13	20	2	9	40	35	-	75
A-State	W	22-44	.500	10-25	.400	21-26	.808	5	24	29	26	21	15	4	2	31	44	-	75
South Alabama		22-44	.500	3-8	.375	24-38	.632	8	20	28	18	5	9	2	8	27	44	-	71
A-State	W	27-52	.519	7-15	.467	17-27	.630	9	28	37	29	18	9	4	4	37	41	-	78
at Troy		17-58	.293	6-24	.250	22-30	.733	16	22	38	22	10	11	4	5	25	37	-	62
A-State	L	20-50	.400	8-21	.381	16-19	.842	8	19	27	21	16	11	1	6	29	35	-	64
Appalachian State		24-48	.500	8-17	.471	15-23	.652	10	23	33	14	13	13	0	3	32	39	-	71
A-State	L	18-44	.409	2-16	.125	39-54	.722	7	20	27	24	13	10	1	6	33	44	-	77
Coastal Carolina		28-54	.519	9-24	.375	18-23	.783	8	24	32	33	17	16	1	3	41	42	-	83
A-State	L	29-56	.518	11-22	.500	18-24	.750	8	24	32	25	14	9	3	2	36	51	-	87
at Little Rock		25-58	.431	10-23	.435	30-35	.857	13	23	36	17	15	9	4	5	47	43	-	90
A-State	L	23-54	.426	6-20	.300	15-25	.600	8	19	27	23	13	14	3	11	28	39	-	67
at UT Arlington		26-53	.491	7-15	.467	18-27	.667	11	29	40	17	18	17	3	5	39	38	-	77
A-State																			
at Texas State																			
A-State																			
ULM																			
A-State																			
Little Rock																			
A-State																			
at Louisiana																			
A-State																			
at Georgia Southern																			

ARKANSAS STATE BASKETBALL

POINTS-REBOUNDS-ASSISTS

OPPONENT	0 - Fields	1 - Johnson	2 - Wilson	3 - Brevard	4 - Matthews	5 - Willis	10 - Farrington	11 - Eggleston	12 - Kus	13 - Brown	15 - Scoggins	21 - Felts	23 - Eaton	32 - Jackson
Arkansas-Monticello	3-1-2	0-0-0	5-2-2	4-4-1	10-10-3	10-4-3	0-0-0	--	17-7-4	CD	CD	CD	11-4-3	5-2-2
at Ole Miss	INJ	5-1-3	8-2-1	2-4-0	10-2-0	3-1-1	CD	--	10-2-2	CD	CD	CD	4-6-5	1-2-0
VMI	8-4-3	5-3-1	0-0-0	17-10-1	5-2-3	8-2-3	CD	--	18-9-5	CD	CD	CD	8-1-4	2-2-1
UC Davis	17-1-3	0-0-1	2-0-0	8-11-1	18-3-2	9-1-4	CD	--	16-9-4	CD	0-0-0	CD	8-3-3	3-4-0
Idaho	13-3-3	CD	0-0-1	10-14-4	19-5-7	4-2-1	CD	--	13-12-2	CD	CD	CD	22-3-4	3-0-0
at Colorado State	22-5-4	15-0-4	0-0-0	2-4-1	0-4-2	13-6-2	CD	--	8-0-0	CD	0-0-0	CD	18-4-1	2-1-0
Stephen F. Austin	18-7-6	10-4-0	0-0-0	2-5-0	6-7-1	2-0-1	CD	--	16-8-0	CD	CD	CD	1-6-1	2-2-0
Omaha	16-3-6	22-4-2	CD	8-7-0	9-5-3	3-0-2	CD	--	10-3-1	CD	CD	CD	2-0-2	8-7-1
at Tulsa	8-0-3	16-1-1	0-1-0	7-3-0	10-2-0	2-2-1	CD	--	6-2-1	CD	CD	CD	15-6-2	2-2-2
at Missouri State	2-3-1	13-2-1	CD	0-5-0	15-2-0	4-1-1	CD	--	16-2-0	CD	CD	CD	3-3-1	0-2-0
Louisiana	18-4-4	11-1-3	0-1-0	4-3-1	8-3-1	4-0-1	CD	0-1-0	6-7-1	CD	CD	CD	24-9-4	4-8-1
at ULM	7-3-3	13-3-0	CD	2-1-0	9-6-0	0-1-3	CD	14-8-1	13-4-2	CD	CD	CD	4-3-1	0-0-0
Freed-Hardeman	15-5-2	2-2-2	4-0-0	9-10-0	10-4-0	9-1-3	CD	12-4-3	12-5-3	CD	2-1-0	CD	7-3-4	2-6-0
UT Arlington	7-2-2	0-0-1	0-0-0	6-7-1	4-3-0	5-3-3	CD	10-7-1	6-3-2	CD	CD	CD	8-3-2	6-5-1
Texas State	13-5-3	8-4-1	CD	3-8-0	2-5-2	0-0-0	CD	15-3-1	12-4-3	CD	CD	CD	10-3-2	4-2-0
Georgia State	11-5-8	11-2-2	CD	8-4-0	18-7-1	9-1-1	CD	16-10-0	6-1-2	CD	CD	CD	11-1-2	0-1-0
at South Alabama	3-1-5	5-0-1	CD	2-8-0	11-7-2	5-0-0	CD	4-2-2	9-5-0	CD	CD	CD	20-2-1	0-1-1
Troy	17-5-5	3-2-2	CD	4-10-1	4-2-0	2-0-0	CD	12-10-1	10-6-1	CD	CD	CD	24-2-5	0-0-0
at Appalachian State	11-2-3	13-2-0	CD	9-13-1	0-3-1	6-1-1	CD	17-7-2	8-6-1	CD	CD	CD	13-8-3	3-2-2
at Coastal Carolina	3-1-1	17-4-0	CD	2-2-0	3-6-0	13-2-0	CD	13-8-2	4-7-2	CD	0-0-0	CD	20-2-4	5-2-0
South Alabama	3-0-1	10-0-5	CD	8-6-0	6-1-4	17-3-6	CD	3-9-1	5-4-0	CD	CD	CD	19-4-4	4-2-0
at Troy	8-2-3	12-2-3	2-0-0	4-0-0	11-2-2	11-3-0	CD	15-9-4	8-10-1	CD	2-0-0	CD	5-2-3	0-2-2
Appalachian State	14-2-7	10-4-3	CD	10-7-2	6-4-1	4-1-0	CD	7-1-1	9-4-0	CD	INJ	CD	4-1-2	0-3-0
Coastal Carolina	21-3-2	2-4-1	CD	14-8-2	19-5-2	3-0-2	CD	3-3-1	0-1-0	CD	INJ	CD	15-2-3	0-1-0
at Little Rock	15-3-2	8-3-3	CD	10-6-1	11-8-0	2-0-0	CD	2-3-1	9-4-0	CD	INJ	CD	25-1-5	5-2-2
at UT Arlington	5-3-2	17-3-0	CD	2-2-1	6-4-1	3-1-0	CD	13-5-2	0-0-2	CD	INJ	CD	16-1-5	5-4-0
at Texas State														
ULM														
Little Rock														
at Louisiana														
at Georgia Southern														

Bold - Start | CD -Coach's Decision | INJ - Injury

STARTING LINEUP

OPPONENT	G	G	G/F	G/F	F	Record
Arkansas-Monticello	Fields	Eaton	Kus	Brevard	Matthews	1-0
at Ole Miss	Eaton	Willis	Kus	Brevard	Matthews	0-1
VMI	Eaton	Willis	Kus	Brevard	Matthews	1-1
UC Davis	Eaton	Willis	Kus	Brevard	Matthews	2-1
Idaho	Eaton	Willis	Kus	Brevard	Matthews	3-1
at Colorado State	Eaton	Willis	Kus	Brevard	Matthews	4-1
Stephen F. Austin	Fields	Eaton	Willis	Kus	Matthews	0-1
Omaha	Eaton	Willis	Kus	Brevard	Matthews	5-1
at Tulsa	Fields	Willis	Kus	Brevard	Matthews	1-0
at Missouri State	Fields	Willis	Kus	Brevard	Matthews	1-1
Louisiana	Eaton	Johnson	Willis	Kus	Matthews	1-0
at ULM	Eaton	Willis	Kus	Brevard	Matthews	6-1
Freed-Hardeman	Eaton	Willis	Kus	Brevard	Matthews	7-1
UT Arlington	Eaton	Willis	Kus	Brevard	Matthews	7-2
Texas State	Fields	Eaton	Willis	Brevard	Matthews	0-1
Georgia State	Fields	Eaton	Eggleston	Kus	Matthews	1-0
at South Alabama	Fields	Eaton	Eggleston	Kus	Matthews	1-1
Troy	Fields	Eaton	Eggleston	Kus	Matthews	2-1
at Appalachian State	Fields	Eaton	Eggleston	Kus	Matthews	2-2
at Coastal Carolina	Fields	Eaton	Eggleston	Kus	Matthews	3-2
South Alabama	Fields	Eaton	Eggleston	Brevard	Matthews	1-0
at Troy	Fields	Eaton	Eggleston	Kus	Matthews	4-2
Appalachian State	Fields	Eaton	Eggleston	Brevard	Matthews	1-1
Coastal Carolina	Fields	Eaton	Kus	Brevard	Matthews	1-1
at Little Rock	Fields	Eaton	Eggleston	Brevard	Matthews	1-2
at UT Arlington	Fields	Eaton	Kus	Brevard	Matthews	1-2
at Texas State						
ULM						
Little Rock						
at Louisiana						
at Georgia Southern						

SPECIALTY STATS

OPPONENT	PAINT	OFF TURNOVER	2ND CHANCE	FAST BREAK	BENCH POINTS
Arkansas-Monticello	38 / 10	30 / 15	5 / 4	11 / 2	20 / 8
at Ole Miss	14 / 30	13 / 21	0 / 12	3 / 8	14 / 16
VMI	48 / 22	16 / 11	4 / 9	6 / 0	15 / 18
UC Davis	40 / 34	24 / 8	16 / 5	9 / 0	22 / 10
Idaho	46 / 32	10 / 8	10 / 5	6 / 3	16 / 15
at Colorado State	22 / 44	17 / 17	14 / 3	9 / 21	39 / 24
Stephen F. Austin	20 / 48	9 / 18	8 / 8	15 / 12	14 / 28
Omaha	36 / 34	17 / 17	10 / 10	14 / 4	46 / 24
at Tulsa	22 / 30	20 / 9	4 / 9	9 / 2	33 / 16
at Missouri State	24 / 30	12 / 23	7 / 7	0 / 4	16 / 24
Louisiana	34 / 32	21 / 16	8 / 13	12 / 2	26 / 12
at ULM	32 / 22	13 / 9	6 / 6	18 / 6	34 / 11
Freed-Hardeman	40 / 20	15 / 5	12 / 2	28 / 9	37 / 27
UT Arlington	24 / 32	6 / 10	11 / 7	8 / 2	23 / 34
Texas State	20 / 22	10 / 9	10 / 7	13 / 6	39 / 22
Georgia State	36 / 36	10 / 14	11 / 14	8 / 13	28 / 34
at South Alabama	22 / 32	4 / 23	15 / 18	2 / 8	12 / 6
Troy	22 / 26	30 / 11	9 / 4	30 / 7	9 / 21
at Appalachian State	32 / 34	8 / 12	16 / 12	9 / 9	31 / 20
at Coastal Carolina	16 / 28	21 / 23	13 / 19	11 / 30	37 / 15
South Alabama	24 / 30	7 / 13	4 / 8	5 / 13	36 / 11
at Troy	36 / 22	18 / 7	7 / 13	15 / 2	31 / 42
Appalachian State	20 / 28	16 / 13	9 / 14	9 / 6	23 / 7
Coastal Carolina	28 / 32	22 / 10	7 / 6	20 / 5	8 / 32
at Little Rock	30 / 28	11 / 10	6 / 14	13 / 17	24 / 33
at UT Arlington	26 / 30	19 / 25	9 / 17	21 / 8	38 / 22
at Texas State					
ULM					
Little Rock					
at Louisiana					
at Georgia Southern					
Totals	-16	+42	-15	+105	+142

FREE-THROW PROFICIENCY

One-And-One (first free throw of one-and-one)

#	Player	FT-FTA	PCT
0	Caleb Fields	7-8	.875
1	Jerry Johnson Jr.	4-4	1.000
2	Kobe Wilson	-	---
3	Malik Brevard	2-4	.500
4	J.J. Matthews	7-10	.700
5	Christian Willis	1-1	1.000
10	Malcolm Farrington	-	---
11	Melo Eggleston	3-5	.600
12	Canberk Kus	1-2	.500
13	J'Sebian Brown	-	---
15	Jake Scoggins	-	---
21	Avery Felts	-	---
23	Marquis Eaton	5-7	.714
32	Antwon Jackson	3-5	.600
	Team	33-46	.717

THREE-POINT PLAY (free throw to complete 3 or 4 point play)

#	Player	FT-FTA	PCT
0	Caleb Fields	7-9	.778
1	Jerry Johnson Jr.	4-4	1.000
2	Kobe Wilson	-	---
3	Malik Brevard	2-3	.667
4	J.J. Matthews	7-12	.583
5	Christian Willis	2-5	.400
10	Malcolm Farrington	-	---
11	Melo Eggleston	1-1	1.000
12	Canberk Kus	3-4	.750
13	J'Sebian Brown	-	---
15	Jake Scoggins	0-1	.000
21	Avery Felts	-	---
23	Marquis Eaton	4-5	.800
32	Antwon Jackson	2-2	1.000
	Team	33-47	.702

CRUNCH TIME (final 2 minutes within 10 points and in overtime)

#	Player	FT-FTA	PCT
0	Caleb Fields	14-21	.667
1	Jerry Johnson Jr.	5-5	1.000
2	Kobe Wilson	-	---
3	Malik Brevard	5-8	.625
4	J.J. Matthews	-	---
5	Christian Willis	1-2	.500
10	Malcolm Farrington	-	---
11	Melo Eggleston	9-10	.900
12	Canberk Kus	6-8	.750
13	J'Sebian Brown	-	---
15	Jake Scoggins	-	---
21	Avery Felts	-	---
23	Marquis Eaton	18-20	.900
32	Antwon Jackson	2-2	1.000
	Team	60-76	.789

ARKANSAS STATE BASKETBALL

0 CALEB FIELDS | G | 6-0 | 190 | FR | Lewisburg, Tenn. / Aspire Academy

				Field Goals		3-Point		F-Throws		Rebounds										Scoring	
SEASON	TEAM	GP-GS	MIN/AVG	FG-FGA	FG%	3FG-FGA	3FG%	FT-FTA	FT%	OFF	DEF	TOT	AVG	PF-FO	AST	TO	BLK	STL		PTS	AVG
2019-20	ASU	25-16	793/31.7	75-187	.401	22-64	.344	106-155	.684	11	62	73	2.9	44-0	84	46	2	23		278	11.1
TOTAL		25-16	793/31.7	75-187	.401	22-64	.344	106-155	.684	11	62	73	2.9	44-0	84	46	2	23		278	11.1

Single Game Highs

Statistic	Value	
Points	22	at Colorado St. 11/20/19
Rebounds	7	vs SFA 11/30/19
Assists	8	vs Georgia St. 01/06/20
Steals	2	9 times
Blocks	1	at UT Arlington 02/13/20, at La.-Monroe 12/21/19
FG Made	7	at Colorado St. 11/20/19
FG Attempts	14	at Colorado St. 11/20/19
3FG Made	3	at Colorado St. 11/20/19, vs Appalachian St. 01/30/20, vs Troy 01/11/20
3FG Attempts	6	vs Appalachian St. 01/30/20
FT Made	10	4 times
FT Attempts	16	vs Texas St. 01/04/20

1 JERRY JOHNSON JR | G | 6-2 | 225 | SR | Memphis, Tenn. / Chattanooga

				Field Goals		3-Point		F-Throws		Rebounds										Scoring	
SEASON	TEAM	GP-GS	MIN/AVG	FG-FGA	FG%	3FG-FGA	3FG%	FT-FTA	FT%	OFF	DEF	TOT	AVG	PF-FO	AST	TO	BLK	STL		PTS	AVG
2015-16	Fairf	28-1	536/19.1	75-172	.436	43-107	.402	39-56	.696	12	63	75	2.7	37-0	39	40	2	22		232	8.3
2016-17	Fairf	27-13	774/28.7	101-263	.384	62-184	.337	43-58	.741	8	83	91	3.4	54-0	39	28	2	19		307	11.4
2018-19	UTC	32-32	829/25.9	110-287	.383	55-163	.337	41-52	.788	19	93	112	3.5	65-0	74	52	0	28		316	9.9
2019-20	ASU	25-1	544/21.8	64-164	.390	44-114	.386	56-65	.862	6	45	51	2.0	34-0	40	35	0	13		228	9.1
TOTAL FOR ASU		25-1	544/21.8	64-164	.390	44-114	.386	56-65	.862	6	45	51	2.0	34-0	40	35	0	13		228	9.1
TOTAL		112-47	2684/24.0	350-886	.395	204-568	.359	179-231	.775	45	284	329	2.9	190-0	192	155	4	82		1083	9.7

Single Game Highs

Statistic	Value	
Points	26	at Samford 02/16/19, at Iona 01/20/17
Rebounds	9	at Iona 01/20/17
Assists	6	at The Citadel 02/21/19, vs VMI 12/09/18
Steals	5	vs Hiwassee 11/27/18, at UMES 11/24/15
Blocks	1	4 times
FG Made	10	at Iona 01/20/17
FG Attempts	20	at Samford 02/16/19
3FG Made	8	at Samford 02/16/19
3FG Attempts	14	at Samford 02/16/19
FT Made	9	at NC State 12/18/16
FT Attempts	9	at NC State 12/18/16

ARKANSAS STATE BASKETBALL

2 KOBE WILSON | G | 6-2 | 180 | SO | Palestine, Texas / Atascocita HS

				Field Goals		3-Point		F-Throws		Rebounds									Scoring	
SEASON	TEAM	GP-GS	MIN/AVG	FG-FGA	FG%	3FG-FGA	3FG%	FT-FTA	FT%	OFF	DEF	TOT	AVG	PF-FO	AST	TO	BLK	STL	PTS	AVG
2018-19	ASU	25-0	247/9.9	19-64	.297	13-41	.317	8-14	.571	2	12	14	0.6	26-1	9	13	1	4	59	2.4
2019-20	ASU	12-0	90/7.5	6-28	.214	3-14	.214	6-6	1.000	0	6	6	0.5	1-0	4	6	0	2	21	1.8
TOTAL		37-0	337/9.1	25-92	.272	16-55	.291	14-20	.700	2	18	20	0.5	27-1	13	19	1	6	80	2.2

Single Game Highs

Statistic	Value	
Points	10	vs Harding 12/29/18
Rebounds	3	vs Evansville 12/04/18
Assists	3	vs Missouri St. 12/18/18
Steals	1	6 times
Blocks	1	vs Harding 12/29/18
FG Made	3	vs Evansville 12/04/18, vs Harding 12/29/18
FG Attempts	9	vs Ark.-Monticello 11/06/19
3FG Made	2	5 times
3FG Attempts	5	vs Ark.-Monticello 11/06/19
FT Made	3	vs Evansville 12/04/18
FT Attempts	3	vs Evansville 12/04/18, vs South Alabama 01/10/19

3 MALIK BREVAR | F | 6-8 | 210 | SR | Charlotte, N.C. / Palm Beach State College

				Field Goals		3-Point		F-Throws		Rebounds									Scoring	
SEASON	TEAM	GP-GS	MIN/AVG	FG-FGA	FG%	3FG-FGA	3FG%	FT-FTA	FT%	OFF	DEF	TOT	AVG	PF-FO	AST	TO	BLK	STL	PTS	AVG
2018-19	ASU	30-11	497/16.6	42-81	.519	1-7	.143	14-28	.500	49	82	131	4.4	70-1	17	32	19	19	99	3.3
2019-20	ASU	26-18	541/20.8	66-98	.673	0-2	.000	25-43	.581	62	100	162	6.2	90-8	18	37	11	21	157	6.0
TOTAL		56-29	1038/18.5	108-179	.603	1-9	.111	39-71	.549	111	182	293	5.2	160-9	35	69	30	40	256	4.6

Single Game Highs

Statistic	Value	
Points	17	vs VMI 11/14/19
Rebounds	14	vs Idaho 11/17/19
Assists	4	vs Idaho 11/17/19
Steals	7	vs Troy 01/11/20
Blocks	3	vs Harding 12/29/18
FG Made	8	vs VMI 11/14/19
FG Attempts	10	vs Idaho 11/17/19
3FG Made	1	at UT Arlington 01/17/19
3FG Attempts	2	vs Mo. Baptist 11/12/18
FT Made	5	vs Eastern Ill. 11/24/18
FT Attempts	8	vs Coastal Carolina 02/01/20

ARKANSAS STATE BASKETBALL

4 J.J. MATTHEWS | F | 6-9 | 235 | rJR | Richmond, Va. / Moberly Area CC

				Field Goals		3-Point		F-Throws		Rebounds									Scoring	
SEASON	TEAM	GP-GS	MIN/AVG	FG-FGA	FG%	3FG-FGA	3FG%	FT-FTA	FT%	OFF	DEF	TOT	AVG	PF-FO	AST	TO	BLK	STL	PTS	AVG
2018-19	ASU	27-7	375/13.9	60-117	.513	0-0	.000	40-61	.656	40	46	86	3.2	69-2	10	39	15	8	160	5.9
2019-20	ASU	26-26	580/22.3	81-146	.555	0-0	.000	68-101	.673	41	71	112	4.3	90-8	38	38	18	13	230	8.8
TOTAL		53-33	954/18.0	141-263	.536	0-0	.000	108-162	.667	81	117	198	3.7	159-10	48	77	33	21	390	7.4

Single Game Highs

Statistic	Value	
Points	19	vs Idaho 11/17/19, vs Coastal Carolina 02/01/20
Rebounds	10	vs Ark.-Monticello 11/06/19
Assists	7	vs Idaho 11/17/19
Steals	3	vs UT Arlington 02/16/19
Blocks	2	7 times
FG Made	9	vs UC Davis 11/15/19
FG Attempts	12	vs UC Davis 11/15/19
FT Made	15	vs Coastal Carolina 02/01/20
FT Attempts	17	vs Coastal Carolina 02/01/20

5 CHRISTIAN WILLIS | G | 6-1 | 190 | rJR | Belleville, Ill. / Christian Brothers College HS

				Field Goals		3-Point		F-Throws		Rebounds										Scoring	
SEASON	TEAM	GP-GS	MIN/AVG	FG-FGA	FG%	3FG-FGA	3FG%	FT-FTA	FT%	OFF	DEF	TOT	AVG	PF-FO	AST	TO	BLK	STL	PTS	AVG	
2016-17	ASU	10-0	43/4.3	4-10	.400	2-6	.333	1-3	.333	1	4	5	0.5	7-0	2	7	0	1	11	1.1	
2017-18	ASU	1-0	8/8.0	1-3	.333	0-1	.000	0-0	.000	1	0	1	1.0	0-0	0	1	0	0	2	2.0	
2018-19	ASU	25-6	319/12.8	32-80	.400	8-31	.258	21-27	.778	13	14	27	1.1	40-0	15	15	1	3	93	3.7	
2019-20	ASU	26-14	539/20.7	50-101	.495	22-49	.449	27-43	.628	9	27	36	1.4	59-1	39	27	2	17	149	5.7	
TOTAL		62-20	909/14.7	87-194	.448	32-87	.368	49-73	.671	24	45	69	1.1	106-1	56	50	3	21	255	4.1	

Single Game Highs

Statistic	Value	
Points	17	vs South Alabama 01/23/20
Rebounds	6	vs Mo. Baptist 11/12/18, at Colorado St. 11/20/19
Assists	6	vs South Alabama 01/23/20
Steals	3	vs SFA 11/30/19, vs Omaha 12/03/19
Blocks	1	vs Mo. Baptist 11/12/18, vs Idaho 11/17/19, at Colorado St. 11/20/19
FG Made	6	vs South Alabama 01/23/20
FG Attempts	10	at South Alabama 03/12/19
3FG Made	3	at Coastal Carolina 01/18/20, vs South Alabama 01/23/20
3FG Attempts	5	vs Evansville 12/04/18, vs Missouri St. 12/18/18, vs Ark.-Monticello 11/06/19
FT Made	5	vs Eastern Ill. 11/24/18
FT Attempts	6	vs Eastern Ill. 11/24/18, vs UT Arlington 01/02/20

10 MALCOLM FARRINGTON | G | 6-4 | 200 | Fr | West Palm Beach, Fla. / DME Academy

				Field Goals		3-Point		F-Throws		Rebounds										Scoring	
SEASON	TEAM	GP-GS	MIN/AVG	FG-FGA	FG%	3FG-FGA	3FG%	FT-FTA	FT%	OFF	DEF	TOT	AVG	PF-FO	AST	TO	BLK	STL		PTS	AVG
2019-20	ASU	1-0	3/3.0	0-1	.000	0-1	.000	0-0	.000	0	0	0	0.0	1-0	0	0	0	0		0	0.0
TOTAL		1-0	3/3.0	0-1	.000	0-1	.000	0-0	.000	0	0	0	0.0	1-0	0	0	0	0		0	0.0

Single Game Highs

Statistic		Value	
FG Attempts		1	vs Ark.-Monticello 11/06/19
3FG Attempts		1	vs Ark.-Monticello 11/06/19

11 MELO EGGLESTON | G | 6-8 | 200 | rSO | Suitland, Md. / Wake Forest

				Field Goals		3-Point		F-Throws		Rebounds										Scoring	
SEASON	TEAM	GP-GS	MIN/AVG	FG-FGA	FG%	3FG-FGA	3FG%	FT-FTA	FT%	OFF	DEF	TOT	AVG	PF-FO	AST	TO	BLK	STL		PTS	AVG
2017-18	Wake	21-0	105/5.0	7-20	.350	0-3	.000	7-13	.538	6	18	24	1.1	12-0	4	4	2	3		21	1.0
2019-20	ASU	16-9	352/22.0	53-135	.393	5-25	.200	45-71	.634	23	67	90	5.6	44-2	21	30	8	10		156	9.8
TOTAL FOR ASU		16-9	352/22.0	53-135	.393	5-25	.200	45-71	.634	23	67	90	5.6	44-2	21	30	8	10		156	9.8
TOTAL		37-9	457/12.4	60-155	.387	5-28	.179	52-84	.619	29	85	114	3.1	56-2	25	34	10	13		177	4.8

Single Game Highs

Statistic	Value	
Points	17	at Appalachian St. 01/16/20
Rebounds	10	vs Georgia St. 01/06/20, vs Troy 01/11/20
Assists	4	at Troy 01/25/20
Steals	2	4 times
Blocks	2	vs Army West Point 12/08/17, vs Freed-Hardeman 12/28/19, vs South Alabama 01/23/20
FG Made	7	at Appalachian St. 01/16/20
FG Attempts	15	at Appalachian St. 01/16/20
3FG Made	2	at Appalachian St. 01/16/20
3FG Attempts	5	at Appalachian St. 01/16/20
FT Made	7	vs Georgia St. 01/06/20
FT Attempts	10	vs Georgia St. 01/06/20, at Coastal Carolina 01/18/20

12 CANBERK KUS | G | 6-6 | 205 | SR | Istanbul, Turkey / College of Central Florida

				Field Goals		3-Point		F-Throws		Rebounds										Scoring	
SEASON	TEAM	GP-GS	MIN/AVG	FG-FGA	FG%	3FG-FGA	3FG%	FT-FTA	FT%	OFF	DEF	TOT	AVG	PF-FO	AST	TO	BLK	STL		PTS	AVG
2018-19	ASU	24-0	394/16.4	47-125	.376	15-54	.278	26-31	.839	14	46	60	2.5	50-1	25	33	16	18		135	5.6
2019-20	ASU	26-22	626/24.1	92-207	.444	21-69	.304	41-56	.732	33	92	125	4.8	74-2	39	44	23	27		246	9.5
TOTAL		50-22	1020/20.4	139-332	.419	36-123	.293	67-87	.770	47	138	185	3.7	124-3	64	77	39	45		381	7.6

Single Game Highs

Statistic	Value	
Points	18	vs VMI 11/14/19
Rebounds	12	vs Idaho 11/17/19
Assists	5	vs VMI 11/14/19
Steals	4	vs Ark.-Monticello 11/06/19, at Ole Miss 11/08/19, vs Freed-Hardeman 12/28/19
Blocks	4	vs Louisiana 12/18/19
FG Made	8	vs Ark.-Monticello 11/06/19, vs VMI 11/14/19
FG Attempts	13	vs Ark.-Monticello 11/06/19, vs Idaho 11/17/19
3FG Made	3	at Troy 02/09/19, at Little Rock 02/08/20, vs SFA 11/30/19
3FG Attempts	6	vs UNCW 11/23/18
FT Made	7	vs Mo. Baptist 11/12/18
FT Attempts	8	vs Troy 01/11/20

15 JAKE SCOGGINS | F | 6-9 | 220 | rJR | Benton, Ark. / Benton HS

				Field Goals		3-Point		F-Throws		Rebounds										Scoring	
SEASON	TEAM	GP-GS	MIN/AVG	FG-FGA	FG%	3FG-FGA	3FG%	FT-FTA	FT%	OFF	DEF	TOT	AVG	PF-FO	AST	TO	BLK	STL		PTS	AVG
2017-18	ASU	24-1	157/6.5	11-24	.458	0-0	.000	2-8	.250	7	19	26	1.1	35-0	3	8	1	3		24	1.0
2018-19	ASU	8-2	62/7.7	4-7	.571	0-0	.000	1-4	.250	2	4	6	0.8	9-0	4	3	0	3		9	1.1
2019-20	ASU	5-0	20/4.0	2-7	.286	0-0	.000	0-1	.000	1	0	1	0.2	4-0	0	1	0	1		4	0.8
TOTAL		37-3	238/6.4	17-38	.447	0-0	.000	3-13	.231	10	23	33	0.9	48-0	7	12	1	7		37	1.0

Single Game Highs

Statistic	Value	
Points	4	at Indiana 11/22/17, vs Howard 11/20/17, vs Culver-Stockton 12/22/17
Rebounds	4	at Grand Canyon 11/16/18
Assists	3	at Grand Canyon 11/16/18
Steals	2	vs Coastal Carolina 02/24/18
Blocks	1	at Appalachian St. 01/27/18
FG Made	2	at Indiana 11/22/17, vs Howard 11/20/17, vs Culver-Stockton 12/22/17
FG Attempts	4	vs Freed-Hardeman 12/28/19
FT Made	1	at Abilene Christian 11/09/18, at Coastal Carolina 01/25/18, vs Coastal Carolina 02/24/18
FT Attempts	2	6 times

ARKANSAS STATE BASKETBALL

23 MARQUIS EATON | G | 6-2 | 195 | JR | Helena, Ark. / Jonesboro HS

				Field Goals		3-Point		F-Throws		Rebounds										Scoring	
SEASON	TEAM	GP-GS	MIN/AVG	FG-FGA	FG%	3FG-FGA	3FG%	FT-FTA	FT%	OFF	DEF	TOT	AVG	PF-FO	AST	TO	BLK	STL	PTS	AVG	
2017-18	ASU	32-11	641/20.0	69-176	.392	13-47	.277	45-54	.833	10	40	50	1.6	52-0	69	50	6	26	196	6.1	
2018-19	ASU	32-27	1023/32.0	123-331	.372	40-126	.317	73-96	.760	26	79	105	3.3	78-0	91	83	11	28	359	11.2	
2019-20	ASU	26-24	822/31.6	96-249	.386	38-101	.376	87-110	.791	16	67	83	3.2	61-0	76	44	5	37	317	12.2	
TOTAL		90-62	2486/27.6	288-756	.381	91-274	.332	205-260	.788	52	186	238	2.6	191-0	236	177	22	91	872	9.7	

Single Game Highs

Statistic	Value	
Points	26	vs UT Arlington 02/16/19
Rebounds	9	vs Fla. Atlantic 12/14/18, vs Louisiana 12/18/19
Assists	8	vs Appalachian St. 01/24/19
Steals	5	vs Troy 01/11/20
Blocks	2	vs Louisiana 03/09/19
FG Made	9	vs UT Arlington 02/16/19
FG Attempts	17	vs UNCW 11/23/18, vs Fla. Atlantic 12/14/18, vs Troy 01/11/20
3FG Made	6	at Little Rock 02/08/20
3FG Attempts	9	at La.-Monroe 01/05/19
FT Made	9	vs Louisiana 12/18/19
FT Attempts	14	vs Louisiana 12/18/19

32 ANTWON JACKSON | F | 6-7 | 265 | FR | Las Vegas, Nev. / Ed W. Clark HS

				Field Goals		3-Point		F-Throws		Rebounds										Scoring	
SEASON	TEAM	GP-GS	MIN/AVG	FG-FGA	FG%	3FG-FGA	3FG%	FT-FTA	FT%	OFF	DEF	TOT	AVG	PF-FO	AST	TO	BLK	STL	PTS	AVG	
2019-20	ASU	26-0	340/13.1	20-42	.476	0-0	.000	26-42	.619	26	39	65	2.5	37-0	15	19	7	15	66	2.5	
TOTAL		26-0	340/13.1	20-42	.476	0-0	.000	26-42	.619	26	39	65	2.5	37-0	15	19	7	15	66	2.5	

Single Game Highs

Statistic	Value	
Points	8	vs Omaha 12/03/19
Rebounds	8	vs Louisiana 12/18/19
Assists	2	5 times
Steals	3	at Ole Miss 11/08/19
Blocks	1	7 times
FG Made	4	vs Omaha 12/03/19
FG Attempts	5	vs UT Arlington 01/02/20
FT Made	5	at UT Arlington 02/13/20, at Coastal Carolina 01/18/20
FT Attempts	8	at Coastal Carolina 01/18/20

ARKANSAS STATE BASKETBALL

Game 1

Ark-Monticello 43 - 0-0-0 GAC

#	Player	Total	3-Pt	Rebounds	FG-FGA	FT-FTA	Off	Def	TP	PF	TP	A	TO	Bk	Sll	Min
23	Sturom	1	2-8	0-0	1-1	2	2	4	4	5	1	3	0	0	1	16
25	Kwame McBean	1	1-1	0-0	0-0	1	4	5	5	2	0	2	0	0	0	24
9	KJ Lesure	6	2-4	0-3	0-1	1	6	7	1	0	3	0	2	0	0	24
10	Wayne King	6	6-12	5-9	2-2	3	4	7	3	19	2	1	0	1	0	31
15	Marcus Gilbert	6	6-15	3-9	0-0	4	2	6	1	15	1	7	0	0	0	37
17	Austin Hardy	15	1-5	1-5	2-2	0	4	4	4	5	1	0	0	0	0	17
22	Jeremiah Alexander	0-2	0-0	0-1	0	3	3	0	0	0	2	0	0	0	0	10
26	Denzel McCaffrey	1-6	0-0	1-2	2	3	5	4	3	0	1	0	1	0	0	23
12	Kyon Craddock	0-0	0-0	0-0	0	0	0	0	0	0	1	0	0	0	0	6
40	Nediga Dipp	0-0	0-0	0-0	0	0	0	0	0	0	0	0	0	0	0	2
Team					0	0	0	0	0	0	0	0	0	0	0	0
Totals		17-53	9-25	6-8	13	28	41	23	49	11	22	1	3	0	0	200
FG % 1st Half:	8-24	33.3%	2nd half:	9-29	31.0%	Game:	17-53	32.1%	Double							
3FG % 1st Half:	5-13	38.5%	2nd half:	4-13	30.8%	Game:	9-26	34.6%	Rebounds							
FT % 1st Half:	1-1	33.3%	2nd half:	5-10	50.0%	Game:	6-17	75.0%	1							

Arkansas State 65 - 1-0-0 Sun Belt

#	Player	Total	3-Pt	Rebounds	FG-FGA	FT-FTA	Off	Def	TP	PF	TP	A	TO	Bk	Sll	Min
03	Brevard, Malik	1	2-3	0-0	0-2	1	3	4	2	4	1	3	0	1	0	21
04	Matthews, J.J.	1	4-8	0-0	2-4	3	7	10	2	0	4	5	0	0	0	25
05	Fields, Caleb	6	1-3	0-2	1-4	1	1	1	0	2	10	2	0	0	0	17
12	Kus, Canberk	9	8-13	1-3	0-0	1	6	7	4	17	4	1	1	4	0	27
23	Eaton, Marquis	1	0-1	1-1	2-3	0	4	4	3	1	3	4	0	0	0	31
01	Johnson, Jerry	0-3	0-0	0-0	0	0	0	0	0	0	2	0	0	0	0	9
02	Wilson, Kobe	2-9	1-5	0-0	0	2	2	0	5	2	1	0	0	0	0	23
05	Willis, Christian	4-8	2-5	0-1	3	1	4	2	10	3	1	0	0	0	0	29
16	Farrington, Malcolm	0-1	0-0	0-0	0	0	0	1	1	0	0	0	0	0	0	3
32	Jackson, Antwon	2-2	0-0	1-3	2	2	0	1	5	2	0	1	0	0	0	15
Team					0	0	0	0	0	0	0	0	0	0	0	0
Totals		27-58	5-19	6-17	10	24	34	15	65	20	12	2	9	0	0	200
FG % 1st Half:	12-27	44.4%	2nd half:	14-31	45.2%	Game:	26-58	44.8%	Double							
3FG % 1st Half:	2-8	25.0%	2nd half:	2-8	25.0%	Game:	4-16	25.0%	Rebounds							
FT % 1st Half:	1-9	11.1%	2nd half:	5-16	31.3%	Game:	6-25	24.0%	4							

Officials: Chris Chumley, John Dillon, Byron Janett
Technical fouls: Ark-Monticello None, Arkansas State-None
Attendance: 1397

Score by periods	1st	2nd	Total
Ark-Monticello	22	21	43
Arkansas State	28	37	65

Game 2

Arkansas State 43 - 1-1

#	Player	Total	3-Pt	Rebounds	FG-FGA	FT-FTA	Off	Def	TP	PF	TP	A	TO	Bk	Sll	Min
03	Brevard, Malik	1	1-1	0-0	0-1	0	4	4	5	2	0	5	2	0	0	23
04	Matthews, J.J.	1	4-8	0-0	2-3	0	2	2	4	10	0	1	0	1	0	21
05	Willis, Christian	1	1-2	0-1	0-0	0	1	1	3	3	1	0	0	1	0	21
12	Kus, Canberk	9	4-12	1-4	1-2	0	2	2	10	2	3	0	4	0	0	31
23	Eaton, Marquis	9	1-7	1-4	1-2	0	6	6	1	4	5	4	0	1	0	33
01	Johnson, Jerry	2-9	1-5	0-0	0	1	1	3	5	3	0	0	0	0	0	24
02	Wilson, Kobe	0-2	0-0	0-0	0	2	2	1	8	1	2	0	1	0	0	34
32	Jackson, Antwon	0-1	0-0	1-2	1	2	0	1	0	3	0	3	0	0	0	23
Team					0	0	0	0	0	0	0	0	0	0	0	0
Totals		15-46	6-19	7-12	6	22	28	19	43	12	23	2	11	0	0	200
FG % 1st Half:	7-20	35.0%	2nd half:	8-26	30.8%	Game:	15-46	32.6%	Double							
3FG % 1st Half:	4-10	40.0%	2nd half:	2-9	22.2%	Game:	6-19	31.6%	Rebounds							
FT % 1st Half:	1-3	33.3%	2nd half:	6-9	66.7%	Game:	7-12	58.3%	1							

Ole Miss 71 - 1-0

#	Player	Total	3-Pt	Rebounds	FG-FGA	FT-FTA	Off	Def	TP	PF	TP	A	TO	Bk	Sll	Min
03	Sy, Khadim	1	3-6	0-0	2-2	2	2	4	3	8	1	1	0	1	0	20
05	Buffen, K.J.	1	5-6	1-1	5-8	2	7	9	3	16	1	2	2	3	0	23
04	Shuler, Devontae	9	7-11	3-7	3-4	1	3	1	20	1	4	0	2	0	0	28
02	Tyree, Breelan	9	2-9	1-7	1-2	0	2	2	0	6	4	2	0	3	0	25
15	Rodriguez, Luis	1	0-3	0-2	0-0	0	2	6	1	5	3	1	1	3	0	25
01	Crowley, Austin	2-4	2-4	0-0	1	2	5	6	1	1	0	0	0	0	0	10
10	Curry, Carlos	2-4	0-0	0-0	1	2	3	1	4	0	0	0	0	0	0	9
11	Miller, Franco	1-3	1-2	1-2	0	1	1	0	4	4	1	0	0	1	0	12
13	Williams, Bryce	0-1	0-0	0-0	0	1	1	2	2	2	0	0	0	0	0	14
14	Collins, Antwan	0-2	0-1	0-0	0	0	0	2	0	0	0	0	0	0	0	17
04	Hunter, Sammy	0-1	0-0	0-0	0	0	0	1	0	0	0	0	0	0	0	12
33	McBride, John	0-0	0-0	0-0	0	0	0	0	0	0	0	0	0	0	0	3
01	McKay, Connor	0-0	0-0	0-0	0	0	0	0	0	0	0	0	0	0	0	1
Team					0	0	0	0	0	0	0	0	0	0	0	0
Totals		25-56	8-26	13-20	11	29	40	20	71	16	35	3	14	0	0	200
FG % 1st Half:	15-34	44.1%	2nd half:	10-22	45.5%	Game:	25-56	44.6%	Double							
3FG % 1st Half:	5-17	29.4%	2nd half:	3-9	33.3%	Game:	8-26	30.8%	Rebounds							
FT % 1st Half:	4-8	50.0%	2nd half:	4-8	50.0%	Game:	8-20	40.0%	1							

Officials: Pat Adams, Vladimir Vuyat, Tadi, Nathan Berns
Technical fouls: Arkansas State-Matthews, J.J.; Willis, Christian, Ole
Miss-Buffen, K.J.
Attendance: 8009

Score by periods	1st	2nd	Total
Arkansas State	19	24	43
Ole Miss	39	32	71

Game 3

VMI 56 - 0-4-0 SoCon

#	Player	Total	3-Pt	Rebounds	FG-FGA	FT-FTA	Off	Def	TP	PF	TP	A	TO	Bk	Sll	Min
34	Jake Stephens	6	1-4	1-2	1-2	2	4	6	1	4	3	1	0	0	0	19
02	Garrett Gillespie	9	3-6	1-3	0-2	2	5	7	3	7	1	0	0	0	0	34
05	Greg Parham	1	1-2	0-1	0-0	0	1	2	1	3	1	0	0	0	0	24
10	Kameron Curfman	9	4-10	2-6	0-0	2	2	2	1	10	1	0	0	0	0	30
15	Myles Lewis	9	2-4	0-0	7-10	0	3	3	1	11	1	2	0	0	0	23
00	Louis Tang	2-3	1-2	0-0	1	1	2	3	6	0	1	0	0	0	0	13
02	Travis Ewe	4-11	2-7	0-0	0	1	1	3	10	3	1	0	0	0	0	30
24	Will Miller	1-2	0-0	0-0	0	0	2	2	0	3	0	0	0	0	0	18
25	Tyler Creamer	0-0	0-0	1-3	1	0	1	1	1	0	0	0	0	0	0	3
Team					0	0	0	0	0	0	0	0	0	0	0	0
Totals		19-48	7-24	11-21	7	18	25	16	56	10	13	0	8	0	0	200
FG % 1st Half:	11-24	45.8%	2nd half:	8-24	33.3%	Game:	19-48	39.6%	Double							
3FG % 1st Half:	5-13	38.5%	2nd half:	2-15	13.3%	Game:	7-28	25.0%	Rebounds							
FT % 1st Half:	2-6	33.3%	2nd half:	9-15	60.0%	Game:	11-21	52.4%	4							

Arkansas State 71 - 2-1-0 Sun Belt

#	Player	Total	3-Pt	Rebounds	FG-FGA	FT-FTA	Off	Def	TP	PF	TP	A	TO	Bk	Sll	Min
03	Brevard, Malik	1	6-9	0-0	1-1	2	8	10	5	17	1	3	1	1	0	28
04	Matthews, J.J.	1	2-6	0-0	1-2	1	1	2	3	5	3	0	0	0	0	18
05	Willis, Christian	9	3-3	0-0	2-3	0	2	2	2	8	3	2	0	0	0	32
12	Kus, Canberk	9	8-13	1-3	0-0	1	8	9	1	18	5	3	0	0	0	33
23	Eaton, Marquis	9	3-9	2-4	0-0	0	1	3	8	4	2	0	0	0	0	29
00	Fields, Caleb	2-5	0-1	4-6	0	0	4	0	8	3	1	0	0	0	0	30
01	Johnson, Jerry	2-4	1-3	0-0	0	0	3	3	0	5	1	2	0	0	0	20
02	Wilson, Kobe	0-0	0-0	0-0	0	0	0	0	0	0	0	0	0	0	0	2
32	Jackson, Antwon	1-3	0-0	0-0	1	1	2	1	2	1	0	1	0	0	0	10
Team					0	0	0	0	0	0	0	0	0	0	0	0
Totals		29-50	3-9	10-14	5	29	35	15	71	21	13	2	6	0	0	200
FG % 1st Half:	18-26	69.2%	2nd half:	11-24	45.8%	Game:	29-50	58.0%	Double							
3FG % 1st Half:	2-5	40.0%	2nd half:	1-4	25.0%	Game:	3-9	33.3%	Rebounds							
FT % 1st Half:	2-3	66.7%	2nd half:	8-11	72.7%	Game:	10-14	71.4%	2							

Officials: Rob Norke, Bill Jacob

ARKANSAS STATE BASKETBALL

Game 10

Arkansas State 53 - 7-3

#	Player	Total	3-Pr	Rebounds	FG-FGA	FT-FTA	Off	Def	PF	TP	A	TO	Bk	Sll	Min
03	Brevard, Malik	1	0-3	0-1	0-0	1	4	5	1	0	2	0	0	0	17
04	Mathews, J.J.	1	6-9	0-0	3-4	2	0	2	5	15	0	5	1	0	24
06	Fields, Caleb	9	0-1	0-0	2-2	0	3	2	0	1	1	0	0	0	28
08	Wills, Christian	9	2-4	0-0	0-0	1	1	1	4	1	0	0	0	0	25
12	Kus, Canberk	9	7-11	2-4	0-0	1	1	2	3	6	0	1	0	0	32
01	Johnson, Jerry	9	3-11	1-3	0-0	0	2	2	1	13	1	1	0	0	27
23	Eaton, Marquis	9	0-2	0-0	0-0	0	3	3	3	1	1	0	0	0	29
32	Jackson, Antwon	9	0-3	0-0	0-0	2	0	2	2	0	0	0	0	0	18
Team															
Totals		18-48	3-11	14-16	8	13	21	18	53	4	16	1	6	200	

FG % 1st Half: 6.22 27.3% 2nd half: 12.06 45.2% Game: 18-48 37.5%
 3FG % 1st Half: 0.0 0.0% 2nd half: 3.0 50.0% Game: 6-17 37.5%
 FT % 1st Half: 4.4 100.0% 2nd half: 10-12 83.3% Game: 14-16 87.5%
 Rebounds: 12 4 16 1.1
 Double: 0
 Points: 12 4 16 1.1

Missouri State 75 - 6-5

#	Player	Total	3-Pr	Rebounds	FG-FGA	FT-FTA	Off	Def	PF	TP	A	TO	Bk	Sll	Min
15	Lamont West	1	5-8	1-4	2-2	1	2	3	1	0	2	0	0	1	25
30	Tullo Da Silva	1	3-5	0-0	3-4	3	2	5	3	9	1	2	2	1	32
00	Tyrin Doud	9	4-6	2-3	2-3	0	5	5	3	12	2	2	0	1	26
01	Keandre Cook	9	5-11	1-4	6-6	0	3	3	3	17	3	1	0	0	37
04	JaMonta Black	9	0-0	0-0	0-0	0	0	0	0	0	0	0	0	0	9
09	Spencer Brown	9	0-0	0-0	0-0	0	0	0	0	0	0	0	0	0	1
11	Isiah Mosley	9	2-2	1-1	3-4	0	1	1	0	8	1	1	2	1	12
14	Ross Owens	9	1-1	1-1	0-0	0	0	0	1	3	0	0	0	0	1
24	Ford Cooper, Jr.	9	0-1	0-1	0-0	0	0	0	3	3	3	0	1	1	13
30	Danien Scott	9	0-0	0-0	0-0	0	0	0	0	0	0	0	0	0	1
32	Josh Hall	9	2-2	0-0	2-2	1	1	1	2	1	1	0	1	0	20
34	Gaige Prim	9	5-10	0-0	1-2	2	2	4	3	11	0	2	0	1	23
Team															
Totals		25-44	6-14	19-23	6	22	28	16	75	11	14	4	6	200	

FG % 1st Half: 19.22 54.3% 2nd half: 22.00 50.0% Game: 25-44 52.0%
 3FG % 1st Half: 0.0 0.0% 2nd half: 4.0 80.0% Game: 6-12 66.7%
 FT % 1st Half: 8.0 80.0% 2nd half: 11.3 84.6% Game: 19-23 82.6%
 Rebounds: 28 16 75 3.1
 Double: 0
 Points: 28 16 75 3.1

Officials: Tom Eades, Rick Crawford, John Hendricks
 Technical fouls: Arkansas State-Mathews, J.J., Missouri State-Lamont West.
 Attendance: 3891
 Missouri ASU fouled out at 2:57 of 2nd half.

Score by periods	1st	2nd	Total
Arkansas State	16	57	73
Missouri State	34	41	75

Last FG - ASU 2nd 01:59, MSU 2nd 00:32
 Largest lead - ASU by 16 1st 00:29, MSU by 25 2nd 00:32
 ASU led for 0:51, MSU led for 36:27. Game was tied for 0:22.

Score tied - 1 time.
 Lead changed - 1 time.

Game 11

Louisiana 67 - 5-6 (0-1 SBC)

#	Player	Total	3-Pr	Rebounds	FG-FGA	FT-FTA	Off	Def	PF	TP	A	TO	Bk	Sll	Min
01	Jalen Johnson	1	3-9	1-4	3-3	1	5	6	4	10	0	0	0	1	26
11	Trus Smith	1	5-6	0-0	5-5	5	3	8	5	15	0	3	1	0	18
06	Fields, Caleb	9	6-16	0-0	3-4	0	3	4	1	16	3	3	0	2	25
08	Trejan Wesley	9	1-3	0-0	0-1	0	1	1	3	2	4	2	0	0	26
13	Myik Wilson	9	2-6	1-1	7-10	2	2	4	4	12	2	0	0	1	36
15	P.J. Hardy	9	0-3	0-2	1-2	0	2	2	2	1	0	0	0	0	15
22	Calvin Temple	9	1-3	0-0	0-1	0	2	2	4	3	0	0	0	0	17
23	Chris Sprenkle	9	0-0	0-0	0-1	0	1	0	0	0	0	0	0	0	5
34	Dou Everett	9	3-10	0-1	2-4	4	3	7	4	8	0	2	0	2	20
36	Kristian Lafayette	9	0-0	0-0	0-0	0	1	1	0	0	0	0	0	0	6
Team															
Totals		21-56	4-16	21-30	13	23	36	30	67	6	14	2	6	200	

FG % 1st Half: 11-30 36.7% 2nd half: 10-26 38.5% Game: 21-56 37.5%
 3FG % 1st Half: 2.8 25.0% 2nd half: 2.8 25.0% Game: 4-16 25.0%
 FT % 1st Half: 11-14 78.6% 2nd half: 10-16 62.5% Game: 21-30 70.0%
 Rebounds: 36 30 67 2
 Double: 0
 Points: 36 30 67 2

Arkansas State 79 - 8-3 (1-0 SBC)

#	Player	Total	3-Pr	Rebounds	FG-FGA	FT-FTA	Off	Def	PF	TP	A	TO	Bk	Sll	Min
04	Mathews, J.J.	1	4-4	0-0	0-0	1	2	3	5	8	1	2	0	0	13
01	Johnson, Jerry	1	2-6	1-4	6-8	0	1	1	13	11	3	0	0	0	28
08	Wills, Christian	1	2-3	0-0	1-2	1	4	5	1	2	1	0	0	0	32
12	Kus, Canberk	1	1-4	0-1	4-4	1	6	7	4	6	1	3	4	1	25
23	Eaton, Marquis	1	7-15	1-4	9-14	2	7	9	23	24	4	2	0	1	37
28	Fields, Caleb	1	4-8	2-4	8-14	1	3	4	18	4	2	2	0	1	31
08	Wilson, Kobe	1	0-3	0-1	0-0	0	1	1	0	0	0	0	0	0	4
03	Brevard, Malik	1	2-2	0-0	0-0	1	2	3	4	1	1	0	0	0	11
11	Eggleston, Melo	1	1-1	0-0	1-1	0	1	1	1	2	0	0	0	0	4
32	Jackson, Antwon	1	2-2	0-0	0-0	2	6	8	4	4	1	2	1	0	25
Team															
Totals		24-48	4-14	27-41	8	29	37	28	79	16	13	5	6	200	

FG % 1st Half: 11-22 50.0% 2nd half: 13-26 50.0% Game: 24-48 50.0%
 3FG % 1st Half: 2.5 40.0% 2nd half: 2.9 22.2% Game: 4-14 28.6%
 FT % 1st Half: 13-19 68.4% 2nd half: 14-22 63.6% Game: 27-41 65.9%
 Rebounds: 37 28 79 6
 Double: 0
 Points: 37 28 79 6

Officials: Rob Runk, Gerald Williams, K.B. Burdett Jr.
 Technical fouls: Louisiana-Jalen Johnson, Dou Guyer, Trajan Wesley, Cedric Russell 2, P.J. Hardy, Trejan Wesley, Malik Eggleston, Melo Jackson, Antwon.
 Attendance: 1177

Score by periods	1st	2nd	Total
Louisiana	35	32	67
Arkansas State	37	42	79

Last FG - LA 2nd 01:55, ASU 2nd 00:34
 Largest lead - LA by 3 1st 19:47, ASU by 12 2nd 00:34
 ASU led for 0:14, ASU led for 34:38. Game was tied for 0:08.

Score tied - 5 times.
 Lead changed - 5 times.

Game 12

Arkansas State 62 - 9-4 (0-2 SBC)

#	Player	Total	3-Pr	Rebounds	FG-FGA	FT-FTA	Off	Def	PF	TP	A	TO	Bk	Sll	Min
03	Brevard, Malik	1	1-2	0-1	0-0	0	1	1	4	2	0	0	0	0	11
04	Mathews, J.J.	1	3-3	0-0	3-5	2	4	6	2	4	6	2	2	0	27
06	Fields, Caleb	9	0-2	0-0	1-1	0	1	0	0	3	4	0	1	0	16
12	Kus, Canberk	9	5-11	1-2	2-2	2	2	4	2	13	2	0	0	0	32
23	Eaton, Marquis	9	2-9	0-2	0-0	0	3	3	4	4	1	2	0	4	33
08	Fields, Caleb	9	2-5	0-1	3-4	0	3	3	2	7	3	2	1	0	28
01	Johnson, Jerry	9	5-11	3-6	0-0	0	3	3	0	15	1	0	0	0	23
11	Eggleston, Melo	9	5-8	0-1	4-4	5	3	8	5	14	1	3	0	1	19
32	Jackson, Antwon	9	0-1	0-0	0-0	0	0	0	0	0	0	0	0	0	11
Team															
Totals		23-52	4-13	12-15	10	29	29	19	62	10	11	3	8	200	

FG % 1st Half: 9-23 39.1% 2nd half: 14-29 48.3% Game: 23-52 44.2%
 3FG % 1st Half: 1-5 20.0% 2nd half: 3-8 37.5% Game: 4-13 30.8%
 FT % 1st Half: 4-4 100.0% 2nd half: 8-11 72.7% Game: 12-15 80.0%
 Rebounds: 29 19 62 10
 Double: 0
 Points: 29 19 62 10

La-Monroe 59 - 4-6 (0-2 SBC)

#	Player	Total	3-Pr	Rebounds	FG-FGA	FT-FTA	Off	Def	PF	TP	A	TO	Bk	Sll	Min
01	Tyrese White	1	4-10	1-4	5-6	1	2	3	4	14	2	1	2	0	33
22	D'Andre Bernard	1	1-4	0-1	1-2	1	2	3	1	3	0	2	1	0	21
02	Michael Ertel	9	4-12	0-2	5-5	0	5	5	0	13	3	0	0	0	37
08	JD Williams	9	4-5	0-0	4-4	4	2	8	4	6	0	4	0	0	37
13	Jalen Goddard	9	4-6	0-0	2-3	1	5	6	2	10	2	0	0	1	36
00	Chris Ertel	9	2-2	0-0	1-1	0	1	0	4	0	2	0	0	0	5
01	Erie Okoro	9	0-0	0-0	0-0	0	0	0	0	0	0	0	0	0	4
10	Langston Powell	9	0-0	0-0	0-0	0	1	0	0	0	0	0	0	0	6
23	Younis White	9	3-3	0-0	1-3	1	3	4	7	0	1	0	0	0	21
Team															
Totals		21-45	2-10	15-21	5	23	28	14	59	12	15	4	5	200	

FG % 1st Half: 12-22 54.5% 2nd half: 9-23 39.1% Game: 21-45 46.7%
 3FG % 1st Half: 1-5 20.0% 2nd half: 1-6 16.7% Game: 2-10 20.0%
 FT % 1st Half: 11-16 68.8% 2nd half: 12-15 80.0% Game: 23-31 74.4%
 Rebounds: 28 15 59 15
 Double: 5
 Points: 28 15 59 15

Officials: Sidney Cohen, John Dillon, Steve Dwyer
 Technical fouls: Arkansas State-None, La-Monroe-None.
 Attendance: 2021

Score by periods	1st	2nd	Total
Arkansas State	23	36	59
La-Monroe	29	30	59

Last FG - ASU 2nd 01:03, ULM 2nd 00:43
 Largest lead - ASU by 8 1st 03:55, ULM by 8 2nd 00:35
 ASU led for 10:12, ULM led for 24:47. Game was tied for 0:01.

Score tied - 6 times.
 Lead changed - 6 times.

Game 13

Free-Hardeman 73 - 7-3

#	Player	Total		3-Pt		Rebounds		PF	TP	A	TO	Bk	Sll	Min
		FG-FGA	FT-FTA	FG-FGA	FT-FTA	Off	Def							
00	Kortland Martin	1	3-7	3-6	0-0	1	2	3	4	9	5	7	0	30
08	Hunter Skunk	1	0-5	0-1	1-2	1	1	2	1	1	2	0	1	24
1	John Musilowski	1	3-7	3-7	2-4	0	3	3	4	5	3	0	0	27
21	John Musilowski	1	2-4	1-3	0-0	0	3	3	4	5	3	1	0	26
44	Yurky Lazard	1	7-14	0-0	2-3	2	6	8	4	16	3	1	2	32
50	Ben Brown	1	0-0	0-0	0-0	0	0	0	0	0	0	0	0	0
51	Ben Brown	1	0-0	0-0	0-0	0	0	0	0	0	0	0	0	0
14	Silas Clark	1	0-0	0-0	0-0	0	0	0	1	0	0	0	0	0
20	Alloyd Williams	1	0-0	0-0	0-0	0	0	0	0	0	0	0	0	0
25	Konstantin Dotsenko	1	6-11	4-7	2-3	2	11	12	4	18	1	2	0	28
30	Anthony Yarbrough	1	3-6	1-2	1-2	1	3	4	9	0	1	1	0	19
36	Joan Dotsenko	1	0-4	0-4	0-0	0	0	0	0	0	0	0	0	0
38	Team	1	36-60	17-36	11-24	3-4	24	29	18	46	2	0	0	0

ARKANSAS STATE BASKETBALL

Game 19

Arkansas State 80 • 12-7, 4-4 SBC

#	Player	Total	3-Pr	Rebounds	Off	Def	Tot	PF	TP	A	T	Bk	St	Min
		FG-FGA	FG-FGA	FT-FTA	Off	Def	Tot	PF	TP	A	T	Bk	St	Min
04	Matthews, J.J.	1	0-1	0-0	0	1	2	3	5	1	0	0	0	10
06	Fields, Caleb	9	4-10	1-4	2-5	0	2	2	11	3	1	0	0	40
11	Eggleston, Melo	9	7-15	1-6	3-7	3	7	10	2	0	0	0	0	34
12	Kus, Canberk	9	4-10	0-3	0	1	5	6	3	1	3	1	0	30
23	Eaton, Marquis	9	4-14	0-3	5-8	2	6	8	4	13	3	2	0	41
01	Johnson, Jerry	9	3-6	3-6	4-5	0	2	2	1	13	0	0	0	16
03	Brevard, Malik	9	3-6	0-0	3-6	8	5	13	4	9	1	0	0	26
05	Willis, Christian	9	2-3	2-3	0-0	1	1	4	6	1	1	0	1	17
32	Jackson, Antwon	9	1-1	0-0	1-2	2	0	2	1	3	2	0	1	11
	Team				1	1	2							
	Totals	28-66	6-24	16-30	15	31	46	26	80	14	7	3	2	225

FG % 1st Half: 14.29	48.3%	2nd Half: 11.29	37.9%	OT: 3-8	37.5%	Game: 28-66	42.4%	Dea	
3FG % 1st Half: 5-13	38.5%	2nd Half: 3-6	37.5%	OT: 0-3	0.0%	Game: 8-24	33.3%	Reb	
FT % 1st Half: 9-9	55.6%	2nd Half: 9-17	52.9%	OT: 2-4	50.0%	Game: 16-24	66.7%	Bk	

Appalachian St. 83 • 10-9, 4-4 SBC

#	Player	FG	3-Pr	Reb	Off	Def	Tot	PF	TP	A	T	Bk	St	Min
		FG-FGA	FG-FGA	FT-FTA	Off	Def	Tot	PF	TP	A	T	Bk	St	Min
00	Isaac Johnson	1	1-2	0-0	0	2	2	1	3	1	0	0	0	31
00	Hunter Seacat	1	4-4	0-0	3-5	3	4	7	3	11	1	0	0	27
01	Justin Forrest	9	6-17	3-10	5-6	0	2	3	20	3	2	0	0	34
04	O'Shown Williams	9	4-13	1-6	5-7	1	9	10	0	14	3	0	0	43
06	Adrian Delph	9	4-14	1-6	6-6	1	4	5	15	1	1	2	0	33
08	Kendall Lewis	9	1-3	0-0	4-6	0	2	2	6	1	1	0	1	20
10	Michael Bibby	9	0-2	0-0	0-0	0	1	3	0	1	0	0	0	9
11	Donovan Gregory	9	1-2	0-0	0-0	0	2	2	0	2	0	0	0	9
21	James Lewis Jr.	9	3-3	0-0	6-6	2	3	5	3	12	0	0	0	19
	Team				0	2	2							
	Totals	44.0%	6-24	26-36	7	31	38	21	83	11	5	2	2	225

FG % 1st Half: 11.25	44.0%	2nd Half: 11.28	39.3%	OT: 2-5	40.0%	Game: 24-58	41.4%	Dea	
3FG % 1st Half: 3-8	37.5%	2nd Half: 3-8	21.4%	OT: 0-3	0.0%	Game: 6-24	25.0%	Reb	
FT % 1st Half: 14-16	87.5%	2nd Half: 8-12	66.7%	OT: 4-8	87.5%	Game: 29-36	80.6%	Bk	

Officials: Hunter Allen, Jason Baker, Todd Austin
Technical fouls: Arkansas State-None, J.J. Appalachian St.-Kendall Lewis
Attendance: 1566

Score by periods	1st	2nd	OT	Total
Arkansas State	38	42	0	80
Appalachian St.	39	33	11	83

Last FG - ASU 01:00:44, APP 01:00:35
Largest lead - ASU by 5 1:17:58, APP by 11 1:18:03.57
ASU led for 12:38, APP led for 26:25, Game was tied for 55:57.

Arkansas State 80 • 13-7, 5-4 SBC

#	Player	Total	3-Pr	Rebounds	Off	Def	Tot	PF	TP	A	T	Bk	St	Min
		FG-FGA	FG-FGA	FT-FTA	Off	Def	Tot	PF	TP	A	T	Bk	St	Min
04	Matthews, J.J.	1	0-6	0-0	3-5	4	2	6	3	0	1	0	0	19
06	Fields, Caleb	9	4-10	0-1	3-4	0	1	1	3	1	3	0	0	29
11	Eggleston, Melo	9	3-9	1-3	6-10	3	5	8	2	13	2	3	1	24
12	Kus, Canberk	9	2-7	0-4	0-0	4	3	7	2	4	2	2	1	25
23	Eaton, Marquis	9	5-11	3-7	7-8	1	1	2	20	4	3	1	3	32
01	Johnson, Jerry	9	5-7	3-5	4-4	0	4	4	1	17	0	0	0	26
03	Brevard, Malik	9	1-1	0-0	1	2	3	0	0	0	0	0	0	9
05	Willis, Christian	9	5-7	3-4	0-0	1	1	2	3	13	0	0	0	19
32	Jackson, Antwon	9	0-0	0-0	0	0	0	1	0	0	0	0	0	4
	Team		0-0	0-0	5-8	2	2	3	5	2	0	2	1	13
	Totals	21-52	10-24	28-39	15	22	37	21	80	9	15	4	4	200

FG % 1st Half: 9-24	37.5%	2nd Half: 12-28	42.9%	Game: 21-52	40.4%	Dea	
3FG % 1st Half: 5-12	41.7%	2nd Half: 5-12	41.7%	Game: 10-24	41.7%	Reb	
FT % 1st Half: 15-22	68.2%	2nd Half: 13-17	76.5%	Game: 28-39	71.8%	Bk	

Coastal Carolina 75 • 11-9, 4-5 SBC

Coastal Carolina 75 - 119, 45-5BC														
#	Player	Total	3-Pr		Rebounds					Other				
		FG-FGA	FG-FGA	FT-FTA	Off	Def	Tot	PF	TP	A	T	Bk	St	Min
11	Isaac Hippolyte	1	0-2	0-0	0-0	0	1	1	4	0	1	0	0	10
00	Tommy Burton	1	5-10	0-1	6-6	7	8	13	3	16	2	1	2	34
01	Garrick Green	9	1-5	1-4	1-4	0	5	5	2	4	2	1	0	25
03	DeVante Jones	9	4-10	0-3	0	1	6	7	3	8	5	6	0	37
04	Keishawn Brawner	9	10-19	8-15	4-4	0	1	1	4	32	1	2	0	31
05	Josh Peterson	9	0-1	0-0	0	0	1	3	0	2	0	0	0	17
10	Tyrell Gumbs-Frater	9	1-6	2-2	1	0	1	3	5	1	0	0	0	10
11	Tim Ceasar	9	2-2	0-0	1-2	4	1	5	3	5	1	3	0	20
12	Hosana Kienge	9	1-1	0-0	0-0	0	0	0	2	2	0	3	0	8
14	Mark LaCandia	9	1-0	0-0	1-1	1	1	2	1	3	0	0	0	8
20	Almarud Harvey	9	0-0	0-0	0-0	0	0	0	1	0	0	0	0	1
	Team													
	Totals	25-59	10-31	15-21	15	22	37	21	75	13	20	2	9	200

FG % 1st Half: 11-30	36.7%	2nd Half: 14-29	48.3%	Game: 25-59	42.4%	Dea	
3FG % 1st Half: 5-17	29.4%	2nd Half: 6-14	42.9%	Game: 10-31	32.3%	Reb	
FT % 1st Half: 14-19	73.7%	2nd Half: 1-2	50.0%	Game: 15-21	71.4%	Bk	

Officials: Norm Kodwa, Derek Schultz, Christopher Merlo
Technical fouls: Arkansas State-None, Coastal Carolina-Keishawn Keaton.
Attendance: 1919

Score by periods	1st	2nd	OT	Total
Arkansas State	38	42	0	80
Coastal Carolina	40	35	7	82

Last FG - ASU 2nd 00:42, CCU 2nd 00:00
Largest lead - ASU by 9 2nd 00:42, CCU by 12 2nd 11:15
ASU led for 11:54, CCU led for 25:12, Game was tied for 52:54.

Game 22

Arkansas State 78 • 15-7, 7-4 SBC

Arkansas State 76 - 107, 74-80															
#	Player		FG-FGA	3-Pr	FT-FTA	Off	Def	PF	TP	A	T	Bk	St	Min	
04	Matthews, J.J.	1	4-5	0-0	3-7	1	1	2	4	1	2	2	1	0	16
06	Fields, Caleb	9	2-7	1-3	3-4	0	2	2	4	8	3	1	0	30	
11	Eggleston, Melo	9	6-13	0-1	3-6	7	9	13	4	1	1	0	0	30	
12	Kus, Canberk	9	3-7	0-1	2-4	4	6	10	2	8	1	1	2	19	
23	Eaton, Marquis	9	2-6	1-3	0-0	0	2	2	3	5	3	0	0	34	
01	Johnson, Jerry	9	4-7	4-6	0-0	0	2	2	12	3	1	0	0	12	
03	Brevard, Malik	9	0-1	0-0	0-2	0	0	0	0	0	0	0	0	2	
05	Willis, Christian	9	1-1	0-0	2-2	0	0	0	3	4	0	0	0	12	
32	Jackson, Antwon	9	4-4	1-1	2-2	0	3	5	11	1	0	1	0	24	
15	Scoggins, Jake	9	1-1	0-0	0-0	0	0	0	2	0	0	0	0	1	
32	Jackson, Antwon	9	0-0	0-0	0-0	0	2	2	0	2	0	0	0	10	
	Team														
	Totals		27-52	7-15	17-27	9	28	37	29	78	18	9	4	200	

FG % 1st Half: 15-30	50.0%	2nd Half: 12-22	54.5%	Game: 27-52	51.9%	Dea	
3FG % 1st Half: 3-9	33.3%	2nd Half: 4-8	50.0%	Game: 7-15	46.7%	Reb	
FT % 1st Half: 4-6	66.7%	2nd Half: 13-21	61.9%	Game: 17-27	63.0%	Bk	

Troy 62 • 8-14, 4-7 SBC

#	Player	Total	3-Pr	Rebounds	Off	Def	Tot	PF	TP	A	T	Bk	St	Min
		FG-FGA	FG-FGA	FT-FTA	Off	Def	Tot	PF	TP	A	T	Bk	St	Min
24	Nick Stampley	1	2-6	0-1	2-3	2	7	9	4	6	2	0	0	28
06	KJ Simon	9	1-4	1-1	0-0	1	1	2	1	3	0	0	0	19
08	Aranson Adams	9	5-10	3-7	0-0	1	2	3	5	9	1	3	1	22
11	Desmond Williams	9	2-7	0-2	2-2	2	2	4	2	1	0	0	0	30
12	Charles Norman	9	0-3	0-3	0-0	1	0	1	0	0	0	0	0	12
00	Ty Gordon	9	4-11	2-4	4-10	3	0	3	4	14	4	5	0	31
01	Tani Small	9	0-1	0-1	5-6	0	3	3	11	1	0	1	0	12
13	Khalil Waters	9	4-7	0-1	7-7	1	3	4	1	15	2	0	0	22
20	Jalen Tuck	9	0-1	0-0	0-0	0	1	1	0	0	0	0	0	2
38	Devion Thomas	9	0-2	0-1	2-2	0	4	4	3	2	0	1	1	12
	Team													
	Totals	17-58	6-24	22-30	16	22	38	22	62	10	11	4	5	200

FG % 1st Half: 7-25	28.0%	2nd Half: 10-33	30.3%	Game: 17-58	29.3%	Dea	
3FG % 1st Half: 3-14	21.4%	2nd Half: 3-14	21.4%	Game: 7-16	43.8%	Reb	
FT % 1st Half: 8-10	80.0%	2nd Half: 14-20	70.0%	Game: 22-30	73.3%	Bk	

Officials: Matthew Martinez, John Dillon, Keith Patterson
Technical fouls: Arkansas State-None, Troy-None
Attendance: 2038

Score by periods	1st	2nd	OT	Total
Arkansas State	37	41	7	85
Troy	25	37	8	70

Last FG - ASU 2nd 00:44, TROY 2nd 00:15
Largest lead - ASU by 20 2nd 00:15, TROY by 1 1st 19:12
ASU led for 39:18, TROY led for 00:24, Game was tied for 00:30.

Game 23

ARKANSAS STATE BASKETBALL

Arkansas State Game Highs



2019-20 Arkansas State Men's Basketball
Arkansas State Team High/Low Analysis (as of Feb 14, 2020)
All games



Arkansas State - TEAM GAME HIGHS

POINTS	90	GEORGIA STATE (01/06/20)
	87	at Little Rock (02/08/20)
	84	FREED-HARDEMAN (12/28/19)
	82	IDAHO (11/17/19)
	80	at Coastal Carolina (01/18/20)
	80	at Appalachian State (01/16/20)
	80	at Colorado State (11/20/19)
	80	UC DAVIS (11/15/19)
FIELD GOALS MADE	31	FREED-HARDEMAN (12/28/19)
	31	IDAHO (11/17/19)
FIELD GOAL ATTEMPTS	66	at Appalachian State (01/16/20)
	66	FREED-HARDEMAN (12/28/19)
FIELD GOAL PERCENTAGE	.580 (29-50)	VMI (11/14/19)
	.525 (31-59)	IDAHO (11/17/19)
3 PT FIELD GOALS MADE	13	at Colorado State (11/20/19)
	11	at Little Rock (02/08/20)
3 PT FG ATTEMPTS	25	SOUTH ALABAMA (01/23/20)
	24	at Coastal Carolina (01/18/20)
	24	at Appalachian State (01/16/20)
3 PT FG PERCENTAGE	.650 (13-20)	at Colorado State (11/20/19)
	.500 (11-22)	at Little Rock (02/08/20)
FREE THROWS MADE	39	COASTAL CAROLINA (02/01/20)
	34	GEORGIA STATE (01/06/20)
FREE THROW ATTEMPTS	54	COASTAL CAROLINA (02/01/20)
	42	GEORGIA STATE (01/06/20)
FREE THROW PERCENTAGE	.875 (14-16)	at Missouri State (12/11/19)
	.846 (22-26)	OMAHA (12/03/19)
REBOUNDS	46	at Appalachian State (01/16/20)
	41	FREED-HARDEMAN (12/28/19)
ASSISTS	22	IDAHO (11/17/19)
	21	SOUTH ALABAMA (01/23/20)
	21	VMI (11/14/19)
STEALS	19	TROY (01/11/20)
	12	UC DAVIS (11/15/19)
BLOCKED SHOTS	5	FREED-HARDEMAN (12/28/19)
	5	LOUISIANA (12/18/19)
	5	IDAHO (11/17/19)
TURNOVERS	23	at Ole Miss (11-8-19)
	20	SFA (11/30/19)
FOULS	29	at Troy (01/25/20)
	28	TEXAS STATE (01/04/20)
	28	LOUISIANA (12/18/19)

Opponent Game Highs



2019-20 Arkansas State Men's Basketball
Arkansas State High/Low Analysis (as of Feb 14, 2020)
All games



Opponent - GAME HIGHS

POINTS	90	at Little Rock (02/08/20)
	87	GEORGIA STATE (01/06/20)
	83	COASTAL CAROLINA (02/01/20)
	83	at Appalachian State (01/16/20)
	78	at Colorado State (11/20/19)
FIELD GOALS MADE	32	GEORGIA STATE (01/06/20)
	31	UT ARLINGTON (01/02/20)
FIELD GOAL ATTEMPTS	62	GEORGIA STATE (01/06/20)
	60	FREED-HARDEMAN (12/28/19)
FIELD GOAL PERCENTAGE	.568 (25-44)	at Missouri State (12/11/19)
	.525 (31-59)	UT ARLINGTON (01/02/20)
3 PT FIELD GOALS MADE	12	FREED-HARDEMAN (12/28/19)
	10	at Little Rock (02/08/20)
	10	at Coastal Carolina (01/18/20)
3 PT FG ATTEMPTS	31	at Coastal Carolina (01/18/20)
	30	TROY (01/11/20)
3 PT FG PERCENTAGE	.571 (4-7)	at South Alabama (01/09/20)
	.480 (12-25)	FREED-HARDEMAN (12/28/19)
FREE THROWS MADE	30	at Little Rock (02/08/20)
	29	at Appalachian State (01/16/20)
	29	TEXAS STATE (01/04/20)
FREE THROW ATTEMPTS	38	SOUTH ALABAMA (01/23/20)
	36	at Appalachian State (01/16/20)
	36	TEXAS STATE (01/04/20)
FREE THROW PERCENTAGE	.857 (30-35)	at Little Rock (02/08/20)
	.826 (19-23)	at Missouri State (12/11/19)
REBOUNDS	42	UT ARLINGTON (01/02/20)
	42	SFA (11/30/19)
ASSISTS	27	UT ARLINGTON (01/02/20)
	21	at Colorado State (11/20/19)
	21	IDAHO (11/17/19)
STEALS	14	at Ole Miss (11-8-19)
	12	at South Alabama (01/09/20)
	6	at Colorado State (11/20/19)
BLOCKED SHOTS	4	at Little Rock (02/08/20)
	4	at Troy (01/25/20)
	4	at ULM (12/21/19)
	4	at Missouri State (12/11/19)
TURNOVERS	23	TROY (01/11/20)
	23	UC DAVIS (11/15/19)
FOULS	33	COASTAL CAROLINA (02/01/20)
	30	LOUISIANA (12/18/19)

Arkansas State Game Lows



2019-20 Arkansas State Men's Basketball
Arkansas State High/Low Analysis (as of Feb 14, 2020)
All games



Arkansas State - GAME LOWS

POINTS	43	at Ole Miss (11-8-19)
	52	UT ARLINGTON (01/02/20)
	53	at Missouri State (12/11/19)
	57	SFA (11/30/19)
	59	at South Alabama (01/09/20)
FIELD GOALS MADE	15	at Ole Miss (11-8-19)
	15	SFA (11/30/19)
FIELD GOAL ATTEMPTS	44	SOUTH ALABAMA (01/23/20)
	44	COASTAL CAROLINA (02/01/20)
FIELD GOAL PERCENTAGE	.283 (15-53)	SFA (11/30/19)
	.286 (16-56)	UT ARLINGTON (01/02/20)
3 PT FIELD GOALS MADE	2	UT ARLINGTON (01/02/20)
	2	COASTAL CAROLINA (02/01/20)
3 PT FG ATTEMPTS	9	VMI (11/14/19)
	9	UT ARLINGTON (01/02/20)
3 PT FG PERCENTAGE	.125 (2-16)	COASTAL CAROLINA (02/01/20)
	.222 (2-9)	UT ARLINGTON (01/02/20)
FREE THROWS MADE	6	ARK.-MONTICELLO (11/06/19)
	7	at Ole Miss (11-8-19)
FREE THROW ATTEMPTS	12	at Ole Miss (11-8-19)
	13	at South Alabama (01/09/20)
FREE THROW PERCENTAGE	.353 (6-17)	ARK.-MONTICELLO (11/06/19)
	.533 (16-30)	at Appalachian State (01/16/20)
REBOUNDS	21	at Missouri State (12/11/19)
	22	at Tulsa (12/07/19)
ASSISTS	4	at Missouri State (12/11/19)
	9	SFA (11/30/19)
	9	at Coastal Carolina (01/18/20)
STEALS	2	SOUTH ALABAMA (01/23/20)
	2	at Little Rock (02/08/20)
BLOCKED SHOTS	1	at Tulsa (12/07/19)
	1	at Missouri State (12/11/19)
	1	TROY (01/11/20)
	1	APPALACHIAN STATE (01/30/20)
	1	COASTAL CAROLINA (02/01/20)
TURNOVERS	7	IDAHO (11/17/19)
	7	UT ARLINGTON (01/02/20)
	7	at Appalachian State (01/16/20)
FOULS	13	UT ARLINGTON (01/02/20)
	15	ARK.-MONTICELLO (11/06/19)
	15	VMI (11/14/19)
	15	GEORGIA STATE (01/06/20)

Opponent Game Lows



2019-20 Arkansas State Men's Basketball
Arkansas State High/Low Analysis (as of Feb 14, 2020)
All games



Opponent - GAME LOWS

POINTS	49	ARK.-MONTICELLO (11/06/19)
	56	VMI (11/14/19)
	59	at ULM (12/21/19)
	62	at Troy (01/25/20)
	63	at Tulsa (12/07/19)
FIELD GOALS MADE	17	ARK.-MONTICELLO (11/06/19)
	17	at Troy (01/25/20)
FIELD GOAL ATTEMPTS	44	at Missouri State (12/11/19)
	44	SOUTH ALABAMA (01/23/20)
FIELD GOAL PERCENTAGE	.293 (17-58)	at Troy (01/25/20)
	.321 (17-53)	ARK.-MONTICELLO (11/06/19)
3 PT FIELD GOALS MADE	2	at ULM (12/21/19)
	3	TEXAS STATE (01/04/20)
	3	SOUTH ALABAMA (01/23/20)
3 PT FG ATTEMPTS	7	at South Alabama (01/09/20)
	8	TEXAS STATE (01/04/20)
	8	SOUTH ALABAMA (01/23/20)
3 PT FG PERCENTAGE	.200 (2-10)	at ULM (12/21/19)
	.250 (4-16)	IDAHO (11/17/19)
	.250 (4-16)	LOUISIANA (12/18/19)
	.250 (6-24)	at Appalachian State (01/16/20)
	.250 (6-24)	at Troy (01/25/20)
FREE THROWS MADE	4	UT ARLINGTON (01/02/20)
	6	ARK.-MONTICELLO (11/06/19)
FREE THROW ATTEMPTS	7	UT ARLINGTON (01/02/20)
	8	ARK.-MONTICELLO (11/06/19)
FREE THROW PERCENTAGE	.524 (11-21)	VMI (11/14/19)
	.571 (4-7)	UT ARLINGTON (01/02/20)
REBOUNDS	24	UC DAVIS (11/15/19)
	25	VMI (11/14/19)
ASSISTS	5	SOUTH ALABAMA (01/23/20)
	6	LOUISIANA (12/18/19)
STEALS	2	at Appalachian State (01/16/20)
	3	ARK.-MONTICELLO (11/06/19)
	3	UT ARLINGTON (01/02/20)
	3	APPALACHIAN STATE (01/30/20)
	3	COASTAL CAROLINA (02/01/20)
BLOCKED SHOTS	0	VMI (11/14/19)
	0	UC DAVIS (11/15/19)
	0	OMAHA (12/03/19)
	0	GEORGIA STATE (01/06/20)
	0	APPALACHIAN STATE (01/30/20)
TURNOVERS	5	at Appalachian State (01/16/20)
	8	IDAHO (11/17/19)
FOULS	14	at Tulsa (12/07/19)
	14	at ULM (12/21/19)
	14	APPALACHIAN STATE (01/30/20)



2019-20 Arkansas State Men's Basketball
Arkansas State Combined Team Statistics (as of Feb 13, 2020)
All games



RECORD:	OVERALL	HOME	AWAY	NEUTRAL
ALL GAMES	15-11	10-5	5-6	0-0
CONFERENCE	7-8	4-4	3-4	0-0
NON-CONFERENCE	8-3	6-1	2-2	0-0

#	Player	gp-gs	min	avg	Total		3-Point		F-Throw		Rebounds											
					fg-fga	fg%	3fg-fga	3fg%	ft-fa	ft%	off	def	tot	avg	pf	dq	a	to	blk	stl	pts	avg
23	Eaton, Marquis	26-24	827	31.8	96-249	.386	38-101	.376	87-110	.791	16	67	83	3.2	61	0	76	44	5	37	317	12.2
00	Fields, Caleb	25-16	793	31.7	75-187	.401	22-64	.344	106-155	.684	11	62	73	2.9	44	0	84	46	2	23	278	11.1
11	Eggleston, Melo	16-9	352	22.0	53-135	.393	5-25	.200	45-71	.634	23	67	90	5.6	44	3	21	30	8	10	156	9.8
12	Kus, Canberk	26-22	624	24.0	92-207	.444	21-69	.304	41-56	.732	33	92	125	4.8	74	2	39	44	22	27	246	9.5
01	Johnson, Jerry	25-1	543	21.7	64-164	.390	44-114	.386	56-65	.862	6	45	51	2.0	34	0	40	35	0	13	228	9.1
04	Matthews, J.J.	26-26	578	22.2	81-146	.555	0-0	.000	68-101	.673	41	71	112	4.3	90	8	38	38	18	13	230	8.8
03	Brevard, Malik	26-18	538	20.7	66-98	.673	0-2	.000	25-43	.581	62	100	162	6.2	90	8	18	37	12	21	157	6.0
05	Willis, Christian	26-14	540	20.8	50-101	.495	22-49	.449	27-43	.628	9	27	36	1.4	59	1	39	27	2	17	149	5.7
32	Jackson, Antwon	26-0	341	13.1	20-42	.476	0-0	.000	26-42	.619	26	39	65	2.5	37	0	15	19	7	15	66	2.5
02	Wilson, Kobe	12-0	91	7.6	6-28	.214	3-14	.214	6-6	1.000	0	6	6	0.5	1	0	4	6	0	2	21	1.8
15	Scoggins, Jake	5-0	20	4.0	2-7	.286	0-0	.000	0-1	.000	1	0	1	0.2	4	0	0	1	0	1	4	0.8
10	Farrington, Malcolm	1-0	3	3.0	0-1	.000	0-1	.000	0-0	.000	0	0	0	0.0	1	0	0	0	0	0	0	0.0
Team											16	20	36				3					
Total.....		26	5250		605-1365	.443	155-439	.353	487-693	.703	244	596	840	32.3	539	22	374	330	76	179	1852	71.2
Opponents.....		26	5250		634-1383	.458	171-488	.350	421-585	.720	240	633	873	33.6	552	-	357	371	49	155	1860	71.5

TEAM STATISTICS	ASU	OPP	Date	Opponent	Score	Att.
SCORING	1852	1860	11/06/19	ARK.-MONTICELLO	w 65-49	1397
Points per game	71.2	71.5	11-8-19	at Ole Miss	L 43-71	8009
Scoring margin	-0.3	-	% 11/14/19	VMI	w 71-56	1104
FIELD GOALS-ATT	605-1365	634-1383	% 11/15/19	UC DAVIS	w 80-67	1176
Field goal pct	.443	.458	% 11/17/19	IDAHO	w 82-68	987
3 POINT FG-ATT	155-439	171-488	11/20/19	at Colorado State	w 80-78	2306
3-point FG pct	.353	.350	11/30/19	SFA	L 57-76	1606
3-pt FG made per game	6.0	6.6	12/03/19	OMAHA	w 78-73	1126
FREE THROWS-ATT	487-693	421-585	12/07/19	at Tulsa	w 66-63	3074
Free throw pct	.703	.720	12/11/19	at Missouri State	L 53-75	3891
F-Throws made per game	18.7	16.2	* 12/18/19	LOUISIANA	w 79-67	1177
REBOUNDS	840	873	* 12/21/19	at ULM	w 62-59	2021
Rebounds per game	32.3	33.6	12/28/19	FREED-HARDEMAN	w 84-73	1173
Rebounding margin	-1.3	-	* 01/02/20	UT ARLINGTON	L 52-73	1276
ASSISTS	374	357	* 01/04/20	TEXAS STATE	L 67-70	1275
Assists per game	14.4	13.7	* 01/06/20	GEORGIA STATE	w 90-87	1105
TURNOVERS	330	371	* 01/09/20	at South Alabama	L 59-75	1392
Turnovers per game	12.7	14.3	* 01/11/20	TROY	Wot 76-68	1377
Turnover margin	+1.6	-	* 01/16/20	at Appalachian State	Lot 80-83	1566
Assist/turnover ratio	1.1	1.0	* 01/18/20	at Coastal Carolina	w 80-75	1313
STEALS	179	155	* 01/23/20	SOUTH ALABAMA	w 75-71	3119
Steals per game	6.9	6.0	* 01/25/20	at Troy	w 78-62	2538
BLOCKS	76	49	* 01/30/20	APPALACHIAN STATE	L 64-71	1971
Blocks per game	2.9	1.9	* 02/01/20	COASTAL CAROLINA	L 77-83	1697
ATTENDANCE	21566	31131	* 02/08/20	at Little Rock	L 87-90	3522
Home games-Avg/Game	15-1438	11-2830	* 02/13/20	at UT Arlington	L 67-77	1499
Neutral site-Avg/Game	-	0-0				

* = Conference game

% = Red Wolves Classic (Jonesboro, Ark.)

Score by Periods	1st	2nd	OT	Totals
Arkansas State	822	1007	23	1852
Opponents	909	933	18	1860



2019-20 Arkansas State Men's Basketball
Arkansas State Combined Team Statistics (as of Feb 13, 2020)
Sun Belt games only



RECORD:	OVERALL	HOME	AWAY	NEUTRAL
ALL GAMES	7-8	4-4	3-4	0-0
CONFERENCE	7-8	4-4	3-4	0-0
NON-CONFERENCE	0-0	0-0	0-0	0-0

#	Player	gp-gs	min	avg	Total		3-Point		F-Throw		Rebounds				pf	dq	a	to	blk	stl	pts	avg
					fg-fga	fg%	3fg-fga	3fg%	ft-fa	ft%	off	def	tot	avg								
23	Eaton, Marquis	15-15	506	33.7	66-151	.437	26-65	.400	60-77	.779	11	33	44	2.9	36	0	46	22	4	22	218	14.5
00	Fields, Caleb	15-12	491	32.7	40-108	.370	14-40	.350	62-94	.660	8	33	41	2.7	38	0	51	29	2	15	156	10.4
11	Eggleston, Melo	15-9	333	22.2	50-127	.394	5-23	.217	39-62	.629	22	64	86	5.7	42	3	18	30	6	10	144	9.6
01	Johnson, Jerry	15-1	332	22.1	37-103	.359	28-79	.354	38-45	.844	4	30	34	2.3	21	0	25	18	0	7	140	9.3
04	Matthews, J.J.	15-15	337	22.5	37-66	.561	0-0	.000	44-66	.667	24	42	66	4.4	54	5	17	24	11	7	118	7.9
12	Kus, Canberk	15-11	312	20.8	36-94	.383	8-34	.235	25-31	.806	21	45	66	4.4	42	1	17	23	13	8	105	7.0
03	Brevard, Malik	15-8	286	19.1	34-47	.723	0-1	.000	20-33	.606	35	50	85	5.7	50	3	10	12	7	13	88	5.9
05	Willis, Christian	15-4	274	18.3	27-54	.500	14-29	.483	16-26	.615	2	14	16	1.1	33	1	17	13	0	9	84	5.6
32	Jackson, Antwon	15-0	167	11.1	8-18	.444	0-0	.000	20-26	.769	13	22	35	2.3	23	0	9	8	3	5	36	2.4
15	Scoggins, Jake	2-0	5	2.5	1-1	1.000	0-0	.000	0-0	.000	0	0	0	0.0	1	0	0	0	0	0	2	1.0
02	Wilson, Kobe	3-0	7	2.3	0-4	.000	0-1	.000	2-2	1.000	0	1	1	0.3	0	0	0	0	0	0	2	0.7
Team											6	12	18					2				
Total.....		15	3050		336-773	.435	95-272	.349	326-462	.706	146	346	492	32.8	340	13	210	181	46	96	1093	72.9
Opponents.....		15	3050		363-802	.453	97-279	.348	288-390	.738	150	366	516	34.4	335	-	196	203	28	82	1111	74.1

TEAM STATISTICS	ASU	OPP	Date	Opponent	Score	Att.
SCORING	1093	1111	* 12/18/19	LOUISIANA	W 79-67	1177
Points per game	72.9	74.1	* 12/21/19	at ULM	W 62-59	2021
Scoring margin	-1.2	-	* 01/02/20	UT ARLINGTON	L 52-73	1276
FIELD GOALS-ATT	336-773	363-802	* 01/04/20	TEXAS STATE	L 67-70	1275
Field goal pct	.435	.453	* 01/06/20	GEORGIA STATE	W 90-87	1105
3 POINT FG-ATT	95-272	97-279	* 01/09/20	at South Alabama	L 59-75	1392
3-point FG pct	.349	.348	* 01/11/20	TROY	Wot 76-68	1377
3-pt FG made per game	6.3	6.5	* 01/16/20	at Appalachian State	Lot 80-83	1566
FREE THROWS-ATT	326-462	288-390	* 01/18/20	at Coastal Carolina	W 80-75	1313
Free throw pct	.706	.738	* 01/23/20	SOUTH ALABAMA	W 75-71	3119
F-Throws made per game	21.7	19.2	* 01/25/20	at Troy	W 78-62	2538
REBOUNDS	492	516	* 01/30/20	APPALACHIAN STATE	L 64-71	1971
Rebounds per game	32.8	34.4	* 02/01/20	COASTAL CAROLINA	L 77-83	1697
Rebounding margin	-1.6	-	* 02/08/20	at Little Rock	L 87-90	3522
ASSISTS	210	196	* 02/13/20	at UT Arlington	L 67-77	1499
Assists per game	14.0	13.1				
TURNOVERS	181	203				
Turnovers per game	12.1	13.5				
Turnover margin	+1.5	-				
Assist/turnover ratio	1.2	1.0				
STEALS	96	82				
Steals per game	6.4	5.5				
BLOCKS	46	28				
Blocks per game	3.1	1.9				
ATTENDANCE	12997	13851				
Home games-Avg/Game	8-1625	7-1979				
Neutral site-Avg/Game	-	0-0				

* = Conference game

% = Red Wolves Classic (Jonesboro, Ark.)

Score by Periods	1st	2nd	OT	Totals
Arkansas State	481	589	23	1093
Opponents	548	545	18	1111



Individual Career History vs Texas State



Brevard, Malik

Season	gp-gs	min/avg	Total		3-Point		F-Throws		Rebounds				pf	fo	ast	to	blk	stl	Scoring	
			fg-fga	pct	fg-fga	pct	ft-fa	pct	off	def	tot	avg							pts	avg
2018-19	2-2	27/13.5	1-3	.333	0-0	.000	0-0	.000	1	4	5	2.5	2	0	0	0	2	1	2	1.0
2019-20	1-1	25/25.0	1-2	.500	0-0	.000	1-4	.250	4	4	8	8.0	3	0	0	4	0	2	3	3.0
TOTAL	3-3	52/17.3	2-5	.400	0-0	.000	1-4	.250	5	8	13	4.3	5	0	0	4	2	3	5	1.7

Eaton, Marquis

Season	gp-gs	min/avg	Total		3-Point		F-Throws		Rebounds				pf	fo	ast	to	blk	stl	Scoring	
			fg-fga	pct	fg-fga	pct	ft-fa	pct	off	def	tot	avg							pts	avg
2017-18	1-0	21/21.0	1-5	.200	0-2	.000	0-0	.000	1	1	2	2.0	2	0	2	2	1	0	2	2.0
2018-19	2-2	64/32.0	6-19	.316	2-9	.222	2-2	1.000	1	1	2	1.0	8	0	4	8	0	0	16	8.0
2019-20	1-1	32/32.0	3-9	.333	0-2	.000	4-5	.800	1	2	3	3.0	1	0	2	0	0	0	10	10.0
TOTAL	4-3	117/29.3	10-33	.303	2-13	.154	6-7	.857	3	4	7	1.8	11	0	8	10	1	0	28	7.0

Eggleston, Melo

Season	gp-gs	min/avg	Total		3-Point		F-Throws		Rebounds				pf	fo	ast	to	blk	stl	Scoring	
			fg-fga	pct	fg-fga	pct	ft-fa	pct	off	def	tot	avg							pts	avg
2019-20	1-0	27/27.0	6-10	.600	0-0	.000	3-4	.750	0	3	3	3.0	5	1	1	0	0	0	15	15.0
TOTAL	1-0	27/27.0	6-10	.600	0-0	.000	3-4	.750	0	3	3	3.0	5	1	1	0	0	0	15	15.0

Fields, Caleb

Season	gp-gs	min/avg	Total		3-Point		F-Throws		Rebounds				pf	fo	ast	to	blk	stl	Scoring	
			fg-fga	pct	fg-fga	pct	ft-fa	pct	off	def	tot	avg							pts	avg
2019-20	1-1	35/35.0	1-5	.200	1-1	1.000	10-16	.625	1	4	5	5.0	4	0	3	4	0	1	13	13.0
TOTAL	1-1	35/35.0	1-5	.200	1-1	1.000	10-16	.625	1	4	5	5.0	4	0	3	4	0	1	13	13.0

Jackson, Antwon

Season	gp-gs	min/avg	Total		3-Point		F-Throws		Rebounds				pf	fo	ast	to	blk	stl	Scoring	
			fg-fga	pct	fg-fga	pct	ft-fa	pct	off	def	tot	avg							pts	avg
2019-20	1-0	13/13.0	0-1	.000	0-0	.000	4-4	1.000	2	0	2	2.0	3	0	0	2	1	1	4	4.0
TOTAL	1-0	13/13.0	0-1	.000	0-0	.000	4-4	1.000	2	0	2	2.0	3	0	0	2	1	1	4	4.0

Johnson, Jerry

Season	gp-gs	min/avg	Total		3-Point		F-Throws		Rebounds				pf	fo	ast	to	blk	stl	Scoring	
			fg-fga	pct	fg-fga	pct	ft-fa	pct	off	def	tot	avg							pts	avg
2019-20	1-0	23/23.0	1-8	.125	0-4	.000	6-6	1.000	1	3	4	4.0	1	0	1	2	0	0	8	8.0
TOTAL	1-0	23/23.0	1-8	.125	0-4	.000	6-6	1.000	1	3	4	4.0	1	0	1	2	0	0	8	8.0

Kus, Canberk

Season	gp-gs	min/avg	Total		3-Point		F-Throws		Rebounds				pf	fo	ast	to	blk	stl	Scoring	
			fg-fga	pct	fg-fga	pct	ft-fa	pct	off	def	tot	avg							pts	avg
2018-19	2-0	34/17.0	3-6	.500	1-4	.250	0-0	.000	1	3	4	2.0	7	0	1	1	1	0	7	3.5
2019-20	1-0	21/21.0	4-9	.444	2-4	.500	2-2	1.000	1	3	4	4.0	4	0	3	0	2	2	12	12.0
TOTAL	3-0	55/18.3	7-15	.467	3-8	.375	2-2	1.000	2	6	8	2.7	11	0	4	1	3	2	19	6.3

Matthews, J.J.

Season	gp-gs	min/avg	Total		3-Point		F-Throws		Rebounds				pf	fo	ast	to	blk	stl	Scoring	
			fg-fga	pct	fg-fga	pct	ft-fa	pct	off	def	tot	avg							pts	avg
2018-19	2-1	17/8.5	2-5	.400	0-0	.000	0-0	.000	1	2	3	1.5	3	0	0	1	0	0	4	2.0
2019-20	1-1	17/17.0	1-3	.333	0-0	.000	0-0	.000	0	5	5	5.0	5	1	2	2	1	1	2	2.0
TOTAL	3-2	34/11.3	3-8	.375	0-0	.000	0-0	.000	1	7	8	2.7	8	1	2	3	1	1	6	2.0



Individual Career History vs Texas State



Scoggins, Jake

Willis, Christian

Season	gp-gs	min/avg	Total		3-Point		F-Throws		Rebounds				pf	fo	ast	to	blk	stl	Scoring	
			fg-fga	pct	fg-fga	pct	ft-fita	pct	off	def	tot	avg							pts	avg
2018-19	1-0	9/9.0	1-2	.500	0-0	.000	0-0	.000	0	0	0	0.0	4	0	0	0	0	0	2	2.0
2019-20	1-1	7/7.0	0-1	.000	0-1	.000	0-0	.000	0	0	0	0.0	2	0	0	1	0	0	0	0.0
TOTAL	2-1	16/8.0	1-3	.333	0-1	.000	0-0	.000	0	0	0	0.0	6	0	0	1	0	0	2	1.0

Wilson, Kobe

Season	gp-gs	min/avg	Total		3-Point		F-Throws		Rebounds				pf	fo	ast	to	blk	stl	Scoring	
			fg-fga	pct	fg-fga	pct	ft-fita	pct	off	def	tot	avg							pts	avg
2018-19	2-0	11/5.5	0-1	.000	0-0	.000	0-2	.000	0	0	0	0.0	5	1	1	0	0	0	0	0.0
TOTAL	2-0	11/5.5	0-1	.000	0-0	.000	0-2	.000	0	0	0	0.0	5	1	1	0	0	0	0	0.0



2019-20 Arkansas State Men's Basketball
Arkansas State Season/Career Statistics (as of Feb 14, 2020)
All games



SEASON STATISTICS

CAREER STATISTICS

SUMMARY	gp-gs	min/g	fg%	3fg%	ft%	r/g	a/g	stl	blk	pts/g	gp-gs	min/g	fg%	3fg%	ft%	r/g	a/g	stl	blk	pts/g
Eaton, Marquis	26-24	31.8	.386	.376	.791	3.2	2.9	37	5	12.2	90-62	27.7	.381	.332	.788	2.6	2.6	91	22	9.7
Fields, Caleb	25-16	31.7	.401	.344	.684	2.9	3.4	23	2	11.1	25-16	31.7	.401	.344	.684	2.9	3.4	23	2	11.1
Eggleston, Melo	16-9	22.0	.393	.200	.634	5.6	1.3	10	8	9.8	16-9	22.0	.393	.200	.634	5.6	1.3	10	8	9.8
Kus, Canberk	26-22	24.0	.444	.304	.732	4.8	1.5	27	22	9.5	50-22	20.3	.419	.293	.770	3.7	1.3	45	38	7.6
Johnson, Jerry	25-1	21.7	.390	.386	.862	2.0	1.6	13	0	9.1	25-1	21.7	.390	.386	.862	2.0	1.6	13	0	9.1
Matthews, J.J.	26-26	22.2	.555	.000	.673	4.3	1.5	13	18	8.8	53-33	18.0	.536	.000	.667	3.7	0.9	21	33	7.4
Brevard, Malik	26-18	20.7	.673	.000	.581	6.2	0.7	21	12	6.0	56-29	18.5	.603	.111	.549	5.2	0.6	40	31	4.6
Willis, Christian	26-14	20.8	.495	.449	.628	1.4	1.5	17	2	5.7	62-20	14.7	.448	.368	.671	1.1	0.9	21	3	4.1
Jackson, Antwon	26-0	13.1	.476	.000	.619	2.5	0.6	15	7	2.5	26-0	13.1	.476	.000	.619	2.5	0.6	15	7	2.5
Wilson, Kobe	12-0	7.6	.214	.214	1.000	0.5	0.3	2	0	1.8	37-0	9.1	.272	.291	.700	0.5	0.4	6	1	2.2
Scoggins, Jake	5-0	4.0	.286	.000	.000	0.2	0.0	1	0	0.8	37-3	6.4	.447	.000	.231	0.9	0.2	7	1	1.0
Farrington, Malcolm	1-0	3.0	.000	.000	.000	0.0	0.0	0	0	0.0	1-0	3.0	.000	.000	.000	0.0	0.0	0	0	0.0

SCORING	fg-fga	fg%	3fg-fga	3fg%	ft-fa	ft%	pts	pts/g	fg-fga	fg%	3fg-fga	3fg%	ft-fa	ft%	pts	pts/g
Eaton, Marquis	96-249	.386	38-101	.376	87-110	.791	317	12.2	288-756	.381	91-274	.332	205-260	.788	872	9.7
Fields, Caleb	75-187	.401	22-64	.344	106-155	.684	278	11.1	75-187	.401	22-64	.344	106-155	.684	278	11.1
Eggleston, Melo	53-135	.393	5-25	.200	45-71	.634	156	9.8	53-135	.393	5-25	.200	45-71	.634	156	9.8
Kus, Canberk	92-207	.444	21-69	.304	41-56	.732	246	9.5	139-332	.419	36-123	.293	67-87	.770	381	7.6
Johnson, Jerry	64-164	.390	44-114	.386	56-65	.862	228	9.1	64-164	.390	44-114	.386	56-65	.862	228	9.1
Matthews, J.J.	81-146	.555	0-0	.000	68-101	.673	230	8.8	141-263	.536	0-0	.000	108-162	.667	390	7.4
Brevard, Malik	66-98	.673	0-2	.000	25-43	.581	157	6.0	108-179	.603	1-9	.111	39-71	.549	256	4.6
Willis, Christian	50-101	.495	22-49	.449	27-43	.628	149	5.7	87-194	.448	32-87	.368	49-73	.671	255	4.1
Jackson, Antwon	20-42	.476	0-0	.000	26-42	.619	66	2.5	20-42	.476	0-0	.000	26-42	.619	66	2.5
Wilson, Kobe	6-28	.214	3-14	.214	6-6	1.000	21	1.8	25-92	.272	16-55	.291	14-20	.700	80	2.2
Scoggins, Jake	2-7	.286	0-0	.000	0-1	.000	4	0.8	17-38	.447	0-0	.000	3-13	.231	37	1.0
Farrington, Malcolm	0-1	.000	0-1	.000	0-0	.000	0	0.0	0-1	.000	0-1	.000	0-0	.000	0	0.0

TOTALS	o-reb	d-reb	t-reb	pf	fo	ast	to	a/to	o-reb	d-reb	t-reb	pf	fo	ast	to	a/to
Eaton, Marquis	16	67	83	61	0	76	44	1.7	52	186	238	191	1	236	177	1.3
Fields, Caleb	11	62	73	44	0	84	46	1.8	11	62	73	44	0	84	46	1.8
Eggleston, Melo	23	67	90	44	3	21	30	0.7	23	67	90	44	3	21	30	0.7
Kus, Canberk	33	92	125	74	2	39	44	0.9	47	138	185	124	4	64	77	0.8
Johnson, Jerry	6	45	51	34	0	40	35	1.1	6	45	51	34	0	40	35	1.1
Matthews, J.J.	41	71	112	90	8	38	38	1.0	81	117	198	159	10	48	77	0.6
Brevard, Malik	62	100	162	90	8	18	37	0.5	111	182	293	160	11	35	69	0.5
Willis, Christian	9	27	36	59	1	39	27	1.4	24	45	69	106	2	56	50	1.1
Jackson, Antwon	26	39	65	37	0	15	19	0.8	26	39	65	37	0	15	19	0.8
Wilson, Kobe	0	6	6	1	0	4	6	0.7	2	18	20	27	1	13	19	0.7
Scoggins, Jake	1	0	1	4	0	0	1	0.0	10	23	33	48	0	7	12	0.6
Farrington, Malcolm	0	0	0	1	0	0	0	0.0	0	0	0	1	0	0	0	0.0