



ARKANSAS STATE BASKETBALL

Basketball Contact: Mark Taylor [martaylor@astate.edu] | W: 870-972-3547 | C: 870-219-5705 | @ASStateMB | #WolvesUp

DECEMBER 4, 2020 • 7:00 PM • FIRST NATIONAL BANK ARENA • JONESBORO, ARK.

2-6 OVERALL | 0-0 AII

Streak: W1 | **Net Rank:** N/A
Last Result: CRC 70, Rust College 67

Head Coach: Chris Perkins
Career Record/Yrs: 205-332/17
CRC Record/Yrs: 163-250/14
vs A-State: 0-0



GAME

4

- VS -



0-3 OVERALL | 0-0 SUN BELT

Streak: L3 | **Net Rank:** 298
Last Result: Memphis 83, A-State 54

Head Coach: Mike Balado
Career Record/Yrs: 40-59/4
A-State Record/Yrs: Same
vs Crowley's Ridge College: 0-0

SCHEDULE/RESULTS

SBC: 0-0 | Non-Conference: 0-3
Home: 0-0 | Away: 0-3 | Neutral: 0-0

NOVEMBER

Fri. 27 at Marshall 56-70, L
Sun. 29 at Morehead State 61-69, L

DECEMBER

Wed. 2 at Memphis 54-83, L
Fri. 4 Crowley's Ridge College 7:00 PM
Wed. 9 Arkansas-Pine Bluff 6:00 PM
Fri. 11 Central Baptist College 7:30 PM
Wed. 16 at Stephen F. Austin 6:30 PM
Sun. 20 Champion Christian 2:00 PM

JANUARY

Fri. 1 at ULM* 6:00 PM
Sat. 2 at ULM* 4:00 PM
Fri. 8 at Texas State* 6:00 PM
Sat. 9 at Texas State* 4:00 PM
Fri. 15 ULM* 6:00 PM
Sat. 16 ULM* 4:00 PM
Fri. 22 at Louisiana* 6:00 PM
Sat. 23 at Louisiana* 4:00 PM
Fri. 29 UT Arlington* 6:00 PM
Sat. 30 UT Arlington* 4:00 PM

FEBRUARY

Fri. 5 Louisiana* 6:00 PM
Sat. 6 Louisiana* 4:00 PM
Wed. 10 Little Rock* 8:00 PM
Sat. 13 at Little Rock* 4:00 PM
Fri. 19 Texas State* 6:00 PM
Sat. 20 Texas State* 4:00 PM
Fri. 26 at UT Arlington* 6:00 PM
Sat. 27 at UT Arlington* 4:00 PM

* - Sun Belt Conference Game

All game times listed in Central Standard Time (CST)

SUBJECT TO CHANGE

IN THESE NOTES

Radio/TV Roster.....	2
Roster/Quick Facts.....	3
Series Info.....	4
Notables.....	4-5
Sun Belt Conference Standings.....	6
Statistical Trends.....	7
The Last Time.....	8-9
Game-By-Game Stats.....	10
Miscellaneous Stats.....	11
Box Scores.....	12
Highs & Lows.....	13
Player Pages.....	14-20
2020-21 Stats.....	21
Career Stats.....	22

GAME INFORMATION

SERIES HISTORY

Overall	First Meeting
Current Streak	---
In Jonesboro	---
At First National Bank Arena	---
Last Meeting	---

TELEVISION

ESPN+	
Play-by-Play	Roger Twibell
Analyst	Rich Zvosec

RADIO

EAB Red Wolves Sports Network	
Flagship	107.9 KFIN
Play-by-Play	Matt Stolz

LIVE STATS

AStateRedWolves.com
AStateStats.com

UP NEXT

vs Arkansas-Pine Bluff
Wednesday, Dec. 9 | 6:00 PM | ESPN+

STORYLINES

- The 2020-21 campaign marks the program's 93rd season with the Red Wolves amassing a 1,223-1,16 all-time record (.508) dating back to the inaugural 1926-27 season
- Marquis Eaton (Second Team) and Caleb Fields (Third Team) were named Preseason All-Sun Belt giving A-State two preseason honorees for the first time since 2013-14
- With 13 points at Memphis, Marquis Eaton crossed the 1,000-point plateau becoming the 29th player in program history to score 1,000 or more points. He is one point shy of 28th on the career scoring list (Jabari Myles) and 13 points shy of 27th (Jay Hansen)
- Marquis Eaton is 28 assists shy of entering the top-10 ranks in program history
- Marquis Eaton is set to play in his 100th career game which would make him the 19th player to do so in program history
- The Red Wolves are among 25 Division I teams to have players from 12 or more states and/or countries
- Freshman forward Norchad Omier is the first Nicaraguan-born player on scholarship at any NCAA Division I school to play in a Division I game
- A-State is 49-10 in home openers dating back to the 1961-62 season

ARKANSAS STATE PROJECTED STARTERS



0 CALEB FIELDS

SO | G | 6-0 | 190 | Lewisburg, Tenn.

PPG	RPG	APG	MPG
15.0	4.0	2.0	33.0

- > Matched career high (at Colorado State) with 22 points at Morehead State
- > Has three career outings with 20-plus points
- > Performance at Marshall marked 7th career outing with 10 or points and 5 or more assists

LAST GAME: 11 PTS, 5 REB, 1 AST, 3 STL, 2-5 FG, 1-1 3FG, 6-10 FT



5 CHRISTIAN WILLIS

rSR | G | 6-2 | 195 | Belleville, Ill.

PPG	RPG	APG	MPG
5.7	2.3	1.0	23.7

- > Scored 14 points at Morehead State, his 10th career outing in double figures
- > Posted career high 17 points at South Alabama last season
- > Made 25 3-pointers last season in 32 games after making 10 in his first 36 games played (2016-18)

LAST GAME: 1 PTS, 3 REB, 2 AST, 0-3 FG, 0-0 3FG, 1-2 FT



15 NORCHAD OMIER

FR | F | 6-7 | 230 | Bluefields, Nicaragua

PPG	RPG	APG	MPG
5.5	5.5	0.5	20.5

- > Made first career start at Memphis
- > At least five points and five rebounds in both games played (missed game at Marshall)
- > Among 24 Division I, only one in Sun Belt Conference, freshmen post players to average 5 or more points and 5 or more rebounds

LAST GAME: 6 PTS, 5 REB, 1 BLK, 3-9 FG, 0-1 FT



22 KEYON WESLEY

JR | F | 6-9 | 180 | Chesilhurst, N.J.

PPG	RPG	APG	MPG
7.3	4.7	0.3	26.7

- > Second on team with 4 steals
- > Six or more points in all three games
- > Averaged 12.1 pts, 6.5 rebs and 1.2 steals last year at USC Salkehatchie

LAST GAME: 6 PTS, 5 REB, 3-9 FG, 0-2 FT



23 MARQUIS EATON

SR | G | 6-2 | 200 | Helena, Ark.

PPG	RPG	APG	MPG
10.7	4.3	2.7	35.0

- > 13 points at Memphis made him 29th player in program history with 1,000 points
- > Set to play in his 100th career game, joining 18 others to do so in program history
- > One rebound shy of career high (9 vs Louisiana) with 8 rebounds at Marshall

LAST GAME: 13 PTS, 3 REB, 3 AST, 1 STL, 4-11 FG, 1-3 3FG, 4-6 FT

Projected lineup based off last game



RED WOLVES AT A GLANCE

RECORD
0-3

SUN BELT RECORD
0-0

LAST GAME
54-83, L
at Memphis

Head Coach



Mike Balado

Assistant Coach



Rick Cabrera

Assistant Coach



Brent Crews

Assistant Coach



Mike Scutero

BY THE NUMBERS

PPG 57.0
Scoring Margin..... -17.0
FG%373
3-PT FG%..... .308
FT%592
APG 7.7
A/TO 0.5
Reb. Margin..... -12.7
TO Margin -1.0
SPG 7.3
BPG 3.3

SBC STAT RANKS

Scoring Off..... 10
Scoring Def..... 6
FG% 9
FG% Def 9
3-PT % 9
3-PT % Def..... 1
FT% 7
Rebs/Game 11
Reb. Margin 10
TO Margin 7
Asts/Game 11

All Games / SBC Only

0



CALEB FIELDS

G | So. | 6-0 | 190 | Lewsiburg, Tenn. | Aspire Academy

PPG	RPG	APG	FG%	MPG
15.0	4.0	2.0	.464	33.0
-	-	-	-	-

Points: ..22, 2x, at Morehead State | 11-29-20
Rebounds: 7, 2x, at Louisiana | 2-26-20
Assists: 8 vs Georgia State | 1-6-20

Blocks: 1, 2x, at UT Arlington | 2-13-20
Steals: 3, 2x, at Memphis | 12-2-20
Minutes: 40 at Appalachian State | 1-16-20

1



MARKISE DAVIS (Mar-Keese)

G/F | Jr. | 6-8 | 195 | Oxford, Ala. | Wallace State CC

PPG	RPG	APG	FG%	MPG
7.0	0.7	0.3	.438	14.7
-	-	-	-	-

Points: 13 at Memphis | 12-2-20
Rebounds: 2 at Marshall | 11-27-20
Assists: 1 at Marshall | 11-27-20

Blocks: 1, 2x, at Memphis | 12-2-20
Steals: 1 at Memphis | 12-2-20
Minutes: 20 at Memphis | 12-2-20

2



AVERY FELTS

G | rFr. | 6-2 | 190 | Jonesboro, Ark. | Westside HS

PPG	RPG	APG	FG%	MPG
2.3	1.7	0.0	.333	11.7
-	-	-	-	-

Points: 7 at Marshall | 11-27-20
Rebounds: 2, 2x, at Morehead State | 11-29-20
Assists:

Blocks:
Steals: 1 at Marshall | 11-27-20
Minutes: 19 at Marshall | 11-27-20

3



LAZAR GRBOVIC (Lah-zar Grow-buh-vic)

F | Fr. | 6-8 | 230 | Belgrade, Serbia | Proleter Naftagas

PPG	RPG	APG	FG%	MPG
0.0	0.0	0.0	.000	2.0
-	-	-	-	-

Points:
Rebounds:
Assists:

Blocks:
Steals:
Minutes: 2 at Memphis | 12-2-20

5



CHRISTIAN WILLIS

G | rSr. | 6-2 | 195 | Belleville, Ill. | Christian Brothers College HS

PPG	RPG	APG	FG%	MPG
5.7	2.3	1.0	.353	23.7
-	-	-	-	-

Points: 17 vs South Alabama | 1-23-20
Rebounds: 6, 2x, at Colorado State | 11-20-19
Assists: 6 vs South Alabama | 1-23-20

Blocks: 1, 3x, at Colorado State | 11-20-19
Steals: 3, 2x, vs Omaha | 12-3-19
Minutes: 32, 3x, at Morehead State | 11-29-20

10



MALCOLM FARRINGTON

G | rFr. | 6-3 | 205 | West Palm Beach, Fla. | DME Academy

PPG	RPG	APG	FG%	MPG
0.0	0.0	0.0	.000	3.0
-	-	-	-	-

Points:
Rebounds:
Assists:

Blocks:
Steals:
Minutes: 3 at Morehead State | 11-29-20

12



TIM HOLLAND JR.

G | rSo. | 6-8 | 200 | Suitland, Md. | Wake Forest

PPG	RPG	APG	FG%	MPG
1.7	5.0	0.3	.286	14.3
-	-	-	-	-

Points: 4 at Marshall | 11-27-20
Rebounds: 8 at Marshall | 11-27-20
Assists: 1 at Memphis | 12-2-20

Blocks: 2, 2x, at Morehead State | 11-29-20
Steals: 1 at Marshall | 11-27-20
Minutes: 22 at Marshall | 11-27-20

13



MARIO FANTINA (Fan-teen-ah)

G | Fr. | 6-4 | 195 | Sveti Filip i Jakov, Croatia | KK Zadar

PPG	RPG	APG	FG%	MPG
1.5	0.0	0.5	.333	3.0
-	-	-	-	-

Points: 3 at Morehead State | 11-29-20
Rebounds:
Assists: 1 at Memphis | 12-2-20

Blocks:
Steals:
Minutes: 3, 2x, at Memphis | 12-2-20

15



NORCHAD OMIER (Nor-Chad O-meer)

F | Fr. | 6-7 | 230 | Bluefields, Nicaragua | Miami (Fla.) Prep

PPG	RPG	APG	FG%	MPG
5.5	5.5	0.5	.357	20.5
-	-	-	-	-

Points: 6 at Memphis | 12-2-20
Rebounds: 6 at Morehead State | 11-29-20
Assists: 1 at Memphis | 12-2-20

Blocks: 1 at Memphis | 12-2-20
Steals: 1 at Morehead State | 11-29-20
Minutes: 22 at Memphis | 12-2-20

21



CHEIKH NDIOUR (Sheck En-dure)

F | Fr. | 6-7 | 225 | Medina, Senegal | Miami (Fla.) Prep

PPG	RPG	APG	FG%	MPG
-	-	-	-	-
-	-	-	-	-

Points:
Rebounds:
Assists:

Blocks:
Steals:
Minutes:

22



KEYON WESLEY (Key-ahn)

F | Jr. | 6-9 | 180 | Chesilhurst, N.J. | USC Salkehatchie

PPG	RPG	APG	FG%	MPG
7.3	4.7	0.3	.476	26.7
-	-	-	-	-

Points: 9 at Marshall | 11-27-20
Rebounds: 6 at Marshall | 11-27-20
Assists: 1 at Morehead State | 11-29-20

Blocks: 1 at Marshall | 11-27-20
Steals: 2, 2x, at Morehead State | 11-29-20
Minutes: 31 at Marshall | 11-27-20

23



MARQUIS EATON (Mar-Keese)

G | Sr. | 6-2 | 195 | Helena, Ark. | Jonesboro HS

PPG	RPG	APG	FG%	MPG
10.7	4.3	2.7	.346	35.0
-	-	-	-	-

Points: 28 at Louisiana | 2-26-20
Rebounds: 9, 2x, vs Louisiana | 12-18-19
Assists: 8 vs Appalachian State | 1-24-19

Blocks: 2 vs Louisiana | 3-9-19
Steals: 5 vs Troy | 1-11-20
Minutes: 43 vs Troy | 1-11-20

24



CALEB LONDON

G | Fr. | 6-4 | 190 | Memphis, Tenn. | Conway (Ark.) HS

PPG	RPG	APG	FG%	MPG
1.0	2.0	0.0	.200	9.3
-	-	-	-	-

Points: 3 at Memphis | 12-2-20
Rebounds: 5 at Memphis | 12-2-20
Assists:

Blocks:
Steals:
Minutes: 13 at Memphis | 12-2-20

50



ANTWON JACKSON

F | So. | 6-7 | 265 | Las Vegas, Nev. | Ed W. Clark HS

PPG	RPG	APG	FG%	MPG
1.7	1.0	0.3	.100	14.3
-	-	-	-	-

Points: 9 vs ULM | 2-19-20
Rebounds: 8, 2x, vs ULM | 2-19-20
Assists: 2, 5x, vs Little Rock | 2-22-20

Blocks: 1, 7x, vs Texas State | 1-4-20
Steals: 3, 2x, at Morehead State | 11-29-20
Minutes: 25 vs Louisiana | 12-18-19

ARKANSAS STATE BASKETBALL

NUMERICAL ROSTER

No.	Name	Pos.	Yr.	Ht.	Wt.	Hometown/Last School
0	Caleb Fields	G	So.	6-0	190	Lewisburg, Tenn./Aspire Academy
1	Markise Davis	G/F	Jr.	6-8	195	Oxford, Ala./Wallace State CC
2	Avery Felts	G	rFr.	6-2	190	Jonesboro, Ark./Westside HS
3	Lazar Grbovic	F	Fr.	6-8	230	Belgrade, Serbia/Proleter Naftagas
5	Christian Willis	G	rSr.	6-2	195	Belleville, Ill./Christian Brothers College HS
10	Malcolm Farrington	G	rFr.	6-3	205	West Palm Beach, Fla./DME Academy
12	Tim Holland Jr.	F	rJr.	6-8	220	Cedar Ridge, Texas/Palm Beach State
13	Mario Fantina	G	Fr.	6-4	195	Sveti Filip i Jakov, Croatia/KK Zadar
15	Norchad Omier	F	Fr.	6-7	230	Bluefields, Nicaragua/Miami (Fla.) Prep
21	Cheikh Ndour	F	Fr.	6-7	225	Medina, Senegal/Miami (Fla.) Prep
22	Keyon Wesley	F	Jr.	6-9	180	Chesilhurst, N.J./USC Salkehatchie
23	Marquis Eaton	G	Sr.	6-2	200	Helena, Ark./Jonesboro HS
24	Caleb London	G	Fr.	6-4	190	Memphis, Tenn./Conway (Ark.) HS
50	Antwon Jackson	F	So.	6-7	270	Las Vegas, Nev./Ed W. Clark HS

ALPHABETICAL ROSTER

No.	Name	Pos.	Yr.	Ht.	Wt.	Hometown/Last School
1	Markise Davis	G/F	Jr.	6-8	195	Oxford, Ala./Wallace State CC
23	Marquis Eaton	G	Sr.	6-2	200	Helena, Ark./Jonesboro HS
13	Mario Fantina	G	Fr.	6-4	195	Sveti Filip i Jakov, Croatia/KK Zadar
10	Malcolm Farrington	G	rFr.	6-3	205	West Palm Beach, Fla./DME Academy
2	Avery Felts	G	rFr.	6-2	190	Jonesboro, Ark./Westside HS
0	Caleb Fields	G	So.	6-0	190	Lewisburg, Tenn./Aspire Academy
3	Lazar Grbovic	F	Fr.	6-8	230	Belgrade, Serbia/Proleter Naftagas
12	Tim Holland Jr.	F	rJr.	6-8	220	Cedar Ridge, Texas/Palm Beach State
50	Antwon Jackson	F	So.	6-7	270	Las Vegas, Nev./Ed W. Clark HS
24	Caleb London	G	Fr.	6-4	190	Memphis, Tenn./Conway (Ark.) HS
21	Cheikh Ndour	F	Fr.	6-7	225	Medina, Senegal/Miami (Fla.) Prep
15	Norchad Omier	F	Fr.	6-7	230	Bluefields, Nicaragua/Miami (Fla.) Prep
22	Keyon Wesley	F	Jr.	6-9	180	Chesilhurst, N.J./USC Salkehatchie
5	Christian Willis	G	rSr.	6-2	195	Belleville, Ill./Christian Brothers College HS

COACHING STAFF

Head Coach	Mike Balado
Assistant Coach	Rick Cabrera
Assistant Coach	Brent Crews
Assistant Coach	Mike Scutero
Director of Basketball Ops	Hayden McClain
Strength & Conditioning	James Diaz
Athletic Trainer	Matt Kabay

PRONUNCIATION GUIDE

Markise Davis	Mar-keese
Lazar Grbovic	Lah-zar Grow-buh-vich
Mario Fantina	Fan-teen-ah
Norchad Omier	Nor-chad O-Meer
Cheikh Ndour	Sheck En-dure
Keyon Wesley	Key-ahn
Marquis Eaton	Mar-keese
Mike Balado	Buh-lah-doh
Mike Scutero	Scoo-tear-oh

QUICK FACTS

THE UNIVERSITY

Location.....	Jonesboro, Ark.
Founded	1909
Enrollment	14,085
Colors	Scarlet & Black
Nickname	Red Wolves
Conference	Sun Belt
President	Dr. Charles Welch
Chancellor	Dr. Kelly Damphousse
Athletics Director	Terry Mohajir
Athletics Department Phone	870-972-3880
Ticket Office Phone	870-972-2781

BASKETBALL HISTORY

First Year of Basketball	1926-27
No. of Seasons	93
All-Time Record	1,223-1,186
Sun Belt Record	238-259
Record in First National Bank Arena	323-134
NCAA Tourney Years (Record)	1 (0-1); Last 1999
NIT Years (Record)	4 (4-4); Last 1991

2020-21 TEAM

Letterwinners Returning/Lost	4/7
Starters Returning/Lost	2/3
2019-20	16-16 (H: 10-7; A: 6-9)
2019-20 Sun Belt Finish	8-12/T8th

MEDIA RELATIONS

Associate Director/MBB Contact:.....	Mark Taylor
E-Mail	martaylor@astate.edu
Office/Cell	870-972-3547 / 870-219-5705
Twitter	@AStateMB
Website	AStateRedWolves.com



SERIES HISTORY

First Meeting

- A-State and Crowley's Ridge College meet for the first time Friday.
- Friday's game marks the second time A-State's home opener has come after playing at Memphis. The Red Wolves home opener in the 2010-11 season came after closing out a seven-game road swing with a 78-71 overtime defeat in Memphis. A-State won that home opener 85-42 against Lyon College.

SERIES RECORD

In Jonesboro:	--
In Paragould:	--
Neutral Sites:	--
Current Overall Streak:	--
Longest A-State Win Streak:	--
Longest CRC Win Streak:	--
Largest A-State Win:	--
Largest CRC Win:	--

SERIES RESULTS

Date	Year	Score	Result
------	------	-------	--------

TALE OF THE TAPE

A-State	Stats	CRC
57.0	Points Per Game	► 74.8
74.0	Opp. Points Per Game	► 81.4
-17.0	Scoring Margin	► -6.6
.373	Field Goal %	► .405
.438	Opp. Field Goal %	► .428
.308	3-Point FG %	► .310
.239	Opp. 3-Point FG %	► .385
.592	Free Throw %	► .610
31.0	Rebounds Per Game	► 39.3
-12.7	Rebound Margin	► -9.1
7.7	Assists Per Game	► 13.8
14.7	Turnovers Per Game	► 16.9
-1.0	Turnover Margin	► -4.0
0.5	Assist/Turnover Ratio	► 0.8
7.3	Steals Per Game	► 9.4
3.3	Blocks Per Game	► 5.9

THE OPENING TIP

- Following three road games to open the season, A-State opens the home schedule Friday against Crowley's Ridge College at 7:00 p.m. inside First National Bank Arena. The game is set to be aired on ESPN+ and can be heard on the EAB Red Wolves Sports Network and flagship station 107.9 KFIN.
- The 2020-21 campaign marks the program's 93rd season with the Red Wolves amassing a 1,223-1,186 all-time record (.508) dating back to the inaugural 1926-27 season.

"COME BACK"

- A-State opens the season with just four returning letterwinners and two returning starters. Eight newcomers and two redshirt players round out the roster.
- The Red Wolves return two starters in Marquis Eaton and Caleb Fields, but Christian Willis (15) and Antwon Jackson (1) also earned the starting nod last season.
- A-State returns 45.8 percent (1036 of 2262) of its scoring with Eaton (425) and Fields (344) being the top two scorers last year. The Red Wolves have just 32.5 percent (327 of 1007) rebounds and 18.8 percent (16 of 85) blocks returning having lost the top four players in rebounds and blocks. More than 50 percent of assists and steals return, with 59.1 percent (261 of 442) assists back and 51.8 percent (114 of 220) steals returning.

Experience Returning		
Stat	No.	%
Points	1036/2262	45.8
Rebounds	327/1007	32.5
Assists	261/442	59.1
Blocks	16/85	18.8
Steals	114/220	51.8
Minutes	3098/6450	48.0

"LITTLE HELP FROM MY FRIENDS"

- Last season, A-State averaged 13.8 assists per game, up from 11.3 assists per game in the prior campaign. A-State had 17 games (13-4 record) with 14 or more assists, ninth most in NCAA, after posting a combined 13 the previous two seasons.
- The Red Wolves had 442 assists on 750 field goals, good for an assist percentage of 58.5 percent. The 1987-88 team has the highest assist percentage in program history at 61.6 percent (570/925). Per KenPom.com, A-State ranked 22nd nationally in assist percentage (A/FGM).
- So far this season, A-State hasn't had the assist numbers totaling 23 assists on 57 made field goals. Per KenPom.com, the Red Wolves rank 229th in assist percentage at 40.4 percent.

"AROUND THE WORLD"

- The A-State roster this season features eight states and four countries. The Red Wolves are among 24 Division I teams this season with players from 12 or more states/countries.
- Two players reside from Arkansas (Marquis Eaton and Avery Felts) and Tennessee (Caleb Fields and Caleb London) with Alabama (Markise Davis), Florida (Malcolm Farrington), Illinois (Christian Willis), New Jersey (Keyon Wesley), Nevada (Antwon Jackson) and Texas (Tim Holland Jr.) making up the eight states.
- The four countries represented are Croatia (Mario Fantina), Nicaragua (Norchad Omier), Senegal (Cheikh Ndour) and Serbia (Lazar Grbovic).
- A native of Bluefields, Nicaragua, Norchad Omier is the first player from Nicaragua to sign a Division I scholarship and play in a Division I game. Omier is among 24 Division I freshmen post players, the only one in the Sun Belt Conference, to average 5.0 points and 5.0 rebounds this season.

"CLIMB THAT HILL"

- Marquis Eaton entered the season 20 points shy of 1,000 for his career and passed the 1,000-point plateau with 13 points at Memphis (Dec. 2)
- Eaton is the 29th player in program history to score 1,000 points, the first since Ty Cockfield during the 2018-19 season.
- On the career scoring list, Eaton is one point shy of Jabari Myles (1994-98), 13 shy of Jay Hansen (1980-84) and 21 shy of Isaac Wells (2004-07) for 26th.

Career Scoring List		
Rk	Player (Years)	Points
25	Devin Carter (2015-17)	1,062
26	Isaac Wells (2004-07)	1,034
27	Jay Hansen (1980-84)	1,025
28	Jabari Myles (1994-98)	1,013
29	Marquis Eaton (2017-pres)	1,012

"NOTHING AS IT SEEMS"

- This section of the game notes is reserved for useless information.
- A-State has scored in 2,409 consecutive games.
- The Red Wolves have hit a 3-pointer in 289 consecutive games. A-State has one 3-point make in three of those 278 games; at Louisiana (March 3, 2018), at North Texas (Feb. 28, 2013) and at Louisville (Nov. 11, 2011)
- A-State has not won when scoring fewer points than its opponent.
- Crowley's Ridge, which ranges from one to 12 miles in width and extends from southern Missouri across eastern Arkansas, is named after Benjamin Crowley, the first settler to reach the area near present-day Paragould
- Crowley's Ridge College makes the third-shortest trip for an A-State opponent in program history, shortest for a collegiate opponent. The Jonesboro YMCA had the shortest trek in the 1931-32 season followed by Truman Independent in 1932-33 (17 miles). It is 19.0 miles from the Crowley's Ridge College campus to First National Bank Arena.

HEAD COACH MIKE BALADO

Arkansas State University Director of Athletics Terry Mohajir announced the appointment of Mike Balado as the 16th head coach of the A-State men's basketball program on March 20, 2017.

Balado came to Arkansas State after spending more than 15 seasons as an assistant coach, his last stop covering four seasons at the University of Louisville. In his first three seasons at the helm, Balado has led the Red Wolves to a 40-56 record. With an up-tempo style of offense, A-State has top-five marks in single-season 3-pointers made, three throws made and free throw attempts. Last season, A-State earned road wins at Colorado State and Tulsa and finished with six or more road wins for just the 13th time in the last 50 seasons. The Red Wolves were resilient with six comeback wins despite trailing by double-digits in the second half. The 2019-20 season saw A-State finish the regular season with 16 or more wins for the 18th time in 50 seasons at the Division I level (since 1970-71).

His first signing class, consisting of Ty Cockfield, Tristin Walley and Grantham Gillard, played a vital role on the floor. Cockfield set the single-season program record for scoring (716) and free throws made (173) and was a second team all-conference pick. Last season, freshman Caleb Fields became the third freshman in program history with 100-plus assists and one of five freshmen nationally to average at least 11 points, three rebounds and three assists with fewer than two turnovers per game.

During Balado's four seasons working at Louisville, the Cardinals posted a 106-32 overall record for a .768 winning percentage. In the 2016-17 campaign, he helped lead Louisville to a 25-9 record and a No. 2 seed in the Midwest Regional of the NCAA Tournament.

Prior to joining the Louisville staff, Balado was an assistant coach for Richard Pitino at Florida International University. During that 2012-13 season, he helped the Panthers to an 18-14 record, their first winning season in 13 years and fourth-highest win total in school history.

BALADO VS OPPONENTS

Abilene Christian	1-1	Indiana	0-1
Appalachian State	3-2	Lehigh	0-1
Arkansas-Monticello	1-0	Little Rock	3-3
Arkansas-Pine Bluff	0-0	Louisiana	2-4
Central Baptist	0-0	Marshall	0-1
Champion Christian	0-0	Memphis	0-1
Cleveland State	0-1	Minnesota	0-1
Coastal Carolina	1-4	Missouri Baptist	1-0
Colorado State	1-0	Missouri State	1-1
Coppin State	0-0	Morehead State	0-1
Culver-Stockton	1-0	Ole Miss	0-1
Eastern Illinois	0-1	Omaha	1-1
Eastern Michigan	0-1	South Alabama	2-4
Evansville	1-1	Stephen F. Austin	0-1
FAU	2-0	Syracuse	0-1
Freed-Hardeman	1-0	Texas State	0-5
Gardner-Webb	1-0	Troy	2-3
Georgia Southern	2-2	Tulsa	1-0
Georgia State	1-3	ULM	4-3
Grand Canyon	0-1	UC Davis	1-0
Harding	1-0	UNC-Wilmington	0-1
Indiana	0-1	UT Arlington	1-4
Henderson State	1-0	UT Martin	0-1
Howard	1-0	VMI	1-0
Idaho	1-0	Wichita State	0-1

"CALL AND ANSWER"

- ▶ Marquis Eaton has answered the call since setting foot on campus in the 2017-18 season.
- ▶ If Eaton plays against Crowley's Ridge College, he would become the 19th player in program history to reach 100 games played.
- ▶ With 71 career starts, Eaton ranks 14th in career starts (among stats available), five shy of Micah Marsh (1994-98) for 13th.

Career Games Played List		
Rk	Player (Years)	Games Played
15	Micah Marsh (1994-98)	107
	Brian Reaves (1990-93)	107
16	Jon Beck (1999-2003)	106
17	Freddy Hicks (1995-99)	105
18	Dan Henderson (1973-77)	101
19	Marquis Eaton (2017-pres)	98

"CHANGES"

- ▶ The non-conference schedule released Nov. 4 has already seen three opponents off the schedule and two new foes.
- ▶ A-State was originally scheduled to played in the Justin Reed Ole Miss Classic, but the event was canceled due to COVID-19 issues. A-State was scheduled to face Jackson State, Central Arkansas and Ole Miss with three games in three days.
- ▶ Following the cancellation of the Justin Reed Ole Miss Classic, it was announced on Nov. 24 that A-State would head to Marshall and play Coppin State and the Thundering Herd. The Coppin State game was canceled a day later making the contest against Marshall the third different opponent scheduled for the season opener.
- ▶ The Red Wolves then added a Nov. 29 contest at Morehead State to make up for the canceled contests earlier in the week.

Non-Conference Schedule & Changes	
Date	Opponent
Nov. 25	vs. Jackson State [^]
Nov. 26	vs. Central Arkansas [^]
Nov. 26	vs. Coppin State
Nov. 27	at Ole Miss [^]
Nov. 27	at Marshall
Nov. 29	at Morehead State
Dec. 2	at Memphis
Dec. 4	Crowley's Ridge College
Dec. 9	Arkansas-Pine Bluff
Dec. 11	Central Baptist College
Dec. 16	at Stephen F. Austin
Dec. 20	Champion Christian
[^] Justin Reed Ole Miss Classic	

"PRESENT TENSE"

- ▶ Antwon Jackson has changed from No. 32 to No. 50. Avery Felts, though he redshirted last season, has changed to No. 2 on the roster from No. 21.
- ▶ This is the first season since 2013-14 that no player will wear No. 11, but Keyon Wesley is the first player to wear No. 22 since Chano Rashiduddin in 2011. Caleb London (No. 24) and Antwon Jackson (No. 50) are the first to wear their numbers since Donte Thomas and Anthony Livingston, respectively, in 2015-16.

"FREE FALLIN'"

- ▶ Per KenPom.com, A-State led the country in free throw rate last season at 48.1. Free throw rate is the ratio of foul shots to field goal attempts, expressed as FTA/FGA. The Red Wolves led the nation in free throw makes (578) and were third in free throw attempts (814) behind Hampton (821) and Auburn (818).
- ▶ The Red Wolves established program records for free throws made, passing the previous mark of 562 in 2015-16 and free throws attempted, passing the previous high of 771 in 1971-72.
- ▶ In three games this season, the Red Wolves have outscored their opponents 45-38 at the charity stripe despite shooting 59.2 percent (45-76), attempting 23 more free throws than their opponents. A-State ranks 12th in free throw rate per KenPom.com as of Thursday at 49.4, but 234th in free throw percentage.

"FOREVER YOUNG"

- ▶ Redshirt-senior Christian Willis is the elder statesman on the A-State roster having been on the team since the 2016-17 season.
- ▶ Willis was recruited to A-State by assistant coach Mike Scturo on staff for John Brady and Willis then played in 10 games during the 2016-17 season before an injury his freshman campaign under coach Grant McCasland.
- ▶ Willis appeared in one game during the 2017-18 season in head coach Mike Balado's first season, before sitting out the remainder of the season as a redshirt season. He started six of his 25 games played in 2018-19 and last season made 15 starts while playing in every game.
- ▶ Showing steady improvement, Willis reached double-figure scoring totals in six games, including a career-best 17 in a home win over South Alabama. In 36 games played from 2016-19, Willis was 10-of-38 (.263) from 3-point range, but in the 32 games last season he was 25-of-62 (.403) beyond the arc.

"AROUND AND AROUND"

- ▶ A-State has not led by more than three points this season. The 3-point advantage came in the second half at Morehead State with 12:06 to play, 41-38.
- ▶ The Red Wolves have trailed for 105:50 of the possible 120:00 this season, leading for 1:45 at Marshall 4:55 at Morehead State, and 0:13 at Memphis for a total of 6:53. The games have been tied for a combined 7:17. A-State has faced a double-digit deficit for 37:08, coming in the second half at Marshall (7:33) and at Memphis (29:35).
- ▶ A-State finished last season outscoring opponents by four points in the paint, but have been outscored 124-66 (19.3 PPG) in three games this season.
- ▶ Tim Holland Jr. had two blocks in each of the first two games, making him the first player since Shaquillo Fritz in February of the 2018-19 season to post multiple blocks in back-to-back games.

ARKANSAS STATE BASKETBALL

SUN BELT PLAYER OF THE WEEK

December 1	Justin Roberts - Georgia State
December 8	
December 15	
December 22	
December 29	
January 5	
January 12	
January 19	
January 26	
February 2	
February 9	
February 16	
February 23	
March 2	

2020-21 PRESEASON ALL-CONFERENCE

First Team

Ruot Monyyong	Little Rock
Markquis Nowell	Little Rock
Justin Forrest	Appalachian State
Kane Williams	Georgia State
DeVante Jones	Coastal Carolina

Second Team

David Azore	UT Arlington
Mylik Wilson	Louisiana
Marquis Eaton	Arkansas State
Elijah McCadden	Georgia Southern
Justin Roberts	Georgia State













Third Team

Cedric Russell	Louisiana
Michael Flowers	South Alabama
Ben Coupet Jr.	Little Rock
Zack Bryant	Georgia Southern
Caleb Fields	Arkansas State

SUN BELT CONFERENCE STANDINGS *(As of Games Played Dec. 2)*

Conference	Overall			Overall									
	W	L	PCT	W	L	PCT	PF	PA	H	A	N	T25	STRK
East Division													
Georgia Southern	-	-	-	2	0	1.000	188	144	2-0	0-0	0-0	0-0	W2
Coastal Carolina	-	-	-	1	0	1.000	117	68	1-0	0-0	0-0	0-0	W1
South Alabama	-	-	-	3	1	.750	322	265	3-1	0-0	0-0	0-0	W1
Appalachian State	-	-	-	2	1	.667	262	162	1-1	1-0	0-0	0-0	L1
Georgia State	-	-	-	2	1	.667	297	266	1-0	1-1	0-0	0-0	L1
Troy	-	-	-	1	1	.500	116	137	0-0	0-0	1-1	0-0	L1
West Division													
Little Rock	-	-	-	2	1	.667	217	209	0-0	0-0	2-1	0-0	W1
Texas State	-	-	-	2	1	.667	224	190	1-0	1-1	0-0	0-0	L1
Louisiana	-	-	-	1	1	.500	148	175	0-0	1-0	0-1	0-1	W1
UT Arlington	-	-	-	1	3	.250	279	294	0-1	0-2	1-0	0-0	L1
Arkansas State	-	-	-	0	3	.000	171	222	0-0	0-3	0-0	0-0	L3
ULM	-	-	-	0	0	.000	-	-	-	-	-	-	-

SUN BELT CONFERENCE COMPOSITE SCHEDULE

	A-STATE	LR	APP	CCU	GS	GSU	LA	ULM	USA	TROY	UTA	TXST
	----	Feb. 10 Feb. 13	X	X	X	X	Jan. 22 Jan. 23 Feb. 5 Feb. 6	Jan. 1 Jan. 2 Jan. 15 Jan. 16	X	X	Jan. 29 Jan. 30 Feb. 26 Feb. 27	Jan. 8 Jan. 9 Feb. 19 Feb. 20
	Feb. 10 Feb. 13	----	X	X	X	X	Jan. 8 Jan. 9 Feb. 26 Feb. 27	Jan. 29 Jan. 30 Feb. 19 Feb. 20	X	X	Jan. 1 Jan. 2 Jan. 22 Jan. 23	Jan. 15 Jan. 16 Feb. 5 Feb. 6
	X	X	----	Feb. 11 Feb. 13	Jan. 8 Jan. 9 Feb. 26 Feb. 27	Jan. 22 Jan. 23 Feb. 5 Feb. 6	X	X	Jan. 15 Jan. 16 Feb. 19 Feb. 20	Jan. 1 Jan. 2 Jan. 29 Jan. 30	X	X
	X	X	Feb. 11 Feb. 13	----	Jan. 29 Jan. 30 Feb. 19 Feb. 20	Jan. 1 Jan. 2 Jan. 15 Jan. 16	X	X	Jan. 8 Jan. 9 Feb. 5 Feb. 6	Jan. 22 Jan. 23 Feb. 26 Feb. 27	X	X
	X	X	Jan. 8 Jan. 9 Feb. 26 Feb. 27	Jan. 29 Jan. 30 Feb. 19 Feb. 20	----	Feb. 11 Feb. 13	X	X	Jan. 1 Jan. 2 Jan. 22 Jan. 23	Jan. 15 Jan. 16 Feb. 5 Feb. 6	X	X
	X	X	Jan. 22 Jan. 23 Feb. 5 Feb. 6	Jan. 1 Jan. 2 Jan. 15 Jan. 16	Feb. 11 Feb. 13	----	X	X	Jan. 29 Jan. 30 Feb. 26 Feb. 27	Jan. 8 Jan. 9 Feb. 19 Feb. 20	X	X
	Jan. 22 Jan. 23 Feb. 5 Feb. 6	Jan. 8 Jan. 9 Feb. 26 Feb. 27	X	X	X	X	----	Feb. 11 Feb. 13	X	X	Jan. 15 Jan. 16 Feb. 19 Feb. 20	Jan. 1 Jan. 2 Jan. 29 Jan. 30
	Jan. 1 Jan. 2 Jan. 15 Jan. 16	Jan. 29 Jan. 30 Feb. 19 Feb. 20	X	X	X	X	Feb. 11 Feb. 13	----	X	X	Jan. 8 Jan. 9 Feb. 5 Feb. 6	Jan. 22 Jan. 23 Feb. 26 Feb. 27
	X	X	Jan. 15 Jan. 16 Feb. 19 Feb. 20	Jan. 8 Jan. 9 Feb. 5 Feb. 6	Jan. 1 Jan. 2 Jan. 22 Jan. 23	Jan. 29 Jan. 30 Feb. 26 Feb. 27	X	X	----	Feb. 11 Feb. 13	X	X
	X	X	Jan. 1 Jan. 2 Jan. 29 Jan. 30	Jan. 22 Jan. 23 Feb. 26 Feb. 27	Jan. 15 Jan. 16 Feb. 5 Feb. 6	Jan. 8 Jan. 9 Feb. 19 Feb. 20	X	X	Feb. 11 Feb. 13	----	X	X
	Jan. 29 Jan. 30 Feb. 26 Feb. 27	Jan. 1 Jan. 2 Jan. 22 Jan. 23	X	X	X	X	Jan. 15 Jan. 16 Feb. 19 Feb. 20	Jan. 8 Jan. 9 Feb. 5 Feb. 6	X	X	----	Feb. 11 Feb. 13
	Jan. 8 Jan. 9 Feb. 19 Feb. 20	Jan. 15 Jan. 16 Feb. 5 Feb. 6	X	X	X	X	Jan. 1 Jan. 2 Jan. 29 Jan. 30	Jan. 22 Jan. 23 Feb. 26 Feb. 27	X	X	Feb. 11 Feb. 13	----
+/-												

BOLD in each cell indicates home game for team in column header. Shading reflects single game against opponent | **Red** indicates road wins
 Bottom row equals total of +/-1 where +1 is gained for road win and -1 when losing at home
 APP - Appalachian State; A-State - Arkansas State; CCU - Coastal Carolina; GSU - Georgia Southern; GSU - Georgia State; LR - Little Rock;
 ULL - Louisiana; USA - South Alabama; UTA - UT Arlington; TXST - Texas State

ARKANSAS STATE BASKETBALL

STATISTICAL TRENDS

	20-21	Balado Era
At Home	-	27-18
On Road	0-3	12-38
When winning opening tipoff	0-1	19-25
When losing opening tipoff	0-2	21-34
When scoring first	0-2	20-25
When scoring second	0-1	18-33
When 3 or more players score 10+	0-1	16-20
When 4 of more players score 10+	-	20-13
In November	0-2	9-13
In December	0-1	13-9
In January	-	10-15
In February	-	5-16
In March	-	3-6
Leading at halftime	-	28-8
Trailing at halftime	0-3	11-47
Tied at halftime	-	1-4
Leading with 5:00 remaining	-	30-5
Trailing with 5:00 remaining	0-3	9-53
Tied with 5:00 remaining	-	1-1
Shooting higher FG% than opp.	-	24-8
Shooting lower FG% than opp.	0-3	14-49
Shooting same FG% as opp.	-	2-2
Shooting 50% or better	-	20-5
Shooting 40-49%	0-1	18-26
Shooting 30-39%	0-2	1-27
Shooting less than 30%	-	1-1
Shooting higher 3PT% than opp.	0-3	28-17
Shooting lower 3PT% than opp.	-	12-41
Shooting same 3PT% than opp.	-	0-1
Make more 3-pointers than opp.	-	18-20
Make fewer 3-pointers than opp.	0-3	16-32
Make same number 3-pointers	-	6-7
Shoot higher FT% than opp.	0-1	23-29
Shoot lower FT% than opp.	0-2	17-30
Shoot same FT% as opp.	-	0-0
Shoot more FT than opp.	0-3	25-20
Shoot fewer FT than opp.	-	13-39
Shoot same number FT opp.	-	1-0
Out-rebound opp.	-	25-18
Being out-rebound by opp.	0-3	11-39
Same number of rebounds	-	4-2
Record more assists	-	24-8
Record fewer assists	0-3	13-47
Record same number assists	-	2-4
Commit fewer turnovers than opp.	0-1	23-23
Commit more turnovers than opp.	0-2	12-32
Commit same turnovers as opp.	-	5-4
Scoring 85 points or more	-	10-4
Scoring 75-84 points	-	20-12
Scoring 65-74 points	-	8-18
Scoring 64 points or fewer	0-3	2-25
Allowing 85 points or more	-	3-16
Allowing 75-84 points	0-1	13-28
Allowing 65-74 points	0-2	13-13
Allowing 64 points or fewer	-	11-1
Bench outscored opp.	-	24-29
Bench outscored by opp.	0-3	15-29
Bench points equal	-	0-1
More points in paint than opp.	-	24-15
Fewer points in paint than opp.	0-3	15-41
Points in paint equal	-	1-3
More second chance points than opp.	0-1	20-25
Fewer second chance points than opp.	0-2	17-31
Second chance points equal	-	3-6
More fast break points than opp.	0-1	26-22
Fewer fast break points than opp.	0-2	11-29
Fast break points equal	-	3-6
White uniforms	-	26-19
Black uniforms	0-2	8-27
Red uniforms	0-1	6-13
Monday	-	4-0
Tuesday	-	4-4
Wednesday	0-1	3-6
Thursday	-	7-15
Friday	0-1	4-7
Saturday	-	16-23
Sunday	0-1	2-2
Games Decided By....		
0-5 Points or OT	-	20-15
6-10 Points	0-1	5-14
11-15 Points	0-1	10-14
16-19 Points	-	2-5
20+ Points	0-1	3-11

2020-21 MARGIN OF VICTORY/DEFEAT

Margin	1	2	3	4	5	6	7	8	9	10	11-14	15-19	20-24	25-29	30-34	35+
Victory	-	-	-	-	-	-	-	-	-	-	-	-	-	-	-	-
Defeat	-	-	-	-	-	-	-	1	-	-	1	-	-	1	-	-

MARGIN OF VICTORY/DEFEAT SINCE 1991-92 (SUN BELT ERA)

Margin	1	2	3	4	5	6	7	8	9	10	11-14	15-19	20-24	25-29	30-34	35+
Victory	26	30	28	19	24	19	16	24	19	17	73	50	25	25	12	22
Defeat	21	21	37	25	23	31	30	21	21	21	63	57	39	15	11	6

Most First Half Points

A-State	26	at Memphis 12-2-20
Opponent	48	by Memphis 12-2-20

Most Second Half Points

A-State	40	at Morehead St. 11-27-20
Opponent	46	by Morehead St. 11-27-20

Fewest First Half Points

A-State	21	at Morehead St. 11-29-20
Opponent	23	by Morhead St. 11-29-20

Fewest Second Half Points

A-State	28	at Memphis 12-2-20
Opponent	35	by Memphis 12-2-20

Largest Halftime Lead

A-State	-	
Opponent	22	by Memphis 12-2-20

Largest Margin of Victory

A-State	-	
Opponent	29	by Memphis 12-2-20

PLAYER MILESTONES

Points Leader	SEA	CAR	10+ Points	SEA	CAR	3-Point Plays	SEA	CAR
Marquis Eaton	2	17	Caleb Fields	3	21	Caleb Fields	1	9
Caleb Fields	1	7	Marquis Eaton	2	45	Norchad Omier	1	1
Markise Davis	1	1	Christian Willis	1	10	Marquis Eaton	-	12
			Markise Davis	1	1	Antwon Jackson	-	5
						Christian Willis	-	3
Rebounds Leader	SEA	CAR	20+ Points	SEA	CAR	4-Point Plays	SEA	CAR
Norchad Omier	2	2	Caleb Fields	1	3	Marquis Eaton	-	1
Marquis Eaton	1	4	Marquis Eaton	-	11			
Tim Holland Jr.	1	1						
Keyon Wesley	1	1						
Caleb Fields	1	1	10+ Rebounds	SEA	CAR	Triple-Doubles	SEA	CAR
Caleb London	1	1		-	-		-	-
Antwon Jackson	-	2						
Christian Willis	-	1	15+ Rebounds	SEA	CAR	Double-Doubles	SEA	CAR
				-	-		-	-
Assists Leader	SEA	CAR	10+ Assists	SEA	CAR			
Marquis Eaton	2	37		-	-			
Caleb Fields	1	17						
Christian Willis	-	6						
			Dunks	SEA	CAR			
			Keyon Wesley	2	2			
			Tim Holland Jr.	1	1			
			Norchad Omier	1	1			
			Marquis Eaton	-	2			

*Leaders include ties

ARKANSAS STATE BASKETBALL

THE LAST TIME

A TEAM SCORED 100+ POINTS IN A GAME

A-State 100 vs Central Baptist (W, 100-57) | 11-14-16
Opponent 114 by Little Rock (W, 116-114 4 OT) | 3-14-14

A TEAM SCORED 50 OR FEWER POINTS IN A GAME

A-State 43 at Ole Miss (L, 43-71) | 11-8-19
Opponent 45 by ULM (W, 76-45) | 1-2-17

A TEAM SCORED 90+ POINTS IN FIRST NATIONAL BANK ARENA

A-State 90 vs Georgia State (W, 90-87) | 1-6-20
Opponent 90 by Louisiana (L, 87-90^{OT}) | 3-9-19

A TEAM SCORED 60 OR FEWER POINTS IN FIRST NATIONAL BANK ARENA

A-State 52 vs ULM (L, 52-66) | 2-19-20
Opponent 56 by VMI (W, 71-56) | 11-14-19

A TEAM SCORED 90 POINTS IN A LOSS

A-State 93 at Jacksonville (L, 93-101) | 1-22-96
Opponent 114 by Little Rock (W, 116-114 4OT) | 3-14-14

A TEAM SCORED 60 OR FEWER POINTS IN A VICTORY

A-State 60 at Army (W, 60-57) | 11-19-16
Opponent 60 by Georgia State (L, 54-60) | 1-19-15

A TEAM HAD 5+ PLAYERS SCORE IN DOUBLE FIGURES

A-State Eaton (17), Kus (13), Matthews (10), Johnson Jr. (10), Willis (10)
..... at Georgia Southern | 3-2-20
Opponent
..... by Appalachian State | 1-16-20

A TEAM WON A GAME BY 25+ POINTS

A-State 25 vs Harding | 12-29-18
Opponent 28 by Ole Miss | 11-8-19

A TEAM WON A GAME BY 50+ POINTS

A-State 81 vs Central Baptist (W, 120-39) | 12-28-10
Opponent 52 by Saint Louis (L, 38-90) | 1947

A TEAM WON AN OVERTIME GAME

A-State 76-68 vs Troy | 1-11-20
Opponent 80-83 at Appalachian State | 1-16-20

A TEAM WON A 2+ OVERTIME GAME

A-State 75-71 (2OT) | 12-14-18
Opponent 70-73 (OT) by ULM | 3-8-17

A TEAM SHOT 60% FG IN A GAME

A-State 60.0% (27-45) at ULM | 2-16-13
Opponent 60.8% (31-51) by Georgia Southern | 3-2-19

A TEAM SHOT 30% OR WORSE FG IN A GAME

A-State 28.3% (15-53) vs Stephen F. Austin | 11-30-19
Opponent 29.3% (17-58) by Troy | 1-25-20

A TEAM MADE 13+ 3-POINT FG IN A GAME

A-State 13 (13-20) at Colorado State | 11-20-19
Opponent 14 (14-30) by Georgia State | 2-28-19

A TEAM DID NOT MAKE A 3-POINT FG IN A GAME

A-State vs North Texas (0-8) | 2-24-11
Opponent by Florida Atlantic (0-10) | 1-26-13

A TEAM SHOT 60% 3-POINT FG IN A GAME (Min 10 Att)

A-State 65.0% (13-20) at Colorado State | 11-20-19
Opponent 60.0 (9-15) by Texas State | 1-23-16

A TEAM MADE 30+ FREE THROWS IN A GAME

A-State 39 (39-54) vs Coastal Carolina | 2-1-20
Opponent 30 (30-35) by Little Rock | 2-8-20

A TEAM MADE 5 OR FEWER FREE THROWS IN A GAME

A-State 5 (5-8) at Coastal Carolina | 1-25-18
Opponent 4 (4-7) by UT Arlington | 1-2-20

A TEAM ATTEMPTED 40+ FREE THROWS IN A GAME

A-State 54 vs Coastal Carolina | 2-1-20
Opponent 42 by North Dakota State | 11-11-16

A TEAM SHOT 93% OR BETTER FREE THROWS IN A GAME

A-State 100% (23-23) vs Louisiana | 3-9-19
Opponent 93.3% (14-15) by Omaha | 12-13-17

A TEAM SHOT 40% OR WORSE FREE THROWS IN A GAME

A-State 35.3% (6-17) vs UAM | 11-6-19
Opponent 38.5% (5-13) by Georgia Southern | 1-4-18

A TEAM HAD 20+ OFFENSIVE REBOUNDS IN A GAME

A-State 23 vs FAU | 12-14-18
Opponent 23 by FAU | 12-14-18

A TEAM HAD 5 OR FEWER OFFENSIVE REBOUNDS IN A GAME

A-State 3 at Morehead State | 11-29-20
Opponent 5 by Troy | 1-11-20

A TEAM HAD 30+ DEFENSIVE REBOUNDS IN A GAME

A-State 30 at Marshall | 11-27-20
Opponent 35 by Memphis | 12-2-20

A TEAM HAD 50+ TOTAL REBOUNDS IN A GAME

A-State 59 vs FAU | 12-14-18
Opponent 61 by FAU | 12-14-18

A TEAM HAD 25 OR FEWER TOTAL REBOUNDS IN A GAME

A-State 21 at Missouri State | 12-11-19
Opponent 24 by UC Davis | 11-15-19

A TEAM OUT-REBOUNDED ITS OPPONENT BY 20+

A-State 20 (46-26) at Louisiana | 1-3-19
Opponent 20 (43-23) by Morehead State | 11-29-20

A TEAM HAD 20+ ASSISTS IN A GAME

A-State 21 vs South Alabama | 1-23-20
Opponent 21 by Memphis | 12-2-20

A TEAM HAD 7 OR FEWER ASSISTS IN A GAME

A-State 6 at Morehead State | 11-29-20
Opponent 5 by South Alabama | 1-23-20

A TEAM COMMITTED 20+ TURNOVERS IN A GAME

A-State 20 vs Stephen F. Austin | 11-30-19
Opponent 23 by Troy | 1-11-20

A TEAM COMMITTED 6 OR FEWER TURNOVERS IN A GAME

A-State 6 vs ULM | 3-7-19
Opponent 5 by Appalachian State | 1-16-20

A TEAM HAD 15+ STEALS IN A GAME

A-State 19 vs Troy | 1-11-20
Opponent 15 by Eastern Michigan | 11-16-17

A TEAM DID NOT HAVE A STEAL IN A GAME

A-State vs Appalachian State | 2-4-17
Opponent by Florida Atlantic | 1-26-13

A TEAM HAD 8+ BLOCKS IN A GAME

A-State 8 vs UT Arlington | 2-16-19
Opponent 8 by Memphis | 12-2-20

A TEAM DID NOT BLOCK A SHOT IN A GAME

A-State at Georgia Southern | 3-2-20
Opponent by Appalachian State | 1-30-20

A TEAM COMMITTED 30+ FOULS IN A GAME

A-State 30 at Grand Canyon | 11-16-18
Opponent 33 by Coastal Carolina | 2-1-20

A TEAM COMMITTED 10 OR FEWER FOULS IN A GAME

A-State 8 vs ULM | 12-29-17
Opponent 8 by Toledo | 12-17-13

A TEAM HAD THREE PLAYERS DISQUALIFIED

A-State Brevard, Matthews, Kus, Jackson vs Little Rock | 2-22-20
Opponent 3 players by Coastal Carolina | 2-1-20

A TEAM SCORED 50+ POINTS IN A HALF

A-State 51 at Texas State (2nd H) | 2-15-20
Opponent 52 by Louisiana (2nd H) | 2-26-20

A TEAM HAD 20 OR FEWER POINTS IN A HALF

A-State 13 at Texas State (1st H) | 2-15-20
Opponent 20 by Coastal Carolina (1st H) | 1-25-18

A TEAM SHOT 65% OR BETTER FG IN A HALF

A-State 69.2% (18-26) vs VMI (1st H) | 11-14-19
Opponent 69.6% (16-23) by Georgia Southern (2nd H) | 3-2-19

A TEAM SHOT 20% OR WORSE FG IN A HALF

A-State 19.2% (5-26) at Texas State (1st H) | 2-15-20
Opponent 18.2% (6-33) by Little Rock (2nd H) | 1-25-14

ARKANSAS STATE BASKETBALL

THE LAST TIME

A TEAM MADE 8+ 3-POINTERS IN A HALF

A-State 8 (8-13) vs UT Arlington | 2-16-19
Opponent 8 (8-15) by Georgia State (2nd H) | 2-28-19

A TEAM MADE 19+ FREE THROWS IN A HALF

A-State 22 (22-29) vs Coastal Carolina (2nd H) | 2-1-20
Opponent 19 (19-22) by Texas State (2nd H) | 2-14-19

A TEAM DID NOT MAKE A FREE THROW IN A HALF

A-State at Morehead State (0-2, 1st H) | 11-29-20
Opponent by ULM (0-0, 1st H) | 12-29-17

A TEAM DID NOT ATTEMPT A FREE THROW IN A HALF

A-State vs Omaha (0-0, 1st H) | 12-3-19
Opponent by ULM (0-0, 1st H) | 12-29-17

A PLAYER SCORED 30+ POINTS IN A GAME

A-State 35 by Ty Cockfield vs Louisiana | 3-9-19
Opponent 32 by Kamani Johnson (Little Rock) | 2-22-20

A PLAYER SHOT 100% FG IN A GAME (Min 7 Att.)

A-State 7-7 by Salif Boudie vs Gardner-Webb | 11-25-18
Opponent 7-7 by Vladimir Brodziansky (TCU) | 12-3-16

A PLAYER MADE 7+ 3-POINTERS IN A GAME

A-State 7 (7-9) by Grantham Gillard vs ULM | 3-7-19
Opponent 8 (8-15) by Keishawn Brewton (Coastal Carolina) | 1-18-20

A PLAYER MADE 14+ FREE THROWS IN A GAME

A-State 15 (15-17) by J.J. Matthews vs Coastal Carolina | 2-1-20
Opponent 14 (14-19) by Kamani Johnson (Little Rock) | 2-22-20

A PLAYER HAD 7+ OFFENSIVE REBOUNDS IN A GAME

A-State 7 by J.J. Matthews at Georgia Southern | 3-2-20
Opponent 7 by Johni Broome (Morehead State) | 11-29-20

A PLAYER HAD 15+ TOTAL REBOUNDS IN A GAME

A-State 15 by Tamas Bruce vs ULM | 1-2-17
Opponent 16 by Kamani Johnson (Little Rock) | 2-22-20

A PLAYER HAD 10+ ASSISTS IN A GAME

A-State 13 by Donte Thomas at Central Arkansas | 12-16-16
Opponent 10 by Josh Hagins (Little Rock) | 3-1-14

A PLAYER HAD 7+ TURNOVERS IN A GAME

A-State 8 by Ty Cockfield at Louisiana | 1-3-19
Opponent 7 by Matthew Butler (UT Martin) | 12-5-17

A PLAYER HAD 6+ STEALS

A-State 7 by Malik Brevard vs Troy | 1-11-20
Opponent 6 by Georgi Boyanov (South Alabama) | 2-4-16

A PLAYER PLAYED ALL 40 MINUTES IN REGULATION

A-State Marquis Eaton vs Little Rock | 2-22-20
Opponent Markquis Nowell (Little Rock) | 2-2-19

2020-21 RESULTS

Date	OPPONENT	W/L	SCORE	Record (Sun Belt)	High Points	High Rebounds	High Assists	High Blocks	High Steals	Attendance
Nov. 27	at Marshall	L	56-70	0-1	Eaton - 13	Two Players - 8	Fields - 5	Holland Jr. - 2	Fields - 3	1,251
Nov. 29	at Morehead State	L	61-69	0-2	Fields - 22	Omier - 6	Eaton - 4	Holland Jr. - 2	Jackson - 3	100
Dec. 2	at Memphis	L	54-83	0-3	Two Players - 13	Four Players - 5	Eaton - 3	Three Players - 1	Fields - 3	2,829
Dec. 4	Crowley's Ridge College									
Dec. 9	Arkansas-Pine Bluff									
Dec. 11	Central Baptist College									
Dec. 16	at Stephen F. Austin									
Dec. 20	Champion Christian									
Jan. 1	at ULM*									
Jan. 2	at ULM*									
Jan. 8	at Texas State*									
Jan. 9	at Texas State*									
Jan. 15	ULM*									
Jan. 16	ULM*									
Jan. 22	at Louisiana*									
Jan. 23	at Louisiana*									
Jan. 29	UT Arlington*									
Jan. 30	UT Arlington*									
Feb. 5	Louisiana*									
Feb. 6	Louisiana*									
Feb. 10	Little Rock*									
Feb. 13	at Little Rock*									
Feb. 19	Texas State*									
Feb. 20	Texas State*									
Feb. 26	at UT Arlington*									
Feb. 27	at UT Arlington*									

ARKANSAS STATE BASKETBALL

GAME-BY-GAME STATISTICS

OPPONENT	W/L	FG-FGA	PCT	3FG-FGA	PCT	FT-FTA	.PCT	OR	DR	TOT	PF	AST	TO	BLK	STL	1H	2H	OT	PTS
A-State	L	21-55	.382	3-12	.250	11-23	.478	8	30	38	13	8	18	4	9	22	34	-	56
at Marshall		29-66	.439	5-25	.200	7-9	.778	7	32	39	17	16	14	10	11	29	41	-	70
A-State	L	19-46	.413	4-12	.333	19-25	.760	3	20	23	15	6	9	3	7	21	40	-	61
at Morehead State		25-56	.446	5-16	.313	14-22	.636	15	28	43	21	11	15	9	2	23	46	-	69
A-State	L	17-52	.327	5-15	.333	15-28	.536	6	26	32	19	9	17	3	6	26	28	-	54
at Memphis		30-70	.429	6-26	.231	17-22	.773	14	35	49	24	21	12	8	9	48	35	-	83
A-State																			
Crowley's Ridge College																			
A-State																			
Arkansas-Pine Bluff																			
A-State																			
Central Baptist																			
A-State																			
at Stephen F. Austin																			
A-State																			
Champion Christian																			
A-State																			
at ULM																			
A-State																			
at ULM																			
A-State																			
at Texas State																			
A-State																			
at Texas State																			
A-State																			
ULM																			
A-State																			
ULM																			
A-State																			
at Louisiana																			
A-State																			
at Louisiana																			
A-State																			
UT Arlington																			
A-State																			
UT Arlington																			
A-State																			
Louisiana																			
A-State																			
Louisiana																			
A-State																			
Little Rock																			
A-State																			
at Little Rock																			
A-State																			
Texas State																			
A-State																			
Texas State																			
A-State																			
at UT Arlington																			
A-State																			
at UT Arlington																			

ARKANSAS STATE BASKETBALL

POINTS-REBOUNDS-ASSISTS

OPPONENT	0 - Fields	1 - Davis	2 - Felts	3 - Grbovic	5 - Willis	10 - Farrington	12 - Holland	13 - Fantina	15 - Omier	21 - Ndour	22 - Wesley	23 - Eaton	24 - London	50 - Jackson
at Marshall	12-6-5	8-2-1	7-2-0	CD	2-3-0	CD	4-8-0	CD	INJ	CD	9-6-0	13-8-1	0-1-0	1-0-1
at Morehead State	22-1-0	0-0-0	0-2-0	CD	14-1-1	0-0-0	0-5-0	3-0-0	5-6-0	CD	7-3-1	6-2-4	0-0-0	4-1-0
at Memphis	11-5-1	13-0-0	0-1-0	0-0-0	1-3-2	CD	1-2-1	0-0-1	6-5-1	CD	6-5-0	13-3-3	3-5-0	0-2-0
Crowley's Ridge College														
Arkansas-Pine Bluff														
Central Baptist College														
at Stephen F. Austin														
Champion Christian														
at ULM														
at ULM														
at Texas State														
at Texas State														
ULM														
ULM														
at Louisiana														
at Louisiana														
UT Arlington														
UT Arlington														
Louisiana														
Louisiana														
Little Rock														
at Little Rock														
Texas State														
Texas State														
at UT Arlington														
at UT Arlington														

Bold - Start | CD - Coach's Decision | INJ - Injury

STARTING LINEUP

OPPONENT	G	G	G/F	G/F	F	Record
at Marshall	Fields	Eaton	Willis	Wesley	Jackson	0-1
at Morehead State	Fields	Eaton	Willis	Wesley	Jackson	0-2
at Memphis	Fields	Eaton	Willis	Omier	Wesley	0-1
Crowley's Ridge College						
Arkansas-Pine Bluff						
Central Baptist College						
at Stephen F. Austin						
Champion Christian						
at ULM						
at ULM						
at Texas State						
at Texas State						
ULM						
ULM						
at Louisiana						
at Louisiana						
UT Arlington						
UT Arlington						
Louisiana						
Louisiana						
Little Rock						
at Little Rock						
Texas State						
Texas State						
at UT Arlington						
at UT Arlington						

SPECIALTY STATS

OPPONENT	PAINT	OFF TURNOVER	2ND CHANCE	FAST BREAK	BENCH POINTS
at Marshall	24 / 44	16 / 19	7 / 6	6 / 8	19 / 24
at Morehead State	20 / 36	11 / 5	3 / 10	6 / 2	8 / 14
at Memphis	22 / 44	6 / 26	2 / 14	2 / 17	17 / 39
Crowley's Ridge College					
Arkansas-Pine Bluff					
Central Baptist College					
at Stephen F. Austin					
Champion Christian					
at ULM					
at ULM					
at Texas State					
at Texas State					
ULM					
ULM					
at Louisiana					
at Louisiana					
UT Arlington					
UT Arlington					
Louisiana					
Louisiana					
Little Rock					
at Little Rock					
Texas State					
Texas State					
at UT Arlington					
at UT Arlington					
Totals	-58	-20	-18	-13	-33

FREE-THROW PROFICIENCY

One-And-One (first free throw of one-and-one)

#	Player	FT-FTA	PCT
0	Caleb Fields	1-2	.500
1	Markise Davis		
2	Avery Felts		
3	Lazar Grbovic		
5	Christian Willis		
10	Malcolm Farrington		
12	Tim Holland Jr.		
13	Mario Fantina		
15	Norchad Omier	0-2	.000
21	Chiekh Ndour		
22	Keyon Wesley	0-1	
23	Marquis Eaton	1-1	1.000
24	Caleb London	1-1	1.000
50	Antwon Jackson		
	Team	3-7	.427

THREE-POINT PLAY (free throw to complete 3 or 4 point play)

#	Player	FT-FTA	PCT
0	Caleb Fields	1-1	1.000
1	Markise Davis		
2	Avery Felts		
3	Lazar Grbovic		
5	Christian Willis	0-1	.000
10	Malcolm Farrington		
12	Tim Holland Jr.		
13	Mario Fantina		
15	Norchad Omier	1-1	1.000
21	Chiekh Ndour		
22	Keyon Wesley		
23	Marquis Eaton		
24	Caleb London		
50	Antwon Jackson		
	Team	2-3	.667

CRUNCH TIME (final 2 minutes within 10 points and in overtime)

#	Player	FT-FTA	PCT
0	Caleb Fields		
1	Markise Davis		
2	Avery Felts		
3	Lazar Grbovic		
5	Christian Willis		
10	Malcolm Farrington		
12	Tim Holland Jr.		
13	Mario Fantina		
15	Norchad Omier		
21	Chiekh Ndour		
22	Keyon Wesley		
23	Marquis Eaton	2-2	1.000
24	Caleb London		
50	Antwon Jackson		
	Team	2-2	1.000

ARKANSAS STATE BASKETBALL

GAME 1

Official Basketball Box Score - Game Totals - Final Statistics
Arkansas State vs Marshall
11/27/20 4:00 PM at Huntington, W.Va. (Cam Henderson Center)

Arkansas State 56 - 0-1

#	Player	Total	3-Pr			Rebounds		PF	TP	A	TO	Bk	Stl	Min
		FG-FA	FG-FTA	FT-FTA	Off	Def	Total							
00	Fields,Caleb	5-11	0-2	2-7	2	4	6	3	12	5	6	0	3	32
05	Willis,Christian	1-5	0-1	0-0	1	2	3	1	2	0	0	0	1	19
22	Wesley,Keyon	4-7	0-0	1-2	2	4	6	1	9	0	4	1	2	31
20	Eaton,Marquis	4-10	0-2	5-8	0	8	8	1	13	1	5	0	1	33
50	Jackson,Antonw	0-5	0-0	1-2	0	0	0	3	1	1	1	0	0	14
01	Davis,Markise	3-8	2-5	0-2	0	2	2	1	8	1	0	1	0	19
02	Felts,Avery	2-4	1-2	2-2	0	2	2	1	7	0	0	0	1	19
12	Holland Jr.,Tim	2-3	0-0	0-0	1	7	8	1	4	0	2	2	1	22
24	London,Caleb	0-2	0-0	0-0	0	1	1	1	0	0	0	0	0	11
Team		2	0	2										
Totals		21-55	3-12	11-23	8	30	38	13	56	8	18	4	9	200

Marshall 70 - 1-0

#	Player	Tot		3-Pr		Rebounds							PF	TP	A	TO	Bk	Stl	Min
		FG	FTA	FG	FTA	Off	Def	Total											
00	Andrew Taylor	4-11	1-5	0-0	0-0	1	3	4	3	9	2	2	1	2	26				
05	Jannson Williams	1-8	1-5	0-0	0-0	1	4	5	1	3	1	2	3	0	21				
13	Jarrod West	4-11	1-5	0-0	0-0	0	2	2	1	9	8	3	0	5	36				
24	Tawellon Kinsey	7-11	0-1	3-4	3-4	3	4	7	2	17	3	1	1	1	30				
25	O. Anochii-Killen	3-9	1-4	1-2	0-0	0	3	3	3	8	0	1	3	2	24				
11	Luke Thomas	0-0	0-0	0-0	0-0	0	1	1	0	0	0	0	0	0	11				
15	Marko Sarenac	0-1	0-1	0-0	0-0	0	1	1	0	0	0	1	0	0	7				
21	Darius George	6-6	0-0	3-3	1-4	5	2	15	1	1	1	1	1	1	21				
23	David Early	0-2	0-1	0-0	0-0	0	1	1	2	0	0	1	0	0	6				
31	Mikel Beyers	4-7	1-3	0-0	0-0	0	5	5	2	9	1	2	1	0	16				
50	Goran Miladinovic	0-0	0-0	0-0	0-0	0	0	0	1	0	0	0	0	0	2				
Team		1	4	5															
Totals		29-66	5-25	7-9	7	32	39	17	70	16	14	10	11	200					
FG % 1st Half: 13-31		41.9%		2nd half: 16-35		45.7%		Game: 29-66		43.9%		Deatball		Rebounds					
3FG % 1st Half: 2-13		15.4%		2nd half: 3-12		25.0%		Game: 5-25		20.0%		Deatball		Rebounds					
FT % 1st Half: 1-2		50.0%		2nd half: 6-7		85.7%		Game: 7-9		77.8%		Deatball		Rebounds					

Officials: Jobi Hardness, John St. Clair, James Hicks
Technical fouls: Arkansas State=None, Marshall=None.
Attendance: 1251

Score by periods	1st	2nd	Total
Arkansas State	22	34	56
Marshall	29	41	70

Last FG - ASU 2nd-02:11, MARSH 2nd-01:32
Largest lead - ASU by 2 1st-19:12, MARSH by 18 2nd-05:13
ASU led for 0:45, MARSH led for 39:44, Game was tied for 01:31.

	In	Off	2nd	Fast	
Points	Paint	T/O	Chance	Break	Bench
ASU	24	16	7	6	19
MARM	44	19	6	8	24

Score tied - 1 time.
Lead changed - 5 times.

Score tied - 1 time.
Lead changed - 5 times.

GAME 2

Official Basketball Box Score - Game Totals - Final Statistics
Arkansas State vs Morehead State
11/29/20 4 p.m. at Morehead, Ky.

Arkansas State 61 - 0-2

#	Player	Total		3-Pr		Rebounds						PF	TP	A	TO	Bk	Stl	Min
		FG	FTA	FT	FTA	Off	Def	Total	TP	TP								
22	Wesley,Keyon	3-5	1-1	0-0	0-0	0	3	3	5	7	1	1	0	2	23			
50	Jackson,Antonw	1-5	0-0	2-2	0	1	1	1	4	0	0	0	0	3	18			
00	Fields,Caleb	6-12	1-3	9-9	0	1	1	0	22	0	3	0	0	0	36			
05	Willis,Christian	5-9	1-2	3-8	1	0	1	3	14	1	0	0	0	0	32			
23	Eaton,Marquis	1-5	0-2	4-4	0	2	2	1	6	4	2	1	1	34				
01	Davis,Markise	0-0	0-0	0-0	0	0	0	0	0	0	0	0	0	5				
02	Felts,Avery	0-2	0-2	0-0	0	2	2	0	0	0	1	0	0	11				
10	Farrington,Malcolm	0-0	0-0	0-0	0	0	0	0	0	0	0	0	0	3				
12	Holland Jr.,Tim	0-2	0-0	0-0	0	5	5	1	0	0	2	0	1	12				
13	Farrina,Mario	1-1	1-1	0-0	0	0	0	0	3	0	0	0	0	3				
15	Omier,Norchad	2-5	0-1	1-2	1	5	6	4	5	0	1	0	1	19				
24	London,Caleb	0-0	0-0	0-0	0	0	0	0	0	0	1	0	0	4				
Totals		19-46	4-12	19-25	3	20	23	15	61	6	9	3	7	200				
FG % 1st Half: 9-26		34.6%		2nd half: 10-20		50.0%		Game: 19-46		41.3%		Deatball		Rebounds				
3FG % 1st Half: 3-8		37.5%		2nd half: 1-4		25.0%		Game: 4-12		33.3%		Deatball		Rebounds				
FT % 1st Half: 0-2		0.0%		2nd half: 19-23		82.6%		Game: 19-23		78.0%		Deatball		Rebounds				

Morehead State 69 - 1-2

#	Player	Total	3-Pr	Rebounds	PF	TP	A	TO	Bk	Stl	Min			
		FG	FTA	FT-FTA	Off	Def	Total							
03	BAKER, James	2-4	1-1	0-0	2	0	2	4	5	1	1	0		
04	BROOME, Johnil	11-17	0-0	3-6	7	5	12	2	25	0	3	5	0	
01	COOPER, DeVon	4-11	1-4	5-7	1	11	12	1	14	4	4	0	0	
02	HUNT, KJ	1-4	0-1	1-1	0	1	1	3	3	1	2	0	0	
55	COOPER, Taton	2-5	1-2	3-4	0	4	4	4	8	3	1	3	1	
05	POTTER, Skyelar	2-8	2-6	0-0	1	4	5	4	6	1	2	0	1	
11	DIXON, Julius	2-5	0-2	1-2	0	3	3	2	5	1	2	0	0	
13	STANLEY-WILLIAMS, J.	0-0	0-0	0-0	0	0	0	0	0	0	0	0	1	
20	RICE, Jacob	0-0	0-0	0-0	1	0	1	0	0	0	0	0	0	
22	BRYAN, LJ	1-2	0-0	1-2	1	1	1	1	3	0	0	0	0	
25	THELWELL, Drew	0-0	0-0	0-0	0	0	0	0	0	0	0	0	2	
Team		2	0	2										
Totals		25-56	5-16	14-22	15	28	43	21	69	11	15	9	2	200

Officials: John Hampton, Bart Lomax, James Duke
Technical fouls: Arkansas State=None, Morehead State=None.
Attendance: 100
Game played with minimal fans, attendance reflects team, staff and family only.

Score by periods	1st	2nd	Total
Arkansas State	21	40	61
Morehead State	23	46	69

Points	In	Off	2nd	Fast	Bench
ASU	Paint	T/O	Chance	Break	
20	11	3	6	8	

GAME 3

Official Basketball Box Score - Game Totals - Final Statistics
Arkansas State vs Memphis
12/02/20 7:00 pm at Memphis, Tenn.

Arkansas State 54 - 0-3,0-0 Sun Belt

#	Player	Total		3-Pr		Rebounds							PF	TP	A	TO	Bk	Stl	Min
		FG	FTA	FG	FTA	Off	Def	Total	PF	TP	A	TO							
15	Omier,Norchad	3-9	0-0	0-1	0-1	1	4	5	4	6	1	1	0	1	1	0	22		
22	Wesley,Keyon	3-9	0-2	0-1	0-5	5	1	6	0	1	1	4	0	0	0	26			
00	Fields,Caleb	2-5	1-1	6-10	2-3	5	0	11	1	4	0	3	1	0	0	31			
05	Willis,Christian	0-3	0-0	1-2	2-1	3	1	3	1	2	3	0	1	0	1	20			
23	Eaton,Marquis	4-11	1-3	4-6	0-3	3	2	13	3	1	0	1	0	1	38				
01	Davis,Markise	4-8	3-6	2-2	0-0	0	5	13	0	4	1	1	0	1	20				
02	Felts,Avery	0-0	0-0	0-0	1-0	1	0	1	0	0	1	0	0	0	5				
03	Grbovic,Lazar	0-0	0-0	0-0	0-0	0	0	0	0	0	0	0	0	0	2				
12	Holland Jr.,Tim	0-2	0-0	1-2	0-2	2	2	1	1	1	1	0	1	0	9				
13	Farrina,Mario	0-2	0-1	0-0	0-0	0	0	0	0	0	1	0	0	0	3				
24	London,Caleb	1-3	0-2	1-4	0-5	3	3	0	0	0	0	0	0	0	13				
50	Jackson,Antonw	0-0	0-0	0-2	2-2	2	2	0	0	0	0	0	0	0	11				
Team		0	1	1															
Totals		17-52	5-15	15-28	6-26	26	32	19	54	9	17	3	6	200					
FG % 1st Half: 6-22		27.3%		2nd half: 11-30		36.7%		Game: 17-52		32.7%		Deatball		Rebounds					
3FG % 1st Half: 2-5		40.0%		2nd half: 3-10		30.0%		Game: 5-15		33.3%		Deatball		Rebounds					
FT % 1st Half: 13-19		68.2%		2nd half: 3-9		33.3%		Game: 15-28		53.6%		Deatball		Rebounds					

Memphis 83 - 2-2,0-0 AAC

#	Player	Total	3-Pr	Rebounds	PF	TP	A	TO	Bk	Stl	Min
		FG	FTA	FT-FTA	Off	Def	Total				
00	D.J. Jeffries	0-3	0-4	0-0	4	6	10	4	0	2	24
01	Moosie Cisse	6-8	0-0	2-3	4	6	10	2	14	0	32
02	Boogie Ellis	4	0-4	0-3	1-2	0	1	0	3	1	18
03	Boogie Ellis	4	0-1	0-2	0-2	0	0	0	0	0	24
11	Leister Jones	5-11	2-5	3-4	2	8	10	4	15	6	20
15	Justin Hardaway	2-5	1-3	0-0	3	1	4	3	0	1	20
16	Carl Lewis	0-1	0-1	0-0	1	4	5	0	0	0	24
23	Landers Nollie II	8-17	3-8	4-5	1	2	3	23	2	1	22
19	Lance Thomas	0-4	0-2	1-2	5	6	11	1	1	0	14
24	Malcolm Randall	0-0	0-0	0-0	0	0	0	0	0	0	0
28	Malcolm Dandridge	2-2	0-0	0	1	5	0	4	0	1	9
30	Cornel Glennon	0-0	0-0	0-0	1	4	0	0	0	0	0
31	Team	0-0	0-0	0-0	0	1	0	0	0	0	0

ARKANSAS STATE BASKETBALL

ARKANSAS STATE GAME HIGHS

POINTS	61	at Morehead State (11/29/20)
	56	at Marshall (11/27/20)
	54	at Memphis (12/02/20)
FIELD GOALS MADE	21	at Marshall (11/27/20)
	19	at Morehead State (11/29/20)
FIELD GOAL ATTEMPTS	55	at Marshall (11/27/20)
	52	at Memphis (12/02/20)
FIELD GOAL PERCENTAGE	.413 (19-46)	at Morehead State (11/29/20)
	.382 (21-55)	at Marshall (11/27/20)
3 PT FIELD GOALS MADE	5	at Memphis (12/02/20)
	4	at Morehead State (11/29/20)
3 PT FG ATTEMPTS	15	at Memphis (12/02/20)
	12	at Morehead State (11/29/20)
	12	at Marshall (11/27/20)
3 PT FG PERCENTAGE	.333 (5-15)	at Memphis (12/02/20)
	.333 (4-12)	at Morehead State (11/29/20)
FREE THROWS MADE	19	at Morehead State (11/29/20)
	15	at Memphis (12/02/20)
FREE THROW ATTEMPTS	28	at Memphis (12/02/20)
	25	at Morehead State (11/29/20)
FREE THROW PERCENTAGE	.760 (19-25)	at Morehead State (11/29/20)
	.536 (15-28)	at Memphis (12/02/20)
REBOUNDS	38	at Marshall (11/27/20)
	32	at Memphis (12/02/20)
ASSISTS	9	at Memphis (12/02/20)
	8	at Marshall (11/27/20)
STEALS	9	at Marshall (11/27/20)
	7	at Morehead State (11/29/20)
BLOCKED SHOTS	4	at Marshall (11/27/20)
	3	at Memphis (12/02/20)
	3	at Morehead State (11/29/20)
TURNOVERS	18	at Marshall (11/27/20)
	17	at Memphis (12/02/20)
FOULS	19	at Memphis (12/02/20)
	15	at Morehead State (11/29/20)

OPPONENT GAME HIGHS

POINTS	83	at Memphis (12/02/20)
	70	at Marshall (11/27/20)
	69	at Morehead State (11/29/20)
FIELD GOALS MADE	30	at Memphis (12/02/20)
	29	at Marshall (11/27/20)
FIELD GOAL ATTEMPTS	70	at Memphis (12/02/20)
	66	at Marshall (11/27/20)
FIELD GOAL PERCENTAGE	.446 (25-56)	at Morehead State (11/29/20)
	.439 (29-66)	at Marshall (11/27/20)
3 PT FIELD GOALS MADE	6	at Memphis (12/02/20)
	5	at Morehead State (11/29/20)
	5	at Marshall (11/27/20)
3 PT FG ATTEMPTS	26	at Memphis (12/02/20)
	25	at Marshall (11/27/20)
3 PT FG PERCENTAGE	.313 (5-16)	at Morehead State (11/29/20)
	.231 (6-26)	at Memphis (12/02/20)
FREE THROWS MADE	17	at Memphis (12/02/20)
	14	at Morehead State (11/29/20)
FREE THROW ATTEMPTS	22	at Memphis (12/02/20)
	22	at Morehead State (11/29/20)
FREE THROW PERCENTAGE	.778 (7-9)	at Marshall (11/27/20)
	.773 (17-22)	at Memphis (12/02/20)
REBOUNDS	49	at Memphis (12/02/20)
	43	at Morehead State (11/29/20)
ASSISTS	21	at Memphis (12/02/20)
	16	at Marshall (11/27/20)
STEALS	11	at Marshall (11/27/20)
	9	at Memphis (12/02/20)
BLOCKED SHOTS	10	at Marshall (11/27/20)
	9	at Morehead State (11/29/20)
TURNOVERS	15	at Morehead State (11/29/20)
	14	at Marshall (11/27/20)
FOULS	24	at Memphis (12/02/20)
	21	at Morehead State (11/29/20)

ARKANSAS STATE GAME LOWS

POINTS	54	at Memphis (12/02/20)
	56	at Marshall (11/27/20)
	61	at Morehead State (11/29/20)
FIELD GOALS MADE	17	at Memphis (12/02/20)
	19	at Morehead State (11/29/20)
FIELD GOAL ATTEMPTS	46	at Morehead State (11/29/20)
	52	at Memphis (12/02/20)
FIELD GOAL PERCENTAGE	.327 (17-52)	at Memphis (12/02/20)
	.382 (21-55)	at Marshall (11/27/20)
3 PT FIELD GOALS MADE	3	at Marshall (11/27/20)
	4	at Morehead State (11/29/20)
3 PT FG ATTEMPTS	12	at Marshall (11/27/20)
	12	at Morehead State (11/29/20)
3 PT FG PERCENTAGE	.250 (3-12)	at Marshall (11/27/20)
	.333 (4-12)	at Morehead State (11/29/20)
	.333 (5-15)	at Memphis (12/02/20)
FREE THROWS MADE	11	at Marshall (11/27/20)
	15	at Memphis (12/02/20)
FREE THROW ATTEMPTS	23	at Marshall (11/27/20)
	25	at Morehead State (11/29/20)
FREE THROW PERCENTAGE	.478 (11-23)	at Marshall (11/27/20)
	.536 (15-28)	at Memphis (12/02/20)
REBOUNDS	23	at Morehead State (11/29/20)
	32	at Memphis (12/02/20)
ASSISTS	6	at Morehead State (11/29/20)
	8	at Marshall (11/27/20)
STEALS	6	at Memphis (12/02/20)
	7	at Morehead State (11/29/20)
BLOCKED SHOTS	3	at Morehead State (11/29/20)
	3	at Memphis (12/02/20)
TURNOVERS	9	at Morehead State (11/29/20)
	17	at Memphis (12/02/20)
FOULS	13	at Marshall (11/27/20)
	15	at Morehead State (11/29/20)

OPPONENT GAME LOWS

POINTS	69	at Morehead State (11/29/20)
	70	at Marshall (11/27/20)
	83	at Memphis (12/02/20)
FIELD GOALS MADE	25	at Morehead State (11/29/20)
	29	at Marshall (11/27/20)
FIELD GOAL ATTEMPTS	56	at Morehead State (11/29/20)
	66	at Marshall (11/27/20)
FIELD GOAL PERCENTAGE	.429 (30-70)	at Memphis (12/02/20)
	.439 (29-66)	at Marshall (11/27/20)
3 PT FIELD GOALS MADE	5	at Marshall (11/27/20)
	5	at Morehead State (11/29/20)
3 PT FG ATTEMPTS	16	at Morehead State (11/29/20)
	25	at Marshall (11/27/20)
3 PT FG PERCENTAGE	.200 (5-25)	at Marshall (11/27/20)
	.231 (6-26)	at Memphis (12/02/20)
FREE THROWS MADE	7	at Marshall (11/27/20)
	14	at Morehead State (11/29/20)
FREE THROW ATTEMPTS	9	at Marshall (11/27/20)
	22	at Morehead State (11/29/20)
	22	at Memphis (12/02/20)
FREE THROW PERCENTAGE	.636 (14-22)	at Morehead State (11/29/20)
	.773 (17-22)	at Memphis (12/02/20)
REBOUNDS	39	at Marshall (11/27/20)
	43	at Morehead State (11/29/20)
ASSISTS	11	at Morehead State (11/29/20)
	16	at Marshall (11/27/20)
STEALS	2	at Morehead State (11/29/20)
	9	at Memphis (12/02/20)
BLOCKED SHOTS	8	at Memphis (12/02/20)
	9	at Morehead State (11/29/20)
TURNOVERS	12	at Memphis (12/02/20)
	14	at Marshall (11/27/20)
FOULS	17	at Marshall (11/27/20)
	21	at Morehead State (11/29/20)

ARKANSAS STATE BASKETBALL

0 CALEB FIELDS | G | 6-0 | 190 | So | Lewisburg, Tenn.

				Field Goals		3-Point		F-Throws		Rebounds									Scoring	
SEASON	TEAM	GP-GS	MIN/AVG	FG-FGA	FG%	3FG-FGA	3FG%	FT-FTA	FT%	OFF	DEF	TOT	AVG	PF-FO	AST	TO	BLK	STL	PTS	AVG
2019-20	ASU	31-21	1009/32.6	93-239	.389	27-82	.329	131-187	.701	13	81	94	3.0	54-0	110	59	2	28	344	11.1
2020-21	ASU	3-3	99/32.9	13-28	.464	2-6	.333	17-26	.654	4	8	12	4.0	3-0	6	13	0	6	45	15.0
TOTAL		34-24	1108/32.6	106-267	.397	29-88	.330	148-213	.695	17	89	106	3.1	57-0	116	72	2	34	389	11.4

Single Game Highs

Statistic	Value	
Points	22	at Colorado St. 11/20/19, at Morehead St. 11/29/20
Rebounds	7	at Louisiana 02/26/20, vs SFA 11/30/19
Assists	8	vs Georgia St. 01/06/20
Steals	3	at Memphis 12/02/20, at Marshall 11/27/20
Blocks	1	at UT Arlington 02/13/20, at La.-Monroe 12/21/19
FG Made	7	at Colorado St. 11/20/19
FG Attempts	14	at Colorado St. 11/20/19
3FG Made	3	at Colorado St. 11/20/19, vs Appalachian St. 01/30/20, vs Troy 01/11/20
3FG Attempts	6	vs Appalachian St. 01/30/20
FT Made	10	4 times
FT Attempts	16	vs Texas St. 01/04/20

1 MARKISE DAVIS | G/F | 6-8 | 195 | Jr | Oxford, Ala.

				Field Goals		3-Point		F-Throws		Rebounds									Scoring	
SEASON	TEAM	GP-GS	MIN/AVG	FG-FGA	FG%	3FG-FGA	3FG%	FT-FTA	FT%	OFF	DEF	TOT	AVG	PF-FO	AST	TO	BLK	STL	PTS	AVG
2020-21	ASU	3-0	43/14.4	7-16	.438	5-11	.455	2-4	.500	0	2	2	0.7	6-1	1	4	2	1	21	7.0
TOTAL		3-0	43/14.4	7-16	.438	5-11	.455	2-4	.500	0	2	2	0.7	6-1	1	4	2	1	21	7.0

Single Game Highs

Statistic	Value	
Points	13	at Memphis 12/02/20
Rebounds	2	at Marshall 11/27/20
Assists	1	at Marshall 11/27/20
Steals	1	at Memphis 12/02/20
Blocks	1	at Memphis 12/02/20, at Marshall 11/27/20
FG Made	4	at Memphis 12/02/20
FG Attempts	8	at Memphis 12/02/20, at Marshall 11/27/20
3FG Made	3	at Memphis 12/02/20
3FG Attempts	6	at Memphis 12/02/20
FT Made	2	at Memphis 12/02/20
FT Attempts	2	at Memphis 12/02/20, at Marshall 11/27/20

ARKANSAS STATE BASKETBALL

2 AVERY FELTS | G | 6-2 | 190 | rFr | Jonesboro, Ark.

				Field Goals		3-Point		F-Throws		Rebounds									Scoring	
SEASON	TEAM	GP-GS	MIN/AVG	FG-FGA	FG%	3FG-FGA	3FG%	FT-FTA	FT%	OFF	DEF	TOT	AVG	PF-FO	AST	TO	BLK	STL	PTS	AVG
2020-21	ASU	3-0	35/11.8	2-6	.333	1-4	.250	2-2	1.000	1	4	5	1.7	1-0	0	2	0	1	7	2.3
TOTAL		3-0	35/11.8	2-6	.333	1-4	.250	2-2	1.000	1	4	5	1.7	1-0	0	2	0	1	7	2.3

Single Game Highs

Statistic	Value	
Points	7	at Marshall 11/27/20
Rebounds	2	at Marshall 11/27/20, at Morehead St. 11/29/20
Steals	1	at Marshall 11/27/20
FG Made	2	at Marshall 11/27/20
FG Attempts	4	at Marshall 11/27/20
3FG Made	1	at Marshall 11/27/20
3FG Attempts	2	at Marshall 11/27/20, at Morehead St. 11/29/20
FT Made	2	at Marshall 11/27/20
FT Attempts	2	at Marshall 11/27/20

3 LAZAR GRBOVIC | F | 6-8 | 230 | Fr | Belgrade, Serbia

				Field Goals		3-Point		F-Throws		Rebounds										Scoring	
SEASON	TEAM	GP-GS	MIN/AVG	FG-FGA	FG%	3FG-FGA	3FG%	FT-FTA	FT%	OFF	DEF	TOT	AVG	PF-FO	AST	TO	BLK	STL	PTS	AVG	
2020-21	ASU	1-0	2/1.7	0-0	.000	0-0	.000	0-0	.000	0	0	0	0.0	0-0	0	0	0	0	0	0.0	
TOTAL		1-0	2/1.7	0-0	.000	0-0	.000	0-0	.000	0	0	0	0.0	0-0	0	0	0	0	0	0.0	

ARKANSAS STATE BASKETBALL

5 CHRISTIAN WILLIS | G | 6-2 | 195 | rSr | Belleville, Ill.

				Field Goals		3-Point		F-Throws		Rebounds										Scoring	
SEASON	TEAM	GP-GS	MIN/AVG	FG-FGA	FG%	3FG-FGA	3FG%	FT-FTA	FT%	OFF	DEF	TOT	AVG	PF-FO	AST	TO	BLK	STL		PTS	AVG
2016-17	ASU	10-0	43/4.3	4-10	.400	2-6	.333	1-3	.333	1	4	5	0.5	7-0	2	7	0	1		11	1.1
2017-18	ASU	1-0	8/8.0	1-3	.333	0-1	.000	0-0	.000	1	0	1	1.0	0-0	0	1	0	0		2	2.0
2018-19	ASU	25-6	319/12.8	32-80	.400	8-31	.258	21-27	.778	13	14	27	1.1	40-0	15	15	1	3		93	3.7
2019-20	ASU	32-15	612/19.1	57-124	.460	25-62	.403	29-47	.617	9	33	42	1.3	69-1	40	31	2	20		168	5.3
2020-21	ASU	3-3	71/23.7	6-17	.353	1-3	.333	4-10	.400	4	3	7	2.3	5-0	3	3	0	2		17	5.7
TOTAL		71-24	1054/14.8	100-234	.427	36-103	.350	55-87	.632	28	54	82	1.2	121-1	60	57	3	26		291	4.1

Single Game Highs

Statistic	Value	
Points	17	vs South Alabama 01/23/20
Rebounds	6	vs Mo. Baptist 11/12/18, at Colorado St. 11/20/19
Assists	6	vs South Alabama 01/23/20
Steals	3	vs SFA 11/30/19, vs Omaha 12/03/19
Blocks	1	vs Mo. Baptist 11/12/18, vs Idaho 11/17/19, at Colorado St. 11/20/19
FG Made	6	vs South Alabama 01/23/20
FG Attempts	10	at South Alabama 03/12/19
3FG Made	3	at Coastal Carolina 01/18/20, vs South Alabama 01/23/20
3FG Attempts	5	4 times
FT Made	5	vs Eastern Ill. 11/24/18
FT Attempts	8	at Morehead St. 11/29/20

10 MALCOLM FARRINGTON | G | 6-3 | 205 | rFr | West Palm Beach, Fla.

				Field Goals		3-Point		F-Throws		Rebounds										Scoring	
SEASON	TEAM	GP-GS	MIN/AVG	FG-FGA	FG%	3FG-FGA	3FG%	FT-FTA	FT%	OFF	DEF	TOT	AVG	PF-FO	AST	TO	BLK	STL		PTS	AVG
2019-20	ASU	1-0	3/3.0	0-1	.000	0-1	.000	0-0	.000	0	0	0	0.0	1-0	0	0	0	0		0	0.0
2020-21	ASU	1-0	3/3.0	0-0	.000	0-0	.000	0-0	.000	0	0	0	0.0	0-0	0	0	0	0		0	0.0
TOTAL		2-0	6/3.0	0-1	.000	0-1	.000	0-0	.000	0	0	0	0.0	1-0	0	0	0	0		0	0.0

Single Game Highs

Statistic	Value	
FG Attempts	1	vs Ark.-Monticello 11/06/19
3FG Attempts	1	vs Ark.-Monticello 11/06/19

ARKANSAS STATE BASKETBALL

12 TIM **HOLLAND JR.** | F | 6-8 | 220 | rJr | Cedar Ridge, Texas

				Field Goals		3-Point		F-Throws		Rebounds										Scoring	
SEASON	TEAM	GP-GS	MIN/AVG	FG-FGA	FG%	3FG-FGA	3FG%	FT-FTA	FT%	OFF	DEF	TOT	AVG	PF-FO	AST	TO	BLK	STL	PTS	AVG	
2020-21	ASU	3-0	43/14.2	2-7	.286	0-0	.000	1-2	.500	1	14	15	5.0	3-0	1	2	5	1	5	1.7	
TOTAL		3-0	43/14.2	2-7	.286	0-0	.000	1-2	.500	1	14	15	5.0	3-0	1	2	5	1	5	1.7	

Single Game Highs

Statistic	Value	
Points	4	at Marshall 11/27/20
Rebounds	8	at Marshall 11/27/20
Assists	1	at Memphis 12/02/20
Steals	1	at Marshall 11/27/20
Blocks	2	at Marshall 11/27/20, at Morehead St. 11/29/20
FG Made	2	at Marshall 11/27/20
FG Attempts	3	at Marshall 11/27/20
FT Made	1	at Memphis 12/02/20
FT Attempts	2	at Memphis 12/02/20

13 MARIO **FANTINA** | G | 6-4 | 195 | Fr | Sveti Filip i Jakov, Croatia

				Field Goals		3-Point		F-Throws		Rebounds									Scoring	
SEASON	TEAM	GP-GS	MIN/AVG	FG-FGA	FG%	3FG-FGA	3FG%	FT-FTA	FT%	OFF	DEF	TOT	AVG	PF-FO	AST	TO	BLK	STL	PTS	AVG
2020-21	ASU	2-0	6/3.1	1-3	.333	1-2	.500	0-0	.000	0	0	0	0.0	0-0	1	0	0	0	3	1.5
TOTAL		2-0	6/3.1	1-3	.333	1-2	.500	0-0	.000	0	0	0	0.0	0-0	1	0	0	0	3	1.5

Single Game Highs

Statistic	Value	
Points	3	at Morehead St. 11/29/20
Assists	1	at Memphis 12/02/20
FG Made	1	at Morehead St. 11/29/20
FG Attempts	2	at Memphis 12/02/20
3FG Made	1	at Morehead St. 11/29/20
3FG Attempts	1	at Memphis 12/02/20, at Morehead St. 11/29/20

ARKANSAS STATE BASKETBALL

15 NORCHAD **OMIER** | F | 6-7 | 230 | Fr | Bluefields, Nicaragua

				Field Goals		3-Point		F-Throws		Rebounds										Scoring	
SEASON	TEAM	GP-GS	MIN/AVG	FG-FGA	FG%	3FG-FGA	3FG%	FT-FTA	FT%	OFF	DEF	TOT	AVG	PF-FO	AST	TO	BLK	STL		PTS	AVG
2020-21	ASU	2-1	41/20.3	5-14	.357	0-1	.000	1-3	.333	2	9	11	5.5	8-0	1	2	1	1		11	5.5
TOTAL		2-1	41/20.3	5-14	.357	0-1	.000	1-3	.333	2	9	11	5.5	8-0	1	2	1	1		11	5.5

Single Game Highs

Statistic	Value	
Points	6	at Memphis 12/02/20
Rebounds	6	at Morehead St. 11/29/20
Assists	1	at Memphis 12/02/20
Steals	1	at Morehead St. 11/29/20
Blocks	1	at Memphis 12/02/20
FG Made	3	at Memphis 12/02/20
FG Attempts	9	at Memphis 12/02/20
3FG Attempts	1	at Morehead St. 11/29/20
FT Made	1	at Morehead St. 11/29/20
FT Attempts	2	at Morehead St. 11/29/20

21 CHEIKH **NDOUR** | F | 6-7 | 225 | Fr | Medina, Senegal

ARKANSAS STATE BASKETBALL

22 KEYON WESLEY | F | 6-9 | 180 | Jr | Chesilhurst, N.J.

				Field Goals		3-Point		F-Throws		Rebounds									Scoring	
SEASON	TEAM	GP-GS	MIN/AVG	FG-FGA	FG%	3FG-FGA	3FG%	FT-FTA	FT%	OFF	DEF	TOT	AVG	PF-FO	AST	TO	BLK	STL	PTS	AVG
2020-21	ASU	3-3	80/26.6	10-21	.476	1-3	.333	1-3	.333	2	12	14	4.7	7-1	1	6	1	4	22	7.3
TOTAL		3-3	80/26.6	10-21	.476	1-3	.333	1-3	.333	2	12	14	4.7	7-1	1	6	1	4	22	7.3

Single Game Highs

Statistic	Value	
Points	9	at Marshall 11/27/20
Rebounds	6	at Marshall 11/27/20
Assists	1	at Morehead St. 11/29/20
Steals	2	at Marshall 11/27/20, at Morehead St. 11/29/20
Blocks	1	at Marshall 11/27/20
FG Made	4	at Marshall 11/27/20
FG Attempts	9	at Memphis 12/02/20
3FG Made	1	at Morehead St. 11/29/20
3FG Attempts	2	at Memphis 12/02/20
FT Made	1	at Marshall 11/27/20
FT Attempts	2	at Marshall 11/27/20

23 MARQUIS EATON | G | 6-2 | 200 | Sr | Helena, Ark.

				Field Goals		3-Point		F-Throws		Rebounds									Scoring	
SEASON	TEAM	GP-GS	MIN/AVG	FG-FGA	FG%	3FG-FGA	3FG%	FT-FTA	FT%	OFF	DEF	TOT	AVG	PF-FO	AST	TO	BLK	STL	PTS	AVG
2017-18	ASU	32-11	641/20.0	69-176	.392	13-47	.277	45-54	.833	10	40	50	1.6	52-0	69	50	6	26	196	6.1
2018-19	ASU	32-27	1023/32.0	123-331	.372	40-126	.317	73-96	.760	26	79	105	3.3	78-0	91	83	11	28	359	11.2
2019-20	ASU	32-30	1034/32.3	135-330	.409	47-123	.382	108-136	.794	20	80	100	3.1	76-0	90	60	5	48	425	13.3
2020-21	ASU	3-3	106/35.3	9-26	.346	1-7	.143	13-18	.722	0	13	13	4.3	4-0	8	8	1	3	32	10.7
TOTAL		99-71	2804/28.3	336-863	.389	101-303	.333	239-304	.786	56	212	268	2.7	210-0	258	201	23	105	1012	10.2

Single Game Highs

Statistic	Value	
Points	28	at Louisiana 02/26/20
Rebounds	9	vs Fla. Atlantic 12/14/18, vs Louisiana 12/18/19
Assists	8	vs Appalachian St. 01/24/19
Steals	5	vs Troy 01/11/20
Blocks	2	vs Louisiana 03/09/19
FG Made	10	at Louisiana 02/26/20, vs Little Rock 02/22/20
FG Attempts	21	vs Little Rock 02/22/20
3FG Made	6	at Little Rock 02/08/20
3FG Attempts	9	at La.-Monroe 01/05/19
FT Made	9	vs Louisiana 12/18/19
FT Attempts	14	vs Louisiana 12/18/19

ARKANSAS STATE BASKETBALL

24 CALEB **LONDON** | G | 6-4 | 190 | Fr | Memphis, Tenn.

				Field Goals		3-Point		F-Throws		Rebounds										Scoring	
SEASON	TEAM	GP-GS	MIN/AVG	FG-FGA	FG%	3FG-FGA	3FG%	FT-FTA	FT%	OFF	DEF	TOT	AVG	PF-FO	AST	TO	BLK	STL		PTS	AVG
2020-21	ASU	3-0	29/9.5	1-5	.200	0-2	.000	1-4	.250	0	6	6	2.0	4-0	0	1	0	0		3	1.0
TOTAL		3-0	29/9.5	1-5	.200	0-2	.000	1-4	.250	0	6	6	2.0	4-0	0	1	0	0		3	1.0

Single Game Highs

Statistic	Value	
Points	3	at Memphis 12/02/20
Rebounds	5	at Memphis 12/02/20
FG Made	1	at Memphis 12/02/20
FG Attempts	3	at Memphis 12/02/20
3FG Attempts	2	at Memphis 12/02/20
FT Made	1	at Memphis 12/02/20
FT Attempts	4	at Memphis 12/02/20

50 ANTWON **JACKSON** | F | 6-7 | 270 | So | Las Vegas, Nev.

				Field Goals		3-Point		F-Throws		Rebounds										Scoring	
SEASON	TEAM	GP-GS	MIN/AVG	FG-FGA	FG%	3FG-FGA	3FG%	FT-FTA	FT%	OFF	DEF	TOT	AVG	PF-FO	AST	TO	BLK	STL		PTS	AVG
2019-20	ASU	32-1	433/13.5	33-66	.500	0-0	.000	33-54	.611	39	52	91	2.8	50-1	21	23	7	18		99	3.1
2020-21	ASU	3-2	43/14.5	1-10	.100	0-0	.000	3-4	.750	0	3	3	1.0	6-0	1	1	0	3		5	1.7
TOTAL		35-3	476/13.6	34-76	.447	0-0	.000	36-58	.621	39	55	94	2.7	56-1	22	24	7	21		104	3.0

Single Game Highs

Statistic	Value	
Points	9	vs La.-Monroe 02/19/20
Rebounds	8	vs La.-Monroe 02/19/20, vs Louisiana 12/18/19
Assists	2	6 times
Steals	3	at Ole Miss 11/08/19, at Morehead St. 11/29/20
Blocks	1	7 times
FG Made	4	vs Omaha 12/03/19
FG Attempts	6	vs La.-Monroe 02/19/20
FT Made	5	at UT Arlington 02/13/20, at Coastal Carolina 01/18/20
FT Attempts	8	at Coastal Carolina 01/18/20

ARKANSAS STATE BASKETBALL

2020-21 Arkansas State Men's Basketball Arkansas State Combined Team Statistics (as of Dec 03, 2020) All games

RECORD:	OVERALL	HOME	AWAY	NEUTRAL
ALL GAMES	0-3	0-0	0-3	0-0
CONFERENCE	0-0	0-0	0-0	0-0
NON-CONFERENCE	0-3	0-0	0-3	0-0

#	Player	gp-gs	min	avg	Total		3-Point		F-Throw		Rebounds				pf	dq	a	to	blk	stl	pts	avg
					fg-fga	fg%	3fg-fga	3fg%	ft-fa	ft%	off	def	tot	avg								
00	Fields, Caleb	3-3	99	33.0	13-28	.464	2-6	.333	17-26	.654	4	8	12	4.0	3	0	6	13	0	6	45	15.0
23	Eaton, Marquis	3-3	105	35.0	9-26	.346	1-7	.143	13-18	.722	0	13	13	4.3	4	0	8	8	1	3	32	10.7
22	Wesley, Keyon	3-3	80	26.7	10-21	.476	1-3	.333	1-3	.333	2	12	14	4.7	7	1	1	6	1	4	22	7.3
01	Davis, Markise	3-0	44	14.7	7-16	.438	5-11	.455	2-4	.500	0	2	2	0.7	6	1	1	4	2	1	21	7.0
05	Willis, Christian	3-3	71	23.7	6-17	.353	1-3	.333	4-10	.400	4	3	7	2.3	5	0	3	3	0	2	17	5.7
15	Omier, Norchad	2-1	41	20.5	5-14	.357	0-1	.000	1-3	.333	2	9	11	5.5	8	0	1	2	1	1	11	5.5
02	Felts, Avery	3-0	35	11.7	2-6	.333	1-4	.250	2-2	1.000	1	4	5	1.7	1	0	0	2	0	1	7	2.3
50	Jackson, Antwon	3-2	43	14.3	1-10	.100	0-0	.000	3-4	.750	0	3	3	1.0	6	0	1	1	0	3	5	1.7
12	Holland Jr., Tim	3-0	43	14.3	2-7	.286	0-0	.000	1-2	.500	1	14	15	5.0	3	0	1	2	5	1	5	1.7
13	Fantina, Mario	2-0	6	3.0	1-3	.333	1-2	.500	0-0	.000	0	0	0	0.0	0	0	1	0	0	0	3	1.5
24	London, Caleb	3-0	28	9.3	1-5	.200	0-2	.000	1-4	.250	0	6	6	2.0	4	0	0	1	0	0	3	1.0
03	Grbovic, Lazar	1-0	2	2.0	0-0	.000	0-0	.000	0-0	.000	0	0	0	0.0	0	0	0	0	0	0	0	0.0
10	Farrington, Malcolm	1-0	3	3.0	0-0	.000	0-0	.000	0-0	.000	0	0	0	0.0	0	0	0	0	0	0	0	0.0
Team											3	2	5					2				
Total.....		3	600		57-153	.373	12-39	.308	45-76	.592	17	76	93	31.0	47	2	23	44	10	22	171	57.0
Opponents.....		3	600		84-192	.438	16-67	.239	38-53	.717	36	95	131	43.7	62	-	48	41	27	22	222	74.0

TEAM STATISTICS	ASU	OPP
SCORING	171	222
Points per game	57.0	74.0
Scoring margin	-17.0	-
FIELD GOALS-ATT	57-153	84-192
Field goal pct	.373	.438
3 POINT FG-ATT	12-39	16-67
3-point FG pct	.308	.239
3-pt FG made per game	4.0	5.3
FREE THROWS-ATT	45-76	38-53
Free throw pct	.592	.717
F-Throws made per game	15.0	12.7
REBOUNDS	93	131
Rebounds per game	31.0	43.7
Rebounding margin	-12.7	-
ASSISTS	23	48
Assists per game	7.7	16.0
TURNOVERS	44	41
Turnovers per game	14.7	13.7
Turnover margin	-1.0	-
Assist/turnover ratio	0.5	1.2
STEALS	22	22
Steals per game	7.3	7.3
BLOCKS	10	27
Blocks per game	3.3	9.0
ATTENDANCE	0	4180
Home games-Avg/Game	0-0	3-1393
Neutral site-Avg/Game	-	0-0

Date	Opponent		Score	Att.
11/27/20	at Marshall	L	56-70	1251
11/29/20	at Morehead State	L	61-69	100
12/02/20	at Memphis	L	54-83	2829

* - Conference game

Score by Periods	1st	2nd	Totals
Arkansas State	69	102	171
Opponents	100	122	222

ARKANSAS STATE BASKETBALL

2020-21 Arkansas State Men's Basketball Arkansas State Season/Career Statistics (as of Dec 03, 2020) All games

SEASON STATISTICS

CAREER STATISTICS

SUMMARY	gp-gs	min/g	fg%	3fg%	ft%	r/g	a/g	stl	blk	pts/g	gp-gs	min/g	fg%	3fg%	ft%	r/g	a/g	stl	blk	pts/g
Fields,Caleb	3-3	33.0	.464	.333	.654	4.0	2.0	6	0	15.0	34-24	32.6	.397	.330	.695	3.1	3.4	34	2	11.4
Eaton,Marquis	3-3	35.0	.346	.143	.722	4.3	2.7	3	1	10.7	99-71	28.4	.389	.333	.786	2.7	2.6	105	23	10.2
Wesley,Keyon	3-3	26.7	.476	.333	.333	4.7	0.3	4	1	7.3	3-3	26.7	.476	.333	.333	4.7	0.3	4	1	7.3
Davis,Markise	3-0	14.7	.438	.455	.500	0.7	0.3	1	2	7.0	3-0	14.7	.438	.455	.500	0.7	0.3	1	2	7.0
Willis,Christian	3-3	23.7	.353	.333	.400	2.3	1.0	2	0	5.7	71-24	14.8	.427	.350	.632	1.2	0.8	26	3	4.1
Omier,Norchad	2-1	20.5	.357	.000	.333	5.5	0.5	1	1	5.5	2-1	20.5	.357	.000	.333	5.5	0.5	1	1	5.5
Felts,Avery	3-0	11.7	.333	.250	1.000	1.7	0.0	1	0	2.3	3-0	11.7	.333	.250	1.000	1.7	0.0	1	0	2.3
Jackson,Antwon	3-2	14.3	.100	.000	.750	1.0	0.3	3	0	1.7	35-3	13.6	.447	.000	.621	2.7	0.6	21	7	3.0
Holland Jr.,Tim	3-0	14.3	.286	.000	.500	5.0	0.3	1	5	1.7	3-0	14.3	.286	.000	.500	5.0	0.3	1	5	1.7
Fantina,Mario	2-0	3.0	.333	.500	.000	0.0	0.5	0	0	1.5	2-0	3.0	.333	.500	.000	0.0	0.5	0	0	1.5
London,Caleb	3-0	9.3	.200	.000	.250	2.0	0.0	0	0	1.0	3-0	9.3	.200	.000	.250	2.0	0.0	0	0	1.0
Grbovic,Lazar	1-0	2.0	.000	.000	.000	0.0	0.0	0	0	0.0	1-0	2.0	.000	.000	.000	0.0	0.0	0	0	0.0
Farrington,Malcolm	1-0	3.0	.000	.000	.000	0.0	0.0	0	0	0.0	2-0	3.0	.000	.000	.000	0.0	0.0	0	0	0.0
SCORING	fg-fga	fg%	3fg-fga	3fg%	ft-fa	ft%	pts	pts/g	fg-fga	fg%	3fg-fga	3fg%	ft-fa	ft%	pts	pts/g				
Fields,Caleb	13-28	.464	2-6	.333	17-26	.654	45	15.0	106-267	.397	29-88	.330	148-213	.695	389	11.4				
Eaton,Marquis	9-26	.346	1-7	.143	13-18	.722	32	10.7	336-863	.389	101-303	.333	239-304	.786	1012	10.2				
Wesley,Keyon	10-21	.476	1-3	.333	1-3	.333	22	7.3	10-21	.476	1-3	.333	1-3	.333	22	7.3				
Davis,Markise	7-16	.438	5-11	.455	2-4	.500	21	7.0	7-16	.438	5-11	.455	2-4	.500	21	7.0				
Willis,Christian	6-17	.353	1-3	.333	4-10	.400	17	5.7	100-234	.427	36-103	.350	55-87	.632	291	4.1				
Omier,Norchad	5-14	.357	0-1	.000	1-3	.333	11	5.5	5-14	.357	0-1	.000	1-3	.333	11	5.5				
Felts,Avery	2-6	.333	1-4	.250	2-2	1.000	7	2.3	2-6	.333	1-4	.250	2-2	1.000	7	2.3				
Jackson,Antwon	1-10	.100	0-0	.000	3-4	.750	5	1.7	34-76	.447	0-0	.000	36-58	.621	104	3.0				
Holland Jr.,Tim	2-7	.286	0-0	.000	1-2	.500	5	1.7	2-7	.286	0-0	.000	1-2	.500	5	1.7				
Fantina,Mario	1-3	.333	1-2	.500	0-0	.000	3	1.5	1-3	.333	1-2	.500	0-0	.000	3	1.5				
London,Caleb	1-5	.200	0-2	.000	1-4	.250	3	1.0	1-5	.200	0-2	.000	1-4	.250	3	1.0				
Grbovic,Lazar	0-0	.000	0-0	.000	0-0	.000	0	0.0	0-0	.000	0-0	.000	0-0	.000	0	0.0				
Farrington,Malcolm	0-0	.000	0-0	.000	0-0	.000	0	0.0	0-1	.000	0-1	.000	0-0	.000	0	0.0				
TOTALS	o-reb	d-reb	t-reb	pf	fo	ast	to	a/to	o-reb	d-reb	t-reb	pf	fo	ast	to	a/to				
Fields,Caleb	4	8	12	3	0	6	13	0.5	17	89	106	57	0	116	72	1.6				
Eaton,Marquis	0	13	13	4	0	8	8	1.0	56	212	268	210	1	258	201	1.3				
Wesley,Keyon	2	12	14	7	1	1	6	0.2	2	12	14	7	1	1	6	0.2				
Davis,Markise	0	2	2	6	1	1	4	0.3	0	2	2	6	1	1	4	0.3				
Willis,Christian	4	3	7	5	0	3	3	1.0	28	54	82	121	2	60	57	1.1				
Omier,Norchad	2	9	11	8	0	1	2	0.5	2	9	11	8	0	1	2	0.5				
Felts,Avery	1	4	5	1	0	0	2	0.0	1	4	5	1	0	0	2	0.0				
Jackson,Antwon	0	3	3	6	0	1	1	1.0	39	55	94	56	1	22	24	0.9				
Holland Jr.,Tim	1	14	15	3	0	1	2	0.5	1	14	15	3	0	1	2	0.5				
Fantina,Mario	0	0	0	0	0	1	0	0.0	0	0	0	0	0	1	0	0.0				
London,Caleb	0	6	6	4	0	0	1	0.0	0	6	6	4	0	0	1	0.0				
Grbovic,Lazar	0	0	0	0	0	0	0	0.0	0	0	0	0	0	0	0	0.0				
Farrington,Malcolm	0	0	0	0	0	0	0	0.0	0	0	0	1	0	0	0	0.0				