



ARKANSAS STATE BASKETBALL

Basketball Contact: Mark Taylor [martaylor@astate.edu] | W: 870-972-3547 | C: 870-219-5705 | @AStateMB | #WolvesUp

SCHEDULE/RESULTS

SBC: 3-2 | Non-Conference: 8-3
Home: 8-3 | Away: 3-2 | Neutral: 0-0

OCTOBER

Wed. 30 Harding (Exh.) 80-54, W

NOVEMBER

Wed. 6 Arkansas-Monticello 65-49, W

Fri. 8 at Ole Miss 43-71, L

Red Wolves Classic (Jonesboro, Ark.)

Thu. 14 VMI E+ 71-56, W

Fri. 15 UC Davis 80-67, W

Sun. 17 Idaho E+ 82-68, W

Wed. 20 at Colorado State 80-78, W

Sat. 30 Stephen F. Austin 57-76, L

DECEMBER

Tue. 3 Omaha E+ 78-73, W

Sat. 7 at Tulsa 66-63, W

Wed. 11 at Missouri State E+ 53-75, L

Wed. 18 Louisiana* E+ 79-67, W

Sat. 21 at ULM* E+ 62-59, W

Sat. 28 Freed-Hardeman 4:00 PM

JANUARY

Thu. 2 UT Arlington* E+ 52-73, L

Sat. 4 Texas State* E+ 67-70, L

Mon. 6 Georgia State* E+ 90-87, W

Thu. 9 at South Alabama* E+ 7:00 PM

Sat. 11 Troy* E+ 4:00 PM

Thu. 16 at Appalachian State* E+ 6:00 PM

Sat. 18 at Coastal Carolina* E+ 1:00 PM

Thu. 23 South Alabama* E+ 7:00 PM

Sat. 25 at Troy* E+ 4:15 PM

Thu. 30 Appalachian State* E+ 7:00 PM

FEBRUARY

Sat. 1 Coastal Carolina* E+ 4:00 PM

Sat. 8 at Little Rock* E+ 2:00 PM

Thu. 13 at UT Arlington* E+ 7:00 PM

Sat. 15 at Texas State* E+ 2:00 PM

Wed. 19 ULM* E+ 7:00 PM

Sat. 22 Little Rock* E+ 4:00 PM

Wed. 26 at Louisiana* E+ 7:00 PM

MARCH

Tue. 3 at Georgia Southern* E+ 6:00 PM

* - Sun Belt Conference Game

All game times listed in Central Standard Time (CST)

IN THESE NOTES

Radio/TV Roster.....	2
Roster & Quick Facts.....	3
Series History.....	4
Current Notes.....	4-5
Sun Belt Update.....	6
Statistical Trends.....	7
The Last Time.....	8-9
Game-By-Game Stats.....	10
Miscellaneous Stats.....	11
Player Pages.....	12-17
Box Scores.....	18-19
Game Highs/Lows.....	20
Career Stats vs Opponent.....	21
Season Stats.....	22
Conference Only Stats.....	23
Season/Career Stats.....	24

ARKANSAS STATE at SOUTH ALABAMA

Mobile, Ala. • Mitchell Center
Thursday, January 9 • 7:00 PM

GAME

17

ESPN+

107.9 KFIN

AStateStats.com

RED WOLVES

11-5

OVERALL

3-2

SUN BELT

Head Coach..... Mike Balado

Career Record/Yrs 34-45/3

A-State Record/Yrs Same

vs. South Alabama 1-3



-VS-



JAGUARS

9-7

OVERALL

2-3

SUN BELT

Head Coach.....Richie Riley

Career Record/Yrs 61-52/4

USA Record/Yrs 26-24/2

vs. A-State 2-1

Category	Overall	SBC	NCAA Rank
Scoring Off.	69.3	70.0	236
Scoring Def.	69.1	71.2	183
FG%	.441	.410	165
FG % Def.	.466	.464	322
3-PT %	.341	.292	148
3-PT % Def.	.347	.329	255
FT %	.709	.725	144
Reb./Game	32.1	33.0	329
Reb. Margin	-1.0	-1.4	244
TO Margin	+2.1	+3.0	78
Asts/Game	14.4	13.4	109
TO/Game	12.8	11.0	100
Stls/Game	7.3	6.8	116
Blks/Game	3.1	4.0	180

NCAA Rank as of Jan. 7

THE SERIES

A-State leads 26-22

In Jonesboro 17-5

In Mobile 8-17

Neutral Sites 1-0

Trend South Alabama, W2

Last Game March 12, 2019

..... at South Alabama 75, A-State 67

More series information on page 4

FOLLOW THE RED WOLVES

Online AStateRedWolves.com

Twitter @AStateMB

Facebook /AStateMB

Instagram @AStateMB

Category	Overall	SBC	NCAA Rank
Scoring Off.	72.8	63.0	157
Scoring Def.	69.3	68.4	190
FG%	.468	.421	57
FG % Def.	.433	.431	228
3-PT %	.313	.293	265
3-PT % Def.	.338	.324	225
FT %	.747	.767	58
Reb./Game	33.3	31.6	297
Reb. Margin	-0.8	-5.8	235
TO Margin	+1.3	-0.6	136
Asts/Game	11.8	10.4	287
TO/Game	11.9	11.6	43
Stls/Game	7.4	6.4	109
Blks/Game	4.6	3.0	50

NCAA Rank as of Jan. 7

STORYLINES

The 2019-20 campaign marks the program's 92nd season with the Red Wolves amassing a 1,218-1,172 all-time record (.509) dating back to the inaugural 1926-27 season ... Eight players have combined for 52 double-figure scoring output games, 20 of which have been by a player coming off the bench ... A-State is 8-0 this season and is 30-4 under head coach Mike Balado, when scoring 65 points before its opponent ... Caleb Fields is the only Division I freshman (as of Jan. 7) to average at least 11.0 points (11.9), 3.0 rebounds (3.4), 3.0 assists (3.5) per game and fewer than 2.0 (1.8) turnovers per game (24 players, regardless of classification, average those numbers this season) ... A-State is 11-0 when shooting 40 percent or better and 10-1 when scoring 65 or more points this season ... A-State has nine games with 14 or more assists this season after having seven such games last season over 31 games played ... The Red Wolves are shooting 72.5 percent (121-167) at the charity stripe in SBC play, outscoring opponents 121-83 (7.6 PPG) ... Graduate transfer Jerry Johnson Jr. needs 14 points for 1,000 in his career spent at Fairfield, Chattanooga and Arkansas State.

ARKANSAS STATE PROJECTED LINEUP



0 CALEB FIELDS

FR | G | 6-0 | 185 | Lewisburg, Tenn.

PPG	RPG	APG	MPG
11.9	3.4	3.5	30.9

> Only Division I freshmen averaging at least 11.0 points, 3.0 rebounds, 3.0 assists and fewer than 2.0 turnovers per game
> Ranks top-40 nationally in free throws made (38th | 67) and free throw attempts (16th | 97)
> Double figures in 9 of 15 games

LAST GAME: 11 PTS, 5 REB, 8 AST, 4-9 FG, 1-1 3FG, 2-2 FT



4 J.J. MATTHEWS

rJR | F | 6-9 | 235 | Richmond, Va.

PPG	RPG	APG	MPG
9.6	4.4	1.6	21.9

> 18 points vs Georgia State were his most in an SBC outing
> Dished out career best seven assists against Idaho
> Second on team with 12 blocks, 5 of which have come in SBC play
> Only player to start every game

LAST GAME: 18 PTS, 7 REB, 1 AST, 2 BLK, 1 STL, 5-7 FG, 8-10 FT



11 MELO EGGLESTON

rSO | G | 6-8 | 200 | Suitland, Md.

PPG	RPG	APG	MPG
11.2	5.5	1.0	19.0

> Made first career start vs. Georgia State
> Registered first double-double with 16 pts and 10 rebs vs. Georgia State
> Became eligible on Dec. 18 against Louisiana due to NCAA transfer rules.

LAST GAME: 16 PTS, 10 REB, 0 AST, 0 STL, 4-10 FG, 1-3 3FG, 7-10 FT



12 CANBERK KUS

SR | G | 6-6 | 205 | Istanbul, Turkey

PPG	RPG	APG	MPG
11.5	4.9	2.0	26.6

> Posted 1st career double-double with 13 pts and 12 rebs vs Idaho
> Career high 18 pts against VMI
> Reached double figures in 10 of 15 games

LAST GAME: 6 PTS, 1 REB, 2 AST, 2-4 FG, 0-0 3FG, 2-2 FT



23 MARQUIS EATON


JR | G | 6-2 | 195 | Helena, Ark.

PPG	RPG	APG	MPG
9.8	3.6	2.6	30.2

> Season high 24 points in win over Louisiana
> Tied career high with 9 rebounds against Louisiana
> Had 18 points at Colorado State, 12 of which came in last six minutes of the game
> Career-high four steals at ULM

LAST GAME: 11 PTS, 1 REB, 2 AST, 2 STL, 3-7 FG, 0-3 3FG, 5-6 FT

Lineup based on last game



**RED WOLVES
AT A GLANCE**

RECORD
11-5

SUN BELT RECORD
3-2


LAST GAME
90-87, W
vs Georgia State

Head Coach




Mike Balado

Assistant Coach



Rick Cabrera

Assistant Coach



Casey Stanley

Assistant Coach



Mike Scutero

BY THE NUMBERS

PPG..... 89.3

Scoring Margin..... +0.3

FG%..... .441

3-PT FG%..... .341

FT%..... .709

APG..... 14.4

A/TO..... 1.1

Reb. Margin..... -1.0

TO Margin..... +2.1

SPG..... 7.3

BPG..... 3.1

0



CALEB FIELDS


G | Fr. | 6-0 | 190 | Lewsiburg, Tenn. | Aspire Academy

PPG	RPG	APG	FG%	MPG
11.9	3.4	3.5	.429	30.9
11.2	3.8	4.0	.394	32.4

Points: 22 at Colorado State | 11-20-19
Rebounds: 7 vs SFA | 11-30-19
Assists: 8 vs Georgia State | 1-6-20
Career vs South Alabama: N/A

Blocks: 1 at ULM | 12-21-19
Steals: 2, 5x, vs Georgia State | 1-6-20
Minutes: 38, 2x, at Tulsa | 12-7-19

1



JERRY JOHNSON JR.

G | Sr. | 6-2 | 225 | Memphis, Tenn. | Chattanooga

PPG	RPG	APG	FG%	MPG
8.7	1.8	1.5	.389	21.4
8.6	2.0	1.4	.294	22.0

Points: 22 vs Omaha | 12-3-19
Rebounds: 4, 3x, vs Texas State | 1-4-20
Assists: 4 at Colorado State | 11-20-19
Career vs South Alabama: N/A

Blocks:
Steals: 2, 2x, at Missouri State | 12-11-19
Minutes: 30 at Tulsa | 12-7-19

2



KOBE WILSON

G | So. | 6-2 | 180 | Palestine, Texas | Atascocita HS

PPG	RPG	APG	FG%	MPG
1.7	0.5	0.4	.222	8.1
0.0	0.5	0.0	.000	2.5

Points: 10 vs Harding | 12-29-18
Rebounds: 3 vs Evansville | 12-4-18
Assists: 3 vs Missouri State | 12-18-18
Career vs South Alabama: 2 GP, 8 PTS, 2-5 FG, 2-4 3FG, 2-3 FT, 0 REB, 0 AST, 1 TO, 0 BLK, 0 STL

Blocks: 1 vs Harding | 12-29-18
Steals: 4 vs Harding | 12-29-18
Minutes: 26 vs Evansville | 12-14-18

3



MALIK BREVARD

F | Sr. | 6-8 | 215 | Charlotte, N.C. | Palm Beach State College

PPG	RPG	APG	FG%	MPG
5.8	6.3	0.6	.656	21.2
4.6	4.6	0.4	.769	17.4

Points: 17 vs VMI | 11-4-19
Rebounds: 14 vs Idaho | 11-17-19
Assists: 4 vs Idaho | 11-17-19
Career vs South Alabama: 2 GP, 2 PTS, 1-5 FG, 0-0 3FG, 0-0 FT, 8 REB, 1 AST, 2 TO, 0 BLK, 1 STL

Blocks: 3 vs Harding | 12-29-18
Steals: 3, 2x, at Georgia State | 2-28-19
Minutes: 37 vs FAU | 12-14-18

4



J.J. MATTHEWS

F | rJr. | 6-9 | 235 | Richmond, Va. | Moberly Area CC

PPG	RPG	APG	FG%	MPG
9.6	4.4	1.6	.574	21.9
8.2	4.8	0.8	.667	22.0

Points: 19 vs Idaho | 11-17-19
Rebounds: 10 vs UAM | 11-6-19
Assists: 7 vs Idaho | 11-17-19
Career vs South Alabama: 2 GP, 10 PTS, 4-5 FG, 0-0 3FG, 2-4 FT, 6 REB, 1 AST, 3 TO, 2 BLK, 0 STL

Blocks: 2, 6x, vs Georgia State | 1-6-20
Steals: 3 vs UT Arlington | 2-16-19
Minutes: 34 vs Idaho | 11-17-19

5



CHRISTIAN WILLIS

G | rJr. | 6-1 | 190 | Belleville, Ill. | Christian Brothers College HS

PPG	RPG	APG	FG%	MPG
5.2	1.6	1.9	.459	22.1
3.6	1.0	1.6	.357	17.4

Points: 13, 2x, at Colorado State | 11-20-19
Rebounds: 6, 2x, at Colorado State | 11-20-19
Assists: 4, 2x, vs UC Davis | 11-15-19
Career vs South Alabama: 2 GP, 10 PTS, 5-11 FG, 0-1 3FG, 0-0 FT, 4 REB, 0 AST, 1 TO, 0 BLK, 0 STL

Blocks: 1, 3x, at Colorado State | 11-20-19
Steals: 3, 2x, vs Omaha | 12-3-19
Minutes: 32, 2x, vs Omaha | 12-3-19

11



MELO EGGLESTON


G | rSo. | 6-8 | 200 | Suitland, Md. | Wake Forest

PPG	RPG	APG	FG%	MPG
11.2	5.5	1.0	.429	19.0
11.0	5.8	0.6	.439	19.0

Points: 16 vs Georgia State | 1-6-20
Rebounds: 10 vs Georgia State | 1-6-20
Assists: 3 vs Freed-Hardeman | 12-28-19
Career vs South Alabama: N/A

Blocks: 2 vs Freed-Hardeman | 12-28-19
Steals: 2 vs UT Arlington | 1-2-20
Minutes: 27 vs Texas State | 1-4-20

12



CANBERK KUS

G | Sr. | 6-6 | 205 | Istanbul, Turkey | College of Central Florida

PPG	RPG	APG	FG%	MPG
11.5	4.9	2.0	.463	26.6
8.6	3.8	2.0	.361	22.6

Points: 18 vs VMI | 11-14-19
Rebounds: 12 vs Idaho | 11-17-19
Assists: 5 vs VMI | 11-14-19
Career vs South Alabama: 3 G, 4 PTS, 2-8 FG, 0-1 3FG, 0-0 FT, 4 REB, 3 AST, 1 TO, 0 BLK, 0 STL

Blocks: 4 vs Louisiana | 12-18-19
Steals: 4, 3x, vs Freed-Hardeman | 12-28-19
Minutes: 37 vs Idaho | 11-17-19

15



JAKE SCOGGINS

F | rJr. | 6-9 | 200 | Benton, Ark. | Benton HS

PPG	RPG	APG	FG%	MPG
0.7	0.3	0.0	.167	5.0
-	-	-	-	-

Points: 4, 3x, vs Culver-Stockton | 12-22-17
Rebounds: 4 at Grand Canyon | 11-16-18
Assists: 3 at Grand Canyon | 11-16-18
Career vs South Alabama: 1 GP, 0 PTS, 0-0 FG, 0-0 3FG, 0-2 FT, 1 AST, 1 TO, 0 BLK, 0 STL

Blocks: 1 at Appalachian State | 1-27-18
Steals: 2 vs Coastal Carolina | 2-24-18
Minutes: 20 at Grand Canyon | 11-16-18

23



MARQUIS EATON

G | rr. | 6-2 | 195 | Helena, Ark. | Jonesboro HS

PPG	RPG	APG	FG%	MPG
9.8	3.6	2.6	.322	30.2
11.4	3.8	2.2	.353	32.4

Points: 26 vs UT Arlington | 2-16-19
Rebounds: 9, 2x, vs Louisiana | 12-18-19
Assists: 8 vs Appalachian State | 1-24-19
Career vs South Alabama: 4 GP, 44 PTS, 16-45 FG, 2-13 3FG, 10-10 FT, 21 REB, 7 AST, 5 TO, 2 BLK, 2 STL

Blocks: 2 vs Louisiana | 3-9-19
Steals: 4 at ULM | 12-21-19
Minutes: 41 vs FAU | 12-14-18

32



ANTWON JACKSON

F | Fr. | 6-7 | 265 | Las Vegas, Nev. | Ed W. Clark HS

PPG	RPG	APG	FG%	MPG
2.8	2.9	0.5	.471	15.2
2.8	3.2	0.4	.400	13.8

Points: 8 vs Omaha | 12-3-19
Rebounds: 8 vs Louisiana | 12-18-19
Assists: 2, 2x, at Tulsa | 12-7-19
Career vs South Alabama: N/A

Blocks: 1, 7x, vs Texas State | 1-4-20
Steals: 3 at Ole Miss | 11-8-19
Minutes: 25 vs Louisiana | 12-18-19

SBC STAT RANKS

Scoring Off..... 11 / 7

Scoring Def..... 5 / 6

FG%..... 6 / 9

FG% Def..... 12 / 11

3-PT %..... 4 / 11

3-PT % Def..... 8 / 7

FT%..... 5 / 7

Rebs/Game..... 12 / 9

Reb. Margin..... 8 / 8

TO Margin..... 4 / 2

Asts/Game..... 2 / 7

All Games / SBC Only

LAST FIVE GAMES

#	Player	gp-gs	min	avg	fg-fga	fg%	3fg-fga	3fg%	ft-fa	ft%	off	def	tot	avg	pf	dq	a	to	blk	stl	pts	avg
11	Eggleston, Melo	5-1	110	22.0	21-48	.438	1-6	.167	24-33	.727	10	22	32	6.4	17	2	6	6	3	3	67	13.4
00	Fields, Caleb	5-2	151	30.2	13-32	.406	5-7	.714	22-31	.710	3	17	20	4.0	10	0	18	8	1	5	53	10.6
12	Kus, Canberk	5-4	110	22.0	18-41	.439	3-10	.300	10-13	.769	7	10	17	3.4	11	0	12	4	3	8	49	9.8
04	Matthews, J.J.	5-5	113	22.6	13-23	.565	0-0	.000	17-25	.680	9	16	25	5.0	13	1	3	7	6	4	43	8.6
23	Eaton, Marquis	5-5	147	29.4	14-45	.311	2-12	.167	10-13	.769	3	10	13	2.6	10	0	11	5	2	6	40	8.0
01	Johnson, Jerry	5-0	99	19.8	9-32	.281	5-20	.250	11-11	1.000	3	8	11	2.2	3	0	6	5	0	2	34	6.8
03	Brevard, Malik	5-4	104	20.8	12-16	.750	0-1	.000	4-9	.444	12	18	30	6.0	12	0	1	5	2	3	28	5.6
05	Willis, Christian	5-4	87	17.4	6-16	.375	3-7	.429	8-13	.615	0	6	6	1.2	8	0	10	8	0	3	23	4.6
32	Jackson, Antwon	5-0	58	11.6	3-11	.273	0-0	.000	6-7	.857	6	8	14	2.8	6	0	1	3	3	2	12	2.4
15	Scoggins, Jake	1-0	11	11.0	1-4	.250	0-0	.000	0-1	.000	1	0	1	1.0	2	0	0	0	0	1	2	2.0
02	Wilson, Kobe	2-0	10	5.0	2-6	.333	0-1	.000	0-0	.000	0	0	0	0.0	0	0	0	1	0	0	4	2.0
	Team										0	0	0									
	Total.....	5	1000		112-274	.409	19-64	.297	112-156	.718	54	115	169	33.8	92	3	68	52	20	37	355	71.0
	Opponents.....	5	1000		129-271	.476	33-85	.388	71-95	.747	37	137	174	34.8	116	-	85	72	8	22	362	72.4

ARKANSAS STATE BASKETBALL

NUMERICAL ROSTER

No.	Name	Pos.	Yr.	Ht.	Wt.	Hometown/Last School
0	Caleb Fields	G	Fr.	6-0	190	Lewisburg, Tenn./Aspire Academy
1	Jerry Johnson Jr.	G	Sr.	6-2	225	Memphis, Tenn./Chattanooga
2	Kobe Wilson	G	So.	6-2	180	Palestine, Texas/Atascocita HS
3	Malik Brevard	F	Sr.	6-8	210	Charlotte, N.C. /Palm Beach State College
4	J.J. Matthews	F	rJr.	6-9	235	Richmond, Va./Moberly Area CC
5	Christian Willis	G	rJr.	6-1	190	Belleville, Ill. /Christian Brothers College HS
10	Malcolm Farrington	G	Fr.	6-4	200	West Palm Beach, Fla./DME Academy
11	Melo Eggleston	G	rSo.	6-8	200	Suitland, Md./Wake Forest
12	Canberk Kus	G	Sr.	6-6	205	Istanbul, Turkey/College of Central Florida
15	Jake Scoggins	F	rJr.	6-9	220	Benton, Ark./Benton HS
20	J'Sebian Brown	G	Jr.	6-4	165	Jonesboro, Ark./Southwest Tennessee
21	Avery Felts	G	Fr.	6-2	185	Jonesboro, Ark./Westside HS
23	Marquis Eaton	G	Jr.	6-2	195	Helena, Ark./Jonesboro HS
32	Antwon Jackson	F	Fr.	6-7	265	Las Vegas, Nev./Ed W. Clark HS

ALPHABETICAL ROSTER

No.	Name	Pos.	Yr.	Ht.	Wt.	Hometown/Last School
3	Malik Brevard	F	Sr.	6-8	210	Charlotte, N.C./Palm Beach State College
20	J'Sebian Brown	G	Jr.	6-4	165	Jonesboro, Ark./Southwest Tennessee
23	Marquis Eaton	G	Jr.	6-2	195	Helena, Ark./Jonesboro HS
11	Melo Eggleston	G	rSo.	6-8	200	Suitland, Md./Wake Forest
10	Malcolm Farrington	G	Fr.	6-4	200	West Palm Beach, Fla./DME Academy
21	Avery Felts	G	Fr.	6-2	185	Jonesboro, Ark./Westside HS
0	Caleb Fields	G	Fr.	6-0	190	Lewisburg, Tenn./Aspire Academy
32	Antwon Jackson	F	Fr.	6-7	265	Las Vegas, Nev./Ed W. Clark HS
1	Jerry Johnson Jr.	G	Sr.	6-2	225	Memphis, Tenn./Chattanooga
12	Canberk Kus	G	Sr.	6-6	205	Istanbul, Turkey/College of Central Florida
4	J.J. Matthews	F	rJr.	6-9	235	Richmond, Va./Moberly Area CC
15	Jake Scoggins	F	rJr.	6-9	220	Benton, Ark./Benton HS
5	Christian Willis	G	rJr.	6-1	190	Belleville, Ill. /Christian Brothers College HS
2	Kobe Wilson	G	So.	6-2	180	Palestine, Texas/Atascocita HS

COACHING STAFF

Head Coach	Mike Balado
Assistant Coach	Rick Cabrera
Assistant Coach	Casey Stanley
Assistant Coach	Mike Scutero
Director of Basketball Ops	Hayden McClain
Strength & Conditioning	James Diaz
Athletic Trainer	Matt Kabay

PRONUNCIATION GUIDE

Malik Brevard	Bruh-var'd
J'Sebian Brown	Juh-say-be-in
Canberk Kus	Jhawn-bek Koo-sh
Mike Balado	Buh-lah-doh
Mike Scutero	Scoo-tear-oh

QUICK FACTS

THE UNIVERSITY

Location.....	Jonesboro, Ark.
Founded	1909
Enrollment	14,085
Colors	Scarlet & Black
Nickname	Red Wolves
Conference	Sun Belt
President	Dr. Charles Welch
Chancellor	Dr. Kelly Damphousse
Athletics Director	Terry Mohajir
Athletics Department Phone	870-972-3880
Ticket Office Phone	870-972-2781

BASKETBALL HISTORY

First Year of Basketball	1926-27
No. of Seasons	92
All-Time Record.....	1,218-1,172
Sun Belt Record.....	233-249
Record in First National Bank Arena	321-130
NCAA Tourney Years (Record)....	1 (0-1); Last 1999
NIT Years (Record).....	4 (4-4); Last 1991

2019-20 TEAM

Letterwinners Returning/Lost	7/6
Starters Returning/Lost	1/4
2018-19	13-19 (H: 10-4; A: 2-13; N: 1-2)
2018-19 Sun Belt Finish	7-11, 9th

MEDIA RELATIONS

Associate Director/MBB Contact:.....	Mark Taylor
E-Mail	martaylor@astate.edu
Office/Cell	870-972-3547 / 870-219-5705
Twitter	@AStateMB
Website	AStateRedWolves.com



SERIES HISTORY

Arkansas State leads 26-22

- ▶ A-State and South Alabama meet for the 49th time on Thursday.
- ▶ The home team took each game in the regular season meetings last year while the Jaguars also defeated A-State 75-67 in the Sun Belt Conference Tournament game played in Mobile.
- ▶ The Red Wolves edged South Alabama 66-65 in Jonesboro last season, but were dealt a 70-62 loss in the regular season encounter in Mobile.
- ▶ A-State is in its 29th season of play in the Sun Belt Conference with a record of 233-249. A-State is 153-93 (.620) at home and 80-156 (.339) on the road in SBC action.

SERIES RECORD

In Jonesboro:	17-5
In Mobile:	8-17
Neutral Sites:	1-0
Current Overall Streak:	South Alabama, W2
Longest A-State Win Streak:	5 games
Longest USA Win Streak:	5 games
Largest A-State Win:	25 (83-58) Jan. 6, 2005
Largest USA Win:	23 (58-81) Feb. 7, 2008

SERIES RESULTS

Date	Year	Score	Result
Dec. 30	2014	63-60 ^{OT}	aW
March 5	2015	76-81	hL
Jan. 2	2016	89-67	aW
Feb. 4	2016	79-73 ^{OT}	hW
Jan. 23	2017	74-62	hW
March 4	2017	70-73	aL
Feb. 10	2018	67-87	aL
Jan. 10	2019	66-65	hW
Feb. 7	2019	62-70	aL
March 12	2019	67-75	aL

TALE OF THE TAPE

A-State	Stats	USA
69.3	Points Per Game	72.8
69.1	Opp. Points Per Game	69.3
+0.3	Scoring Margin	+3.5
.441	Field Goal %	.468
.466	Opp. Field Goal %	.433
.341	3-Point FG %	.313
.347	Opp. 3-Point FG %	.338
.709	Free Throw %	.747
32.1	Rebounds Per Game	33.3
-1.0	Rebound Margin	-0.8
14.4	Assists Per Game	11.8
12.8	Turnovers Per Game	11.9
+2.1	Turnover Margin	+1.3
1.1	Assist/Turnover Ratio	1.0
7.3	Steals Per Game	7.4
3.1	Blocks Per Game	4.6

THE OPENING TIP

- ▶ A-State hits the road for a Sun Belt Conference test at South Alabama Thursday at 7:00 p.m. on ESPN+.
- ▶ The 2019-20 campaign marks the program's 92nd season with the Red Wolves amassing a 1,218-1,172 all-time record (.509) dating back to the inaugural 1926-27 season.

"LITTLE HELP FROM MY FRIENDS"

- ▶ A-State is averaging 14.4 assists per game, up from 11.3 assists per game last season. A-State has nine games with 14 or more assists this season after posting a combined 13 the last two seasons.
- ▶ The Red Wolves have 231 assists on 374 field goals thus far, good for an assist percentage of 61.8 percent. The 1987-88 team has the highest assist percentage in program history at 61.6 percent (570/925).
- ▶ Three games this season, A-State has logged 20 or more assists. Entering this season, A-State logged 20 or more assists in 11 of 282 games played since the 2010-11 season opener.
- ▶ A-State finished with a season-high 22 assists against Idaho while turning the ball over just seven times. It marked just the third time since the 2010-11 season opener that A-State had 20 or more assists and seven or fewer turnovers. The 22 assists are the most since the Red Wolves had 26 at Lamar on Nov. 30, 2013.
- ▶ A-State has a 1.1 assist to turnover ratio which would tie for the best dating back to the 1984-85 season when turnovers are available in yearly statistics. A-State has posted just eight seasons with a positive assist to turnover ratio since 1984-85 with the most recent coming in the 2013-14 season. In 10 of 11 wins this season, A-State has a 1.0 or better assist to turnover ratio. The Red Wolves had a 1.0 or better assist to turnover ratio in five games last season.

"EVEN FLOW"

- ▶ A-State has three players averaging double figures and five others are averaging five or more points. Nine players are logging an average of 15 or more minutes. This season, six different players have led the Red Wolves in scoring (including ties): Canberk Kus (4), Caleb Fields (3), Melo Eggleston (3), J.J. Matthews (3), Jerry Johnson Jr. (2) and Marquis Eaton (2). Last season, A-State had five different players led the team in scoring (including ties): Ty Cockfield (26), Marquis Eaton (3), Grantham Gillard (2), Tristin Walley (2) and Canberk Kus (1).
- ▶ Eight players have combined for 52 double-figure scoring outings. Kus leads the team with 11 while Caleb Fields (9), Jerry Johnson Jr. (8), J.J. Matthews (8), Marquis Eaton (7), Melo Eggleston (5), Christian Willis (2) and Malik Brevard (2) make up the 52 total double-figure outings. Of those 52 double-figure scoring outputs, 20 have come by a player coming off the bench.

"BIG SHOT"

- ▶ Heading into a contest at Missouri State on December 11, A-State was 7-2 overall and shooting 46.0 percent (220-478) from the field and 37.1 percent (53-143) beyond the arc. In the last seven games (4-3 record), A-State has shot 41.6 percent (154-370) from the floor and 29.2 percent (26-89) from 3-point range.
- ▶ A-State is 11-0 on the season shooting 40 percent or better from the floor, shooting 49.1 percent (293-597) overall, 37.2 percent (61-164) from 3-point range into its wins, but 32.3 percent (81-251) overall and 26.5 percent (18-68) beyond the arc in the five losses.
- ▶ On the season, A-State is shooting 47.9 percent (295-616) inside the arc, but in the last three games the Red Wolves are 39.8 percent (47-118). Prior to the UT Arlington game, A-State was averaging 32.0 points per game in the painted area. Over the last three games, A-State has 80 points in the paint (26.7 PPG)

"FREE FALLIN'"

- ▶ Per KenPom.com, A-State leads the country in free throw rate at 48.5. Free throw rate is the ratio of foul shots to field goal attempts, expressed as FTA/FGA. The Red Wolves are third nationally in free throw attempts this season (398) behind New Mexico (410) and Gonzaga (407). A-State is fifth in free throw makes with 282 behind Utah State (299), New Mexico (297), Hofstra (289) and Seattle (287). The Red Wolves are on pace for single-season school records for both free throws made and attempted.
- ▶ Freshman Caleb Fields ranks 35th nationally in free throws made (69) and 15th in free throw attempts (99). The 99 free throw attempts are the second-most by any freshmen in Division I this season while his 67 makes rank third. Per KenPom.com, Fields ranks ninth individually in free throw rate at 86.3. Anything over 50 is good, and 70 is excellent.
- ▶ Last season, Ty Cockfield set the record for free throws made in a season at 173, making an average of 5.4 per game. Cockfield was 69-of-84 (.821) at the charity stripe after 15 games played last season.
- ▶ Dating back to the 1992-93 season, only Brandon Reed (75-106 | 2009-10) and Brandon Peterson (67-106 | 2009-10) have more free throw makes or attempts by an A-State freshman.

"NOTHING AS IT SEEMS"

- ▶ This section of the game notes is reserved for useless information.
- ▶ A-State has scored in 2,390 consecutive games.
- ▶ The Red Wolves have hit a 3-pointer in 270 consecutive games. A-State has one 3-point make in three of those games; at Louisiana (March 3, 2018), at North Texas (Feb. 28, 2013) and at Louisville (Nov. 11, 2011)
- ▶ A-State is unbeaten when scoring more points than its opponent.
- ▶ A \$1 bill costs 5 cents to make.

LAST TIME OUT



Official Basketball Box Score - Game Totals - Final Statistics
Georgia St. vs Arkansas State
01/06/20 7:00 pm at Jonesboro, Ark. (FNB Arena)



Georgia St. 87 - 10-6, 3-2 SBC

#	Player	FG	FGA	FT	FTA	Rebounds	PF	TP	A	TO	Bk	SB	Min
25	Joe Jones III	3-5	0-0	2-2	0	3	3	4	8	0	1	0	17
01	Damon Wilson	7-13	3-7	2-3	0	8	8	2	19	1	2	0	36
02	Justin Roberts	4-11	0-3	1-2	3	2	5	4	9	7	1	0	26
11	Covey Allen	2-6	0-3	0-0	1	1	2	4	4	2	2	0	26
12	Kane Williams	3-7	1-2	6-6	2	0	2	5	13	4	2	0	22
00	Kavonte Ivery	6-8	1-2	0-0	1	2	3	13	2	0	0	2	14
10	Nelson Phillips	5-7	4-6	2-2	2	1	3	1	16	0	2	0	28
14	Chris Clerkley	0-0	0-0	0-0	0	0	0	2	0	0	0	0	4
20	Josh Linder	0-0	0-0	0-0	0	0	0	2	0	0	0	0	4
28	Jalen Thomas	2-5	0-0	1-2	2	4	6	2	5	0	1	0	23
Team						0	0	0					
Totals		32-62	9-23	14-17	11	21	32	29	87	16	12	0	200

FG % 1st Half: 20.33	60.6%	2nd half: 12.09	41.4%	Game: 32.62	51.6%	Deadball	Rebounds
SFG % 1st Half: 5.0	55.6%	2nd half: 4.14	28.6%	Game: 9.23	39.1%		2
FT % 1st Half: 7.7	100.0%	2nd half: 7.10	70.0%	Game: 14.17	82.4%		

Arkansas State 90 - 11-5, 3-2 SBC

#	Player	FG	FGA	FT	FTA	Rebounds	PF	TP	A	TO	Bk	SB	Min
04	Matthews, J.J.	5-7	0-0	8-10	4	3	7	1	18	1	1	2	31
00	Fields, Caleb	4-9	1-1	2-2	1	4	5	3	11	8	1	0	37
11	Eggleston, Melo	4-10	1-3	7-10	3	7	10	4	16	0	2	0	21
12	Kiss, Carbenk	2-4	0-0	2-2	1	0	1	1	6	2	0	0	19
23	Eaton, Marquis	3-7	0-3	5-6	0	1	1	1	11	2	2	1	27
01	Johnson, Jerry	2-6	2-6	5-5	1	1	2	0	11	2	1	0	22
03	Brevard, Malik	3-4	0-0	2-3	2	2	4	1	8	0	0	1	20
05	Willis, Christian	2-4	2-4	3-4	0	1	1	3	9	1	2	0	17
32	Jackson, Antwon	0-1	0-0	0-0	0	1	1	1	0	0	0	0	6
Team													
Totals		25-52	6-17	34-42	12	20	32	15	90	16	9	4	200

FG % 1st Half: 9.27	33.3%	2nd half: 16.25	64.0%	Game: 25.62	48.1%	Deadball	Rebounds
SFG % 1st Half: 2.10	20.0%	2nd half: 4.7	57.1%	Game: 6.17	35.3%		
FT % 1st Half: 21.09	91.3%	2nd half: 13.19	88.4%	Game: 34-42	81.0%		

Officials: Tucson Giff, WB Howard, Randy Heemaman
Technical fouls: Georgia St.-Jalen Thomas, Arkansas State-Eggleston, Melo.
Attendance: 1105

Score by periods	1st	2nd	Total
Georgia St.	52	35	87
Arkansas State	41	49	90

Last FG - GSU by 2nd 00:00; ASU by 2nd 00:00.
Largest lead - GSU by 2-19 19:39; ASU by 9-16 11:30.
GSU led for 27:06; ASU led for 06:56. Game was tied for 03:58.

Score tied - 6 times.
Lead changed - 3 times.

ABOUT THE GAME

A-State had five players score in double figures, and senior guard Jerry Johnson completed a four-point play with 30 seconds remaining to help the Red Wolves rally from a 14-point second-half deficit to defeat Georgia State 90-87 in Sun Belt action Monday night at First National Bank Arena.

A-State (11-5, 3-2) was led by J.J. Matthews with a team-high 18 points, while Melo Eggleston collected his first double-double of the year with 16 points and 10 rebounds – both season highs.

Johnson, Caleb Fields and Marquis Eaton all added 11 points each for Arkansas State, which limited Georgia State (10-6, 3-2) to a 41.4 second-half field goal percentage after the Panthers had shot 60.6 percent in the opening half to take a 52-41 lead at the break.

The Red Wolves also increased their shooting percentage from 33.3 percent in the first half to 64.0 in the second, while finishing the game 34-of-42 at the free throw line as well. While A-State ended the outing with a .481 mark from the field in comparison to the Georgia State's .516, it committed just nine turnovers and had five players post a double-digits point total for just the second time this season.

"I am so proud of this team and their resilience and fight," said A-State head coach Mike Balado. "In the second half we clamped down defensively and shot the ball much better ourselves. I think our 16 assists to nine turnovers, being patient offensively and guys just being confident when the game was on the line were keys to winning the game."

"OFF HE GOES"

- The four freshmen on the roster this season are the most for an A-State squad since 2016-17 season.
- Caleb Fields (Lewisburg, Tenn./Aspire Academy), Malcolm Farrington (West Palm Beach, Fla./DME Academy), Avery Felts (Jonesboro, Ark./Westside HS) and Antwon Jackson (Las Vegas, Nev./Ed W. Clark HS).
- Graduate transfer Jerry Johnson Jr. (Chattanooga) was immediately eligible at the start of the season while redshirt-sophomore Melo Eggleston (Wake Forest) became eligible to play on Dec. 18 against Louisiana. Johnson scored 10 points over his first four appearances, but has since reached double figures in eight of his last 11 games. Eggleston has scored double figures in each of the last five games, leading the team in scoring against ULM, UT Arlington and Texas State.
- Fields is averaging 11.9 points per game on 42.9 percent (48-112) shooting and is 13-of-32 (.406) from 3-point range. Only six freshmen at A-State have averaged 10 or more points in their freshman season: Jerry Rook (1961-62) 19.8, John Dickson (1963-64) 15.5, Brandon Reed (2009-10) 15.1, John Belcher (1968-69) 12.5, Ryan Wedel (2006-07) 10.7) and Mike Burk (1964-65) 10.2.
- Fields is the only Division I freshman averaging at least 11.0 points (11.9), 3.0 rebounds (3.4), 3.0 assists (3.5) per game and fewer than 2.0 (1.9) turnovers per game. Only 24 players nationally, regardless of classification, average those numbers this season. Since the 2007-08 season, only 12 freshmen have finished a season with such numbers. No A-State freshman has averaged those numbers since at least the 1992-93 season and no Sun Belt Conference freshmen has finished a season with those figures.

"I CALL YOUR NAME"

- Coming off the bench, A-State players have responded this season. The Red Wolves are 11-3 this year when the bench is responsible for 15 or more points. A-State had a season-high 46 points from its bench in the win over Omaha.
- Players off the bench are averaging a combined 26.4 points per game on 41.9 percent (131-313) shooting, including 38.4 percent (43-112) beyond the arc. The Red Wolves opponents bench is averaging 20.2 points.

"START ME UP"

- On the season, A-State has scored 1109 points and allowed 1105 points, but the Red Wolves are minus-55 in the first half (3.4 PPG) and plus-59 (3.7 PPG) in the second half. In league play, A-State has been outscored 356-350 overall, but 194-159 (7.0 PPG) in the first half.
- A-State was 12-4 when leading at halftime, but 1-15 when tied or trailing at the break last season. This season, the Red Wolves are 6-0 when leading at half and 5-5 when trailing.
- Dating back to the beginning of the 2017-18 season, A-State is 26-5 when holding a halftime lead, but 10-39 when tied or trailing at the midway point.

"DON'T STOP BELIEVING"

- Six of the Red Wolves 11 wins have come despite trailing by eight or more points in the game.
- A-State closed the Red Wolves classic with an 82-68 win over Idaho, but trailed the Vandals by 14 with 8:18 to play in the first half. The Red Wolves erased a 17-point deficit with 16:22 to play in the second half in the road win against Colorado State. Against Omaha, A-State trailed by 13 with 3:09 to play in the first half before coming back for a 5-point victory. The Red Wolves faced an early nine point deficit at Tulsa before roaring back with a 15-0 run to take a lead it did not surrender in the 66-63 win. A-State trailed by 14, 55-41, with 19:39 to play against Georgia State before coming back for a 90-87 victory.
- The Red Wolves overcame two double-digit deficits last season, 18 versus Appalachian State and 14 against Little Rock. A-State has a total of 19 wins when trailing by double-digits since the 2014-15 season.

"FUTURE DAYS"

- Head Coach Mike Balado and staff signed three players in the early signing period.
- **Caleb London | G | 6-4 | 190 | Memphis, Tenn. | Conway (Ark.) HS**
Ranked the sixth-best prospect in the state of Arkansas, London averaged 14.6 points, 4.7 rebounds and 2.1 assists in his junior season at Conway (Ark.) High School. He led the team to an overall record of 20-8 and a state tournament appearance. The past two summers, he has competed on the Nike EYBL travel team circuit with Woodz Elite, the premier AAU team in Arkansas. He averaged 6.7 points, 4.1 rebounds and 1.9 assists as part of the Woodz Elite 17U team that earned an invitation to the Nike Peach Jam. In 2018, his 16U team won the Peach Jam title.
- **Indrek Sunelik | G | 6-7 | 185 | Tallinn, Estonia | Northwest Florida State College**
Sunelik is currently playing as a freshman for Northwest Florida State College, one of the premier junior colleges in the country. After 17 games played, he has averages of 6.3 points, 2.1 rebounds and 0.6 assists per game for the 12-5 squad. Last year as a senior in high school, he averaged 24.5 points, 8.3 rebounds and 3.6 assists per game at The Nation Christian Academy in Port St. Lucie, Fla. He set the school record with 12 3-pointers made in a single game, on his way to a 43-point outing against perennial national powerhouse The Patrick School.
- **Markise Davis | G/F | 6-8 | 195 | Oxford, Ala. | Wallace State CC**
Davis was selected to the All-American JUCO camp this past summer and solidified his spot as one of the top junior college prospects ahead of his sophomore season. Through 12 games this season, Davis is averaging 9.6 points, 7.0 rebounds and 1.5 assists per game while shooting 41 percent from the floor.

ARKANSAS STATE BASKETBALL

HEAD COACH MIKE BALADO

Arkansas State University Director of Athletics Terry Mohajir announced the appointment of Mike Balado as the 16th head coach of the A-State men's basketball program on March 20, 2017.

Balado came to Arkansas State after spending more than 15 seasons as an assistant coach, his last stop covering four seasons at the University of Louisville.

In his first two seasons at the helm, Balado has led the Red Wolves to a 24-40 record. With an up-tempo style of offense, A-State has top-five marks in single-season 3-pointers made, including 237 in 2018-19. The Red Wolves finished last season ranked second in the league in rebounding at 37.8 per game. A-State now has three-straight road wins at Little Rock for the first time since the 2005-07 seasons.

His first signing class, consisting of Ty Cockfield, Tristin Walley and Grantham Gillard, played a vital role on the floor. Cockfield set the single-season program record for scoring (716) and free throws made (173) and was a second team all-conference pick.

During Balado's four seasons working at Louisville, the Cardinals posted a 106-32 overall record for a .768 winning percentage. In the 2016-17 campaign, he helped lead Louisville to a 25-9 record and a No. 2 seed in the Midwest Regional of the NCAA Tournament.

Prior to joining the Louisville staff, Balado was an assistant coach for Richard Pitino at Florida International University. During that 2012-13 season, he helped the Panthers to an 18-14 record, their first winning season in 13 years and fourth-highest win total in school history.

BALADO VS OPPONENTS

Abilene Christian	1-1	Lehigh	0-1
Appalachian State	3-0	Little Rock	3-1
Arkansas-Monticello	1-0	Louisiana	2-3
Cleveland State	0-1	Minnesota	0-1
Coastal Carolina	0-3	Missouri Baptist	1-0
Colorado State	1-0	Missouri State	1-1
Culver-Stockton	1-0	Ole Miss	0-1
Eastern Illinois	0-1	Omaha	1-1
Eastern Michigan	0-1	South Alabama	1-3
Evansville	1-1	Stephen F. Austin	0-1
FAU	2-0	Syracuse	0-1
Freed-Hardeman	1-0	Texas State	0-4
Gardner-Webb	1-0	Troy	0-3
Georgia Southern	1-2	Tulsa	1-0
Georgia State	1-3	ULM	4-2
Grand Canyon	0-1	UC Davis	1-0
Harding	1-0	UNC-Wilmington	0-1
Indiana	0-1	UT Arlington	1-3
Henderson State	1-0	UT Martin	0-1
Howard	1-0	VMI	1-0
Idaho	1-0	Wichita State	0-1
Indiana	0-1		

SUN BELT CONFERENCE STANDINGS *(As of Games Played Jan. 6)*

	Conference			Overall									
	W	L	PCT	W	L	PCT	PF	PA	H	A	N	T25	STRK
Little Rock	5	0	1.000	11	5	.688	1127	1077	7-1	4-4	0-0	0-1	W6
Arkansas State	3	2	.600	11	5	.688	1109	1105	8-3	3-2	0-0	0-0	W1
Coastal Carolina	3	2	.600	10	6	.625	1300	1164	7-5	3-1	0-2	0-1	W2
Georgia State	3	2	.600	10	6	.625	1270	1145	6-0	3-6	1-0	0-1	L2
Appalachian State	3	2	.600	9	7	.563	1110	1038	5-2	3-4	1-1	0-0	L1
Georgia Southern	3	2	.600	9	7	.563	1232	1172	6-0	2-6	1-1	0-1	L2
South Alabama	2	3	.400	9	7	.563	1165	1109	5-3	2-3	2-1	0-1	W1
Louisiana	2	3	.400	7	9	.438	1176	1192	5-3	1-5	1-1	0-0	W2
ULM	2	3	.400	6	8	.429	901	909	6-3	0-5	0-0	0-1	L1
Troy	2	3	.400	6	10	.375	1120	1120	4-3	2-7	0-0	0-0	W1
Texas State	1	4	.200	8	8	.500	1161	1037	6-2	2-6	0-0	0-1	L1
UT Arlington	1	4	.200	5	11	.313	1126	1111	3-3	2-7	0-1	0-2	L2

SUN BELT PLAYER OF THE WEEK

November 12	Josh Ajayi - South Alabama
November 19	Markquis Nowell - Little Rock
November 26	Elijah McCadden - Georgia Southern
December 3	Markquis Nowell - Little Rock
December 9	DeVante Jones - Coastal Carolina
December 16	Nijal Pearson - Texas State
December 23	Justin Forrest - Appalachian State
December 30	Ike Smith - Georgia Southern
January 4	Kamani Johnson - Little Rock
	Michael Ertel - ULM

2019-20 PRESEASON ALL-CONFERENCE

First Team

Quan Jackson	Georgia Southern	G	rJr.
Josh Ajayi	South Alabama	F	rSr.
Trhae Mitchell	South Alabama	F	rSr.
Brian Warren	UT Arlington	G	Sr.
Nijal Pearson	Texas State	G	Sr.












Second Team

Justin Forrest	Appalachian State	G	Jr.
DeVante Jones	Coastal Carolina	G	So.
Ike Smith	Georgia Southern	G	rSr.
Kane Williams	Georgia State	G	Jr.
Michael Ertel	ULM	G	Jr.

Third Team

Isaac Johnson	Appalachian State	F	Sr.
Isaiah Crawley	Georgia Southern	F	Sr.
Cedric Russell	Louisiana	G	Jr.
JD Williams	ULM	G	Sr.
Don Coleman	South Alabama	G	rSr.

SUN BELT CONFERENCE COMPOSITE SCHEDULE

	A-STATE	LR	APP	CCU	GS	GSU	LA	ULM	USA	TROY	UTA	TXST
	---	Feb. 8 Feb. 22	Jan. 16 Jan. 30	Jan. 18 Feb. 1	Mar. 3	87-90, L	67-79, L Feb. 27	59-62, L Feb. 19	Jan. 9 Jan. 23	Jan. 11 Jan. 25	73-52, W Feb. 13	70-67, W Feb. 15
	Feb. 8 Feb. 22	---	Jan. 18 Feb. 1	Jan. 16 Jan. 30	73-79, L	Mar. 3	66-69, L Feb. 29	72-73, L Feb. 27	Jan. 11 Jan. 25	Jan. 9 Jan. 23	89-92, L Feb. 15	68-72, L Feb. 13
	Jan. 16 Jan. 30	Jan. 18 Feb. 1	---	---	72-74, L Feb. 15	69-60, W Feb. 13	81-73, W	Mar. 3	71-81, L Feb. 20	65-70, L Feb. 22	Jan. 9 Feb. 6	Jan. 11 Feb. 8
	Jan. 18 Feb. 1	Jan. 16 Jan. 30	---	---	70-67, W Feb. 13	72-74, L Feb. 15	Mar. 3	64-93, L	69-81, L Feb. 22	77-59, W Feb. 20	Jan. 11 Feb. 8	Jan. 9 Feb. 6
	Mar. 3	79-73, W	74-72, W Feb. 15	67-70, L Feb. 13	---	Jan. 25 Feb. 29	Jan. 11 Feb. 8	Jan. 9 Feb. 6	Jan. 18 Feb. 1	Jan. 16 Jan. 30	74-77, L Feb. 22	64-67, L Feb. 20
	90-87, W	Mar. 3	60-69, L Feb. 13	74-72, W Feb. 15	Jan. 25 Feb. 29	---	Jan. 9 Feb. 6	Jan. 11 Feb. 8	Jan. 16 Jan. 30	Jan. 18 Feb. 1	77-83, L Feb. 20	69-81, L Feb. 22
	79-67, W Feb. 27	69-66, W Feb. 29	73-81, L	Mar. 3	Jan. 11 Feb. 8	Jan. 9 Feb. 6	---	Jan. 25 Feb. 22	Jan. 9 Feb. 8	60-57, W Feb. 22	62-79, L Feb. 15	Jan. 16 Jan. 30
	Jan. 9 Jan. 23	Jan. 11 Jan. 25	81-71, W Feb. 20	81-69, W Feb. 22	Jan. 18 Feb. 1	Jan. 16 Jan. 30	57-60, L Feb. 13	69-49, W Feb. 15	---	Feb. 7 Feb. 29	54-66, L Feb. 1	Mar. 3
	Jan. 11 Jan. 25	Jan. 9 Jan. 23	70-65, W Feb. 22	59-77, L Feb. 20	Jan. 16 Jan. 30	Feb. 1	79-62, W Feb. 15	79-63, W Feb. 13	Feb. 7 Feb. 29	---	Mar. 3	63-71, L Feb. 28
	52-73, L Feb. 13	92-89, W Feb. 15	Jan. 9 Feb. 6	Jan. 11 Feb. 8	77-74, W Feb. 22	Feb. 20	Jan. 16 Jan. 30	Jan. 11 Feb. 1	66-54, W	Mar. 3	---	Jan. 25 Feb. 28
	67-70, L Feb. 15	72-68, W Feb. 13	Jan. 11 Feb. 8	Jan. 9 Feb. 6	67-64, W Feb. 20	81-69, W Feb. 22	Jan. 18 Feb. 1	Jan. 16 Jan. 30	Mar. 3	71-63, W	Jan. 25 Feb. 28	---
+/-	-1	+2	0	0	+1	+1	-1	-2	0	0	0	0

BOLD in each cell indicates home game for team in column header. Shading reflects single game against opponent | **Red** indicates road wins
Bottom row equals total of +1/-1 where +1 is gained for road win and -1 when losing at home
APP - Appalachian State; A-State - Arkansas State; CCU - Coastal Carolina; GASO - Georgia Southern; GSU - Georgia State; LR - Little Rock;
ULL - Louisiana; USA - South Alabama; UTA - UT Arlington; TXST - Texas State

ARKANSAS STATE BASKETBALL

STATISTICAL TRENDS

	19-20	Balado Era
At Home	8-3	25-14
On Road	3-2	9-28
When winning opening tipoff	8-3	16-20
When losing opening tipoff	3-2	19-25
When scoring first	6-3	18-19
When scoring second	5-2	16-25
When 3 or more players score 10+	5-2	15-14
When 4 or more players score 10+	5-1	16-9
In November	5-2	9-11
In December	5-1	13-8
In January	1-2	6-12
In February	-	5-9
In March	-	2-5
Leading at halftime	6-0	25-7
Trailing at halftime	5-5	9-34
Tied at halftime	-	1-4
Leading with 5:00 remaining	8-0	28-4
Trailing with 5:00 remaining	3-5	6-40
Tied with 5:00 remaining	-	1-1
Shooting higher FG% than opp.	6-0	23-5
Shooting lower FG% than opp.	4-5	11-38
Shooting same FG% as opp.	1-0	1-2
Shooting 50% or better	5-0	18-4
Shooting 40-49%	6-0	15-18
Shooting 30-39%	0-5	1-22
Shooting less than 30%	-	1-1
Shooting higher 3PT% than opp.	6-1	24-11
Shooting lower 3PT% than opp.	5-4	11-33
Shooting same 3PT% than opp.	-	0-1
Make more 3-pointers than opp.	3-0	16-15
Make fewer 3-pointers than opp.	5-4	14-24
Make same number 3-pointers	3-1	5-6
Shoot higher FT% than opp.	6-3	20-23
Shoot lower FT% than opp.	5-2	15-22
Shoot same FT% as opp.	-	0-0
Shoot more FT than opp.	8-3	24-13
Shoot fewer FT than opp.	3-2	10-32
Shoot same number FT opp.	-	1-0
Out-rebound opp.	6-0	22-14
Being out-rebound by opp.	3-4	10-29
Same number of rebounds	2-1	3-2
Record more assists	6-0	21-5
Record fewer assists	4-4	11-38
Record same number assists	1-1	2-2
Commit fewer turnovers than opp.	9-2	19-17
Commit more turnovers than opp.	0-3	11-25
Commit same turnovers as opp.	2-0	5-3
Scoring 85 points or more	1-0	10-3
Scoring 75-84 points	6-0	15-9
Scoring 65-74 points	3-1	8-15
Scoring 64 points or fewer	1-4	2-18
Allowing 85 points or more	1-0	3-15
Allowing 75-84 points	2-2	11-21
Allowing 65-74 points	4-3	11-7
Allowing 64 points or fewer	4-0	10-1
Bench outscores opp.	8-1	21-21
Bench outscored by opp.	3-4	13-23
Bench points equal	-	0-1
More points in paint than opp.	8-0	22-12
Fewer points in paint than opp.	2-5	12-31
Points in paint equal	1-0	1-2
More second chance points than opp.	5-2	19-20
Fewer second chance points than opp.	3-2	13-22
Second chance points equal	2-2	3-6
More fast break points than opp.	9-3	23-14
Fewer fast break points than opp.	2-2	9-24
Fast break points equal	-	3-5
White uniforms	7-3	24-15
Black uniforms	1-1	7-21
Red uniforms	3-1	4-9
Monday	1-0	4-0
Tuesday	1-0	3-4
Wednesday	3-1	3-3
Thursday	1-1	6-12
Friday	1-1	4-6
Saturday	3-2	13-18
Sunday	1-0	2-1
Games Decided By....		
0-5 Points or OT	5-1	16-10
6-10 Points	-	5-9
11-15 Points	5-0	10-12
16-19 Points	1-1	1-4
20+ Points	0-3	3-10

2019-20 MARGIN OF VICTORY/DEFEAT

Margin	1	2	3	4	5	6	7	8	9	10	11-14	15-19	20-24	25-29	30-34	35+
Victory	-	1	3	-	1	-	-	-	-	-	4	2	-	-	-	-
Defeat	-	-	1	-	-	-	-	-	-	-	-	1	2	1	-	-

MARGIN OF VICTORY/DEFEAT SINCE 1991-92 (SUN BELT ERA)

Margin	1	2	3	4	5	6	7	8	9	10	11-14	15-19	20-24	25-29	30-34	35+
Victory	25	30	28	18	23	19	16	23	19	17	73	49	25	25	12	22
Defeat	21	21	33	25	22	30	28	20	21	20	61	56	39	14	11	6

Most First Half Points

A-State	42	vs FHU 12-28-19
Opponent	52	by Georgia St. 1-6-20

Most Second Half Points

A-State	53	vs Omaha 12-3-19
Opponent	46	by SFA 11-30-19

Fewest First Half Points

A-State	16	at Mo. State 12-11-19
Opponent	22	by UAM 11-6-19

Fewest Second Half Points

A-State	24	at Ole Miss 11-8-19
Opponent	25	by Idaho 11-17-19

Largest Halftime Lead

A-State	11	vs VMI 11-14-19
Opponent	20	by Ole Miss 11-8-19

Largest Margin of Victory

A-State	16	vs UAM 11-6-19
Opponent	28	by Ole Miss 11-8-19

PLAYER MILESTONES

Points Leader	SEA	CAR	10+ Points	SEA	CAR	3-Point Plays	SEA	CAR
Canberk Kus	4	4	Canberk Kus	11	16	J.J. Matthews	5	11
Caleb Fields	3	3	Caleb Fields	9	9	Caleb Fields	5	5
Melo Eggleston	3	3	J.J. Matthews	8	10	Marquis Eaton	3	9
J.J. Matthews	3	3	Jerry Johnson Jr.	8	8	Christian Willis	2	3
Marquis Eaton	2	5	Marquis Eaton	7	30	Antwon Jackson	2	2
Jerry Johnson Jr.	2	2	Melo Eggleston	5	5	Canberk Kus	2	2
			Christian Willis	2	5	Malik Brevard	2	2
Rebounds Leader	SEA	CAR	Malik Brevard	2	4	Jerry Johnson Jr.	1	1
Malik Brevard	8	15	Kobe Wilson	-	1	Kobe Wilson	-	1
Marquis Eaton	3	3						
Melo Eggleston	2	2	20+ Points	SEA	CAR	4-Point Plays	SEA	CAR
J.J. Matthews	1	2	Marquis Eaton	2	5	Jerry Johnson Jr.	1	1
Canberk Kus	1	2	Caleb Fields	1	1	Marquis Eaton	-	1
Melo Eggleston	1	1	Jerry Johnson Jr.	1	1			
Antwon Jackson	1	1	10+ Rebounds	SEA	CAR	Triple-Doubles	SEA	CAR
Christian Willis	1	1	Malik Brevard	4	7		-	-
Assists Leader	SEA	CAR	J.J. Matthews	1	1	Double-Doubles	SEA	CAR
Caleb Fields	8	8	Canberk Kus	1	1	Malik Brevard	2	4
Marquis Eaton	4	28				Melo Eggleston	1	1
Christian Willis	4	5	15+ Rebounds	SEA	CAR	J.J. Matthews	1	1
Canberk Kus	3	4		-	-	Canberk Kus	1	1
Jerry Johnson Jr.	2	2	10+ Assists	SEA	CAR			
J.J. Matthews	1	2		-	-			
Jake Scoggins	-	1						
*Leaders include ties								
Dunks	SEA	CAR						
Canberk Kus	8	9						
Malik Brevard	3	12						
Melo Eggleston	3	3						
J.J. Matthews	3	3						
Marquis Eaton	-	2						

ARKANSAS STATE BASKETBALL

THE LAST TIME

A TEAM SCORED 100+ POINTS IN A GAME

A-State 100 vs Central Baptist (W, 100-57) | 11-14-16
Opponent 114 by Little Rock (W, 116-114 4 OT) | 3-14-14

A TEAM SCORED 50 OR FEWER POINTS IN A GAME

A-State 43 at Ole Miss (L, 43-71) | 11-8-19
Opponent 45 by ULM (W, 76-45) | 1-2-17

A TEAM SCORED 90+ POINTS IN FIRST NATIONAL BANK ARENA

A-State 90 vs Georgia State (W, 90-87) | 1-6-20
Opponent 90 by Louisiana (L, 87-90^{OT}) | 3-9-19

A TEAM SCORED 60 OR FEWER POINTS IN FIRST NATIONAL BANK ARENA

A-State 52 vs UT Arlington (L, 52-73) | 1-2-20
Opponent 56 by VMI (W, 71-56) | 11-14-19

A TEAM SCORED 90 POINTS IN A LOSS

A-State 93 at Jacksonville (L, 93-101) | 1-22-96
Opponent 114 by Little Rock (W, 116-114 4OT) | 3-14-14

A TEAM SCORED 60 OR FEWER POINTS IN A VICTORY

A-State 60 at Army (W, 60-57) | 11-19-16
Opponent 60 by Georgia State (L, 54-60) | 1-19-15

A TEAM HAD 5+ PLAYERS SCORE IN DOUBLE FIGURES

A-State Matthews (18), Eggleston (16), Fields (11), Eaton (11), Johnson Jr. (11)
..... vs Georgia State | 1-6-20
Opponent
..... by Colorado State | 11-20-19

A TEAM WON A GAME BY 25+ POINTS

A-State 25 vs Harding | 12-29-18
Opponent 28 by Ole Miss | 11-8-19

A TEAM WON A GAME BY 50+ POINTS

A-State 81 vs Central Baptist (W, 120-39) | 12-28-10
Opponent 52 by Saint Louis (L, 38-90) | 1947

A TEAM WON AN OVERTIME GAME

A-State 82-81 vs Appalachian State | 1-24-19
Opponent 87-90 by Louisiana | 3-9-19

A TEAM WON A 2+ OVERTIME GAME

A-State 75-71 (2OT) | 12-14-18
Opponent 70-73 (OT) by ULM | 3-8-17

A TEAM SHOT 60% FG IN A GAME

A-State 60.0% (27-45) at ULM | 2-16-13
Opponent 60.8% (31-51) by Georgia Southern | 3-2-19

A TEAM SHOT 30% OR WORSE FG IN A GAME

A-State 28.3% (15-53) vs Stephen F. Austin | 11-30-19
Opponent 28.9% (24-83) by FAU | 12-14-18

A TEAM MADE 13+ 3-POINT FG IN A GAME

A-State 13 (13-20) at Colorado State | 11-20-19
Opponent 14 (14-30) by Georgia State | 2-28-19

A TEAM DID NOT MAKE A 3-POINT FG IN A GAME

A-State vs North Texas (0-8) | 2-24-11
Opponent by Florida Atlantic (0-10) | 1-26-13

A TEAM SHOT 60% 3-POINT FG IN A GAME (Min 10 Att)

A-State 65.0% (13-20) at Colorado State | 11-20-19
Opponent 60.0 (9-15) by Texas State | 1-23-16

A TEAM MADE 30+ FREE THROWS IN A GAME

A-State 34 (34-42) vs Georgia State | 1-6-20
Opponent 30 (30-38) by Chattanooga | 11-20-16

A TEAM MADE 5 OR FEWER FREE THROWS IN A GAME

A-State 5 (5-8) at Coastal Carolina | 1-25-18
Opponent 4 (4-7) by UT Arlington | 1-2-20

A TEAM ATTEMPTED 40+ FREE THROWS IN A GAME

A-State 42 vs Georgia State | 1-6-20
Opponent 42 by North Dakota State | 11-11-16

A TEAM SHOT 90% OR BETTER FREE THROWS IN A GAME

A-State 100% (23-23) vs Louisiana | 3-9-19
Opponent 93.3% (14-15) by Omaha | 12-13-17

A TEAM SHOT 40% OR WORSE FREE THROWS IN A GAME

A-State 35.3% (6-17) vs UAM | 11-6-19
Opponent 38.5% (5-13) by Georgia Southern | 1-4-18

A TEAM HAD 20+ OFFENSIVE REBOUNDS IN A GAME

A-State 23 vs FAU | 12-14-18
Opponent 23 by FAU | 12-14-18

A TEAM HAD 5 OR FEWER OFFENSIVE REBOUNDS IN A GAME

A-State 5 at Tulsa | 12-7-19
Opponent 5 by ULM | 12-21-19

A TEAM HAD 30+ DEFENSIVE REBOUNDS IN A GAME

A-State 30 vs Appalachian State | 1-24-19
Opponent 34 by UT Arlington | 1-2-20

A TEAM HAD 50+ TOTAL REBOUNDS IN A GAME

A-State 59 vs FAU | 12-14-18
Opponent 61 by FAU | 12-14-18

A TEAM HAD 25 OR FEWER TOTAL REBOUNDS IN A GAME

A-State 21 at Missouri State | 12-11-19
Opponent 24 by UC Davis | 11-15-19

A TEAM OUT-REBOUNDED ITS OPPONENT BY 15+

A-State 20 (46-26) at Louisiana | 1-3-19
Opponent 21 (55-34) by Coastal Carolina | 1-25-18

A TEAM HAD 20+ ASSISTS IN A GAME

A-State 22 vs Idaho | 11-17-19
Opponent 27 by UT Arlington | 1-2-20

A TEAM HAD 7 OR FEWER ASSISTS IN A GAME

A-State 4 at Missouri State | 12-11-19
Opponent 6 by Louisiana | 12-18-19

A TEAM COMMITTED 20+ TURNOVERS IN A GAME

A-State 20 vs Stephen F. Austin | 11-30-19
Opponent 23 by UC Davis | 11-15-19

A TEAM COMMITTED 6 OR FEWER TURNOVERS IN A GAME

A-State 6 vs ULM | 3-7-19
Opponent 6 by Texas State | 2-14-19

A TEAM HAD 15+ STEALS IN A GAME

A-State 16 vs Harding | 12-29-18
Opponent 15 by Eastern Michigan | 11-16-17

A TEAM DID NOT HAVE A STEAL IN A GAME

A-State vs Appalachian State | 2-4-17
Opponent by Florida Atlantic | 1-26-13

A TEAM HAD 8+ BLOCKS IN A GAME

A-State 8 vs UT Arlington | 2-16-19
Opponent 8 by Louisiana | 3-9-19

A TEAM DID NOT BLOCK A SHOT IN A GAME

A-State at ULM | 3-3-18
Opponent by Georgia State | 1-6-20

A TEAM COMMITTED 30+ FOULS IN A GAME

A-State 30 at Grand Canyon | 11-16-18
Opponent 30 by Louisiana | 12-18-19

A TEAM COMMITTED 10 OR FEWER FOULS IN A GAME

A-State 8 vs ULM | 12-29-17
Opponent 8 by Toledo | 12-17-13

A TEAM HAD THREE PLAYERS DISQUALIFIED

A-State Brevard, Kus, Matthews
Opponent 3 players by Little Rock | 2-23-19

A TEAM SCORED 50+ POINTS IN A HALF

A-State 53 vs Omaha (2nd H) | 12-3-19
Opponent 52 by Georgia State (1st H) | 1-6-20

A TEAM HAD 20 OR FEWER POINTS IN A HALF

A-State 16 at Missouri State (1st H) | 12-11-19
Opponent 20 by Coastal Carolina (1st H) | 1-25-18

A TEAM SHOT 65% OR BETTER FG IN A HALF

A-State 69.2% (18-26) vs VMI (1st H) | 11-14-19
Opponent 69.6% (16-23) by Georgia Southern (2nd H) | 3-2-19

A TEAM SHOT 20% OR WORSE FG IN A HALF

A-State 20.0% (5-25) at Syracuse (2nd H) | 12-22-18
Opponent 18.2% (6-33) by Little Rock (2nd H) | 1-25-14

ARKANSAS STATE BASKETBALL

THE LAST TIME

A TEAM MADE 8+ 3-POINTERS IN A HALF

A-State 8 (8-13) vs UT Arlington | 2-16-19
Opponent 8 (8-15) by Georgia State (2nd H) | 2-28-19

A TEAM MADE 19+ FREE THROWS IN A HALF

A-State 21 (21-23) vs Georgia State (1st H) | 1-6-20
Opponent 19 (19-22) by Texas State (2nd H) | 2-14-19

A TEAM DID NOT MAKE A FREE THROW IN A HALF

A-State vs Omaha (0-0, 1st H) | 12-3-19
Opponent by ULM (0-0, 1st H) | 12-29-17

A TEAM DID NOT ATTEMPT A FREE THROW IN A HALF

A-State vs Omaha (0-0, 1st H) | 12-3-19
Opponent by ULM (0-0, 1st H) | 12-29-17

A PLAYER SCORED 30+ POINTS IN A GAME

A-State 35 by Ty Cockfield vs Louisiana | 3-9-19
Opponent 31 by Josiah Wallace (Eastern Illinois) | 11-24-18

A PLAYER SHOT 100% FG IN A GAME (Min 7 Att.)

A-State 7-7 by Salif Boudie vs Gardner-Webb | 11-25-18
Opponent 7-7 by Vladimir Brodziansky (TCU) | 12-3-16

A PLAYER MADE 7+ 3-POINTERS IN A GAME

A-State 7 (7-9) by Grantham Gillard vs ULM | 3-7-19
Opponent 7 (7-10) by Frank Eaves (Appalachian State) | 1-16-16

A PLAYER MADE 12+ FREE THROWS IN A GAME

A-State 12 (12-12) by Ty Cockfield vs Little Rock | 2-23-19
Opponent 12 (12-14) by Nijal Pearson (Texas State) | 1-19-19

A PLAYER HAD 7+ OFFENSIVE REBOUNDS IN A GAME

A-State 8 by Malik Brevard vs Idaho | 11-17-19
Opponent 7 by Alonzo Sule (Texas State) | 2-14-19

A PLAYER HAD 15+ TOTAL REBOUNDS IN A GAME

A-State 15 by Tamas Bruce vs ULM | 1-2-17
Opponent 15 by Gavin Kensmil (Stephen F. Austin) | 11-30-19

A PLAYER HAD 10+ ASSISTS IN A GAME

A-State 13 by Donte Thomas at Central Arkansas | 12-16-16
Opponent 10 by Josh Hagins (Little Rock) | 3-1-14

A PLAYER HAD 7+ TURNOVERS IN A GAME

A-State 8 by Ty Cockfield at Louisiana | 1-3-19
Opponent 7 by Matthew Butler (UT Martin) | 12-5-17

A PLAYER HAD 5+ STEALS

A-State 5 by Cameron Golden at Central Arkansas | 12-1-14
Opponent 6 by Georgi Boyanov (South Alabama) | 2-4-16

A PLAYER PLAYED ALL 40 MINUTES IN REGULATION

A-State Devin Carter/Anthony Livingston at Little Rock | 3-1-16
Opponent Markquis Nowell (Little Rock) | 2-2-19

2019-20 RESULTS

Date	OPPONENT	W/L	SCORE	Record (Sun Belt)	High Points	High Rebounds	High Assists	High Blocks	High Steals	Attendance
Nov. 6	Arkansas-Monticello	W	65-49	1-0	Kus - 17	Matthews - 10	Kus - 4	Two Players - 1	Kus - 4	1,397
Nov. 8	at Ole Miss	L	43-71	1-1	Two Players - 10	Eaton - 6	Eaton - 5	Brevard - 2	Kus - 4	8,009
Nov. 14	VMI	W	71-56	2-1	Kus - 18	Brevard - 10	Kus - 5	Two Players - 1	Two Players - 2	1,104
Nov. 15	UC Davis	W	80-67	3-1	Matthews - 18	Brevard - 11	Two Players - 4	Two Players - 1	Eaton - 3	1,176
Nov. 17	Idaho	W	82-68	4-1	Eaton - 22	Brevard - 14	Matthews - 7	Kus - 3	Four Players - 1	987
Nov. 20	at Colorado State	W	80-78	5-1	Fields - 22	Willis - 6	Two Players - 4	Three Players - 1	Two Players - 2	2,306
Nov. 30	Stephen F. Austin	L	57-76	5-2	Fields - 18	Kus - 8	Fields - 6	Kus - 2	Willis - 3	1,606
Dec. 3	Omaha	W	78-75	6-2	Johnson - 22	Two Players - 7	Fields - 6	Matthews - 2	Willis - 3	1,126
Dec. 7	at Tulsa	W	66-63	7-2	Johnson - 16	Eaton - 6	Fields - 3	Kus - 1	Kus - 2	3,074
Dec. 11	at Missouri State	L	53-75	7-3	Kus - 16	Brevard - 5	Four Players - 1	Matthews - 1	Eaton - 3	3,891
Dec. 18	Louisiana*	W	79-67	8-3 (1-0)	Eaton - 24	Eaton - 9	Two Players - 4	Kus - 4	Fields - 2	1,177
Dec. 21	at ULM*	W	62-59	9-3 (2-0)	Eggleston - 14	Eggleston - 8	Willis - 3	Matthews - 2	Eaton - 4	2,021
Dec. 28	Freed-Hardeman	W	84-73	10-3	Fields - 15	Brevard - 10	Eaton - 4	Eggleston - 2	Kus - 4	1,173
Jan. 2	UT Arlington*	L	52-73	10-4 (2-1)	Eggleston - 10	Two Players - 7	Willis - 3	Four Players - 1	Two Players - 2	1,276
Jan. 4	Texas State*	L	67-70	10-5 (2-2)	Eggleston - 15	Brevard - 8	Fields - 3	Kus - 2	Two Players - 2	1,275
Jan. 6	Georgia State*	W	90-87	11-5 (3-2)	Matthews - 18	Eggleston - 10	Fields - 8	Matthews - 2	Three Players - 2	1,105
Jan. 9	at South Alabama*									
Jan. 11	Troy*									
Jan. 16	at Appalachian State*									
Jan. 18	at Coastal Carolina*									
Jan. 23	South Alabama*									
Jan. 25	at Troy*									
Jan. 30	Appalachian State*									
Feb. 1	Coastal Carolina*									
Feb. 8	at Little Rock*									
Feb. 13	at UT Arlington*									
Feb. 15	at Texas State*									
Feb. 19	ULM*									
Feb. 22	Little Rock*									
Feb. 26	at Louisiana*									
March 3	at Georgia Southern*									

ARKANSAS STATE BASKETBALL

GAME-BY-GAME STATISTICS

OPPONENT	W/L	FG-FGA	PCT	3FG-FGA	PCT	FT-FTA	.PCT	OR	DR	TOT	PF	AST	TO	BLK	STL	1H	2H	OT	PTS
A-State	W	27-58	.466	5-19	.263	6-17	.353	10	24	34	15	20	12	2	9	28	37	-	65
Arkansas-Monticello		17-53	.321	9-26	.346	6-8	.750	13	28	41	23	11	22	1	3	22	27	-	49
A-State	L	15-46	.326	6-19	.316	7-12	.583	6	22	28	19	12	23	2	11	19	24	-	43
at Ole Miss		25-56	.446	8-26	.308	13-20	.650	11	29	40	20	16	15	3	14	39	32	-	71
A-State	W	29-50	.580	3-9	.333	10-14	.714	5	28	33	15	21	13	2	6	40	31	-	71
VMI		19-48	.396	7-24	.292	11-21	.524	7	18	25	16	10	13	0	8	29	27	-	56
A-State	W	28-58	.483	6-16	.375	18-22	.818	13	20	33	16	18	16	2	12	41	39	-	80
UC Davis		25-49	.510	6-20	.300	11-14	.786	6	18	24	18	13	23	0	5	31	36	-	67
A-State	W	31-59	.525	4-12	.333	16-23	.696	12	27	39	17	22	7	5	4	35	47	-	82
Idaho		27-54	.500	4-16	.250	10-17	.588	6	22	28	21	21	8	3	5	43	25	-	68
A-State	W	27-54	.500	13-20	.650	13-19	.684	8	21	29	26	14	10	3	7	33	47	-	80
at Colorado State		28-57	.491	5-19	.263	17-24	.708	9	20	29	16	21	10	6	4	39	39	-	78
A-State	L	15-53	.283	4-17	.235	23-35	.657	11	28	39	22	9	20	4	5	27	30	-	57
Stephen F. Austin		29-58	.500	5-13	.385	13-22	.591	7	35	42	26	12	17	1	11	30	46	-	76
A-State	W	25-55	.455	6-17	.353	22-26	.846	8	21	29	19	17	12	3	9	25	53	-	78
Omaha		26-55	.473	5-11	.455	16-21	.762	11	23	34	23	16	17	0	7	32	41	-	73
A-State	W	23-45	.511	6-14	.429	14-17	.824	5	17	22	16	10	10	1	5	35	31	-	66
at Tulsa		24-47	.511	7-15	.467	8-11	.727	8	20	28	14	12	13	1	4	30	33	-	63
A-State	L	18-48	.375	3-11	.273	14-16	.875	8	13	21	18	4	16	1	6	16	37	-	53
at Missouri State		25-44	.568	6-14	.429	19-23	.826	6	22	28	16	11	14	4	8	34	41	-	75
A-State	W	24-48	.500	4-14	.286	27-41	.659	8	29	37	28	16	13	5	6	37	42	-	79
Louisiana		21-56	.375	4-16	.250	21-30	.700	13	23	36	30	6	14	2	6	35	32	-	67
A-State	W	23-52	.442	4-13	.308	12-15	.800	9	20	29	19	10	11	3	8	23	39	-	62
at ULM		21-45	.467	2-10	.200	15-21	.714	5	23	28	14	12	15	4	5	29	30	-	59
A-State	W	31-66	.470	4-13	.308	18-30	.600	12	29	41	17	17	10	5	9	42	42	-	84
Freed-Hardeman		26-60	.433	12-25	.480	9-14	.643	6	32	38	24	18	16	2	4	32	41	-	73
A-State	L	16-56	.286	2-9	.222	18-28	.643	11	22	33	13	13	7	4	5	24	28	-	52
UT Arlington		31-59	.525	7-19	.368	4-7	.571	8	34	42	21	27	13	1	3	37	36	-	73
A-State	L	17-48	.354	3-12	.250	30-41	.732	10	24	34	28	12	15	4	7	34	33	-	67
Texas State		19-45	.422	3-8	.375	29-36	.806	7	27	34	28	12	16	1	6	41	29	-	70
A-State	W	25-52	.481	6-17	.353	34-42	.810	12	20	32	15	16	9	4	8	41	49	-	90
Georgia State		32-62	.516	9-23	.391	14-17	.824	11	21	32	29	16	12	0	4	52	35	-	87

A-State
at South Alabama
A-State
Troy
A-State
at Appalachian State
A-State
at Coastal Carolina
A-State
South Alabama
A-State
at Troy
A-State
Appalachian State
A-State
Coastal Carolina
A-State
at Little Rock
A-State
at UT Arlington
A-State
at Texas State
A-State
ULM
A-State
Little Rock
A-State
at Louisiana
A-State
at Georgia Southern

ARKANSAS STATE BASKETBALL

POINTS-REBOUNDS-ASSISTS

OPPONENT	0 - Fields	1 - Johnson	2 - Wilson	3 - Brevard	4 - Matthews	5 - Willis	10 - Farrington	11 - Eggleston	12 - Kus	13 - Brown	15 - Scoggins	21 - Felts	23 - Eaton	32 - Jackson
Arkansas-Monticello	3-1-2	0-0-0	5-2-2	4-4-1	10-10-3	10-4-3	0-0-0	--	17-7-4	CD	CD	CD	11-4-3	5-2-2
at Ole Miss	INJ	5-1-3	8-2-1	2-4-0	10-2-0	3-1-1	CD	--	10-2-2	CD	CD	CD	4-6-5	1-2-0
VMI	8-4-3	5-3-1	0-0-0	17-10-1	5-2-3	8-2-3	CD	--	18-9-5	CD	CD	CD	8-1-4	2-2-1
UC Davis	17-1-3	0-0-1	2-0-0	8-11-1	18-3-2	9-1-4	CD	--	16-9-4	CD	0-0-0	CD	8-3-3	3-4-0
Idaho	13-3-3	CD	0-0-1	10-14-4	19-5-7	4-2-1	CD	--	13-12-2	CD	CD	CD	22-3-4	3-0-0
at Colorado State	22-5-4	15-0-4	0-0-0	2-4-1	0-4-2	13-6-2	CD	--	8-0-0	CD	0-0-0	CD	18-4-1	2-1-0
Stephen F. Austin	18-7-6	10-4-0	0-0-0	2-5-0	6-7-1	2-0-1	CD	--	16-8-0	CD	CD	CD	1-6-1	2-2-0
Omaha	16-3-6	22-4-2	CD	8-7-0	9-5-3	3-0-2	CD	--	10-3-1	CD	CD	CD	2-0-2	8-7-1
at Tulsa	8-0-3	16-1-1	0-1-0	7-3-0	10-2-0	2-2-1	CD	--	6-2-1	CD	CD	CD	15-6-2	2-2-2
at Missouri State	2-3-1	13-2-1	CD	0-5-0	15-2-0	4-1-1	CD	--	16-2-0	CD	CD	CD	3-3-1	0-2-0
Louisiana	18-4-4	11-1-3	0-1-0	4-3-1	8-3-1	4-0-1	CD	0-1-0	6-7-1	CD	CD	CD	24-9-4	4-8-1
at ULM	7-3-3	13-3-0	CD	2-1-0	9-6-0	0-1-3	CD	14-8-1	13-4-2	CD	CD	CD	4-3-1	0-0-0
Freed-Hardeman	15-5-2	2-2-2	4-0-0	9-10-0	10-4-0	9-1-3	CD	12-4-3	12-5-3	CD	2-1-0	CD	7-3-4	2-6-0
UT Arlington	7-2-2	0-0-1	0-0-0	6-7-1	4-3-0	5-3-3	CD	10-7-1	6-3-2	CD	CD	CD	8-3-2	6-5-1
Texas State	13-5-3	8-4-1	CD	3-8-0	2-5-2	0-0-0	CD	15-3-1	12-4-3	CD	CD	CD	10-3-2	4-2-0
Georgia State	11-5-8	11-2-2	CD	8-4-0	18-7-1	9-1-1	CD	16-10-0	6-1-2	CD	CD	CD	11-1-2	0-1-0
at South Alabama														
Troy														
at Appalachian State														
at Coastal Carolina														
South Alabama														
at Troy														
Appalachian State														
Coastal Carolina														
at Little Rock														
at UT Arlington														
at Texas State														
ULM														
Little Rock														
at Louisiana														
at Georgia Southern														

Bold - Start | CD - Coach's Decision | INJ - Injury

STARTING LINEUP

OPPONENT	G	G	G/F	G/F	F	Record
Arkansas-Monticello	Fields	Eaton	Kus	Brevard	Matthews	1-0
at Ole Miss	Eaton	Willis	Kus	Brevard	Matthews	0-1
VMI	Eaton	Willis	Kus	Brevard	Matthews	1-1
UC Davis	Eaton	Willis	Kus	Brevard	Matthews	2-1
Idaho	Eaton	Willis	Kus	Brevard	Matthews	3-1
at Colorado State	Eaton	Willis	Kus	Brevard	Matthews	4-1
Stephen F. Austin	Fields	Eaton	Willis	Kus	Matthews	0-1
Omaha	Eaton	Willis	Kus	Brevard	Matthews	5-1
at Tulsa	Fields	Willis	Kus	Brevard	Matthews	1-0
at Missouri State	Fields	Willis	Kus	Brevard	Matthews	1-1
Louisiana	Eaton	Johnson	Willis	Kus	Matthews	1-0
at ULM	Eaton	Willis	Kus	Brevard	Matthews	6-1
Freed-Hardeman	Eaton	Willis	Kus	Brevard	Matthews	7-1
UT Arlington	Eaton	Willis	Kus	Brevard	Matthews	7-2
Texas State	Fields	Eaton	Willis	Brevard	Matthews	0-1
Georgia State	Fields	Eaton	Eggleston	Kus	Matthews	1-0
at South Alabama						
Troy						
at Appalachian State						
at Coastal Carolina						
South Alabama						
at Troy						
Appalachian State						
Coastal Carolina						
at Little Rock						
at UT Arlington						
at Texas State						
ULM						
Little Rock						
at Louisiana						
at Georgia Southern						

SPECIALTY STATS

OPPONENT	PAINT	OFF TURNOVER	2ND CHANCE	FAST BREAK	BENCH POINTS
Arkansas-Monticello	38 / 10	30 / 15	5 / 4	11 / 2	20 / 8
at Ole Miss	14 / 30	13 / 21	0 / 12	3 / 8	14 / 16
VMI	48 / 22	16 / 11	4 / 9	6 / 0	15 / 18
UC Davis	40 / 34	24 / 8	16 / 5	9 / 0	22 / 10
Idaho	46 / 32	10 / 8	10 / 5	6 / 3	16 / 15
at Colorado State	22 / 44	17 / 17	14 / 3	9 / 21	39 / 24
Stephen F. Austin	20 / 48	9 / 18	8 / 8	15 / 12	14 / 28
Omaha	36 / 34	17 / 17	10 / 10	14 / 4	46 / 24
at Tulsa	22 / 30	20 / 9	4 / 9	9 / 2	33 / 16
at Missouri State	24 / 30	12 / 23	7 / 7	0 / 4	16 / 24
Louisiana	34 / 32	21 / 16	8 / 13	12 / 2	26 / 12
at ULM	32 / 22	13 / 9	6 / 6	18 / 6	34 / 11
Freed-Hardeman	40 / 20	15 / 5	12 / 2	28 / 9	37 / 27
UT Arlington	24 / 32	6 / 10	11 / 7	8 / 2	23 / 34
Texas State	20 / 22	10 / 9	10 / 7	13 / 6	39 / 22
Georgia State	36 / 36	10 / 14	11 / 14	8 / 13	28 / 34
at South Alabama					
Troy					
at Appalachian State					
at Coastal Carolina					
South Alabama					
at Troy					
Appalachian State					
Coastal Carolina					
at Little Rock					
at UT Arlington					
at Texas State					
ULM					
Little Rock					
at Louisiana					
at Georgia Southern					
Totals	+18	+33	+15	+75	+99

FREE-THROW PROFICIENCY

One-And-One (first free throw of one-and-one)

#	Player	FT-FTA	PCT
0	Caleb Fields	3-3	1.000
1	Jerry Johnson Jr.	2-2	1.000
2	Kobe Wilson	-	---
3	Malik Brevard	1-3	.333
4	J.J. Matthews	3-4	.750
5	Christian Willis	-	---
10	Malcolm Farrington	-	---
11	Melo Eggleston	2-4	.500
12	Canberk Kus	1-2	.500
13	J'Sebian Brown	-	---
15	Jake Scoggins	-	---
21	Avery Felts	-	---
23	Marquis Eaton	3-5	.600
32	Antwon Jackson	2-4	.500
	Team	17-27	.630

THREE-POINT PLAY (free throw to complete 3 or 4 point play)

#	Player	FT-FTA	PCT
0	Caleb Fields	5-7	.714
1	Jerry Johnson Jr.	2-2	1.000
2	Kobe Wilson	-	---
3	Malik Brevard	2-3	.667
4	J.J. Matthews	5-9	.556
5	Christian Willis	2-4	.500
10	Malcolm Farrington	-	---
11	Melo Eggleston	-	---
12	Canberk Kus	2-3	.667
13	J'Sebian Brown	-	---
15	Jake Scoggins	0-1	.000
21	Avery Felts	-	---
23	Marquis Eaton	4-5	.800
32	Antwon Jackson	2-2	1.000
	Team	25-37	.676

CRUNCH TIME (final 2 minutes within 10 points and in overtime)

#	Player	FT-FTA	PCT
0	Caleb Fields	11-16	.688
1	Jerry Johnson Jr.	5-5	1.000
2	Kobe Wilson	-	---
3	Malik Brevard	-	---
4	J.J. Matthews	-	---
5	Christian Willis	1-2	.500
10	Malcolm Farrington	-	---
11	Melo Eggleston	4-4	1.000
12	Canberk Kus	2-2	1.000
13	J'Sebian Brown	-	---
15	Jake Scoggins	-	---
21	Avery Felts	-	---
23	Marquis Eaton	5-6	.833
32	Antwon Jackson	-	---
	Team	28-35	.800

ARKANSAS STATE BASKETBALL

0 CALEB FIELDS | G | 6-0 | 190 | FR | Lewisburg, Tenn. / Aspire Academy

				Field Goals		3-Point		F-Throws		Rebounds										Scoring	
SEASON	TEAM	GP-GS	MIN/AVG	FG-FGA	FG%	3FG-FGA	3FG%	FT-FTA	FT%	OFF	DEF	TOT	AVG	PF-FO	AST	TO	BLK	STL		PTS	AVG
2019-20	ASU	15-6	463/30.9	48-112	.429	13-32	.406	69-99	.697	6	45	51	3.4	19-0	53	27	1	14		178	11.9
TOTAL		15-6	463/30.9	48-112	.429	13-32	.406	69-99	.697	6	45	51	3.4	19-0	53	27	1	14		178	11.9

Single Game Highs

Statistic	Value	
Points	22	at Colorado St. 11/20/19
Rebounds	7	vs SFA 11/30/19
Assists	8	vs Georgia St. 01/06/20
Steals	2	5 times
Blocks	1	at La.-Monroe 12/21/19
FG Made	7	at Colorado St. 11/20/19
FG Attempts	14	at Colorado St. 11/20/19
3FG Made	3	at Colorado St. 11/20/19
3FG Attempts	4	vs UC Davis 11/15/19, at Colorado St. 11/20/19, vs Louisiana 12/18/19
FT Made	10	vs SFA 11/30/19, vs Omaha 12/03/19, vs Texas St. 01/04/20
FT Attempts	16	vs Texas St. 01/04/20

1 JERRY JOHNSON JR | G | 6-2 | 225 | SR | Memphis, Tenn. / Chattanooga

				Field Goals		3-Point		F-Throws		Rebounds										Scoring	
SEASON	TEAM	GP-GS	MIN/AVG	FG-FGA	FG%	3FG-FGA	3FG%	FT-FTA	FT%	OFF	DEF	TOT	AVG	PF-FO	AST	TO	BLK	STL		PTS	AVG
2015-16	Fairf	28-1	536/19.1	75-172	.436	43-107	.402	39-56	.696	12	63	75	2.7	37-0	39	40	2	22		232	8.3
2016-17	Fairf	27-13	774/28.7	101-263	.384	62-184	.337	43-58	.741	8	83	91	3.4	54-0	39	28	2	19		307	11.4
2018-19	UTC	32-32	829/25.9	110-287	.383	55-163	.337	41-52	.788	19	93	112	3.5	65-0	74	52	0	28		316	9.9
2019-20	ASU	15-1	322/21.5	37-95	.389	22-58	.379	35-39	.897	4	23	27	1.8	18-0	22	22	0	7		131	8.7
TOTAL FOR ASU		15-1	322/21.5	37-95	.389	22-58	.379	35-39	.897	4	23	27	1.8	18-0	22	22	0	7		131	8.7
TOTAL		102-47	2461/24.1	323-817	.395	182-512	.355	158-205	.771	43	262	305	3.0	174-0	174	142	4	76		986	9.7

Single Game Highs

Statistic	Value	
Points	26	at Samford 02/16/19, at Iona 01/20/17
Rebounds	9	at Iona 01/20/17
Assists	6	at The Citadel 02/21/19, vs VMI 12/09/18
Steals	5	vs Hiwassee 11/27/18, at UMES 11/24/15
Blocks	1	4 times
FG Made	10	at Iona 01/20/17
FG Attempts	20	at Samford 02/16/19
3FG Made	8	at Samford 02/16/19
3FG Attempts	14	at Samford 02/16/19
FT Made	9	at NC State 12/18/16
FT Attempts	9	at NC State 12/18/16

ARKANSAS STATE BASKETBALL

2 KOBE WILSON | G | 6-2 | 180 | SO | Palestine, Texas / Atascocita HS

				Field Goals		3-Point		F-Throws		Rebounds									Scoring	
SEASON	TEAM	GP-GS	MIN/AVG	FG-FGA	FG%	3FG-FGA	3FG%	FT-FTA	FT%	OFF	DEF	TOT	AVG	PF-FO	AST	TO	BLK	STL	PTS	AVG
2018-19	ASU	25-0	247/9.9	19-64	.297	13-41	.317	8-14	.571	2	12	14	0.6	26-1	9	13	1	4	59	2.4
2019-20	ASU	11-0	88/8.0	6-27	.222	3-14	.214	4-4	1.000	0	6	6	0.5	1-0	4	6	0	2	19	1.7
TOTAL		36-0	335/9.3	25-91	.275	16-55	.291	12-18	.667	2	18	20	0.6	27-1	13	19	1	6	78	2.2

Single Game Highs

Statistic	Value	
Points	10	vs Harding 12/29/18
Rebounds	3	vs Evansville 12/04/18
Assists	3	vs Missouri St. 12/18/18
Steals	1	6 times
Blocks	1	vs Harding 12/29/18
FG Made	3	vs Evansville 12/04/18, vs Harding 12/29/18
FG Attempts	9	vs Ark.-Monticello 11/06/19
3FG Made	2	5 times
3FG Attempts	5	vs Ark.-Monticello 11/06/19
FT Made	3	vs Evansville 12/04/18
FT Attempts	3	vs Evansville 12/04/18, vs South Alabama 01/10/19

3 MALIK BREVAR | F | 6-8 | 210 | SR | Charlotte, N.C. / Palm Beach State College

				Field Goals		3-Point		F-Throws		Rebounds									Scoring	
SEASON	TEAM	GP-GS	MIN/AVG	FG-FGA	FG%	3FG-FGA	3FG%	FT-FTA	FT%	OFF	DEF	TOT	AVG	PF-FO	AST	TO	BLK	STL	PTS	AVG
2018-19	ASU	30-11	497/16.6	42-81	.519	1-7	.143	14-28	.500	49	82	131	4.4	70-1	17	32	19	19	99	3.3
2019-20	ASU	16-13	342/21.4	42-64	.656	0-2	.000	8-17	.471	37	63	100	6.3	54-5	10	30	6	11	92	5.8
TOTAL		46-24	839/18.2	84-145	.579	1-9	.111	22-45	.489	86	145	231	5.0	124-6	27	62	25	30	191	4.2

Single Game Highs

Statistic	Value	
Points	17	vs VMI 11/14/19
Rebounds	14	vs Idaho 11/17/19
Assists	4	vs Idaho 11/17/19
Steals	3	at Georgia St. 02/28/19, vs Harding 12/29/18
Blocks	3	vs Harding 12/29/18
FG Made	8	vs VMI 11/14/19
FG Attempts	10	vs Idaho 11/17/19
3FG Made	1	at UT Arlington 01/17/19
3FG Attempts	2	vs Mo. Baptist 11/12/18
FT Made	5	vs Eastern Ill. 11/24/18
FT Attempts	7	vs Eastern Ill. 11/24/18

ARKANSAS STATE BASKETBALL

4 J.J. MATTHEWS | F | 6-9 | 235 | rJR | Richmond, Va. / Moberly Area CC

				Field Goals		3-Point		F-Throws		Rebounds										Scoring	
SEASON	TEAM	GP-GS	MIN/AVG	FG-FGA	FG%	3FG-FGA	3FG%	FT-FTA	FT%	OFF	DEF	TOT	AVG	PF-FO	AST	TO	BLK	STL		PTS	AVG
2018-19	ASU	27-7	375/13.9	60-117	.513	0-0	.000	40-61	.656	40	46	86	3.2	69-2	10	39	15	8		160	5.9
2019-20	ASU	16-16	353/22.0	58-101	.574	0-0	.000	37-54	.685	25	45	70	4.4	52-5	25	22	12	9		153	9.6
TOTAL		43-23	727/16.9	118-218	.541	0-0	.000	77-115	.670	65	91	156	3.6	121-7	35	61	27	17		313	7.3

Single Game Highs

Statistic	Value	
Points	19	vs Idaho 11/17/19
Rebounds	10	vs Ark.-Monticello 11/06/19
Assists	7	vs Idaho 11/17/19
Steals	3	vs UT Arlington 02/16/19
Blocks	2	6 times
FG Made	9	vs UC Davis 11/15/19
FG Attempts	12	vs UC Davis 11/15/19
FT Made	8	vs Georgia St. 01/06/20
FT Attempts	10	at Troy 02/09/19, vs Georgia St. 01/06/20

5 CHRISTIAN WILLIS | G | 6-1 | 190 | rJR | Belleville, Ill. / Christian Brothers College HS

				Field Goals		3-Point		F-Throws		Rebounds										Scoring	
SEASON	TEAM	GP-GS	MIN/AVG	FG-FGA	FG%	3FG-FGA	3FG%	FT-FTA	FT%	OFF	DEF	TOT	AVG	PF-FO	AST	TO	BLK	STL		PTS	AVG
2016-17	ASU	10-0	43/4.3	4-10	.400	2-6	.333	1-3	.333	1	4	5	0.5	7-0	2	7	0	1		11	1.1
2017-18	ASU	1-0	8/8.0	1-3	.333	0-1	.000	0-0	.000	1	0	1	1.0	0-0	0	1	0	0		2	2.0
2018-19	ASU	25-6	319/12.8	32-80	.400	8-31	.258	21-27	.778	13	14	27	1.1	40-0	15	15	1	3		93	3.7
2019-20	ASU	16-14	352/22.0	28-61	.459	10-25	.400	17-28	.607	7	18	25	1.6	32-0	30	21	2	12		83	5.2
TOTAL		52-20	723/13.9	65-154	.422	20-63	.317	39-58	.672	22	36	58	1.1	79-0	47	44	3	16		189	3.6

Single Game Highs

Statistic	Value	
Points	13	vs Missouri St. 12/18/18, at Colorado St. 11/20/19
Rebounds	6	vs Mo. Baptist 11/12/18, at Colorado St. 11/20/19
Assists	4	vs Evansville 12/04/18, vs UC Davis 11/15/19
Steals	3	vs SFA 11/30/19, vs Omaha 12/03/19
Blocks	1	vs Mo. Baptist 11/12/18, vs Idaho 11/17/19, at Colorado St. 11/20/19
FG Made	5	at South Alabama 03/12/19, at Colorado St. 11/20/19
FG Attempts	10	at South Alabama 03/12/19
3FG Made	2	5 times
3FG Attempts	5	vs Evansville 12/04/18, vs Missouri St. 12/18/18, vs Ark.-Monticello 11/06/19
FT Made	5	vs Eastern Ill. 11/24/18
FT Attempts	6	vs Eastern Ill. 11/24/18, vs UT Arlington 01/02/20

10 MALCOLM FARRINGTON | G | 6-4 | 200 | Fr | West Palm Beach, Fla. / DME Academy

				Field Goals		3-Point		F-Throws		Rebounds										Scoring	
SEASON	TEAM	GP-GS	MIN/AVG	FG-FGA	FG%	3FG-FGA	3FG%	FT-FTA	FT%	OFF	DEF	TOT	AVG	PF-FO	AST	TO	BLK	STL		PTS	AVG
2019-20	ASU	1-0	3/3.0	0-1	.000	0-1	.000	0-0	.000	0	0	0	0.0	1-0	0	0	0	0	0	0	0.0
TOTAL		1-0	3/3.0	0-1	.000	0-1	.000	0-0	.000	0	0	0	0.0	1-0	0	0	0	0	0	0	0.0

Single Game Highs

Statistic		Value	
FG Attempts		1	vs Ark.-Monticello 11/06/19
3FG Attempts		1	vs Ark.-Monticello 11/06/19

11 MELO EGGLESTON | G | 6-8 | 200 | rSO | Suitland, Md. / Wake Forest

				Field Goals		3-Point		F-Throws		Rebounds									Scoring	
SEASON	TEAM	GP-GS	MIN/AVG	FG-FGA	FG%	3FG-FGA	3FG%	FT-FTA	FT%	OFF	DEF	TOT	AVG	PF-FO	AST	TO	BLK	STL	PTS	AVG
2017-18	Wake	21-0	105/5.0	7-20	.350	0-3	.000	7-13	.538	6	18	24	1.1	12-0	4	4	2	3	21	1.0
2019-20	ASU	6-1	114/19.1	21-49	.429	1-6	.167	24-33	.727	10	23	33	5.5	19-2	6	6	3	3	67	11.2
TOTAL FOR ASU		6-1	114/19.1	21-49	.429	1-6	.167	24-33	.727	10	23	33	5.5	19-2	6	6	3	3	67	11.2
TOTAL		27-1	219/8.1	28-69	.406	1-9	.111	31-46	.674	16	41	57	2.1	31-2	10	10	5	6	88	3.3

Single Game Highs

Statistic	Value	
Points	16	vs Georgia St. 01/06/20
Rebounds	10	vs Georgia St. 01/06/20
Assists	3	vs Freed-Hardeman 12/28/19
Steals	2	vs Richmond 12/02/17, vs UT Arlington 01/02/20
Blocks	2	vs Army West Point 12/08/17, vs Freed-Hardeman 12/28/19
FG Made	6	vs Texas St. 01/04/20
FG Attempts	12	vs UT Arlington 01/02/20
3FG Made	1	vs Georgia St. 01/06/20
3FG Attempts	3	vs Georgia St. 01/06/20
FT Made	7	vs Georgia St. 01/06/20
FT Attempts	10	vs Georgia St. 01/06/20

ARKANSAS STATE BASKETBALL

12 CANBERK KUS | G | 6-6 | 205 | SR | Istanbul, Turkey / College of Central Florida

				Field Goals		3-Point		F-Throws		Rebounds										Scoring	
SEASON	TEAM	GP-GS	MIN/AVG	FG-FGA	FG%	3FG-FGA	3FG%	FT-FTA	FT%	OFF	DEF	TOT	AVG	PF-FO	AST	TO	BLK	STL	PTS	AVG	
2018-19	ASU	24-0	394/16.4	47-125	.376	15-54	.278	26-31	.839	14	46	60	2.5	50-1	25	33	16	18	135	5.6	
2019-20	ASU	16-15	427/26.7	69-149	.463	16-44	.364	30-41	.732	20	58	78	4.9	45-1	32	25	17	24	184	11.5	
TOTAL		40-15	821/20.5	116-274	.423	31-98	.316	56-72	.778	34	104	138	3.5	95-2	57	58	33	42	319	8.0	

Single Game Highs

Statistic	Value	
Points	18	vs VMI 11/14/19
Rebounds	12	vs Idaho 11/17/19
Assists	5	vs VMI 11/14/19
Steals	4	vs Ark.-Monticello 11/06/19, at Ole Miss 11/08/19, vs Freed-Hardeman 12/28/19
Blocks	4	vs Louisiana 12/18/19
FG Made	8	vs Ark.-Monticello 11/06/19, vs VMI 11/14/19
FG Attempts	13	vs Ark.-Monticello 11/06/19, vs Idaho 11/17/19
3FG Made	3	at Troy 02/09/19, vs SFA 11/30/19
3FG Attempts	6	vs UNCW 11/23/18
FT Made	7	vs Mo. Baptist 11/12/18
FT Attempts	7	vs Mo. Baptist 11/12/18, vs SFA 11/30/19

15 JAKE SCOGGINS | F | 6-9 | 220 | rJR | Benton, Ark. / Benton HS

				Field Goals		3-Point		F-Throws		Rebounds									Scoring	
SEASON	TEAM	GP-GS	MIN/AVG	FG-FGA	FG%	3FG-FGA	3FG%	FT-FTA	FT%	OFF	DEF	TOT	AVG	PF-FO	AST	TO	BLK	STL	PTS	AVG
2017-18	ASU	24-1	157/6.5	11-24	.458	0-0	.000	2-8	.250	7	19	26	1.1	35-0	3	8	1	3	24	1.0
2018-19	ASU	8-2	62/7.7	4-7	.571	0-0	.000	1-4	.250	2	4	6	0.8	9-0	4	3	0	3	9	1.1
2019-20	ASU	3-0	15/4.9	1-6	.167	0-0	.000	0-1	.000	1	0	1	0.3	3-0	0	1	0	1	2	0.7
TOTAL		35-3	233/6.7	16-37	.432	0-0	.000	3-13	.231	10	23	33	0.9	47-0	7	12	1	7	35	1.0

Single Game Highs

Statistic	Value	
Points	4	at Indiana 11/22/17, vs Howard 11/20/17, vs Culver-Stockton 12/22/17
Rebounds	4	at Grand Canyon 11/16/18
Assists	3	at Grand Canyon 11/16/18
Steals	2	vs Coastal Carolina 02/24/18
Blocks	1	at Appalachian St. 01/27/18
FG Made	2	at Indiana 11/22/17, vs Howard 11/20/17, vs Culver-Stockton 12/22/17
FG Attempts	4	vs Freed-Hardeman 12/28/19
FT Made	1	at Abilene Christian 11/09/18, at Coastal Carolina 01/25/18, vs Coastal Carolina 02/24/18
FT Attempts	2	6 times

ARKANSAS STATE BASKETBALL

23 MARQUIS EATON | G | 6-2 | 195 | JR | Helena, Ark. / Jonesboro HS

				Field Goals		3-Point		F-Throws		Rebounds										Scoring	
SEASON	TEAM	GP-GS	MIN/AVG	FG-FGA	FG%	3FG-FGA	3FG%	FT-FTA	FT%	OFF	DEF	TOT	AVG	PF-FO	AST	TO	BLK	STL	PTS	AVG	
2017-18	ASU	32-11	641/20.0	69-176	.392	13-47	.277	45-54	.833	10	40	50	1.6	52-0	69	50	6	26	196	6.1	
2018-19	ASU	32-27	1023/32.0	123-331	.372	40-126	.317	73-96	.760	26	79	105	3.3	78-0	91	83	11	28	359	11.2	
2019-20	ASU	16-14	479/30.0	48-149	.322	14-50	.280	46-60	.767	9	49	58	3.6	35-0	41	28	2	22	156	9.8	
TOTAL		80-52	2143/26.8	240-656	.366	67-223	.300	164-210	.781	45	168	213	2.7	165-0	201	161	19	76	711	8.9	

Single Game Highs

Statistic	Value	
Points	26	vs UT Arlington 02/16/19
Rebounds	9	vs Fla. Atlantic 12/14/18, vs Louisiana 12/18/19
Assists	8	vs Appalachian St. 01/24/19
Steals	4	at La.-Monroe 12/21/19
Blocks	2	vs Louisiana 03/09/19
FG Made	9	vs UT Arlington 02/16/19
FG Attempts	17	vs UNCW 11/23/18, vs Fla. Atlantic 12/14/18
3FG Made	5	vs Harding 12/29/18
3FG Attempts	9	at La.-Monroe 01/05/19
FT Made	9	vs Louisiana 12/18/19
FT Attempts	14	vs Louisiana 12/18/19

32 ANTWON JACKSON | F | 6-7 | 265 | FR | Las Vegas, Nev. / Ed W. Clark HS

				Field Goals		3-Point		F-Throws		Rebounds										Scoring	
SEASON	TEAM	GP-GS	MIN/AVG	FG-FGA	FG%	3FG-FGA	3FG%	FT-FTA	FT%	OFF	DEF	TOT	AVG	PF-FO	AST	TO	BLK	STL	PTS	AVG	
2019-20	ASU	16-0	241/15.1	16-34	.471	0-0	.000	12-22	.545	19	27	46	2.9	23-0	8	15	7	12	44	2.8	
TOTAL		16-0	241/15.1	16-34	.471	0-0	.000	12-22	.545	19	27	46	2.9	23-0	8	15	7	12	44	2.8	

Single Game Highs

Statistic	Value	
Points	8	vs Omaha 12/03/19
Rebounds	8	vs Louisiana 12/18/19
Assists	2	vs Ark.-Monticello 11/06/19, at Tulsa 12/07/19
Steals	3	at Ole Miss 11/08/19
Blocks	1	7 times
FG Made	4	vs Omaha 12/03/19
FG Attempts	5	vs UT Arlington 01/02/20
FT Made	4	vs Texas St. 01/04/20
FT Attempts	4	vs UC Davis 11/15/19, at Colorado St. 11/20/19, vs Texas St. 01/04/20

ARKANSAS STATE BASKETBALL

Game 1

Ark-Monticello 43 - 0-0-0 GAC

#	Player	Total	3-Pt	Rebounds	FG-FGA	FT-FTA	Off	Def	TP	PF	TP	A	To	Bk	Sll	Min
23	Sturom	1	2-8	0-0	1-1	2	2	4	4	5	1	3	0	0	1	16
25	Kwame McBean	1	1-1	0-0	0-0	1	4	5	5	2	0	2	0	0	0	24
9	KJ Lesure	6	2-4	0-3	0-1	1	6	7	1	0	3	0	2	0	0	24
10	Wayne King	8	6-12	3-9	2-2	3	4	7	3	19	2	1	0	1	0	31
15	Marcus Gilbert	8	6-15	3-9	0-0	4	2	6	1	15	1	7	0	0	0	37
17	Austin Hardy	15	1-5	1-5	2-2	0	4	4	4	5	1	0	0	0	0	17
22	Jeremiah Alexander	0-2	0-0	0-1	0	3	3	0	0	0	2	0	0	0	0	10
26	Denzel McCaffrey	1-6	0-0	1-2	2	3	5	4	3	0	1	0	1	0	0	23
12	Kyon Craddock	0-0	0-0	0-0	0	0	0	0	0	0	1	0	0	0	0	6
20	Nediga Dipp	0-0	0-0	0-0	0	0	0	0	0	0	0	0	0	0	0	2
Team					0	0	0	0	0	0	0	0	0	0	0	0
Totals		17-53	9-25	6-8	13	28	41	23	49	11	22	1	3	0	0	200
FG % 1st Half:	8-24	33.3%	2nd Half:	9-29	31.0%	Game:	17-53	32.1%	Double							
3FG % 1st Half:	5-13	38.5%	2nd Half:	4-13	30.8%	Game:	9-26	34.6%	Rebounds							
FT % 1st Half:	1-1	33.3%	2nd Half:	5-10	50.0%	Game:	6-16	75.0%	1							

Arkansas State 65 - 1-0-0 Sun Belt

#	Player	Total	3-Pt	Rebounds	FG-FGA	FT-FTA	Off	Def	TP	PF	TP	A	To	Bk	Sll	Min
03	Brevard, Malik	1	2-3	0-0	0-2	1	3	4	2	4	1	3	0	1	0	21
04	Matthews, J.J.	1	4-8	0-0	2-4	3	7	10	2	0	4	0	0	0	0	25
05	Fields, Caleb	8	1-3	0-2	1-4	1	1	1	0	2	10	2	0	0	0	17
12	Kus, Canberk	9	8-13	1-3	0-0	1	6	7	4	17	4	1	1	4	0	27
23	Eaton, Marquis	1	0-1	1-1	2-3	0	4	4	3	1	3	4	0	0	0	31
01	Johnson, Jerry	0-3	0-0	0-0	0	0	0	0	0	0	2	0	0	0	0	9
02	Wilson, Kobe	2-9	1-5	0-0	0	2	2	0	5	2	1	0	0	0	0	23
05	Willis, Christian	4-8	2-5	0-1	3	1	4	2	10	3	1	0	0	0	0	29
16	Farrington, Malcolm	0-1	0-0	0-0	0	0	0	1	1	0	0	0	0	0	0	3
32	Jackson, Antwon	2-2	0-0	1-3	2	2	0	1	5	2	0	1	0	0	0	15
Team					0	0	0	0	0	0	0	0	0	0	0	0
Totals		27-58	5-19	6-17	10	24	34	15	65	20	12	2	9	0	0	200
FG % 1st Half:	12-27	44.4%	2nd Half:	14-31	45.2%	Game:	26-58	44.8%	Double							
3FG % 1st Half:	2-8	25.0%	2nd Half:	2-8	25.0%	Game:	4-16	25.0%	Rebounds							
FT % 1st Half:	1-9	11.1%	2nd Half:	5-16	31.3%	Game:	6-17	35.3%	4							

Officials: Chris Chumley, John Dillon, Byron Janett
Technical fouls: Ark-Monticello None, Arkansas State-None
Attendance: 1397

Score by periods	1st	2nd	Total
Ark-Monticello	22	21	43
Arkansas State	28	37	65

Game 2

Arkansas State 43 - 1-1

#	Player	Total	3-Pt	Rebounds	FG-FGA	FT-FTA	Off	Def	TP	PF	TP	A	To	Bk	Sll	Min
03	Brevard, Malik	1	1-1	0-0	0-1	0	4	4	5	2	0	5	2	0	0	23
04	Matthews, J.J.	1	4-10	0-0	2-3	0	2	2	4	10	0	1	0	1	0	21
05	Willis, Christian	1	2-3	0-0	0-0	0	1	1	3	3	1	0	1	0	0	24
12	Kus, Canberk	9	4-12	1-4	1-2	0	2	2	2	10	2	3	0	4	0	31
23	Eaton, Marquis	9	1-7	1-4	1-2	0	6	6	1	4	5	4	0	1	0	33
01	Johnson, Jerry	2-9	1-5	0-0	0	1	1	3	5	3	0	0	0	0	0	24
02	Wilson, Kobe	0-2	0-0	0-0	0	2	2	1	8	1	2	0	1	0	0	10
32	Jackson, Antwon	0-1	0-0	1-2	1	2	0	1	0	3	0	3	0	0	0	23
Team					0	0	0	0	0	0	0	0	0	0	0	0
Totals		15-46	6-19	7-12	6	22	28	19	43	12	23	2	11	0	0	200
FG % 1st Half:	7-20	35.0%	2nd Half:	8-26	30.8%	Game:	15-46	32.6%	Double							
3FG % 1st Half:	4-10	40.0%	2nd Half:	2-9	22.2%	Game:	6-19	31.6%	Rebounds							
FT % 1st Half:	1-3	33.3%	2nd Half:	6-9	66.7%	Game:	7-12	58.3%	1							

Ole Miss 71 - 1-0

#	Player	Total	3-Pt	Rebounds	FG-FGA	FT-FTA	Off	Def	TP	PF	TP	A	To	Bk	Sll	Min
03	Sy, Khadim	1	3-6	0-0	2-2	2	2	4	3	8	1	1	0	1	0	20
05	Burien, Kai	1	5-6	1-1	5-8	2	7	9	3	16	1	2	2	3	0	23
04	Shuler, Devontae	9	7-11	3-7	3-4	1	3	1	20	1	4	0	2	0	0	28
02	Thyre, Brein	9	2-9	1-7	1-2	0	2	2	0	6	4	2	0	3	0	25
15	Rodriguez, Luis	1	0-3	0-0	1-2	0	2	6	1	5	3	1	1	3	0	25
01	Crowley, Austin	2-4	2-4	0-0	1	2	5	6	1	1	0	0	1	0	0	10
10	Curry, Carlos	2-4	0-0	0-0	1	2	3	1	4	0	0	0	0	0	0	9
11	Miller, Franco	1-3	1-2	1-2	0	1	1	0	4	4	1	0	1	0	0	12
13	Williams, Bryce	0-1	0-0	0-0	0	1	1	2	2	2	0	0	0	0	0	14
14	Collins, Antwan	0-2	0-1	0-0	0	0	0	2	0	0	0	0	0	0	0	17
04	Hunter, Sammy	0-1	0-0	0-0	0	0	0	1	0	0	0	0	0	0	0	12
33	McBride, John	0-0	0-0	0-0	0	0	0	0	0	0	0	0	0	0	0	3
30	McBride, John	0-0	0-0	0-0	0	0	0	0	0	0	0	0	0	0	0	1
Team					0	0	0	0	0	0	0	0	0	0	0	0
Totals		25-56	8-26	13-20	11	29	40	20	71	16	35	3	14	0	0	200
FG % 1st Half:	15-34	44.1%	2nd Half:	10-22	45.5%	Game:	25-56	44.6%	Double							
3FG % 1st Half:	5-17	29.4%	2nd Half:	3-9	33.3%	Game:	8-26	30.8%	Rebounds							
FT % 1st Half:	4-8	50.0%	2nd Half:	4-8	50.0%	Game:	8-16	50.0%	9							

Officials: Pat Adams, Vladimir Vuyat, David Nathan, Ben
Technical fouls: Arkansas State-Matthews, J.J.; Willis, Christian, Ole
Miss-Jeff, J.
Attendance: 8009

Score by periods	1st	2nd	Total
Arkansas State	19	24	43
Ole Miss	39	32	71

Game 3

VMI 56 - 0-4-0 SoCon

#	Player	Total	3-Pt	Rebounds	FG-FGA	FT-FTA	Off	Def	TP	PF	TP	A	To	Bk	Sll	Min
34	Jake Stephens	6	1-4	1-2	1-2	2	4	6	1	4	3	1	0	0	0	19
02	Garrett Gillespie	9	3-6	1-3	0-2	2	5	7	3	7	1	0	0	0	0	34
05	Greg Parham	1	1-2	0-1	0-0	1	2	3	1	3	1	0	0	0	0	24
10	Kameron Curfman	9	4-10	2-6	0	0	2	2	1	10	1	3	0	0	0	30
15	Myles Lewis	8	2-4	0-0	7-10	0	3	3	1	11	1	2	0	0	0	23
00	Louis Tang	2-3	1-2	0-0	1	1	2	3	0	0	0	1	0	0	0	13
02	Travis Ewe	4-11	2-7	0-0	0	1	1	3	10	3	1	0	0	0	0	30
23	Will Miller	1-2	0-0	0-0	0	0	0	2	2	0	3	0	0	0	0	18
24	Tyler Creamer	0-0	0-0	1-3	1	0	1	1	1	0	1	0	0	0	0	3
Team					0	0	0	0	0	0	0	0	0	0	0	0
Totals		29-48	7-24	11-21	7	18	25	16	56	10	13	0	8	0	0	200
FG % 1st Half:	11-24	45.8%	2nd Half:	8-24	33.3%	Game:	19-48	39.6%	Double							
3FG % 1st Half:	5-13	38.5%	2nd Half:	2-15	13.3%	Game:	7-28	25.0%	Rebounds							
FT % 1st Half:	2-6	33.3%	2nd Half:	9-15	60.0%	Game:	11-21	52.4%	4							

Arkansas State 71 - 2-1-0 Sun Belt

#	Player	Total	3-Pt	Rebounds	FG-FGA	FT-FTA	Off	Def	TP	PF	TP	A	To	Bk	Sll	Min
03	Brevard, Malik	1	6-9	0-0	1-1	2	8	10	5	17	1	3	1	1	0	28
04	Matthews, J.J.	1	2-6	0-0	1-2	1	1	2	3	5	3	0	0	0	0	18
05	Willis, Christian	9	3-3	0-0	2-3	0	2	2	2	8	3	2	0	0	0	32
12	Kus, Canberk	9	8-13	1-3	0-0	1	8	9	1	18	5	3	0	0	0	33
23	Eaton, Marquis	9	3-9	2-4	0-0	0	1	3	8	4	2	0	0	0	0	29
00	Fields, Caleb	2-5	0-1	4-6	0	0	4	0	8	3	1	0	2	0	0	30
01	Johnson, Jerry	2-4	1-3	0-0	0	0	3	3	0	5	1	2	0	0	0	20
02	Wilson, Kobe	0-0	0-0	0-0	0	0	0	0	0	0	0	0	0	0	0	2
32	Jackson, Antwon	1-3	0-0	0-0	1	1	2	1	2	1	0	1	0	0	0	10
Team					0	0	0	0	0	0	0	0	0	0	0	0
Totals		29-50	3-9	10-14	5	29	33	15	71	21	13	2	6	0	0	200
FG % 1st Half:	18-26	69.2%	2nd Half:	11-24	45.8%	Game:	29-50	58.0%	Double							
3FG % 1st Half:	2-5	40.0%	2nd Half:	1-4	25.0%	Game:	3-9	33.3%	Rebounds							
FT % 1st Half:	2-3	66.7%	2nd Half:	8-11	72.7%	Game:	10-14	71.4%	2							

Officials: Rob Norke, Bill Jacobson, Don Daily

ARKANSAS STATE BASKETBALL

Game 10

Arkansas State 53 - 7-3

#	Player	Total	3-Pr	Rebounds				PF	TP	A	TO	Bk	S	Min	
		FG-FGA	FG-FGA	FT-FTA	Off	Def	Tot								
03	Brevard, Malik	1	0-3	0-1	0-0	1	4	5	1	0	0	0	0	2	
04	Mathews, J.J.	1	6-9	0-0	3-4	2	0	2	5	15	0	5	1	24	
05	Fields, Caleb	1	2-3	0-1	2-2	1	2	3	2	1	5	0	0	28	
06	Willis, Christian	1	2-4	0-0	0-0	0	1	1	4	1	0	0	0	25	
12	Kus, Canberk	1	7-11	2-4	0-0	1	1	2	3	6	0	1	0	32	
01	Johnson, Jerry	1	3-11	1-3	6-6	0	2	2	1	13	1	1	0	27	
23	Eaton, Marquis	1	0-5	0-2	3-4	0	3	3	3	1	1	0	0	29	
32	Jackson, Antwon	1	0-3	0-0	0-0	2	0	2	2	0	0	0	0	18	
	Team														
	Totals		18-48	3-11	14-16	8	13	21	18	53	4	16	1	6	200

FG % 1st Half: 6.22	27.3%	2nd half: 12.06	45.2%	Game: 18-48	37.5%	Deatball	
3FG % 1st Half: 0.0	0.0%	2nd half: 3.4	50.0%	Game: 3-11	27.3%	Rebounds	
FT % 1st Half: 4.4	100.0%	2nd half: 10.22	53.3%	Game: 14-16	87.5%	1.1	

Missouri State 75 - 6-5

#	Player	Total	FG	3-PT	FT	Rebounds	PF	TP	A	TO	Bk	S	Min		
			FG-FGA	FG-FGA	FT-FTA	Off	Def	Tot							
15	Lamont West	1	5-8	1-4	2-2	1	2	3	1	13	0	2	0	1	25
30	Tullo Da Silva	1	3-5	0-0	3-4	3	2	5	3	9	1	2	2	1	32
00	Tyrin Dixon	1	4-6	2-3	2-3	0	5	5	3	12	2	2	0	1	26
01	Keandre Cook	1	5-11	1-4	6-6	0	3	3	1	17	3	1	0	0	37
04	JaMonta Black	1	0-0	0-0	0-0	0	0	0	0	0	0	0	0	0	9
03	Spencer Brown	1	0-0	0-0	0-0	0	0	0	0	0	0	0	0	0	1
11	Isiah Mosley	1	2-2	1-1	3-4	0	1	0	8	1	1	2	1	2	12
11	Ross Owens	1	1-1	0-0	0-0	0	0	0	1	3	0	0	0	0	1
24	Ford Cooper, Jr.	1	0-1	0-1	0-0	0	0	0	3	0	3	0	1	1	13
20	Danien Scott	1	0-0	0-0	0-0	0	0	0	0	0	0	0	0	0	1
32	Josh Hall	1	0-0	0-0	2-2	1	5	1	1	2	1	1	0	1	22
44	Gaige Prim	1	5-10	0-0	1-2	2	2	4	3	11	0	2	0	1	23
	Team														
	Totals		25-44	6-14	19-23	6	22	28	16	75	11	14	4	6	200

FG % 1st Half: 10.22	54.3%	2nd half: 13.32	58.3%	Game: 25-44	56.8%	Deatball	
3FG % 1st Half: 2.9	22.2%	2nd half: 4.5	80.0%	Game: 6-14	42.9%	Rebounds	
FT % 1st Half: 8.0	80.0%	2nd half: 11.83	84.6%	Game: 19-23	82.6%	3.1	

Officials: Tom Eades, Rick Crawford, John Hendricks
Technical fouls: Arkansas State-Mathews, J.J.; Missouri State-Lamont West.
Attendance: 3891
Arkansas State fouled out at 2:57 of 2nd half.

Score by periods	1st	2nd	Total
Arkansas State	16	37	53
Missouri State	34	41	75

Last FG - ASU 2nd 01:55, MSU 2nd 00:32
Largest lead - ASU by 12 1st 05:58, MSU by 2nd 00:32
ASU led for 01:01, MSU led for 36:27, Game was tied for 0:32.
Score tied - 1 time.
Lead changed - 1 time.

Louisiana 67 - 5-6 (0-1 SBC)

#	Player	Total	3-Pr		Rebounds					A	TO	Bk	S	Min	
			FG-FGA	FG-FGA	FT-FTA	Off	Def	Tot	PF						
01	Jalen Johnson	3	3-9	1-4	3-3	1	5	6	4	10	0	0	0	0	26
11	Trus Smith	1	5-6	0-0	5-5	5	3	8	5	15	0	3	1	0	18
05	Cedric Russell	1	6-16	1-6	3-4	1	3	4	3	16	0	4	0	2	31
03	Trejan Wesley	1	1-3	0-0	0-1	0	1	1	3	2	4	0	0	0	26
13	Myik Wilson	1	2-6	1-1	7-10	2	2	4	4	12	2	2	0	1	36
15	P.J. Hardy	1	0-3	0-2	1-2	0	2	2	2	1	0	0	0	0	15
22	Calvin Temple	1	1-3	1-2	0-0	0	2	2	4	3	0	0	0	0	17
23	Chris Spenkuhn	1	0-0	0-0	0-0	0	1	1	0	0	0	0	0	0	5
34	Dou Quayue	1	3-10	0-1	2-4	4	3	7	4	8	0	2	0	2	20
35	Kristian Lafayette	1	0-0	0-0	0-0	0	1	1	0	0	0	0	1	0	6
	Team														
	Totals		21-56	4-16	21-30	13	23	36	30	67	6	14	2	6	200

FG % 1st Half: 11.30	36.7%	2nd half: 10.26	38.8%	Game: 21-56	37.0%	Deatball	
3FG % 1st Half: 2.8	25.0%	2nd half: 2.8	25.0%	Game: 4-16	25.0%	Rebounds	
FT % 1st Half: 11-14	78.6%	2nd half: 10-16	62.5%	Game: 21-30	70.0%	2	

Arkansas State 79 - 8-3 (1-0 SBC)

Player	Total	3-Pr	Rebounds					FT	PF	TP	A	TO	Bk	S	Min	
	FG	FGA	FGA	FT	FTA	Off	Def	Tot	FT	PF	TP	A	TO	Bk	S	Min
04 Matthew, J.J.	1	4	4	0	0	0	1	2	3	5	8	1	2	0	0	13
01 Johnson, Jerry	1	2	6	1	4	6	8	0	1	1	3	11	3	0	0	28
05 Willis, Christian	1	2	3	0	0	0	1	0	0	0	4	1	0	0	1	22
12 Kus, Canberk	1	1	4	0	1	4	4	1	6	7	4	6	1	3	4	25
23 Eaton, Marquis	1	7	15	1	4	9	14	2	7	9	24	4	0	1	0	37
05 Fields, Caleb	1	4	8	2	4	8	14	1	3	4	18	4	2	2	0	31
03 Wilson, Kobe	1	0	3	0	1	0	0	0	1	1	0	0	0	0	0	4
03 Brevard, Malik	1	2	2	0	0	0	0	1	2	3	4	1	1	0	1	11
11 Eggleston, Melo	1	0	1	0	0	0	0	1	1	2	0	0	0	0	0	4
32 Jackson, Antwon	1	2	2	0	0	2	6	8	4	4	1	2	1	0	0	25
Team																
Totals	24-48	4-14	27-41	6	29	37	28	79	16	13	5	6	20			

FG % 1st Half: 11.22	30.0%	2nd half: 19.05	37.0%	Game: 24-48	36.8%	Deatball	
3FG % 1st Half: 2.5	40.0%	2nd half: 2.9	22.2%	Game: 4-14	28.6%	Rebounds	
FT % 1st Half: 13-19	68.4%	2nd half: 14-22	63.6%	Game: 27-41	65.9%	7	

Officials: Rob Runk, Gerald Williams, K.B. Burdett Jr.
Technical fouls: Louisiana-Jalen Johnson, Dou Quayue, Trejan Wesley, Cedric Runkett 2, P.J. Hardy, TEAM. Arkansas State-Brevard, Malik; Eggleston, Melo.
Attendance: 1177

Score by periods	1st	2nd	Total
Louisiana	35	32	67
Arkansas State	37	42	79

Last FG - LA 2nd 01:55, ASU 2nd 00:54
Largest lead - LA by 3 1st 09:47, ASU by 12 2nd 00:29
LA led for 04:14, ASU led for 34:38, Game was tied for 0:18.
Score tied - 5 times.
Lead changed - 5 times.

Game 13

Freed-Hardeman 73 - 7-3

#	Player	Total		3-Pr		Rebounds							PF	TP	A	TO	Bk	S	Min
		FG	FGA	FG	FGA	FT	FTA	Off	Def	Total									
00	Kortland Martin	1	3-7	3-4	0-0	0	0	0	0	0	0	4	5	0	0	0	0	30	
03	Hunter Scudlock	1	0-5	0-1	1-2	1	1	2	2	1	1	2	0	1	0	0	0	24	
13	Bryan Battle	1	5-13	3-7	2-4	0	6	6	4	15	5	2	0	0	0	0	0	27	
21	John Mustelwhite	1	2-4	1-3	0-0	0	3	3	4	5	3	1	0	0	0	0	0	26	
04	Yurik Lazard	1	7-14	0-0	2-3	2	6	8	4	16	3	1	2	0	0	0	0	32	
05	Avery Thrasher	1	0-0	0-0	0-0	0	0	0	0	0	0	0	0	0	0	0	0	0	
10	Ben Brown	1	0-0	0-0	0-0	0	0	0	0	0	0	0	0	0	0	0	0	0	
14	Slas Clark	1	0-0	0-0	0-0	0	0	0	0	0	0	0	0	0	0	0	0	0	
20	Floyd Williams	1	0-0	0-0	0-0	0	0	0	0	0	0	0	0	0	0	0	0	0	
25	Konstantin Dotsenko	1	6-11	4-7	2-3	1	11	12	4	18	1	2	0	0	0	0	0	28	
34	Anthony Yatroghou	1	3-5	1-1	2-2	1	3	4	1	9	0	1	0	1	0	1	0	19	
35	Logan Bonds	1	0-0	0-0	0-0	0	0	0	0	0	0	0	0	0	0	0	0	0	
	Team						0	0	0										
	Totals		26-60	12-25	9-14	6	32	38	24	73	18	16	2	4	2	0	0	200	

FG % 1st Half: 12.32	37.3%	2nd half: 14.28	50.0%	Game: 26-60	43.3%	Deatball	
3FG % 1st Half: 5.14	35.7%	2nd half: 7.11	63.6%	Game: 12-25	48.0%	Rebounds	
FT % 1st Half: 3.4	75.0%	2nd half: 6.10	60.0%	Game: 9-14	64.3%	4	

Arkansas State 84 - 10-3

#	Player	Total		3-Pr		Rebounds							Min			
		FG	FTA	FG	FTA	Off	Def	TP	PF	A	TO	Bk		S		
03	Brevard, Malik	1	4-5	0-0	1-2	3	7	10	2	9	0	1	1	0	1	28
04	Mathews, J.J.	1	3-6	0-0	2-4	0	1	2	3	10	0	3	1	1	0	24
05	Willis, Christian	1	3-5	1-2	2-3	0	1	1	2	9	3	1	0	0	0	22
12	Kus, Canberk	1	6-9	0-2	0-1	0	5	5	12	3	3	0	4	0	0	22
03	Eaton, Marquis	1	3-9	1-2	0-0	1	2	3	7	4	1	1	1	0	0	22
05	Fields, Caleb	1	4-7	2-3	0-0	1	4	5	15	2	0	0	1	0	0	20
01	Johnson, Jerry	1	1-4	0-1	0-0	1	1	2	1	2	2	1	0	1	0	17
05	Fields, Caleb	1	2-6	0-0	0-0	0	0	0	4	0	0	1	0	0	1	9
11	Eggleston, Melo	1	3-8	0-2	4-9	1	3	4	12	0	0	2	0	0	0	19
15	Scoggins, Jake	1	1-4	0-0	0-1	1	0	1	2	0	0	0	0	0	0	11
32	Jackson, Antwon	1	1-3	0-0	1-2	2	4	6	1	2	0	0	1	1	0	14
	Team															
	Totals		31-66	4-13	18-30	12	29	41	77	84	17	10	5	9	9	200

FG % 1st Half: 16-32	50.0%	2nd half: 15-34	44.1%	Game: 31-66	47.0%	Deadball
3FG % 1st Half: 2-8	25.0%	2nd half: 2-5	40.0%	Game: 4-13	30.8%	Rebounds
FT % 1st Half: 8-17	47.1%	2nd half: 10-13	76.9%	Game: 18-30	60.0%	3

ARKANSAS STATE BASKETBALL

Arkansas State Game Highs



2019-20 Arkansas State Men's Basketball
Arkansas State Team High/Low Analysis (as of Jan 07, 2020)
All games



Arkansas State - TEAM GAME HIGHS

POINTS	90	GEORGIA ST. (01/06/20)
	84	FREED-HARDEMAN (12/28/19)
	82	IDAHO (11/17/19)
	80	at Colorado St. (11/20/19)
	80	UC DAVIS (11/15/19)
FIELD GOALS MADE	31	FREED-HARDEMAN (12/28/19)
	31	IDAHO (11/17/19)
FIELD GOAL ATTEMPTS	66	FREED-HARDEMAN (12/28/19)
	59	IDAHO (11/17/19)
FIELD GOAL PERCENTAGE	.580 (29-50)	VMI (11/14/19)
	.525 (31-59)	IDAHO (11/17/19)
3 PT FIELD GOALS MADE	13	at Colorado St. (11/20/19)
	6	GEORGIA ST. (01/06/20)
	6	at Tulsa (12/07/19)
	6	OMAHA (12/03/19)
	6	UC DAVIS (11/15/19)
	6	at Ole Miss (11-8-19)
3 PT FG ATTEMPTS	20	at Colorado St. (11/20/19)
	19	at Ole Miss (11-8-19)
	19	ARK.-MONTICELLO (11/06/19)
3 PT FG PERCENTAGE	.650 (13-20)	at Colorado St. (11/20/19)
	.429 (6-14)	at Tulsa (12/07/19)
FREE THROWS MADE	34	GEORGIA ST. (01/06/20)
	30	TEXAS ST. (01/04/20)
FREE THROW ATTEMPTS	42	GEORGIA ST. (01/06/20)
	41	TEXAS ST. (01/04/20)
	41	LOUISIANA (12/18/19)
FREE THROW PERCENTAGE	.875 (14-16)	at Missouri State (12/11/19)
	.846 (22-26)	OMAHA (12/03/19)
REBOUNDS	41	FREED-HARDEMAN (12/28/19)
	39	SFA (11/30/19)
	39	IDAHO (11/17/19)
ASSISTS	22	IDAHO (11/17/19)
	21	VMI (11/14/19)
STEALS	12	UC DAVIS (11/15/19)
	11	at Ole Miss (11-8-19)
BLOCKED SHOTS	5	FREED-HARDEMAN (12/28/19)
	5	LOUISIANA (12/18/19)
	5	IDAHO (11/17/19)
TURNOVERS	23	at Ole Miss (11-8-19)
	20	SFA (11/30/19)
FOULS	28	TEXAS ST. (01/04/20)
	28	LOUISIANA (12/18/19)

Opponent Game Highs



2019-20 Arkansas State Men's Basketball
Arkansas State High/Low Analysis (as of Jan 07, 2020)
All games



Opponent - GAME HIGHS

POINTS	87	GEORGIA ST. (01/06/20)
	78	at Colorado St. (11/20/19)
	76	SFA (11/30/19)
	75	at Missouri State (12/11/19)
	73	UT ARLINGTON (01/02/20)
	73	FREED-HARDEMAN (12/28/19)
	73	OMAHA (12/03/19)
FIELD GOALS MADE	32	GEORGIA ST. (01/06/20)
	31	UT ARLINGTON (01/02/20)
FIELD GOAL ATTEMPTS	62	GEORGIA ST. (01/06/20)
	60	FREED-HARDEMAN (12/28/19)
FIELD GOAL PERCENTAGE	.568 (25-44)	at Missouri State (12/11/19)
	.525 (31-59)	UT ARLINGTON (01/02/20)
3 PT FIELD GOALS MADE	12	FREED-HARDEMAN (12/28/19)
	9	GEORGIA ST. (01/06/20)
	9	ARK.-MONTICELLO (11/06/19)
3 PT FG ATTEMPTS	26	at Ole Miss (11-8-19)
	26	ARK.-MONTICELLO (11/06/19)
3 PT FG PERCENTAGE	.480 (12-25)	FREED-HARDEMAN (12/28/19)
	.467 (7-15)	at Tulsa (12/07/19)
FREE THROWS MADE	29	TEXAS ST. (01/04/20)
	21	LOUISIANA (12/18/19)
FREE THROW ATTEMPTS	36	TEXAS ST. (01/04/20)
	30	LOUISIANA (12/18/19)
FREE THROW PERCENTAGE	.826 (19-23)	at Missouri State (12/11/19)
	.824 (14-17)	GEORGIA ST. (01/06/20)
REBOUNDS	42	UT ARLINGTON (01/02/20)
	42	SFA (11/30/19)
ASSISTS	27	UT ARLINGTON (01/02/20)
	21	at Colorado St. (11/20/19)
	21	IDAHO (11/17/19)
STEALS	14	at Ole Miss (11-8-19)
	11	SFA (11/30/19)
BLOCKED SHOTS	6	at Colorado St. (11/20/19)
	4	at La.-Monroe (12/21/19)
	4	at Missouri State (12/11/19)
TURNOVERS	23	UC DAVIS (11/15/19)
	22	ARK.-MONTICELLO (11/06/19)
FOULS	30	LOUISIANA (12/18/19)
	29	GEORGIA ST. (01/06/20)

Arkansas State Game Lows



2019-20 Arkansas State Men's Basketball
Arkansas State High/Low Analysis (as of Jan 07, 2020)
All games



Arkansas State - GAME LOWS

POINTS	43	at Ole Miss (11-8-19)
	52	UT ARLINGTON (01/02/20)
	53	at Missouri State (12/11/19)
	57	SFA (11/30/19)
	62	at La.-Monroe (12/21/19)
FIELD GOALS MADE	15	at Ole Miss (11-8-19)
	15	SFA (11/30/19)
FIELD GOAL ATTEMPTS	45	at Tulsa (12/07/19)
	46	at Ole Miss (11-8-19)
FIELD GOAL PERCENTAGE	.283 (15-53)	SFA (11/30/19)
	.286 (16-56)	UT ARLINGTON (01/02/20)
3 PT FIELD GOALS MADE	2	UT ARLINGTON (01/02/20)
	3	VMI (11/14/19)
	3	at Missouri State (12/11/19)
	3	TEXAS ST. (01/04/20)
3 PT FG ATTEMPTS	9	VMI (11/14/19)
	9	UT ARLINGTON (01/02/20)
3 PT FG PERCENTAGE	.222 (2-9)	UT ARLINGTON (01/02/20)
	.235 (4-17)	SFA (11/30/19)
FREE THROWS MADE	6	ARK.-MONTICELLO (11/06/19)
	7	at Ole Miss (11-8-19)
FREE THROW ATTEMPTS	12	at Ole Miss (11-8-19)
	14	VMI (11/14/19)
FREE THROW PERCENTAGE	.353 (6-17)	ARK.-MONTICELLO (11/06/19)
	.583 (7-12)	at Ole Miss (11-8-19)
REBOUNDS	21	at Missouri State (12/11/19)
	22	at Tulsa (12/07/19)
ASSISTS	4	at Missouri State (12/11/19)
	9	SFA (11/30/19)
STEALS	4	IDAHO (11/17/19)
	5	SFA (11/30/19)
	5	at Tulsa (12/07/19)
	5	UT ARLINGTON (01/02/20)
BLOCKED SHOTS	1	at Tulsa (12/07/19)
	1	at Missouri State (12/11/19)
TURNOVERS	7	IDAHO (11/17/19)
	7	UT ARLINGTON (01/02/20)
FOULS	13	UT ARLINGTON (01/02/20)
	15	ARK.-MONTICELLO (11/06/19)
	15	VMI (11/14/19)
	15	GEORGIA ST. (01/06/20)

Opponent Game Lows



2019-20 Arkansas State Men's Basketball
Arkansas State High/Low Analysis (as of Jan 07, 2020)
All games



Opponent - GAME LOWS

POINTS	49	ARK.-MONTICELLO (11/06/19)
	56	VMI (11/14/19)
	59	at La.-Monroe (12/21/19)
	63	at Tulsa (12/07/19)
	67	UC DAVIS (11/15/19)
	67	LOUISIANA (12/18/19)
FIELD GOALS MADE	17	ARK.-MONTICELLO (11/06/19)
	19	VMI (11/14/19)
	19	TEXAS ST. (01/04/20)
FIELD GOAL ATTEMPTS	44	at Missouri State (12/11/19)
	45	at La.-Monroe (12/21/19)
	45	TEXAS ST. (01/04/20)
FIELD GOAL PERCENTAGE	.321 (17-53)	ARK.-MONTICELLO (11/06/19)
	.375 (21-56)	LOUISIANA (12/18/19)
3 PT FIELD GOALS MADE	2	at La.-Monroe (12/21/19)
	3	TEXAS ST. (01/04/20)
3 PT FG ATTEMPTS	8	TEXAS ST. (01/04/20)
	10	at La.-Monroe (12/21/19)
3 PT FG PERCENTAGE	.200 (2-10)	at La.-Monroe (12/21/19)
	.250 (4-16)	IDAHO (11/17/19)
	.250 (4-16)	LOUISIANA (12/18/19)
FREE THROWS MADE	4	UT ARLINGTON (01/02/20)
	6	ARK.-MONTICELLO (11/06/19)
FREE THROW ATTEMPTS	7	UT ARLINGTON (01/02/20)
	8	ARK.-MONTICELLO (11/06/19)
FREE THROW PERCENTAGE	.524 (11-21)	VMI (11/14/19)
	.571 (4-7)	UT ARLINGTON (01/02/20)
REBOUNDS	24	UC DAVIS (11/15/19)
	25	VMI (11/14/19)
ASSISTS	6	LOUISIANA (12/18/19)
	10	VMI (11/14/19)
STEALS	3	ARK.-MONTICELLO (11/06/19)
	3	UT ARLINGTON (01/02/20)
BLOCKED SHOTS	0	VMI (11/14/19)
	0	UC DAVIS (11/15/19)
	0	OMAHA (12/03/19)
	0	GEORGIA ST. (01/06/20)
TURNOVERS	8	IDAHO (11/17/19)
	10	at Colorado St. (11/20/19)
FOULS	14	at Tulsa (12/07/19)
	14	at La.-Monroe (12/21/19)



2019-20 Arkansas State Men's Basketball
Arkansas State Combined Team Statistics (as of Jan 06, 2020)
All games



RECORD:	OVERALL	HOME	AWAY	NEUTRAL
ALL GAMES	11-5	8-3	3-2	0-0
CONFERENCE	3-2	2-2	1-0	0-0
NON-CONFERENCE	8-3	6-1	2-2	0-0

#	Player	gp-gs	min	avg	Total		3-Point		F-Throw		Rebounds										pts	avg
					fg-fga	fg%	3fg-fga	3fg%	ft-fa	ft%	off	def	tot	avg	pf	dq	a	to	blk	stl		
00	Fields, Caleb	15-6	464	30.9	48-112	.429	13-32	.406	69-99	.697	6	45	51	3.4	19	0	53	27	1	14	178	11.9
12	Kus, Canberk	16-15	425	26.6	69-149	.463	16-44	.364	30-41	.732	20	58	78	4.9	45	1	32	25	16	24	184	11.5
11	Eggleston, Melo	6-1	114	19.0	21-49	.429	1-6	.167	24-33	.727	10	23	33	5.5	19	3	6	6	3	3	67	11.2
23	Eaton, Marquis	16-14	483	30.2	48-149	.322	14-50	.280	46-60	.767	9	49	58	3.6	35	0	41	28	2	22	156	9.8
04	Matthews, J.J.	16-16	351	21.9	58-101	.574	0-0	.000	37-54	.685	25	45	70	4.4	52	5	25	22	12	9	153	9.6
01	Johnson, Jerry	15-1	321	21.4	37-95	.389	22-58	.379	35-39	.897	4	23	27	1.8	18	0	22	22	0	7	131	8.7
03	Brevard, Malik	16-13	339	21.2	42-64	.656	0-2	.000	8-17	.471	37	63	100	6.3	54	5	10	30	7	11	92	5.8
05	Willis, Christian	16-14	353	22.1	28-61	.459	10-25	.400	17-28	.607	7	18	25	1.6	32	0	30	21	2	12	83	5.2
32	Jackson, Antwon	16-0	243	15.2	16-34	.471	0-0	.000	12-22	.545	19	27	46	2.9	23	0	8	15	7	12	44	2.8
02	Wilson, Kobe	11-0	89	8.1	6-27	.222	3-14	.214	4-4	1.000	0	6	6	0.5	1	0	4	6	0	2	19	1.7
15	Scoggins, Jake	3-0	15	5.0	1-6	.167	0-0	.000	0-1	.000	1	0	1	0.3	3	0	0	1	0	1	2	0.7
10	Farrington, Malcolm	1-0	3	3.0	0-1	.000	0-1	.000	0-0	.000	0	0	0	0.0	1	0	0	0	0	0	0	0.0
	Team										10	8	18				1					
	Total.....	16	3200		374-848	.441	79-232	.341	282-398	.709	148	365	513	32.1	302	14	231	204	50	117	1109	69.3
	Opponents.....	16	3200		395-848	.466	99-285	.347	216-306	.706	134	395	529	33.1	339	-	234	238	29	97	1105	69.1

TEAM STATISTICS	ASU	OPP
SCORING	1109	1105
Points per game	69.3	69.1
Scoring margin	+0.3	-
FIELD GOALS-ATT	374-848	395-848
Field goal pct	.441	.466
3 POINT FG-ATT	79-232	99-285
3-point FG pct	.341	.347
3-pt FG made per game	4.9	6.2
FREE THROWS-ATT	282-398	216-306
Free throw pct	.709	.706
F-Throws made per game	17.6	13.5
REBOUNDS	513	529
Rebounds per game	32.1	33.1
Rebounding margin	-1.0	-
ASSISTS	231	234
Assists per game	14.4	14.6
TURNOVERS	204	238
Turnovers per game	12.8	14.9
Turnover margin	+2.1	-
Assist/turnover ratio	1.1	1.0
STEALS	117	97
Steals per game	7.3	6.1
BLOCKS	50	29
Blocks per game	3.1	1.8
ATTENDANCE	13402	19301
Home games-Avg/Game	11-1218	5-3860
Neutral site-Avg/Game	-	0-0

Date	Opponent		Score	Att.
11/06/19	ARK.-MONTICELLO	w	65-49	1397
11-8-19	at Ole Miss	L	43-71	8009
% 11/14/19	VMI	w	71-56	1104
% 11/15/19	UC DAVIS	w	80-67	1176
% 11/17/19	IDAHO	w	82-68	987
11/20/19	at Colorado St.	w	80-78	2306
11/30/19	SFA	L	57-76	1606
12/03/19	OMAHA	w	78-73	1126
12/07/19	at Tulsa	w	66-63	3074
12/11/19	at Missouri State	L	53-75	3891
* 12/18/19	LOUISIANA	w	79-67	1177
* 12/21/19	at La.-Monroe	w	62-59	2021
12/28/19	FREED-HARDEMAN	w	84-73	1173
* 01/02/20	UT ARLINGTON	L	52-73	1276
* 01/04/20	TEXAS ST.	L	67-70	1275
* 01/06/20	GEORGIA ST.	w	90-87	1105

* = Conference game

% = Red Wolves Classic (Jonesboro, Ark.)

Score by Periods	1st	2nd	Totals
Arkansas State	500	609	1109
Opponents	555	550	1105



2019-20 Arkansas State Men's Basketball
Arkansas State Combined Team Statistics (as of Jan 06, 2020)
Sun Belt games only



RECORD:	OVERALL	HOME	AWAY	NEUTRAL
ALL GAMES	3-2	2-2	1-0	0-0
CONFERENCE	3-2	2-2	1-0	0-0
NON-CONFERENCE	0-0	0-0	0-0	0-0

#	Player	gp-gs	min	avg	Total		3-Point		F-Throw		Rebounds				pf	dq	a	to	blk	stl	pts	avg
					fg-fga	fg%	3fg-fga	3fg%	ft-fa	ft%	off	def	tot	avg								
23	Eaton, Marquis	5-5	162	32.4	18-51	.353	2-14	.143	19-27	.704	4	15	19	3.8	10	0	11	6	1	7	57	11.4
00	Fields, Caleb	5-2	162	32.4	13-33	.394	5-8	.625	25-38	.658	3	16	19	3.8	13	0	20	10	1	6	56	11.2
11	Eggleston, Melo	5-1	95	19.0	18-41	.439	1-4	.250	18-24	.750	9	20	29	5.8	17	3	3	6	1	3	55	11.0
01	Johnson, Jerry	5-1	110	22.0	10-34	.294	6-23	.261	17-19	.895	2	8	10	2.0	5	0	7	5	0	1	43	8.6
12	Kus, Canberk	5-4	113	22.6	13-36	.361	3-9	.333	14-16	.875	8	11	19	3.8	13	0	10	4	7	5	43	8.6
04	Matthews, J.J.	5-5	110	22.0	14-21	.667	0-0	.000	13-19	.684	8	16	24	4.8	16	2	4	8	5	3	41	8.2
03	Brevard, Malik	5-3	87	17.4	10-13	.769	0-1	.000	3-7	.429	10	13	23	4.6	14	0	2	5	2	3	23	4.6
05	Willis, Christian	5-4	87	17.4	5-14	.357	2-5	.400	6-11	.545	0	5	5	1.0	6	0	8	7	0	4	18	3.6
32	Jackson, Antwon	5-0	69	13.8	4-10	.400	0-0	.000	6-6	1.000	6	10	16	3.2	9	0	2	4	3	2	14	2.8
02	Wilson, Kobe	2-0	5	2.5	0-3	.000	0-1	.000	0-0	.000	0	1	1	0.5	0	0	0	0	0	0	0	0.0
Team											0	0	0									
Total.....		5	1000		105-256	.410	19-65	.292	121-167	.725	50	115	165	33.0	103	5	67	55	20	34	350	70.0
Opponents.....		5	1000		124-267	.464	25-76	.329	83-111	.748	44	128	172	34.4	122	-	73	70	8	24	356	71.2

TEAM STATISTICS	ASU	OPP
SCORING	350	356
Points per game	70.0	71.2
Scoring margin	-1.2	-
FIELD GOALS-ATT	105-256	124-267
Field goal pct	.410	.464
3 POINT FG-ATT	19-65	25-76
3-point FG pct	.292	.329
3-pt FG made per game	3.8	5.0
FREE THROWS-ATT	121-167	83-111
Free throw pct	.725	.748
F-Throws made per game	24.2	16.6
REBOUNDS	165	172
Rebounds per game	33.0	34.4
Rebounding margin	-1.4	-
ASSISTS	67	73
Assists per game	13.4	14.6
TURNOVERS	55	70
Turnovers per game	11.0	14.0
Turnover margin	+3.0	-
Assist/turnover ratio	1.2	1.0
STEALS	34	24
Steals per game	6.8	4.8
BLOCKS	20	8
Blocks per game	4.0	1.6
ATTENDANCE	4833	2021
Home games-Avg/Game	4-1208	1-2021
Neutral site-Avg/Game	-	0-0

Date	Opponent		Score	Att.
* 12/18/19	LOUISIANA	W	79-67	1177
* 12/21/19	at La.-Monroe	W	62-59	2021
* 01/02/20	UT ARLINGTON	L	52-73	1276
* 01/04/20	TEXAS ST.	L	67-70	1275
* 01/06/20	GEORGIA ST.	W	90-87	1105

* = Conference game

% = Red Wolves Classic (Jonesboro, Ark.)

Score by Periods	1st	2nd	Totals
Arkansas State	159	191	350
Opponents	194	162	356



Individual Career History vs South Alabama



Brevard, Malik

Season	gp-gs	min/avg	Total		3-Point		F-Throws		Rebounds				pf	fo	ast	to	blk	stl	Scoring	
			fg-fga	pct	fg-fga	pct	ft-fita	pct	off	def	tot	avg							pts	avg
2018-19	2-1	28/14.0	1-5	.200	0-0	.000	0-0	.000	2	6	8	4.0	2	0	1	2	0	1	2	1.0
TOTAL	2-1	28/14.0	1-5	.200	0-0	.000	0-0	.000	2	6	8	4.0	2	0	1	2	0	1	2	1.0

Eaton, Marquis

Season	gp-gs	min/avg	Total		3-Point		F-Throws		Rebounds				pf	fo	ast	to	blk	stl	Scoring	
			fg-fga	pct	fg-fga	pct	ft-fita	pct	off	def	tot	avg							pts	avg
2017-18	1-1	30/30.0	2-9	.222	0-3	.000	2-2	1.000	3	2	5	5.0	2	0	2	1	1	1	6	6.0
2018-19	3-3	106/35.3	14-36	.389	2-10	.200	8-8	1.000	5	11	16	5.3	5	0	5	4	1	1	38	12.7
TOTAL	4-4	136/34.0	16-45	.356	2-13	.154	10-10	1.000	8	13	21	5.3	7	0	7	5	2	2	44	11.0

Kus, Canberk

Season	gp-gs	min/avg	Total		3-Point		F-Throws		Rebounds				pf	fo	ast	to	blk	stl	Scoring	
			fg-fga	pct	fg-fga	pct	ft-fita	pct	off	def	tot	avg							pts	avg
2018-19	3-0	30/10.0	2-8	.250	0-1	.000	0-0	.000	2	2	4	1.3	4	0	3	1	0	0	4	1.3
TOTAL	3-0	30/10.0	2-8	.250	0-1	.000	0-0	.000	2	2	4	1.3	4	0	3	1	0	0	4	1.3

Matthews, J.J.

Season	gp-gs	min/avg	Total		3-Point		F-Throws		Rebounds				pf	fo	ast	to	blk	stl	Scoring	
			fg-fga	pct	fg-fga	pct	ft-fita	pct	off	def	tot	avg							pts	avg
2018-19	2-0	24/12.0	4-5	.800	0-0	.000	2-4	.500	2	4	6	3.0	7	0	1	3	2	0	10	5.0
TOTAL	2-0	24/12.0	4-5	.800	0-0	.000	2-4	.500	2	4	6	3.0	7	0	1	3	2	0	10	5.0

Scoggins, Jake

Season	gp-gs	min/avg	Total		3-Point		F-Throws		Rebounds				pf	fo	ast	to	blk	stl	Scoring	
			fg-fga	pct	fg-fga	pct	ft-fita	pct	off	def	tot	avg							pts	avg
2017-18	1-0	4/4.0	0-0	.000	0-0	.000	0-2	.000	0	0	0	0.0	1	0	0	0	0	0	0	0.0
TOTAL	1-0	4/4.0	0-0	.000	0-0	.000	0-2	.000	0	0	0	0.0	1	0	0	0	0	0	0	0.0

Willis, Christian

Season	gp-gs	min/avg	Total		3-Point		F-Throws		Rebounds				pf	fo	ast	to	blk	stl	Scoring	
			fg-fga	pct	fg-fga	pct	ft-fita	pct	off	def	tot	avg							pts	avg
2018-19	2-1	37/18.5	5-11	.455	0-1	.000	0-0	.000	3	1	4	2.0	2	0	0	1	0	0	10	5.0
TOTAL	2-1	37/18.5	5-11	.455	0-1	.000	0-0	.000	3	1	4	2.0	2	0	0	1	0	0	10	5.0

Wilson, Kobe

Season	gp-gs	min/avg	Total		3-Point		F-Throws		Rebounds				pf	fo	ast	to	blk	stl	Scoring	
			fg-fga	pct	fg-fga	pct	ft-fita	pct	off	def	tot	avg							pts	avg
2018-19	2-0	12/6.0	2-5	.400	2-4	.500	2-3	.667	0	0	0	0.0	1	0	0	1	0	0	8	4.0
TOTAL	2-0	12/6.0	2-5	.400	2-4	.500	2-3	.667	0	0	0	0.0	1	0	0	1	0	0	8	4.0



2019-20 Arkansas State Men's Basketball
Arkansas State Season/Career Statistics (as of Jan 07, 2020)
All games



SEASON STATISTICS

CAREER STATISTICS

SUMMARY	gp-gs	min/g	fg%	3fg%	ft%	r/g	a/g	stl	blk	pts/g	gp-gs	min/g	fg%	3fg%	ft%	r/g	a/g	stl	blk	pts/g
Fields, Caleb	15-6	30.9	.429	.406	.697	3.4	3.5	14	1	11.9	15-6	30.9	.429	.406	.697	3.4	3.5	14	1	11.9
Kus, Canberk	16-15	26.6	.463	.364	.732	4.9	2.0	24	16	11.5	40-15	20.4	.423	.316	.778	3.5	1.4	42	32	8.0
Eggleston, Melo	6-1	19.0	.429	.167	.727	5.5	1.0	3	3	11.2	6-1	19.0	.429	.167	.727	5.5	1.0	3	3	11.2
Eaton, Marquis	16-14	30.2	.322	.280	.767	3.6	2.6	22	2	9.8	80-52	26.8	.366	.300	.781	2.7	2.5	76	19	8.9
Matthews, J.J.	16-16	21.9	.574	.000	.685	4.4	1.6	9	12	9.6	43-23	16.9	.541	.000	.670	3.6	0.8	17	27	7.3
Johnson, Jerry	15-1	21.4	.389	.379	.897	1.8	1.5	7	0	8.7	15-1	21.4	.389	.379	.897	1.8	1.5	7	0	8.7
Brevard, Malik	16-13	21.2	.656	.000	.471	6.3	0.6	11	7	5.8	46-24	18.2	.579	.111	.489	5.0	0.6	30	26	4.2
Willis, Christian	16-14	22.1	.459	.400	.607	1.6	1.9	12	2	5.2	52-20	13.9	.422	.317	.672	1.1	0.9	16	3	3.6
Jackson, Antwon	16-0	15.2	.471	.000	.545	2.9	0.5	12	7	2.8	16-0	15.2	.471	.000	.545	2.9	0.5	12	7	2.8
Wilson, Kobe	11-0	8.1	.222	.214	1.000	0.5	0.4	2	0	1.7	36-0	9.3	.275	.291	.667	0.6	0.4	6	1	2.2
Scoggins, Jake	3-0	5.0	.167	.000	.000	0.3	0.0	1	0	0.7	35-3	6.7	.432	.000	.231	0.9	0.2	7	1	1.0
Farrington, Malcolm	1-0	3.0	.000	.000	.000	0.0	0.0	0	0	0.0	1-0	3.0	.000	.000	.000	0.0	0.0	0	0	0.0

SCORING	fg-fga	fg%	3fg-fga	3fg%	ft-fa	ft%	pts	pts/g	fg-fga	fg%	3fg-fga	3fg%	ft-fa	ft%	pts	pts/g
Fields, Caleb	48-112	.429	13-32	.406	69-99	.697	178	11.9	48-112	.429	13-32	.406	69-99	.697	178	11.9
Kus, Canberk	69-149	.463	16-44	.364	30-41	.732	184	11.5	116-274	.423	31-98	.316	56-72	.778	319	8.0
Eggleston, Melo	21-49	.429	1-6	.167	24-33	.727	67	11.2	21-49	.429	1-6	.167	24-33	.727	67	11.2
Eaton, Marquis	48-149	.322	14-50	.280	46-60	.767	156	9.8	240-656	.366	67-223	.300	164-210	.781	711	8.9
Matthews, J.J.	58-101	.574	0-0	.000	37-54	.685	153	9.6	118-218	.541	0-0	.000	77-115	.670	313	7.3
Johnson, Jerry	37-95	.389	22-58	.379	35-39	.897	131	8.7	37-95	.389	22-58	.379	35-39	.897	131	8.7
Brevard, Malik	42-64	.656	0-2	.000	8-17	.471	92	5.8	84-145	.579	1-9	.111	22-45	.489	191	4.2
Willis, Christian	28-61	.459	10-25	.400	17-28	.607	83	5.2	65-154	.422	20-63	.317	39-58	.672	189	3.6
Jackson, Antwon	16-34	.471	0-0	.000	12-22	.545	44	2.8	16-34	.471	0-0	.000	12-22	.545	44	2.8
Wilson, Kobe	6-27	.222	3-14	.214	4-4	1.000	19	1.7	25-91	.275	16-55	.291	12-18	.667	78	2.2
Scoggins, Jake	1-6	.167	0-0	.000	0-1	.000	2	0.7	16-37	.432	0-0	.000	3-13	.231	35	1.0
Farrington, Malcolm	0-1	.000	0-1	.000	0-0	.000	0	0.0	0-1	.000	0-1	.000	0-0	.000	0	0.0

TOTALS	o-reb	d-reb	t-reb	pf	fo	ast	to	a/to	o-reb	d-reb	t-reb	pf	fo	ast	to	a/to
Fields, Caleb	6	45	51	19	0	53	27	2.0	6	45	51	19	0	53	27	2.0
Kus, Canberk	20	58	78	45	1	32	25	1.3	34	104	138	95	3	57	58	1.0
Eggleston, Melo	10	23	33	19	3	6	6	1.0	10	23	33	19	3	6	6	1.0
Eaton, Marquis	9	49	58	35	0	41	28	1.5	45	168	213	165	1	201	161	1.2
Matthews, J.J.	25	45	70	52	5	25	22	1.1	65	91	156	121	7	35	61	0.6
Johnson, Jerry	4	23	27	18	0	22	22	1.0	4	23	27	18	0	22	22	1.0
Brevard, Malik	37	63	100	54	5	10	30	0.3	86	145	231	124	8	27	62	0.4
Willis, Christian	7	18	25	32	0	30	21	1.4	22	36	58	79	1	47	44	1.1
Jackson, Antwon	19	27	46	23	0	8	15	0.5	19	27	46	23	0	8	15	0.5
Wilson, Kobe	0	6	6	1	0	4	6	0.7	2	18	20	27	1	13	19	0.7
Scoggins, Jake	1	0	1	3	0	0	1	0.0	10	23	33	47	0	7	12	0.6
Farrington, Malcolm	0	0	0	1	0	0	0	0.0	0	0	0	1	0	0	0	0.0