



ARKANSAS STATE BASKETBALL

Basketball Contact: Mark Taylor [martaylor@astate.edu] | W: 870-972-3547 | C: 870-219-5705 | @AStateMB | #WolvesUp

SCHEDULE/RESULTS

SBC: 2-1 | Non-Conference: 8-3
Home: 7-2 | Away: 3-2 | Neutral: 0-0

OCTOBER

Wed. 30 Harding (Exh.) 80-54, W

NOVEMBER

Wed. 6 Arkansas-Monticello 65-49, W
Fri. 8 at Ole Miss 43-71, L

Red Wolves Classic (Jonesboro, Ark.)

Thu. 14 VMI E+ 71-56, W
Fri. 15 UC Davis 80-67, W
Sun. 17 Idaho E+ 82-68, W
Wed. 20 at Colorado State 80-78, W
Sat. 30 Stephen F. Austin 57-76, L

DECEMBER

Tue. 3 Omaha E+ 78-73, W
Sat. 7 at Tulsa ESPN3 66-63, W
Wed. 11 at Missouri State E+ 53-75, L
Wed. 18 Louisiana* E+ 79-67, W
Sat. 21 at ULM* E+ 62-59, W
Sat. 28 Freed-Hardeman 4:00 PM

JANUARY

Thu. 2 UT Arlington* E+ 52-73, L
Sat. 4 Texas State* E+ 67-70, L
Mon. 6 Georgia State* 7:00 PM
Thu. 9 at South Alabama* E+ 7:00 PM
Sat. 11 Troy* E+ 4:00 PM
Thu. 16 at Appalachian State* E+ 6:00 PM
Sat. 18 at Coastal Carolina* E+ 1:00 PM
Thu. 23 South Alabama* E+ 7:00 PM
Sat. 25 at Troy* E+ 4:15 PM
Thu. 30 Appalachian State* E+ 7:00 PM

FEBRUARY

Sat. 1 Coastal Carolina* E+ 4:00 PM
Sat. 8 at Little Rock* E+ 2:00 PM
Thu. 13 at UT Arlington* E+ 7:00 PM
Sat. 15 at Texas State* E+ 2:00 PM
Wed. 19 ULM* E+ 7:00 PM
Sat. 22 Little Rock* E+ 4:00 PM
Wed. 26 at Louisiana* E+ 7:00 PM

MARCH

Tue. 3 at Georgia Southern* E+ 6:00 PM

* - Sun Belt Conference Game

All game times listed in Central Standard Time (CST)

IN THESE NOTES

Radio/TV Roster..... 2
Roster & Quick Facts..... 3
Series History..... 4
Current Notes..... 4-5
Sun Belt Update..... 6
Statistical Trends..... 7
The Last Time..... 8-9
Game-By-Game Stats..... 10
Miscellaneous Stats..... 11
Player Pages..... 12-17
Box Scores..... 18-19
Game Highs/Lows..... 20
Career Stats vs Opponent..... 21
Season Stats..... 22
Conference Only Stats..... 23
Season/Career Stats..... 24

ARKANSAS STATE vs GEORGIA STATE
Jonesboro, Ark. • First National Bank Arena
Monday, January 6 • 7:00 PM

GAME

ESPN+

107.9 KFHN

AStateStats.com

16

RED WOLVES

10-5 OVERALL 2-2 SUN BELT

Head Coach..... Mike Balado
Career Record/Yrs..... 33-45/3
A-State Record/Yrs..... Same
vs. Georgia State..... 0-3



-VS-

| Category | Overall | SBC | NCAA Rank |
|--------------|---------|------|-----------|
| Scoring Off. | 67.9 | 65.0 | 268 |
| Scoring Def. | 67.9 | 67.2 | 161 |
| FG% | .438 | .392 | 176 |
| FG % Def. | .462 | .449 | 314 |
| 3-PT % | .340 | .271 | 151 |
| 3-PT % Def. | .344 | .302 | 241 |
| FT % | .697 | .696 | 187 |
| Reb./Game | 32.1 | 33.2 | 328 |
| Reb. Margin | -1.1 | -1.7 | 243 |
| TO Margin | +2.1 | +3.0 | 79 |
| Asts/Game | 14.3 | 12.8 | 116 |
| TO/Game | 13.0 | 11.5 | 110 |
| Stls/Game | 7.3 | 6.5 | 119 |
| Blks/Game | 3.1 | 4.0 | 186 |

NCAA Rank as of Jan. 5

THE SERIES

Georgia State leads 10-3

In Jonesboro..... 2-4
In Atlanta..... 1-5
Neutral Sites..... 0-1
Trend..... Georgia State, W3
Last Game..... February 28, 2019
..... at Georgia State 76, A-State 60
More series information on page 4

FOLLOW THE RED WOLVES

Online..... AStateRedWolves.com
Twitter..... @AStateMB
Facebook..... /AStateMB
Instagram..... @AStateMB

PANTHERS

10-5 OVERALL 3-1 SUN BELT

Head Coach..... Rob Lanier
Career Record/Yrs..... 68-75/5
GSU Record/Yrs..... 10-5/1
vs. A-State..... 0-0

| Category | Overall | SBC | NCAA Rank |
|--------------|---------|------|-----------|
| Scoring Off. | 78.9 | 76.3 | 42 |
| Scoring Def. | 70.3 | 70.0 | 206 |
| FG% | .442 | .427 | 158 |
| FG % Def. | .385 | .379 | 34 |
| 3-PT % | .382 | .341 | 25 |
| 3-PT % Def. | .255 | .247 | 5 |
| FT % | .700 | .725 | 170 |
| Reb./Game | 38.3 | 39.0 | 94 |
| Reb. Margin | -1.1 | -0.3 | 243 |
| TO Margin | +3.0 | +2.8 | 45 |
| Asts/Game | 14.5 | 13.8 | 103 |
| TO/Game | 14.8 | 16.8 | 262 |
| Stls/Game | 9.8 | 11.5 | 11 |
| Blks/Game | 4.5 | 4.5 | 52 |

NCAA Rank as of Jan. 5

STORYLINES

The 2019-20 campaign marks the program's 92nd season with the Red Wolves amassing a 1,217-1,172 all-time record (.509) dating back to the inaugural 1926-27 season ... Eight players have combined for 47 double-figure scoring output games, 19 of which have been by a player coming off the bench ... A-State is 8-0 this season and is 30-4 under head coach Mike Balado, when scoring 65 points before its opponent ... Caleb Fields is the only Division I freshman (as of Jan. 5) to average at least 11.0 points (11.9), 3.0 rebounds (3.3), 3.0 assists (3.2) per game and fewer than 2.0 (1.9) turnovers per game (27 players, regardless of classification, average those numbers this season) ... A-State is 10-0 when shooting 40 percent or better and 9-1 when scoring 65 or more points this season ... A-State has eight games with 14 or more assists this season after having seven such games last season over 31 games played ... The Red Wolves are shooting 69.6 percent (87-125) in SBC play at the charity stripe and are shooting 67.7 percent (105-155) in the last five games ... A-State has six games with five or more 3-pointers made, but has not made more than four in each of the last six games (20-72 / 27.8%).

ARKANSAS STATE PROJECTED LINEUP



0 CALEB FIELDS

FR | G | 6-0 | 185 | Lewisburg, Tenn.

| PPG | RPG | APG | MPG |
|------|-----|-----|------|
| 11.9 | 3.3 | 3.2 | 17.0 |

> Only Division I freshmen averaging at least 11.0 points, 3.0 rebounds, 3.0 assists and fewer than 2.0 turnovers per game
> Ranks top-40 nationally in frees throws made (38th | 67) and free throw attempts (16th | 97)
> Double figures in 8 of 14 games

LAST GAME: 13 PTS, 5 REB, 3 AST, 1-5 FG, 1-1 3FG, 10-16 FT



3 MALIK BREVARD

SR | F | 6-8 | 210 | Charlotte, N.C.

| PPG | RPG | APG | MPG |
|-----|-----|-----|------|
| 5.6 | 6.4 | 0.7 | 21.3 |

> Has two double-doubles this season
> Career best 17 pts against VMI
> Career best 14 rebs against Idaho
> Has 25 rebs over last two games

LAST GAME: 3 PTS, 8 REB, 0 BLK, 1-2 FG, 1-4 FT



4 J.J. MATTHEWS

rJR | F | 6-9 | 235 | Richmond, Va.

| PPG | RPG | APG | MPG |
|-----|-----|-----|------|
| 9.0 | 4.2 | 1.6 | 21.3 |

> Back-to-back career high games (18 vs UC Davis / 19 vs Idaho)
> Dished out career high seven assists against Idaho
> Only player to start in each of A-State's 15 games

LAST GAME: 2 PTS, 5 REB, 2 AST, 1 BLK, 1-3 FG, 0-0 FT



5 CHRISTIAN WILLIS

rJR | G | 6-0 | 190 | Belleville, Ill.

| PPG | RPG | APG | MPG |
|-----|-----|-----|------|
| 4.9 | 1.6 | 1.9 | 22.4 |

> Starts in each of the last 14 games
> Tied career high with 13 points at Colorado State
> Has 8 made 3-pointers this season after making 8 last season

LAST GAME: 0 PTS, 0 REB, 0 AST, 0 STL, 0-1 FG, 0-1 3FG, 0-0 FT



23 MARQUIS EATON

JR | G | 6-2 | 195 | Helena, Ark.

| PPG | RPG | APG | MPG |
|-----|-----|-----|------|
| 9.7 | 3.8 | 2.6 | 30.4 |

> Season high 24 points in win over Louisiana
> Tied career high with 9 rebounds against Louisiana
> Had 18 points at Colorado State, 12 of which came in last six minutes of the game
> Career-high four steals at ULM

LAST GAME: 10 PTS, 3 REB, 2 AST, 3-9 FG, 0-2 3FG, 4-5 FT

Lineup based on last game



RED WOLVES AT A GLANCE

RECORD 10-5

SUN BELT RECORD 2-2

LAST GAME 67-70, L vs Texas State

Head Coach



Mike Balado

Assistant Coach



Rick Cabrera

Assistant Coach



Casey Stanley

Assistant Coach



Mike Scutero

BY THE NUMBERS

| | |
|----------------|------|
| PPG | 67.9 |
| Scoring Margin | +0.1 |
| FG% | .438 |
| 3-PT FG% | .340 |
| FT% | .697 |
| APG | 14.3 |
| A/TO | 1.1 |
| Reb. Margin | -1.1 |
| TO Margin | +2.1 |
| SPG | 7.3 |
| BPG | 3.1 |

SBC STAT RANKS

| | |
|-------------|---------|
| Scoring Off | 11 / 11 |
| Scoring Def | 5 / 2 |
| FG% | 6 / 11 |
| FG% Def | 12 / 9 |
| 3-PT % | 5 / 12 |
| 3-PT % Def | 8 / 3 |
| FT% | 7 / 9 |
| Rebs/Game | 12 / 8 |
| Reb. Margin | 7 / 8 |
| TO Margin | 5 / 2 |
| Asts/Game | 4 / 9 |

All Games / SBC Only

0



CALEB FIELDS

G | Fr. | 6-0 | 190 | Lewsiburg, Tenn. | Aspire Academy

| PPG | RPG | APG | FG% | MPG |
|------|-----|-----|------|------|
| 11.9 | 3.3 | 3.2 | .427 | 30.5 |

Points: 22 at Colorado State | 11-20-19
Rebounds: 7 vs SFA | 11-30-19
Assists: 6, 2x, vs Omaha | 12-3-19

Blocks: 1 at ULM | 12-21-19
Steals: 2, 4x, vs Louisiana | 12-18-19
Minutes: 38, 2x, at Tulsa | 12-7-19

1



JERRY JOHNSON JR.

G | Sr. | 6-2 | 225 | Memphis, Tenn. | Chattanooga

| PPG | RPG | APG | FG% | MPG |
|-----|-----|-----|------|------|
| 8.6 | 1.8 | 1.4 | .393 | 21.4 |

Points: 22 vs Omaha | 12-3-19
Rebounds: 4, 3x, vs Texas State | 1-4-20
Assists: 4 at Colorado State | 11-20-19

Blocks:
Steals: 2, 2x, at Missouri State | 12-11-19
Minutes: 30 at Tulsa | 12-7-19

2



KOBE WILSON

G | So. | 6-2 | 180 | Palestine, Texas | Atascocita HS

| PPG | RPG | APG | FG% | MPG |
|-----|-----|-----|------|-----|
| 1.7 | 0.5 | 0.4 | .222 | 8.1 |

Points: 10 vs Harding | 12-29-18
Rebounds: 3 vs Evansville | 12-4-18
Assists: 3 vs Missouri State | 12-18-18

Blocks: 4 vs Appalachian State | 1-24-19
Steals: 4 vs Harding | 12-29-18
Minutes: 32 at Louisiana | 1-3-19

3



MALIK BREVARD

F | Sr. | 6-8 | 215 | Charlotte, N.C. | Palm Beach State College

| PPG | RPG | APG | FG% | MPG |
|-----|-----|-----|------|------|
| 5.6 | 6.4 | 0.7 | .650 | 21.3 |

Points: 17 vs VMI | 11-14-19
Rebounds: 14 vs Idaho | 11-17-19
Assists: 4 vs Idaho | 11-17-19

Blocks: 3 vs Harding | 12-29-18
Steals: 3, 2x, at Georgia State | 2-28-19
Minutes: 37 vs FAU | 12-14-18

4



J.J. MATTHEWS

F | rJr. | 6-9 | 235 | Richmond, Va. | Moberly Area CC

| PPG | RPG | APG | FG% | MPG |
|-----|-----|-----|------|------|
| 9.5 | 4.2 | 1.6 | .564 | 21.3 |

Points: 19 vs Idaho | 11-17-19
Rebounds: 10 vs UAM | 11-6-19
Assists: 7 vs Idaho | 11-17-19

Blocks: 2, 5x, at ULM | 12-21-19
Steals: 3 vs UT Arlington | 2-16-19
Minutes: 34 vs Idaho | 11-17-19

5



CHRISTIAN WILLIS

G | rJr. | 6-1 | 190 | Belleville, Ill. | Christian Brothers College HS

| PPG | RPG | APG | FG% | MPG |
|-----|-----|-----|------|------|
| 4.9 | 1.6 | 1.9 | .456 | 22.4 |

Points: 13, 2x, at Colorado State | 11-20-19
Rebounds: 6, 2x, at Colorado State | 11-20-19
Assists: 4, 2x, vs UC Davis | 11-15-19

Blocks: 1, 3x, at Colorado State | 11-20-19
Steals: 3, 2x, vs Omaha | 12-3-19
Minutes: 32, 2x, vs Omaha | 12-3-19

10



MALCOLM FARRINGTON

G | Fr. | 6-4 | 200 | West Palm Beach, Fla. | DME Academy

| PPG | RPG | APG | FG% | MPG |
|-----|-----|-----|------|-----|
| 0.0 | 0.0 | 0.0 | .000 | 3.0 |

Points:
Rebounds:
Assists:
Minutes: 3 vs UAM | 11-6-19

Blocks:
Steals:
Minutes: 3 vs UAM | 11-6-19

11



MELO EGGLESTON

G | rSo. | 6-8 | 200 | Suitland, Md. | Wake Forest

| PPG | RPG | APG | FG% | MPG |
|------|-----|-----|------|------|
| 10.2 | 4.6 | 1.2 | .436 | 18.6 |

Points: 15 vs Texas State | 1-4-20
Rebounds: 8 at ULM | 12-21-19
Assists: 3 vs Freed-Hardeman | 12-28-19

Blocks: 2 vs Freed-Hardeman | 12-28-19
Steals: 2 vs UT Arlington | 1-2-20
Minutes: 27 vs Texas State | 1-4-20

12



CANBERK KUS

G | Sr. | 6-6 | 205 | Istanbul, Turkey | College of Central Florida

| PPG | RPG | APG | FG% | MPG |
|------|-----|-----|------|------|
| 11.9 | 5.1 | 2.0 | .462 | 27.1 |

Points: 18 vs VMI | 11-14-19
Rebounds: 12 vs Idaho | 11-17-19
Assists: 5 vs VMI | 11-14-19

Blocks: 4 vs Louisiana | 12-18-19
Steals: 4, 3x, vs Freed-Hardeman | 12-28-19
Minutes: 37 vs Idaho | 11-17-19

15



JAKE SCOGGINS

F | rJr. | 6-9 | 220 | Benton, Ark. | Benton HS

| PPG | RPG | APG | FG% | MPG |
|-----|-----|-----|------|-----|
| 0.7 | 0.3 | 0.0 | .167 | 5.0 |

Points: 4, 3x, vs Culver-Stockton | 12-22-17
Rebounds: 4 at Grand Canyon | 11-16-18
Assists: 3 at Grand Canyon | 11-16-18

Blocks: 1 at Appalachian State | 1-27-18
Steals: 2 vs Coastal Carolina | 2-24-18
Minutes: 20 at Grand Canyon | 11-16-18

23



MARQUIS EATON

G | Jr. | 6-2 | 195 | Helena, Ark. | Jonesboro HS

| PPG | RPG | APG | FG% | MPG |
|-----|-----|-----|------|------|
| 9.7 | 3.8 | 2.6 | .317 | 30.4 |

Points: 26 vs UT Arlington | 2-16-19
Rebounds: 9, 2x, vs Louisiana | 12-18-19
Assists: 8 vs Appalachian State | 1-24-19

Blocks: 2 vs Louisiana | 3-9-19
Steals: 4 at ULM | 12-21-19
Minutes: 41 vs FAU | 12-14-19

32



ANTWON JACKSON

F | Fr. | 6-7 | 265 | Las Vegas, Nev. | Ed W. Clark HS

| PPG | RPG | APG | FG% | MPG |
|-----|-----|-----|------|------|
| 2.9 | 3.0 | 0.5 | .485 | 15.8 |

Points: 8 vs Omaha | 12-3-19
Rebounds: 8 vs Louisiana | 12-18-19
Assists: 2, 2x, at Tulsa | 12-7-19

Blocks: 1, 7x, vs Texas State | 1-4-20
Steals: 3 at Ole Miss | 11-8-19
Minutes: 25 vs Louisiana | 12-18-19

LAST FIVE GAMES

| # | Player | gp-gs | min | avg | Total | | 3-Point | | F-Throw | | Rebounds | | | | a | to | blk | stl | pts | avg | | |
|----------------|-------------------|-------|------|------|---------|------|---------|------|---------|------|----------|-----|-----|------|-----|----|-----|-----|-----|-----|-----|------|
| | | | | | fg-fga | fg% | 3fg-fga | 3fg% | ft-fga | ft% | off | def | tot | avg | | | | | | | pf | dq |
| 00 | Fields, Caleb | 5-1 | 145 | 29.0 | 13-31 | .419 | 6-10 | .600 | 28-43 | .651 | 3 | 16 | 19 | 3.8 | 10 | 0 | 14 | 9 | 1 | 5 | 60 | 12.0 |
| 23 | Eaton, Marquis | 5-5 | 157 | 31.4 | 18-53 | .340 | 3-13 | .231 | 14-21 | .667 | 5 | 16 | 21 | 4.2 | 12 | 0 | 13 | 5 | 1 | 5 | 53 | 10.6 |
| 11 | Eggleston, Melo | 5-0 | 93 | 18.6 | 17-39 | .436 | 0-3 | .000 | 17-23 | .739 | 7 | 16 | 23 | 4.6 | 15 | 3 | 6 | 4 | 3 | 3 | 51 | 10.2 |
| 12 | Kus, Canberk | 5-4 | 116 | 23.2 | 17-41 | .415 | 3-11 | .273 | 12-15 | .800 | 7 | 16 | 23 | 4.6 | 14 | 0 | 11 | 7 | 7 | 7 | 49 | 9.8 |
| 01 | Johnson, Jerry | 5-1 | 105 | 21.0 | 9-32 | .281 | 4-18 | .222 | 12-14 | .857 | 2 | 8 | 10 | 2.0 | 6 | 0 | 7 | 5 | 0 | 1 | 34 | 6.8 |
| 04 | Matthews, J.J. | 5-5 | 95 | 19.0 | 12-20 | .600 | 0-0 | .000 | 9-15 | .600 | 6 | 15 | 21 | 4.2 | 17 | 2 | 3 | 8 | 4 | 3 | 33 | 6.6 |
| 03 | Brevard, Malik | 5-4 | 95 | 19.0 | 11-14 | .786 | 0-1 | .000 | 2-6 | .333 | 11 | 18 | 29 | 5.8 | 15 | 0 | 2 | 6 | 1 | 4 | 24 | 4.8 |
| 05 | Willis, Christian | 5-5 | 92 | 18.4 | 6-15 | .400 | 1-3 | .333 | 5-10 | .500 | 0 | 5 | 5 | 1.0 | 5 | 0 | 10 | 6 | 0 | 4 | 18 | 3.6 |
| 32 | Jackson, Antwon | 5-0 | 77 | 15.4 | 5-12 | .417 | 0-0 | .000 | 6-7 | .857 | 8 | 13 | 21 | 4.2 | 9 | 0 | 2 | 5 | 4 | 2 | 16 | 3.2 |
| 15 | Scoggins, Jake | 1-0 | 11 | 11.0 | 1-4 | .250 | 0-0 | .000 | 0-1 | .000 | 1 | 0 | 1 | 1.0 | 2 | 0 | 0 | 0 | 0 | 1 | 2 | 2.0 |
| 02 | Wilson, Kobe | 3-0 | 14 | 4.7 | 2-9 | .222 | 0-2 | .000 | 0-0 | .000 | 0 | 1 | 1 | 0.3 | 0 | 0 | 0 | 1 | 0 | 0 | 4 | 1.3 |
| Team | | | | | | | | | | | 0 | 0 | 0 | | | | | | | | | |
| Total..... | | 5 | 1000 | | 111-270 | .411 | 17-61 | .279 | 105-155 | .677 | 50 | 124 | 174 | 34.8 | 105 | 5 | 68 | 56 | 21 | 35 | 344 | 68.8 |
| Opponents..... | | 5 | 1000 | | 118-265 | .445 | 28-78 | .359 | 78-108 | .722 | 39 | 139 | 178 | 35.6 | 117 | - | 75 | 74 | 10 | 24 | 342 | 68.4 |

ARKANSAS STATE BASKETBALL

NUMERICAL ROSTER

| No. | Name | Pos. | Yr. | Ht. | Wt. | Hometown/Last School |
|-----|--------------------|------|------|-----|-----|---|
| 0 | Caleb Fields | G | Fr. | 6-0 | 190 | Lewisburg, Tenn./Aspire Academy |
| 1 | Jerry Johnson Jr. | G | Sr. | 6-2 | 225 | Memphis, Tenn./Chattanooga |
| 2 | Kobe Wilson | G | So. | 6-2 | 180 | Palestine, Texas/Atascocita HS |
| 3 | Malik Brevard | F | Sr. | 6-8 | 210 | Charlotte, N.C. /Palm Beach State College |
| 4 | J.J. Matthews | F | rJr. | 6-9 | 235 | Richmond, Va./Moberly Area CC |
| 5 | Christian Willis | G | rJr. | 6-1 | 190 | Belleville, Ill. /Christian Brothers College HS |
| 10 | Malcolm Farrington | G | Fr. | 6-4 | 200 | West Palm Beach, Fla./DME Academy |
| 11 | Melo Eggleston | G | rSo. | 6-8 | 200 | Suitland, Md./Wake Forest |
| 12 | Canberk Kus | G | Sr. | 6-6 | 205 | Istanbul, Turkey/College of Central Florida |
| 15 | Jake Scoggins | F | rJr. | 6-9 | 220 | Benton, Ark./Benton HS |
| 20 | J'Sebian Brown | G | Jr. | 6-4 | 165 | Jonesboro, Ark./Southwest Tennessee |
| 21 | Avery Felts | G | Fr. | 6-2 | 185 | Jonesboro, Ark./Westside HS |
| 23 | Marquis Eaton | G | Jr. | 6-2 | 195 | Helena, Ark./Jonesboro HS |
| 32 | Antwon Jackson | F | Fr. | 6-7 | 265 | Las Vegas, Nev./Ed W. Clark HS |

ALPHABETICAL ROSTER

| No. | Name | Pos. | Yr. | Ht. | Wt. | Hometown/Last School |
|-----|--------------------|------|------|-----|-----|---|
| 3 | Malik Brevard | F | Sr. | 6-8 | 210 | Charlotte, N.C./Palm Beach State College |
| 20 | J'Sebian Brown | G | Jr. | 6-4 | 165 | Jonesboro, Ark./Southwest Tennessee |
| 23 | Marquis Eaton | G | Jr. | 6-2 | 195 | Helena, Ark./Jonesboro HS |
| 11 | Melo Eggleston | G | rSo. | 6-8 | 200 | Suitland, Md./Wake Forest |
| 10 | Malcolm Farrington | G | Fr. | 6-4 | 200 | West Palm Beach, Fla./DME Academy |
| 21 | Avery Felts | G | Fr. | 6-2 | 185 | Jonesboro, Ark./Westside HS |
| 0 | Caleb Fields | G | Fr. | 6-0 | 190 | Lewisburg, Tenn./Aspire Academy |
| 32 | Antwon Jackson | F | Fr. | 6-7 | 265 | Las Vegas, Nev./Ed W. Clark HS |
| 1 | Jerry Johnson Jr. | G | Sr. | 6-2 | 225 | Memphis, Tenn./Chattanooga |
| 12 | Canberk Kus | G | Sr. | 6-6 | 205 | Istanbul, Turkey/College of Central Florida |
| 4 | J.J. Matthews | F | rJr. | 6-9 | 235 | Richmond, Va./Moberly Area CC |
| 15 | Jake Scoggins | F | rJr. | 6-9 | 220 | Benton, Ark./Benton HS |
| 5 | Christian Willis | G | rJr. | 6-1 | 190 | Belleville, Ill. /Christian Brothers College HS |
| 2 | Kobe Wilson | G | So. | 6-2 | 180 | Palestine, Texas/Atascocita HS |

COACHING STAFF

| | |
|----------------------------|----------------|
| Head Coach | Mike Balado |
| Assistant Coach | Rick Cabrera |
| Assistant Coach | Casey Stanley |
| Assistant Coach | Mike Scutero |
| Director of Basketball Ops | Hayden McClain |
| Strength & Conditioning | James Diaz |
| Athletic Trainer | Matt Kabay |

PRONUNCIATION GUIDE

| | |
|----------------|------------------|
| Malik Brevard | Bruh-ward |
| J'Sebian Brown | Juh-say-be-in |
| Canberk Kus | Jhawn-bek Koo-sh |
| Mike Balado | Buh-lah-doh |
| Mike Scutero | Scoo-tear-oh |

QUICK FACTS

THE UNIVERSITY

| | |
|----------------------------|----------------------|
| Location | Jonesboro, Ark. |
| Founded | 1909 |
| Enrollment | 14,085 |
| Colors | Scarlet & Black |
| Nickname | Red Wolves |
| Conference | Sun Belt |
| President | Dr. Charles Welch |
| Chancellor | Dr. Kelly Damphousse |
| Athletics Director | Terry Mohajir |
| Athletics Department Phone | 870-972-3880 |
| Ticket Office Phone | 870-972-2781 |

BASKETBALL HISTORY

| | |
|-------------------------------------|--------------------|
| First Year of Basketball | 1926-27 |
| No. of Seasons | 92 |
| All-Time Record | 1,217-1,172 |
| Sun Belt Record | 232-249 |
| Record in First National Bank Arena | 320-130 |
| NCAA Tourney Years (Record) | 1 (0-1); Last 1999 |
| NIT Years (Record) | 4 (4-4); Last 1991 |

2019-20 TEAM

| | |
|------------------------------|----------------------------------|
| Letterwinners Returning/Lost | 7/6 |
| Starters Returning/Lost | 1/4 |
| 2018-19 | 13-19 (H: 10-4; A: 2-13; N: 1-2) |
| 2018-19 Sun Belt Finish | 7-11, 9th |

MEDIA RELATIONS

| | |
|--------------------------------|-----------------------------|
| Associate Director/MBB Contact | Mark Taylor |
| E-Mail | martaylor@astate.edu |
| Office/Cell | 870-972-3547 / 870-219-5705 |
| Twitter | @AStateMB |
| Website | AStateRedWolves.com |



SERIES HISTORY

Georgia State leads 10-3

- ▶ A-State and Georgia State clash for the 14th time Monday with the Panthers holding a commanding 10-3 edge in the series. Georgia State has won nine of the 11 meetings as Sun Belt foes.
- ▶ The Panthers have held A-State to 66 or fewer points in seven of the 13 meetings in the series.
- ▶ Monday's game is the only time the two teams matchup in the regular season of league play. The two sides met just once last season as well with Georgia State taking a 76-60 win in Atlanta.
- ▶ A-State is in its 29th season of play in the Sun Belt Conference with a record of 232-249. A-State is 152-93 (.620) at home and 80-156 (.339) on the road in SBC action.

SERIES RECORD

| | |
|-----------------------------|----------------------------|
| In Jonesboro: | 2-4 |
| In Atlanta: | 1-5 |
| Neutral Sites: | 0-1 |
| Current Overall Streak: | Georgia State, W3 |
| Longest A-State Win Streak: | 1 game |
| Longest GSU Win Streak: | 5 games |
| Largest A-State Win: | 11 (78-67) Feb. 27, 2017 |
| Largest GSU Win: | 31 (43-74) Jan. 31, 2015 |

SERIES RESULTS

| Date | Year | Score | Result |
|----------|------|---------------------|--------|
| March 4 | 2014 | 76-79 ^{OT} | hL |
| March 15 | 2014 | 45-72 | nL |
| Jan. 19 | 2015 | 54-60 | hL |
| Jan. 31 | 2015 | 43-74 | aL |
| Jan. 28 | 2016 | 75-69 | hW |
| Feb. 20 | 2016 | 61-69 | aL |
| Feb. 27 | 2017 | 78-67 | hW |
| Jan. 6 | 2018 | 75-79 | aL |
| Feb. 1 | 2018 | 66-77 | hL |
| Feb. 28 | 2019 | 60-76 | aL |

TALE OF THE TAPE

| A-State | Stats | GSU |
|---------|-----------------------|--------|
| 67.9 | Points Per Game | ▶ 78.9 |
| 67.9 ◀ | Opp. Points Per Game | 70.3 |
| +0.1 | Scoring Margin | ▶ +8.5 |
| .438 | Field Goal % | ▶ .442 |
| .462 | Opp. Field Goal % | ▶ .385 |
| .340 | 3-Point FG % | ▶ .382 |
| .344 | Opp. 3-Point FG % | ▶ .255 |
| .697 | Free Throw % | ▶ .700 |
| 32.1 | Rebounds Per Game | ▶ 38.3 |
| -1.1 ◀ | Rebound Margin | ▶ -1.1 |
| 14.3 | Assists Per Game | ▶ 14.5 |
| 13.0 ◀ | Turnovers Per Game | 14.8 |
| +2.1 | Turnover Margin | ▶ +3.0 |
| 1.1 ◀ | Assist/Turnover Ratio | 1.0 |
| 7.3 | Steals Per Game | ▶ 9.8 |
| 3.1 | Blocks Per Game | ▶ 4.5 |

THE OPENING TIP

- ▶ A grueling stretch of three games in five days closes Monday as A-State hosts Georgia State at 7:00 p.m. on ESPN+.
- ▶ The 2019-20 campaign marks the program's 92nd season with the Red Wolves amassing a 1,217-1,172 all-time record (.509) dating back to the inaugural 1926-27 season.

"LITTLE HELP FROM MY FRIENDS"

- ▶ A-State is averaging 14.3 assists per game, up from 11.3 assists per game last season. A-State has eight games with 14 or more assists this season after posting seven all of last season.
- ▶ The Red Wolves have 215 assists on 349 field goals thus far, good for an assist percentage of 61.6 percent. The 1987-88 team has the highest assist percentage in program history at 61.6 percent (570/925).
- ▶ Three games this season, A-State has logged 20 or more assists. Entering this season, A-State logged 20 or more assists in 11 of 282 games played since the 2010-11 season opener.
- ▶ A-State finished with a season-high 22 assists against Idaho while turning the ball over just seven times. It marked just the third time since the 2010-11 season opener that A-State had 20 or more assists and seven or fewer turnovers. The 22 assists are the most since the Red Wolves had 26 at Lamar on Nov. 30, 2013.
- ▶ A-State has a 1.1 assist to turnover ratio which would tie for the best dating back to the 1984-85 season when turnovers are available in yearly statistics. A-State has posted just eight seasons with a positive assist to turnover ratio since 1984-85 with the most recent coming in the 2013-14 season. In nine of 10 wins this season, A-State has a 1.0 or better assist to turnover ratio. The Red Wolves had a 1.0 or better assist to turnover ratio in five games last season.

"EVEN FLOW"

- ▶ A-State has three players averaging double figures and four others are averaging five or more points. Eight players are logging an average of 18 or more minutes. This season, six different players have led the Red Wolves in scoring (including ties): Canberk Kus (4), Caleb Fields (3), Melo Eggleston (3), J.J. Matthews (2), Jerry Johnson Jr. (2) and Marquis Eaton (2). Last season, A-State had five different players led the team in scoring (including ties): Ty Cockfield (26), Marquis Eaton (3), Grantham Gillard (2), Tristin Walley (2) and Canberk Kus (1).
- ▶ Eight players have combined for 47 double-figure scoring outings. Kus leads the team with 11 while Caleb Fields (8), Jerry Johnson Jr. (7), J.J. Matthews (7), Marquis Eaton (6), Melo Eggleston (4), Christian Willis (2) and Malik Brevard (2) make up the 47 total double-figure outings. Of those 43 double-figure scoring outputs, 19 have come by a player coming off the bench.

"BIG SHOT"

- ▶ Heading into a contest at Missouri State back on December 11, A-State was 7-2 overall and shooting 46.0 percent (220-478) from the field and 37.1 percent (53-143) beyond the arc. In the last six games (3-3 record), A-State has shot 40.6 percent (129-318) from the floor and 27.8 percent (20-72) from 3-point range.
- ▶ A-State is 10-0 on the season shooting 40 percent or better from the floor, shooting 49.2 percent (268-545) overall, 37.4 percent (55-147) from 3-point range, in it's wins, but 32.3 percent (81-251), 26.5 percent (18-68) beyond the arc, in the five losses.
- ▶ On the season, A-State is shooting 47.5 percent (276-581) inside the arc, but in the last two games the Red Wolves are 28-of-83 for 33.7 percent. Prior to the UT Arlington game, A-State was averaging 32.0 points per game in the painted area. Over the last two games, A-State has 44 points in the paint (22.0 per game).

"I CALL YOUR NAME"

- ▶ Coming off the bench, A-State players have responded this season. The Red Wolves are 10-3 this year when the bench is responsible for 15 or more points. A-State had a season-high 46 points from its bench in the win over Omaha.
- ▶ Players off the bench are averaging a combined 26.3 points per game on 41.6 percent (124-298) shooting, including 38.2 percent (39-102) beyond the arc. The Red Wolves opponents bench is averaging 19.3 points.

"FREE FALLIN'"

- ▶ Freshman Caleb Fields ranks 38th nationally in free throws made (67) and 16th in free throw attempts (97) after 14 games played. The 97 free throw attempts are the most by any freshmen in Division I this season while his 67 makes rank third.
- ▶ Last season, Ty Cockfield set the record for free throws made in a season at 173, making an average of 5.4 per game. Cockfield was 67-of-82 (.817) at the charity stripe after 14 games played last season.
- ▶ Dating back to the 1992-93 season, only Brandon Reed (75-106 | 2009-10) and Brandon Peterson (67-106 | 2009-10) have more free throw makes or attempts by an A-State freshman.

"NOTHING AS IT SEEMS"

- ▶ This section of the game notes is reserved for useless information.
- ▶ A-State has scored in 2,389 consecutive games.
- ▶ The Red Wolves have hit a 3-pointer in 269 consecutive games.
- ▶ A-State is unbeaten when scoring more points than its opponent.
- ▶ The average person will spend six months of their life waiting for red lights to turn green.

LAST TIME OUT

Official Basketball Box Score - Game Totals - Final Statistics
Texas St. vs Arkansas State
01/04/20 2:00 pm at Jonesboro, Ark. (FNB Arena)

| Texas St. 70 - 87 (1-3 SBC) | | Arkansas State 67 - 10-5 (2-2 SBC) | |
|-----------------------------|--------|------------------------------------|----------|
| Player | Total | 3-Pt | Rebounds |
| | FG-FGA | FG-FGA | FT-FTA |
| 01 Isaiah Small | 1-3 | 0-1 | 3-7 |
| 45 Eric Terry | 1-5 | 0-0 | 5-6 |
| 04 Shelby Adams | 0-2 | 0-0 | 1-2 |
| 12 Mason Harrell | 1-4 | 0-0 | 4-4 |
| 22 Nijal Pearson | 6-12 | 2-5 | 9-9 |
| 00 Dashawn Davidson | 0-0 | 0-0 | 0-0 |
| 06 Martin Davis | 3-6 | 1-2 | 2-2 |
| 10 Drew Tennill | 0-0 | 0-0 | 2-2 |
| 14 Quentin Scott | 0-2 | 0-0 | 0-0 |
| 25 Alonzo Sule | 4-8 | 0-0 | 3-4 |
| Team | 0 | 0 | 1 |
| Totals | 19-45 | 3-8 | 29-36 |

| Player | Total | 3-Pt | Rebounds |
|----------------------|--------|--------|----------|
| | FG-FGA | FG-FGA | FT-FTA |
| 03 Brevard Malik | 1-2 | 0-0 | 1-4 |
| 04 Matthews, J.J. | 1-3 | 0-0 | 0-0 |
| 00 Fields, Caleb | 1-5 | 1-1 | 10-16 |
| 02 Willis, Christian | 0-1 | 0-1 | 0-0 |
| 23 Eaton, Marquis | 3-9 | 0-2 | 4-5 |
| 01 Johnson, Jerry | 1-8 | 0-4 | 6-6 |
| 11 Eggleston, Melo | 6-10 | 0-0 | 3-4 |
| 12 Kus, Canberk | 4-9 | 2-4 | 2-2 |
| 32 Jackson, Antwon | 0-1 | 0-0 | 4-4 |
| Team | 0 | 0 | 1 |
| Totals | 17-48 | 3-12 | 30-41 |

Game: 19-45 42.2%
 FG % 1st Half: 13-22 59.1% 2nd half: 6-23 26.1%
 3FG % 1st Half: 2-5 40.0% 2nd half: 1-3 33.3%
 FT % 1st Half: 19-15 86.7% 2nd half: 16-21 76.2%

ABOUT THE GAME

Arkansas State had four players score in double figures and took the game's final shot, but couldn't complete a late comeback as it fell 70-67 to Texas State in a Sun Belt Conference men's basketball contest Saturday at First National Bank Arena.

The Red Wolves saw their overall record move to a 10-5 and now stand 2-2 in league play, while the Bobcats improved to 8-7 overall and 1-3 in Sun Belt action.

Sophomore guard Melo Eggleston scored a team-high 15 points to pace A-State, which also got 13 points from Caleb Fields, 12 from Canberk Kus and 10 from Marquis Eaton. Fields also added a season-high 10 rebounds to collect the first double-double of his young career.

Although the Red Wolves made a season-high 30 free throws, the Bobcats also made 29 and connected on 19 of their attempts from the field in comparison to A-State's 17. Texas State also finished with 42.2 field goal percentage, while Arkansas State shot 35.4 percent from the field.

"Hats off to Texas State - they're a good team, like I believe every team in the Sun Belt is," said A-State head coach Mike Balado. "I thought my team gave excellent effort. I thought it was a good college basketball game. I thought we got down - they made some shots in the first half and we didn't.

"This is the second game in a row we have had so many open layups and they just didn't fall, but they made them and we didn't and that's why the score was what it was at halftime. In the second half, we buckled down defensively and held them to 26 percent shooting. We also forced 16 turnovers and got seven steals, so we did some good things, but they just weren't enough to win the game. We just have to find ourselves and get back to the way we've been playing consistently for two halves."

"OFF HE GOES"

- ▶ The four freshmen on the roster this season are the most for an A-State squad since 2016-17 season.
- ▶ Caleb Fields (Lewisburg, Tenn./Aspire Academy), Malcolm Farrington (West Palm Beach, Fla./DME Academy), Avery Felts (Jonesboro, Ark./Westside HS) and Antwon Jackson (Las Vegas, Nev./Ed W. Clark HS).
- ▶ Graduate transfer Jerry Johnson Jr. (Chattanooga) was immediately eligible at the start of the season while redshirt-sophomore Melo Eggleston (Wake Forest) became eligible to play on Dec. 18 against Louisiana. Johnson scored 10 points over his first four appearances, but has since reached double figures in seven of his last 10 games. Eggleston has scored double figures in each of the last four games, leading the team in scoring against ULM, UT Arlington and Texas State.
- ▶ Fields is averaging 11.9 points per game on 42.7 percent (44-103) shooting and is 12-of-31 (.387) from 3-point range. Only six freshmen at A-State have averaged 10 or more points in their freshman season: Jerry Rook (1961-62) 19.8, John Dickson (1963-64) 15.5, Brandon Reed (2009-10) 15.1, John Belcher (1968-69) 12.5, Ryan Wedel (2006-07) 10.7) and Mike Burk (1964-65) 10.2.
- ▶ Fields is the only Division I freshman averaging at least 11.0 points (11.9), 3.0 rebounds (3.3), 3.0 assists (3.2) per game and fewer than 2.0 (1.9) turnovers per game. Only 27 players nationally, regardless of classification, average those numbers this season. Since the 2007-08 season, only 12 freshmen have finished a season with such numbers. No A-State freshman has averaged those numbers since at least the 1992-93 season and no Sun Belt Conference freshmen has finished a season with those figures.

"START ME UP"

- ▶ On the season, A-State has scored 1019 points and allowed 1019 points, but the Red Wolves are minus-44 in the first half (2.9 PPG) and plus-45 (3.0 PPG) in the second half. In league play, A-State has been outscored 269-260 overall, but 142-118 (6.0 PPG) in the first half.
- ▶ A-State was 12-4 when leading at halftime, but 1-15 when tied or trailing at the break last season. This season, the Red Wolves are 6-0 when leading at half and 4-5 when trailing.
- ▶ Dating back to the beginning of the 2017-18 season, A-State is 26-5 when holding a halftime lead, but 9-39 when tied or trailing at the midway point.

"DON'T STOP BELIEVING"

- ▶ Five of the Red Wolves 10 wins have come despite trailing by eight or more points in the game.
- ▶ A-State closed the Red Wolves classic with an 82-68 win over Idaho, but trailed the Vandals by 14 with 8:18 to play in the first half. The Red Wolves erased a 17-point deficit with 16:22 to play in the second half in the road win against Colorado State. Against Omaha, A-State trailed by 13 with 3:09 to play in the first half before coming back for a 5-point victory. The Red Wolves faced an early nine point deficit at Tulsa before roaring back with a 15-0 run to take a lead it did not surrender in the 66-63 win.
- ▶ The Red Wolves overcame two double-digit deficits last season, 18 versus Appalachian State and 14 against Little Rock. A-State has a total of 19 wins when trailing by double-digits since the 2014-15 season.

"FUTURE DAYS"

- ▶ Head Coach Mike Balado and staff signed three players in the early signing period.
- ▶ **Caleb London | G | 6-4 | 190 | Memphis, Tenn. | Conway (Ark.) HS**
Ranked the sixth-best prospect in the state of Arkansas, London averaged 14.6 points, 4.7 rebounds and 2.1 assists in his junior season at Conway (Ark.) High School. He led the team to an overall record of 20-8 and a state tournament appearance. The past two summers, he has competed on the Nike EYBL travel team circuit with Woodz Elite, the premier AAU team in Arkansas. He averaged 6.7 points, 4.1 rebounds and 1.9 assists as part of the Woodz Elite 17U team that earned an invitation to the Nike Peach Jam. In 2018, his 16U team won the Peach Jam title.
- ▶ **Indrek Sunelik | G | 6-7 | 185 | Tallinn, Estonia | Northwest Florida State College**
Sunelik is currently playing as a freshman for Northwest Florida State College, one of the premier junior colleges in the country. After 14 games played, he has averages of 5.5 points, 2.1 rebounds and 0.7 assists per game for the 10-4 squad. Last year as a senior in high school, he averaged 24.5 points, 8.3 rebounds and 3.6 assists per game at The Nation Christian Academy in Port St. Lucie, Fla. He set the school record with 12 3-pointers made in a single game, on his way to a 43-point outing against perennial national powerhouse The Patrick School.
- ▶ **Markise Davis | G/F | 6-8 | 195 | Oxford, Ala. | Wallace State CC**
Davis was selected to the All-American JUCO camp this past summer and solidified his spot as one of the top junior college prospects ahead of his sophomore season. Through 11 games this season, Davis is averaging 9.5 points, 7.0 rebounds and 1.5 assists per game while shooting 40 percent from the floor.

ARKANSAS STATE BASKETBALL

HEAD COACH MIKE BALADO

Arkansas State University Director of Athletics Terry Mohajir announced the appointment of Mike Balado as the 16th head coach of the A-State men's basketball program on March 20, 2017.

Balado came to Arkansas State after spending more than 15 seasons as an assistant coach, his last stop covering four seasons at the University of Louisville.

In his first two seasons at the helm, Balado has led the Red Wolves to a 24-40 record. With an up-tempo style of offense, A-State has top-five marks in single-season 3-pointers made, including 237 in 2018-19. The Red Wolves finished last season ranked second in the league in rebounding at 37.8 per game. A-State now has three-straight road wins at Little Rock for the first time since the 2005-07 seasons.

His first signing class, consisting of Ty Cockfield, Tristin Walley and Grantham Gillard, played a vital role on the floor. Cockfield set the single-season program record for scoring (716) and free throws made (173) and was a second team all-conference pick.

During Balado's four seasons working at Louisville, the Cardinals posted a 106-32 overall record for a .768 winning percentage. In the 2016-17 campaign, he helped lead Louisville to a 25-9 record and a No. 2 seed in the Midwest Regional of the NCAA Tournament.

Prior to joining the Louisville staff, Balado was an assistant coach for Richard Pitino at Florida International University. During that 2012-13 season, he helped the Panthers to an 18-14 record, their first winning season in 13 years and fourth-highest win total in school history.

BALADO VS OPPONENTS

| | | | |
|--------------------------|------------|----------------------|------------|
| Abilene Christian | 1-1 | Lehigh | 0-1 |
| Appalachian State | 3-0 | Little Rock | 3-1 |
| Arkansas-Monticello | 1-0 | Louisiana | 2-3 |
| Cleveland State | 0-1 | Minnesota | 0-1 |
| Coastal Carolina | 0-3 | Missouri Baptist | 1-0 |
| Colorado State | 1-0 | Missouri State | 1-1 |
| Culver-Stockton | 1-0 | Ole Miss | 0-1 |
| Eastern Illinois | 0-1 | Omaha | 1-1 |
| Eastern Michigan | 0-1 | South Alabama | 1-3 |
| Evansville | 1-1 | Stephen F. Austin | 0-1 |
| FAU | 2-0 | Syracuse | 0-1 |
| Freed-Hardeman | 1-0 | Texas State | 0-4 |
| Gardner-Webb | 1-0 | Troy | 0-3 |
| Georgia Southern | 1-2 | Tulsa | 1-0 |
| Georgia State | 0-3 | ULM | 4-2 |
| Grand Canyon | 0-1 | UC Davis | 1-0 |
| Harding | 1-0 | UNC-Wilmington | 0-1 |
| Indiana | 0-1 | UT Arlington | 1-3 |
| Henderson State | 1-0 | UT Martin | 0-1 |
| Howard | 1-0 | VMI | 1-0 |
| Idaho | 1-0 | Wichita State | 0-1 |
| Indiana | 0-1 | | |

SUN BELT CONFERENCE STANDINGS *(As of Games Played Jan. 2)*

| | Conference | | | Overall | | | | | | | | | |
|-------------------|------------|---|-------|---------|----|------|------|------|-----|-----|-----|-----|------|
| | W | L | PCT | W | L | PCT | PF | PA | H | A | N | T25 | STRK |
| Little Rock | 4 | 0 | 1.000 | 10 | 5 | .667 | 1048 | 1004 | 6-1 | 4-4 | 0-0 | 0-1 | W5 |
| Georgia State | 3 | 1 | .750 | 10 | 5 | .667 | 1183 | 1055 | 6-0 | 3-5 | 1-0 | 0-1 | L1 |
| Appalachian State | 3 | 1 | .750 | 9 | 6 | .600 | 1037 | 957 | 5-1 | 3-4 | 1-1 | 0-0 | W1 |
| Georgia Southern | 3 | 1 | .750 | 9 | 6 | .600 | 1159 | 1093 | 6-0 | 2-5 | 1-1 | 0-1 | L1 |
| Arkansas State | 2 | 2 | .500 | 10 | 5 | .667 | 1019 | 1018 | 7-3 | 3-2 | 0-0 | 0-0 | L2 |
| Coastal Carolina | 2 | 2 | .500 | 9 | 6 | .600 | 1207 | 1100 | 6-5 | 3-1 | 0-2 | 0-1 | W1 |
| ULM | 2 | 2 | .500 | 6 | 7 | .462 | 837 | 816 | 6-3 | 0-4 | 0-0 | 0-1 | W2 |
| South Alabama | 1 | 3 | .250 | 8 | 7 | .533 | 1099 | 1055 | 5-3 | 1-3 | 2-1 | 0-1 | L1 |
| Texas State | 1 | 3 | .250 | 8 | 7 | .533 | 1098 | 966 | 6-1 | 2-6 | 0-0 | 0-1 | W1 |
| Louisiana | 1 | 3 | .250 | 6 | 9 | .400 | 1095 | 1119 | 5-3 | 0-5 | 1-1 | 0-0 | W1 |
| Troy | 1 | 3 | .250 | 5 | 10 | .333 | 1049 | 1057 | 4-3 | 1-7 | 0-0 | 0-0 | L3 |
| UT Arlington | 1 | 3 | .250 | 5 | 10 | .333 | 1072 | 1045 | 3-2 | 2-7 | 0-1 | 0-2 | L1 |

SUN BELT PLAYER OF THE WEEK

| | |
|-------------|------------------------------------|
| November 12 | Josh Ajayi - South Alabama |
| November 19 | Markquis Nowell - Little Rock |
| November 26 | Elijah McCadden - Georgia Southern |
| December 3 | Markquis Nowell - Little Rock |
| December 9 | DeVante Jones - Coastal Carolina |
| December 16 | Nijal Pearson - Texas State |
| December 23 | Justin Forrest - Appalachian State |
| December 30 | Ike Smith - Georgia Southern |

2019-20 PRESEASON ALL-CONFERENCE

First Team

| | | | |
|----------------|------------------|---|------|
| Quan Jackson | Georgia Southern | G | rJr. |
| Josh Ajayi | South Alabama | F | rSr. |
| Trhae Mitchell | South Alabama | F | rSr. |
| Brian Warren | UT Arlington | G | Sr. |
| Nijal Pearson | Texas State | G | Sr. |












Second Team

| | | | |
|----------------|-------------------|---|------|
| Justin Forrest | Appalachian State | G | Jr. |
| DeVante Jones | Coastal Carolina | G | So. |
| Ike Smith | Georgia Southern | G | rSr. |
| Kane Williams | Georgia State | G | Jr. |
| Michael Ertel | ULM | G | Jr. |

Third Team

| | | | |
|----------------|-------------------|---|------|
| Isaac Johnson | Appalachian State | F | Sr. |
| Isaiah Crawley | Georgia Southern | F | Sr. |
| Cedric Russell | Louisiana | G | Jr. |
| JD Williams | ULM | G | Sr. |
| Don Coleman | South Alabama | G | rSr. |

SUN BELT CONFERENCE COMPOSITE SCHEDULE

| | A-STATE | LR | APP | CCU | GS | GSU | LA | ULM | USA | TROY | UTA | TXST |
|---|---------------------|--------------------------|---------------------|---------------------|---------------------|---------------------|---------------------|---------------------|---------------------|---------------------|---------------------|---------------------|
|  | --- | Feb. 8 Feb. 22 | Jan. 16 Jan. 30 | Jan. 18 Feb. 1 | Mar. 3 | Jan. 6 | 67-79, L Feb. 27 | 59-62, L Feb. 19 | Jan. 9 Jan. 23 | Jan. 11 Jan. 25 | 73-52, W Feb. 13 | 70-67, W Feb. 15 |
|  | Feb. 8 Feb. 22 | --- | Jan. 18 Feb. 1 | Jan. 16 Jan. 30 | Jan. 6 | Mar. 3 | 66-69, L Feb. 29 | 72-73, L Feb. 27 | Jan. 11 Jan. 25 | Jan. 9 Jan. 23 | 89-92, L Feb. 15 | 68-72, L Feb. 13 |
|  | Jan. 16 Jan. 30 | Jan. 18 Feb. 1 | --- | --- | 72-74, L Feb. 15 | 69-60, W Feb. 13 | Jan. 6 | Mar. 3 | 71-81, L Feb. 20 | 65-70, L Feb. 22 | Jan. 9 Feb. 15 | Jan. 11 Feb. 8 |
|  | Jan. 18 Feb. 1 | Jan. 16 Jan. 30 | --- | --- | 70-67, W Feb. 13 | 72-74, L Feb. 15 | Mar. 3 | Jan. 6 | 69-81, L Feb. 22 | 77-59, W Feb. 20 | Jan. 11 Feb. 15 | Jan. 9 Feb. 6 |
|  | Mar. 3 | Jan. 6 | 74-72, W Feb. 15 | 67-70, L Feb. 13 | --- | Jan. 25 Feb. 29 | Jan. 11 Feb. 8 | Jan. 9 Feb. 6 | Jan. 18 Feb. 1 | Jan. 16 Jan. 30 | 74-77, L Feb. 22 | 64-67, L Feb. 20 |
|  | Jan. 6 | Mar. 3 | 60-69, L Feb. 13 | 74-72, W Feb. 15 | Jan. 25 Feb. 29 | --- | Jan. 9 Feb. 6 | Jan. 11 Feb. 8 | Jan. 16 Feb. 1 | Jan. 18 Feb. 20 | 77-83, L Feb. 20 | 69-81, L Feb. 22 |
|  | 79-67, W Feb. 27 | 69-66, W Feb. 29 | Jan. 6 | Mar. 3 | Jan. 11 Feb. 8 | Jan. 9 Feb. 6 | --- | Jan. 25 Feb. 22 | 60-57, W Feb. 13 | 62-79, L Feb. 15 | Jan. 16 Jan. 30 | Jan. 18 Feb. 1 |
|  | 62-59, W Feb. 19 | 73-72, W Feb. 27 | Mar. 3 | Jan. 6 | Jan. 9 Feb. 6 | Jan. 11 Feb. 8 | Jan. 25 Feb. 22 | --- | 49-69, L Feb. 15 | 63-79, L Feb. 13 | Jan. 18 Feb. 1 | Jan. 16 Jan. 30 |
|  | Jan. 9 Jan. 23 | Jan. 11 Jan. 25 | 81-71, W Feb. 20 | 81-69, W Feb. 22 | Jan. 18 Feb. 1 | Jan. 16 Jan. 30 | 57-60, L Feb. 13 | 69-49, W Feb. 15 | --- | Feb. 7 Feb. 29 | Jan. 6 | Mar. 3 |
|  | Jan. 25 Feb. 13 | Jan. 9 Feb. 23 | 70-65, W Feb. 22 | 70-63, W Feb. 20 | Jan. 16 Feb. 1 | Jan. 18 Feb. 20 | 79-62, W Feb. 15 | 79-63, W Feb. 13 | Jan. 6 Feb. 29 | --- | Mar. 3 | Jan. 6 |
|  | 52-73, L Feb. 13 | 92-89, W Feb. 15 | Jan. 9 Feb. 6 | Jan. 11 Feb. 8 | 77-74, W Feb. 22 | 83-77, W Feb. 20 | Jan. 30 Feb. 1 | Jan. 16 Feb. 1 | Jan. 6 Feb. 29 | Mar. 3 | --- | Jan. 25 Feb. 28 |
| | 67-70, L Feb. 15 | 72-68, W Feb. 13 | Jan. 11 Feb. 8 | Jan. 9 Feb. 6 | 67-64, W Feb. 22 | 81-69, W Feb. 20 | Jan. 18 Feb. 1 | Jan. 16 Jan. 30 | Mar. 3 | Jan. 6 | Jan. 25 Feb. 28 | --- |
| +/- | -1 | +2 | +1 | 0 | +1 | +1 | -2 | -2 | -1 | -1 | +1 | +1 |

BOLD in each cell indicates home game for team in column header. Shading reflects single game against opponent | **Red** indicates road wins
Bottom row equals total of +/-1 where +1 is gained for road win and -1 when losing at home
APP - Appalachian State; A-STATE - Arkansas State; CCU - Coastal Carolina; GASO - Georgia Southern; GSU - Georgia State; LR - Little Rock;
ULL - Louisiana; USA - South Alabama; UTA - UT Arlington; TXST - Texas State

ARKANSAS STATE BASKETBALL

STATISTICAL TRENDS

| | 19-20 | Balado Era |
|--------------------------------------|-------|------------|
| At Home | 7-3 | 24-14 |
| On Road | 3-2 | 9-28 |
| When winning opening tipoff | 8-3 | 16-20 |
| When losing opening tipoff | 2-2 | 18-25 |
| When scoring first | 6-3 | 18-19 |
| When scoring second | 4-2 | 15-25 |
| When 3 or more players score 10+ | 5-2 | 15-14 |
| When 4 of more players score 10+ | 4-1 | 15-9 |
| In November | 5-2 | 9-11 |
| In December | 5-1 | 13-8 |
| In January | 0-2 | 5-12 |
| In February | - | 5-9 |
| In March | - | 2-5 |
| Leading at halftime | 6-0 | 25-7 |
| Trailing at halftime | 4-5 | 8-34 |
| Tied at halftime | - | 1-4 |
| Leading with 5:00 remaining | 8-0 | 28-4 |
| Trailing with 5:00 remaining | 2-5 | 5-40 |
| Tied with 5:00 remaining | - | 1-1 |
| Shooting higher FG% than opp. | 6-0 | 23-5 |
| Shooting lower FG% than opp. | 3-5 | 10-38 |
| Shooting same FG% as opp. | 1-0 | 1-2 |
| Shooting 50% or better | 5-0 | 18-4 |
| Shooting 40-49% | 5-0 | 14-18 |
| Shooting 30-39% | 0-5 | 1-22 |
| Shooting less than 30% | - | 1-1 |
| Shooting higher 3PT% than opp. | 6-1 | 24-11 |
| Shooting lower 3PT% than opp. | 4-4 | 10-33 |
| Shooting same 3PT% than opp. | - | 0-1 |
| Make more 3-pointers than opp. | 3-0 | 16-15 |
| Make fewer 3-pointers than opp. | 4-4 | 13-24 |
| Make same number 3-pointers | 3-1 | 5-6 |
| Shoot higher FT% than opp. | 6-3 | 20-23 |
| Shoot lower FT% than opp. | 4-2 | 14-22 |
| Shoot same FT% as opp. | - | 0-0 |
| Shoot more FT than opp. | 7-3 | 23-13 |
| Shoot fewer FT than opp. | 3-2 | 10-32 |
| Shoot same number FT opp. | - | 1-0 |
| Out-rebound opp. | 6-0 | 22-14 |
| Being out-rebound by opp. | 3-4 | 10-29 |
| Same number of rebounds | 1-1 | 2-2 |
| Record more assists | 6-0 | 21-5 |
| Record fewer assists | 4-4 | 11-38 |
| Record same number assists | 0-1 | 1-2 |
| Commit fewer turnovers than opp. | 8-2 | 18-17 |
| Commit more turnovers than opp. | 0-3 | 11-25 |
| Commit same turnovers as opp. | 2-0 | 5-3 |
| Scoring 85 points or more | - | 9-3 |
| Scoring 75-84 points | 6-0 | 15-9 |
| Scoring 65-74 points | 3-1 | 8-15 |
| Scoring 64 points or fewer | 1-4 | 2-18 |
| Allowing 85 points or more | - | 2-15 |
| Allowing 75-84 points | 2-2 | 11-21 |
| Allowing 65-74 points | 4-3 | 11-7 |
| Allowing 64 points or fewer | 4-0 | 10-1 |
| Bench outscores opp. | 8-1 | 21-21 |
| Bench outscored by opp. | 2-4 | 12-23 |
| Bench points equal | - | 0-1 |
| More points in paint than opp. | 8-0 | 22-12 |
| Fewer points in paint than opp. | 2-5 | 12-31 |
| Points in paint equal | - | 0-2 |
| More second chance points than opp. | 5-2 | 19-20 |
| Fewer second chance points than opp. | 2-2 | 12-22 |
| Second chance points equal | 2-2 | 3-6 |
| More fast break points than opp. | 9-3 | 23-14 |
| Fewer fast break points than opp. | 1-2 | 8-24 |
| Fast break points equal | - | 3-5 |
| White uniforms | 6-3 | 23-15 |
| Black uniforms | 1-1 | 7-21 |
| Red uniforms | 3-1 | 4-9 |
| Monday | - | 3-0 |
| Tuesday | 1-0 | 3-4 |
| Wednesday | 3-1 | 3-3 |
| Thursday | 1-1 | 6-12 |
| Friday | 1-1 | 4-6 |
| Saturday | 3-2 | 13-18 |
| Sunday | 1-0 | 2-1 |
| Games Decided By... | | |
| 0-5 Points or OT | 4-1 | 15-10 |
| 6-10 Points | - | 5-9 |
| 11-15 Points | 5-0 | 10-12 |
| 16-19 Points | 1-1 | 1-4 |
| 20+ Points | 0-3 | 3-10 |

2019-20 MARGIN OF VICTORY/DEFEAT

| Margin | 1 | 2 | 3 | 4 | 5 | 6 | 7 | 8 | 9 | 10 | 11-14 | 15-19 | 20-24 | 25-29 | 30-34 | 35+ |
|---------|---|---|---|---|---|---|---|---|---|----|-------|-------|-------|-------|-------|-----|
| Victory | - | 1 | 2 | - | 1 | - | - | - | - | - | 4 | 2 | - | - | - | - |
| Defeat | - | - | 1 | - | - | - | - | - | - | - | - | 1 | 2 | 1 | - | - |

MARGIN OF VICTORY/DEFEAT SINCE 1991-92 (SUN BELT ERA)

| Margin | 1 | 2 | 3 | 4 | 5 | 6 | 7 | 8 | 9 | 10 | 11-14 | 15-19 | 20-24 | 25-29 | 30-34 | 35+ |
|---------|----|----|----|----|----|----|----|----|----|----|-------|-------|-------|-------|-------|-----|
| Victory | 25 | 30 | 27 | 18 | 23 | 19 | 16 | 23 | 19 | 17 | 73 | 49 | 25 | 25 | 12 | 22 |
| Defeat | 21 | 21 | 33 | 25 | 22 | 30 | 28 | 20 | 21 | 20 | 61 | 56 | 39 | 14 | 11 | 6 |

Most First Half Points

| | | |
|----------|----|---------------------|
| A-State | 42 | vs FHU 12-28-19 |
| Opponent | 43 | by Idaho 11-17-19 |

Most Second Half Points

| | | |
|----------|----|--------------------|
| A-State | 53 | vs Omaha 12-3-19 |
| Opponent | 46 | by SFA 11-30-19 |

Fewest First Half Points

| | | |
|----------|----|-------------------------|
| A-State | 16 | at Mo. State 12-11-19 |
| Opponent | 22 | by UAM 11-6-19 |

Fewest Second Half Points

| | | |
|----------|----|-----------------------|
| A-State | 24 | at Ole Miss 11-8-19 |
| Opponent | 25 | by Idaho 11-17-19 |

Largest Halftime Lead

| | | |
|----------|----|-----------------------|
| A-State | 11 | vs VMI 11-14-19 |
| Opponent | 20 | by Ole Miss 11-8-19 |

Largest Margin of Victory

| | | |
|----------|----|-----------------------|
| A-State | 16 | vs UAM 11-6-19 |
| Opponent | 28 | by Ole Miss 11-8-19 |

PLAYER MILESTONES

| Points Leader | SEA | CAR | 10+ Points | SEA | CAR | 3-Point Plays | SEA | CAR |
|-------------------|-----|-----|-------------------|-----|-----|-------------------|-----|-----|
| Canberk Kus | 4 | 4 | Canberk Kus | 11 | 16 | J.J. Matthews | 5 | 11 |
| Caleb Fields | 3 | 3 | Caleb Fields | 8 | 8 | Caleb Fields | 5 | 5 |
| Melo Eggleston | 3 | 3 | J.J. Matthews | 7 | 9 | Marquis Eaton | 3 | 9 |
| Marquis Eaton | 2 | 5 | Jerry Johnson Jr. | 7 | 7 | Christian Willis | 2 | 3 |
| J.J. Matthews | 2 | 2 | Marquis Eaton | 6 | 29 | Antwon Jackson | 2 | 2 |
| Jerry Johnson Jr. | 2 | 2 | Melo Eggleston | 4 | 4 | Canberk Kus | 2 | 2 |
| | | | Christian Willis | 2 | 5 | Jerry Johnson Jr. | 1 | 1 |
| Rebounds Leader | SEA | CAR | Malik Brevard | 2 | 4 | Malik Brevard | 1 | 1 |
| Malik Brevard | 8 | 15 | Kobe Wilson | - | 1 | Kobe Wilson | - | 1 |
| Marquis Eaton | 3 | 3 | 20+ Points | SEA | CAR | 4-Point Plays | SEA | CAR |
| Melo Eggleston | 2 | 2 | Marquis Eaton | 2 | 5 | Marquis Eaton | - | 1 |
| J.J. Matthews | 1 | 2 | Caleb Fields | 1 | 1 | Triple-Doubles | SEA | CAR |
| Canberk Kus | 1 | 2 | Antwon Jackson | 1 | 1 | - | - | - |
| Antwon Jackson | 1 | 1 | Christian Willis | 1 | 1 | 10+ Rebounds | SEA | CAR |
| Christian Willis | 1 | 1 | Malik Brevard | 4 | 7 | Double-Doubles | SEA | CAR |
| Assists Leader | SEA | CAR | J.J. Matthews | 1 | 1 | Malik Brevard | 2 | 4 |
| Caleb Fields | 7 | 7 | Canberk Kus | 1 | 1 | J.J. Matthews | 1 | 1 |
| Marquis Eaton | 4 | 28 | Jerry Johnson Jr. | 2 | 2 | Canberk Kus | 1 | 1 |
| Christian Willis | 4 | 5 | J.J. Matthews | 1 | 2 | 10+ Assists | SEA | CAR |
| Canberk Kus | 3 | 4 | Jake Scoggins | - | 1 | - | - | - |
| Canberk Kus | 3 | 4 | 10+ Assists | SEA | CAR | Dunks | SEA | CAR |
| Jerry Johnson Jr. | 2 | 2 | - | - | - | Canberk Kus | 8 | 9 |
| J.J. Matthews | 1 | 2 | 10+ Assists | SEA | CAR | Malik Brevard | 3 | 12 |
| Jake Scoggins | - | 1 | - | - | - | J.J. Matthews | 3 | 3 |
| | | | | | | Marquis Eaton | - | 2 |

*Leaders include ties

ARKANSAS STATE BASKETBALL

THE LAST TIME

A TEAM SCORED 100+ POINTS IN A GAME

A-State 100 vs Central Baptist (W, 100-57) | 11-14-16
Opponent 114 by Little Rock (W, 116-114 4 OT) | 3-14-14

A TEAM SCORED 50 OR FEWER POINTS IN A GAME

A-State 43 vs Ole Miss (L, 43-71) | 11-8-19
Opponent 45 by ULM (W, 76-45) | 1-2-17

A TEAM SCORED 90+ POINTS IN FIRST NATIONAL BANK ARENA

A-State 91 vs Georgia Southern (W, 91-89) | 2-3-18
Opponent 90 by Louisiana (L, 87-90^{OT}) | 3-9-19

A TEAM SCORED 60 OR FEWER POINTS IN FIRST NATIONAL BANK ARENA

A-State 52 vs UT Arlington (L, 52-73) | 1-2-20
Opponent 56 by VMI (W, 71-56) | 11-14-19

A TEAM SCORED 90 POINTS IN A LOSS

A-State 93 at Jacksonville (L, 93-101) | 1-22-96
Opponent 114 by Little Rock (W, 116-114 4OT) | 3-14-14

A TEAM SCORED 60 OR FEWER POINTS IN A VICTORY

A-State 60 at Army (W, 60-57) | 11-19-16
Opponent 60 by Georgia State (L, 54-60) | 1-19-15

A TEAM HAD 5+ PLAYERS SCORE IN DOUBLE FIGURES

A-State Eaton (22), Matthews (19), Kus (13), Fields (13), Brevard (10)
Opponent vs Idaho | 11-17-19
..... by Colorado State | 11-20-19

A TEAM WON A GAME BY 25+ POINTS

A-State 25 vs Harding | 12-29-18
Opponent 28 by Ole Miss | 11-8-19

A TEAM WON A GAME BY 50+ POINTS

A-State 81 vs Central Baptist (W, 120-39) | 12-28-10
Opponent 52 by Saint Louis (L, 38-90) | 1947

A TEAM WON AN OVERTIME GAME

A-State 82-81 vs Appalachian State | 1-24-19
Opponent 87-90 by Louisiana | 3-9-19

A TEAM WON A 2+ OVERTIME GAME

A-State 75-71 (2OT) | 12-14-18
Opponent 70-73 (OT) by ULM | 3-8-17

A TEAM SHOT 60% FG IN A GAME

A-State 60.0% (27-45) at ULM | 2-16-13
Opponent 60.8% (31-51) by Georgia Southern | 3-2-19

A TEAM SHOT 30% OR WORSE FG IN A GAME

A-State 28.3% (15-53) vs Stephen F. Austin | 11-30-19
Opponent 28.9% (24-83) by FAU | 12-14-18

A TEAM MADE 13+ 3-POINT FG IN A GAME

A-State 13 (13-20) at Colorado State | 11-20-19
Opponent 14 (14-30) by Georgia State | 2-28-19

A TEAM DID NOT MAKE A 3-POINT FG IN A GAME

A-State vs North Texas (0-8) | 2-24-11
Opponent by Florida Atlantic (0-10) | 1-26-13

A TEAM SHOT 60% 3-POINT FG IN A GAME (Min 10 Att)

A-State 65.0% (13-20) at Colorado State | 11-20-19
Opponent 60.0 (9-15) by Texas State | 1-23-16

A TEAM MADE 30+ FREE THROWS IN A GAME

A-State 30 (30-35) vs Missouri State | 12-18-18
Opponent 30 (30-38) by Chattanooga | 11-20-16

A TEAM MADE 5 OR FEWER FREE THROWS IN A GAME

A-State 5 (5-8) at Coastal Carolina | 1-25-18
Opponent 4 (4-7) by UT Arlington | 1-2-20

A TEAM ATTEMPTED 40+ FREE THROWS IN A GAME

A-State 41 vs Texas State | 1-4-20
Opponent 42 by North Dakota State | 11-11-16

A TEAM SHOT 90% OR BETTER FREE THROWS IN A GAME

A-State 100% (23-23) vs Louisiana | 3-9-19
Opponent 93.3% (14-15) by Omaha | 12-13-17

A TEAM SHOT 40% OR WORSE FREE THROWS IN A GAME

A-State 35.3% (6-17) vs UAM | 11-6-19
Opponent 38.5% (5-13) by Georgia Southern | 1-4-18

A TEAM HAD 20+ OFFENSIVE REBOUNDS IN A GAME

A-State 23 vs FAU | 12-14-18
Opponent 23 by FAU | 12-14-18

A TEAM HAD 5 OR FEWER OFFENSIVE REBOUNDS IN A GAME

A-State 5 at Tulsa | 12-7-19
Opponent 5 by ULM | 12-21-19

A TEAM HAD 30+ DEFENSIVE REBOUNDS IN A GAME

A-State 30 vs Appalachian State | 1-24-19
Opponent 34 by UT Arlington | 1-2-20

A TEAM HAD 50+ TOTAL REBOUNDS IN A GAME

A-State 59 vs FAU | 12-14-18
Opponent 61 by FAU | 12-14-18

A TEAM HAD 25 OR FEWER TOTAL REBOUNDS IN A GAME

A-State 21 at Missouri State | 12-11-19
Opponent 24 by UC Davis | 11-15-19

A TEAM OUT-REBOUNDED ITS OPPONENT BY 15+

A-State 20 (46-26) at Louisiana | 1-3-19
Opponent 21 (55-34) by Coastal Carolina | 1-25-18

A TEAM HAD 20+ ASSISTS IN A GAME

A-State 22 vs Idaho | 11-17-19
Opponent 27 by UT Arlington | 1-2-20

A TEAM HAD 7 OR FEWER ASSISTS IN A GAME

A-State 4 at Missouri State | 12-11-19
Opponent 6 by Louisiana | 12-18-19

A TEAM COMMITTED 20+ TURNOVERS IN A GAME

A-State 20 vs Stephen F. Austin | 11-30-19
Opponent 23 by UC Davis | 11-15-19

A TEAM COMMITTED 6 OR FEWER TURNOVERS IN A GAME

A-State 6 vs ULM | 3-7-19
Opponent 6 by Texas State | 2-14-19

A TEAM HAD 15+ STEALS IN A GAME

A-State 16 vs Harding | 12-29-18
Opponent 15 by Eastern Michigan | 11-16-17

A TEAM DID NOT HAVE A STEAL IN A GAME

A-State vs Appalachian State | 2-4-17
Opponent by Florida Atlantic | 1-26-13

A TEAM HAD 8+ BLOCKS IN A GAME

A-State 8 vs UT Arlington | 2-16-19
Opponent 8 by Louisiana | 3-9-19

A TEAM DID NOT BLOCK A SHOT IN A GAME

A-State at ULM | 3-3-18
Opponent by Omaha | 12-3-19

A TEAM COMMITTED 30+ FOULS IN A GAME

A-State 30 at Grand Canyon | 11-16-18
Opponent 30 by Louisiana | 12-18-19

A TEAM COMMITTED 10 OR FEWER FOULS IN A GAME

A-State 8 vs ULM | 12-29-17
Opponent 8 by Toledo | 12-17-13

A TEAM HAD THREE PLAYERS DISQUALIFIED

A-State Brevard, Kus, Matthews
Opponent 3 players by Little Rock | 2-23-19

A TEAM SCORED 50+ POINTS IN A HALF

A-State 53 vs Omaha (2nd H) | 12-3-19
Opponent 53 by Eastern Illinois (2nd H) | 11-24-18

A TEAM HAD 20 OR FEWER POINTS IN A HALF

A-State 16 at Missouri State (1st H) | 12-11-19
Opponent 20 by Coastal Carolina (1st H) | 1-25-18

A TEAM SHOT 65% OR BETTER FG IN A HALF

A-State 69.2% (18-26) vs VMI (1st H) | 11-14-19
Opponent 69.6% (16-23) by Georgia Southern (2nd H) | 3-2-19

A TEAM SHOT 20% OR WORSE FG IN A HALF

A-State 20.0% (5-25) at Syracuse (2nd H) | 12-22-18
Opponent 18.2% (6-33) by Little Rock (2nd H) | 1-25-14

ARKANSAS STATE BASKETBALL

THE LAST TIME

A TEAM MADE 8+ 3-POINTERS IN A HALF

A-State 8 (8-13) vs UT Arlington | 2-16-19
Opponent 8 (8-15) by Georgia State (2nd H) | 2-28-19

A TEAM MADE 19+ FREE THROWS IN A HALF

A-State 22 (22-26) vs Omaha (2nd H) | 12-3-19
Opponent 19 (19-22) by Texas State (2nd H) | 2-14-19

A TEAM DID NOT MAKE A FREE THROW IN A HALF

A-State vs Omaha (0-0, 1st H) | 12-3-19
Opponent by ULM (0-0, 1st H) | 12-29-17

A TEAM DID NOT ATTEMPT A FREE THROW IN A HALF

A-State vs Omaha (0-0, 1st H) | 12-3-19
Opponent by ULM (0-0, 1st H) | 12-29-17

A PLAYER SCORED 30+ POINTS IN A GAME

A-State 35 by Ty Cockfield vs Louisiana | 3-9-19
Opponent 31 by Josiah Wallace (Eastern Illinois) | 11-24-18

A PLAYER SHOT 100% FG IN A GAME (Min 7 Att.)

A-State 7-7 by Salif Boudie vs Gardner-Webb | 11-25-18
Opponent 7-7 by Vladimir Brodziansky (TCU) | 12-3-16

A PLAYER MADE 7+ 3-POINTERS IN A GAME

A-State 7 (7-9) by Grantham Gillard vs ULM | 3-7-19
Opponent 7 (7-10) by Frank Eaves (Appalachian State) | 1-16-16

A PLAYER MADE 12+ FREE THROWS IN A GAME

A-State 12 (12-12) by Ty Cockfield vs Little Rock | 2-23-19
Opponent 12 (12-14) by Nijal Pearson (Texas State) | 1-19-19

A PLAYER HAD 7+ OFFENSIVE REBOUNDS IN A GAME

A-State 8 by Malik Brevard vs Idaho | 11-17-19
Opponent 7 by Alonzo Sule (Texas State) | 2-14-19

A PLAYER HAD 15+ TOTAL REBOUNDS IN A GAME

A-State 15 by Tamas Bruce vs ULM | 1-2-17
Opponent 15 by Gavin Kensmil (Stephen F. Austin) | 11-30-19

A PLAYER HAD 10+ ASSISTS IN A GAME

A-State 13 by Donte Thomas at Central Arkansas | 12-16-16
Opponent 10 by Josh Hagins (Little Rock) | 3-1-14

A PLAYER HAD 7+ TURNOVERS IN A GAME

A-State 8 by Ty Cockfield at Louisiana | 1-3-19
Opponent 7 by Matthew Butler (UT Martin) | 12-5-17

A PLAYER HAD 5+ STEALS

A-State 5 by Cameron Golden at Central Arkansas | 12-1-14
Opponent 6 by Georgi Boyanov (South Alabama) | 2-4-16

A PLAYER PLAYED ALL 40 MINUTES IN REGULATION

A-State Devin Carter/Anthony Livingston at Little Rock | 3-1-16
Opponent Markquis Nowell (Little Rock) | 2-2-19

2019-20 RESULTS

| Date | OPPONENT | W/L | SCORE | Record (Sun Belt) | High Points | High Rebounds | High Assists | High Blocks | High Steals | Attendance |
|---------|-----------------------|-----|-------|-------------------|------------------|-----------------|------------------|-------------------|------------------|------------|
| Nov. 6 | Arkansas-Monticello | W | 65-49 | 1-0 | Kus - 17 | Matthews - 10 | Kus - 4 | Two Players - 1 | Kus - 4 | 1,397 |
| Nov. 8 | at Ole Miss | L | 43-71 | 1-1 | Two Players - 10 | Eaton - 6 | Eaton - 5 | Brevard - 2 | Kus - 4 | 8,009 |
| Nov. 14 | VMI | W | 71-56 | 2-1 | Kus - 18 | Brevard - 10 | Kus - 5 | Two Players - 1 | Two Players - 2 | 1,104 |
| Nov. 15 | UC Davis | W | 80-67 | 3-1 | Matthews - 18 | Brevard - 11 | Two Players - 4 | Two Players - 1 | Eaton - 3 | 1,176 |
| Nov. 17 | Idaho | W | 82-68 | 4-1 | Eaton - 22 | Brevard - 14 | Matthews - 7 | Kus - 3 | Four Players - 1 | 987 |
| Nov. 20 | at Colorado State | W | 80-78 | 5-1 | Fields - 22 | Willis - 6 | Two Players - 4 | Three Players - 1 | Two Players - 2 | 2,306 |
| Nov. 30 | Stephen F. Austin | L | 57-76 | 5-2 | Fields - 18 | Kus - 8 | Fields - 6 | Kus - 2 | Willis - 3 | 1,606 |
| Dec. 3 | Omaha | W | 78-75 | 6-2 | Johnson - 22 | Two Players - 7 | Fields - 6 | Matthews - 2 | Willis - 3 | 1,126 |
| Dec. 7 | at Tulsa | W | 66-63 | 7-2 | Johnson - 16 | Eaton - 6 | Fields - 3 | Kus - 1 | Kus - 2 | 3,074 |
| Dec. 11 | at Missouri State | L | 53-75 | 7-3 | Kus - 16 | Brevard - 5 | Four Players - 1 | Matthews - 1 | Eaton - 3 | 3,891 |
| Dec. 18 | Louisiana* | W | 79-67 | 8-3 (1-0) | Eaton - 24 | Eaton - 9 | Two Players - 4 | Kus - 4 | Fields - 2 | 1,177 |
| Dec. 21 | at ULM* | W | 62-59 | 9-3 (2-0) | Eggleston - 14 | Eggleston - 8 | Willis - 3 | Matthews - 2 | Eaton - 4 | 2,021 |
| Dec. 28 | Freed-Hardeman | W | 84-73 | 10-3 | Fields - 15 | Brevard - 10 | Eaton - 4 | Eggleston - 2 | Kus - 4 | 1,173 |
| Jan. 2 | UT Arlington* | L | 52-73 | 10-4 (2-1) | Eggleston - 10 | Two Players - 7 | Willis - 3 | Four Players - 1 | Two Players - 2 | 1,276 |
| Jan. 4 | Texas State* | L | 67-70 | 10-5 (2-2) | Eggleston - 15 | Brevard - 8 | Fields - 3 | Kus - 2 | Two Players - 2 | 1,275 |
| Jan. 6 | Georgia State* | | | | | | | | | |
| Jan. 9 | at South Alabama* | | | | | | | | | |
| Jan. 11 | Troy* | | | | | | | | | |
| Jan. 16 | at Appalachian State* | | | | | | | | | |
| Jan. 18 | at Coastal Carolina* | | | | | | | | | |
| Jan. 23 | South Alabama* | | | | | | | | | |
| Jan. 25 | at Troy* | | | | | | | | | |
| Jan. 30 | Appalachian State* | | | | | | | | | |
| Feb. 1 | Coastal Carolina* | | | | | | | | | |
| Feb. 8 | at Little Rock* | | | | | | | | | |
| Feb. 13 | at UT Arlington* | | | | | | | | | |
| Feb. 15 | at Texas State* | | | | | | | | | |
| Feb. 19 | ULM* | | | | | | | | | |
| Feb. 22 | Little Rock* | | | | | | | | | |
| Feb. 26 | at Louisiana* | | | | | | | | | |
| March 3 | at Georgia Southern* | | | | | | | | | |

ARKANSAS STATE BASKETBALL

GAME-BY-GAME STATISTICS

| OPPONENT | W/L | FG-FGA | PCT | 3FG-FGA | PCT | FT-FTA | .PCT | OR | DR | TOT | PF | AST | TO | BLK | STL | 1H | 2H | OT | PTS |
|----------------------|-----|--------|------|---------|------|--------|------|----|----|-----|----|-----|----|-----|-----|----|----|----|-----|
| A-State | W | 27-58 | .466 | 5-19 | .263 | 6-17 | .353 | 10 | 24 | 34 | 15 | 20 | 12 | 2 | 9 | 28 | 37 | - | 65 |
| Arkansas-Monticello | | 17-53 | .321 | 9-26 | .346 | 6-8 | .750 | 13 | 28 | 41 | 23 | 11 | 22 | 1 | 3 | 22 | 27 | - | 49 |
| A-State | L | 15-46 | .326 | 6-19 | .316 | 7-12 | .583 | 6 | 22 | 28 | 19 | 12 | 23 | 2 | 11 | 19 | 24 | - | 43 |
| at Ole Miss | | 25-56 | .446 | 8-26 | .308 | 13-20 | .650 | 11 | 29 | 40 | 20 | 16 | 15 | 3 | 14 | 39 | 32 | - | 71 |
| A-State | W | 29-50 | .580 | 3-9 | .333 | 10-14 | .714 | 5 | 28 | 33 | 15 | 21 | 13 | 2 | 6 | 40 | 31 | - | 71 |
| VMI | | 19-48 | .396 | 7-24 | .292 | 11-21 | .524 | 7 | 18 | 25 | 16 | 10 | 13 | 0 | 8 | 29 | 27 | - | 56 |
| A-State | W | 28-58 | .483 | 6-16 | .375 | 18-22 | .818 | 13 | 20 | 33 | 16 | 18 | 16 | 2 | 12 | 41 | 39 | - | 80 |
| UC Davis | | 25-49 | .510 | 6-20 | .300 | 11-14 | .786 | 6 | 18 | 24 | 18 | 13 | 23 | 0 | 5 | 31 | 36 | - | 67 |
| A-State | W | 31-59 | .525 | 4-12 | .333 | 16-23 | .696 | 12 | 27 | 39 | 17 | 22 | 7 | 5 | 4 | 35 | 47 | - | 82 |
| Idaho | | 27-54 | .500 | 4-16 | .250 | 10-17 | .588 | 6 | 22 | 28 | 21 | 21 | 8 | 3 | 5 | 43 | 25 | - | 68 |
| A-State | W | 27-54 | .500 | 13-20 | .650 | 13-19 | .684 | 8 | 21 | 29 | 26 | 14 | 10 | 3 | 7 | 33 | 47 | - | 80 |
| at Colorado State | | 28-57 | .491 | 5-19 | .263 | 17-24 | .708 | 9 | 20 | 29 | 16 | 21 | 10 | 6 | 4 | 39 | 39 | - | 78 |
| A-State | L | 15-53 | .283 | 4-17 | .235 | 23-35 | .657 | 11 | 28 | 39 | 22 | 9 | 20 | 4 | 5 | 27 | 30 | - | 57 |
| Stephen F. Austin | | 29-58 | .500 | 5-13 | .385 | 13-22 | .591 | 7 | 35 | 42 | 26 | 12 | 17 | 1 | 11 | 30 | 46 | - | 76 |
| A-State | W | 25-55 | .455 | 6-17 | .353 | 22-26 | .846 | 8 | 21 | 29 | 19 | 17 | 12 | 3 | 9 | 25 | 53 | - | 78 |
| Omaha | | 26-55 | .473 | 5-11 | .455 | 16-21 | .762 | 11 | 23 | 34 | 23 | 16 | 17 | 0 | 7 | 32 | 41 | - | 73 |
| A-State | W | 23-45 | .511 | 6-14 | .429 | 14-17 | .824 | 5 | 17 | 22 | 16 | 10 | 10 | 1 | 5 | 35 | 31 | - | 66 |
| at Tulsa | | 24-47 | .511 | 7-15 | .467 | 8-11 | .727 | 8 | 20 | 28 | 14 | 12 | 13 | 1 | 4 | 30 | 33 | - | 63 |
| A-State | L | 18-48 | .375 | 3-11 | .273 | 14-16 | .875 | 8 | 13 | 21 | 18 | 4 | 16 | 1 | 6 | 16 | 37 | - | 53 |
| at Missouri State | | 25-44 | .568 | 6-14 | .429 | 19-23 | .826 | 6 | 22 | 28 | 16 | 11 | 14 | 4 | 8 | 34 | 41 | - | 75 |
| A-State | W | 24-48 | .500 | 4-14 | .286 | 27-41 | .659 | 8 | 29 | 37 | 28 | 16 | 13 | 5 | 6 | 37 | 42 | - | 79 |
| Louisiana | | 21-56 | .375 | 4-16 | .250 | 21-30 | .700 | 13 | 23 | 36 | 30 | 6 | 14 | 2 | 6 | 35 | 32 | - | 67 |
| A-State | W | 23-52 | .442 | 4-13 | .308 | 12-15 | .800 | 9 | 20 | 29 | 19 | 10 | 11 | 3 | 8 | 23 | 39 | - | 62 |
| at ULM | | 21-45 | .467 | 2-10 | .200 | 15-21 | .714 | 5 | 23 | 28 | 14 | 12 | 15 | 4 | 5 | 29 | 30 | - | 59 |
| A-State | W | 31-66 | .470 | 4-13 | .308 | 18-30 | .600 | 12 | 29 | 41 | 17 | 17 | 10 | 5 | 9 | 42 | 42 | - | 84 |
| Freed-Hardeman | | 26-60 | .433 | 12-25 | .480 | 9-14 | .643 | 6 | 32 | 38 | 24 | 18 | 16 | 2 | 4 | 32 | 41 | - | 73 |
| A-State | L | 16-56 | .286 | 2-9 | .222 | 18-28 | .643 | 11 | 22 | 33 | 13 | 13 | 7 | 4 | 5 | 24 | 28 | - | 52 |
| UT Arlington | | 31-59 | .525 | 7-19 | .368 | 4-7 | .571 | 8 | 34 | 42 | 21 | 27 | 13 | 1 | 3 | 37 | 36 | - | 73 |
| A-State | L | 17-48 | .354 | 3-12 | .250 | 30-41 | .732 | 10 | 24 | 34 | 28 | 12 | 15 | 4 | 7 | 34 | 33 | - | 67 |
| Texas State | | 19-45 | .422 | 3-8 | .375 | 29-36 | .806 | 7 | 27 | 34 | 28 | 12 | 16 | 1 | 6 | 41 | 29 | - | 70 |
| A-State | | | | | | | | | | | | | | | | | | | |
| Georgia State | | | | | | | | | | | | | | | | | | | |
| A-State | | | | | | | | | | | | | | | | | | | |
| at South Alabama | | | | | | | | | | | | | | | | | | | |
| A-State | | | | | | | | | | | | | | | | | | | |
| Troy | | | | | | | | | | | | | | | | | | | |
| A-State | | | | | | | | | | | | | | | | | | | |
| at Appalachian State | | | | | | | | | | | | | | | | | | | |
| A-State | | | | | | | | | | | | | | | | | | | |
| at Coastal Carolina | | | | | | | | | | | | | | | | | | | |
| A-State | | | | | | | | | | | | | | | | | | | |
| South Alabama | | | | | | | | | | | | | | | | | | | |
| A-State | | | | | | | | | | | | | | | | | | | |
| at Troy | | | | | | | | | | | | | | | | | | | |
| A-State | | | | | | | | | | | | | | | | | | | |
| Appalachian State | | | | | | | | | | | | | | | | | | | |
| A-State | | | | | | | | | | | | | | | | | | | |
| Coastal Carolina | | | | | | | | | | | | | | | | | | | |
| A-State | | | | | | | | | | | | | | | | | | | |
| at Little Rock | | | | | | | | | | | | | | | | | | | |
| A-State | | | | | | | | | | | | | | | | | | | |
| at UT Arlington | | | | | | | | | | | | | | | | | | | |
| A-State | | | | | | | | | | | | | | | | | | | |
| at Texas State | | | | | | | | | | | | | | | | | | | |
| A-State | | | | | | | | | | | | | | | | | | | |
| ULM | | | | | | | | | | | | | | | | | | | |
| A-State | | | | | | | | | | | | | | | | | | | |
| Little Rock | | | | | | | | | | | | | | | | | | | |
| A-State | | | | | | | | | | | | | | | | | | | |
| at Louisiana | | | | | | | | | | | | | | | | | | | |
| A-State | | | | | | | | | | | | | | | | | | | |
| at Georgia Southern | | | | | | | | | | | | | | | | | | | |

ARKANSAS STATE BASKETBALL

POINTS-REBOUNDS-ASSISTS

| OPPONENT | 0 - Fields | 1 - Johnson | 2 - Wilson | 3 - Brevard | 4 - Matthews | 5 - Willis | 10 - Farrington | 11 - Eggleston | 12 - Kus | 13 - Brown | 15 - Scoggins | 21 - Felts | 23 - Eaton | 32 - Jackson |
|----------------------|---------------|---------------|------------|----------------|----------------|---------------|-----------------|----------------|----------------|------------|---------------|------------|---------------|--------------|
| Arkansas-Monticello | 3-1-2 | 0-0-0 | 5-2-2 | 4-4-1 | 10-10-3 | 10-4-3 | 0-0-0 | -- | 17-7-4 | CD | CD | CD | 11-4-3 | 5-2-2 |
| at Ole Miss | INJ | 5-1-3 | 8-2-1 | 2-4-0 | 10-2-0 | 3-1-1 | CD | -- | 10-2-2 | CD | CD | CD | 4-6-5 | 1-2-0 |
| VMI | 8-4-3 | 5-3-1 | 0-0-0 | 17-10-1 | 5-2-3 | 8-2-3 | CD | -- | 18-9-5 | CD | CD | CD | 8-1-4 | 2-2-1 |
| UC Davis | 17-1-3 | 0-0-1 | 2-0-0 | 8-11-1 | 18-3-2 | 9-1-4 | CD | -- | 16-9-4 | CD | 0-0-0 | CD | 8-3-3 | 3-4-0 |
| Idaho | 13-3-3 | CD | 0-0-1 | 10-14-4 | 19-5-7 | 4-2-1 | CD | -- | 13-12-2 | CD | CD | CD | 22-3-4 | 3-0-0 |
| at Colorado State | 22-5-4 | 15-0-4 | 0-0-0 | 2-4-1 | 0-4-2 | 13-6-2 | CD | -- | 8-0-0 | CD | 0-0-0 | CD | 18-4-1 | 2-1-0 |
| Stephen F. Austin | 18-7-6 | 10-4-0 | 0-0-0 | 2-5-0 | 6-7-1 | 2-0-1 | CD | -- | 16-8-0 | CD | CD | CD | 1-6-1 | 2-2-0 |
| Omaha | 16-3-6 | 22-4-2 | CD | 8-7-0 | 9-5-3 | 3-0-2 | CD | -- | 10-3-1 | CD | CD | CD | 2-0-2 | 8-7-1 |
| at Tulsa | 8-0-3 | 16-1-1 | 0-1-0 | 7-3-0 | 10-2-0 | 2-2-1 | CD | -- | 6-2-1 | CD | CD | CD | 15-6-2 | 2-2-2 |
| at Missouri State | 2-3-1 | 13-2-1 | CD | 0-5-0 | 15-2-0 | 4-1-1 | CD | -- | 16-2-0 | CD | CD | CD | 3-3-1 | 0-2-0 |
| Louisiana | 18-4-4 | 11-1-3 | 0-1-0 | 4-3-1 | 8-3-1 | 4-0-1 | CD | 0-1-0 | 6-7-1 | CD | CD | CD | 24-9-4 | 4-8-1 |
| at ULM | 7-3-3 | 13-3-0 | CD | 2-1-0 | 9-6-0 | 0-1-3 | CD | 14-8-1 | 13-4-2 | CD | CD | CD | 4-3-1 | 0-0-0 |
| Freed-Hardeman | 15-5-2 | 2-2-2 | 4-0-0 | 9-10-0 | 10-4-0 | 9-1-3 | CD | 12-4-3 | 12-5-3 | CD | 2-1-0 | CD | 7-3-4 | 2-6-0 |
| UT Arlington | 7-2-2 | 0-0-1 | 0-0-0 | 6-7-1 | 4-3-0 | 5-3-3 | CD | 10-7-1 | 6-3-2 | CD | CD | CD | 8-3-2 | 6-5-1 |
| Texas State | 13-5-3 | 8-4-1 | CD | 3-8-0 | 2-5-2 | 0-0-0 | CD | 15-3-1 | 12-4-3 | CD | CD | CD | 10-3-2 | 4-2-0 |
| Georgia State | | | | | | | | | | | | | | |
| at South Alabama | | | | | | | | | | | | | | |
| Troy | | | | | | | | | | | | | | |
| at Appalachian State | | | | | | | | | | | | | | |
| at Coastal Carolina | | | | | | | | | | | | | | |
| South Alabama | | | | | | | | | | | | | | |
| at Troy | | | | | | | | | | | | | | |
| Appalachian State | | | | | | | | | | | | | | |
| Coastal Carolina | | | | | | | | | | | | | | |
| at Little Rock | | | | | | | | | | | | | | |
| at UT Arlington | | | | | | | | | | | | | | |
| at Texas State | | | | | | | | | | | | | | |
| ULM | | | | | | | | | | | | | | |
| Little Rock | | | | | | | | | | | | | | |
| at Louisiana | | | | | | | | | | | | | | |
| at Georgia Southern | | | | | | | | | | | | | | |

Bold - Start | CD -Coach's Decision | INJ - Injury

STARTING LINEUP

| OPPONENT | G | G | G/F | G/F | F | Record |
|----------------------|--------|---------|--------|---------|----------|--------|
| Arkansas-Monticello | Fields | Eaton | Kus | Brevard | Matthews | 1-0 |
| at Ole Miss | Eaton | Willis | Kus | Brevard | Matthews | 0-1 |
| VMI | Eaton | Willis | Kus | Brevard | Matthews | 1-1 |
| UC Davis | Eaton | Willis | Kus | Brevard | Matthews | 2-1 |
| Idaho | Eaton | Willis | Kus | Brevard | Matthews | 3-1 |
| at Colorado State | Eaton | Willis | Kus | Brevard | Matthews | 4-1 |
| Stephen F. Austin | Fields | Eaton | Willis | Kus | Matthews | 0-1 |
| Omaha | Eaton | Willis | Kus | Brevard | Matthews | 5-1 |
| at Tulsa | Fields | Willis | Kus | Brevard | Matthews | 1-0 |
| at Missouri State | Fields | Willis | Kus | Brevard | Matthews | 1-1 |
| Louisiana | Eaton | Johnson | Willis | Kus | Matthews | 1-0 |
| at ULM | Eaton | Willis | Kus | Brevard | Matthews | 6-1 |
| Freed-Hardeman | Eaton | Willis | Kus | Brevard | Matthews | 7-1 |
| UT Arlington | Eaton | Willis | Kus | Brevard | Matthews | 7-2 |
| Texas State | Fields | Eaton | Willis | Brevard | Matthews | 0-1 |
| Georgia State | | | | | | |
| at South Alabama | | | | | | |
| Troy | | | | | | |
| at Appalachian State | | | | | | |
| at Coastal Carolina | | | | | | |
| South Alabama | | | | | | |
| at Troy | | | | | | |
| Appalachian State | | | | | | |
| Coastal Carolina | | | | | | |
| at Little Rock | | | | | | |
| at UT Arlington | | | | | | |
| at Texas State | | | | | | |
| ULM | | | | | | |
| Little Rock | | | | | | |
| at Louisiana | | | | | | |
| at Georgia Southern | | | | | | |

SPECIALTY STATS

| OPPONENT | PAINT | OFF TURNOVER | 2ND CHANCE | FAST BREAK | BENCH POINTS |
|----------------------|---------|--------------|------------|------------|--------------|
| Arkansas-Monticello | 38 / 10 | 30 / 15 | 5 / 4 | 11 / 2 | 20 / 8 |
| at Ole Miss | 14 / 30 | 13 / 21 | 0 / 12 | 3 / 8 | 14 / 16 |
| VMI | 48 / 22 | 16 / 11 | 4 / 9 | 6 / 0 | 15 / 18 |
| UC Davis | 40 / 34 | 24 / 8 | 16 / 5 | 9 / 0 | 22 / 10 |
| Idaho | 46 / 32 | 10 / 8 | 10 / 5 | 6 / 3 | 16 / 15 |
| at Colorado State | 22 / 44 | 17 / 17 | 14 / 3 | 9 / 21 | 39 / 24 |
| Stephen F. Austin | 20 / 48 | 9 / 18 | 8 / 8 | 15 / 12 | 14 / 28 |
| Omaha | 36 / 34 | 17 / 17 | 10 / 10 | 14 / 4 | 46 / 24 |
| at Tulsa | 22 / 30 | 20 / 9 | 4 / 9 | 9 / 2 | 33 / 16 |
| at Missouri State | 24 / 30 | 12 / 23 | 7 / 7 | 0 / 4 | 16 / 24 |
| Louisiana | 34 / 32 | 21 / 16 | 8 / 13 | 12 / 2 | 26 / 12 |
| at ULM | 32 / 22 | 13 / 9 | 6 / 6 | 18 / 6 | 34 / 11 |
| Freed-Hardeman | 40 / 20 | 15 / 5 | 12 / 2 | 28 / 9 | 37 / 27 |
| UT Arlington | 24 / 32 | 6 / 10 | 11 / 7 | 8 / 2 | 23 / 34 |
| Texas State | 20 / 22 | 10 / 9 | 10 / 7 | 13 / 6 | 39 / 22 |
| Georgia State | | | | | |
| at South Alabama | | | | | |
| Troy | | | | | |
| at Appalachian State | | | | | |
| at Coastal Carolina | | | | | |
| South Alabama | | | | | |
| at Troy | | | | | |
| Appalachian State | | | | | |
| Coastal Carolina | | | | | |
| at Little Rock | | | | | |
| at UT Arlington | | | | | |
| at Texas State | | | | | |
| ULM | | | | | |
| Little Rock | | | | | |
| at Louisiana | | | | | |
| at Georgia Southern | | | | | |
| Totals | +18 | +37 | +18 | +80 | +105 |

FREE-THROW PROFICIENCY

One-And-One (first free throw of one-and-one)

| # | Player | FT-FTA | PCT |
|----|--------------------|--------------|-------------|
| 0 | Caleb Fields | 3-3 | 1.000 |
| 1 | Jerry Johnson Jr. | 2-2 | 1.000 |
| 2 | Kobe Wilson | - | --- |
| 3 | Malik Brevard | 1-3 | .333 |
| 4 | J.J. Matthews | 2-3 | .667 |
| 5 | Christian Willis | - | --- |
| 10 | Malcolm Farrington | - | --- |
| 11 | Melo Eggleston | 2-2 | 1.000 |
| 12 | Canberk Kus | 1-2 | .500 |
| 13 | J'Sebian Brown | - | --- |
| 15 | Jake Scoggins | - | --- |
| 21 | Avery Felts | - | --- |
| 23 | Marquis Eaton | 3-5 | .600 |
| 32 | Antwon Jackson | 2-4 | .500 |
| | Team | 16-24 | .667 |

THREE-POINT PLAY (free throw to complete 3 or 4 point play)

| # | Player | FT-FTA | PCT |
|----|--------------------|--------------|-------------|
| 0 | Caleb Fields | 5-7 | .714 |
| 1 | Jerry Johnson Jr. | 1-1 | 1.000 |
| 2 | Kobe Wilson | - | --- |
| 3 | Malik Brevard | 1-2 | .500 |
| 4 | J.J. Matthews | 5-9 | .556 |
| 5 | Christian Willis | 2-4 | .500 |
| 10 | Malcolm Farrington | - | --- |
| 11 | Melo Eggleston | - | --- |
| 12 | Canberk Kus | 2-3 | .667 |
| 13 | J'Sebian Brown | - | --- |
| 15 | Jake Scoggins | 0-1 | .000 |
| 21 | Avery Felts | - | --- |
| 23 | Marquis Eaton | 4-5 | .800 |
| 32 | Antwon Jackson | 2-2 | 1.000 |
| | Team | 22-34 | .647 |

CRUNCH TIME (final 2 minutes within 10 points and in overtime)

| # | Player | FT-FTA | PCT |
|----|--------------------|--------------|-------------|
| 0 | Caleb Fields | 11-16 | .688 |
| 1 | Jerry Johnson Jr. | 4-4 | 1.000 |
| 2 | Kobe Wilson | - | --- |
| 3 | Malik Brevard | - | --- |
| 4 | J.J. Matthews | - | --- |
| 5 | Christian Willis | 1-2 | .500 |
| 10 | Malcolm Farrington | - | --- |
| 11 | Melo Eggleston | - | --- |
| 12 | Canberk Kus | 2-2 | 1.000 |
| 13 | J'Sebian Brown | - | --- |
| 15 | Jake Scoggins | - | --- |
| 21 | Avery Felts | - | --- |
| 23 | Marquis Eaton | 5-6 | .833 |
| 32 | Antwon Jackson | - | --- |
| | Team | 23-30 | .767 |

ARKANSAS STATE BASKETBALL

0 CALEB FIELDS | G | 6-0 | 190 | FR | Lewisburg, Tenn. / Aspire Academy

| | | | | Field Goals | | 3-Point | | F-Throws | | Rebounds | | | | | | | | | Scoring | |
|--------------|------|-------------|-----------------|---------------|-------------|--------------|-------------|--------------|-------------|----------|-----------|-----------|------------|-------------|-----------|-----------|----------|-----------|------------|-------------|
| SEASON | TEAM | GP-GS | MIN/AVG | FG-FGA | FG% | 3FG-FGA | 3FG% | FT-FTA | FT% | OFF | DEF | TOT | AVG | PF-FO | AST | TO | BLK | STL | PTS | AVG |
| 2019-20 | ASU | 14-5 | 427/30.5 | 44-103 | .427 | 12-31 | .387 | 67-97 | .691 | 5 | 41 | 46 | 3.3 | 16-0 | 45 | 26 | 1 | 12 | 167 | 11.9 |
| TOTAL | | 14-5 | 427/30.5 | 44-103 | .427 | 12-31 | .387 | 67-97 | .691 | 5 | 41 | 46 | 3.3 | 16-0 | 45 | 26 | 1 | 12 | 167 | 11.9 |

Single Game Highs

| Statistic | Value | |
|--------------|-------|---|
| Points | 22 | at Colorado St. 11/20/19 |
| Rebounds | 7 | vs SFA 11/30/19 |
| Assists | 6 | vs SFA 11/30/19, vs Omaha 12/03/19 |
| Steals | 2 | 4 times |
| Blocks | 1 | at La.-Monroe 12/21/19 |
| FG Made | 7 | at Colorado St. 11/20/19 |
| FG Attempts | 14 | at Colorado St. 11/20/19 |
| 3FG Made | 3 | at Colorado St. 11/20/19 |
| 3FG Attempts | 4 | vs UC Davis 11/15/19, at Colorado St. 11/20/19, vs Louisiana 12/18/19 |
| FT Made | 10 | vs SFA 11/30/19, vs Omaha 12/03/19, vs Texas St. 01/04/20 |
| FT Attempts | 16 | vs Texas St. 01/04/20 |

1 JERRY JOHNSON JR | G | 6-2 | 225 | SR | Memphis, Tenn. / Chattanooga

| | | | | Field Goals | | 3-Point | | F-Throws | | Rebounds | | | | | | | | | Scoring | |
|----------------------|-------|---------------|------------------|----------------|-------------|----------------|-------------|----------------|-------------|-----------|------------|------------|------------|--------------|------------|------------|----------|-----------|------------|------------|
| SEASON | TEAM | GP-GS | MIN/AVG | FG-FGA | FG% | 3FG-FGA | 3FG% | FT-FTA | FT% | OFF | DEF | TOT | AVG | PF-FO | AST | TO | BLK | STL | PTS | AVG |
| 2015-16 | Fairf | 28-1 | 536/19.1 | 75-172 | .436 | 43-107 | .402 | 39-56 | .696 | 12 | 63 | 75 | 2.7 | 37-0 | 39 | 40 | 2 | 22 | 232 | 8.3 |
| 2016-17 | Fairf | 27-13 | 774/28.7 | 101-263 | .384 | 62-184 | .337 | 43-58 | .741 | 8 | 83 | 91 | 3.4 | 54-0 | 39 | 28 | 2 | 19 | 307 | 11.4 |
| 2018-19 | UTC | 32-32 | 829/25.9 | 110-287 | .383 | 55-163 | .337 | 41-52 | .788 | 19 | 93 | 112 | 3.5 | 65-0 | 74 | 52 | 0 | 28 | 316 | 9.9 |
| 2019-20 | ASU | 14-1 | 301/21.5 | 35-89 | .393 | 20-52 | .385 | 30-34 | .882 | 3 | 22 | 25 | 1.8 | 18-0 | 20 | 21 | 0 | 6 | 120 | 8.6 |
| TOTAL FOR ASU | | 14-1 | 301/21.5 | 35-89 | .393 | 20-52 | .385 | 30-34 | .882 | 3 | 22 | 25 | 1.8 | 18-0 | 20 | 21 | 0 | 6 | 120 | 8.6 |
| TOTAL | | 101-47 | 2440/24.2 | 321-811 | .396 | 180-506 | .356 | 153-200 | .765 | 42 | 261 | 303 | 3.0 | 174-0 | 172 | 141 | 4 | 75 | 975 | 9.7 |

Single Game Highs

| Statistic | Value | |
|--------------|-------|--|
| Points | 26 | at Samford 02/16/19, at Iona 01/20/17 |
| Rebounds | 9 | at Iona 01/20/17 |
| Assists | 6 | at The Citadel 02/21/19, vs VMI 12/09/18 |
| Steals | 5 | vs Hiwassee 11/27/18, at UMES 11/24/15 |
| Blocks | 1 | 4 times |
| FG Made | 10 | at Iona 01/20/17 |
| FG Attempts | 20 | at Samford 02/16/19 |
| 3FG Made | 8 | at Samford 02/16/19 |
| 3FG Attempts | 14 | at Samford 02/16/19 |
| FT Made | 9 | at NC State 12/18/16 |
| FT Attempts | 9 | at NC State 12/18/16 |

ARKANSAS STATE BASKETBALL

2 KOBE WILSON | G | 6-2 | 180 | SO | Palestine, Texas / Atascocita HS

| | | | | Field Goals | | 3-Point | | F-Throws | | Rebounds | | | | | | | | Scoring | | |
|--------------|------|-------------|----------------|--------------|-------------|--------------|-------------|--------------|-------------|----------|-----------|-----------|------------|-------------|-----------|-----------|----------|----------|-----------|------------|
| SEASON | TEAM | GP-GS | MIN/AVG | FG-FGA | FG% | 3FG-FGA | 3FG% | FT-FTA | FT% | OFF | DEF | TOT | AVG | PF-FO | AST | TO | BLK | STL | PTS | AVG |
| 2018-19 | ASU | 25-0 | 247/9.9 | 19-64 | .297 | 13-41 | .317 | 8-14 | .571 | 2 | 12 | 14 | 0.6 | 26-1 | 9 | 13 | 1 | 4 | 59 | 2.4 |
| 2019-20 | ASU | 11-0 | 88/8.0 | 6-27 | .222 | 3-14 | .214 | 4-4 | 1.000 | 0 | 6 | 6 | 0.5 | 1-0 | 4 | 6 | 0 | 2 | 19 | 1.7 |
| TOTAL | | 36-0 | 335/9.3 | 25-91 | .275 | 16-55 | .291 | 12-18 | .667 | 2 | 18 | 20 | 0.6 | 27-1 | 13 | 19 | 1 | 6 | 78 | 2.2 |

Single Game Highs

| Statistic | Value | |
|--------------|-------|---|
| Points | 10 | vs Harding 12/29/18 |
| Rebounds | 3 | vs Evansville 12/04/18 |
| Assists | 3 | vs Missouri St. 12/18/18 |
| Steals | 1 | 6 times |
| Blocks | 1 | vs Harding 12/29/18 |
| FG Made | 3 | vs Evansville 12/04/18, vs Harding 12/29/18 |
| FG Attempts | 9 | vs Ark.-Monticello 11/06/19 |
| 3FG Made | 2 | 5 times |
| 3FG Attempts | 5 | vs Ark.-Monticello 11/06/19 |
| FT Made | 3 | vs Evansville 12/04/18 |
| FT Attempts | 3 | vs Evansville 12/04/18, vs South Alabama 01/10/19 |

3 MALIK BREVARD | F | 6-8 | 210 | SR | Charlotte, N.C. / Palm Beach State College

| | | | | Field Goals | | 3-Point | | F-Throws | | Rebounds | | | | | | | | Scoring | | |
|--------------|------|--------------|-----------------|---------------|-------------|------------|-------------|--------------|-------------|-----------|------------|------------|------------|--------------|-----------|-----------|-----------|-----------|------------|------------|
| SEASON | TEAM | GP-GS | MIN/AVG | FG-FGA | FG% | 3FG-FGA | 3FG% | FT-FTA | FT% | OFF | DEF | TOT | AVG | PF-FO | AST | TO | BLK | STL | PTS | AVG |
| 2018-19 | ASU | 30-11 | 497/16.6 | 42-81 | .519 | 1-7 | .143 | 14-28 | .500 | 49 | 82 | 131 | 4.4 | 70-1 | 17 | 32 | 19 | 19 | 99 | 3.3 |
| 2019-20 | ASU | 15-13 | 322/21.5 | 39-60 | .650 | 0-2 | .000 | 6-14 | .429 | 35 | 61 | 96 | 6.4 | 53-5 | 10 | 30 | 5 | 11 | 84 | 5.6 |
| TOTAL | | 45-24 | 819/18.2 | 81-141 | .574 | 1-9 | .111 | 20-42 | .476 | 84 | 143 | 227 | 5.0 | 123-6 | 27 | 62 | 24 | 30 | 183 | 4.1 |

Single Game Highs

| Statistic | Value | |
|--------------|-------|--|
| Points | 17 | vs VMI 11/14/19 |
| Rebounds | 14 | vs Idaho 11/17/19 |
| Assists | 4 | vs Idaho 11/17/19 |
| Steals | 3 | at Georgia St. 02/28/19, vs Harding 12/29/18 |
| Blocks | 3 | vs Harding 12/29/18 |
| FG Made | 8 | vs VMI 11/14/19 |
| FG Attempts | 10 | vs Idaho 11/17/19 |
| 3FG Made | 1 | at UT Arlington 01/17/19 |
| 3FG Attempts | 2 | vs Mo. Baptist 11/12/18 |
| FT Made | 5 | vs Eastern Ill. 11/24/18 |
| FT Attempts | 7 | vs Eastern Ill. 11/24/18 |

ARKANSAS STATE BASKETBALL

4 J.J. MATTHEWS | F | 6-9 | 235 | rJR | Richmond, Va. / Moberly Area CC

| | | | | Field Goals | | 3-Point | | F-Throws | | Rebounds | | | | | | | | | Scoring | |
|--------------|------|--------------|-----------------|----------------|-------------|------------|-------------|---------------|-------------|-----------|-----------|------------|------------|--------------|-----------|-----------|-----------|-----------|------------|------------|
| SEASON | TEAM | GP-GS | MIN/AVG | FG-FGA | FG% | 3FG-FGA | 3FG% | FT-FTA | FT% | OFF | DEF | TOT | AVG | PF-FO | AST | TO | BLK | STL | PTS | AVG |
| 2018-19 | ASU | 27-7 | 375/13.9 | 60-117 | .513 | 0-0 | .000 | 40-61 | .656 | 40 | 46 | 86 | 3.2 | 69-2 | 10 | 39 | 15 | 8 | 160 | 5.9 |
| 2019-20 | ASU | 15-15 | 321/21.4 | 53-94 | .564 | 0-0 | .000 | 29-44 | .659 | 21 | 42 | 63 | 4.2 | 51-5 | 24 | 21 | 10 | 8 | 135 | 9.0 |
| TOTAL | | 42-22 | 696/16.6 | 113-211 | .536 | 0-0 | .000 | 69-105 | .657 | 61 | 88 | 149 | 3.5 | 120-7 | 34 | 60 | 25 | 16 | 295 | 7.0 |

Single Game Highs

| Statistic | Value | |
|-------------|-------|-----------------------------|
| Points | 19 | vs Idaho 11/17/19 |
| Rebounds | 10 | vs Ark.-Monticello 11/06/19 |
| Assists | 7 | vs Idaho 11/17/19 |
| Steals | 3 | vs UT Arlington 02/16/19 |
| Blocks | 2 | 5 times |
| FG Made | 9 | vs UC Davis 11/15/19 |
| FG Attempts | 12 | vs UC Davis 11/15/19 |
| FT Made | 7 | at Troy 02/09/19 |
| FT Attempts | 10 | at Troy 02/09/19 |

5 CHRISTIAN WILLIS | G | 6-1 | 190 | rJR | Belleville, Ill. / Christian Brothers College HS

| | | | | Field Goals | | 3-Point | | F-Throws | | Rebounds | | | | | | | | | Scoring | |
|--------------|------|--------------|-----------------|---------------|-------------|--------------|-------------|--------------|-------------|-----------|-----------|-----------|------------|-------------|-----------|-----------|----------|-----------|------------|------------|
| SEASON | TEAM | GP-GS | MIN/AVG | FG-FGA | FG% | 3FG-FGA | 3FG% | FT-FTA | FT% | OFF | DEF | TOT | AVG | PF-FO | AST | TO | BLK | STL | PTS | AVG |
| 2016-17 | ASU | 10-0 | 43/4.3 | 4-10 | .400 | 2-6 | .333 | 1-3 | .333 | 1 | 4 | 5 | 0.5 | 7-0 | 2 | 7 | 0 | 1 | 11 | 1.1 |
| 2017-18 | ASU | 1-0 | 8/8.0 | 1-3 | .333 | 0-1 | .000 | 0-0 | .000 | 1 | 0 | 1 | 1.0 | 0-0 | 0 | 1 | 0 | 0 | 2 | 2.0 |
| 2018-19 | ASU | 25-6 | 319/12.8 | 32-80 | .400 | 8-31 | .258 | 21-27 | .778 | 13 | 14 | 27 | 1.1 | 40-0 | 15 | 15 | 1 | 3 | 93 | 3.7 |
| 2019-20 | ASU | 15-14 | 335/22.4 | 26-57 | .456 | 8-21 | .381 | 14-24 | .583 | 7 | 17 | 24 | 1.6 | 29-0 | 29 | 19 | 2 | 12 | 74 | 4.9 |
| TOTAL | | 51-20 | 706/13.8 | 63-150 | .420 | 18-59 | .305 | 36-54 | .667 | 22 | 35 | 57 | 1.1 | 76-0 | 46 | 42 | 3 | 16 | 180 | 3.5 |

Single Game Highs

| Statistic | Value | |
|--------------|-------|---|
| Points | 13 | vs Missouri St. 12/18/18, at Colorado St. 11/20/19 |
| Rebounds | 6 | vs Mo. Baptist 11/12/18, at Colorado St. 11/20/19 |
| Assists | 4 | vs Evansville 12/04/18, vs UC Davis 11/15/19 |
| Steals | 3 | vs SFA 11/30/19, vs Omaha 12/03/19 |
| Blocks | 1 | vs Mo. Baptist 11/12/18, vs Idaho 11/17/19, at Colorado St. 11/20/19 |
| FG Made | 5 | at South Alabama 03/12/19, at Colorado St. 11/20/19 |
| FG Attempts | 10 | at South Alabama 03/12/19 |
| 3FG Made | 2 | 4 times |
| 3FG Attempts | 5 | vs Evansville 12/04/18, vs Missouri St. 12/18/18, vs Ark.-Monticello 11/06/19 |
| FT Made | 5 | vs Eastern Ill. 11/24/18 |
| FT Attempts | 6 | vs Eastern Ill. 11/24/18, vs UT Arlington 01/02/20 |

ARKANSAS STATE BASKETBALL

10 MALCOLM FARRINGTON | G | 6-4 | 200 | Fr | West Palm Beach, Fla. / DME Academy

| | | | | Field Goals | | 3-Point | | F-Throws | | Rebounds | | | | | | | | Scoring | | | |
|--------------|------|------------|--------------|-------------|-------------|------------|-------------|------------|-------------|----------|----------|----------|------------|------------|----------|----------|----------|----------|----------|----------|------------|
| SEASON | TEAM | GP-GS | MIN/AVG | FG-FGA | FG% | 3FG-FGA | 3FG% | FT-FTA | FT% | OFF | DEF | TOT | AVG | PF-FO | AST | TO | BLK | STL | PTS | AVG | |
| 2019-20 | ASU | 1-0 | 3/3.0 | 0-1 | .000 | 0-1 | .000 | 0-0 | .000 | 0 | 0 | 0 | 0.0 | 1-0 | 0 | 0 | 0 | 0 | 0 | 0 | 0.0 |
| TOTAL | | 1-0 | 3/3.0 | 0-1 | .000 | 0-1 | .000 | 0-0 | .000 | 0 | 0 | 0 | 0.0 | 1-0 | 0 | 0 | 0 | 0 | 0 | 0 | 0.0 |

Single Game Highs

| Statistic | Value | |
|--------------|-------|-----------------------------|
| FG Attempts | 1 | vs Ark.-Monticello 11/06/19 |
| 3FG Attempts | 1 | vs Ark.-Monticello 11/06/19 |

11 MELO EGGLESTON | G | 6-8 | 200 | rSO | Suitland, Md. / Wake Forest

| | | | | Field Goals | | 3-Point | | F-Throws | | Rebounds | | | | | | | | Scoring | | |
|----------------------|------|-------------|----------------|--------------|-------------|------------|-------------|--------------|-------------|-----------|-----------|-----------|------------|-------------|-----------|----------|----------|----------|-----------|-------------|
| SEASON | TEAM | GP-GS | MIN/AVG | FG-FGA | FG% | 3FG-FGA | 3FG% | FT-FTA | FT% | OFF | DEF | TOT | AVG | PF-FO | AST | TO | BLK | STL | PTS | AVG |
| 2017-18 | Wake | 21-0 | 105/5.0 | 7-20 | .350 | 0-3 | .000 | 7-13 | .538 | 6 | 18 | 24 | 1.1 | 12-0 | 4 | 4 | 2 | 3 | 21 | 1.0 |
| 2019-20 | ASU | 5-0 | 93/18.6 | 17-39 | .436 | 0-3 | .000 | 17-23 | .739 | 7 | 16 | 23 | 4.6 | 15-2 | 6 | 4 | 3 | 3 | 51 | 10.2 |
| TOTAL FOR ASU | | 5-0 | 93/18.6 | 17-39 | .436 | 0-3 | .000 | 17-23 | .739 | 7 | 16 | 23 | 4.6 | 15-2 | 6 | 4 | 3 | 3 | 51 | 10.2 |
| TOTAL | | 26-0 | 198/7.6 | 24-59 | .407 | 0-6 | .000 | 24-36 | .667 | 13 | 34 | 47 | 1.8 | 27-2 | 10 | 8 | 5 | 6 | 72 | 2.8 |

Single Game Highs

| Statistic | Value | |
|--------------|-------|---|
| Points | 15 | vs Texas St. 01/04/20 |
| Rebounds | 8 | at La.-Monroe 12/21/19 |
| Assists | 3 | vs Freed-Hardeman 12/28/19 |
| Steals | 2 | vs Richmond 12/02/17, vs UT Arlington 01/02/20 |
| Blocks | 2 | vs Army West Point 12/08/17, vs Freed-Hardeman 12/28/19 |
| FG Made | 6 | vs Texas St. 01/04/20 |
| FG Attempts | 12 | vs UT Arlington 01/02/20 |
| 3FG Attempts | 2 | vs Freed-Hardeman 12/28/19 |
| FT Made | 6 | vs Freed-Hardeman 12/28/19 |
| FT Attempts | 9 | vs Freed-Hardeman 12/28/19 |

ARKANSAS STATE BASKETBALL

12 CANBERK KUS | G | 6-6 | 205 | SR | Istanbul, Turkey / College of Central Florida

| SEASON | TEAM | GP-GS | MIN/AVG | Field Goals | | 3-Point | | F-Throws | | Rebounds | | | | Scoring | | | | | | |
|--------------|------|--------------|-----------------|----------------|-------------|--------------|-------------|--------------|-------------|-----------|------------|------------|------------|-------------|-----------|-----------|-----------|-----------|------------|------------|
| | | | | FG-FGA | FG% | 3FG-FGA | 3FG% | FT-FTA | FT% | OFF | DEF | TOT | AVG | PF-FO | AST | TO | BLK | STL | PTS | AVG |
| 2018-19 | ASU | 24-0 | 394/16.4 | 47-125 | .376 | 15-54 | .278 | 26-31 | .839 | 14 | 46 | 60 | 2.5 | 50-1 | 25 | 33 | 16 | 18 | 135 | 5.6 |
| 2019-20 | ASU | 15-14 | 409/27.2 | 67-145 | .462 | 16-44 | .364 | 28-39 | .718 | 19 | 58 | 77 | 5.1 | 44-1 | 30 | 25 | 17 | 22 | 178 | 11.9 |
| TOTAL | | 39-14 | 803/20.6 | 114-270 | .422 | 31-98 | .316 | 54-70 | .771 | 33 | 104 | 137 | 3.5 | 94-2 | 55 | 58 | 33 | 40 | 313 | 8.0 |

Single Game Highs

| Statistic | Value | |
|--------------|-------|---|
| Points | 18 | vs VMI 11/14/19 |
| Rebounds | 12 | vs Idaho 11/17/19 |
| Assists | 5 | vs VMI 11/14/19 |
| Steals | 4 | vs Ark.-Monticello 11/06/19, at Ole Miss 11/08/19, vs Freed-Hardeman 12/28/19 |
| Blocks | 4 | vs Louisiana 12/18/19 |
| FG Made | 8 | vs Ark.-Monticello 11/06/19, vs VMI 11/14/19 |
| FG Attempts | 13 | vs Ark.-Monticello 11/06/19, vs Idaho 11/17/19 |
| 3FG Made | 3 | at Troy 02/09/19, vs SFA 11/30/19 |
| 3FG Attempts | 6 | vs UNCW 11/23/18 |
| FT Made | 7 | vs Mo. Baptist 11/12/18 |
| FT Attempts | 7 | vs Mo. Baptist 11/12/18, vs SFA 11/30/19 |

15 JAKE SCOGGINS | F | 6-9 | 220 | rJR | Benton, Ark. / Benton HS

| SEASON | TEAM | GP-GS | MIN/AVG | Field Goals | | 3-Point | | F-Throws | | Rebounds | | | | Scoring | | | | | | |
|--------------|------|-------------|----------------|--------------|-------------|------------|-------------|-------------|-------------|-----------|-----------|-----------|------------|-------------|----------|-----------|----------|----------|-----------|------------|
| | | | | FG-FGA | FG% | 3FG-FGA | 3FG% | FT-FTA | FT% | OFF | DEF | TOT | AVG | PF-FO | AST | TO | BLK | STL | PTS | AVG |
| 2017-18 | ASU | 24-1 | 157/6.5 | 11-24 | .458 | 0-0 | .000 | 2-8 | .250 | 7 | 19 | 26 | 1.1 | 35-0 | 3 | 8 | 1 | 3 | 24 | 1.0 |
| 2018-19 | ASU | 8-2 | 62/7.7 | 4-7 | .571 | 0-0 | .000 | 1-4 | .250 | 2 | 4 | 6 | 0.8 | 9-0 | 4 | 3 | 0 | 3 | 9 | 1.1 |
| 2019-20 | ASU | 3-0 | 15/4.9 | 1-6 | .167 | 0-0 | .000 | 0-1 | .000 | 1 | 0 | 1 | 0.3 | 3-0 | 0 | 1 | 0 | 1 | 2 | 0.7 |
| TOTAL | | 35-3 | 233/6.7 | 16-37 | .432 | 0-0 | .000 | 3-13 | .231 | 10 | 23 | 33 | 0.9 | 47-0 | 7 | 12 | 1 | 7 | 35 | 1.0 |

Single Game Highs

| Statistic | Value | |
|-------------|-------|---|
| Points | 4 | at Indiana 11/22/17, vs Howard 11/20/17, vs Culver-Stockton 12/22/17 |
| Rebounds | 4 | at Grand Canyon 11/16/18 |
| Assists | 3 | at Grand Canyon 11/16/18 |
| Steals | 2 | vs Coastal Carolina 02/24/18 |
| Blocks | 1 | at Appalachian St. 01/27/18 |
| FG Made | 2 | at Indiana 11/22/17, vs Howard 11/20/17, vs Culver-Stockton 12/22/17 |
| FG Attempts | 4 | vs Freed-Hardeman 12/28/19 |
| FT Made | 1 | at Abilene Christian 11/09/18, at Coastal Carolina 01/25/18, vs Coastal Carolina 02/24/18 |
| FT Attempts | 2 | 6 times |

ARKANSAS STATE BASKETBALL

23 MARQUIS EATON | G | 6-2 | 195 | JR | Helena, Ark. / Jonesboro HS

| SEASON | TEAM | GP-GS | MIN/AVG | Field Goals | | 3-Point | | F-Throws | | Rebounds | | | | Scoring | | | | | | |
|--------------|------|--------------|------------------|----------------|-------------|---------------|-------------|----------------|-------------|-----------|------------|------------|------------|--------------|------------|------------|-----------|-----------|------------|------------|
| | | | | FG-FGA | FG% | 3FG-FGA | 3FG% | FT-FTA | FT% | OFF | DEF | TOT | AVG | PF-FO | AST | TO | BLK | STL | PTS | AVG |
| 2017-18 | ASU | 32-11 | 641/20.0 | 69-176 | .392 | 13-47 | .277 | 45-54 | .833 | 10 | 40 | 50 | 1.6 | 52-0 | 69 | 50 | 6 | 26 | 196 | 6.1 |
| 2018-19 | ASU | 32-27 | 1023/32.0 | 123-331 | .372 | 40-126 | .317 | 73-96 | .760 | 26 | 79 | 105 | 3.3 | 78-0 | 91 | 83 | 11 | 28 | 359 | 11.2 |
| 2019-20 | ASU | 15-13 | 452/30.1 | 45-142 | .317 | 14-47 | .298 | 41-54 | .759 | 9 | 48 | 57 | 3.8 | 34-0 | 39 | 26 | 1 | 20 | 145 | 9.7 |
| TOTAL | | 79-51 | 2116/26.8 | 237-649 | .365 | 67-220 | .305 | 159-204 | .779 | 45 | 167 | 212 | 2.7 | 164-0 | 199 | 159 | 18 | 74 | 700 | 8.9 |

Single Game Highs

| Statistic | Value | |
|--------------|-------|--|
| Points | 26 | vs UT Arlington 02/16/19 |
| Rebounds | 9 | vs Fla. Atlantic 12/14/18, vs Louisiana 12/18/19 |
| Assists | 8 | vs Appalachian St. 01/24/19 |
| Steals | 4 | at La.-Monroe 12/21/19 |
| Blocks | 2 | vs Louisiana 03/09/19 |
| FG Made | 9 | vs UT Arlington 02/16/19 |
| FG Attempts | 17 | vs UNCW 11/23/18, vs Fla. Atlantic 12/14/18 |
| 3FG Made | 5 | vs Harding 12/29/18 |
| 3FG Attempts | 9 | at La.-Monroe 01/05/19 |
| FT Made | 9 | vs Louisiana 12/18/19 |
| FT Attempts | 14 | vs Louisiana 12/18/19 |

32 ANTWON JACKSON | F | 6-7 | 265 | FR | Las Vegas, Nev. / Ed W. Clark HS

| SEASON | TEAM | GP-GS | MIN/AVG | Field Goals | | 3-Point | | F-Throws | | Rebounds | | | | Scoring | | | | | | |
|--------------|------|-------------|-----------------|--------------|-------------|------------|-------------|--------------|-------------|-----------|-----------|-----------|------------|-------------|----------|-----------|----------|-----------|-----------|------------|
| | | | | FG-FGA | FG% | 3FG-FGA | 3FG% | FT-FTA | FT% | OFF | DEF | TOT | AVG | PF-FO | AST | TO | BLK | STL | PTS | AVG |
| 2019-20 | ASU | 15-0 | 235/15.7 | 16-33 | .485 | 0-0 | .000 | 12-22 | .545 | 19 | 26 | 45 | 3.0 | 22-0 | 8 | 15 | 7 | 12 | 44 | 2.9 |
| TOTAL | | 15-0 | 235/15.7 | 16-33 | .485 | 0-0 | .000 | 12-22 | .545 | 19 | 26 | 45 | 3.0 | 22-0 | 8 | 15 | 7 | 12 | 44 | 2.9 |

Single Game Highs

| Statistic | Value | |
|-------------|-------|---|
| Points | 8 | vs Omaha 12/03/19 |
| Rebounds | 8 | vs Louisiana 12/18/19 |
| Assists | 2 | vs Ark.-Monticello 11/06/19, at Tulsa 12/07/19 |
| Steals | 3 | at Ole Miss 11/08/19 |
| Blocks | 1 | 7 times |
| FG Made | 4 | vs Omaha 12/03/19 |
| FG Attempts | 5 | vs UT Arlington 01/02/20 |
| FT Made | 4 | vs Texas St. 01/04/20 |
| FT Attempts | 4 | vs UC Davis 11/15/19, at Colorado St. 11/20/19, vs Texas St. 01/04/20 |

ARKANSAS STATE BASKETBALL

Game 1

Ark-Monticello 49 - 0-0-0 GAC

| # | Player | Total | | 3-Pt | | Rebounds | | PF | TP | A | TO | Bk | Sl | Min | |
|----|--------------------|-------|-------|------|-----|----------|-----|----|----|----|----|----|----|-----|----|
| | | FG | FGA | FG | FGA | Off | Def | | | | | | | | |
| 1 | Justin Slocum | 1 | 2-3 | 0-0 | 1-1 | 2 | 2 | 4 | 5 | 1 | 3 | 0 | 0 | 16 | |
| 25 | Kwane McBean | 1 | 1-1 | 0-0 | 0 | 1 | 4 | 5 | 2 | 0 | 2 | 0 | 0 | 24 | |
| 6 | KJ Lesaux | 0 | 2-4 | 0-0 | 0 | 6 | 7 | 1 | 0 | 7 | 3 | 0 | 0 | 34 | |
| 10 | Wayne King | 0 | 6-12 | 5-9 | 2-2 | 3 | 4 | 7 | 3 | 19 | 2 | 1 | 0 | 31 | |
| 15 | Marcus Hilbert | 0 | 6-15 | 3-9 | 0 | 4 | 2 | 6 | 1 | 15 | 1 | 0 | 0 | 37 | |
| 1 | Austin Gray | 1 | 1-5 | 1-5 | 2-2 | 0 | 4 | 4 | 4 | 1 | 5 | 0 | 1 | 0 | 17 |
| 2 | Jeremiah Alexander | 0 | 2-2 | 0-0 | 0 | 1 | 1 | 0 | 0 | 0 | 2 | 0 | 0 | 10 | |
| 6 | Denzel McCullify | 1 | 0-0 | 0-0 | 1-2 | 3 | 3 | 4 | 0 | 1 | 1 | 0 | 0 | 23 | |
| 12 | Kayon Craddock | 0 | 0-0 | 0-0 | 0 | 0 | 0 | 1 | 0 | 1 | 0 | 0 | 0 | 6 | |
| 20 | Nedija Dep | 0 | 0-0 | 0-0 | 0 | 0 | 0 | 0 | 0 | 0 | 0 | 0 | 0 | 2 | |
| | Team | | | | | 0 | 0 | 0 | 0 | 0 | 0 | 0 | 0 | 2 | |
| | Totals | | 17-53 | 9-26 | 6-8 | 13 | 28 | 41 | 23 | 49 | 11 | 22 | 1 | 300 | |

FG % 1st Half: 8-24 33.3% 2nd half: 9-29 31.0% Game: 17-53 32.1%
 3FG % 1st Half: 5-13 38.5% 2nd half: 4-13 30.8% Game: 9-26 34.6%
 FT % 1st Half: 1-3 33.3% 2nd half: 5-5 100.0% Game: 6-8 75.0%

Arkansas State 65 - 1-0-0 Sun Belt

| # | Player | Total | | 3-Pt | | Rebounds | | PF | TP | A | TO | Bk | Sl | Min | |
|----|---------------------|-------|-------|------|------|----------|-----|----|----|----|----|----|----|-----|----|
| | | FG | FGA | FG | FGA | Off | Def | | | | | | | | |
| 03 | Brevard, Malik | 1 | 2-3 | 0-0 | 0-2 | 1 | 3 | 4 | 2 | 4 | 1 | 3 | 0 | 1 | 21 |
| 04 | Matthews, J.J. | 1 | 4-8 | 0-0 | 2-3 | 7 | 10 | 2 | 10 | 3 | 0 | 0 | 0 | 1 | 25 |
| 05 | Fields, Caleb | 0 | 1-3 | 0-0 | 1-1 | 1 | 1 | 0 | 3 | 2 | 0 | 0 | 0 | 17 | |
| 12 | Kus, Canberk | 0 | 8-13 | 1-3 | 0 | 6 | 7 | 4 | 17 | 4 | 1 | 1 | 4 | 27 | |
| 23 | Eaton, Marquis | 1 | 4-11 | 2-3 | 0 | 4 | 4 | 13 | 4 | 0 | 3 | 0 | 3 | 31 | |
| 01 | Johnson, Jerry | 0 | 0-3 | 0-0 | 0 | 0 | 0 | 0 | 0 | 2 | 0 | 0 | 0 | 9 | |
| 02 | Wilson, Kobe | 2 | 9-9 | 1-5 | 0 | 2 | 2 | 0 | 5 | 2 | 1 | 0 | 0 | 23 | |
| 05 | Wills, Christian | 0 | 4-8 | 2-5 | 0-1 | 3 | 1 | 4 | 2 | 10 | 3 | 1 | 0 | 29 | |
| 15 | Farrington, Malcolm | 0 | 0-1 | 0-0 | 0 | 0 | 0 | 1 | 0 | 0 | 0 | 0 | 0 | 17 | |
| 32 | Jackson, Antwon | 2 | 2-2 | 0-0 | 1-3 | 0 | 2 | 1 | 5 | 2 | 0 | 1 | 0 | 15 | |
| | Team | | | | | 0 | 0 | 0 | 0 | 0 | 0 | 0 | 0 | 15 | |
| | Totals | | 27-58 | 5-19 | 1-17 | 10 | 34 | 15 | 65 | 20 | 12 | 2 | 9 | 200 | |

FG % 1st Half: 15-27 55.6% 2nd half: 12-31 38.7% Game: 27-58 46.6%
 3FG % 1st Half: 5-13 38.5% 2nd half: 2-8 25.0% Game: 7-21 33.3%
 FT % 1st Half: 1-1 11.1% 2nd half: 5-6 83.3% Game: 6-17 35.3%

Officials: Chris Chumley, John Dillon, Byron Jamett
 Technical fouls: Ark-Monticello:None, Arkansas State:None
 Attendance: 1397

| Score by periods | 1st | 2nd | Total |
|------------------|-----|-----|-------|
| Ark-Monticello | 22 | 27 | 49 |
| Arkansas State | 28 | 37 | 65 |

Game 2

Arkansas State 43 - 1-1

| # | Player | Total | | 3-Pt | | Rebounds | | PF | TP | A | TO | Bk | Sl | Min |
|----|------------------|-------|-------|------|------|----------|-----|----|----|----|----|----|----|-----|
| | | FG | FGA | FG | FGA | Off | Def | | | | | | | |
| 03 | Brevard, Malik | 1 | 1-1 | 0-0 | 0-1 | 0 | 4 | 4 | 5 | 2 | 0 | 5 | 0 | 23 |
| 04 | Matthews, J.J. | 1 | 4-10 | 0-2 | 0 | 2 | 4 | 10 | 3 | 1 | 0 | 1 | 21 | |
| 05 | Wills, Christian | 0 | 1-2 | 0-0 | 0 | 3 | 3 | 1 | 2 | 0 | 1 | 0 | 21 | |
| 12 | Kus, Canberk | 0 | 4-8 | 1-4 | 1-2 | 0 | 2 | 2 | 10 | 2 | 3 | 0 | 4 | 31 |
| 23 | Eaton, Marquis | 0 | 1-4 | 1-2 | 0 | 6 | 6 | 1 | 4 | 5 | 4 | 0 | 1 | 33 |
| 01 | Johnson, Jerry | 0 | 2-9 | 1-5 | 0-0 | 1 | 1 | 3 | 5 | 3 | 0 | 0 | 0 | 24 |
| 02 | Wilson, Kobe | 0 | 0-2 | 0-0 | 0 | 2 | 2 | 0 | 2 | 1 | 0 | 0 | 0 | 24 |
| 32 | Jackson, Antwon | 0 | 0-1 | 0-0 | 1-2 | 0 | 1 | 2 | 0 | 1 | 0 | 0 | 0 | 23 |
| | Team | | | | | 5 | 8 | 0 | 0 | 0 | 0 | 0 | 0 | 0 |
| | Totals | | 15-46 | 6-19 | 7-12 | 6 | 22 | 28 | 19 | 43 | 12 | 23 | 1 | 211 |

FG % 1st Half: 7-20 35.0% 2nd half: 8-26 30.8% Game: 15-46 32.6%
 3FG % 1st Half: 4-10 40.0% 2nd half: 2-9 22.2% Game: 6-19 31.6%
 FT % 1st Half: 1-3 33.3% 2nd half: 6-9 66.7% Game: 7-12 58.3%

Arkansas State 71 - 1-0

| # | Player | Total | | 3-Pt | | Rebounds | | PF | TP | A | TO | Bk | Sl | Min | |
|----|------------------|-------|-------|------|-------|----------|-----|----|----|----|----|----|----|-----|----|
| | | FG | FGA | FG | FGA | Off | Def | | | | | | | | |
| 03 | Sy, Khadim | 1 | 3-6 | 0-0 | 2-2 | 2 | 2 | 4 | 3 | 8 | 1 | 1 | 0 | 1 | 20 |
| 05 | Buffen, KJ | 1 | 5-6 | 1-1 | 5-6 | 2 | 7 | 3 | 16 | 1 | 2 | 2 | 3 | 24 | |
| 04 | Shuler, Devontae | 0 | 1-1 | 3-7 | 3-4 | 1 | 3 | 1 | 20 | 1 | 4 | 0 | 2 | 28 | |
| 04 | Trey, Breven | 0 | 2-9 | 1-7 | 1-2 | 0 | 2 | 0 | 6 | 4 | 2 | 0 | 3 | 25 | |
| 15 | Rodriguez, Luis | 0 | 2-3 | 0-0 | 1-2 | 2 | 6 | 1 | 5 | 3 | 1 | 1 | 3 | 25 | |
| 01 | Crowley, Austin | 2 | 2-4 | 0-0 | 1-1 | 5 | 6 | 1 | 5 | 6 | 1 | 1 | 0 | 10 | |
| 10 | Curry, Carlos | 2 | 2-4 | 0-0 | 0 | 1 | 2 | 3 | 1 | 4 | 0 | 0 | 0 | 9 | |
| 11 | Miller, Franco | 0 | 1-3 | 1-2 | 0 | 1 | 1 | 0 | 4 | 1 | 1 | 0 | 0 | 12 | |
| 13 | Williams, Bryce | 1 | 1-0 | 0-0 | 0 | 1 | 2 | 0 | 2 | 2 | 2 | 0 | 0 | 14 | |
| 14 | Collum, Antonio | 0-2 | 0-1 | 0-0 | 0 | 0 | 2 | 0 | 0 | 0 | 0 | 0 | 0 | 17 | |
| 23 | Hunter, Sammy | 0-1 | 0-0 | 0-0 | 0 | 2 | 2 | 0 | 2 | 0 | 0 | 0 | 0 | 17 | |
| 34 | McBride, John | 0-0 | 0-0 | 0-0 | 0 | 0 | 0 | 0 | 0 | 0 | 0 | 0 | 0 | 3 | |
| 38 | McKay, Connor | 0-0 | 0-0 | 0-0 | 0 | 0 | 0 | 0 | 0 | 0 | 0 | 0 | 0 | 1 | |
| | Team | | | | | 0 | 0 | 0 | 0 | 0 | 0 | 0 | 0 | 0 | |
| | Totals | | 25-56 | 8-26 | 13-20 | 11 | 29 | 40 | 20 | 71 | 16 | 15 | 3 | 200 | |

FG % 1st Half: 15-34 44.1% 2nd half: 10-22 45.5% Game: 25-56 44.6%
 3FG % 1st Half: 5-17 29.4% 2nd half: 3-9 33.3% Game: 8-26 30.8%
 FT % 1st Half: 4-8 50.0% 2nd half: 4-8 50.0% Game: 18-20 90.0%

Officials: Pat Adams, Vladimir Voytas, Tasha, Nathan Bemis
 Technical fouls: Arkansas State:Matthews, J.J.; Wills, Christian, Ole
 Attendance: 8099

| Score by periods | 1st | 2nd | Total |
|------------------|-----|-----|-------|
| Arkansas State | 19 | 24 | 43 |
| Ark-Monticello | 39 | 32 | 71 |

Game 3

VMI 56 - 0-4-0 SoCon

| # | Player | Total | | 3-Pt | | Rebounds | | PF | TP | A | TO | Bk | Sl | Min |
|----|-------------------|-------|-------|------|-------|----------|-----|----|----|----|----|----|----|-----|
| | | FG | FGA | FG | FGA | Off | Def | | | | | | | |
| 34 | Jake Stephens | 0 | 1-4 | 1-2 | 1-2 | 2 | 4 | 6 | 1 | 4 | 3 | 1 | 0 | 19 |
| 02 | Garnett Gillesson | 0 | 3-6 | 1-3 | 0-2 | 2 | 5 | 7 | 3 | 7 | 1 | 0 | 0 | 34 |
| 05 | Greg Parham | 0 | 2-4 | 1-2 | 0-0 | 2 | 3 | 1 | 0 | 1 | 0 | 0 | 0 | 28 |
| 10 | Kameron Curfman | 0 | 4-10 | 2-6 | 0 | 2 | 2 | 1 | 10 | 3 | 0 | 3 | 0 | 30 |
| 15 | Myles Lewis | 0 | 2-4 | 0-0 | 7-10 | 0 | 3 | 3 | 11 | 1 | 2 | 0 | 0 | 23 |
| 00 | Louis Tang | 0 | 2-3 | 1-2 | 0 | 1 | 1 | 2 | 3 | 6 | 0 | 1 | 0 | 13 |
| 02 | Travis Ewe | 0 | 4-11 | 2-7 | 0 | 0 | 1 | 3 | 10 | 3 | 1 | 0 | 3 | 30 |
| 25 | Tyler Creamer | 0 | 0-0 | 0-0 | 0 | 0 | 0 | 0 | 0 | 0 | 0 | 0 | 0 | 18 |
| | Team | | | | | 0 | 0 | 0 | 0 | 0 | 0 | 0 | 0 | 0 |
| | Totals | | 19-48 | 7-24 | 11-21 | 7 | 18 | 28 | 16 | 56 | 10 | 13 | 0 | 200 |

FG % 1st Half: 11-24 45.8% 2nd half: 8-24 33.3% Game: 19-48 39.6%
 3FG % 1st Half: 3-9 33.3% 2nd half: 2-13 15.4% Game: 5-22 22.7%
 FT % 1st Half: 2-6 33.3% 2nd half: 9-15 60.0% Game: 11-21 52.4%

Arkansas State 71 - 2-1-0 Sun Belt

| # | Player | Total | | 3-Pt | | Rebounds | | PF | TP | A | TO | Bk | Sl | Min |
|----|------------------|-------|-------|------|-------|----------|-----|----|----|----|----|----|----|-----|
| | | FG | FGA | FG | FGA | Off | Def | | | | | | | |
| 03 | Brevard, Malik | 1 | 6-9 | 0-0 | 1-1 | 2 | 8 | 10 | 5 | 17 | 1 | 3 | 1 | 28 |
| 04 | Matthews, J.J. | 1 | 2-6 | 0-0 | 1-2 | 1 | 1 | 2 | 3 | 5 | 3 | 0 | 0 | 18 |
| 05 | Wills, Christian | 0 | 3-3 | 0-0 | 2-3 | 0 | 2 | 2 | 8 | 3 | 2 | 0 | 0 | 32 |
| 10 | Kus, Canberk | 0 | 8-11 | 3-2 | 0 | 9 | 1 | 18 | 0 | 1 | 1 | 0 | 1 | 33 |
| 23 | Eaton, Marquis | 0 | 3-9 | 2-4 | 0 | 0 | 1 | 3 | 8 | 4 | 2 | 0 | 2 | 29 |
| 00 | Fields, Caleb | 0 | 2-5 | 0-1 | 4-6 | 0 | 4 | 0 | 8 | 3 | 1 | 0 | 0 | 30 |
| 01 | Johnson, Jerry | 0 | 2-4 | 1-3 | 0-0 | 0 | 3 | 0 | 3 | 0 | 0 | 0 | 0 | 20 |
| 02 | Wilson, Kobe | 0 | 0-0 | 0-0 | 0 | 0 | 0 | 0 | 0 | 0 | 0 | 0 | 0 | 2 |
| 32 | Jackson, Antwon | 1-3 | 0-0 | 0-0 | 1 | 2 | 1 | 2 | 1 | 0 | 0 | 0 | 0 | 10 |
| | Team | | | | | 0 | 0 | 0 | 0 | 0 | 0 | 0 | 0 | 0 |
| | Totals | | 29-50 | 3-9 | 10-14 | 5 | 29 | 35 | 15 | 71 | 21 | 13 | 2 | 6 |

FG % 1st Half: 18-26 69.2% 2nd half: 11-24 45.8% Game: 29-50 58.0%
 3FG % 1st Half: 2-5 40.0% 2nd half: 4-11 36.4% Game: 6-17 35.3%
 FT % 1st Half: 2-4 50.0% 2nd half: 2-4 50.0% Game: 10-14 71.4%

Officials: Rob Horke, Bill Jackson, Don Daily
 Technical fouls: VMI:None, Arkansas State:None
 Attendance: 1154

| Score by periods | 1st | 2nd | Total |
|------------------|-----|-----|-------|
| Arkansas State | 29 | 42 | 71 |
| VMI | 40 | 31 | 71 |

Game 4

UC Davis 67 - 2-2-0 Big West

||
||
||

ARKANSAS STATE BASKETBALL

Game 10

Arkansas State 53 - 73

| # | Player | Total | | 3-Pr | | Rebounds | | FT-FTA | | PF | TP | A | TO | Bk | Sl | Min |
|----|------------------|-------|-------|------|-------|----------|-----|--------|-----|----|----|----|----|----|----|-----|
| | | FG | FGA | FG | FGA | Off | Def | FT | FTA | | | | | | | |
| 03 | Brevard, Malik | 1 | 0-3 | 0-1 | 0-0 | 1 | 4 | 5 | 1 | 0 | 0 | 2 | 0 | 0 | 0 | 17 |
| 04 | Matthews, J.J. | 1 | 6-9 | 0-0 | 3-4 | 2 | 0 | 2 | 5 | 15 | 0 | 5 | 1 | 0 | 0 | 24 |
| 06 | Fields, Caleb | 1 | 0-2 | 0-1 | 2-2 | 1 | 2 | 3 | 2 | 1 | 0 | 0 | 0 | 0 | 0 | 28 |
| 06 | Wills, Christian | 1 | 2-4 | 0-0 | 0-0 | 1 | 1 | 1 | 4 | 1 | 0 | 0 | 0 | 0 | 0 | 26 |
| 12 | Kus, Canberk | 1 | 7-11 | 2-4 | 0-0 | 1 | 1 | 2 | 3 | 6 | 0 | 1 | 0 | 0 | 0 | 32 |
| 09 | Johnson, Jerry | 1 | 3-11 | 1-3 | 0-0 | 0 | 2 | 2 | 1 | 13 | 1 | 1 | 0 | 0 | 0 | 27 |
| 23 | Eston, Marquis | 1 | 0-5 | 0-2 | 3-4 | 0 | 3 | 3 | 1 | 1 | 0 | 0 | 0 | 0 | 0 | 29 |
| 32 | Jackson, Antwon | 1 | 0-3 | 0-0 | 0-0 | 2 | 2 | 2 | 0 | 0 | 0 | 0 | 0 | 0 | 0 | 18 |
| | Team | | | | | | | | | | | | | | | |
| | Totals | | 18-48 | 3-11 | 14-16 | 8 | 13 | 21 | 18 | 53 | 4 | 16 | 1 | 6 | 20 | |

FG % 1st Half: 6.22 27.3% 2nd half: 12.36 46.5% Game: 18-48 37.5% Dealt/Rebounds 1.1
 3FG % 1st Half: 0.0% 0.0% 2nd half: 3.0% 31.1% 27.3% Game: 4-13 29.8%
 FT % 1st Half: 4.4 100.0% 2nd half: 10-12 83.3% Game: 14-16 87.5%

Missouri State 75 - 65

| # | Player | Total | | 3-Pr | | Rebounds | | FT-FTA | | PF | TP | A | TO | Bk | Sl | Min |
|----|-----------------|-------|-------|------|-------|----------|-----|--------|-----|----|----|----|----|----|----|-----|
| | | FG | FGA | FG | FGA | Off | Def | FT | FTA | | | | | | | |
| 15 | Lamont West | 1 | 5-8 | 1-4 | 2-2 | 1 | 2 | 3 | 1 | 13 | 0 | 2 | 0 | 1 | 0 | 25 |
| 30 | Tullio Da Silva | 1 | 3-5 | 0-0 | 3-4 | 3 | 2 | 5 | 3 | 9 | 1 | 2 | 2 | 1 | 0 | 32 |
| 00 | Tyrin Dixon | 1 | 4-6 | 2-3 | 2-3 | 0 | 5 | 3 | 1 | 12 | 2 | 2 | 0 | 0 | 0 | 26 |
| 01 | Keandre Cook | 1 | 5-11 | 1-4 | 6-6 | 0 | 3 | 3 | 1 | 17 | 3 | 1 | 1 | 0 | 0 | 37 |
| 04 | Ja'Monta Black | 1 | 0-0 | 0-0 | 0-0 | 0 | 1 | 1 | 0 | 0 | 0 | 0 | 0 | 0 | 0 | 9 |
| 03 | Spencer Brown | 1 | 0-0 | 0-0 | 0-0 | 0 | 0 | 0 | 0 | 0 | 0 | 0 | 0 | 0 | 0 | 1 |
| 11 | Isiah Mosley | 1 | 2-2 | 1-1 | 3-4 | 0 | 1 | 1 | 0 | 8 | 1 | 1 | 1 | 0 | 0 | 12 |
| 21 | Ross Owens | 1 | 1-1 | 1-1 | 0-0 | 0 | 0 | 0 | 1 | 3 | 0 | 0 | 0 | 0 | 0 | 1 |
| 24 | For Cooper, Jr. | 1 | 0-1 | 0-1 | 0-0 | 0 | 0 | 0 | 0 | 3 | 0 | 3 | 0 | 0 | 0 | 13 |
| 25 | Darrian Scott | 1 | 0-0 | 0-0 | 0-0 | 0 | 0 | 0 | 0 | 0 | 0 | 0 | 0 | 0 | 0 | 1 |
| 33 | Josh Hall | 1 | 0-0 | 0-0 | 2-2 | 0 | 5 | 1 | 2 | 1 | 1 | 0 | 1 | 0 | 0 | 20 |
| 44 | Gaige Prim | 1 | 5-10 | 0-0 | 1-2 | 2 | 2 | 4 | 3 | 11 | 0 | 2 | 0 | 1 | 0 | 23 |
| | Team | | | | | | | | | | | | | | | |
| | Totals | | 25-44 | 6-14 | 19-23 | 6 | 22 | 20 | 16 | 75 | 11 | 14 | 4 | 6 | 20 | |

FG % 1st Half: 15.22 54.3% 2nd half: 13.22 59.1% Game: 25-44 56.8% Dealt/Rebounds 3.1
 3FG % 1st Half: 2.9 22.2% 2nd half: 4.5 80.0% Game: 12-11 20.0%
 FT % 1st Half: 8.0 80.0% 2nd half: 11.3 84.6% Game: 19-23 82.6%

Officials: Tom Estes, Rick Crawford, John Hendricks
 Technical fouls: Arkansas State-Matthews, J.J., Missouri State-Lamont West.
 Attendance: 3891
 Missouri State fouled out at 2:57 of 2nd half.

| Score by periods | 1st | 2nd | Total |
|------------------|-----|-----|-------|
| Arkansas State | 16 | 37 | 53 |
| Missouri State | 34 | 41 | 75 |

Last FG - ASU 2nd 01:59, MSU 2nd 00:32
 Largest lead - ASU by 18 16:36, MSU by 24 2nd 00:32
 ASU led for 01:01, MSU led for 36:27, Game was tied for 0:22.

Game 11

Louisiana 67 - 54 (0-1 SBC)

| # | Player | Total | | 3-Pr | | Rebounds | | FT-FTA | | PF | TP | A | TO | Bk | Sl | Min |
|----|--------------------|-------|-------|------|-------|----------|-----|--------|-----|----|----|----|----|----|----|-----|
| | | FG | FGA | FG | FGA | Off | Def | FT | FTA | | | | | | | |
| 01 | Jalen Johnson | 1 | 3-9 | 1-4 | 3-3 | 1 | 5 | 6 | 4 | 10 | 0 | 0 | 0 | 1 | 0 | 26 |
| 11 | Titus Smith | 1 | 5-6 | 0-0 | 5-5 | 3 | 8 | 5 | 15 | 0 | 3 | 1 | 0 | 1 | 0 | 18 |
| 00 | Cedric Prussell | 1 | 6-16 | 1-6 | 3-4 | 1 | 3 | 4 | 3 | 15 | 0 | 3 | 0 | 2 | 0 | 31 |
| 00 | Trajan Wesley | 1 | 1-3 | 0-0 | 0-1 | 0 | 1 | 1 | 3 | 2 | 4 | 2 | 0 | 0 | 0 | 26 |
| 13 | Myik Wilson | 1 | 2-6 | 1-1 | 7-10 | 2 | 2 | 4 | 12 | 2 | 2 | 0 | 0 | 1 | 0 | 36 |
| 15 | P.J. Hardy | 1 | 0-3 | 0-2 | 1-2 | 0 | 2 | 2 | 1 | 0 | 0 | 0 | 0 | 0 | 0 | 15 |
| 22 | Calvin Temple | 1 | 1-3 | 1-2 | 0-0 | 0 | 2 | 2 | 4 | 3 | 0 | 0 | 0 | 0 | 0 | 17 |
| 25 | Chris Sprenkuch | 1 | 0-0 | 0-0 | 0-0 | 0 | 1 | 0 | 0 | 0 | 0 | 0 | 0 | 0 | 0 | 5 |
| 34 | Dou Aduye | 1 | 3-10 | 0-1 | 2-4 | 4 | 3 | 7 | 4 | 8 | 0 | 0 | 2 | 0 | 0 | 20 |
| 35 | Kristian Lafayette | 1 | 0-0 | 0-0 | 0-0 | 0 | 1 | 1 | 0 | 0 | 0 | 1 | 0 | 0 | 0 | 8 |
| | Team | | | | | | | | | | | | | | | |
| | Totals | | 21-56 | 4-16 | 21-30 | 13 | 23 | 36 | 30 | 67 | 6 | 14 | 2 | 6 | 20 | |

FG % 1st Half: 11-30 36.7% 2nd half: 10-26 38.5% Game: 21-56 37.5% Dealt/Rebounds 1.1
 3FG % 1st Half: 2.8 25.0% 2nd half: 2.8 25.0% Game: 4-16 25.0%
 FT % 1st Half: 11-14 78.6% 2nd half: 10-16 62.5% Game: 21-30 70.0%

Arkansas State 79 - 83 (0-1 SBC)

| # | Player | Total | | 3-Pr | | Rebounds | | FT-FTA | | PF | TP | A | TO | Bk | Sl | Min |
|----|------------------|-------|-------|------|-------|----------|-----|--------|-----|----|----|----|----|----|----|-----|
| | | FG | FGA | FG | FGA | Off | Def | FT | FTA | | | | | | | |
| 04 | Matthews, J.J. | 1 | 4-4 | 0-0 | 0-0 | 1 | 2 | 3 | 5 | 8 | 1 | 2 | 0 | 0 | 0 | 13 |
| 01 | Johnson, Jerry | 1 | 2-6 | 1-4 | 6-8 | 0 | 1 | 1 | 11 | 3 | 1 | 0 | 0 | 0 | 0 | 28 |
| 05 | Wills, Christian | 1 | 2-3 | 0-0 | 0-1 | 0 | 0 | 0 | 4 | 1 | 0 | 1 | 1 | 0 | 0 | 22 |
| 12 | Kus, Canberk | 1 | 1-4 | 0-1 | 4-4 | 1 | 6 | 7 | 4 | 6 | 1 | 3 | 4 | 1 | 0 | 25 |
| 23 | Eston, Marquis | 1 | 7-15 | 1-4 | 9-14 | 2 | 7 | 9 | 24 | 4 | 3 | 2 | 0 | 0 | 0 | 37 |
| 00 | Fields, Caleb | 1 | 4-8 | 2-4 | 8-14 | 1 | 3 | 4 | 3 | 18 | 4 | 2 | 0 | 0 | 0 | 31 |
| 00 | Wilson, Kobe | 1 | 2-3 | 0-1 | 0-0 | 0 | 1 | 1 | 0 | 0 | 0 | 0 | 0 | 0 | 0 | 4 |
| 00 | Brevard, Malik | 1 | 2-2 | 0-0 | 0-0 | 1 | 2 | 3 | 4 | 1 | 1 | 0 | 0 | 0 | 0 | 11 |
| 11 | Eggleston, Melo | 1 | 0-1 | 0-0 | 0-0 | 1 | 1 | 2 | 0 | 0 | 0 | 0 | 0 | 0 | 0 | 4 |
| 32 | Jackson, Antwon | 1 | 2-2 | 0-0 | 0-0 | 2 | 6 | 8 | 4 | 1 | 2 | 1 | 0 | 0 | 0 | 25 |
| | Team | | | | | | | | | | | | | | | |
| | Totals | | 24-48 | 4-14 | 27-41 | 8 | 29 | 37 | 28 | 79 | 16 | 13 | 5 | 6 | 20 | |

FG % 1st Half: 11-22 50.0% 2nd half: 13-26 50.0% Game: 24-48 50.0% Dealt/Rebounds 1.1
 3FG % 1st Half: 1-5 20.0% 2nd half: 2-9 22.2% Game: 3-14 28.6%
 FT % 1st Half: 13-19 68.4% 2nd half: 14-22 63.6% Game: 27-41 65.9%

Officials: Rob Toran, Gerald Williams, K.B. Burdett, Jr.
 Technical fouls: Arkansas-Jalen Johnson, Dou Graye, Trajan Wesley, Cedric Prussell, P. J. Hardy, TEAM, Arkansas State-Brevard, Malik, Eggleston, Melo
 Attendance: 1177

| Score by periods | 1st | 2nd | Total |
|------------------|-----|-----|-------|
| Louisiana | 35 | 32 | 67 |
| Arkansas State | 37 | 42 | 79 |

Last FG - LA 2nd 01:55, ASU 2nd 00:54
 Largest lead - LA by 13 1st 09:47, ASU by 12 2nd 00:29
 LA led for 04:14, ASU led for 34:38, Game was tied for 0:08.

Game 12

Arkansas State 62 - 93 (2-0 SBC)

| # | Player | Total | | 3-Pr | | Rebounds | | FT-FTA | | PF | TP | A | TO | Bk | Sl | Min |
|----|-----------------|-------|-------|------|-------|----------|-----|--------|-----|----|----|----|----|----|----|-----|
| | | FG | FGA | FG | FGA | Off | Def | FT | FTA | | | | | | | |
| 03 | Brevard, Malik | 1 | 1-2 | 0-1 | 0-0 | 0 | 1 | 1 | 4 | 2 | 0 | 0 | 0 | 0 | 0 | 11 |
| 04 | Matthews, J.J. | 1 | 3-3 | 0-0 | 3-5 | 2 | 4 | 6 | 2 | 6 | 2 | 2 | 0 | 0 | 0 | 27 |
| 06 | Fields, Caleb | 1 | 0-2 | 0-0 | 0-0 | 0 | 1 | 0 | 0 | 3 | 1 | 0 | 0 | 1 | 0 | 16 |
| 12 | Kus, Canberk | 1 | 5-11 | 2-2 | 9-2 | 2 | 2 | 4 | 2 | 13 | 2 | 0 | 0 | 0 | 0 | 32 |
| 23 | Eston, Marquis | 1 | 2-9 | 0-0 | 0-0 | 0 | 3 | 3 | 4 | 1 | 2 | 0 | 0 | 0 | 0 | 33 |
| 00 | Fields, Caleb | 1 | 2-5 | 0-1 | 3-4 | 0 | 3 | 3 | 2 | 7 | 3 | 2 | 1 | 0 | 0 | 28 |
| 01 | Johnson, Jerry | 1 | 5-11 | 3-6 | 0-0 | 0 | 3 | 3 | 0 | 13 | 0 | 1 | 0 | 0 | 0 | 23 |
| 11 | Eggleston, Melo | 1 | 5-8 | 0-1 | 4-4 | 5 | 3 | 8 | 5 | 14 | 1 | 3 | 0 | 1 | 0 | 19 |
| 32 | Jackson, Antwon | 1 | 0-1 | 0-0 | 0-0 | 0 | 0 | 0 | 0 | 0 | 0 | 0 | 0 | 0 | 0 | 11 |
| | Team | | | | | | | | | | | | | | | |
| | Totals | | 23-52 | 4-13 | 12-15 | 9 | 20 | 29 | 19 | 62 | 10 | 11 | 3 | 6 | 20 | |

FG % 1st Half: 9-23 39.1% 2nd half: 14-29 48.3% Game: 23-52 44.2% Dealt/Rebounds 0
 3FG % 1st Half: 1-5 20.0% 2nd half: 3-8 37.5% Game: 4-13 30.8%
 FT % 1st Half: 4-4 100.0% 2nd half: 8-11 72.7% Game: 12-15 80.0%

La-Morone 59 - 44, (0-2 SBC)

| # | Player | Total | | 3-Pr | | Rebounds | | FT-FTA | | PF | TP | A | TO | Bk | Sl | Min |
|----|-----------------|-------|------|------|-----|----------|-----|--------|-----|----|----|---|----|----|----|-----|
| | | FG | FGA | FG | FGA | Off | Def | FT | FTA | | | | | | | |
| 05 | Tyrese White | 1 | 4-10 | 1-4 | 5-6 | 1 | 2 | 3 | 4 | 14 | 2 | 1 | 2 | 0 | 0 | 33 |
| 22 | D'Andre Bernard | 1 | 1-4 | 0-1 | 1-2 | 1 | 2 | 3 | 0 | 3 | 0 | 2 | 1 | 0 | 0 | 21 |
| 02 | Michael Ertel | 1 | 4-12 | 0-2 | 5-5 | 0 | 5 | 0 | 13 | 3 | 3 | 0 | 0 | 0 | 0 | 37 |
| 03 | JD Williams | 1 | 3-8 | 1-3 | 1-2 | 0 | 4 | 2 | 8 | 4 | 6 | 0 | 4 | 0 | 0 | 37 |
| 13 | Jalen Hodge | 1 | 4-6 | 0-0 | 2-3 | 1 | 5 | 6 | 2 | 10 | 2 | | | | | |

Arkansas State Game Highs



2019-20 Arkansas State Men's Basketball
Arkansas State Team High/Low Analysis (as of Jan 05, 2020)
All games



Arkansas State - TEAM GAME HIGHS

| | | |
|-----------------------|--------------|------------------------------|
| POINTS | 84 | FREED-HARDEMAN (12/28/19) |
| | 82 | IDAHO (11/17/19) |
| | 80 | at Colorado St. (11/20/19) |
| | 80 | UC DAVIS (11/15/19) |
| | 79 | LOUISIANA (12/18/19) |
| FIELD GOALS MADE | 31 | FREED-HARDEMAN (12/28/19) |
| | 31 | IDAHO (11/17/19) |
| FIELD GOAL ATTEMPTS | 66 | FREED-HARDEMAN (12/28/19) |
| | 59 | IDAHO (11/17/19) |
| FIELD GOAL PERCENTAGE | .580 (29-50) | VMI (11/14/19) |
| | .525 (31-59) | IDAHO (11/17/19) |
| 3 PT FIELD GOALS MADE | 13 | at Colorado St. (11/20/19) |
| | 6 | at Tulsa (12/07/19) |
| | 6 | OMAHA (12/03/19) |
| | 6 | UC DAVIS (11/15/19) |
| | 6 | at Ole Miss (11-8-19) |
| 3 PT FG ATTEMPTS | 20 | at Colorado St. (11/20/19) |
| | 19 | at Ole Miss (11-8-19) |
| | 19 | ARK-MONTICELLO (11/06/19) |
| 3 PT FG PERCENTAGE | .650 (13-20) | at Colorado St. (11/20/19) |
| | .429 (6-14) | at Tulsa (12/07/19) |
| FREE THROWS MADE | 30 | TEXAS ST. (01/04/20) |
| | 27 | LOUISIANA (12/18/19) |
| FREE THROW ATTEMPTS | 41 | TEXAS ST. (01/04/20) |
| | 41 | LOUISIANA (12/18/19) |
| FREE THROW PERCENTAGE | .875 (14-16) | at Missouri State (12/11/19) |
| | .846 (22-26) | OMAHA (12/03/19) |
| REBOUNDS | 41 | FREED-HARDEMAN (12/28/19) |
| | 39 | SFA (11/30/19) |
| | 39 | IDAHO (11/17/19) |
| ASSISTS | 22 | IDAHO (11/17/19) |
| | 21 | VMI (11/14/19) |
| STEALS | 12 | UC DAVIS (11/15/19) |
| | 11 | at Ole Miss (11-8-19) |
| BLOCKED SHOTS | 5 | FREED-HARDEMAN (12/28/19) |
| | 5 | LOUISIANA (12/18/19) |
| | 5 | IDAHO (11/17/19) |
| TURNOVERS | 23 | at Ole Miss (11-8-19) |
| | 20 | SFA (11/30/19) |
| FOULS | 28 | TEXAS ST. (01/04/20) |
| | 28 | LOUISIANA (12/18/19) |

Opponent Game Highs



2019-20 Arkansas State Men's Basketball
Arkansas State High/Low Analysis (as of Jan 05, 2020)
All games



Opponent - GAME HIGHS

| | | |
|-----------------------|--------------|------------------------------|
| POINTS | 78 | at Colorado St. (11/20/19) |
| | 76 | SFA (11/30/19) |
| | 75 | at Missouri State (12/11/19) |
| | 73 | UT ARLINGTON (01/02/20) |
| | 73 | FREED-HARDEMAN (12/28/19) |
| | 73 | OMAHA (12/03/19) |
| FIELD GOALS MADE | 31 | UT ARLINGTON (01/02/20) |
| | 29 | SFA (11/30/19) |
| FIELD GOAL ATTEMPTS | 60 | FREED-HARDEMAN (12/28/19) |
| | 59 | UT ARLINGTON (01/02/20) |
| FIELD GOAL PERCENTAGE | .568 (25-44) | at Missouri State (12/11/19) |
| | .525 (31-59) | UT ARLINGTON (01/02/20) |
| 3 PT FIELD GOALS MADE | 12 | FREED-HARDEMAN (12/28/19) |
| | 9 | ARK-MONTICELLO (11/06/19) |
| 3 PT FG ATTEMPTS | 26 | at Ole Miss (11-8-19) |
| | 26 | ARK-MONTICELLO (11/06/19) |
| 3 PT FG PERCENTAGE | .480 (12-25) | FREED-HARDEMAN (12/28/19) |
| | .467 (7-15) | at Tulsa (12/07/19) |
| FREE THROWS MADE | 29 | TEXAS ST. (01/04/20) |
| | 21 | LOUISIANA (12/18/19) |
| FREE THROW ATTEMPTS | 36 | TEXAS ST. (01/04/20) |
| | 30 | LOUISIANA (12/18/19) |
| FREE THROW PERCENTAGE | .826 (19-23) | at Missouri State (12/11/19) |
| | .806 (29-36) | TEXAS ST. (01/04/20) |
| REBOUNDS | 42 | UT ARLINGTON (01/02/20) |
| | 42 | SFA (11/30/19) |
| ASSISTS | 27 | UT ARLINGTON (01/02/20) |
| | 21 | at Colorado St. (11/20/19) |
| | 21 | IDAHO (11/17/19) |
| STEALS | 14 | at Ole Miss (11-8-19) |
| | 11 | SFA (11/30/19) |
| BLOCKED SHOTS | 6 | at Colorado St. (11/20/19) |
| | 4 | at La.-Monroe (12/21/19) |
| | 4 | at Missouri State (12/11/19) |
| TURNOVERS | 23 | UC DAVIS (11/15/19) |
| | 22 | ARK-MONTICELLO (11/06/19) |
| FOULS | 30 | LOUISIANA (12/18/19) |
| | 28 | TEXAS ST. (01/04/20) |

Arkansas State Game Lows



2019-20 Arkansas State Men's Basketball
Arkansas State High/Low Analysis (as of Jan 05, 2020)
All games



Arkansas State - GAME LOWS

| | | |
|-----------------------|--------------|------------------------------|
| POINTS | 43 | at Ole Miss (11-8-19) |
| | 52 | UT ARLINGTON (01/02/20) |
| | 53 | at Missouri State (12/11/19) |
| | 57 | SFA (11/30/19) |
| | 62 | at La.-Monroe (12/21/19) |
| FIELD GOALS MADE | 15 | at Ole Miss (11-8-19) |
| | 15 | SFA (11/30/19) |
| FIELD GOAL ATTEMPTS | 45 | at Tulsa (12/07/19) |
| | 46 | at Ole Miss (11-8-19) |
| FIELD GOAL PERCENTAGE | .283 (15-53) | SFA (11/30/19) |
| | .286 (16-56) | UT ARLINGTON (01/02/20) |
| 3 PT FIELD GOALS MADE | 2 | UT ARLINGTON (01/02/20) |
| | 3 | VMI (11/14/19) |
| | 3 | at Missouri State (12/11/19) |
| | 3 | TEXAS ST. (01/04/20) |
| 3 PT FG ATTEMPTS | 9 | VMI (11/14/19) |
| | 9 | UT ARLINGTON (01/02/20) |
| 3 PT FG PERCENTAGE | .222 (2-9) | UT ARLINGTON (01/02/20) |
| | .235 (4-17) | SFA (11/30/19) |
| FREE THROWS MADE | 6 | ARK-MONTICELLO (11/06/19) |
| | 7 | at Ole Miss (11-8-19) |
| FREE THROW ATTEMPTS | 12 | at Ole Miss (11-8-19) |
| | 14 | VMI (11/14/19) |
| FREE THROW PERCENTAGE | .353 (6-17) | ARK-MONTICELLO (11/06/19) |
| | .583 (7-12) | at Ole Miss (11-8-19) |
| REBOUNDS | 21 | at Missouri State (12/11/19) |
| | 22 | at Tulsa (12/07/19) |
| ASSISTS | 4 | at Missouri State (12/11/19) |
| | 9 | SFA (11/30/19) |
| STEALS | 4 | IDAHO (11/17/19) |
| | 5 | SFA (11/30/19) |
| | 5 | at Tulsa (12/07/19) |
| | 5 | UT ARLINGTON (01/02/20) |
| BLOCKED SHOTS | 1 | at Tulsa (12/07/19) |
| | 1 | at Missouri State (12/11/19) |
| TURNOVERS | 7 | IDAHO (11/17/19) |
| | 7 | UT ARLINGTON (01/02/20) |
| FOULS | 13 | UT ARLINGTON (01/02/20) |
| | 15 | ARK-MONTICELLO (11/06/19) |
| | 15 | VMI (11/14/19) |

Opponent Game Lows



2019-20 Arkansas State Men's Basketball
Arkansas State High/Low Analysis (as of Jan 05, 2020)
All games



Opponent - GAME LOWS

| | | |
|-----------------------|--------------|------------------------------|
| POINTS | 49 | ARK-MONTICELLO (11/06/19) |
| | 56 | VMI (11/14/19) |
| | 59 | at La.-Monroe (12/21/19) |
| | 63 | at Tulsa (12/07/19) |
| | 67 | UC DAVIS (11/15/19) |
| | 67 | LOUISIANA (12/18/19) |
| FIELD GOALS MADE | 17 | ARK-MONTICELLO (11/06/19) |
| | 19 | VMI (11/14/19) |
| | 19 | TEXAS ST. (01/04/20) |
| FIELD GOAL ATTEMPTS | 44 | at Missouri State (12/11/19) |
| | 45 | at La.-Monroe (12/21/19) |
| | 45 | TEXAS ST. (01/04/20) |
| FIELD GOAL PERCENTAGE | .321 (17-53) | ARK-MONTICELLO (11/06/19) |
| | .375 (21-56) | LOUISIANA (12/18/19) |
| 3 PT FIELD GOALS MADE | 2 | at La.-Monroe (12/21/19) |
| | 3 | TEXAS ST. (01/04/20) |
| 3 PT FG ATTEMPTS | 8 | TEXAS ST. (01/04/20) |
| | 10 | at La.-Monroe (12/21/19) |
| 3 PT FG PERCENTAGE | .200 (2-10) | at La.-Monroe (12/21/19) |
| | .250 (4-16) | IDAHO (11/17/19) |
| | .250 (4-16) | LOUISIANA (12/18/19) |
| FREE THROWS MADE | 4 | UT ARLINGTON (01/02/20) |
| | 6 | ARK-MONTICELLO (11/06/19) |
| FREE THROW ATTEMPTS | 7 | UT ARLINGTON (01/02/20) |
| | 8 | ARK-MONTICELLO (11/06/19) |
| FREE THROW PERCENTAGE | .524 (11-21) | VMI (11/14/19) |
| | .571 (4-7) | UT ARLINGTON (01/02/20) |
| REBOUNDS | 24 | UC DAVIS (11/15/19) |
| | 25 | VMI (11/14/19) |
| ASSISTS | 6 | LOUISIANA (12/18/19) |
| | 10 | VMI (11/14/19) |
| STEALS | 3 | ARK-MONTICELLO (11/06/19) |
| | 3 | UT ARLINGTON (01/02/20) |
| BLOCKED SHOTS | 0 | VMI (11/14/19) |
| | 0 | UC DAVIS (11/15/19) |
| | 0 | OMAHA (12/03/19) |
| TURNOVERS | 8 | IDAHO (11/17/19) |
| | 10 | at Colorado St. (11/20/19) |
| FOULS | 14 | at Tulsa (12/07/19) |
| | 14 | at La.-Monroe (12/21/19) |



2019-20 Arkansas State Men's Basketball
Arkansas State Combined Team Statistics (as of Jan 04, 2020)
All games



| RECORD: | OVERALL | HOME | AWAY | NEUTRAL |
|----------------|----------------|-------------|-------------|----------------|
| ALL GAMES | 10-5 | 7-3 | 3-2 | 0-0 |
| CONFERENCE | 2-2 | 1-2 | 1-0 | 0-0 |
| NON-CONFERENCE | 8-3 | 6-1 | 2-2 | 0-0 |

| # | Player | gp-gs | min | avg | Total | | 3-Point | | F-Throw | | Rebounds | | | | pf | dq | a | to | blk | stl | pts | avg |
|----------------|---------------------|-------|------|------|---------|------|---------|------|---------|-------|----------|-----|-----|------|-----|----|-----|-----|-----|-----|------|------|
| | | | | | fg-fga | fg% | 3fg-fga | 3fg% | ft-fa | ft% | off | def | tot | avg | | | | | | | | |
| 00 | Fields, Caleb | 14-5 | 427 | 30.5 | 44-103 | .427 | 12-31 | .387 | 67-97 | .691 | 5 | 41 | 46 | 3.3 | 16 | 0 | 45 | 26 | 1 | 12 | 167 | 11.9 |
| 12 | Kus, Canberk | 15-14 | 406 | 27.1 | 67-145 | .462 | 16-44 | .364 | 28-39 | .718 | 19 | 58 | 77 | 5.1 | 44 | 1 | 30 | 25 | 16 | 22 | 178 | 11.9 |
| 11 | Eggleston, Melo | 5-0 | 93 | 18.6 | 17-39 | .436 | 0-3 | .000 | 17-23 | .739 | 7 | 16 | 23 | 4.6 | 15 | 3 | 6 | 4 | 3 | 3 | 51 | 10.2 |
| 23 | Eaton, Marquis | 15-13 | 456 | 30.4 | 45-142 | .317 | 14-47 | .298 | 41-54 | .759 | 9 | 48 | 57 | 3.8 | 34 | 0 | 39 | 26 | 1 | 20 | 145 | 9.7 |
| 04 | Matthews, J.J. | 15-15 | 320 | 21.3 | 53-94 | .564 | 0-0 | .000 | 29-44 | .659 | 21 | 42 | 63 | 4.2 | 51 | 5 | 24 | 21 | 10 | 8 | 135 | 9.0 |
| 01 | Johnson, Jerry | 14-1 | 299 | 21.4 | 35-89 | .393 | 20-52 | .385 | 30-34 | .882 | 3 | 22 | 25 | 1.8 | 18 | 0 | 20 | 21 | 0 | 6 | 120 | 8.6 |
| 03 | Brevard, Malik | 15-13 | 319 | 21.3 | 39-60 | .650 | 0-2 | .000 | 6-14 | .429 | 35 | 61 | 96 | 6.4 | 53 | 5 | 10 | 30 | 6 | 11 | 84 | 5.6 |
| 05 | Willis, Christian | 15-14 | 336 | 22.4 | 26-57 | .456 | 8-21 | .381 | 14-24 | .583 | 7 | 17 | 24 | 1.6 | 29 | 0 | 29 | 19 | 2 | 12 | 74 | 4.9 |
| 32 | Jackson, Antwon | 15-0 | 237 | 15.8 | 16-33 | .485 | 0-0 | .000 | 12-22 | .545 | 19 | 26 | 45 | 3.0 | 22 | 0 | 8 | 15 | 7 | 12 | 44 | 2.9 |
| 02 | Wilson, Kobe | 11-0 | 89 | 8.1 | 6-27 | .222 | 3-14 | .214 | 4-4 | 1.000 | 0 | 6 | 6 | 0.5 | 1 | 0 | 4 | 6 | 0 | 2 | 19 | 1.7 |
| 15 | Scoggins, Jake | 3-0 | 15 | 5.0 | 1-6 | .167 | 0-0 | .000 | 0-1 | .000 | 1 | 0 | 1 | 0.3 | 3 | 0 | 0 | 1 | 0 | 1 | 2 | 0.7 |
| 10 | Farrington, Malcolm | 1-0 | 3 | 3.0 | 0-1 | .000 | 0-1 | .000 | 0-0 | .000 | 0 | 0 | 0 | 0.0 | 1 | 0 | 0 | 0 | 0 | 0 | 0 | 0.0 |
| Team | | | | | | | | | | | 10 | 8 | 18 | | | | 1 | | | | | |
| Total..... | | 15 | 3000 | | 349-796 | .438 | 73-215 | .340 | 248-356 | .697 | 136 | 345 | 481 | 32.1 | 287 | 14 | 215 | 195 | 46 | 109 | 1019 | 67.9 |
| Opponents..... | | 15 | 3000 | | 363-786 | .462 | 90-262 | .344 | 202-289 | .699 | 123 | 374 | 497 | 33.1 | 310 | - | 218 | 226 | 29 | 93 | 1018 | 67.9 |

| TEAM STATISTICS | ASU | OPP | Date | Opponent | Score | Att. |
|------------------------|------------|------------|--|-------------------|--------------|-------------|
| SCORING | 1019 | 1018 | 11/06/19 | ARK.-MONTICELLO | w 65-49 | 1397 |
| Points per game | 67.9 | 67.9 | 11-8-19 | at Ole Miss | L 43-71 | 8009 |
| Scoring margin | +0.1 | - | % 11/14/19 | VMI | w 71-56 | 1104 |
| FIELD GOALS-ATT | 349-796 | 363-786 | % 11/15/19 | UC DAVIS | w 80-67 | 1176 |
| Field goal pct | .438 | .462 | % 11/17/19 | IDAHO | w 82-68 | 987 |
| 3 POINT FG-ATT | 73-215 | 90-262 | 11/20/19 | at Colorado St. | w 80-78 | 2306 |
| 3-point FG pct | .340 | .344 | 11/30/19 | SFA | L 57-76 | 1606 |
| 3-pt FG made per game | 4.9 | 6.0 | 12/03/19 | OMAHA | w 78-73 | 1126 |
| FREE THROWS-ATT | 248-356 | 202-289 | 12/07/19 | at Tulsa | w 66-63 | 3074 |
| Free throw pct | .697 | .699 | 12/11/19 | at Missouri State | L 53-75 | 3891 |
| F-Throws made per game | 16.5 | 13.5 | * 12/18/19 | LOUISIANA | w 79-67 | 1177 |
| REBOUNDS | 481 | 497 | * 12/21/19 | at La.-Monroe | w 62-59 | 2021 |
| Rebounds per game | 32.1 | 33.1 | 12/28/19 | FREED-HARDEMAN | w 84-73 | 1173 |
| Rebounding margin | -1.1 | - | * 01/02/20 | UT ARLINGTON | L 52-73 | 1276 |
| ASSISTS | 215 | 218 | * 01/04/20 | TEXAS ST. | L 67-70 | 1275 |
| Assists per game | 14.3 | 14.5 | | | | |
| TURNOVERS | 195 | 226 | | | | |
| Turnovers per game | 13.0 | 15.1 | * = Conference game | | | |
| Turnover margin | +2.1 | - | % = Red Wolves Classic (Jonesboro, Ark.) | | | |
| Assist/turnover ratio | 1.1 | 1.0 | | | | |
| STEALS | 109 | 93 | | | | |
| Steals per game | 7.3 | 6.2 | | | | |
| BLOCKS | 46 | 29 | | | | |
| Blocks per game | 3.1 | 1.9 | | | | |
| ATTENDANCE | 12297 | 19301 | | | | |
| Home games-Avg/Game | 10-1230 | 5-3860 | | | | |
| Neutral site-Avg/Game | - | 0-0 | | | | |

| Score by Periods | 1st | 2nd | Totals |
|-------------------------|------------|------------|---------------|
| Arkansas State | 459 | 560 | 1019 |
| Opponents | 503 | 515 | 1018 |



2019-20 Arkansas State Men's Basketball
Arkansas State Combined Team Statistics (as of Jan 04, 2020)
Sun Belt games only



| RECORD: | OVERALL | HOME | AWAY | NEUTRAL |
|----------------|----------------|-------------|-------------|----------------|
| ALL GAMES | 2-2 | 1-2 | 1-0 | 0-0 |
| CONFERENCE | 2-2 | 1-2 | 1-0 | 0-0 |
| NON-CONFERENCE | 0-0 | 0-0 | 0-0 | 0-0 |

| # | Player | gp-gs | min | avg | Total | | 3-Point | | F-Throw | | Rebounds | | | | pf | dq | a | to | blk | stl | pts | avg | | |
|----------------|-------------------|-------|-----|------|--------|------|---------|------|---------|-------|----------|-----|-----|------|----|----|----|----|-----|-----|-----|------|--|--|
| | | | | | fg-fga | fg% | 3fg-fga | 3fg% | ft-fa | ft% | off | def | tot | avg | | | | | | | | | | |
| 23 | Eaton, Marquis | 4-4 | 135 | 33.8 | 15-44 | .341 | 2-11 | .182 | 14-21 | .667 | 4 | 14 | 18 | 4.5 | 9 | 0 | 9 | 4 | 0 | 5 | 46 | 11.5 | | |
| 00 | Fields, Caleb | 4-1 | 125 | 31.3 | 9-24 | .375 | 4-7 | .571 | 23-36 | .639 | 2 | 12 | 14 | 3.5 | 10 | 0 | 12 | 9 | 1 | 4 | 45 | 11.3 | | |
| 11 | Eggleston, Melo | 4-0 | 74 | 18.5 | 14-31 | .452 | 0-1 | .000 | 11-14 | .786 | 6 | 13 | 19 | 4.8 | 13 | 3 | 3 | 4 | 1 | 3 | 39 | 9.8 | | |
| 12 | Kus, Canberk | 4-3 | 94 | 23.5 | 11-32 | .344 | 3-9 | .333 | 12-14 | .857 | 7 | 11 | 18 | 4.5 | 12 | 0 | 8 | 4 | 7 | 3 | 37 | 9.3 | | |
| 01 | Johnson, Jerry | 4-1 | 88 | 22.0 | 8-28 | .286 | 4-17 | .235 | 12-14 | .857 | 1 | 7 | 8 | 2.0 | 5 | 0 | 5 | 4 | 0 | 0 | 32 | 8.0 | | |
| 04 | Matthews, J.J. | 4-4 | 79 | 19.8 | 9-14 | .643 | 0-0 | .000 | 5-9 | .556 | 4 | 13 | 17 | 4.3 | 15 | 2 | 3 | 7 | 3 | 2 | 23 | 5.8 | | |
| 03 | Brevard, Malik | 4-3 | 67 | 16.8 | 7-9 | .778 | 0-1 | .000 | 1-4 | .250 | 8 | 11 | 19 | 4.8 | 13 | 0 | 2 | 5 | 1 | 3 | 15 | 3.8 | | |
| 32 | Jackson, Antwon | 4-0 | 63 | 15.8 | 4-9 | .444 | 0-0 | .000 | 6-6 | 1.000 | 6 | 9 | 15 | 3.8 | 8 | 0 | 2 | 4 | 3 | 2 | 14 | 3.5 | | |
| 05 | Willis, Christian | 4-4 | 70 | 17.5 | 3-10 | .300 | 0-1 | .000 | 3-7 | .429 | 0 | 4 | 4 | 1.0 | 3 | 0 | 7 | 5 | 0 | 4 | 9 | 2.3 | | |
| 02 | Wilson, Kobe | 2-0 | 5 | 2.5 | 0-3 | .000 | 0-1 | .000 | 0-0 | .000 | 0 | 1 | 1 | 0.5 | 0 | 0 | 0 | 0 | 0 | 0 | 0 | 0.0 | | |
| Team | | | | | | | | | | | 0 | 0 | 0 | | | | | | | | | | | |
| Total..... | | 4 | 800 | | 80-204 | .392 | 13-48 | .271 | 87-125 | .696 | 38 | 95 | 133 | 33.2 | 88 | 5 | 51 | 46 | 16 | 26 | 260 | 65.0 | | |
| Opponents..... | | 4 | 800 | | 92-205 | .449 | 16-53 | .302 | 69-94 | .734 | 33 | 107 | 140 | 35.0 | 93 | - | 57 | 58 | 8 | 20 | 269 | 67.2 | | |

| TEAM STATISTICS | ASU | OPP | Date | Opponent | Score | Att. |
|------------------------|------------|------------|--|-----------------|--------------|-------------|
| SCORING | 260 | 269 | * 12/18/19 | LOUISIANA | w 79-67 | 1177 |
| Points per game | 65.0 | 67.2 | * 12/21/19 | at La.-Monroe | w 62-59 | 2021 |
| Scoring margin | -2.2 | - | * 01/02/20 | UT ARLINGTON | L 52-73 | 1276 |
| FIELD GOALS-ATT | 80-204 | 92-205 | * 01/04/20 | TEXAS ST. | L 67-70 | 1275 |
| Field goal pct | .392 | .449 | * = Conference game | | | |
| 3 POINT FG-ATT | 13-48 | 16-53 | % = Red Wolves Classic (Jonesboro, Ark.) | | | |
| 3-point FG pct | .271 | .302 | | | | |
| 3-pt FG made per game | 3.3 | 4.0 | | | | |
| FREE THROWS-ATT | 87-125 | 69-94 | | | | |
| Free throw pct | .696 | .734 | | | | |
| F-Throws made per game | 21.8 | 17.3 | | | | |
| REBOUNDS | 133 | 140 | | | | |
| Rebounds per game | 33.2 | 35.0 | | | | |
| Rebounding margin | -1.7 | - | | | | |
| ASSISTS | 51 | 57 | | | | |
| Assists per game | 12.8 | 14.3 | | | | |
| TURNOVERS | 46 | 58 | | | | |
| Turnovers per game | 11.5 | 14.5 | | | | |
| Turnover margin | +3.0 | - | | | | |
| Assist/turnover ratio | 1.1 | 1.0 | | | | |
| STEALS | 26 | 20 | | | | |
| Steals per game | 6.5 | 5.0 | | | | |
| BLOCKS | 16 | 8 | | | | |
| Blocks per game | 4.0 | 2.0 | | | | |
| ATTENDANCE | 3728 | 2021 | | | | |
| Home games-Avg/Game | 3-1243 | 1-2021 | | | | |
| Neutral site-Avg/Game | - | 0-0 | | | | |

| Score by Periods | 1st | 2nd | Totals |
|-------------------------|------------|------------|---------------|
| Arkansas State | 118 | 142 | 260 |
| Opponents | 142 | 127 | 269 |



2019-20 Arkansas State Men's Basketball
Arkansas State Season/Career Statistics (as of Jan 05, 2020)
All games



SEASON STATISTICS

CAREER STATISTICS

| SUMMARY | gp-gs | min/g | fg% | 3fg% | ft% | r/g | a/g | stl | blk | pts/g | gp-gs | min/g | fg% | 3fg% | ft% | r/g | a/g | stl | blk | pts/g |
|---------------------|--------------|--------------|------------|-------------|------------|------------|------------|------------|------------|--------------|--------------|--------------|------------|-------------|------------|------------|------------|------------|------------|--------------|
| Fields, Caleb | 14-5 | 30.5 | .427 | .387 | .691 | 3.3 | 3.2 | 12 | 1 | 11.9 | 14-5 | 30.5 | .427 | .387 | .691 | 3.3 | 3.2 | 12 | 1 | 11.9 |
| Kus, Canberk | 15-14 | 27.1 | .462 | .364 | .718 | 5.1 | 2.0 | 22 | 16 | 11.9 | 39-14 | 20.5 | .422 | .316 | .771 | 3.5 | 1.4 | 40 | 32 | 8.0 |
| Eggleston, Melo | 5-0 | 18.6 | .436 | .000 | .739 | 4.6 | 1.2 | 3 | 3 | 10.2 | 5-0 | 18.6 | .436 | .000 | .739 | 4.6 | 1.2 | 3 | 3 | 10.2 |
| Eaton, Marquis | 15-13 | 30.4 | .317 | .298 | .759 | 3.8 | 2.6 | 20 | 1 | 9.7 | 79-51 | 26.8 | .365 | .305 | .779 | 2.7 | 2.5 | 74 | 18 | 8.9 |
| Matthews, J.J. | 15-15 | 21.3 | .564 | .000 | .659 | 4.2 | 1.6 | 8 | 10 | 9.0 | 42-22 | 16.6 | .536 | .000 | .657 | 3.5 | 0.8 | 16 | 25 | 7.0 |
| Johnson, Jerry | 14-1 | 21.4 | .393 | .385 | .882 | 1.8 | 1.4 | 6 | 0 | 8.6 | 14-1 | 21.4 | .393 | .385 | .882 | 1.8 | 1.4 | 6 | 0 | 8.6 |
| Brevard, Malik | 15-13 | 21.3 | .650 | .000 | .429 | 6.4 | 0.7 | 11 | 6 | 5.6 | 45-24 | 18.2 | .574 | .111 | .476 | 5.0 | 0.6 | 30 | 25 | 4.1 |
| Willis, Christian | 15-14 | 22.4 | .456 | .381 | .583 | 1.6 | 1.9 | 12 | 2 | 4.9 | 51-20 | 13.8 | .420 | .305 | .667 | 1.1 | 0.9 | 16 | 3 | 3.5 |
| Jackson, Antwon | 15-0 | 15.8 | .485 | .000 | .545 | 3.0 | 0.5 | 12 | 7 | 2.9 | 15-0 | 15.8 | .485 | .000 | .545 | 3.0 | 0.5 | 12 | 7 | 2.9 |
| Wilson, Kobe | 11-0 | 8.1 | .222 | .214 | 1.000 | 0.5 | 0.4 | 2 | 0 | 1.7 | 36-0 | 9.3 | .275 | .291 | .667 | 0.6 | 0.4 | 6 | 1 | 2.2 |
| Scoggins, Jake | 3-0 | 5.0 | .167 | .000 | .000 | 0.3 | 0.0 | 1 | 0 | 0.7 | 35-3 | 6.7 | .432 | .000 | .231 | 0.9 | 0.2 | 7 | 1 | 1.0 |
| Farrington, Malcolm | 1-0 | 3.0 | .000 | .000 | .000 | 0.0 | 0.0 | 0 | 0 | 0.0 | 1-0 | 3.0 | .000 | .000 | .000 | 0.0 | 0.0 | 0 | 0 | 0.0 |

| SCORING | fg-fga | fg% | 3fg-fga | 3fg% | ft-fta | ft% | pts | pts/g | fg-fga | fg% | 3fg-fga | 3fg% | ft-fta | ft% | pts | pts/g |
|---------------------|---------------|------------|----------------|-------------|---------------|------------|------------|--------------|---------------|------------|----------------|-------------|---------------|------------|------------|--------------|
| Fields, Caleb | 44-103 | .427 | 12-31 | .387 | 67-97 | .691 | 167 | 11.9 | 44-103 | .427 | 12-31 | .387 | 67-97 | .691 | 167 | 11.9 |
| Kus, Canberk | 67-145 | .462 | 16-44 | .364 | 28-39 | .718 | 178 | 11.9 | 114-270 | .422 | 31-98 | .316 | 54-70 | .771 | 313 | 8.0 |
| Eggleston, Melo | 17-39 | .436 | 0-3 | .000 | 17-23 | .739 | 51 | 10.2 | 17-39 | .436 | 0-3 | .000 | 17-23 | .739 | 51 | 10.2 |
| Eaton, Marquis | 45-142 | .317 | 14-47 | .298 | 41-54 | .759 | 145 | 9.7 | 237-649 | .365 | 67-220 | .305 | 159-204 | .779 | 700 | 8.9 |
| Matthews, J.J. | 53-94 | .564 | 0-0 | .000 | 29-44 | .659 | 135 | 9.0 | 113-211 | .536 | 0-0 | .000 | 69-105 | .657 | 295 | 7.0 |
| Johnson, Jerry | 35-89 | .393 | 20-52 | .385 | 30-34 | .882 | 120 | 8.6 | 35-89 | .393 | 20-52 | .385 | 30-34 | .882 | 120 | 8.6 |
| Brevard, Malik | 39-60 | .650 | 0-2 | .000 | 6-14 | .429 | 84 | 5.6 | 81-141 | .574 | 1-9 | .111 | 20-42 | .476 | 183 | 4.1 |
| Willis, Christian | 26-57 | .456 | 8-21 | .381 | 14-24 | .583 | 74 | 4.9 | 63-150 | .420 | 18-59 | .305 | 36-54 | .667 | 180 | 3.5 |
| Jackson, Antwon | 16-33 | .485 | 0-0 | .000 | 12-22 | .545 | 44 | 2.9 | 16-33 | .485 | 0-0 | .000 | 12-22 | .545 | 44 | 2.9 |
| Wilson, Kobe | 6-27 | .222 | 3-14 | .214 | 4-4 | 1.000 | 19 | 1.7 | 25-91 | .275 | 16-55 | .291 | 12-18 | .667 | 78 | 2.2 |
| Scoggins, Jake | 1-6 | .167 | 0-0 | .000 | 0-1 | .000 | 2 | 0.7 | 16-37 | .432 | 0-0 | .000 | 3-13 | .231 | 35 | 1.0 |
| Farrington, Malcolm | 0-1 | .000 | 0-1 | .000 | 0-0 | .000 | 0 | 0.0 | 0-1 | .000 | 0-1 | .000 | 0-0 | .000 | 0 | 0.0 |

| TOTALS | o-reb | d-reb | t-reb | pf | fo | ast | to | a/to | o-reb | d-reb | t-reb | pf | fo | ast | to | a/to |
|---------------------|--------------|--------------|--------------|-----------|-----------|------------|-----------|-------------|--------------|--------------|--------------|-----------|-----------|------------|-----------|-------------|
| Fields, Caleb | 5 | 41 | 46 | 16 | 0 | 45 | 26 | 1.7 | 5 | 41 | 46 | 16 | 0 | 45 | 26 | 1.7 |
| Kus, Canberk | 19 | 58 | 77 | 44 | 1 | 30 | 25 | 1.2 | 33 | 104 | 137 | 94 | 3 | 55 | 58 | 0.9 |
| Eggleston, Melo | 7 | 16 | 23 | 15 | 3 | 6 | 4 | 1.5 | 7 | 16 | 23 | 15 | 3 | 6 | 4 | 1.5 |
| Eaton, Marquis | 9 | 48 | 57 | 34 | 0 | 39 | 26 | 1.5 | 45 | 167 | 212 | 164 | 1 | 199 | 159 | 1.3 |
| Matthews, J.J. | 21 | 42 | 63 | 51 | 5 | 24 | 21 | 1.1 | 61 | 88 | 149 | 120 | 7 | 34 | 60 | 0.6 |
| Johnson, Jerry | 3 | 22 | 25 | 18 | 0 | 20 | 21 | 1.0 | 3 | 22 | 25 | 18 | 0 | 20 | 21 | 1.0 |
| Brevard, Malik | 35 | 61 | 96 | 53 | 5 | 10 | 30 | 0.3 | 84 | 143 | 227 | 123 | 8 | 27 | 62 | 0.4 |
| Willis, Christian | 7 | 17 | 24 | 29 | 0 | 29 | 19 | 1.5 | 22 | 35 | 57 | 76 | 1 | 46 | 42 | 1.1 |
| Jackson, Antwon | 19 | 26 | 45 | 22 | 0 | 8 | 15 | 0.5 | 19 | 26 | 45 | 22 | 0 | 8 | 15 | 0.5 |
| Wilson, Kobe | 0 | 6 | 6 | 1 | 0 | 4 | 6 | 0.7 | 2 | 18 | 20 | 27 | 1 | 13 | 19 | 0.7 |
| Scoggins, Jake | 1 | 0 | 1 | 3 | 0 | 0 | 1 | 0.0 | 10 | 23 | 33 | 47 | 0 | 7 | 12 | 0.6 |
| Farrington, Malcolm | 0 | 0 | 0 | 1 | 0 | 0 | 0 | 0.0 | 0 | 0 | 0 | 1 | 0 | 0 | 0 | 0.0 |