



# ARKANSAS STATE BASKETBALL

Basketball Contact: Mark Taylor [martaylor@astate.edu] | W: 870-972-3547 | C: 870-219-5705 | @AStateMB | #WolvesUp

## SCHEDULE/RESULTS

SBC: 7-5 | Non-Conference: 8-3  
Home: 10-4 | Away: 5-4 | Neutral: 0-0

### OCTOBER

Wed. 30 Harding (Exh.) 80-54, W

### NOVEMBER

Wed. 6 Arkansas-Monticello 65-49, W  
Fri. 8 at Ole Miss 43-71, L

#### Red Wolves Classic (Jonesboro, Ark.)

Thu. 14 VMI E+ 71-56, W  
Fri. 15 UC Davis 80-67, W  
Sun. 17 Idaho E+ 82-68, W

Wed. 20 at Colorado State 80-78, W  
Sat. 30 Stephen F. Austin 57-76, L

### DECEMBER

Tue. 3 Omaha E+ 78-73, W  
Sat. 7 at Tulsa 66-63, W  
Wed. 11 at Missouri State E+ 53-75, L  
Wed. 18 Louisiana\* E+ 79-67, W  
Sat. 21 at ULM\* E+ 62-59, W  
Sat. 28 Freed-Hardeman 84-73, W

### JANUARY

Thu. 2 UT Arlington\* E+ 52-73, L  
Sat. 4 Texas State\* E+ 67-70, L  
Mon. 6 Georgia State\* E+ 90-87, W  
Thu. 9 at South Alabama\* E+ 59-75, L  
Sat. 11 Troy\* E+ 76-68<sup>OT</sup>, W  
Thu. 16 at Appalachian State\* E+ 80-83<sup>OT</sup>, L  
Sat. 18 at Coastal Carolina\* E+ 80-75, W  
Thu. 23 South Alabama\* E+ 75-71, W  
Sat. 25 at Troy\* E+ 78-62, W  
Thu. 30 Appalachian State\* E+ 64-71, L

### FEBRUARY

Sat. 1 Coastal Carolina\* E+ 4:00 PM  
Sat. 8 at Little Rock\* E+ 2:00 PM  
Thu. 13 at UT Arlington\* E+ 7:00 PM  
Sat. 15 at Texas State\* E+ 2:00 PM  
Wed. 19 ULM\* E+ 7:00 PM  
Sat. 22 Little Rock\* E+ 4:00 PM  
Wed. 26 at Louisiana\* E+ 7:00 PM

### MARCH

Tue. 3 at Georgia Southern\* E+ 6:00 PM

\* - Sun Belt Conference Game

All game times listed in Central Standard Time (CST)

## IN THESE NOTES

Radio/TV Roster.....	2
Roster & Quick Facts.....	3
Series History.....	4
Current Notes.....	4-5
Sun Belt Update.....	6
Statistical Trends.....	7
The Last Time.....	8-9
Game-By-Game Stats.....	10
Miscellaneous Stats.....	11
Player Pages.....	12-17
Box Scores.....	18-19
Game Highs/Lows.....	20
Career Stats vs Opponent.....	21-22
Season Stats.....	23
Conference Only Stats.....	24
Season/Career Stats.....	25

**ARKANSAS STATE vs COASTAL CAROLINA**  
Jonesboro, Ark. • First National Bank Arena  
Saturday, February 1 • 4:00 PM

GAME

24

ESPN+

107.9 KFIN

AStateStats.com

### RED WOLVES

15-8  
OVERALL

7-5  
SUN BELT

Head Coach..... Mike Balado  
Career Record/Yrs ..... 39-48/3  
A-State Record/Yrs ..... Same  
vs. Coastal Carolina..... 1-3



-VS-



### CHANTICLEERS

11-11  
OVERALL

4-7  
SUN BELT

Head Coach.....Cliff Ellis  
Career Record/Yrs ... 853-524/45  
CCU Record/Yrs ..... 241-175/13  
vs. A-State.....4-2

Category	Overall	SBC	NCAA
Scoring Off.	70.5	71.8	206
Scoring Def.	70.0	71.8	201
FG%	.442	.430	152
FG% Def.	.456	.446	300
3-PT %	.357	.355	68
3-PT % Def.	.340	.327	234
FT %	.703	.708	180
Reb./Game	32.8	33.8	312
Reb. Margin	-0.5	-0.2	218
TO Margin	+1.4	+1.1	97
Asts/Game	14.5	14.2	83
TO/Game	12.9	12.3	129
Stls/Game	7.0	6.4	123
Blks/Game	3.0	3.3	191

NCAA Rank as of Jan. 31

### THE SERIES

Coastal Carolina leads 4-3

In Jonesboro ..... 1-2  
In Conway ..... 1-2  
Neutral Sites ..... 0-0  
Trend ..... A-State, W1  
Last Game..... January 18, 2020  
..... A-State 80, at Coastal Carolina 75  
*More series information on page 4*

### FOLLOW THE RED WOLVES

Online..... AStateRedWolves.com  
Twitter..... @AStateMB  
Facebook..... /AStateMB  
Instagram..... @AStateMB

Category	Overall	SBC	NCAA
Scoring Off.	78.0	71.7	35
Scoring Def.	74.7	75.6	297
FG%	.444	.405	135
FG% Def.	.414	.414	123
3-PT %	.346	.277	113
3-PT % Def.	.350	.348	278
FT %	.693	.665	211
Reb./Game	41.2	42.8	9
Reb. Margin	+5.7	+6.2	41
TO Margin	-0.9	-2.6	254
Asts/Game	13.3	12.4	178
TO/Game	15.9	17.5	324
Stls/Game	8.3	8.1	37
Blks/Game	3.3	2.6	157

NCAA Rank as of Jan. 31

## STORYLINES

The 2019-20 campaign marks the program's 92nd season with the Red Wolves amassing a 1,222-1,175 all-time record (.510) dating back to the inaugural 1926-27 season ... A-State is 11-1 this season and is 33-5 under head coach Mike Balado, when scoring 65 points before its opponent ... A-State is 15-3 when shooting 40 percent or better and 14-2 when scoring 65 or more points this season ... The Red Wolves have 14 games with 14 or more assists this season after posting a combined 13 the last two seasons ... A-State has five comebacks despite trailing by 10 or more points in the second half ... The Red Wolves own 10 or more home wins for the 19th time in 33 seasons at First National Bank Arena ... A-State has surpassed its win total from a year ago (13-19) and matched the win total in league play (7-11) ... The Red Wolves have 28 double-figure scoring games from players off the bench this season, tied with Winthrop for the most in Division I ... Jerry Johnson Jr. has 12 double-figure scoring games off the bench this season, fifth-most in Division I this year ... A-State leads the nation in free throws made (415) and free throws attempted (590), but ranks 323rd in fouls per game (20.3).

## ARKANSAS STATE PROJECTED LINEUP



### 0 CALEB FIELDS

FR | G | 6-0 | 185 | Lewisburg, Tenn.

PPG	RPG	APG	MPG
10.8	2.9	3.5	31.0

> Ranks top-60 nationally in free throws made (51st | 92) and free throw attempts (23rd | 134)  
> Ranks fifth in Sun Belt (all games) with 78 assists  
> Double figures in 12 of 22 games (missed one game - injury)

LAST GAME: 14 PTS, 2 REB, 7 AST, 3-8 FG, 3-6 3FG, 5-6 FT



### 4 J.J. MATTHEWS

rJR | F | 6-9 | 235 | Richmond, Va.

PPG	RPG	APG	MPG
8.4	4.1	1.5	21.8

> 18 points vs Georgia State were his most in an SBC outing  
> Dished out career best seven assists against Idaho  
> Second on team with 15 blocks, 8 of which have come in SBC play  
> Only player to start every game

LAST GAME: 6 PTS, 4 REB, 1 AST, 2 STL, 1-6 FG, 4-4 FT



### 11 MELO EGGLESTON

rSO | G | 6-8 | 200 | Suitland, Md.

PPG	RPG	APG	MPG
10.6	6.1	1.3	23.1

> Double figures in 10 of 13 games  
> Leading rebounder for team in five games  
> Has two double-doubles on season (vs Georgia State / vs Troy)  
> Became eligible on Dec. 18 against Louisiana due to NCAA transfer rules.

LAST GAME: 7 PTS, 1 REB, 1 AST, 3-9 FG, 0-2 3FG, 1-1 FT



### 12 CANBERK KUS

SR | G | 6-6 | 205 | Istanbul, Turkey

PPG	RPG	APG	MPG
10.3	5.2	1.6	25.3

> Posted 1st career double-double with 13 pts and 12 rebs vs Idaho  
> Career high 18 pts against VMI  
> Reached double figures in 12 of 23 games

LAST GAME: 9 PTS, 4 REB, 0 AST, 3-5 FG, 0-1 3FG, 3-3 FT



### 23 MARQUIS EATON

JR | G | 6-2 | 195 | Helena, Ark.

PPG	RPG	APG	MPG
11.3	3.4	2.7	31.0

> Season high 24 points in win over Louisiana  
> 19-plus points in four of last seven games  
> Tied career high with 9 rebounds against Louisiana  
> Career-high five steals vs Troy (Jan. 11)

LAST GAME: 4 PTS, 1 REB, 2 AST, 2 STL, 1-4 FG, 1-3 3FG, 1-2 FT

Lineup based on last game



## RED WOLVES AT A GLANCE

RECORD  
15-8

SUN BELT RECORD  
7-5

LAST GAME  
**64-71, L**  
vs Appalachian State

Head Coach



Mike Balado

Assistant Coach



Rick Cabrera

Assistant Coach



Casey Stanley

Assistant Coach



Mike Scutero

## BY THE NUMBERS

PPG	70.5
Scoring Margin	+0.5
FG%	.442
3-PT FG%	.357
FT%	.703
APG	14.5
A/TO	1.1
Reb. Margin	-0.5
TO Margin	+1.4
SPG	7.0
BPG	3.0

## SBC STAT RANKS

Scoring Off	8 / 5
Scoring Def	7 / 10
FG%	6 / 5
FG% Def	12 / 12
3-PT %	2 / 2
3-PT % Def	8 / 4
FT%	6 / 8
Rebs/Game	10 / 9
Reb. Margin	6 / 7
TO Margin	5 / 5
Asts/Game	3 / 4

All Games / SBC Only

0



## CALEB FIELDS

PPG	RPG	APG	FG%	MPG
10.8	2.9	3.5	.397	31.5
9.6	2.7	3.8	.351	32.6

G | Fr. | 6-0 | 190 | Lewsiburg, Tenn. | Aspire Academy

Points:	22 at Colorado State   11-20-19	Blocks:	1 at ULM   12-21-19
Rebounds:	7 vs SFA   11-30-19	Steals:	2, 8x, vs Appalachian State   1-30-20
Assists:	8 vs Georgia State   1-6-20	Minutes:	40 at Appalachian State   1-16-20
Career vs CCU: 1 GP, 3 PTS, 0-4 FG, 0-1 3FG, 3-4 FT, 1 REB, 1 AST, 3 TO, 0 BLK, 0 STL			

1



## JERRY JOHNSON JR.

PPG	RPG	APG	FG%	MPG
9.1	1.9	1.6	.383	21.7
9.4	2.0	1.8	.341	22.3

G | Sr. | 6-2 | 225 | Memphis, Tenn. | Chattanooga

Points:	22 vs Omaha   12-3-19	Blocks:	
Rebounds:	4, 5x, vs Appalachian State   1-30-20	Steals:	2, 2x, at Missouri State   12-11-19
Assists:	5 vs South Alabama   1-23-20	Minutes:	30 at Tulsa   12-7-19
Career vs CCU: 1 GP, 17 PTS, 5-7 FG, 3-5 3FG, 4-4 FT, 4 REB, 0 AST, 0 TO, 0 BLK, 0 STL			

2



## KOBE WILSON

PPG	RPG	APG	FG%	MPG
1.8	0.5	0.3	.214	7.6
0.7	0.3	0.0	.000	2.3

G | So. | 6-2 | 180 | Palestine, Texas | Atascocita HS

Points:	10 vs Harding   12-29-18	Blocks:	1 vs Harding   12-29-18
Rebounds:	3 vs Evansville   12-4-18	Steals:	4 vs Harding   12-29-18
Assists:	3 vs Missouri State   12-18-18	Minutes:	26 vs Evansville   12-4-18
Career vs CCU: 1 GP, 0 PTS, 0-1 FG, 0-0 3FG, 0-0 FT, 0 REB, 0 AST, 1 TO, 0 BLK, 0 STL			

3



## MALIK BREVARD

PPG	RPG	APG	FG%	MPG
5.7	6.3	0.6	.659	20.7
5.2	5.8	0.5	.706	18.7

F | Sr. | 6-8 | 215 | Charlotte, N.C. | Palm Beach State College

Points:	17 vs VMI   11-4-19	Blocks:	3 vs Harding   12-29-18
Rebounds:	14 vs Idaho   11-17-19	Steals:	7 vs Troy   1-11-20
Assists:	4 vs Idaho   11-17-19	Minutes:	37 vs FAU   12-14-18
Career vs CCU: 2 GP, 4 PTS, 1-2 FG, 0-0 3FG, 2-2 FT, 5 REB, 0 AST, 1 TO, 0 BLK, 0 STL			

4



## J.J. MATTHEWS

PPG	RPG	APG	FG%	MPG
8.4	4.1	1.5	.550	21.8
6.8	4.1	1.2	.549	21.7

F | rJr. | 6-9 | 235 | Richmond, Va. | Moberly Area CC

Points:	19 vs Idaho   11-17-19	Blocks:	2, 6x, vs Georgia State   1-6-20
Rebounds:	10 vs UAM   11-6-19	Steals:	3 vs UT Arlington   2-16-19
Assists:	7 vs Idaho   11-17-19	Minutes:	34 vs Idaho   11-17-19
Career vs CCU: 2 GP, 12 PTS, 4-13 FG, 0-0 3FG, 4-8 FT, 15 REB, 0 AST, 5 TO, 1 BLK, 1 STL			

5



## CHRISTIAN WILLIS

PPG	RPG	APG	FG%	MPG
6.1	1.5	1.6	.534	20.8
6.3	1.3	1.3	.585	17.8

G | rJr. | 6-1 | 190 | Belleville, Ill. | Christian Brothers College HS

Points:	17 vs South Alabama   1-23-20	Blocks:	1, 3x, at Colorado State   11-20-19
Rebounds:	6, 2x, at Colorado State   11-20-19	Steals:	3, 2x, vs Omaha   12-3-19
Assists:	6 vs South Alabama   1-23-20	Minutes:	32, 2x, vs Omaha   12-3-19
Career vs CCU: 3 GP, 13 PTS, 5-8 FT, 3-5 3FG, 0-0 FT, 3 REB, 0 AST, 1 TO, 0 BLK, 1 STL			

11



## MELO EGGLESTON

PPG	RPG	APG	FG%	MPG
10.6	6.1	1.3	.412	23.1
10.5	6.3	1.2	.415	23.4

G | rSo. | 6-8 | 200 | Suitland, Md. | Wake Forest

Points:	17 at Appalachian State   1-16-20	Blocks:	2, 2x, vs South Alabama   1-23-20
Rebounds:	10, 2x, vs Troy   1-11-20	Steals:	2, 2x, vs Troy   1-11-20
Assists:	4 at Troy   1-25-20	Minutes:	34 at Appalachian State   1-16-20
Career vs CCU: 1 GP, 13 PTS, 3-9 FG, 1-3 3FG, 6-10 FT, 8 REB, 2 AST, 3 TO, 1 BLK, 1 STL			

12



## CANBERK KUS

PPG	RPG	APG	FG%	MPG
10.3	5.2	1.6	.454	25.3
8.0	5.1	1.3	.398	22.6

G | Sr. | 6-6 | 205 | Istanbul, Turkey | College of Central Florida

Points:	18 vs VMI   11-14-19	Blocks:	4 vs Louisiana   12-18-19
Rebounds:	12 vs Idaho   11-17-19	Steals:	4, 3x, vs Freed-Hardeman   12-28-19
Assists:	5 vs VMI   11-14-19	Minutes:	37 vs Idaho   11-17-19
Career vs CCU: 2 GP, 13 PTS, 4-13 FG, 0-7 3FG, 5-6 FT, 12 REB, 3 AST, 2 TO, 3 BLK, 3 STL			

15



## JAKE SCOGGINS

PPG	RPG	APG	FG%	MPG
0.8	0.2	0.0	.286	4.0
1.0	0.0	0.0	1.000	2.5

F | rJr. | 6-9 | 200 | Benton, Ark. | Benton HS

Points:	4, 3x, vs Culver-Stockton   12-22-17	Blocks:	1 at Appalachian State   1-27-18
Rebounds:	4 at Grand Canyon   11-16-18	Steals:	2 vs Coastal Carolina   2-24-18
Assists:	3 at Grand Canyon   11-16-18	Minutes:	20 at Grand Canyon   11-16-18
Career vs CCU: 3 GP, 2 PTS, 0-0 FG, 0-0 3FG, 2-4 FT, 2 REB, 0 AST, 0 TO, 0 BLK, 2 STL			

23



## MARQUIS EATON

PPG	RPG	APG	FG%	MPG
11.3	3.4	2.7	.362	31.0
13.5	3.3	2.8	.408	32.7

G | rr. | 6-2 | 195 | Helena, Ark. | Jonesboro HS

Points:	26 vs UT Arlington   2-16-19	Blocks:	2 vs Louisiana   3-9-19
Rebounds:	9, 2x, vs Louisiana   12-18-19	Steals:	5 vs Troy   1-11-20
Assists:	8 vs Appalachian State   1-24-19	Minutes:	43 vs Troy   1-11-20
Career vs CCU: 4 GP, 36 PTS, 11-30 FG, 5-16 3FG, 9-10 FT, 6 REB, 16 AST, 9 TO, 1 BLK, 5 STL			

32



## ANTWON JACKSON

PPG	RPG	APG	FG%	MPG
2.4	2.5	0.6	.474	13.6
2.2	2.3	0.6	.429	11.6

F | Fr. | 6-7 | 265 | Las Vegas, Nev. | Ed W. Clark HS

Points:	8 vs Omaha   12-3-19	Blocks:	1, 7x, vs Texas State   1-4-20
Rebounds:	8 vs Louisiana   12-18-19	Steals:	3 at Ole Miss   11-8-19
Assists:	2, 3x, at Appalachian State   1-16-20	Minutes:	25 vs Louisiana   12-18-19
Career vs CCU: 1 GP, 5 PTS, 0-0 FG, 0-0 3FG, 5-8 FT, 2 REB, 0 AST, 2 TO, 0 BLK, 1 STL			

## LAST FIVE GAMES

#	Player	gp-gs	min	avg	fg-fga	fg%	3fg-fga	3fg%	ft-fa	ft%	off	def	tot	avg	pf	dq	a	to	blk	stl	pts	avg
01	Johnson, Jerry	5-0	113	22.6	17-39	.436	15-34	.441	13-17	.765	1	11	12	2.4	10	0	11	4	0	1	62	12.4
23	Eaton, Marquis	5-5	151	30.2	16-41	.390	9-22	.409	20-25	.800	3	14	17	3.4	15	0	16	9	1	5	61	12.2
11	Eggleston, Melo	5-5	136	27.2	20-51	.392	3-13	.231	12-23	.522	6	28	34	6.8	11	0	10	9	4	2	55	11.0
05	Willis, Christian	5-0	100	20.0	18-24	.750	10-13	.769	5-6	.833	2	8	10	2.0	16	1	7	4	0	3	51	10.2
00	Fields, Caleb	5-5	166	33.2	9-31	.290	5-16	.313	16-23	.696	0	7	7	1.4	10	0	15	12	0	2	39	7.8
12	Kus, Canberk	5-3	104	20.8	14-33	.424	1-11	.091	5-7	.714	11	20	31	6.2	13	0	4	8	5	1	34	6.8
03	Brevard, Malik	5-2	92	18.4	13-18	.722	0-0	.000	7-10	.700	14	14	28	5.6	20	2	3	0	3	1	33	6.6
04	Matthews, J.J.	5-5	94	18.8	8-21	.381	0-0	.000	10-16	.625	7	9	16	3.2	20	2	8	8	2	2	26	5.2
32	Jackson, Antwon	5-0	62	12.4	2-4	.500	0-0	.000	8-12	.667	4	7	11	2.2	7	0	4	2	0	2	12	2.4
02	Wilson, Kobe	1-0	2	2.0	0-1	.000	0-0	.000	2-2	1.000	0	0	0	0.0	0	0	0	0	0	0	2	2.0
15	Scoggins, Jake	2-0	5	2.5	1-1	1.000	0-0	.000	0-0	.000	0	0	0	0.0	1	0	0	0	0	0	2	1.0
Team											4	6	10					1				
Total.....		5	1025		118-264	.447	43-109	.394	98-141	.695	52	124	176	35.2	123	5	78	57	15	19	377	75.4
Opponents.....		5	1025		112-267	.419	33-104	.317	105-148	.709	56	118	174	34.8	104	-	52	58	10	27	362	72.4

# ARKANSAS STATE BASKETBALL

## NUMERICAL ROSTER

No.	Name	Pos.	Yr.	Ht.	Wt.	Hometown/Last School
0	Caleb Fields	G	Fr.	6-0	190	Lewisburg, Tenn./Aspire Academy
1	Jerry Johnson Jr.	G	Sr.	6-2	225	Memphis, Tenn./Chattanooga
2	Kobe Wilson	G	So.	6-2	180	Palestine, Texas/Atascocita HS
3	Malik Brevard	F	Sr.	6-8	210	Charlotte, N.C. /Palm Beach State College
4	J.J. Matthews	F	rJr.	6-9	235	Richmond, Va./Moberly Area CC
5	Christian Willis	G	rJr.	6-1	190	Belleville, Ill. /Christian Brothers College HS
10	Malcolm Farrington	G	Fr.	6-4	200	West Palm Beach, Fla./DME Academy
11	Melo Eggleston	G	rSo.	6-8	200	Suitland, Md./Wake Forest
12	Canberk Kus	G	Sr.	6-6	205	Istanbul, Turkey/College of Central Florida
15	Jake Scoggins	F	rJr.	6-9	220	Benton, Ark./Benton HS
20	J'Sebian Brown	G	Jr.	6-4	165	Jonesboro, Ark./Southwest Tennessee
21	Avery Felts	G	Fr.	6-2	185	Jonesboro, Ark./Westside HS
23	Marquis Eaton	G	Jr.	6-2	195	Helena, Ark./Jonesboro HS
32	Antwon Jackson	F	Fr.	6-7	265	Las Vegas, Nev./Ed W. Clark HS

## ALPHABETICAL ROSTER

No.	Name	Pos.	Yr.	Ht.	Wt.	Hometown/Last School
3	Malik Brevard	F	Sr.	6-8	210	Charlotte, N.C./Palm Beach State College
20	J'Sebian Brown	G	Jr.	6-4	165	Jonesboro, Ark./Southwest Tennessee
23	Marquis Eaton	G	Jr.	6-2	195	Helena, Ark./Jonesboro HS
11	Melo Eggleston	G	rSo.	6-8	200	Suitland, Md./Wake Forest
10	Malcolm Farrington	G	Fr.	6-4	200	West Palm Beach, Fla./DME Academy
21	Avery Felts	G	Fr.	6-2	185	Jonesboro, Ark./Westside HS
0	Caleb Fields	G	Fr.	6-0	190	Lewisburg, Tenn./Aspire Academy
32	Antwon Jackson	F	Fr.	6-7	265	Las Vegas, Nev./Ed W. Clark HS
1	Jerry Johnson Jr.	G	Sr.	6-2	225	Memphis, Tenn./Chattanooga
12	Canberk Kus	G	Sr.	6-6	205	Istanbul, Turkey/College of Central Florida
4	J.J. Matthews	F	rJr.	6-9	235	Richmond, Va./Moberly Area CC
15	Jake Scoggins	F	rJr.	6-9	220	Benton, Ark./Benton HS
5	Christian Willis	G	rJr.	6-1	190	Belleville, Ill. /Christian Brothers College HS
2	Kobe Wilson	G	So.	6-2	180	Palestine, Texas/Atascocita HS

## COACHING STAFF

Head Coach	Mike Balado
Assistant Coach	Rick Cabrera
Assistant Coach	Casey Stanley
Assistant Coach	Mike Scutero
Director of Basketball Ops	Hayden McClain
Strength & Conditioning	James Diaz
Athletic Trainer	Matt Kabay

## PRONUNCIATION GUIDE

Malik Brevard	Bruh-var'd
J'Sebian Brown	Juh-say-be-in
Canberk Kus	Jhawn-bek Koo-sh
Mike Balado	Buh-lah-doh
Mike Scutero	Scoo-tear-oh

## QUICK FACTS

### THE UNIVERSITY

Location.....	Jonesboro, Ark.
Founded .....	1909
Enrollment .....	14,085
Colors .....	Scarlet & Black
Nickname .....	Red Wolves
Conference .....	Sun Belt
President .....	Dr. Charles Welch
Chancellor .....	Dr. Kelly Damphousse
Athletics Director .....	Terry Mohajir
Athletics Department Phone .....	870-972-3880
Ticket Office Phone .....	870-972-2781

### BASKETBALL HISTORY

First Year of Basketball .....	1926-27
No. of Seasons .....	92
All-Time Record .....	1,222-1,175
Sun Belt Record .....	237-252
Record in First National Bank Arena .....	323-131
NCAA Tourney Years (Record) ....	1 (0-1); Last 1999
NIT Years (Record) .....	4 (4-4); Last 1991

### 2019-20 TEAM

Letterwinners Returning/Lost .....	7/6
Starters Returning/Lost .....	1/4
2018-19 .....	13-19 (H: 10-4; A: 2-13; N: 1-2)
2018-19 Sun Belt Finish .....	7-11, 9th

### MEDIA RELATIONS

Associate Director/MBB Contact:.....	Mark Taylor
E-Mail .....	martaylor@astate.edu
Office/Cell .....	870-972-3547 / 870-219-5705
Twitter .....	@ASStateMB
Website .....	ASStateRedWolves.com



## SERIES HISTORY

### Coastal Carolina leads 4-3

- ▶ A-State and Coastal Carolina meet for just the eighth time with the Chanticleers holding a 4-3 edge in the series.
- ▶ The Red Wolves came away with an 80-75 victory at Coastal Carolina two weeks ago. A-State trailed 60-48 with 11:15 to play, but rallied back for the win. Marquis Eaton led A-State with 20 points, one of four Red Wolves in double figures.
- ▶ The two teams met just once last season with the Chanticleers defeating A-State 77-64 inside First National Bank Arena.
- ▶ Coastal Carolina has won four of the six meetings between the two teams in Sun Belt Conference play.
- ▶ A-State is in its 29th season of play in the Sun Belt Conference with a record of 237-252 (.485). A-State is 155-94 (.622) at home and 82-158 (.342) on the road in SBC action.

## SERIES RECORD

In Jonesboro:	1-2
In Conway:	1-2
Neutral Sites:	0-0
Current Overall Streak:	A-State W1
Longest A-State Win Streak:	1 Game
Longest CCU Win Streak:	3 Games
Largest A-State Win:	13 (65-52)   Dec. 28, 1987
Largest CCU Win:	15 (62-47)   Jan. 25, 2018

## SERIES RESULTS

Date	Year	Score	Result
Dec. 28	1987	65-52	nW
Jan. 7	2017	65-80	aL
Feb. 6	2017	67-57	hW
Jan. 25	2018	47-62	aL
Feb. 24	2018	81-88	hL
Jan. 26	2019	64-77	hL
Jan. 18	2020	80-75	aW

## TALE OF THE TAPE

A-State	Stats	CCU
70.5	Points Per Game	▶ 78.0
70.0	Opp. Points Per Game	▶ 74.7
+0.5	Scoring Margin	▶ +3.2
.442	Field Goal %	▶ .444
.456	Opp. Field Goal %	▶ .414
.357	3-Point FG %	▶ .346
.340	Opp. 3-Point FG %	▶ .350
.703	Free Throw %	▶ .693
32.8	Rebounds Per Game	▶ 41.2
-0.5	Rebound Margin	▶ +5.7
14.5	Assists Per Game	▶ 13.3
12.9	Turnovers Per Game	▶ 15.9
+1.4	Turnover Margin	▶ -0.9
1.1	Assist/Turnover Ratio	▶ 0.8
7.0	Steals Per Game	▶ 8.3
3.0	Blocks Per Game	▶ 3.3

## THE OPENING TIP

- ▶ A-State battles Coastal Carolina Saturday at 4:00 p.m. on ESPN+.
- ▶ The 2019-20 campaign marks the program's 92nd season with the Red Wolves amassing a 1,222-1,175 all-time record (.510) dating back to the inaugural 1926-27 season.

## "DON'T STOP BELIEVING"

- ▶ Eight of the Red Wolves 15 wins have come despite trailing by eight or more points in the game. In each of those eight wins, A-State's opponent had a 78 percent or greater win probability per ESPN. Six games, Troy (95.4%), Coastal Carolina (95.0%), Georgia State (94.8%), Tulsa (95.3%), Omaha (93.1%) and Colorado State (98.6%), saw an opponent have a 90-plus percent win probability.
- ▶ Of the eight comeback wins, five have been double-digit deficits in the second half. Of the Red Wolves five conference wins, four have seen the Red Wolves overcome at least an eight point second-half deficit.
- ▶ Between the 2014-15 and 2017-18 seasons, A-State had seven wins despite trailing by 10 or more points in the second half.

Deficits Overcome	
vs Idaho	14 - 8:18 1H
at Colorado State	17 - 16:22 2H
vs Omaha	13 - 17:42 2H
at Tulsa	9 - 12:36 1H
at ULM	8 - 16:42 2H
vs Georgia State	14 - 19:39 2H
vs Troy	12 - 6:59 2H
at Coastal Carolina	12 - 11:15 2H

## "LITTLE HELP FROM MY FRIENDS"

- ▶ A-State is averaging 14.5 assists per game, up from 11.3 assists per game last season. A-State has 14 games with 14 or more assists this season, sixth most in NCAA, after posting a combined 13 the last two seasons.
- ▶ The Red Wolves have 334 assists on 535 field goals, good for an assist percentage of 62.4 percent. The 1987-88 team has the highest assist percentage in program history at 61.6 percent (570/925). Per KenPom.com, A-State ranks 11th nationally in assist percentage (A/FGM).
- ▶ Four games this season, A-State has logged 20 or more assists. Entering this season, A-State logged 20 or more assists in 11 of 282 games played since the 2010-11 season opener.
- ▶ A-State finished with a season-high 22 assists against Idaho while turning the ball over just seven times. It marked just the third time since the 2010-11 season opener that A-State had 20 or more assists and seven or fewer turnovers. The 22 assists are the most since the Red Wolves had 26 at Lamar on Nov. 30, 2013.
- ▶ A-State has a 1.1 assist to turnover ratio which would tie for the best dating back to the 1984-85 season when turnovers are available in yearly statistics. A-State has posted just eight seasons with a positive assist to turnover ratio since 1984-85 with the most recent coming in the 2013-14 season. In 12 of 15 wins this season, A-State has a 1.0 or better assist to turnover ratio. The Red Wolves had a 1.0 or better assist to turnover ratio in five games last season.

## "EVEN FLOW"

- ▶ A-State has four players averaging double figures and four others are averaging five or more points. Eight players are logging an average of 20 or more minutes, while six players have 30 or more assists. This season, six different players have led the Red Wolves in scoring (including ties): Marquis Eaton (6), Melo Eggleston (5), Canberk Kus (4), Caleb Fields (4), J.J. Matthews (3), and Jerry Johnson Jr. (2). Last season, A-State had five different players led the team in scoring (including ties): Ty Cockfield (26), Marquis Eaton (3), Grantham Gillard (2), Tristin Walley (2) and Canberk Kus (1).
- ▶ Eight players have combined for 76 double-figure scoring outings. Johnson Jr. leads the team with 13 while Marquis Eaton (12), Canberk Kus (12), Caleb Fields (12), J.J. Matthews (10), Melo Eggleston (9), Christian Willis (5) and Malik Brevard (3) make up the 76 total double-figure outings. Of those 76 double-figure scoring outputs, 28 have come by a player coming off the bench, tied with Winthrop for the most this season.

## "FREE FALLIN'"

- ▶ Per KenPom.com, A-State leads the country in free throw rate at 50.0. Free throw rate is the ratio of foul shots to field goal attempts, expressed as FTA/FGA. The Red Wolves lead the nation in both free throw makes (415) and free throw attempts (599).
- ▶ Freshman Caleb Fields ranks 51st nationally in free throws made (92) and 23rd in free throw attempts (134). Per KenPom.com, Fields ranks seventh individually in free throw rate at 84.2. Anything over 50 is good, and 70 is excellent.

## "NOTHING AS IT SEEMS"

- ▶ This section of the game notes is reserved for useless information.
- ▶ A-State has scored in 2,397 consecutive games.
- ▶ The Red Wolves have hit a 3-pointer in 277 consecutive games. A-State has one 3-point make in three of those 275 games; at Louisiana (March 3, 2018), at North Texas (Feb. 28, 2013) and at Louisville (Nov. 11, 2011).
- ▶ A-State is unbeaten when scoring more points than its opponent.
- ▶ Coastal Carolina coach Cliff Ellis has released multiple records, including "Loveland", "Cliff Ellis and Friends" and "People Get Ready".



## LAST TIME OUT



Official Basketball Box Score - Game Totals - Final Statistics  
Appalachian State vs Arkansas State  
01/30/25 7:00 pm at Jonesboro, Ark. (FNB Arena)



## Appalachian State 71 - 12-10, 6-5 SBC

#	Player	Total		3-PT		Rebounds		PF		A TO		Bk		Min
		FG-FGA	FT-FTA	FG-FGA	FT-FTA	Off	Def	TP	TP	A	TO	Bk	SB	
00	Isaac Johnson	1	2-5	0-1	0-0	0	5	3	4	5	0	0	0	32
00	Hunter Seacat	1	5-8	0-0	3-6	3	7	10	1	13	1	2	0	33
01	Justin Forrest	1	7-15	4-7	8-10	0	4	4	2	26	2	4	0	39
04	O'Shown Williams	1	5-10	2-5	1-3	0	4	4	3	9	2	2	0	36
06	Adrian Delph	1	4-6	2-3	2-3	1	1	2	1	12	1	0	0	30
08	Kendall Lewis	1	2-2	0-0	0-0	2	1	3	2	4	0	2	0	14
10	Michael Bibby	1	0-1	0-1	0-0	1	0	1	0	0	0	0	0	3
11	Donovan Gregory	1	0-0	0-0	0-0	0	0	0	2	0	0	0	0	3
21	James Lewis Jr.	1	1-1	0-0	1-1	3	1	4	0	3	2	2	0	10
Team														
Totals		24-48	8-17	15-23	10	23	33	14	71	13	13	0	3	200
FG % 1st Half: 12-23		52.2%		2nd half: 12-25		48.0%		Game: 24-48		50.0%				Double Rebounds
3FG % 1st Half: 3-9		33.3%		2nd half: 5-8		62.5%		Game: 8-17		47.1%		3		
FT % 1st Half: 5-8		62.5%		2nd half: 10-15		66.7%		Game: 15-23		65.2%				

## Arkansas State 64 - 15-8, 7-5 SBC

#	Player	Total		3-PT		Rebounds		PF		A TO		Bk		Min	
		FG-FGA	FT-FTA	FG-FGA	FT-FTA	Off	Def	TP	TP	A	TO	Bk	SB		
00	Brevard, Malik	1	5-8	0-0	0-0	3	4	7	3	10	2	0	1	28	
04	Matthews, J.J.	1	1-6	0-0	4-4	1	3	4	3	6	1	1	0	26	
06	Fields, Caleb	1	3-8	3-6	5-6	0	2	2	2	14	7	1	0	38	
11	Eggleston, Melo	1	3-9	0-2	1-1	1	0	1	1	7	1	4	0	17	
23	Eaton, Marquis	1	1-4	1-3	1-2	0	1	1	4	2	1	0	2	22	
01	Johnson, Jerry	1	3-10	3-8	1-1	1	3	4	3	10	3	2	0	29	
05	Willis, Christian	1	1-1	1-1	1-2	0	1	1	3	4	0	1	0	13	
12	Kus, Canberk	1	3-5	0-1	3-5	2	2	4	2	9	0	0	0	20	
32	Jackson, Antwon	1	0-1	0-0	0-0	0	3	3	0	0	0	0	0	7	
Team															
Totals		20-50	8-21	16-19	9	19	27	21	64	16	11	1	6	200	
FG % 1st Half: 11-20		55.0%		2nd half: 9-34		26.5%		Game: 20-50		40.0%		Double		Rebounds	
3FG % 1st Half: 3-9		33.3%		2nd half: 5-12		41.7%		Game: 8-21		38.1%		3			
FT % 1st Half: 4-4		100.0%		2nd half: 12-15		80.0%		Game: 16-19		84.2%					

Officials: Gerald Williams, Jason Baker, Chuck Jones  
Technical fouls: Appalachian State-None, Arkansas State-TEAM  
Attendance: 1971

Score by periods		1st	2nd	Total
Appalachian State		32	39	71
Arkansas State		29	35	64

Last FG - APP 2nd 01:34, ASU 2nd 01:10.

Largest lead - APP by 9 2nd 05:15, ASU by 4 2nd 08:23.

APP led for 31:20, ASU led for 05:26. Game was tied for 03:14.

Points In Off 2nd Fast  
APP 28 13 14 6 7  
ASU 20 16 9 9 23

Score tied - 8 times.  
Lead changed - 15 times.

## ABOUT THE GAME

In a back-and-forth game that featured eight ties and 15 lead changes, Arkansas State dropped a tough 71-64 decision to Appalachian State Thursday night at First National Bank Arena.

Justin Forrest led the Mountaineers (12-10, 6-5 Sun Belt) with a game-high 26 points on 7-of-15 shooting (4-of-7 from three) and 8-of-10 at the free-throw line. A-State (15-8, 7-5) shot 40 percent from the floor (20-of-50) while going 16-of-19 at the charity stripe (84 percent). App State won the battle of the boards 33-to-27, led by Hunter Seacat's 10 rebounds to go along with 13 points.

"Hats off to (Appalachian State)," head coach Mike Balado said. "(Justin) Forrest is an excellent player. They hit some tough shots – deep threes, late-clock and they went in. They deserved to win this game. We didn't play as well as we have in the past and they played better than we did today."

Three players scored in double figures for the Red Wolves, led Caleb Fields' 14 points, nine of which came from deep and five at the free-throw line. Fields also led with a game-high seven assists. Malik Brevard and Jerry Johnson added 10 points apiece while Brevard hauled in seven boards to lead A-State.

## "OFF HE GOES"

- ▶ The four freshmen on the roster this season are the most for an A-State squad since 2016-17 season.
- ▶ Caleb Fields (Lewisburg, Tenn./Aspire Academy), Malcolm Farrington (West Palm Beach, Fla./DME Academy), Avery Felts (Jonesboro, Ark./Westside HS) and Antwon Jackson (Las Vegas, Nev./Ed W. Clark HS).
- ▶ Graduate transfer Jerry Johnson Jr. (Chattanooga) was immediately eligible at the start of the season while redshirt-sophomore Melo Eggleston (Wake Forest) became eligible to play on Dec. 18 against Louisiana. Johnson scored 10 points over his first four appearances, but has since reached double figures in 13 of his last 18 games. Eggleston has scored double figures in nine of his last 12 games with double-doubles against Georgia State and Troy.
- ▶ Fields is averaging 10.8 points per game on 39.7 percent (62-156) shooting and is 21-of-54 (.389) from 3-point range. Only six freshmen at A-State have averaged 10 or more points in their freshman season: Jerry Rook (1961-62) 19.8, John Dickson (1963-64) 15.5, Brandon Reed (2009-10) 15.1, John Belcher (1968-69) 12.5, Ryan Wedel (2006-07) 10.7 and Mike Burk (1964-65) 10.2.

## "I CALL YOUR NAME"

- ▶ Coming off the bench, A-State players have responded this season. The Red Wolves are 14-5 this year when the bench is responsible for 15 or more points. A-State had a season-high 46 points from its bench in the win over Omaha.
- ▶ Players off the bench are averaging a combined 26.1 points per game on 43.8 percent (184-420) shooting, including 40.6 percent (71-175) beyond the arc. The Red Wolves opponents bench is averaging 19.3 points.

## "START ME UP"

- ▶ A-State was 12-4 when leading at halftime, but 1-15 when tied or trailing at the break last season. This season, the Red Wolves are 9-0 when leading at half and 6-8 when trailing.
- ▶ Dating back to the beginning of the 2017-18 season, A-State is 29-5 when holding a halftime lead, but 11-42 when tied or trailing at the midway point.

## "AROUND AND AROUND"

- ▶ A-State held Troy to 29.3 percent (17-58) from the field in the win on January 25. It marked the first time the Red Wolves had held a Sun Belt foe below 30 percent from the field since January 15, 2015 at Appalachian State (17-58 / 29.3 percent).
- ▶ The Red Wolves are 4-1 in league play when making nine or more free throws in the first half. A-State is 5-0 in league play when making 13 or more free throws in the second half.
- ▶ A-State has five wins this season when trailing with five minutes remaining. Prior to this season, the Red Wolves had five such wins dating back to the 2016-17 season.
- ▶ A-State has topped its win total from last season (13-19) and matched the league win total from a year ago (7-11). The Red Wolves have four road wins this year, two more than last season (2-13).
- ▶ The Red Wolves are 11-3 when committing 13 or fewer turnovers this season. Combining the 2017-18 and 2018-19 seasons, A-State was 11-23 in such games.
- ▶ A-State currently has a +1.4 turnover margin, best for an A-State team since the 2012-13 team finished at +2.8.
- ▶ In the 75-71 win against South Alabama (Jan. 23), A-State did not trail. It was the first win of the season in which A-State did not trail. A-State led for a season-high 37:51 topping the previous high of 36:44 against UC Davis back on November 15 (trailed for 1:40). Leading for 39:16 at Troy, A-State closed the two-game week leading for 76:31 of 80:00 played. In its first five conference wins, A-State combined to lead for 84:20.
- ▶ The Red Wolves have six games this season in which they logged 14 or more assists and 10 or fewer turnovers. Dating back to the 2010-11 season, A-State had 22 such games and did not have more than four such games in any single season.
- ▶ A-State is 11-2 this season (3-1 Sun Belt) when whistled for 20 or fewer fouls.
- ▶ With the Red Wolves currently leading the nation in free throws made (415) and free throws attempt (590), this A-State team has topped the season total of free throw makes of 28 seasons and the free throw attempt total of 24 seasons dating back to the 1962-63 season.
- ▶ A-State ranks 323rd nationally committing 20.4 fouls per game. In the national ranks in which A-State leads in free throw makes and attempts, A-State's opponents total would rank 19th in free throw makes (355) and 17th in free throw attempts (500).
- ▶ The Red Wolves are 8-2 this season, 5-2 in conference play, when Jerry Johnson Jr. drains multiple 3-pointers.
- ▶ A-State is 10-0 when they are equal (1-0) or outscore (9-0) their opponents in points in the paint.
- ▶ The Red Wolves had 21 assists on 22 made field goals against South Alabama, the highest assist percentage (95.5%) by any team in a game this season (minimum 20 assists). Only five other teams have logged a game with a 90 percent assist rate this season (minimum 20 assists).
- ▶ A-State is 11-4 when Caleb Fields has three or more assists.
- ▶ Eight players have multiple double-figure scoring games for the Red Wolves. The records for A-State when those players reach double figures; Caleb Fields (8-4), Jerry Johnson Jr. (9-4), Malik Brevard (2-1), J.J. Matthews (7-3), Christian Willis (5-0), Melo Eggleston (6-3), Canberk Kus (8-4) and Marquis Eaton (9-3).

# ARKANSAS STATE BASKETBALL

## HEAD COACH MIKE BALADO

Arkansas State University Director of Athletics Terry Mohajir announced the appointment of Mike Balado as the 16th head coach of the A-State men's basketball program on March 20, 2017.

Balado came to Arkansas State after spending more than 15 seasons as an assistant coach, his last stop covering four seasons at the University of Louisville.

In his first two seasons at the helm, Balado has led the Red Wolves to a 24-40 record. With an up-tempo style of offense, A-State has top-five marks in single-season 3-pointers made, including 237 in 2018-19. The Red Wolves finished last season ranked second in the league in rebounding at 37.8 per game. A-State now has three-straight road wins at Little Rock for the first time since the 2005-07 seasons.

His first signing class, consisting of Ty Cockfield, Tristin Walley and Grantham Gillard, played a vital role on the floor. Cockfield set the single-season program record for scoring (716) and free throws made (173) and was a second team all-conference pick.

During Balado's four seasons working at Louisville, the Cardinals posted a 106-32 overall record for a .768 winning percentage. In the 2016-17 campaign, he helped lead Louisville to a 25-9 record and a No. 2 seed in the Midwest Regional of the NCAA Tournament.

Prior to joining the Louisville staff, Balado was an assistant coach for Richard Pitino at Florida International University. During that 2012-13 season, he helped the Panthers to an 18-14 record, their first winning season in 13 years and fourth-highest win total in school history.

## BALADO VS OPPONENTS

Abilene Christian	1-1	Lehigh	0-1
<b>Appalachian State</b>	<b>3-2</b>	<b>Little Rock</b>	<b>3-1</b>
Arkansas-Monticello	1-0	<b>Louisiana</b>	<b>2-3</b>
Cleveland State	0-1	Minnesota	0-1
<b>Coastal Carolina</b>	<b>1-3</b>	Missouri Baptist	1-0
Colorado State	1-0	Missouri State	1-1
Culver-Stockton	1-0	Ole Miss	0-1
Eastern Illinois	0-1	Omaha	1-1
Eastern Michigan	0-1	<b>South Alabama</b>	<b>2-4</b>
Evansville	1-1	Stephen F. Austin	0-1
FAU	2-0	Syracuse	0-1
Freed-Hardeman	1-0	<b>Texas State</b>	<b>0-4</b>
Gardner-Webb	1-0	<b>Troy</b>	<b>2-3</b>
<b>Georgia Southern</b>	<b>1-2</b>	Tulsa	1-0
<b>Georgia State</b>	<b>1-3</b>	<b>ULM</b>	<b>4-2</b>
Grand Canyon	0-1	UC Davis	1-0
Harding	1-0	UNC-Wilmington	0-1
Indiana	0-1	<b>UT Arlington</b>	<b>1-3</b>
Henderson State	1-0	UT Martin	0-1
Howard	1-0	VMI	1-0
Idaho	1-0	Wichita State	0-1
Indiana	0-1		

## SUN BELT CONFERENCE STANDINGS (As of Games Played Jan. 30)

	Conference			Overall									
	W	L	PCT	W	L	PCT	PF	PA	H	A	N	T25	STRK
Little Rock	10	2	.833	16	7	.696	1635	1530	9-2	7-5	0-0	0-1	W5
Georgia State	8	3	.727	15	7	.682	1739	1547	9-0	5-7	1-0	0-1	W2
Georgia Southern	7	4	.636	13	9	.591	1683	1558	9-1	3-7	1-1	0-1	W1
Arkansas State	7	5	.583	15	8	.652	1621	1610	10-4	5-4	0-0	0-0	L1
Texas State	6	5	.545	13	9	.591	1586	1397	9-3	4-6	0-0	0-1	W1
Appalachian State	6	5	.545	12	10	.545	1512	1461	6-3	5-6	1-1	0-0	W2
UT Arlington	5	6	.455	9	13	.409	1557	1500	4-5	5-7	0-1	0-2	L1
South Alabama	5	7	.417	12	11	.522	1644	1575	7-5	3-5	2-1	0-1	L3
Coastal Carolina	4	7	.364	11	11	.500	1715	1644	7-8	4-3	0-2	0-1	L4
Louisiana	4	7	.364	9	13	.409	1550	1627	6-5	2-7	1-1	0-0	W2
Troy	4	8	.333	8	15	.348	1587	1659	6-5	2-10	0-0	0-0	L3
ULM	2	9	.182	6	14	.300	1251	1354	6-5	0-9	0-0	0-1	L7

## SUN BELT PLAYER OF THE WEEK

November 12	Josh Ajayi - South Alabama
November 19	Markquis Nowell - Little Rock
November 26	Elijah McCadden - Georgia Southern
December 3	Markquis Nowell - Little Rock
December 9	DeVante Jones - Coastal Carolina
December 16	Nijal Pearson - Texas State
December 23	Justin Forrest - Appalachian State
December 30	Ike Smith - Georgia Southern
January 4	Kamani Johnson - Little Rock
	Michael Ertel - ULM
January 13	Nijal Pearson - Texas State
January 20	Josh Ajayi - South Alabama
January 27	Jalen Johnson - Louisiana

## 2019-20 PRESEASON ALL-CONFERENCE

### First Team

Quan Jackson	Georgia Southern	G	rJr.
Josh Ajayi	South Alabama	F	rSr.
Trhae Mitchell	South Alabama	F	rSr.
Brian Warren	UT Arlington	G	Sr.
Nijal Pearson	Texas State	G	Sr.












### Second Team

Justin Forrest	Appalachian State	G	Jr.
DeVante Jones	Coastal Carolina	G	So.
Ike Smith	Georgia Southern	G	rSr.
Kane Williams	Georgia State	G	Jr.
Michael Ertel	ULM	G	Jr.

### Third Team

Isaac Johnson	Appalachian State	F	Sr.
Isaiah Crawley	Georgia Southern	F	Sr.
Cedric Russell	Louisiana	G	Jr.
JD Williams	ULM	G	Sr.
Don Coleman	South Alabama	G	rSr.

## SUN BELT CONFERENCE COMPOSITE SCHEDULE

	A-STATE	LR	APP	CCU	GS	GSU	LA	ULM	USA	TROY	UTA	TXST
	---	Feb. 8 Feb. 22	83-80 <sup>OT</sup> , W 71-64, W	75-80, L Feb. 1	Mar. 3	87-90, L	67-79, L Feb. 27	59-62, L Feb. 19	75-59, W 71-75, L	68-76, L Feb. 13	73-52, W Feb. 13	70-67, W Feb. 15
	Feb. 8 Feb. 22	---	57-73, L Feb. 1	55-71, L 79-96, L	73-79, L	Mar. 3	66-69, L Feb. 29	72-73, L Feb. 27	52-43, W 71-73, L	76-71, W 63-81, L	89-92, L Feb. 15	68-72, L Feb. 13
	80-83 <sup>OT</sup> , L 64-71, L	73-57, W Feb. 1	---	58-78, L Feb. 29	72-74, L Feb. 15	69-60, W Feb. 13	81-73, W	Mar. 3	71-81, L Feb. 20	65-70, L Feb. 22	66-56, W Feb. 6	82-57, W Feb. 8
	80-75, W Feb. 1	71-55, W 96-79, W	78-58, W Feb. 29	---	70-67, W Feb. 13	72-74, L Feb. 15	Mar. 3	64-93, L	69-81, L Feb. 22	77-59, W Feb. 20	77-82, L Feb. 8	78-66, W Feb. 6
	Mar. 3	79-73, W	74-72, W Feb. 15	67-70, L Feb. 13	---	82-77, W Feb. 29	51-71, L Feb. 8	56-67, L Feb. 6	74-68, W Feb. 1	66-82, L Feb. 1	74-77, L Feb. 22	64-67, L Feb. 20
	90-87, W	Mar. 3	60-69, L Feb. 13	74-72, W Feb. 15	77-82, L Feb. 29	---	52-90, L Feb. 8	62-84, L Feb. 6	63-72, L 73-76, L	75-65, W Feb. 1	77-83, L Feb. 20	69-81, L Feb. 22
	79-67, W Feb. 27	69-66, W Feb. 29	73-81, L	Mar. 3	71-51, W Feb. 8	90-52, W Feb. 6	---	60-81, L Feb. 22	60-57, W Feb. 13	62-79, L Feb. 15	81-65, W Feb. 1	68-59, W Feb. 1
	62-59, W Feb. 19	73-72, W Feb. 27	Mar. 3	93-64, W	67-56, W Feb. 6	84-62, W Feb. 8	81-60, W Feb. 22	---	49-69, L Feb. 15	63-79, L Feb. 13	78-58, W Feb. 1	64-63, W Feb. 1
	59-75, L 75-71, W	43-52, L 73-71, W	81-71, W Feb. 20	81-69, W Feb. 22	68-74, L Feb. 1	72-63, W Feb. 13	57-60, L Feb. 15	69-49, W Feb. 13	---	Feb. 7 Feb. 29	54-66, L	Mar. 3
	76-68, W 78-62, W	71-76, L 81-63, W	70-65, W Feb. 22	56-66, L Feb. 6	59-77, L Feb. 20	82-66, W Feb. 1	79-62, W Feb. 15	79-63, W Feb. 13	Feb. 7 Feb. 29	---	Mar. 3	63-71, L
	52-73, L Feb. 13	92-89, W Feb. 15	56-66, L Feb. 6	82-77, W Feb. 8	77-74, W Feb. 22	83-77, W Feb. 20	65-81, L Feb. 22	58-78, L Feb. 1	66-54, W	Mar. 3	---	62-64, L Feb. 28
	67-70, L Feb. 15	72-68, W Feb. 13	57-82, L Feb. 8	66-78, L Feb. 6	67-64, W Feb. 20	81-69, W Feb. 22	59-68, L Feb. 1	63-64, L 51-71, L	Mar. 3	71-63, W	64-62, W Feb. 28	---
+/-	0	+4	+1	-2	+1	+3	-2	-4	-1	-2	+1	+1

BOLD in each cell indicates home game for team in column header. Shading reflects single game against opponent | Red indicates road wins  
Bottom row equals total of +1/-1 where +1 is gained for road win and -1 when losing at home  
APP - Appalachian State; A-State - Arkansas State; CCU - Coastal Carolina; GASO - Georgia Southern; GSU - Georgia State; LR - Little Rock;  
ULL - Louisiana; USA - South Alabama; UTA - UT Arlington; TXST - Texas State

# ARKANSAS STATE BASKETBALL

## STATISTICAL TRENDS

	19-20	Balado Era
At Home	10-4	27-15
On Road	5-4	11-30
When winning opening tipoff	10-4	18-21
When losing opening tipoff	5-4	21-27
When scoring first	7-5	19-21
When scoring second	7-3	18-26
When 3 or more players score 10+	6-3	16-15
When 4 or more players score 10+	8-2	19-10
In November	5-2	9-11
In December	5-1	13-8
In January	5-5	10-15
In February	-	5-9
In March	-	2-5
Leading at halftime	9-0	28-7
Trailing at halftime	6-8	10-37
Tied at halftime	-	1-4
Leading with 5:00 remaining	10-1	30-5
Trailing with 5:00 remaining	5-7	8-42
Tied with 5:00 remaining	-	1-1
Shooting higher FG% than opp.	7-1	24-6
Shooting lower FG% than opp.	6-7	13-40
Shooting same FG% as opp.	2-0	2-2
Shooting 50% or better	7-0	20-4
Shooting 40-49%	8-3	17-21
Shooting 30-39%	0-5	1-22
Shooting less than 30%	-	1-1
Shooting higher 3PT% than opp.	10-2	28-12
Shooting lower 3PT% than opp.	5-6	11-35
Shooting same 3PT% than opp.	-	0-1
Make more 3-pointers than opp.	5-2	18-17
Make fewer 3-pointers than opp.	6-4	15-24
Make same number 3-pointers	4-2	6-7
Shoot higher FT% than opp.	8-5	22-25
Shoot lower FT% than opp.	7-3	17-23
Shoot same FT% as opp.	-	0-0
Shoot more FT than opp.	10-3	25-13
Shoot fewer FT than opp.	5-5	12-35
Shoot same number FT opp.	-	1-0
Out-rebound opp.	8-1	24-15
Being out-rebound by opp.	4-6	11-31
Same number of rebounds	3-1	4-2
Record more assists	9-2	24-7
Record fewer assists	5-5	12-39
Record same number assists	1-1	2-2
Commit fewer turnovers than opp.	12-3	22-18
Commit more turnovers than opp.	1-5	12-27
Commit same turnovers as opp.	2-0	5-3
Scoring 85 points or more	1-0	10-3
Scoring 75-84 points	10-1	19-10
Scoring 65-74 points	3-1	8-15
Scoring 64 points or fewer	1-6	2-20
Allowing 85 points or more	1-0	3-15
Allowing 75-84 points	3-4	12-23
Allowing 65-74 points	6-4	13-8
Allowing 64 points or fewer	5-0	11-1
Bench outscores opp.	10-4	23-24
Bench outscored by opp.	5-4	15-23
Bench points equal	-	0-1
More points in paint than opp.	9-0	23-12
Fewer points in paint than opp.	5-8	15-34
Points in paint equal	1-0	1-2
More second chance points than opp.	6-3	20-21
Fewer second chance points than opp.	7-4	16-24
Second chance points equal	2-2	3-6
More fast break points than opp.	11-4	25-15
Fewer fast break points than opp.	4-3	11-25
Fast break points equal	0-1	3-6
White uniforms	9-4	26-16
Black uniforms	1-2	7-22
Red uniforms	5-2	6-10
Monday	1-0	4-0
Tuesday	1-0	3-4
Wednesday	3-1	3-3
Thursday	2-3	7-14
Friday	1-1	4-6
Saturday	6-2	16-18
Sunday	1-0	2-1
<b>Games Decided By....</b>		
0-5 Points or OT	8-2	19-11
6-10 Points	0-1	5-10
11-15 Points	5-0	10-12
16-19 Points	2-2	2-5
20+ Points	0-3	3-10

## 2019-20 MARGIN OF VICTORY/DEFEAT

Margin	1	2	3	4	5	6	7	8	9	10	11-14	15-19	20-24	25-29	30-34	35+
Victory	-	1	3	1	2	-	-	1	-	-	4	3	-	-	-	-
Defeat	-	-	2	-	-	-	1	-	-	-	-	2	2	1	-	-

## MARGIN OF VICTORY/DEFEAT SINCE 1991-92 (SUN BELT ERA)

Margin	1	2	3	4	5	6	7	8	9	10	11-14	15-19	20-24	25-29	30-34	35+
Victory	25	30	28	19	24	19	16	24	19	17	73	50	25	25	12	22
Defeat	21	21	34	25	22	30	29	20	21	20	61	57	39	14	11	6

### Most First Half Points

A-State	42	vs FHU   12-28-19
Opponent	52	by Georgia St.   1-6-20

### Most Second Half Points

A-State	53	vs Omaha   12-3-19
Opponent	46	by SFA   11-30-19

### Fewest First Half Points

A-State	16	at Mo. State   12-11-19
Opponent	22	by UAM   11-6-19

### Fewest Second Half Points

A-State	24	at Ole Miss   11-8-19
Opponent	25	by Idaho   11-17-19

### Largest Halftime Lead

A-State	12	at Troy   1-25-20
Opponent	20	by Ole Miss   11-8-19

### Largest Margin of Victory

A-State	16	2x, at Troy   1-25-20
Opponent	28	by Ole Miss   11-8-19

## PLAYER MILESTONES

Points Leader	SEA	CAR	10+ Points	SEA	CAR	3-Point Plays	SEA	CAR
Marquis Eaton	6	9	Jerry Johnson Jr.	13	13	J.J. Matthews	6	12
Melo Eggleston	5	5	Marquis Eaton	12	35	Caleb Fields	6	6
Canberk Kus	4	4	Canberk Kus	12	17	Marquis Eaton	3	9
Caleb Fields	4	4	Caleb Fields	12	12	Canberk Kus	3	3
J.J. Matthews	3	3	J.J. Matthews	10	12	Christian Willis	2	3
Jerry Johnson Jr.	2	2	Melo Eggleston	9	9	Antwon Jackson	2	2
			Christian Willis	5	8	Malik Brevard	2	2
Rebounds Leader	SEA	CAR	Malik Brevard	3	5	Jerry Johnson Jr.	1	1
Malik Brevard	11	18	Kobe Wilson	-	1	Melo Eggleston	1	1
Melo Eggleston	5	5				Kobe Wilson	-	1
Marquis Eaton	3	3	20+ Points	SEA	CAR			
Canberk Kus	2	3	Marquis Eaton	5	8	4-Point Plays	SEA	CAR
J.J. Matthews	1	2	Caleb Fields	1	1	Jerry Johnson Jr.	2	2
Antwon Jackson	1	1	Jerry Johnson Jr.	1	1	Marquis Eaton	-	1
Christian Willis	1	1						
			10+ Rebounds	SEA	CAR	Triple-Doubles	SEA	CAR
Assists Leader	SEA	CAR	Malik Brevard	5	8		-	-
Caleb Fields	12	12	Melo Eggleston	2	2			
Marquis Eaton	7	31	Canberk Kus	2	2	Double-Doubles	SEA	CAR
Christian Willis	5	6	J.J. Matthews	1	1	Malik Brevard	2	4
Canberk Kus	3	4				Melo Eggleston	2	2
Jerry Johnson Jr.	2	2	15+ Rebounds	SEA	CAR	J.J. Matthews	1	1
J.J. Matthews	1	2		-	-	Canberk Kus	1	1
Melo Eggleston	1	1						
Jake Scoggins	-	1	10+ Assists	SEA	CAR			
				-	-			
<i>*Leaders include ties</i>								
			Dunks	SEA	CAR			
			Canberk Kus	9	10			
			Melo Eggleston	7	7			
			Malik Brevard	5	14			
			J.J. Matthews	4	4			
			Marquis Eaton	-	2			

\*Leaders include ties

# ARKANSAS STATE BASKETBALL

## THE LAST TIME

### A TEAM SCORED 100+ POINTS IN A GAME

A-State ..... 100 vs Central Baptist (W, 100-57) | 11-14-16  
Opponent ..... 114 by Little Rock (W, 116-114 4 OT) | 3-14-14

### A TEAM SCORED 50 OR FEWER POINTS IN A GAME

A-State ..... 43 at Ole Miss (L, 43-71) | 11-8-19  
Opponent ..... 45 by ULM (W, 76-45) | 1-2-17

### A TEAM SCORED 90+ POINTS IN FIRST NATIONAL BANK ARENA

A-State ..... 90 vs Georgia State (W, 90-87) | 1-6-20  
Opponent ..... 90 by Louisiana (L, 87-90<sup>OT</sup>) | 3-9-19

### A TEAM SCORED 60 OR FEWER POINTS IN FIRST NATIONAL BANK ARENA

A-State ..... 52 vs UT Arlington (L, 52-73) | 1-2-20  
Opponent ..... 56 by VMI (W, 71-56) | 11-14-19

### A TEAM SCORED 90 POINTS IN A LOSS

A-State ..... 93 at Jacksonville (L, 93-101) | 1-22-96  
Opponent ..... 114 by Little Rock (W, 116-114 4OT) | 3-14-14

### A TEAM SCORED 60 OR FEWER POINTS IN A VICTORY

A-State ..... 60 at Army (W, 60-57) | 11-19-16  
Opponent ..... 60 by Georgia State (L, 54-60) | 1-19-15

### A TEAM HAD 5+ PLAYERS SCORE IN DOUBLE FIGURES

A-State .... Matthews (18), Eggleston (16), Fields (11), Eaton (11), Johnson Jr. (11)  
..... vs Georgia State | 1-6-20  
Opponent .....  
..... by Appalachian State | 1-16-20

### A TEAM WON A GAME BY 25+ POINTS

A-State ..... 25 vs Harding | 12-29-18  
Opponent ..... 28 by Ole Miss | 11-8-19

### A TEAM WON A GAME BY 50+ POINTS

A-State ..... 81 vs Central Baptist (W, 120-39) | 12-28-10  
Opponent ..... 52 by Saint Louis (L, 38-90) | 1947

### A TEAM WON AN OVERTIME GAME

A-State ..... 76-68 vs Troy | 1-11-20  
Opponent ..... 80-83 at Appalachian State | 1-16-20

### A TEAM WON A 2+ OVERTIME GAME

A-State ..... 75-71 (2OT) | 12-14-18  
Opponent ..... 70-73 (OT) by ULM | 3-8-17

### A TEAM SHOT 60% FG IN A GAME

A-State ..... 60.0% (27-45) at ULM | 2-16-13  
Opponent ..... 60.8% (31-51) by Georgia Southern | 3-2-19

### A TEAM SHOT 30% OR WORSE FG IN A GAME

A-State ..... 28.3% (15-53) vs Stephen F. Austin | 11-30-19  
Opponent ..... 29.3% (17-58) by Troy | 1-25-20

### A TEAM MADE 13+ 3-POINT FG IN A GAME

A-State ..... 13 (13-20) at Colorado State | 11-20-19  
Opponent ..... 14 (14-30) by Georgia State | 2-28-19

### A TEAM DID NOT MAKE A 3-POINT FG IN A GAME

A-State ..... vs North Texas (0-8) | 2-24-11  
Opponent ..... by Florida Atlantic (0-10) | 1-26-13

### A TEAM SHOT 60% 3-POINT FG IN A GAME (Min 10 Att)

A-State ..... 65.0% (13-20) at Colorado State | 11-20-19  
Opponent ..... 60.0 (9-15) by Texas State | 1-23-16

### A TEAM MADE 30+ FREE THROWS IN A GAME

A-State ..... 34 (34-42) vs Georgia State | 1-6-20  
Opponent ..... 30 (30-38) by Chattanooga | 11-20-16

### A TEAM MADE 5 OR FEWER FREE THROWS IN A GAME

A-State ..... 5 (5-8) at Coastal Carolina | 1-25-18  
Opponent ..... 4 (4-7) by UT Arlington | 1-2-20

### A TEAM ATTEMPTED 40+ FREE THROWS IN A GAME

A-State ..... 42 vs Georgia State | 1-6-20  
Opponent ..... 42 by North Dakota State | 11-11-16

### A TEAM SHOT 90% OR BETTER FREE THROWS IN A GAME

A-State ..... 100% (23-23) vs Louisiana | 3-9-19  
Opponent ..... 93.3% (14-15) by Omaha | 12-13-17

### A TEAM SHOT 40% OR WORSE FREE THROWS IN A GAME

A-State ..... 35.3% (6-17) vs UAM | 11-6-19  
Opponent ..... 38.5% (5-13) by Georgia Southern | 1-4-18

### A TEAM HAD 20+ OFFENSIVE REBOUNDS IN A GAME

A-State ..... 23 vs FAU | 12-14-18  
Opponent ..... 23 by FAU | 12-14-18

### A TEAM HAD 5 OR FEWER OFFENSIVE REBOUNDS IN A GAME

A-State ..... 5 vs South Alabama | 1-23-20  
Opponent ..... 5 by Troy | 1-11-20

### A TEAM HAD 30+ DEFENSIVE REBOUNDS IN A GAME

A-State ..... 31 at Appalachian State | 1-16-20  
Opponent ..... 31 by Appalachian State | 1-16-20

### A TEAM HAD 50+ TOTAL REBOUNDS IN A GAME

A-State ..... 59 vs FAU | 12-14-18  
Opponent ..... 61 by FAU | 12-14-18

### A TEAM HAD 25 OR FEWER TOTAL REBOUNDS IN A GAME

A-State ..... 21 at Missouri State | 12-11-19  
Opponent ..... 24 by UC Davis | 11-15-19

### A TEAM OUT-REBOUNDED ITS OPPONENT BY 15+

A-State ..... 20 (46-26) at Louisiana | 1-3-19  
Opponent ..... 21 (55-34) by Coastal Carolina | 1-25-18

### A TEAM HAD 20+ ASSISTS IN A GAME

A-State ..... 21 vs South Alabama | 1-23-20  
Opponent ..... 27 by UT Arlington | 1-2-20

### A TEAM HAD 7 OR FEWER ASSISTS IN A GAME

A-State ..... 4 at Missouri State | 12-11-19  
Opponent ..... 5 by South Alabama | 1-23-20

### A TEAM COMMITTED 20+ TURNOVERS IN A GAME

A-State ..... 20 vs Stephen F. Austin | 11-30-19  
Opponent ..... 23 by Troy | 1-11-20

### A TEAM COMMITTED 6 OR FEWER TURNOVERS IN A GAME

A-State ..... 6 vs ULM | 3-7-19  
Opponent ..... 5 by Appalachian State | 1-16-20

### A TEAM HAD 15+ STEALS IN A GAME

A-State ..... 19 vs Troy | 1-11-20  
Opponent ..... 15 by Eastern Michigan | 11-16-17

### A TEAM DID NOT HAVE A STEAL IN A GAME

A-State ..... vs Appalachian State | 2-4-17  
Opponent ..... by Florida Atlantic | 1-26-13

### A TEAM HAD 8+ BLOCKS IN A GAME

A-State ..... 8 vs UT Arlington | 2-16-19  
Opponent ..... 8 by Louisiana | 3-9-19

### A TEAM DID NOT BLOCK A SHOT IN A GAME

A-State ..... at ULM | 3-3-18  
Opponent ..... by Appalachian State | 1-30-20

### A TEAM COMMITTED 30+ FOULS IN A GAME

A-State ..... 30 at Grand Canyon | 11-16-18  
Opponent ..... 30 by Louisiana | 12-18-19

### A TEAM COMMITTED 10 OR FEWER FOULS IN A GAME

A-State ..... 8 vs ULM | 12-29-17  
Opponent ..... 8 by Toledo | 12-17-13

### A TEAM HAD THREE PLAYERS DISQUALIFIED

A-State ..... Brevard, Kus, Matthews  
Opponent ..... 3 players by Little Rock | 2-23-19

### A TEAM SCORED 50+ POINTS IN A HALF

A-State ..... 53 vs Omaha (2nd H) | 12-3-19  
Opponent ..... 52 by Georgia State (1st H) | 1-6-20

### A TEAM HAD 20 OR FEWER POINTS IN A HALF

A-State ..... 16 at Missouri State (1st H) | 12-11-19  
Opponent ..... 20 by Coastal Carolina (1st H) | 1-25-18

### A TEAM SHOT 65% OR BETTER FG IN A HALF

A-State ..... 69.2% (18-26) vs VMI (1st H) | 11-14-19  
Opponent ..... 69.6% (16-23) by Georgia Southern (2nd H) | 3-2-19

### A TEAM SHOT 20% OR WORSE FG IN A HALF

A-State ..... 20.0% (5-25) at Syracuse (2nd H) | 12-22-18  
Opponent ..... 18.2% (6-33) by Little Rock (2nd H) | 1-25-14



# ARKANSAS STATE BASKETBALL

## THE LAST TIME

### A TEAM MADE 8+ 3-POINTERS IN A HALF

A-State ..... 8 (8-13) vs UT Arlington | 2-16-19  
Opponent ..... 8 (8-15) by Georgia State (2nd H) | 2-28-19

### A TEAM MADE 19+ FREE THROWS IN A HALF

A-State ..... 21 (21-23) vs Georgia State (1st H) | 1-6-20  
Opponent ..... 19 (19-22) by Texas State (2nd H) | 2-14-19

### A TEAM DID NOT MAKE A FREE THROW IN A HALF

A-State ..... at South Alabama (0-2, 1st H) | 1-9-20  
Opponent ..... by ULM (0-0, 1st H) | 12-29-17

### A TEAM DID NOT ATTEMPT A FREE THROW IN A HALF

A-State ..... vs Omaha (0-0, 1st H) | 12-3-19  
Opponent ..... by ULM (0-0, 1st H) | 12-29-17

### A PLAYER SCORED 30+ POINTS IN A GAME

A-State ..... 35 by Ty Cockfield vs Louisiana | 3-9-19  
Opponent ..... 32 by Keishawn Brewton (Coastal Carolina) | 1-18-20

### A PLAYER SHOT 100% FG IN A GAME (Min 7 Att.)

A-State ..... 7-7 by Salif Boudie vs Gardner-Webb | 11-25-18  
Opponent ..... 7-7 by Vladimir Brodziansky (TCU) | 12-3-16

### A PLAYER MADE 7+ 3-POINTERS IN A GAME

A-State ..... 7 (7-9) by Grantham Gillard vs ULM | 3-7-19  
Opponent ..... 8 (8-15) by Keishawn Brewton (Coastal Carolina) | 1-18-20

### A PLAYER MADE 12+ FREE THROWS IN A GAME

A-State ..... 12 (12-12) by Ty Cockfield vs Little Rock | 2-23-19  
Opponent ..... 12 (12-14) by Nijal Pearson (Texas State) | 1-19-19

### A PLAYER HAD 7+ OFFENSIVE REBOUNDS IN A GAME

A-State ..... 8 by Malik Brevard vs Idaho | 11-17-19  
Opponent ..... 7 by Tommy Burton (Coastal Carolina) | 1-18-20

### A PLAYER HAD 15+ TOTAL REBOUNDS IN A GAME

A-State ..... 15 by Tamas Bruce vs ULM | 1-2-17  
Opponent ..... 15 by Gavin Kensmil (Stephen F. Austin) | 11-30-19

### A PLAYER HAD 10+ ASSISTS IN A GAME

A-State ..... 13 by Donte Thomas at Central Arkansas | 12-16-16  
Opponent ..... 10 by Josh Hagins (Little Rock) | 3-1-14

### A PLAYER HAD 7+ TURNOVERS IN A GAME

A-State ..... 8 by Ty Cockfield at Louisiana | 1-3-19  
Opponent ..... 7 by Matthew Butler (UT Martin) | 12-5-17

### A PLAYER HAD 6+ STEALS

A-State ..... 7 by Malik Brevard vs Troy | 1-11-20  
Opponent ..... 6 by Georgi Boyanov (South Alabama) | 2-4-16

### A PLAYER PLAYED ALL 40 MINUTES IN REGULATION

A-State ..... Devin Carter/Anthony Livingston at Little Rock | 3-1-16  
Opponent ..... Markquis Nowell (Little Rock) | 2-2-19

## 2019-20 RESULTS

Date	OPPONENT	W/L	SCORE	Record (Sun Belt)	High Points	High Rebounds	High Assists	High Blocks	High Steals	Attendance
Nov. 6	Arkansas-Monticello	W	65-49	1-0	Kus - 17	Matthews - 10	Kus - 4	Two Players - 1	Kus - 4	1,397
Nov. 8	at Ole Miss	L	43-71	1-1	Two Players - 10	Eaton - 6	Eaton - 5	Brevard - 2	Kus - 4	8,009
Nov. 14	VMI	W	71-56	2-1	Kus - 18	Brevard - 10	Kus - 5	Two Players - 1	Two Players - 2	1,104
Nov. 15	UC Davis	W	80-67	3-1	Matthews - 18	Brevard - 11	Two Players - 4	Two Players - 1	Eaton - 3	1,176
Nov. 17	Idaho	W	82-68	4-1	Eaton - 22	Brevard - 14	Matthews - 7	Kus - 3	Four Players - 1	987
Nov. 20	at Colorado State	W	80-78	5-1	Fields - 22	Willis - 6	Two Players - 4	Three Players - 1	Two Players - 2	2,306
Nov. 30	Stephen F. Austin	L	57-76	5-2	Fields - 18	Kus - 8	Fields - 6	Kus - 2	Willis - 3	1,606
Dec. 3	Omaha	W	78-75	6-2	Johnson - 22	Two Players - 7	Fields - 6	Matthews - 2	Willis - 3	1,126
Dec. 7	at Tulsa	W	66-63	7-2	Johnson - 16	Eaton - 6	Fields - 3	Kus - 1	Kus - 2	3,074
Dec. 11	at Missouri State	L	53-75	7-3	Kus - 16	Brevard - 5	Four Players - 1	Matthews - 1	Eaton - 3	3,891
Dec. 18	Louisiana*	W	79-67	8-3 (1-0)	Eaton - 24	Eaton - 9	Two Players - 4	Kus - 4	Fields - 2	1,177
Dec. 21	at ULM*	W	62-59	9-3 (2-0)	Eggleston - 14	Eggleston - 8	Willis - 3	Matthews - 2	Eaton - 4	2,021
Dec. 28	Freed-Hardeman	W	84-73	10-3	Fields - 15	Brevard - 10	Eaton - 4	Eggleston - 2	Kus - 4	1,173
Jan. 2	UT Arlington*	L	52-73	10-4 (2-1)	Eggleston - 10	Two Players - 7	Willis - 3	Four Players - 1	Two Players - 2	1,276
Jan. 4	Texas State*	L	67-70	10-5 (2-2)	Eggleston - 15	Brevard - 8	Fields - 3	Kus - 2	Two Players - 2	1,275
Jan. 6	Georgia State*	W	90-87	11-5 (3-2)	Matthews - 18	Eggleston - 10	Fields - 8	Matthews - 2	Three Players - 2	1,105
Jan. 9	at South Alabama*	L	59-75	11-6 (3-3)	Eaton - 20	Brevard - 8	Fields - 5	Three Players - 1	Fields - 2	1,392
Jan. 11	Troy*	W	76-68 <sup>OT</sup>	12-6 (4-3)	Eaton - 24	Eggleston - 10	Two Players - 5	Kus - 1	Brevard - 7	1,377
Jan. 16	at Appalachian State*	L	80-83 <sup>OT</sup>	12-7 (4-4)	Eggleston - 17	Brevard - 13	Two Players - 3	Two Players - 1	Three Players - 1	1,566
Jan. 18	at Coastal Carolina*	W	80-75	13-7 (5-4)	Eaton - 20	Eggleston - 8	Eaton - 4	Four Players - 1	Four Players - 1	1,313
Jan. 23	South Alabama*	W	75-71	14-7 (6-4)	Eaton - 19	Eggleston - 9	Willis - 6	Eggleston - 2	Two Players - 1	3,119
Jan. 25	at Troy*	W	78-62	15-7 (7-4)	Eggleston - 15	Kus - 10	Eggleston - 4	Kus - 2	Willis - 2	2,538
Jan. 30	Appalachian State*	L	64-71	15-8 (7-5)	Fields - 14	Brevard - 7	Fields - 7	Brevard - 1	Three Players - 2	1,971
Feb. 1	Coastal Carolina*									
Feb. 8	at Little Rock*									
Feb. 13	at UT Arlington*									
Feb. 15	at Texas State*									
Feb. 19	ULM*									
Feb. 22	Little Rock*									
Feb. 26	at Louisiana*									
March 3	at Georgia Southern*									

# ARKANSAS STATE BASKETBALL

## GAME-BY-GAME STATISTICS

OPPONENT	W/L	FG-FGA	PCT	3FG-FGA	PCT	FT-FTA	.PCT	OR	DR	TOT	PF	AST	TO	BLK	STL	1H	2H	OT	PTS
A-State	W	27-58	.466	5-19	.263	6-17	.353	10	24	34	15	20	12	2	9	28	37	-	65
Arkansas-Monticello		17-53	.321	9-26	.346	6-8	.750	13	28	41	23	11	22	1	3	22	27	-	49
A-State	L	15-46	.326	6-19	.316	7-12	.583	6	22	28	19	12	23	2	11	19	24	-	43
at Ole Miss		25-56	.446	8-26	.308	13-20	.650	11	29	40	20	16	15	3	14	39	32	-	71
A-State	W	29-50	.580	3-9	.333	10-14	.714	5	28	33	15	21	13	2	6	40	31	-	71
VMI		19-48	.396	7-24	.292	11-21	.524	7	18	25	16	10	13	0	8	29	27	-	56
A-State	W	28-58	.483	6-16	.375	18-22	.818	13	20	33	16	18	16	2	12	41	39	-	80
UC Davis		25-49	.510	6-20	.300	11-14	.786	6	18	24	18	13	23	0	5	31	36	-	67
A-State	W	31-59	.525	4-12	.333	16-23	.696	12	27	39	17	22	7	5	4	35	47	-	82
Idaho		27-54	.500	4-16	.250	10-17	.588	6	22	28	21	21	8	3	5	43	25	-	68
A-State	W	27-54	.500	13-20	.650	13-19	.684	8	21	29	26	14	10	3	7	33	47	-	80
at Colorado State		28-57	.491	5-19	.263	17-24	.708	9	20	29	16	21	10	6	4	39	39	-	78
A-State	L	15-53	.283	4-17	.235	23-35	.657	11	28	39	22	9	20	4	5	27	30	-	57
Stephen F. Austin		29-58	.500	5-13	.385	13-22	.591	7	35	42	26	12	17	1	11	30	46	-	76
A-State	W	25-55	.455	6-17	.353	22-26	.846	8	21	29	19	17	12	3	9	25	53	-	78
Omaha		26-55	.473	5-11	.455	16-21	.762	11	23	34	23	16	17	0	7	32	41	-	73
A-State	W	23-45	.511	6-14	.429	14-17	.824	5	17	22	16	10	10	1	5	35	31	-	66
at Tulsa		24-47	.511	7-15	.467	8-11	.727	8	20	28	14	12	13	1	4	30	33	-	63
A-State	L	18-48	.375	3-11	.273	14-16	.875	8	13	21	18	4	16	1	6	16	37	-	53
at Missouri State		25-44	.568	6-14	.429	19-23	.826	6	22	28	16	11	14	4	8	34	41	-	75
A-State	W	24-48	.500	4-14	.286	27-41	.659	8	29	37	28	16	13	5	6	37	42	-	79
Louisiana		21-56	.375	4-16	.250	21-30	.700	13	23	36	30	6	14	2	6	35	32	-	67
A-State	W	23-52	.442	4-13	.308	12-15	.800	9	20	29	19	10	11	3	8	23	39	-	62
at ULM		21-45	.467	2-10	.200	15-21	.714	5	23	28	14	12	15	4	5	29	30	-	59
A-State	W	31-66	.470	4-13	.308	18-30	.600	12	29	41	17	17	10	5	9	42	42	-	84
Freed-Hardeman		26-60	.433	12-25	.480	9-14	.643	6	32	38	24	18	16	2	4	32	41	-	73
A-State	L	16-56	.286	2-9	.222	18-28	.643	11	22	33	13	13	7	4	5	24	28	-	52
UT Arlington		31-59	.525	7-19	.368	4-7	.571	8	34	42	21	27	13	1	3	37	36	-	73
A-State	L	17-48	.354	3-12	.250	30-41	.732	10	24	34	28	12	15	4	7	34	33	-	67
Texas State		19-45	.422	3-8	.375	29-36	.806	7	27	34	28	12	16	1	6	41	29	-	70
A-State	W	25-52	.481	6-17	.353	34-42	.810	12	20	32	15	16	9	4	8	41	49	-	90
Georgia State		32-62	.516	9-23	.391	14-17	.824	11	21	32	29	16	12	0	4	52	35	-	87
A-State	L	21-46	.457	7-19	.368	10-13	.769	10	17	27	25	10	18	3	5	24	35	-	59
at South Alabama		23-48	.479	4-7	.571	25-35	.714	13	17	30	17	11	10	1	12	38	37	-	75
A-State	W	22-53	.415	7-21	.333	25-38	.658	11	27	38	17	15	18	1	19	28	33	15	76
Troy		25-55	.455	9-30	.300	9-11	.818	5	27	32	25	10	23	1	6	26	35	7	68
A-State	L	28-66	.424	8-24	.333	16-30	.533	15	31	46	26	14	7	2	3	38	34	8	80
at Appalachian State		24-58	.414	6-24	.250	29-36	.806	7	31	38	21	11	5	2	2	39	33	11	83
A-State	W	21-52	.404	10-24	.417	28-39	.718	15	22	37	21	9	15	4	4	38	42	-	80
at Coastal Carolina		25-59	.424	10-31	.323	15-21	.714	15	22	37	29	13	20	2	9	40	35	-	75
A-State	W	22-44	.500	10-25	.400	21-26	.808	5	24	29	26	21	15	4	2	31	44	-	75
South Alabama		22-44	.500	3-8	.375	24-38	.632	8	20	28	18	5	9	2	8	27	44	-	71
A-State	W	27-52	.519	7-15	.467	17-27	.630	9	28	37	29	18	9	4	4	37	41	-	78
at Troy		17-58	.293	6-24	.250	22-30	.733	16	22	38	22	10	11	4	5	25	37	-	62
A-State	L	20-50	.400	8-21	.381	16-19	.842	8	19	27	21	16	11	1	6	29	35	-	64
Appalachian State		24-48	.500	8-17	.471	15-23	.652	10	23	33	14	13	13	0	3	32	39	-	71
A-State																			
Coastal Carolina																			
A-State																			
at Little Rock																			
A-State																			
at UT Arlington																			
A-State																			
at Texas State																			
A-State																			
ULM																			
A-State																			
Little Rock																			
A-State																			
at Louisiana																			
A-State																			
at Georgia Southern																			

# ARKANSAS STATE BASKETBALL

## POINTS-REBOUNDS-ASSISTS

OPPONENT	0 - Fields	1 - Johnson	2 - Wilson	3 - Brevard	4 - Matthews	5 - Willis	10 - Farrington	11 - Eggleston	12 - Kus	13 - Brown	15 - Scoggins	21 - Felts	23 - Eaton	32 - Jackson
Arkansas-Monticello	<b>3-1-2</b>	0-0-0	5-2-2	<b>4-4-1</b>	<b>10-10-3</b>	10-4-3	0-0-0	--	<b>17-7-4</b>	CD	CD	CD	<b>11-4-3</b>	5-2-2
at Ole Miss	INJ	5-1-3	8-2-1	<b>2-4-0</b>	<b>10-2-0</b>	<b>3-1-1</b>	CD	--	<b>10-2-2</b>	CD	CD	CD	<b>4-6-5</b>	1-2-0
VMI	8-4-3	5-3-1	0-0-0	<b>17-10-1</b>	<b>5-2-3</b>	<b>8-2-3</b>	CD	--	<b>18-9-5</b>	CD	CD	CD	<b>8-1-4</b>	2-2-1
UC Davis	17-1-3	0-0-1	2-0-0	<b>8-11-1</b>	<b>18-3-2</b>	<b>9-1-4</b>	CD	--	<b>16-9-4</b>	CD	0-0-0	CD	<b>8-3-3</b>	3-4-0
Idaho	13-3-3	CD	0-0-1	<b>10-14-4</b>	<b>19-5-7</b>	<b>4-2-1</b>	CD	--	<b>13-12-2</b>	CD	CD	CD	<b>22-3-4</b>	3-0-0
at Colorado State	22-5-4	15-0-4	0-0-0	<b>2-4-1</b>	<b>0-4-2</b>	<b>13-6-2</b>	CD	--	<b>8-0-0</b>	CD	0-0-0	CD	<b>18-4-1</b>	2-1-0
Stephen F. Austin	<b>18-7-6</b>	10-4-0	0-0-0	2-5-0	<b>6-7-1</b>	<b>2-0-1</b>	CD	--	<b>16-8-0</b>	CD	CD	CD	<b>1-6-1</b>	2-2-0
Omaha	16-3-6	22-4-2	CD	<b>8-7-0</b>	<b>9-5-3</b>	<b>3-0-2</b>	CD	--	<b>10-3-1</b>	CD	CD	CD	<b>2-0-2</b>	8-7-1
at Tulsa	<b>8-0-3</b>	16-1-1	0-1-0	<b>7-3-0</b>	<b>10-2-0</b>	<b>2-2-1</b>	CD	--	<b>6-2-1</b>	CD	CD	CD	15-6-2	2-2-2
at Missouri State	<b>2-3-1</b>	13-2-1	CD	<b>0-5-0</b>	<b>15-2-0</b>	<b>4-1-1</b>	CD	--	<b>16-2-0</b>	CD	CD	CD	3-3-1	0-2-0
Louisiana	18-4-4	<b>11-1-3</b>	0-1-0	4-3-1	<b>8-3-1</b>	<b>4-0-1</b>	CD	0-1-0	<b>6-7-1</b>	CD	CD	CD	<b>24-9-4</b>	4-8-1
at ULM	7-3-3	13-3-0	CD	<b>2-1-0</b>	<b>9-6-0</b>	<b>0-1-3</b>	CD	14-8-1	<b>13-4-2</b>	CD	CD	CD	<b>4-3-1</b>	0-0-0
Freed-Hardeman	15-5-2	2-2-2	4-0-0	<b>9-10-0</b>	<b>10-4-0</b>	<b>9-1-3</b>	CD	12-4-3	<b>12-5-3</b>	CD	2-1-0	CD	<b>7-3-4</b>	2-6-0
UT Arlington	7-2-2	0-0-1	0-0-0	<b>6-7-1</b>	<b>4-3-0</b>	<b>5-3-3</b>	CD	10-7-1	<b>6-3-2</b>	CD	CD	CD	<b>8-3-2</b>	6-5-1
Texas State	<b>13-5-3</b>	8-4-1	CD	<b>3-8-0</b>	<b>2-5-2</b>	<b>0-0-0</b>	CD	15-3-1	12-4-3	CD	CD	CD	<b>10-3-2</b>	4-2-0
Georgia State	<b>11-5-8</b>	11-2-2	CD	8-4-0	<b>18-7-1</b>	9-1-1	CD	<b>16-10-0</b>	<b>6-1-2</b>	CD	CD	CD	<b>11-1-2</b>	0-1-0
at South Alabama	<b>3-1-5</b>	5-0-1	CD	2-8-0	<b>11-7-2</b>	5-0-0	CD	<b>4-2-2</b>	<b>9-5-0</b>	CD	CD	CD	<b>20-2-1</b>	0-1-1
Troy	<b>17-5-5</b>	3-2-2	CD	4-10-1	<b>4-2-0</b>	2-0-0	CD	<b>12-10-1</b>	<b>10-6-1</b>	CD	CD	CD	<b>24-2-5</b>	0-0-0
at Appalachian State	<b>11-2-3</b>	13-2-0	CD	9-13-1	<b>0-3-1</b>	6-1-1	CD	<b>17-7-2</b>	<b>8-6-1</b>	CD	CD	CD	<b>13-8-3</b>	3-2-2
at Coastal Carolina	<b>3-1-1</b>	17-4-0	CD	2-2-0	<b>3-6-0</b>	13-2-0	CD	<b>13-8-2</b>	<b>4-7-2</b>	CD	0-0-0	CD	<b>20-2-4</b>	5-2-0
South Alabama	<b>3-0-1</b>	10-0-5	CD	<b>8-6-0</b>	<b>6-1-4</b>	17-3-6	CD	<b>3-9-1</b>	5-4-0	CD	CD	CD	<b>19-4-4</b>	4-2-0
at Troy	<b>8-2-3</b>	12-2-3	2-0-0	4-0-0	<b>11-2-2</b>	11-3-0	CD	<b>15-9-4</b>	<b>8-10-1</b>	CD	2-0-0	CD	<b>5-2-3</b>	0-2-2
Appalachian State	<b>14-2-7</b>	10-4-3	CD	<b>10-7-2</b>	<b>6-4-1</b>	4-1-0	CD	<b>7-1-1</b>	9-4-0	CD	INJ	CD	<b>4-1-2</b>	0-3-0
Coastal Carolina														
at Little Rock														
at UT Arlington														
at Texas State														
ULM														
Little Rock														
at Louisiana														
at Georgia Southern														

**Bold** - Start | CD -Coach's Decision | INJ - Injury

## STARTING LINEUP

OPPONENT	G	G	G/F	G/F	F	Record
Arkansas-Monticello	Fields	Eaton	Kus	Brevard	Matthews	1-0
at Ole Miss	Eaton	Willis	Kus	Brevard	Matthews	0-1
VMI	Eaton	Willis	Kus	Brevard	Matthews	1-1
UC Davis	Eaton	Willis	Kus	Brevard	Matthews	2-1
Idaho	Eaton	Willis	Kus	Brevard	Matthews	3-1
at Colorado State	Eaton	Willis	Kus	Brevard	Matthews	4-1
Stephen F. Austin	Fields	Eaton	Willis	Kus	Matthews	0-1
Omaha	Eaton	Willis	Kus	Brevard	Matthews	5-1
at Tulsa	Fields	Willis	Kus	Brevard	Matthews	1-0
at Missouri State	Fields	Willis	Kus	Brevard	Matthews	1-1
Louisiana	Eaton	Johnson	Willis	Kus	Matthews	1-0
at ULM	Eaton	Willis	Kus	Brevard	Matthews	6-1
Freed-Hardeman	Eaton	Willis	Kus	Brevard	Matthews	7-1
UT Arlington	Eaton	Willis	Kus	Brevard	Matthews	7-2
Texas State	Fields	Eaton	Willis	Brevard	Matthews	0-1
Georgia State	Fields	Eaton	Eggleston	Kus	Matthews	1-0
at South Alabama	Fields	Eaton	Eggleston	Kus	Matthews	1-1
Troy	Fields	Eaton	Eggleston	Kus	Matthews	2-1
at Appalachian State	Fields	Eaton	Eggleston	Kus	Matthews	2-2
at Coastal Carolina	Fields	Eaton	Eggleston	Kus	Matthews	3-2
South Alabama	Fields	Eaton	Eggleston	Brevard	Matthews	1-0
at Troy	Fields	Eaton	Eggleston	Kus	Matthews	4-2
Appalachian State	Fields	Eaton	Eggleston	Brevard	Matthews	1-1
Coastal Carolina						
at Little Rock						
at UT Arlington						
at Texas State						
ULM						
Little Rock						
at Louisiana						
at Georgia Southern						

## SPECIALTY STATS

OPPONENT	PAINT	OFF TURNOVER	2ND CHANCE	FAST BREAK	BENCH POINTS
Arkansas-Monticello	38 / 10	30 / 15	5 / 4	11 / 2	20 / 8
at Ole Miss	14 / 30	13 / 21	0 / 12	3 / 8	14 / 16
VMI	48 / 22	16 / 11	4 / 9	6 / 0	15 / 18
UC Davis	40 / 34	24 / 8	16 / 5	9 / 0	22 / 10
Idaho	46 / 32	10 / 8	10 / 5	6 / 3	16 / 15
at Colorado State	22 / 44	17 / 17	14 / 3	9 / 21	39 / 24
Stephen F. Austin	20 / 48	9 / 18	8 / 8	15 / 12	14 / 28
Omaha	36 / 34	17 / 17	10 / 10	14 / 4	46 / 24
at Tulsa	22 / 30	20 / 9	4 / 9	9 / 2	33 / 16
at Missouri State	24 / 30	12 / 23	7 / 7	0 / 4	16 / 24
Louisiana	34 / 32	21 / 16	8 / 13	12 / 2	26 / 12
at ULM	32 / 22	13 / 9	6 / 6	18 / 6	34 / 11
Freed-Hardeman	40 / 20	15 / 5	12 / 2	28 / 9	37 / 27
UT Arlington	24 / 32	6 / 10	11 / 7	8 / 2	23 / 34
Texas State	20 / 22	10 / 9	10 / 7	13 / 6	39 / 22
Georgia State	36 / 36	10 / 14	11 / 14	8 / 13	28 / 34
at South Alabama	22 / 32	4 / 23	15 / 18	2 / 8	12 / 6
Troy	22 / 26	30 / 11	9 / 4	30 / 7	9 / 21
at Appalachian State	32 / 34	8 / 12	16 / 12	9 / 9	31 / 20
at Coastal Carolina	16 / 28	21 / 23	13 / 19	11 / 30	37 / 15
South Alabama	24 / 30	7 / 13	4 / 8	5 / 13	36 / 11
at Troy	36 / 22	18 / 7	7 / 13	15 / 2	31 / 42
Appalachian State	20 / 28	16 / 13	9 / 14	9 / 6	23 / 7
Coastal Carolina					
at Little Rock					
at UT Arlington					
at Texas State					
ULM					
Little Rock					
at Louisiana					
at Georgia Southern					
Totals	-10	+35	0	+81	+156

## FREE-THROW PROFICIENCY

### One-And-One (first free throw of one-and-one)

#	Player	FT-FTA	PCT
0	Caleb Fields	7-8	.875
1	Jerry Johnson Jr.	3-3	1.000
2	Kobe Wilson	-	---
3	Malik Brevard	2-4	.500
4	J.J. Matthews	3-6	.500
5	Christian Willis	1-1	1.000
10	Malcolm Farrington	-	---
11	Melo Eggleston	2-4	.500
12	Canberk Kus	1-2	.500
13	J'Sebian Brown	-	---
15	Jake Scoggins	-	---
21	Avery Felts	-	---
23	Marquis Eaton	5-7	.714
32	Antwon Jackson	3-5	.600
	<b>Team</b>	<b>27-40</b>	<b>.675</b>

### THREE-POINT PLAY (free throw to complete 3 or 4 point play)

#	Player	FT-FTA	PCT
0	Caleb Fields	6-8	.750
1	Jerry Johnson Jr.	3-3	1.000
2	Kobe Wilson	-	---
3	Malik Brevard	2-3	.667
4	J.J. Matthews	6-10	.600
5	Christian Willis	2-4	.500
10	Malcolm Farrington	-	---
11	Melo Eggleston	1-1	1.000
12	Canberk Kus	3-4	.750
13	J'Sebian Brown	-	---
15	Jake Scoggins	0-1	.000
21	Avery Felts	-	---
23	Marquis Eaton	4-5	.800
32	Antwon Jackson	2-2	1.000
	<b>Team</b>	<b>30-42</b>	<b>.714</b>

### CRUNCH TIME (final 2 minutes within 10 points and in overtime)

#	Player	FT-FTA	PCT
0	Caleb Fields	13-19	.684
1	Jerry Johnson Jr.	5-5	1.000
2	Kobe Wilson	-	---
3	Malik Brevard	3-6	.500
4	J.J. Matthews	-	---
5	Christian Willis	1-2	.500
10	Malcolm Farrington	-	---
11	Melo Eggleston	9-10	.900
12	Canberk Kus	6-8	.750
13	J'Sebian Brown	-	---
15	Jake Scoggins	-	---
21	Avery Felts	-	---
23	Marquis Eaton	16-18	.875
32	Antwon Jackson	2-2	1.000
	<b>Team</b>	<b>55-70</b>	<b>.786</b>

# ARKANSAS STATE BASKETBALL

**0 CALEB FIELDS** | G | 6-0 | 190 | FR | Lewisburg, Tenn. / Aspire Academy

				Field Goals		3-Point		F-Throws		Rebounds										Scoring	
SEASON	TEAM	GP-GS	MIN/AVG	FG-FGA	FG%	3FG-FGA	3FG%	FT-FTA	FT%	OFF	DEF	TOT	AVG	PF-FO	AST	TO	BLK	STL		PTS	AVG
2019-20	ASU	22-13	695/31.6	62-156	.397	21-54	.389	92-134	.687	9	55	64	2.9	34-0	78	44	1	20		237	10.8
<b>TOTAL</b>		<b>22-13</b>	<b>695/31.6</b>	<b>62-156</b>	<b>.397</b>	<b>21-54</b>	<b>.389</b>	<b>92-134</b>	<b>.687</b>	<b>9</b>	<b>55</b>	<b>64</b>	<b>2.9</b>	<b>34-0</b>	<b>78</b>	<b>44</b>	<b>1</b>	<b>20</b>		<b>237</b>	<b>10.8</b>

## Single Game Highs

Statistic	Value	
Points	22	at Colorado St. 11/20/19
Rebounds	7	vs SFA 11/30/19
Assists	8	vs Georgia St. 01/06/20
Steals	2	8 times
Blocks	1	at La.-Monroe 12/21/19
FG Made	7	at Colorado St. 11/20/19
FG Attempts	14	at Colorado St. 11/20/19
3FG Made	3	at Colorado St. 11/20/19, vs Appalachian St. 01/30/20, vs Troy 01/11/20
3FG Attempts	6	vs Appalachian St. 01/30/20
FT Made	10	vs SFA 11/30/19, vs Omaha 12/03/19, vs Texas St. 01/04/20
FT Attempts	16	vs Texas St. 01/04/20

**1 JERRY JOHNSON JR** | G | 6-2 | 225 | SR | Memphis, Tenn. / Chattanooga

				Field Goals		3-Point		F-Throws		Rebounds										Scoring	
SEASON	TEAM	GP-GS	MIN/AVG	FG-FGA	FG%	3FG-FGA	3FG%	FT-FTA	FT%	OFF	DEF	TOT	AVG	PF-FO	AST	TO	BLK	STL		PTS	AVG
2015-16	Fairf	28-1	536/19.1	75-172	.436	43-107	.402	39-56	.696	12	63	75	2.7	37-0	39	40	2	22		232	8.3
2016-17	Fairf	27-13	774/28.7	101-263	.384	62-184	.337	43-58	.741	8	83	91	3.4	54-0	39	28	2	19		307	11.4
2018-19	UTC	32-32	829/25.9	110-287	.383	55-163	.337	41-52	.788	19	93	112	3.5	65-0	74	52	0	28		316	9.9
2019-20	ASU	22-1	479/21.8	57-149	.383	38-102	.373	49-58	.845	5	36	41	1.9	30-0	36	29	0	10		201	9.1
<b>TOTAL FOR ASU</b>		<b>22-1</b>	<b>479/21.8</b>	<b>57-149</b>	<b>.383</b>	<b>38-102</b>	<b>.373</b>	<b>49-58</b>	<b>.845</b>	<b>5</b>	<b>36</b>	<b>41</b>	<b>1.9</b>	<b>30-0</b>	<b>36</b>	<b>29</b>	<b>0</b>	<b>10</b>		<b>201</b>	<b>9.1</b>
<b>TOTAL</b>		<b>109-47</b>	<b>2619/24.0</b>	<b>343-871</b>	<b>.394</b>	<b>198-556</b>	<b>.356</b>	<b>172-224</b>	<b>.768</b>	<b>44</b>	<b>275</b>	<b>319</b>	<b>2.9</b>	<b>186-0</b>	<b>188</b>	<b>149</b>	<b>4</b>	<b>79</b>		<b>1056</b>	<b>9.7</b>

## Single Game Highs

Statistic	Value	
Points	26	at Samford 02/16/19, at Iona 01/20/17
Rebounds	9	at Iona 01/20/17
Assists	6	at The Citadel 02/21/19, vs VMI 12/09/18
Steals	5	vs Hiwassee 11/27/18, at UMES 11/24/15
Blocks	1	4 times
FG Made	10	at Iona 01/20/17
FG Attempts	20	at Samford 02/16/19
3FG Made	8	at Samford 02/16/19
3FG Attempts	14	at Samford 02/16/19
FT Made	9	at NC State 12/18/16
FT Attempts	9	at NC State 12/18/16



# ARKANSAS STATE BASKETBALL

**2 KOBE WILSON** | G | 6-2 | 180 | SO | Palestine, Texas / Atascocita HS

				Field Goals		3-Point		F-Throws		Rebounds									Scoring	
SEASON	TEAM	GP-GS	MIN/AVG	FG-FGA	FG%	3FG-FGA	3FG%	FT-FTA	FT%	OFF	DEF	TOT	AVG	PF-FO	AST	TO	BLK	STL	PTS	AVG
2018-19	ASU	25-0	247/9.9	19-64	.297	13-41	.317	8-14	.571	2	12	14	0.6	26-1	9	13	1	4	59	2.4
2019-20	ASU	12-0	90/7.5	6-28	.214	3-14	.214	6-6	1.000	0	6	6	0.5	1-0	4	6	0	2	21	1.8
<b>TOTAL</b>		<b>37-0</b>	<b>337/9.1</b>	<b>25-92</b>	<b>.272</b>	<b>16-55</b>	<b>.291</b>	<b>14-20</b>	<b>.700</b>	<b>2</b>	<b>18</b>	<b>20</b>	<b>0.5</b>	<b>27-1</b>	<b>13</b>	<b>19</b>	<b>1</b>	<b>6</b>	<b>80</b>	<b>2.2</b>

## Single Game Highs

Statistic	Value	
Points	10	vs Harding 12/29/18
Rebounds	3	vs Evansville 12/04/18
Assists	3	vs Missouri St. 12/18/18
Steals	1	6 times
Blocks	1	vs Harding 12/29/18
FG Made	3	vs Evansville 12/04/18, vs Harding 12/29/18
FG Attempts	9	vs Ark.-Monticello 11/06/19
3FG Made	2	5 times
3FG Attempts	5	vs Ark.-Monticello 11/06/19
FT Made	3	vs Evansville 12/04/18
FT Attempts	3	vs Evansville 12/04/18, vs South Alabama 01/10/19

**3 MALIK BREVARD** | F | 6-8 | 210 | SR | Charlotte, N.C. / Palm Beach State College

				Field Goals		3-Point		F-Throws		Rebounds									Scoring	
SEASON	TEAM	GP-GS	MIN/AVG	FG-FGA	FG%	3FG-FGA	3FG%	FT-FTA	FT%	OFF	DEF	TOT	AVG	PF-FO	AST	TO	BLK	STL	PTS	AVG
2018-19	ASU	30-11	497/16.6	42-81	.519	1-7	.143	14-28	.500	49	82	131	4.4	70-1	17	32	19	19	99	3.3
2019-20	ASU	23-15	480/20.9	56-85	.659	0-2	.000	19-33	.576	57	89	146	6.3	78-7	14	34	10	19	131	5.7
<b>TOTAL</b>		<b>53-26</b>	<b>977/18.4</b>	<b>98-166</b>	<b>.590</b>	<b>1-9</b>	<b>.111</b>	<b>33-61</b>	<b>.541</b>	<b>106</b>	<b>171</b>	<b>277</b>	<b>5.2</b>	<b>148-8</b>	<b>31</b>	<b>66</b>	<b>29</b>	<b>38</b>	<b>230</b>	<b>4.3</b>

## Single Game Highs

Statistic	Value	
Points	17	vs VMI 11/14/19
Rebounds	14	vs Idaho 11/17/19
Assists	4	vs Idaho 11/17/19
Steals	7	vs Troy 01/11/20
Blocks	3	vs Harding 12/29/18
FG Made	8	vs VMI 11/14/19
FG Attempts	10	vs Idaho 11/17/19
3FG Made	1	at UT Arlington 01/17/19
3FG Attempts	2	vs Mo. Baptist 11/12/18
FT Made	5	vs Eastern Ill. 11/24/18
FT Attempts	7	vs Eastern Ill. 11/24/18

# ARKANSAS STATE BASKETBALL

## 4 J.J. MATTHEWS | F | 6-9 | 235 | rJR | Richmond, Va. / Moberly Area CC

				Field Goals		3-Point		F-Throws		Rebounds										Scoring	
SEASON	TEAM	GP-GS	MIN/AVG	FG-FGA	FG%	3FG-FGA	3FG%	FT-FTA	FT%	OFF	DEF	TOT	AVG	PF-FO	AST	TO	BLK	STL		PTS	AVG
2018-19	ASU	27-7	375/13.9	60-117	.513	0-0	.000	40-61	.656	40	46	86	3.2	69-2	10	39	15	8		160	5.9
2019-20	ASU	23-23	502/21.8	72-131	.550	0-0	.000	50-77	.649	36	59	95	4.1	77-7	35	35	15	11		194	8.4
TOTAL		50-30	876/17.5	132-248	.532	0-0	.000	90-138	.652	76	105	181	3.6	146-9	45	74	30	19		354	7.1

### Single Game Highs

Statistic	Value	
Points	19	vs Idaho 11/17/19
Rebounds	10	vs Ark.-Monticello 11/06/19
Assists	7	vs Idaho 11/17/19
Steals	3	vs UT Arlington 02/16/19
Blocks	2	6 times
FG Made	9	vs UC Davis 11/15/19
FG Attempts	12	vs UC Davis 11/15/19
FT Made	8	vs Georgia St. 01/06/20
FT Attempts	10	at Troy 02/09/19, vs Georgia St. 01/06/20

## 5 CHRISTIAN WILLIS | G | 6-1 | 190 | rJR | Belleville, Ill. / Christian Brothers College HS

				Field Goals		3-Point		F-Throws		Rebounds										Scoring	
SEASON	TEAM	GP-GS	MIN/AVG	FG-FGA	FG%	3FG-FGA	3FG%	FT-FTA	FT%	OFF	DEF	TOT	AVG	PF-FO	AST	TO	BLK	STL		PTS	AVG
2016-17	ASU	10-0	43/4.3	4-10	.400	2-6	.333	1-3	.333	1	4	5	0.5	7-0	2	7	0	1		11	1.1
2017-18	ASU	1-0	8/8.0	1-3	.333	0-1	.000	0-0	.000	1	0	1	1.0	0-0	0	1	0	0		2	2.0
2018-19	ASU	25-6	319/12.8	32-80	.400	8-31	.258	21-27	.778	13	14	27	1.1	40-0	15	15	1	3		93	3.7
2019-20	ASU	23-14	478/20.8	47-88	.534	21-41	.512	26-38	.684	9	26	35	1.5	53-1	37	26	2	15		141	6.1
TOTAL		59-20	849/14.4	84-181	.464	31-79	.392	48-68	.706	24	44	68	1.2	100-1	54	49	3	19		247	4.2

### Single Game Highs

Statistic	Value	
Points	17	vs South Alabama 01/23/20
Rebounds	6	vs Mo. Baptist 11/12/18, at Colorado St. 11/20/19
Assists	6	vs South Alabama 01/23/20
Steals	3	vs SFA 11/30/19, vs Omaha 12/03/19
Blocks	1	vs Mo. Baptist 11/12/18, vs Idaho 11/17/19, at Colorado St. 11/20/19
FG Made	6	vs South Alabama 01/23/20
FG Attempts	10	at South Alabama 03/12/19
3FG Made	3	at Coastal Carolina 01/18/20, vs South Alabama 01/23/20
3FG Attempts	5	vs Evansville 12/04/18, vs Missouri St. 12/18/18, vs Ark.-Monticello 11/06/19
FT Made	5	vs Eastern Ill. 11/24/18
FT Attempts	6	vs Eastern Ill. 11/24/18, vs UT Arlington 01/02/20

## 10 MALCOLM FARRINGTON | G | 6-4 | 200 | Fr | West Palm Beach, Fla. / DME Academy

				Field Goals		3-Point		F-Throws		Rebounds										Scoring	
SEASON	TEAM	GP-GS	MIN/AVG	FG-FGA	FG%	3FG-FGA	3FG%	FT-FTA	FT%	OFF	DEF	TOT	AVG	PF-FO	AST	TO	BLK	STL	PTS	AVG	
2019-20	ASU	1-0	3/3.0	0-1	.000	0-1	.000	0-0	.000	0	0	0	0.0	1-0	0	0	0	0	0	0.0	
TOTAL		1-0	3/3.0	0-1	.000	0-1	.000	0-0	.000	0	0	0	0.0	1-0	0	0	0	0	0	0.0	

### Single Game Highs

Statistic		Value	
FG Attempts		1	vs Ark.-Monticello 11/06/19
3FG Attempts		1	vs Ark.-Monticello 11/06/19

## 11 MELO EGGLESTON | G | 6-8 | 200 | rSO | Suitland, Md. / Wake Forest

				Field Goals		3-Point		F-Throws		Rebounds									Scoring	
SEASON	TEAM	GP-GS	MIN/AVG	FG-FGA	FG%	3FG-FGA	3FG%	FT-FTA	FT%	OFF	DEF	TOT	AVG	PF-FO	AST	TO	BLK	STL	PTS	AVG
2017-18	Wake	21-0	105/5.0	7-20	.350	0-3	.000	7-13	.538	6	18	24	1.1	12-0	4	4	2	3	21	1.0
2019-20	ASU	13-8	301/23.1	47-114	.412	5-22	.227	39-60	.650	20	59	79	6.1	36-2	17	24	7	8	138	10.6
TOTAL FOR ASU		13-8	301/23.1	47-114	.412	5-22	.227	39-60	.650	20	59	79	6.1	36-2	17	24	7	8	138	10.6
TOTAL		34-8	406/11.9	54-134	.403	5-25	.200	46-73	.630	26	77	103	3.0	48-2	21	28	9	11	159	4.7

### Single Game Highs

Statistic	Value	
Points	17	at Appalachian St. 01/16/20
Rebounds	10	vs Georgia St. 01/06/20, vs Troy 01/11/20
Assists	4	at Troy 01/25/20
Steals	2	vs Richmond 12/02/17, vs UT Arlington 01/02/20, vs Troy 01/11/20
Blocks	2	vs Army West Point 12/08/17, vs Freed-Hardeman 12/28/19, vs South Alabama 01/23/20
FG Made	7	at Appalachian St. 01/16/20
FG Attempts	15	at Appalachian St. 01/16/20
3FG Made	2	at Appalachian St. 01/16/20
3FG Attempts	5	at Appalachian St. 01/16/20
FT Made	7	vs Georgia St. 01/06/20
FT Attempts	10	vs Georgia St. 01/06/20, at Coastal Carolina 01/18/20

**12 CANBERK KUS** | G | 6-6 | 205 | SR | Istanbul, Turkey / College of Central Florida

				Field Goals		3-Point		F-Throws		Rebounds										Scoring	
SEASON	TEAM	GP-GS	MIN/AVG	FG-FGA	FG%	3FG-FGA	3FG%	FT-FTA	FT%	OFF	DEF	TOT	AVG	PF-FO	AST	TO	BLK	STL	PTS	AVG	
2018-19	ASU	24-0	394/16.4	47-125	.376	15-54	.278	26-31	.839	14	46	60	2.5	50-1	25	33	16	18	135	5.6	
2019-20	ASU	23-20	586/25.5	89-196	.454	18-61	.295	41-56	.732	32	88	120	5.2	67-2	37	39	23	27	237	10.3	
TOTAL		47-20	980/20.9	136-321	.424	33-115	.287	67-87	.770	46	134	180	3.8	117-3	62	72	39	45	372	7.9	

## Single Game Highs

Statistic	Value	
Points	18	vs VMI 11/14/19
Rebounds	12	vs Idaho 11/17/19
Assists	5	vs VMI 11/14/19
Steals	4	vs Ark.-Monticello 11/06/19, at Ole Miss 11/08/19, vs Freed-Hardeman 12/28/19
Blocks	4	vs Louisiana 12/18/19
FG Made	8	vs Ark.-Monticello 11/06/19, vs VMI 11/14/19
FG Attempts	13	vs Ark.-Monticello 11/06/19, vs Idaho 11/17/19
3FG Made	3	at Troy 02/09/19, vs SFA 11/30/19
3FG Attempts	6	vs UNCW 11/23/18
FT Made	7	vs Mo. Baptist 11/12/18
FT Attempts	8	vs Troy 01/11/20

**15 JAKE SCOGGINS** | F | 6-9 | 220 | rJR | Benton, Ark. / Benton HS

				Field Goals		3-Point		F-Throws		Rebounds										Scoring	
SEASON	TEAM	GP-GS	MIN/AVG	FG-FGA	FG%	3FG-FGA	3FG%	FT-FTA	FT%	OFF	DEF	TOT	AVG	PF-FO	AST	TO	BLK	STL	PTS	AVG	
2017-18	ASU	24-1	157/6.5	11-24	.458	0-0	.000	2-8	.250	7	19	26	1.1	35-0	3	8	1	3	24	1.0	
2018-19	ASU	8-2	62/7.7	4-7	.571	0-0	.000	1-4	.250	2	4	6	0.8	9-0	4	3	0	3	9	1.1	
2019-20	ASU	5-0	20/4.0	2-7	.286	0-0	.000	0-1	.000	1	0	1	0.2	4-0	0	1	0	1	4	0.8	
TOTAL		37-3	238/6.4	17-38	.447	0-0	.000	3-13	.231	10	23	33	0.9	48-0	7	12	1	7	37	1.0	

## Single Game Highs

Statistic	Value	
Points	4	at Indiana 11/22/17, vs Howard 11/20/17, vs Culver-Stockton 12/22/17
Rebounds	4	at Grand Canyon 11/16/18
Assists	3	at Grand Canyon 11/16/18
Steals	2	vs Coastal Carolina 02/24/18
Blocks	1	at Appalachian St. 01/27/18
FG Made	2	at Indiana 11/22/17, vs Howard 11/20/17, vs Culver-Stockton 12/22/17
FG Attempts	4	vs Freed-Hardeman 12/28/19
FT Made	1	at Abilene Christian 11/09/18, at Coastal Carolina 01/25/18, vs Coastal Carolina 02/24/18
FT Attempts	2	6 times



# ARKANSAS STATE BASKETBALL

## 23 MARQUIS EATON | G | 6-2 | 195 | JR | Helena, Ark. / Jonesboro HS

				Field Goals		3-Point		F-Throws		Rebounds										Scoring	
SEASON	TEAM	GP-GS	MIN/AVG	FG-FGA	FG%	3FG-FGA	3FG%	FT-FTA	FT%	OFF	DEF	TOT	AVG	PF-FO	AST	TO	BLK	STL	PTS	AVG	
2017-18	ASU	32-11	641/20.0	69-176	.392	13-47	.277	45-54	.833	10	40	50	1.6	52-0	69	50	6	26	196	6.1	
2018-19	ASU	32-27	1023/32.0	123-331	.372	40-126	.317	73-96	.760	26	79	105	3.3	78-0	91	83	11	28	359	11.2	
2019-20	ASU	23-21	709/30.8	79-218	.362	30-84	.357	73-93	.785	14	65	79	3.4	55-0	63	40	4	33	261	11.3	
TOTAL		87-59	2373/27.3	271-725	.374	83-257	.323	191-243	.786	50	184	234	2.7	185-0	223	173	21	87	816	9.4	

### Single Game Highs

Statistic	Value	
Points	26	vs UT Arlington 02/16/19
Rebounds	9	vs Fla. Atlantic 12/14/18, vs Louisiana 12/18/19
Assists	8	vs Appalachian St. 01/24/19
Steals	5	vs Troy 01/11/20
Blocks	2	vs Louisiana 03/09/19
FG Made	9	vs UT Arlington 02/16/19
FG Attempts	17	vs UNCW 11/23/18, vs Fla. Atlantic 12/14/18, vs Troy 01/11/20
3FG Made	5	vs Harding 12/29/18
3FG Attempts	9	at La.-Monroe 01/05/19
FT Made	9	vs Louisiana 12/18/19
FT Attempts	14	vs Louisiana 12/18/19

## 32 ANTWON JACKSON | F | 6-7 | 265 | FR | Las Vegas, Nev. / Ed W. Clark HS

				Field Goals		3-Point		F-Throws		Rebounds										Scoring	
SEASON	TEAM	GP-GS	MIN/AVG	FG-FGA	FG%	3FG-FGA	3FG%	FT-FTA	FT%	OFF	DEF	TOT	AVG	PF-FO	AST	TO	BLK	STL	PTS	AVG	
2019-20	ASU	23-0	313/13.6	18-38	.474	0-0	.000	20-34	.588	24	34	58	2.5	31-0	13	17	7	14	56	2.4	
TOTAL		23-0	313/13.6	18-38	.474	0-0	.000	20-34	.588	24	34	58	2.5	31-0	13	17	7	14	56	2.4	

### Single Game Highs

Statistic	Value	
Points	8	vs Omaha 12/03/19
Rebounds	8	vs Louisiana 12/18/19
Assists	2	4 times
Steals	3	at Ole Miss 11/08/19
Blocks	1	7 times
FG Made	4	vs Omaha 12/03/19
FG Attempts	5	vs UT Arlington 01/02/20
FT Made	5	at Coastal Carolina 01/18/20
FT Attempts	8	at Coastal Carolina 01/18/20

# ARKANSAS STATE BASKETBALL

## Game 1

Ark-Monticello 43 - 0-0-0 GAC

#	Player	Total	3-Pt	Rebounds	FG-FGA	FT-FTA	Off	Def	TP	PF	TP	A	TO	Bk	Sll	Min
23	Sturom	1	2-8	0-0	1-1	2	2	4	4	5	1	3	0	0	1	16
25	Kwame McBean	9	1-1	0-0	0-0	1	4	5	5	2	0	2	0	0	0	24
9	KJ Lesure	6	2-4	0-3	0-1	1	6	7	1	0	3	0	2	0	0	24
10	Wayne King	8	6-12	5-9	2-2	3	4	7	3	19	2	1	0	1	0	31
15	Marcus Gilbert	8	6-15	3-9	0-0	4	2	6	1	15	1	7	0	0	0	37
8	Austin Hardy	15	1-5	1-5	2-2	0	4	4	4	5	1	0	0	0	0	17
22	Jeremiah Alexander	8	0-2	0-0	0-1	0	3	3	0	0	0	2	0	0	0	10
26	Denzel McCutley	16	0-0	0-0	1-2	2	3	5	4	3	0	1	0	0	0	23
12	Kyon Craddock	0-0	0-0	0-0	0	0	0	0	0	0	0	1	0	0	0	6
8	Nediga Dipp	0-0	0-0	0-0	0	0	0	0	0	0	0	0	0	0	0	2
Team					0	0	0	0	0	1						
Totals		17-53	9-25	6-8	13	28	41	23	49	11	22	1	3	0	0	200
FG % 1st Half:	8-24	33.3%	2nd half:	9-29	31.0%	Game:	17-53	32.1%	Deatball							
3FG % 1st Half:	5-13	38.5%	2nd half:	4-13	30.8%	Game:	9-26	34.6%	Rebounds							
FT % 1st Half:	1-1	33.3%	2nd half:	5-10	50.0%	Game:	6-17	75.0%	1							

Arkansas State 65 - 1-0-0 Sun Belt

#	Player	Total	3-Pt	Rebounds	FG-FGA	FT-FTA	Off	Def	TP	PF	TP	A	TO	Bk	Sll	Min
03	Brevard, Malik	1	2-3	0-0	0-2	1	3	4	2	4	1	3	0	1	0	21
04	Matthews, J.J.	1	4-8	0-0	2-4	3	7	10	2	0	4	5	0	0	0	25
09	Fields, Caleb	8	1-3	0-2	1-4	1	1	1	0	2	10	2	0	0	0	17
12	Kus, Canberk	9	8-13	1-3	0-0	1	6	7	4	17	4	1	1	4	0	27
23	Eaton, Marquis	12	0-1	2-3	0	4	4	3	1	3	4	0	0	0	0	31
01	Johnson, Jerry	0-3	0-0	0-0	0	0	0	0	0	0	2	0	0	0	0	9
02	Wilson, Kobe	2-9	1-5	0-0	0	2	2	0	5	2	1	0	0	0	0	23
05	Wills, Christian	4-8	2-5	0-1	3	1	4	2	10	3	1	0	0	0	0	29
16	Farrington, Malcolm	0-1	0-0	0-0	0	0	0	1	1	0	0	0	0	0	0	3
32	Jackson, Antwon	2-2	0-0	1-3	2	2	0	1	5	2	0	1	0	0	0	15
Team					0	0	0	0								
Totals		27-58	5-19	1-7	10	24	34	15	65	20	12	2	9	0	0	200
FG % 1st Half:	12-27	44.4%	2nd half:	14-31	45.2%	Game:	26-58	44.8%	Deatball							
3FG % 1st Half:	2-8	25.0%	2nd half:	2-8	25.0%	Game:	4-16	25.0%	Rebounds							
FT % 1st Half:	1-9	11.1%	2nd half:	5-16	31.3%	Game:	6-17	35.3%	4							

Officials: Chris Chumley, John Dillon, Byron Janett  
Technical fouls: Ark-Monticello None, Arkansas State-None  
Attendance: 1397

Score by periods	1st	2nd	Total
Ark-Monticello	22	27	49
Arkansas State	28	37	65

## Game 2

Arkansas State 43 - 1-1

#	Player	Total	3-Pt	Rebounds	FG-FGA	FT-FTA	Off	Def	TP	PF	TP	A	TO	Bk	Sll	Min
03	Brevard, Malik	1	1-1	0-0	0-1	0	4	4	5	2	0	5	2	0	0	23
04	Matthews, J.J.	1	4-8	0-0	2-3	0	2	2	4	10	0	1	0	1	0	21
05	Wills, Christian	9	1-2	0-0	0-0	2	1	3	3	1	0	0	1	0	0	21
12	Kus, Canberk	9	4-12	1-4	1-2	0	2	2	10	2	3	0	4	0	0	31
23	Eaton, Marquis	9	1-7	1-4	1-2	0	6	6	1	4	5	4	0	1	0	33
01	Johnson, Jerry	2-9	1-5	0-0	0	1	1	3	5	3	0	0	0	0	0	24
02	Wilson, Kobe	2-4	2-2	0	2	2	1	8	1	2	0	1	0	0	0	34
32	Jackson, Antwon	0-1	0-0	1-2	1	2	0	1	0	3	0	0	0	0	0	23
Team					0	0	0	0								
Totals		15-46	6-19	7-12	6	22	28	19	43	12	23	2	11	0	0	200
FG % 1st Half:	7-20	35.0%	2nd half:	8-26	30.8%	Game:	15-46	32.6%	Deatball							
3FG % 1st Half:	4-10	40.0%	2nd half:	2-9	22.2%	Game:	6-19	31.6%	Rebounds							
FT % 1st Half:	1-3	33.3%	2nd half:	6-9	66.7%	Game:	7-12	58.3%	1							

Ole Miss 71 - 1-0

#	Player	Total	3-Pt	Rebounds	FG-FGA	FT-FTA	Off	Def	TP	PF	TP	A	TO	Bk	Sll	Min
03	Sy, Khadim	1	3-6	0-0	2-2	2	2	4	3	8	1	1	0	1	0	20
05	Buffen, K.J.	1	5-6	1-1	5-8	2	7	9	3	16	1	2	2	3	0	23
04	Shuler, Devontae	9	7-11	3-7	3-4	1	3	1	20	1	4	0	2	0	0	28
02	Tyree, Breelan	9	2-9	1-7	1-2	0	2	2	0	6	4	2	0	3	0	25
15	Rodriguez, Luis	2	0-3	0-2	0	2	6	1	5	3	1	1	3	0	0	25
01	Crowley, Austin	2-4	2-4	0-0	1	2	5	6	1	1	0	0	0	0	0	10
10	Curry, Carlos	2-4	0-0	0-0	1	2	3	1	4	0	0	0	0	0	0	9
11	Miller, Franco	1-3	1-2	1-2	0	1	1	0	4	4	1	0	0	0	0	12
13	Williams, Bryce	0-1	0-0	0-0	0	1	2	2	2	0	0	0	0	0	0	14
14	Collins, Antwan	0-2	0-1	0-0	0	0	0	2	0	0	0	0	0	0	0	17
04	Hunter, Sammy	0-1	0-0	0-0	0	0	0	0	0	0	0	0	0	0	0	12
33	McBride, John	0-0	0-0	0-0	0	0	0	0	0	0	0	0	0	0	0	3
01	McKay, Connor	0-0	0-0	0-0	0	0	0	0	0	0	0	0	0	0	0	1
Team					0	0	0	0								
Totals		25-56	8-26	13-20	11	29	40	20	71	16	35	3	14	0	0	200
FG % 1st Half:	15-34	44.1%	2nd half:	10-22	45.5%	Game:	25-56	44.6%	Deatball							
3FG % 1st Half:	5-17	29.4%	2nd half:	3-9	33.3%	Game:	8-26	30.8%	Rebounds							
FT % 1st Half:	4-8	50.0%	2nd half:	4-8	50.0%	Game:	8-20	40.0%	9							

Officials: Pat Adams, Vladimir Vuyat, Tait, Nathan Berns  
Technical fouls: Arkansas State-Matthews, J.J.; Wills, Christian, Ole  
Miss-Buffen, K.J.  
Attendance: 8009

Score by periods	1st	2nd	Total
Arkansas State	19	24	43
Ole Miss	39	32	71

## Game 3

VMI 56 - 0-4-0 SoCon

#	Player	Total	3-Pt	Rebounds	FG-FGA	FT-FTA	Off	Def	TP	PF	TP	A	TO	Bk	Sll	Min
34	Jake Stephens	6	1-4	1-2	1-2	2	4	6	1	4	3	1	0	0	0	19
02	Garrett Gillespie	9	3-6	1-3	0-2	2	5	7	3	7	1	0	0	0	0	34
05	Greg Parham	9	2-4	1-2	0-1	1	2	3	1	2	1	0	0	0	0	24
10	Kameron Curfman	9	4-10	2-6	0	2	2	2	1	10	1	0	0	0	0	30
15	Myles Lewis	8	2-4	0-0	7-10	0	3	3	1	11	1	2	0	0	0	23
00	Louis Tang	2-3	1-2	0-0	1	1	2	3	0	0	0	1	0	0	0	13
02	Travis Ewe	4-11	2-7	0-0	0	1	1	3	10	3	1	0	0	0	0	30
23	Will Miller	1-2	0-0	0-0	0	0	2	2	0	3	0	0	0	0	0	18
25	Tyler Creamer	0-0	0-0	1-3	1	0	1	1	0	1	1	0	0	0	0	3
Team					0	0	0	0								
Totals		19-48	7-24	11-21	7	18	25	16	56	10	13	0	8	0	0	200
FG % 1st Half:	11-24	45.8%	2nd half:	8-24	33.3%	Game:	19-48	39.6%	Deatball							
3FG % 1st Half:	5-13	38.5%	2nd half:	2-15	13.3%	Game:	7-28	25.0%	Rebounds							
FT % 1st Half:	2-6	33.3%	2nd half:	9-15	60.0%	Game:	11-21	52.4%	4							

Arkansas State 71 - 2-1-0 Sun Belt

#	Player	Total	3-Pt	Rebounds	FG-FGA	FT-FTA	Off	Def	TP	PF	TP	A	TO	Bk	Sll	Min
03	Brevard, Malik	1	6-9	0-0	1-1	2	8	10	5	17	1	3	1	1	0	28
04	Matthews, J.J.	1	2-6	0-0	1-2	1	1	2	3	5	3	0	0	0	0	18
05	Wills, Christian	9	3-3	0-0	2-3	0	2	2	2	8	3	2	0	0	0	32
12	Kus, Canberk	9	8-13	1-3	0-0	1	8	9	1	18	5	3	0	0	0	33
23	Eaton, Marquis	9	3-9	2-4	0-0	0	1	3	8	4	2	0	0	0	0	29
00	Fields, Caleb	2-5	0-1	4-6	0	4	0	0	8	3	1	0	0	0	0	30
01	Johnson, Jerry	2-4	1-3	0-0	0	0	3	0	5	1	2	0	0	0	0	20
02	Wilson, Kobe	0-0	0-0	0-0	0	0	0	0	0	0	0	0	0	0	0	2
32	Jackson, Antwon	1-3	0-0	0-0	1	1	2	1	2	1	0	1	0	0	0	10
Team					0	0	0	0								
Totals		29-50	3-9	10-14	5	29	35	15	71	21	13	2	6	0	0	200
FG % 1st Half:	18-26	69.2%	2nd half:	11-24	45.8%	Game:	29-50	58.0%	Deatball							
3FG % 1st Half:	2-5	40.0%	2nd half:	1-4	25.0%	Game:	3-9	33.3%	Rebounds							
FT % 1st Half:	2-3	66.7%	2nd half:	8-11	72.7%	Game:	10-14	71.4%	2							

Officials: Rob Norke, Bill Jacobson, Don Daily  
Technical fouls: Arkansas State-None, Arkansas State-None  
Attendance: 1104

Score by periods	1st	2nd
------------------	-----	-----

# ARKANSAS STATE BASKETBALL

## Game 10

### Arkansas State 53 - 7-3

#	Player	Total	3-Pr	Rebounds	FG-FGA	FT-FTA	Off	Def	PF	TP	A	TO	Bk	Sll	Min
03	Brevard, Malik	1	0-3	0-1	0-0	1	4	5	1	0	2	0	0	0	17
04	Mathews, J.J.	1	6-9	0-0	3-4	2	0	2	5	15	0	5	1	0	24
06	Fields, Caleb	9	0-1	0-0	2-2	0	3	2	0	1	1	0	0	0	28
08	Wills, Christian	9	2-4	0-0	0-0	1	1	1	4	1	0	0	0	0	25
12	Kus, Canberk	9	7-11	2-4	0-0	1	1	2	3	6	0	1	0	0	32
01	Johnson, Jerry	9	3-11	1-3	0-0	0	2	2	1	13	1	1	0	0	27
23	Eaton, Marquis	9	0-2	0-0	0-0	0	3	3	3	1	1	0	0	0	29
32	Jackson, Antwon	9	0-3	0-0	0-0	2	0	2	2	0	0	0	0	0	18
	Team														
	Totals	18-48	3-11	14-16	8	13	21	18	53	4	16	1	6	200	

FG % 1st Half: 6.22 27.3% 2nd half: 12.06 45.2% Game: 18-48 37.5%  
 3FG % 1st Half: 0.0 0.0% 2nd half: 3.0 50.0% Game: 6-17 37.5%  
 FT % 1st Half: 4.4 100.0% 2nd half: 10-12 83.3% Game: 14-16 87.5%  
 Doubleteam Rebounds 1.1

### Missouri State 75 - 6-5

#	Player	Total	3-Pr	Rebounds	FG-FGA	FT-FTA	Off	Def	PF	TP	A	TO	Bk	Sll	Min
15	Lamont West	1	5-8	1-4	2-2	1	2	3	1	0	2	0	0	1	25
30	Tullo Da Silva	1	3-5	0-0	3-4	3	2	5	3	9	1	2	2	1	32
00	Tyrin Doud	9	4-6	2-3	2-3	0	5	5	3	12	2	2	0	1	26
01	Keandre Cook	9	5-11	1-4	6-6	0	3	3	3	17	3	1	0	0	37
04	JaMonta Black	9	0-0	0-0	0-0	0	0	0	0	0	0	0	0	0	9
09	Spencer Brown	9	0-0	0-0	0-0	0	0	0	0	0	0	0	0	0	1
11	Isiah Mosley	9	2-2	1-1	3-4	0	1	1	0	8	1	1	2	1	12
14	Ross Owens	9	1-1	1-1	0-0	0	0	0	1	3	0	0	0	0	1
24	Ford Cooper, Jr.	9	0-1	0-1	0-0	0	0	0	3	0	3	0	0	1	13
30	Danien Scott	9	0-0	0-0	0-0	0	0	0	0	0	0	0	0	0	1
32	Josh Hall	9	2-2	0-0	2-2	1	1	1	2	1	1	0	1	0	20
34	Gaige Prim	9	5-10	0-0	1-2	2	2	4	3	11	0	2	0	1	23
	Team														
	Totals	25-44	6-14	19-23	6	22	28	16	75	11	14	4	6	200	

FG % 1st Half: 19.22 54.3% 2nd half: 22.00 50.0% Game: 25-44 52.0%  
 3FG % 1st Half: 0.0 0.0% 2nd half: 4.5 80.0% Game: 6-14 42.9%  
 FT % 1st Half: 8.0 80.0% 2nd half: 11.3 84.6% Game: 19-23 82.6%  
 Doubleteam Rebounds 3.1

Officials: Tom Eades, Rick Crawford, John Hendricks  
 Technical fouls: Arkansas State-Mathews, J.J., Missouri State-Lamont West.  
 Attendance: 3891  
 Missouri ASU fouled out at 2:57 of 2nd half.

Score by periods	1st	2nd	Total
Arkansas State	16	57	73
Missouri State	34	41	75

Last FG - ASU 2nd 01:59, MSU 2nd 00:32  
 Largest lead - ASU by 16 1st 00:29, MSU by 12 2nd 00:32  
 ASU led for 0:51, MSU led for 36:27. Game was tied for 0:22.  
 Score tied - 1 time.  
 Lead changed - 1 time.

## Game 11

### Louisiana 67 - 5-6 (0-1 SBC)

#	Player	Total	3-Pr	Rebounds	FG-FGA	FT-FTA	Off	Def	PF	TP	A	TO	Bk	Sll	Min
01	Jalen Johnson	1	3-9	1-4	3-3	1	5	6	4	10	0	0	0	1	26
11	Trus Smith	1	5-6	0-0	5-5	5	3	8	5	15	0	3	1	0	18
06	Fields, Caleb	9	6-16	0-0	3-4	0	3	4	1	16	3	3	0	2	25
08	Trejan Wesley	9	1-3	0-0	0-1	0	1	1	3	2	4	2	0	0	26
13	Myik Wilson	9	2-6	1-1	7-10	2	2	4	4	12	2	0	0	1	36
15	P.J. Hardy	9	0-3	0-2	1-2	0	2	2	2	1	0	0	0	0	15
22	Calvin Temple	9	1-3	0-0	0-1	0	2	2	4	3	0	0	0	0	17
23	Chris Sprenkle	9	0-0	0-0	0-1	0	1	0	0	0	0	0	0	0	5
34	Dou Curry	9	3-10	0-1	2-4	4	3	7	4	8	0	2	0	2	20
36	Kristian Lafayette	9	0-0	0-0	0-0	0	1	1	0	0	0	0	0	0	6
	Team														
	Totals	21-56	4-16	21-30	13	23	36	30	67	6	14	2	6	200	

FG % 1st Half: 11-30 36.7% 2nd half: 10-26 38.5% Game: 21-56 37.5%  
 3FG % 1st Half: 2.8 25.0% 2nd half: 2.8 25.0% Game: 4-16 25.0%  
 FT % 1st Half: 11-14 78.6% 2nd half: 10-16 62.5% Game: 21-30 70.0%  
 Doubleteam Rebounds 2

### Arkansas State 79 - 8-3 (1-0 SBC)

#	Player	Total	3-Pr	Rebounds	FG-FGA	FT-FTA	Off	Def	PF	TP	A	TO	Bk	Sll	Min
04	Mathews, J.J.	1	4-4	0-0	0-0	1	2	3	5	8	1	2	0	0	13
01	Johnson, Jerry	1	2-6	1-4	6-8	0	1	1	13	11	3	0	0	0	28
01	Wills, Christian	9	2-3	0-0	1-2	1	4	5	1	2	1	0	0	0	32
12	Kus, Canberk	9	1-4	0-1	4-4	1	6	7	4	6	1	3	4	1	25
23	Eaton, Marquis	9	7-15	1-4	9-14	2	7	9	23	24	4	2	0	1	37
22	Fields, Caleb	9	4-8	2-4	8-14	1	3	4	18	4	2	2	0	1	31
03	Wilson, Kobe	9	0-3	0-1	0-0	0	1	1	0	0	0	0	0	0	4
03	Brevard, Malik	9	2-2	0-0	0-0	1	2	3	4	1	1	0	0	0	11
11	Eggleston, Melo	9	1-1	0-0	1-1	0	1	1	1	2	0	0	0	0	4
32	Jackson, Antwon	9	2-2	0-0	0-0	2	6	8	4	4	1	2	1	0	25
	Team														
	Totals	24-48	4-14	27-41	8	29	37	28	79	16	13	5	6	200	

FG % 1st Half: 11-22 50.0% 2nd half: 13-26 50.0% Game: 24-48 50.0%  
 3FG % 1st Half: 2.5 40.0% 2nd half: 2.9 22.2% Game: 4-14 28.6%  
 FT % 1st Half: 13-19 68.4% 2nd half: 14-22 63.6% Game: 27-41 65.9%  
 Doubleteam Rebounds 7

Officials: Rob Runk, Gerald Williams, K.B. Burdett Jr.  
 Technical fouls: Louisiana-Jalen Johnson, Dou Curry, Trajan Wesley, Cedric Russell 2, P.J. Hardy, Team. Arkansas State-Brevard, Malik; Eggleston, Melo  
 Attendance: 1177

Score by periods	1st	2nd	Total
Louisiana	35	32	67
Arkansas State	37	42	79

Last FG - LA 2nd 01:55, ASU 2nd 00:34  
 Largest lead - LA by 3 1st 19:47, ASU by 12 2nd 00:34  
 ASU led for 0:14, ASU led for 34:38. Game was tied for 0:08.  
 Score tied - 5 times.  
 Lead changed - 5 times.

## Game 12

### Arkansas State 62 - 9-2 (0-2 SBC)

#	Player	Total	3-Pr	Rebounds	FG-FGA	FT-FTA	Off	Def	PF	TP	A	TO	Bk	Sll	Min
03	Brevard, Malik	1	1-2	0-1	0-0	0	1	1	4	2	0	0	0	0	11
04	Mathews, J.J.	1	3-3	0-0	3-5	2	4	6	2	0	2	2	0	0	27
06	Fields, Caleb	9	0-2	0-0	1-1	0	1	0	0	3	1	0	1	1	16
12	Kus, Canberk	9	5-11	1-2	2-2	2	2	4	2	9	2	0	0	0	32
23	Eaton, Marquis	9	2-9	0-2	0-0	0	3	3	4	4	1	2	0	4	33
06	Fields, Caleb	9	2-5	0-1	3-4	0	3	3	2	7	3	2	1	1	28
01	Johnson, Jerry	9	5-11	3-6	0-0	0	3	3	0	15	1	0	0	0	23
11	Eggleston, Melo	9	5-8	0-1	4-4	5	3	8	5	14	1	3	0	1	19
32	Jackson, Antwon	9	0-1	0-0	0-0	0	0	0	0	0	0	0	0	1	11
	Team														
	Totals	23-52	4-13	12-15	10	29	29	19	62	10	11	3	8	200	

FG % 1st Half: 9-23 39.1% 2nd half: 14-29 48.3% Game: 23-52 44.2%  
 3FG % 1st Half: 1-5 20.0% 2nd half: 3-8 37.5% Game: 4-13 30.8%  
 FT % 1st Half: 4-4 100.0% 2nd half: 8-11 72.7% Game: 12-15 80.0%  
 Doubleteam Rebounds 0

### La-Monroe 59 - 4-5 (0-2 SBC)

#	Player	Total	3-Pr	Rebounds	FG-FGA	FT-FTA	Off	Def	PF	TP	A	TO	Bk	Sll	Min
01	Tyrese White	1	4-10	1-4	5-6	1	2	3	4	14	2	1	2	0	33
22	D'Andre Bernard	1	1-4	0-1	1-2	1	2	3	1	3	0	2	1	0	21
02	Michael Ertel	9	4-12	0-2	5-5	0	5	5	0	13	3	0	0	0	37
02	JD Williams	9	4-5	0-0	4-4	4	2	8	4	6	0	4	0	0	37
13	Jalen Goddard	9	4-6	0-0	2-3	1	5	6	2	10	2	0	0	1	36
00	Chris Ettefou	9	2-2	0-0	1-1	0	1	0	4	0	2	0	0	0	5
01	Erie Okoro	9	0-0	0-0	0-0	0	0	0	0	0	0	0	0	0	4
10	Langston Powell	9	0-0	0-0	0-0	0	1	0	0	0	0	0	0	0	6
23	Younis White	9	3-3	0-0	1-3	1	3	4	7	0	1	0	0	1	21
	Team														
	Totals	21-45	2-10	15-21	5	23	28	14	59	12	15	4	5	200	

FG % 1st Half: 12-22 54.5% 2nd half: 9-23 39.1% Game: 21-45 46.7%  
 3FG % 1st Half: 1-5 20.0% 2nd half: 1-6 16.7% Game: 2-10 20.0%  
 FT % 1st Half: 11-11 100.0% 2nd half: 12-15 80.0% Game: 23-26 88.5%  
 Doubleteam Rebounds 5

Officials: Sidney Cohen, John Dillon, Steve Dwyer  
 Technical fouls: Arkansas State-None, La-Monroe-None.  
 Attendance: 2021

Score by periods	1st	2nd	Total
Arkansas State	23	36	59
La-Monroe	29	30	59

Last FG - ASU 2nd 01:03, ULM 2nd 00:43  
 Largest lead - ASU by 8 1st 03:55, ULM by 8 1st 03:55  
 ASU led for 10:12, ULM led for 24:47. Game was tied for 0:01.  
 Score tied - 6 times.  
 Lead changed - 6 times.

## Game 13

### Freed-Hardeman 73 - 7-3

#	Player	Total		3-Pt		Rebounds		PF	TP	A	TO	Bk	Sll	Min
		FG-FGA	FT-FTA	FG-FGA	FT-FTA	Off	Def							
00	Kortland Martin	1	3-7	3-6	0-0	1	2	3	4	9	5	7	0	30
03	Hunter Skunk	1	0-4	0-1	1-2	1	1	2	1	1	3	0	1	24
13	Bryan Bates	1	5-13	3-7	2-4	0	6	6	4	15	2	0	2	37
21	John Mussewhite	1	2-4	1-3	0-0	0	3	3	4	5	3	1	0	26
04	Yunk Lazard	1	7-14	0-0	2-3	2	6	8	16	3	1	2	0	32
05	Avery Thrauer	9	0-0	0-0	0-0	0	0	0	0	0	0	0	0	0+
10	Ben Brown	9	0-0	0-0	0-0	0	0	0	0	0	0	0	0	0
14	Slas Clark	0	0-0	0-0	0-0	0	0	0	0	0	0	0	0	0
15	How Williams	0	0-0	0-0	0-0	0	0	0	0	0	0	0	0	0
20	Konstantin Dosenko	1	6-11	4-7	2-3	1	11	12	4	18	1	2	0	28
30	Anthony Vabrough	3	3-6	1-1	2-2	1	3	4	1	9	0	1	0	19
31	Logan Wands	0	0-0	0-0	0-0	0	0	0	0	0	0	0	0	0
32	Team	0	0-0	0-0	0-0	0	0	0	0	0	0	0	0	0

# ARKANSAS STATE BASKETBALL

## Game 19

### Arkansas State 80 - 12-7, 4-4 SBC

#	Player	FG-FGA	3-P	FT-FTA	Rebounds	PF	TP	A	TO	Bk	St	Min
04	Matthews, J.J.	1-0-1	0-0-0	0-0-0	1 2 3	5	0	1	0	0	0	10
00	Fields, Caleb	4-10	1-4	2-5	0 2 2	2 11	3	1	0	0	0	40
11	Eggleston, Melo	9-15	2-5	1-4	0 7 7	2 17	2	0	0	0	0	34
12	Kus, Canberk	4-10	0-3	0-0	1 5 6	3 8	1	3	1	0	0	30
23	Eaton, Marquis	4-14	0-3	5-8	2 6 8	4 13	3	2	0	0	1	41
01	Johnson, Jerry	3-6	3-6	4-5	0 2 2	1 13	0	0	0	0	0	16
05	Brevard, Malik	3-6	0-0	3-6	8 5 13	4 9	1	0	0	0	0	26
03	Willis, Christian	2-3	2-3	0-0	0 1 1	4 6	1	1	0	0	1	17
22	Jackson, Antwon	1-1	0-0	1-2	2 0 2	1 3	2	0	0	0	1	11
	Team				1 1 2							
	Totals	28-66	6-24	16-30	15 31 46	26 80	14	7	2	3	225	

FG % 1st Half: 14-29 48.3% 2nd Half: 11-29 37.9% OT: 3-8 37.5% Game: 28-66 42.4% Deafult  
3FG % 1st Half: 5-13 38.5% 2nd Half: 3-6 50.0% OT: 0-3 0.0% Game: 8-24 33.3% Rebounds  
FT % 1st Half: 9-17 52.9% 2nd Half: 9-17 52.9% OT: 2-4 50.0% Game: 16-30 53.3% 6

### Appalachian St. 83 - 10-9, 4-4 SBC

#	Player	FG-FGA	3-P	FT-FTA	Rebounds	PF	TP	A	TO	Bk	St	Min
00	Isaac Johnson	1-12	1-2	0-0	0 2 2	1 3	1	0	0	0	1	31
00	Hunter Seacat	1-4	0-0	3-5	3 4 7	3 11	1	0	0	0	0	27
01	Justin Forrest	6-17	3-10	5-6	0 2 3	20 30	2	3	2	0	0	34
04	O'Shown Williams	4-13	1-6	5-7	1 9 10	0 14	3	0	0	0	0	43
20	Adrian Delph	4-14	1-6	6-6	1 4 5	15 1	1	2	0	0	0	33
02	Kendall Lewis	1-3	0-0	4-6	0 2 5	6	1	0	0	1	0	20
19	Michael Bibby	0-0	0-0	0-0	0 1 3	0 1	0	0	0	0	0	9
11	Donovan Gregory	1-2	0-0	0-0	0 2 2	0 2	0	0	0	0	0	9
21	James Lewis Jr.	3-3	0-0	6-6	2 3 5	12 1	0	0	0	0	0	19
	Team				0 2 2							
	Totals	24-58	6-24	29-36	7 31 38	21 83	11	5	2	2	225	

FG % 1st Half: 11-25 44.0% 2nd Half: 11-28 39.3% OT: 2-5 40.0% Game: 24-58 41.4% Deafult  
3FG % 1st Half: 3-8 37.5% 2nd Half: 3-14 21.4% OT: 0-1 0.0% Game: 6-24 25.0% Rebounds  
FT % 1st Half: 14-16 87.5% 2nd Half: 8-12 66.7% OT: 7-8 87.5% Game: 29-36 80.6% 3

Officials: Hunter Allen, Jason Baker, Todd Austin  
Technical fouls: Arkansas State-Matthews, J.J., Appalachian St.-Kendall Lewis

Attendance: 1566

Score by periods	1st	2nd	OT	Total
Arkansas State	38	34	9	80
Appalachian St.	30	33	11	73

Points	In	Out	2nd	Fast
ASU	36	8	16	9
APP	34	12	9	20

Last FG - ASU 01:00:48, APP 01:00:35  
Largest lead - ASU by 5 1st 17:58, APP by 11 1st 08:57  
ASU led for 12:38, APP led for 26:25. Game was tied for 05:57.

Score tied - 10 times  
Lead changed - 11 times

## Game 22

### Arkansas State 78 - 15-7, 7-4 SBC

#	Player	FG-FGA	3-P	FT-FTA	Rebounds	PF	TP	A	TO	Bk	St	Min
04	Matthews, J.J.	1-4	0-0	3-7	1 1 2	4	11	2	2	1	0	16
00	Fields, Caleb	2-7	1-3	3-4	0 2 2	4 8	3	3	0	0	0	29
11	Eggleston, Melo	6-13	0-1	3-6	2 7 9	3 15	4	1	1	0	1	28
12	Kus, Canberk	3-7	0-1	2-4	4 6 10	2 8	1	1	2	0	0	18
23	Eaton, Marquis	2-6	1-3	0-0	0 2 2	3 5	3	0	0	0	0	29
01	Johnson, Jerry	4-7	4-6	0-0	0 2 3	12 3	1	0	0	0	0	21
02	Wilson, Kobe	0-1	0-0	2-2	0 0 0	0 2	0	0	0	0	0	2
05	Brevard, Malik	1-1	0-0	2-2	0 0 0	3 4	0	0	0	0	0	11
03	Willis, Christian	4-4	1-1	2-2	0 3 3	5 11	0	1	0	0	0	24
15	Scoggins, Jake	1-1	0-0	0-0	0 0 0	0 2	0	0	0	0	0	1
22	Jackson, Antwon	0-0	0-0	0-0	0 2 2	0 2	0	0	0	0	0	21
	Team				2 3 5							
	Totals	27-52	7-15	17-27	9 28 37	29 78	18	9	4	4	200	

FG % 1st Half: 15-30 50.0% 2nd Half: 12-22 54.5% Game: 27-52 51.9% Deafult  
3FG % 1st Half: 3-9 33.3% 2nd Half: 4-6 66.7% Game: 7-15 46.7% Rebounds  
FT % 1st Half: 4-6 66.7% 2nd Half: 13-21 61.9% Game: 17-27 63.0% 4

### Troy 82 - 8-14, 4-7 SBC

#	Player	FG-FGA	3-P	FT-FTA	Rebounds	PF	TP	A	TO	Bk	St	Min
24	Nick Stampley	1-2-6	0-1	2-3	2 7 9	4 6	2	0	2	0	0	28
02	KJ Simon	1-4	1-1	0-0	1 1 2	1 3	0	0	0	0	1	19
03	Dorian Adams	5-10	3-7	0-0	1 2 3	5 9	1	3	1	0	0	22
11	Desmond Williams	0-0	0-5	2-2	0 2 2	2 2	0	0	0	0	1	30
12	Charles Norman	0-3	0-3	0-0	1 0 1	0 1	0	0	0	0	0	12
00	Ty Gordon	4-11	2-4	4-10	1 3 4	14 4	5	0	0	0	0	31
04	Tanji Small	3-5	0-1	5-6	4 1 5	11 1	0	0	0	0	0	22
13	Khalil Waters	4-7	0-1	7-7	1 3 4	1 15	0	2	0	0	1	22
20	Jalen Tuck	0-1	0-0	0-0	0 1 1	0 0	0	0	0	0	0	2
36	Devion Thomas	0-2	0-1	2-2	0 4 4	3 2	0	1	1	1	1	12
	Team				3 1 4							
	Totals	17-58	6-24	22-30	16 22 38	22 62	10	11	4	5	200	

FG % 1st Half: 7-25 28.0% 2nd Half: 10-33 30.3% Game: 17-58 29.3% Deafult  
3FG % 1st Half: 3-14 21.4% 2nd Half: 3-10 30.0% Game: 6-24 25.0% Rebounds  
FT % 1st Half: 8-10 80.0% 2nd Half: 14-20 70.0% Game: 22-30 73.3% 5

Officials: Matthew Martinez, John Dillon, Keith Patterson  
Technical fouls: Arkansas State-None, Troy-None

Attendance: 2038

Score by periods	1st	2nd	Total
Arkansas State	37	41	78
Troy	25	37	62

Points	In	Out	2nd	Fast
ASU	38	18	7	15
TROY	22	7	13	42

Last FG - ASU 2nd 00:44, TROY 2nd 00:15  
Largest lead - ASU by 20 2nd 15:35, TROY by 1 1st 19:12  
ASU led for 39:18, TROY led for 00:24. Game was tied for 00:30.

Score tied - 0 times  
Lead changed - 2 times

## Game 20

### Arkansas State 80 - 13-7, 4-4 SBC

#	Player	FG-FGA	3-P	FT-FTA	Rebounds	PF	TP	A	TO	Bk	St	Min
04	Matthews, J.J.	1-0-0	0-0-0	3-5	4 2 6	3 3	0	1	1	0	0	19
00	Fields, Caleb	0-4	0-1	3-4	0 1 1	1 3	1	3	0	0	0	29
11	Eggleston, Melo	3-9	1-3	6-10	3 5 8	2 13	2	3	1	1	1	24
12	Kus, Canberk	2-7	0-4	0-0	4 3 7	2 4	2	2	1	1	1	25
23	Eaton, Marquis	5-11	3-7	7-8	1 1 2	0 20	4	3	1	1	1	32
01	Johnson, Jerry	3-7	3-5	4-4	0 4 4	1 17	0	0	0	0	0	26
05	Brevard, Malik	1-1	0-0	0-0	1 1 2	5	2	0	0	0	0	9
03	Willis, Christian	5-7	3-4	0-0	1 1 2	3 13	0	1	0	0	0	19
15	Scoggins, Jake	0-0	0-0	0-0	0 0 0	1 0	0	0	0	0	0	4
22	Jackson, Antwon	0-0	0-0	5-8	0 2 2	3 5	0	2	0	1	1	13
	Team				1 2 3							
	Totals	21-52	10-34	28-39	15 22 37	21 80	9	15	4	4	200	

FG % 1st Half: 9-24 37.5% 2nd Half: 12-28 42.9% Game: 21-52 40.4% Deafult  
3FG % 1st Half: 5-12 41.7% 2nd Half: 5-12 41.7% Game: 10-24 41.7% Rebounds  
FT % 1st Half: 15-22 68.2% 2nd Half: 13-17 76.5% Game: 28-39 71.8% 5

### Coastal Carolina 75 - 11-9, 4-5 SBC

#	Player	FG-FGA	3-P	FT-FTA	Rebounds	PF	TP	A	TO	Bk	St	Min
11	Isaac Hippolyte	1-0-2	0-2	0-0	0 1 1	4	0	0	1	0	0	10
03	Tommy Burton	5-10	0-1	6-6	7 6 13	3 16	2	1	2	4	34	
02	Garrick Green	1-5	1-4	1-4	0 5 2	4	2	1	0	0	0	25
05	DeVante Jones	4-10	0-3	0-0	1 6 7	3 8	5	6	0	0	1	37
04	Keishawn Brewster	10-19	8-15	4-4	0 1 1	4 32	1	2	0	0	0	31
09	Josh Peterson	0-1	0-0	0-0	0 1 3	0 2	0	0	0	0	0	17
10	Tyrell Gumbs-Frater	1-7	1-6	2-2	1 0 1	5	0	0	0	0	0	10
11	Tim Ceasar	2-2	0-0	1-2	4 1 5	5	1	3	0	0	1	20
12	Hosana Klesage	1-1	0-0	0-0	0 0 0	2 2	0	3	0	0	0	8
14	Malik LeGandia	1-2	0-0	1-1	1 1 2	1	3	0	0	0	0	8
20	Almond Harvey	0-0	0-0	0-0	0 0 0	0 1	0	0	0	0	0	0+
	Team				1 2 2							
	Totals	25-59	10-31	15-21	15 22 37	29 75	13	20	2	9	200	

FG % 1st Half: 11-30 36.7% 2nd Half: 14-29 48.3% Game: 25-59 42.4% Deafult  
3FG % 1st Half: 4-17 23.5% 2nd Half: 6-14 42.9% Game: 10-31 32.3% Rebounds  
FT % 1st Half: 14-19 73.7% 2nd Half: 1-2 50.0% Game: 15-21 71.4% 5

Officials: Norm Kodwa, Derek Schulte, Christopher Merlo  
Technical fouls: Arkansas State-None, Coastal Carolina-Keishawn Brewster.

Attendance: 1919

Score by periods	1st	2nd	Total
Arkansas State	38	42	80
Coastal Carolina	40	35	75

Points	In	Out	2nd	Fast
ASU	16	21	13	11
CCU	28	23	19	30

Last FG - ASU 2nd 02:48, CCU 2nd 00:05  
Largest lead - ASU by 9 2nd 05:28, CCU by 2 2nd 11:15  
ASU led for 11:54, CCU led for 25:12. Game was tied for 02:54.

Score tied - 4 times  
Lead changed - 7 times

## Game 21

### South Alabama 71 - 12-9, 5-5 SBC

#	Player	FG-FGA	3-P	FT-FTA	Rebounds	PF	TP	A	TO	Bk	St	Min
33	Josh Aiyayi	1-7	1-4	0-0	9-13	6 3 9	3 23	1	0	0	0	39
42	Thraus Mitchell	1-3	0-1	0-1	1 3 4	2 6	0	0	0	0	0	27
01	Herb McCreary	4-5	1-2	6-10	0 4 4	3 15	2	1	0	0	2	38
21	Chad Lott	3-9	0-0	5-8	0 1 1	3 11	1	3	1	0	0	32
00	John Pettway	1-5	0-0	3-4	0 5 5	3 5	1	3	0	0	0	32
03	Kevin Morris	0-0	0-0	0-0	0 0 0	1 0	0	0	0	0	0	1
22	Andre Fox	4-10	2-5	1-2	0 3 3	11	1	0	0	0	0	31
	Team				1 1 2							



# ARKANSAS STATE BASKETBALL

## Arkansas State Game Highs



2019-20 Arkansas State Men's Basketball  
Arkansas State Team High/Low Analysis (as of Jan 31, 2020)  
All games



### Arkansas State - TEAM GAME HIGHS

POINTS	90	GEORGIA STATE (01/06/20)
	84	FREED-HARDEMAN (12/28/19)
	82	IDAHO (11/17/19)
	80	at Coastal Carolina (01/18/20)
	80	at Appalachian State (01/16/20)
	80	at Colorado State (11/20/19)
	80	UC DAVIS (11/15/19)
FIELD GOALS MADE	31	FREED-HARDEMAN (12/28/19)
	31	IDAHO (11/17/19)
FIELD GOAL ATTEMPTS	66	at Appalachian State (01/16/20)
	66	FREED-HARDEMAN (12/28/19)
FIELD GOAL PERCENTAGE	.580 (29-50)	VMI (11/14/19)
	.525 (31-59)	IDAHO (11/17/19)
3 PT FIELD GOALS MADE	13	at Colorado State (11/20/19)
	10	SOUTH ALABAMA (01/23/20)
	10	at Coastal Carolina (01/18/20)
3 PT FG ATTEMPTS	25	SOUTH ALABAMA (01/23/20)
	24	at Coastal Carolina (01/18/20)
	24	at Appalachian State (01/16/20)
3 PT FG PERCENTAGE	.650 (13-20)	at Colorado State (11/20/19)
	.467 (7-15)	at Troy (01/25/20)
FREE THROWS MADE	34	GEORGIA STATE (01/06/20)
	30	TEXAS STATE (01/04/20)
FREE THROW ATTEMPTS	42	GEORGIA STATE (01/06/20)
	41	TEXAS STATE (01/04/20)
	41	LOUISIANA (12/18/19)
FREE THROW PERCENTAGE	.875 (14-16)	at Missouri State (12/11/19)
	.846 (22-26)	OMAHA (12/03/19)
REBOUNDS	46	at Appalachian State (01/16/20)
	41	FREED-HARDEMAN (12/28/19)
ASSISTS	22	IDAHO (11/17/19)
	21	SOUTH ALABAMA (01/23/20)
	21	VMI (11/14/19)
STEALS	19	TROY (01/11/20)
	12	UC DAVIS (11/15/19)
BLOCKED SHOTS	5	FREED-HARDEMAN (12/28/19)
	5	LOUISIANA (12/18/19)
	5	IDAHO (11/17/19)
TURNOVERS	23	at Ole Miss (11-8-19)
	20	SFA (11/30/19)
FOULS	29	at Troy (01/25/20)
	28	TEXAS STATE (01/04/20)
	28	LOUISIANA (12/18/19)

## Opponent Game Highs



2019-20 Arkansas State Men's Basketball  
Arkansas State High/Low Analysis (as of Jan 31, 2020)  
All games



### Opponent - GAME HIGHS

POINTS	87	GEORGIA STATE (01/06/20)
	83	at Appalachian State (01/16/20)
	78	at Colorado State (11/20/19)
	76	SFA (11/30/19)
	75	at Coastal Carolina (01/18/20)
	75	at South Alabama (01/09/20)
	75	at Missouri State (12/11/19)
FIELD GOALS MADE	32	GEORGIA STATE (01/06/20)
	31	UT ARLINGTON (01/02/20)
FIELD GOAL ATTEMPTS	62	GEORGIA STATE (01/06/20)
	60	FREED-HARDEMAN (12/28/19)
FIELD GOAL PERCENTAGE	.568 (25-44)	at Missouri State (12/11/19)
	.525 (31-59)	UT ARLINGTON (01/02/20)
3 PT FIELD GOALS MADE	12	FREED-HARDEMAN (12/28/19)
	10	at Coastal Carolina (01/18/20)
3 PT FG ATTEMPTS	31	at Coastal Carolina (01/18/20)
	30	TROY (01/11/20)
3 PT FG PERCENTAGE	.571 (4-7)	at South Alabama (01/09/20)
	.480 (12-25)	FREED-HARDEMAN (12/28/19)
FREE THROWS MADE	29	at Appalachian State (01/16/20)
	29	TEXAS STATE (01/04/20)
FREE THROW ATTEMPTS	38	SOUTH ALABAMA (01/23/20)
	36	at Appalachian State (01/16/20)
	36	TEXAS STATE (01/04/20)
FREE THROW PERCENTAGE	.826 (19-23)	at Missouri State (12/11/19)
	.824 (14-17)	GEORGIA STATE (01/06/20)
REBOUNDS	42	UT ARLINGTON (01/02/20)
	42	SFA (11/30/19)
ASSISTS	27	UT ARLINGTON (01/02/20)
	21	at Colorado State (11/20/19)
	21	IDAHO (11/17/19)
STEALS	14	at Ole Miss (11-8-19)
	12	at South Alabama (01/09/20)
BLOCKED SHOTS	6	at Colorado State (11/20/19)
	4	at Troy (01/25/20)
	4	at ULM (12/21/19)
	4	at Missouri State (12/11/19)
TURNOVERS	23	TROY (01/11/20)
	23	UC DAVIS (11/15/19)
FOULS	30	LOUISIANA (12/18/19)
	29	at Coastal Carolina (01/18/20)
	29	GEORGIA STATE (01/06/20)

## Arkansas State Game Lows



2019-20 Arkansas State Men's Basketball  
Arkansas State High/Low Analysis (as of Jan 31, 2020)  
All games



### Arkansas State - GAME LOWS

POINTS	43	at Ole Miss (11-8-19)
	52	UT ARLINGTON (01/02/20)
	53	at Missouri State (12/11/19)
	57	SFA (11/30/19)
	59	at South Alabama (01/09/20)
FIELD GOALS MADE	15	at Ole Miss (11-8-19)
	15	SFA (11/30/19)
FIELD GOAL ATTEMPTS	44	SOUTH ALABAMA (01/23/20)
	45	at Tulsa (12/07/19)
FIELD GOAL PERCENTAGE	.283 (15-53)	SFA (11/30/19)
	.286 (16-56)	UT ARLINGTON (01/02/20)
3 PT FIELD GOALS MADE	2	UT ARLINGTON (01/02/20)
	3	VMI (11/14/19)
	3	at Missouri State (12/11/19)
	3	TEXAS STATE (01/04/20)
3 PT FG ATTEMPTS	9	VMI (11/14/19)
	9	UT ARLINGTON (01/02/20)
3 PT FG PERCENTAGE	.222 (2-9)	UT ARLINGTON (01/02/20)
	.235 (4-17)	SFA (11/30/19)
FREE THROWS MADE	6	ARK.-MONTICELLO (11/06/19)
	7	at Ole Miss (11-8-19)
FREE THROW ATTEMPTS	12	at Ole Miss (11-8-19)
	13	at South Alabama (01/09/20)
FREE THROW PERCENTAGE	.353 (6-17)	ARK.-MONTICELLO (11/06/19)
	.533 (16-30)	at Appalachian State (01/16/20)
REBOUNDS	21	at Missouri State (12/11/19)
	22	at Tulsa (12/07/19)
ASSISTS	4	at Missouri State (12/11/19)
	9	SFA (11/30/19)
	9	at Coastal Carolina (01/18/20)
STEALS	2	SOUTH ALABAMA (01/23/20)
	3	at Appalachian State (01/16/20)
BLOCKED SHOTS	1	at Tulsa (12/07/19)
	1	at Missouri State (12/11/19)
	1	TROY (01/11/20)
	1	APPALACHIAN STATE (01/30/20)
TURNOVERS	7	IDAHO (11/17/19)
	7	UT ARLINGTON (01/02/20)
	7	at Appalachian State (01/16/20)
FOULS	13	UT ARLINGTON (01/02/20)
	15	ARK.-MONTICELLO (11/06/19)
	15	VMI (11/14/19)
	15	GEORGIA STATE (01/06/20)

## Opponent Game Lows



2019-20 Arkansas State Men's Basketball  
Arkansas State High/Low Analysis (as of Jan 31, 2020)  
All games



### Opponent - GAME LOWS

POINTS	49	ARK.-MONTICELLO (11/06/19)
	56	VMI (11/14/19)
	59	at ULM (12/21/19)
	62	at Troy (01/25/20)
	63	at Tulsa (12/07/19)
FIELD GOALS MADE	17	ARK.-MONTICELLO (11/06/19)
	17	at Troy (01/25/20)
FIELD GOAL ATTEMPTS	44	at Missouri State (12/11/19)
	44	SOUTH ALABAMA (01/23/20)
FIELD GOAL PERCENTAGE	.293 (17-58)	at Troy (01/25/20)
	.321 (17-53)	ARK.-MONTICELLO (11/06/19)
3 PT FIELD GOALS MADE	2	at ULM (12/21/19)
	3	TEXAS STATE (01/04/20)
	3	SOUTH ALABAMA (01/23/20)
3 PT FG ATTEMPTS	7	at South Alabama (01/09/20)
	8	TEXAS STATE (01/04/20)
	8	SOUTH ALABAMA (01/23/20)
3 PT FG PERCENTAGE	.200 (2-10)	at ULM (12/21/19)
	.250 (4-16)	IDAHO (11/17/19)
	.250 (4-16)	LOUISIANA (12/18/19)
	.250 (6-24)	at Appalachian State (01/16/20)
	.250 (6-24)	at Troy (01/25/20)
FREE THROWS MADE	4	UT ARLINGTON (01/02/20)
	6	ARK.-MONTICELLO (11/06/19)
FREE THROW ATTEMPTS	7	UT ARLINGTON (01/02/20)
	8	ARK.-MONTICELLO (11/06/19)
FREE THROW PERCENTAGE	.524 (11-21)	VMI (11/14/19)
	.571 (4-7)	UT ARLINGTON (01/02/20)
REBOUNDS	24	UC DAVIS (11/15/19)
	25	VMI (11/14/19)
ASSISTS	5	SOUTH ALABAMA (01/23/20)
	6	LOUISIANA (12/18/19)
STEALS	2	at Appalachian State (01/16/20)
	3	ARK.-MONTICELLO (11/06/19)
	3	UT ARLINGTON (01/02/20)
	3	APPALACHIAN STATE (01/30/20)
BLOCKED SHOTS	0	VMI (11/14/19)
	0	UC DAVIS (11/15/19)
	0	OMAHA (12/03/19)
	0	GEORGIA STATE (01/06/20)
	0	APPALACHIAN STATE (01/30/20)
TURNOVERS	5	at Appalachian State (01/16/20)
	8	IDAHO (11/17/19)
FOULS	14	at Tulsa (12/07/19)
	14	at ULM (12/21/19)
	14	APPALACHIAN STATE (01/30/20)



**2019-20 Arkansas State Men's Basketball**  
**Arkansas State Combined Team Statistics (as of Jan 30, 2020)**  
**All games**



<b>RECORD:</b>	<b>OVERALL</b>	<b>HOME</b>	<b>AWAY</b>	<b>NEUTRAL</b>
ALL GAMES	15-8	10-4	5-4	0-0
CONFERENCE	7-5	4-3	3-2	0-0
NON-CONFERENCE	8-3	6-1	2-2	0-0

#	Player	gp-gs	min	avg	Total		3-Point		F-Throw		Rebounds				pf	dq	a	to	blk	stl	pts	avg
					fg-fga	fg%	3fg-fga	3fg%	ft-fa	ft%	off	def	tot	avg								
23	Eaton, Marquis	23-21	713	31.0	79-218	.362	30-84	.357	73-93	.785	14	65	79	3.4	55	0	63	40	4	33	261	11.3
00	Fields, Caleb	22-13	693	31.5	62-156	.397	21-54	.389	92-134	.687	9	55	64	2.9	34	0	78	44	1	20	237	10.8
11	Eggleston, Melo	13-8	300	23.1	47-114	.412	5-22	.227	39-60	.650	20	59	79	6.1	36	3	17	24	7	8	138	10.6
12	Kus, Canberk	23-20	583	25.3	89-196	.454	18-61	.295	41-56	.732	32	88	120	5.2	67	2	37	39	22	27	237	10.3
01	Johnson, Jerry	22-1	478	21.7	57-149	.383	38-102	.373	49-58	.845	5	36	41	1.9	30	0	36	29	0	10	201	9.1
04	Matthews, J.J.	23-23	501	21.8	72-131	.550	0-0	.000	50-77	.649	36	59	95	4.1	77	7	35	35	15	11	194	8.4
05	Willis, Christian	23-14	479	20.8	47-88	.534	21-41	.512	26-38	.684	9	26	35	1.5	53	1	37	26	2	15	141	6.1
03	Brevard, Malik	23-15	476	20.7	56-85	.659	0-2	.000	19-33	.576	57	89	146	6.3	78	7	14	34	11	19	131	5.7
32	Jackson, Antwon	23-0	313	13.6	18-38	.474	0-0	.000	20-34	.588	24	34	58	2.5	31	0	13	17	7	14	56	2.4
02	Wilson, Kobe	12-0	91	7.6	6-28	.214	3-14	.214	6-6	1.000	0	6	6	0.5	1	0	4	6	0	2	21	1.8
15	Scoggins, Jake	5-0	20	4.0	2-7	.286	0-0	.000	0-1	.000	1	0	1	0.2	4	0	0	1	0	1	4	0.8
10	Farrington, Malcolm	1-0	3	3.0	0-1	.000	0-1	.000	0-0	.000	0	0	0	0.0	1	0	0	0	0	0	0	0.0
Team											14	16	30					2				
Total.....		23	4650		535-1211	.442	136-381	.357	415-590	.703	221	533	754	32.8	467	20	334	297	69	160	1621	70.5
Opponents.....		23	4650		555-1218	.456	145-426	.340	355-500	.710	208	557	765	33.3	485	-	307	329	41	142	1610	70.0

<b>TEAM STATISTICS</b>	<b>ASU</b>	<b>OPP</b>	<b>Date</b>	<b>Opponent</b>	<b>Score</b>	<b>Att.</b>
SCORING	1621	1610	11/06/19	ARK.-MONTICELLO	w 65-49	1397
Points per game	70.5	70.0	11-8-19	at Ole Miss	L 43-71	8009
Scoring margin	+0.5	-	% 11/14/19	VMI	w 71-56	1104
FIELD GOALS-ATT	535-1211	555-1218	% 11/15/19	UC DAVIS	w 80-67	1176
Field goal pct	.442	.456	% 11/17/19	IDAHO	w 82-68	987
3 POINT FG-ATT	136-381	145-426	11/20/19	at Colorado State	w 80-78	2306
3-point FG pct	.357	.340	11/30/19	SFA	L 57-76	1606
3-pt FG made per game	5.9	6.3	12/03/19	OMAHA	w 78-73	1126
FREE THROWS-ATT	415-590	355-500	12/07/19	at Tulsa	w 66-63	3074
Free throw pct	.703	.710	12/11/19	at Missouri State	L 53-75	3891
F-Throws made per game	18.0	15.4	* 12/18/19	LOUISIANA	w 79-67	1177
REBOUNDS	754	765	* 12/21/19	at ULM	w 62-59	2021
Rebounds per game	32.8	33.3	12/28/19	FREED-HARDEMAN	w 84-73	1173
Rebounding margin	-0.5	-	* 01/02/20	UT ARLINGTON	L 52-73	1276
ASSISTS	334	307	* 01/04/20	TEXAS STATE	L 67-70	1275
Assists per game	14.5	13.3	* 01/06/20	GEORGIA STATE	w 90-87	1105
TURNOVERS	297	329	* 01/09/20	at South Alabama	L 59-75	1392
Turnovers per game	12.9	14.3	* 01/11/20	TROY	Wot 76-68	1377
Turnover margin	+1.4	-	* 01/16/20	at Appalachian State	Lot 80-83	1566
Assist/turnover ratio	1.1	0.9	* 01/18/20	at Coastal Carolina	w 80-75	1313
STEALS	160	142	* 01/23/20	SOUTH ALABAMA	w 75-71	3119
Steals per game	7.0	6.2	* 01/25/20	at Troy	w 78-62	2538
BLOCKS	69	41	* 01/30/20	APPALACHIAN STATE	L 64-71	1971
Blocks per game	3.0	1.8				
ATTENDANCE	19869	26110				
Home games-Avg/Game	14-1419	9-2901				
Neutral site-Avg/Game	-	0-0				

\* = Conference game  
 % = Red Wolves Classic (Jonesboro, Ark.)

<b>Score by Periods</b>	<b>1st</b>	<b>2nd</b>	<b>OT</b>	<b>Totals</b>
Arkansas State	725	873	23	1621
Opponents	782	810	18	1610



**2019-20 Arkansas State Men's Basketball**  
**Arkansas State Combined Team Statistics (as of Jan 30, 2020)**  
**Sun Belt games only**



<b>RECORD:</b>	<b>OVERALL</b>	<b>HOME</b>	<b>AWAY</b>	<b>NEUTRAL</b>
ALL GAMES	7-5	4-3	3-2	0-0
CONFERENCE	7-5	4-3	3-2	0-0
NON-CONFERENCE	0-0	0-0	0-0	0-0

#	Player	gp-gs	min	avg	Total		3-Point		F-Throw		Rebounds				pf	dq	a	to	blk	stl	pts	avg
					fg-fga	fg%	3fg-fga	3fg%	ft-fa	ft%	off	def	tot	avg								
23	Eaton, Marquis	12-12	392	32.7	49-120	.408	18-48	.375	46-60	.767	9	31	40	3.3	30	0	33	18	3	18	162	13.5
11	Eggleston, Melo	12-8	281	23.4	44-106	.415	5-20	.250	33-51	.647	19	56	75	6.3	34	3	14	24	5	8	126	10.5
00	Fields, Caleb	12-9	391	32.6	27-77	.351	13-30	.433	48-73	.658	6	26	32	2.7	28	0	45	27	1	12	115	9.6
01	Johnson, Jerry	12-1	267	22.3	30-88	.341	22-67	.328	31-38	.816	3	21	24	2.0	17	0	21	12	0	4	113	9.4
12	Kus, Canberk	12-9	271	22.6	33-83	.398	5-26	.192	25-31	.806	20	41	61	5.1	35	1	15	18	13	8	96	8.0
04	Matthews, J.J.	12-12	260	21.7	28-51	.549	0-0	.000	26-42	.619	19	30	49	4.1	41	4	14	21	8	5	82	6.8
05	Willis, Christian	12-4	213	17.8	24-41	.585	13-21	.619	15-21	.714	2	13	15	1.3	27	1	15	12	0	7	76	6.3
03	Brevard, Malik	12-5	224	18.7	24-34	.706	0-1	.000	14-23	.609	30	39	69	5.8	38	2	6	9	6	11	62	5.2
32	Jackson, Antwon	12-0	139	11.6	6-14	.429	0-0	.000	14-18	.778	11	17	28	2.3	17	0	7	6	3	4	26	2.2
15	Scoggins, Jake	2-0	5	2.5	1-1	1.000	0-0	.000	0-0	.000	0	0	0	0.0	1	0	0	0	0	0	2	1.0
02	Wilson, Kobe	3-0	7	2.3	0-4	.000	0-1	.000	2-2	1.000	0	1	1	0.3	0	0	0	0	0	0	2	0.7
Team											4	8	12					1				
Total.....		12	2450		266-619	.430	76-214	.355	254-359	.708	123	283	406	33.8	268	11	170	148	39	77	862	71.8
Opponents.....		12	2450		284-637	.446	71-217	.327	222-305	.728	118	290	408	34.0	268	-	146	161	20	69	861	71.8

<b>TEAM STATISTICS</b>	<b>ASU</b>	<b>OPP</b>	<b>Date</b>	<b>Opponent</b>	<b>Score</b>	<b>Att.</b>
SCORING	862	861	* 12/18/19	LOUISIANA	W 79-67	1177
Points per game	71.8	71.8	* 12/21/19	at ULM	W 62-59	2021
Scoring margin	+0.1	-	* 01/02/20	UT ARLINGTON	L 52-73	1276
FIELD GOALS-ATT	266-619	284-637	* 01/04/20	TEXAS STATE	L 67-70	1275
Field goal pct	.430	.446	* 01/06/20	GEORGIA STATE	W 90-87	1105
3 POINT FG-ATT	76-214	71-217	* 01/09/20	at South Alabama	L 59-75	1392
3-point FG pct	.355	.327	* 01/11/20	TROY	Wot 76-68	1377
3-pt FG made per game	6.3	5.9	* 01/16/20	at Appalachian State	Lot 80-83	1566
FREE THROWS-ATT	254-359	222-305	* 01/18/20	at Coastal Carolina	W 80-75	1313
Free throw pct	.708	.728	* 01/23/20	SOUTH ALABAMA	W 75-71	3119
F-Throws made per game	21.2	18.5	* 01/25/20	at Troy	W 78-62	2538
REBOUNDS	406	408	* 01/30/20	APPALACHIAN STATE	L 64-71	1971
Rebounds per game	33.8	34.0				
Rebounding margin	-0.2	-				
ASSISTS	170	146				
Assists per game	14.2	12.2				
TURNOVERS	148	161				
Turnovers per game	12.3	13.4				
Turnover margin	+1.1	-				
Assist/turnover ratio	1.1	0.9				
STEALS	77	69				
Steals per game	6.4	5.8				
BLOCKS	39	20				
Blocks per game	3.3	1.7				
ATTENDANCE	11300	8830				
Home games-Avg/Game	7-1614	5-1766				
Neutral site-Avg/Game	-	0-0				

\* = Conference game

% = Red Wolves Classic (Jonesboro, Ark.)

<b>Score by Periods</b>	<b>1st</b>	<b>2nd</b>	<b>OT</b>	<b>Totals</b>
Arkansas State	384	455	23	862
Opponents	421	422	18	861



## Individual Career History vs Coastal Carolina



### Brevard, Malik

Season	gp-gs	min/avg	Total		3-Point		F-Throws		Rebounds				pf	fo	ast	to	blk	stl	Scoring	
			fg-fga	pct	fg-fga	pct	ft-fa	pct	off	def	tot	avg							pts	avg
2018-19	1-0	9/9.0	0-1	.000	0-0	.000	2-2	1.000	3	0	3	3.0	1	0	0	1	0	0	2	2.0
2019-20	1-0	9/9.0	1-1	1.000	0-0	.000	0-0	.000	1	1	2	2.0	5	1	0	0	0	0	2	2.0
TOTAL	2-0	18/9.0	1-2	.500	0-0	.000	2-2	1.000	4	1	5	2.5	6	1	0	1	0	0	4	2.0

### Eaton, Marquis

Season	gp-gs	min/avg	Total		3-Point		F-Throws		Rebounds				pf	fo	ast	to	blk	stl	Scoring	
			fg-fga	pct	fg-fga	pct	ft-fa	pct	off	def	tot	avg							pts	avg
2017-18	2-1	44/22.0	3-12	.250	1-4	.250	0-0	.000	1	2	3	1.5	3	0	6	1	0	2	7	3.5
2018-19	1-1	33/33.0	3-7	.429	1-5	.200	2-2	1.000	0	1	1	1.0	2	0	6	5	0	2	9	9.0
2019-20	1-1	32/32.0	5-11	.455	3-7	.429	7-8	.875	1	1	2	2.0	0	0	4	3	1	1	20	20.0
TOTAL	4-3	109/27.3	11-30	.367	5-16	.313	9-10	.900	2	4	6	1.5	5	0	16	9	1	5	36	9.0

### Eggleston, Melo

Season	gp-gs	min/avg	Total		3-Point		F-Throws		Rebounds				pf	fo	ast	to	blk	stl	Scoring	
			fg-fga	pct	fg-fga	pct	ft-fa	pct	off	def	tot	avg							pts	avg
2019-20	1-1	24/24.0	3-9	.333	1-3	.333	6-10	.600	3	5	8	8.0	2	0	2	3	1	1	13	13.0
TOTAL	1-1	24/24.0	3-9	.333	1-3	.333	6-10	.600	3	5	8	8.0	2	0	2	3	1	1	13	13.0

### Fields, Caleb

Season	gp-gs	min/avg	Total		3-Point		F-Throws		Rebounds				pf	fo	ast	to	blk	stl	Scoring	
			fg-fga	pct	fg-fga	pct	ft-fa	pct	off	def	tot	avg							pts	avg
2019-20	1-1	29/29.0	0-4	.000	0-1	.000	3-4	.750	0	1	1	1.0	1	0	1	3	0	0	3	3.0
TOTAL	1-1	29/29.0	0-4	.000	0-1	.000	3-4	.750	0	1	1	1.0	1	0	1	3	0	0	3	3.0

### Jackson, Antwon

Season	gp-gs	min/avg	Total		3-Point		F-Throws		Rebounds				pf	fo	ast	to	blk	stl	Scoring	
			fg-fga	pct	fg-fga	pct	ft-fa	pct	off	def	tot	avg							pts	avg
2019-20	1-0	13/13.0	0-0	.000	0-0	.000	5-8	.625	0	2	2	2.0	3	0	0	2	0	1	5	5.0
TOTAL	1-0	13/13.0	0-0	.000	0-0	.000	5-8	.625	0	2	2	2.0	3	0	0	2	0	1	5	5.0

### Johnson, Jerry

Season	gp-gs	min/avg	Total		3-Point		F-Throws		Rebounds				pf	fo	ast	to	blk	stl	Scoring	
			fg-fga	pct	fg-fga	pct	ft-fa	pct	off	def	tot	avg							pts	avg
2019-20	1-0	26/26.0	5-7	.714	3-5	.600	4-4	1.000	0	4	4	4.0	1	0	0	0	0	0	17	17.0
TOTAL	1-0	26/26.0	5-7	.714	3-5	.600	4-4	1.000	0	4	4	4.0	1	0	0	0	0	0	17	17.0

### Kus, Canberk

Season	gp-gs	min/avg	Total		3-Point		F-Throws		Rebounds				pf	fo	ast	to	blk	stl	Scoring	
			fg-fga	pct	fg-fga	pct	ft-fa	pct	off	def	tot	avg							pts	avg
2018-19	1-0	22/22.0	2-6	.333	0-3	.000	5-6	.833	1	4	5	5.0	2	0	1	0	2	2	9	9.0
2019-20	1-1	25/25.0	2-7	.286	0-4	.000	0-0	.000	4	3	7	7.0	2	0	2	2	1	1	4	4.0
TOTAL	2-1	47/23.5	4-13	.308	0-7	.000	5-6	.833	5	7	12	6.0	4	0	3	2	3	3	13	6.5

### Matthews, J.J.

Season	gp-gs	min/avg	Total		3-Point		F-Throws		Rebounds				pf	fo	ast	to	blk	stl	Scoring	
			fg-fga	pct	fg-fga	pct	ft-fa	pct	off	def	tot	avg							pts	avg
2018-19	1-0	20/20.0	4-7	.571	0-0	.000	1-3	.333	4	5	9	9.0	0	0	0	4	0	1	9	9.0
2019-20	1-1	19/19.0	0-6	.000	0-0	.000	3-5	.600	4	2	6	6.0	3	0	0	1	1	0	3	3.0
TOTAL	2-1	39/19.5	4-13	.308	0-0	.000	4-8	.500	8	7	15	7.5	3	0	0	5	1	1	12	6.0





## Individual Career History vs Coastal Carolina



### Scoggins, Jake

Season	gp-gs	min/avg	Total		3-Point		F-Throws		Rebounds				pf	fo	ast	to	blk	stl	Scoring	
			fg-fga	pct	fg-fga	pct	ft-fa	pct	off	def	tot	avg							pts	avg
2017-18	2-0	12/6.0	0-0	.000	0-0	.000	2-4	.500	1	1	2	1.0	1	0	0	0	0	2	2	1.0
2019-20	1-0	4/4.0	0-0	.000	0-0	.000	0-0	.000	0	0	0	0.0	1	0	0	0	0	0	0	0.0
TOTAL	3-0	16/5.3	0-0	.000	0-0	.000	2-4	.500	1	1	2	0.7	2	0	0	0	0	2	2	0.7

### Willis, Christian

Season	gp-gs	min/avg	Total		3-Point		F-Throws		Rebounds				pf	fo	ast	to	blk	stl	Scoring	
			fg-fga	pct	fg-fga	pct	ft-fa	pct	off	def	tot	avg							pts	avg
2016-17	1-0	1/1.0	0-0	.000	0-0	.000	0-0	.000	0	0	0	0.0	0	0	0	0	0	0	0	0.0
2018-19	1-0	11/11.0	0-1	.000	0-1	.000	0-0	.000	1	0	1	1.0	0	0	0	0	0	1	0	0.0
2019-20	1-0	19/19.0	5-7	.714	3-4	.750	0-0	.000	1	1	2	2.0	3	0	0	1	0	0	13	13.0
TOTAL	3-0	31/10.3	5-8	.625	3-5	.600	0-0	.000	2	1	3	1.0	3	0	0	1	0	1	13	4.3

### Wilson, Kobe

Season	gp-gs	min/avg	Total		3-Point		F-Throws		Rebounds				pf	fo	ast	to	blk	stl	Scoring	
			fg-fga	pct	fg-fga	pct	ft-fa	pct	off	def	tot	avg							pts	avg
2018-19	1-0	7/7.0	0-1	.000	0-0	.000	0-0	.000	0	0	0	0.0	0	0	0	1	0	0	0	0.0
TOTAL	1-0	7/7.0	0-1	.000	0-0	.000	0-0	.000	0	0	0	0.0	0	0	0	1	0	0	0	0.0



**2019-20 Arkansas State Men's Basketball**  
**Arkansas State Season/Career Statistics (as of Jan 31, 2020)**  
**All games**



**SEASON STATISTICS**

**CAREER STATISTICS**

SUMMARY	gp-gs	min/g	fg%	3fg%	ft%	r/g	a/g	stl	blk	pts/g	gp-gs	min/g	fg%	3fg%	ft%	r/g	a/g	stl	blk	pts/g
Eaton, Marquis	23-21	31.0	.362	.357	.785	3.4	2.7	33	4	11.3	86-58	27.4	.374	.323	.788	2.7	2.6	85	21	9.4
Fields, Caleb	22-13	31.5	.397	.389	.687	2.9	3.5	20	1	10.8	21-12	31.2	.399	.375	.680	3.0	3.4	18	1	10.6
Eggleston, Melo	13-8	23.1	.412	.227	.650	6.1	1.3	8	7	10.6	12-7	23.6	.419	.250	.644	6.5	1.3	8	7	10.9
Kus, Canberk	23-20	25.3	.454	.295	.732	5.2	1.6	27	22	10.3	46-20	20.8	.421	.289	.762	3.8	1.3	45	38	7.9
Johnson, Jerry	22-1	21.7	.383	.373	.845	1.9	1.6	10	0	9.1	21-1	21.4	.388	.372	.842	1.8	1.6	10	0	9.1
Matthews, J.J.	23-23	21.8	.550	.000	.649	4.1	1.5	11	15	8.4	49-29	17.4	.541	.000	.642	3.6	0.9	17	30	7.1
Willis, Christian	23-14	20.8	.534	.512	.684	1.5	1.6	15	2	6.1	58-20	14.4	.461	.385	.712	1.2	0.9	19	3	4.2
Brevard, Malik	23-15	20.7	.659	.000	.576	6.3	0.6	19	11	5.7	52-25	18.2	.581	.111	.541	5.2	0.6	38	29	4.2
Jackson, Antwon	23-0	13.6	.474	.000	.588	2.5	0.6	14	7	2.4	22-0	13.9	.486	.000	.588	2.5	0.6	14	7	2.5
Wilson, Kobe	12-0	7.6	.214	.214	1.000	0.5	0.3	2	0	1.8	37-0	9.1	.272	.291	.700	0.5	0.4	6	1	2.2
Scoggins, Jake	5-0	4.0	.286	.000	.000	0.2	0.0	1	0	0.8	37-3	6.4	.447	.000	.231	0.9	0.2	7	1	1.0
Farrington, Malcolm	1-0	3.0	.000	.000	.000	0.0	0.0	0	0	0.0	1-0	3.0	.000	.000	.000	0.0	0.0	0	0	0.0

SCORING	fg-fga	fg%	3fg-fga	3fg%	ft-fta	ft%	pts	pts/g	fg-fga	fg%	3fg-fga	3fg%	ft-fta	ft%	pts	pts/g
Eaton, Marquis	79-218	.362	30-84	.357	73-93	.785	261	11.3	270-721	.374	82-254	.323	190-241	.788	812	9.4
Fields, Caleb	62-156	.397	21-54	.389	92-134	.687	237	10.8	59-148	.399	18-48	.375	87-128	.680	223	10.6
Eggleston, Melo	47-114	.412	5-22	.227	39-60	.650	138	10.6	44-105	.419	5-20	.250	38-59	.644	131	10.9
Kus, Canberk	89-196	.454	18-61	.295	41-56	.732	237	10.3	133-316	.421	33-114	.289	64-84	.762	363	7.9
Johnson, Jerry	57-149	.383	38-102	.373	49-58	.845	201	9.1	54-139	.388	35-94	.372	48-57	.842	191	9.1
Matthews, J.J.	72-131	.550	0-0	.000	50-77	.649	194	8.4	131-242	.541	0-0	.000	86-134	.642	348	7.1
Willis, Christian	47-88	.534	21-41	.512	26-38	.684	141	6.1	83-180	.461	30-78	.385	47-66	.712	243	4.2
Brevard, Malik	56-85	.659	0-2	.000	19-33	.576	131	5.7	93-160	.581	1-9	.111	33-61	.541	220	4.2
Jackson, Antwon	18-38	.474	0-0	.000	20-34	.588	56	2.4	18-37	.486	0-0	.000	20-34	.588	56	2.5
Wilson, Kobe	6-28	.214	3-14	.214	6-6	1.000	21	1.8	25-92	.272	16-55	.291	14-20	.700	80	2.2
Scoggins, Jake	2-7	.286	0-0	.000	0-1	.000	4	0.8	17-38	.447	0-0	.000	3-13	.231	37	1.0
Farrington, Malcolm	0-1	.000	0-1	.000	0-0	.000	0	0.0	0-1	.000	0-1	.000	0-0	.000	0	0.0

TOTALS	o-reb	d-reb	t-reb	pf	fo	ast	to	a/to	o-reb	d-reb	t-reb	pf	fo	ast	to	a/to
Eaton, Marquis	14	65	79	55	0	63	40	1.6	50	183	233	181	1	221	172	1.3
Fields, Caleb	9	55	64	34	0	78	44	1.8	9	53	62	32	0	71	43	1.7
Eggleston, Melo	20	59	79	36	3	17	24	0.7	19	59	78	35	3	16	20	0.8
Kus, Canberk	32	88	120	67	2	37	39	0.9	44	132	176	115	4	62	72	0.9
Johnson, Jerry	5	36	41	30	0	36	29	1.2	4	33	37	27	0	33	27	1.2
Matthews, J.J.	36	59	95	77	7	35	35	1.0	75	102	177	143	9	44	73	0.6
Willis, Christian	9	26	35	53	1	37	26	1.4	24	43	67	97	2	54	48	1.1
Brevard, Malik	57	89	146	78	7	14	34	0.4	103	167	270	145	10	29	66	0.4
Jackson, Antwon	24	34	58	31	0	13	17	0.8	24	31	55	31	0	13	17	0.8
Wilson, Kobe	0	6	6	1	0	4	6	0.7	2	18	20	27	1	13	19	0.7
Scoggins, Jake	1	0	1	4	0	0	1	0.0	10	23	33	48	0	7	12	0.6
Farrington, Malcolm	0	0	0	1	0	0	0	0.0	0	0	0	1	0	0	0	0.0