



# ARKANSAS STATE BASKETBALL

Basketball Contact: Mark Taylor [martaylor@astate.edu] | W: 870-972-3547 | C: 870-219-5705 | @AStateMB | #WolvesUp

## SCHEDULE/RESULTS

SBC: 7-4 | Non-Conference: 8-3  
Home: 10-3 | Away: 5-4 | Neutral: 0-0

### OCTOBER

Wed. 30 Harding (Exh.) 80-54, W

### NOVEMBER

Wed. 6 Arkansas-Monticello 65-49, W  
Fri. 8 at Ole Miss 43-71, L

#### Red Wolves Classic (Jonesboro, Ark.)

Thu. 14 VMI E+ 71-56, W  
Fri. 15 UC Davis 80-67, W  
Sun. 17 Idaho E+ 82-68, W

Wed. 20 at Colorado State 80-78, W  
Sat. 30 Stephen F. Austin 57-76, L

### DECEMBER

Tue. 3 Omaha E+ 78-73, W  
Sat. 7 at Tulsa 66-63, W  
Wed. 11 at Missouri State E+ 53-75, L  
Wed. 18 Louisiana\* E+ 79-67, W  
Sat. 21 at ULM\* E+ 62-59, W  
Sat. 28 Freed-Hardeman 84-73, W

### JANUARY

Thu. 2 UT Arlington\* E+ 52-73, L  
Sat. 4 Texas State\* E+ 67-70, L  
Mon. 6 Georgia State\* E+ 90-87, W  
Thu. 9 at South Alabama\* E+ 59-75, L  
Sat. 11 Troy\* E+ 76-68<sup>OT</sup>, W  
Thu. 16 at Appalachian State\* E+ 80-83<sup>OT</sup>, L  
Sat. 18 at Coastal Carolina\* E+ 80-75, W  
Thu. 23 South Alabama\* E+ 75-71, W  
Sat. 25 at Troy\* E+ 78-62, W  
Thu. 30 Appalachian State\* E+ 7:00 PM

### FEBRUARY

Sat. 1 Coastal Carolina\* E+ 4:00 PM  
Sat. 8 at Little Rock\* E+ 2:00 PM  
Thu. 13 at UT Arlington\* E+ 7:00 PM  
Sat. 15 at Texas State\* E+ 2:00 PM  
Wed. 19 ULM\* E+ 7:00 PM  
Sat. 22 Little Rock\* E+ 4:00 PM  
Wed. 26 at Louisiana\* E+ 7:00 PM

### MARCH

Tue. 3 at Georgia Southern\* E+ 6:00 PM

\* - Sun Belt Conference Game

All game times listed in Central Standard Time (CST)

## IN THESE NOTES

Radio/TV Roster.....	2
Roster & Quick Facts.....	3
Series History.....	4
Current Notes.....	4-5
Sun Belt Update.....	6
Statistical Trends.....	7
The Last Time.....	8-9
Game-By-Game Stats.....	10
Miscellaneous Stats.....	11
Player Pages.....	12-17
Box Scores.....	18-19
Game Highs/Lows.....	20
Career Stats vs Opponent.....	21-22
Season Stats.....	23
Conference Only Stats.....	24
Season/Career Stats.....	25

**ARKANSAS STATE vs APPALACHIAN STATE**  
Jonesboro, Ark. • First National Bank Arena  
Thursday, January 30 • 7:00 PM

**GAME**  
**23**

TV ESPN+  
107.9 KFIN  
AStateStats.com

### RED WOLVES

15-7 OVERALL 7-4 SUN BELT

Head Coach..... Mike Balado  
Career Record/Yrs ..... 39-47/3  
A-State Record/Yrs ..... Same  
vs. Appalachian State..... 3-1

Category	Overall	SBC	NCAA
Scoring Off.	70.8	72.5	200
Scoring Def.	70.0	71.8	202
FG%	.444	.432	142
FG% Def.	.454	.441	292
3-PT %	.356	.352	81
3-PT % Def.	.335	.315	210
FT %	.699	.700	195
Reb./Game	33.0	34.5	305
Reb. Margin	-0.2	+0.4	206
TO Margin	+1.4	+1.0	104
Asts/Game	14.5	14.0	86
TO/Game	13.0	12.5	130
Stls/Game	7.0	6.5	117
Blks/Game	3.1	3.5	183

NCAA Rank as of Jan. 28



-VS-



### THE SERIES

Tied 6-6

In Jonesboro ..... 4-2  
In Boone ..... 2-4  
Neutral Sites ..... 0-0  
Trend ..... Appalachian State, W1  
Last Game..... January 16, 2020  
...at Appalachian State 83, A-State 80 (OT)  
More series information on page 4

### FOLLOW THE RED WOLVES

Online..... AStateRedWolves.com  
Twitter..... @AStateMB  
Facebook..... /AStateMB  
Instagram..... @AStateMB

### MOUNTAINEERS

11-10 OVERALL 5-5 SUN BELT

Head Coach.....Dustin Kerns  
Career Record/Yrs ..... 42-47/3  
APP Record/Yrs ..... 11-10/1  
vs. A-State ..... 1-0

Category	Overall	SBC	NCAA
Scoring Off.	68.6	68.9	253
Scoring Def.	66.5	71.7	109
FG%	.424	.423	245
FG% Def.	.412	.434	115
3-PT %	.303	.305	309
3-PT % Def.	.320	.346	130
FT %	.660	.696	297
Reb./Game	36.8	35.8	127
Reb. Margin	+0.2	-0.1	183
TO Margin	+1.2	-1.2	113
Asts/Game	11.3	11.0	304
TO/Game	13.6	13.9	194
Stls/Game	7.7	7.1	81
Blks/Game	2.5	2.5	268

NCAA Rank as of Jan. 28

## STORYLINES

The 2019-20 campaign marks the program's 92nd season with the Red Wolves amassing a 1,222-1,174 all-time record (.510) dating back to the inaugural 1926-27 season ... A-State is 11-1 this season and is 33-5 under head coach Mike Balado, when scoring 65 points before its opponent ... A-State is 15-2 when shooting 40 percent or better and 14-2 when scoring 65 or more points this season ... The Red Wolves have 13 games with 14 or more assists this season after posting a combined 13 the last two seasons. ... A-State has 15 wins over the first 22 games for the seventh time in 50 seasons at Division I level (since 1970-71) ... A-State has five comebacks despite trailing by 10 or more points in the second half ... The Red Wolves own 10 or more home wins for the 19th time in 33 seasons at First National Bank Arena ... A-State has surpassed its win total from a year ago (13-19) and matched the win total in league play (7-11) ... The Red Wolves have 27 double-figure scoring games from players off the bench this season, tied with Winthrop for the most in Division I ... Jerry Johnson Jr. has 11 double-figure scoring games off the bench this season, fifth-most in Division I this year.

## ARKANSAS STATE PROJECTED LINEUP



### 0 CALEB FIELDS

FR | G | 6-0 | 185 | Lewisburg, Tenn.

PPG	RPG	APG	MPG
10.6	3.0	3.4	31.2

> Ranks top-60 nationally in free throws made (57th | 87) and free throw attempts (22nd | 128)  
> Ranks eighth in Sun Belt (all games) with 71 assists  
> Double figures in 11 of 21 games (missed one game - injury)

LAST GAME: 8 PTS, 2 REB, 3 AST, 2-7 FG, 1-3 3FG, 3-4 FT



### 4 J.J. MATTHEWS

rJR | F | 6-9 | 235 | Richmond, Va.

PPG	RPG	APG	MPG
8.5	4.1	1.6	21.6

> 18 points vs Georgia State were his most in an SBC outing  
> Dished out career best seven assists against Idaho  
> Second on team with 15 blocks, 8 of which have come in SBC play  
> Only player to start every game

LAST GAME: 11 PTS, 2 REB, 2 AST, 1 BLK, 4-5 FG, 3-7 FT



### 11 MELO EGGLESTON

rSO | G | 6-8 | 200 | Suitland, Md.

PPG	RPG	APG	MPG
10.9	6.5	1.3	23.6

> Double figures in 9 of 12 games  
> Leading rebounder for team in five games  
> Has two double-doubles on season (vs Georgia State / vs Troy)  
> Became eligible on Dec. 18 against Louisiana due to NCAA transfer rules.

LAST GAME: 15 PTS, 9 REB, 4 AST, 1 BLK, 1 STL, 6-13 FG, 3-6 FT



### 12 CANBERK KUS

SR | G | 6-6 | 205 | Istanbul, Turkey

PPG	RPG	APG	MPG
10.4	5.3	1.7	25.6

> Posted 1st career double-double with 13 pts and 12 rebs vs Idaho  
> Career high 18 pts against VMI  
> Reached double figures in 12 of 22 games

LAST GAME: 8 PTS, 10 REB, 1 AST, 2 BLK, 3-7 FG, 0-1 3FG, 2-4 FT



### 23 MARQUIS EATON

JR | G | 6-2 | 195 | Helena, Ark.

PPG	RPG	APG	MPG
11.7	3.5	2.8	31.4

> Season high 24 points in win over Louisiana  
> 19-plus points in four of last six games  
> Tied career high with 9 rebounds against Louisiana  
> Career-high five steals vs Troy (Jan. 11)

LAST GAME: 5 PTS, 2 REB, 3 AST, 2-6 FG, 1-3 3FG, 0-0 FT

Lineup based on last game



## RED WOLVES AT A GLANCE

RECORD  
15-7

SUN BELT RECORD  
7-4

LAST GAME  
78-62, W  
at Troy

Head Coach



Mike Balado

Assistant Coach



Rick Cabrera

Assistant Coach



Casey Stanley

Assistant Coach



Mike Scutero

## BY THE NUMBERS

PPG	70.8
Scoring Margin	+0.8
FG%	.444
3-PT FG%	.356
FT%	.699
APG	14.5
A/TO	1.1
Reb. Margin	-0.2
TO Margin	+1.4
SPG	7.0
BPG	3.1

## SBC STAT RANKS

Scoring Off	7 / 3
Scoring Def	7 / 10
FG%	6 / 6
FG% Def	12 / 10
3-PT %	3 / 3
3-PT % Def	8 / 4
FT%	6 / 7
Rebs/Game	10 / 9
Reb. Margin	4 / 5
TO Margin	5 / 4
Asts/Game	3 / 4

All Games / SBC Only

0



## CALEB FIELDS

PPG	RPG	APG	FG%	MPG
10.6	3.0	3.4	.399	31.2
9.2	2.7	3.5	.348	32.1

G | Fr. | 6-0 | 190 | Lewsiburg, Tenn. | Aspire Academy

Points:	22 at Colorado State   11-20-19
Rebounds:	7 vs SFA   11-30-19
Assists:	8 vs Georgia State   1-6-20
Career vs APP:	1 GP, 11 PTS, 4-10 FG, 1-4 3FG, 2-5 FT, 2 REB, 3 AST, 1 TO, 0 BLK, 0 STL

Blocks:	1 at ULM   12-21-19
Steals:	2, 7x, vs Troy   1-11-20
Minutes:	40 at Appalachian State   1-16-20

1



## JERRY JOHNSON JR.

PPG	RPG	APG	FG%	MPG
9.1	1.8	1.6	.388	21.4
9.4	1.8	1.6	.346	21.6

G | Sr. | 6-2 | 225 | Memphis, Tenn. | Chattanooga

Points:	22 vs Omaha   12-3-19
Rebounds:	4, 4x, at Coastal Carolina   1-18-20
Assists:	5 vs South Alabama   1-23-20
Career vs APP:	1 GP, 13 PTS, 3-6 FG, 3-6 3FG, 4-5 FT, 2 REB, 0 AST, 0 TO, 0 BLK, 0 STL

Blocks:	2 vs Troy   1-11-20
Steals:	2, 2x, at Missouri State   12-11-19
Minutes:	30 at Tulsa   12-7-19

2



## KOBE WILSON

PPG	RPG	APG	FG%	MPG
1.8	0.5	0.3	.214	7.6
0.7	0.3	0.0	.000	2.3

G | So. | 6-2 | 180 | Palestine, Texas | Atascocita HS

Points:	10 vs Harding   12-29-18
Rebounds:	3 vs Evansville   12-4-18
Assists:	3 vs Missouri State   12-18-18
Career vs APP:	1 GP, 0 PTS, 0-1 FG, 0-0 3FG, 0-0 FT, 0 REB, 0 AST, 0 TO, 0 BLK, 0 STL

Blocks:	1 vs Harding   12-29-18
Steals:	4 vs Harding   12-29-18
Minutes:	26 vs Evansville   12-4-18

3



## MALIK BREVARD

PPG	RPG	APG	FG%	MPG
5.5	6.3	0.5	.646	20.4
4.7	5.6	0.4	.679	17.8

F | Sr. | 6-8 | 215 | Charlotte, N.C. | Palm Beach State College

Points:	17 vs VMI   11-4-19
Rebounds:	14 vs Idaho   11-17-19
Assists:	4 vs Idaho   11-17-19
Career vs APP:	2 GP, 11 PTS, 4-8 FG, 0-0 3FG, 3-6 FT, 15 REB, 1 AST, 1 TO, 1 BLK, 1 STL

Blocks:	3 vs Harding   12-29-18
Steals:	7 vs Troy   1-11-20
Minutes:	37 vs FAU   12-14-18

4



## J.J. MATTHEWS

PPG	RPG	APG	FG%	MPG
8.5	4.1	1.6	.568	21.6
6.9	4.1	1.2	.600	21.3

F | rJr. | 6-9 | 235 | Richmond, Va. | Moberly Area CC

Points:	19 vs Idaho   11-17-19
Rebounds:	10 vs UAM   11-6-19
Assists:	7 vs Idaho   11-17-19
Career vs APP:	2 GP, 3 PTS, 1-2 FG, 0-0 3FG, 1-1 FT, 3 REB, 1 AST, 2 TO, 0 BLK, 0 STL

Blocks:	2, 6x, vs Georgia State   1-6-20
Steals:	3 vs UT Arlington   2-16-19
Minutes:	34 vs Idaho   11-17-19

5



## CHRISTIAN WILLIS

PPG	RPG	APG	FG%	MPG
6.2	1.5	1.7	.529	21.2
6.5	1.3	1.4	.575	18.2

G | rJr. | 6-1 | 190 | Belleville, Ill. | Christian Brothers College HS

Points:	17 vs South Alabama   1-23-20
Rebounds:	6, 2x, at Colorado State   11-20-19
Assists:	6 vs South Alabama   1-23-20
Career vs APP:	2 GP, 6 PTS, 2-4 FG, 2-3 3FG, 0-0 FT, 2 REB, 1 AST, 1 TO, 0 BLK, 0 STL

Blocks:	1, 3x, at Colorado State   11-20-19
Steals:	3, 2x, vs Omaha   12-3-19
Minutes:	32, 2x, vs Omaha   12-3-19

11



## MELO EGGLESTON

PPG	RPG	APG	FG%	MPG
10.9	6.5	1.3	.419	23.6
10.8	6.7	1.2	.423	24.0

G | rSo. | 6-8 | 200 | Suitland, Md. | Wake Forest

Points:	17 at Appalachian State   1-16-20
Rebounds:	10, 2x, vs Troy   1-11-20
Assists:	4 at Troy   1-25-20
Career vs APP:	1 GP, 17 PTS, 7-15 FG, 2-5 3FG, 1-4 FT, 7 REB, 2 AST, 0 TO, 0 BLK, 0 STL

Blocks:	2, 2x, vs South Alabama   1-23-20
Steals:	2, 2x, vs Troy   1-11-20
Minutes:	34 at Appalachian State   1-16-20

12



## CANBERK KUS

PPG	RPG	APG	FG%	MPG
10.4	5.3	1.7	.450	25.6
7.9	5.2	1.4	.385	22.8

G | Sr. | 6-6 | 205 | Istanbul, Turkey | College of Central Florida

Points:	18 vs VMI   11-14-19
Rebounds:	12 vs Idaho   11-17-19
Assists:	5 vs VMI   11-14-19
Career vs APP:	2 GP, 21 PTS, 10-22 FG, 1-6 3FG, 0-1 FT, 15 REB, 2 AST, 6 TO, 1 BLK, 3 STL

Blocks:	4 vs Louisiana   12-18-19
Steals:	4, 3x, vs Freed-Hardeman   12-28-19
Minutes:	37 vs Idaho   11-17-19

15



## JAKE SCOGGINS

PPG	RPG	APG	FG%	MPG
0.8	0.2	0.0	.286	4.0
1.0	0.0	0.0	1.000	2.5

F | rJr. | 6-9 | 200 | Benton, Ark. | Benton HS

Points:	4, 3x, vs Culver-Stockton   12-22-17
Rebounds:	4 at Grand Canyon   11-16-18
Assists:	3 at Grand Canyon   11-16-18
Career vs APP:	2 GP, 4 PTS, 2-2 FG, 0-0 3FG, 0-0 FT, 1 REB, 0 AST, 0 TO, 1 BLK, 0 STL

Blocks:	1 at Appalachian State   1-27-18
Steals:	2 vs Coastal Carolina   2-24-18
Minutes:	20 at Grand Canyon   11-16-18

23



## MARQUIS EATON

PPG	RPG	APG	FG%	MPG
11.7	3.5	2.8	.364	31.4
14.4	3.5	2.8	.414	33.6

G | rr. | 6-2 | 195 | Helena, Ark. | Jonesboro HS

Points:	26 vs UT Arlington   2-16-19
Rebounds:	9, 2x, vs Louisiana   12-18-19
Assists:	8 vs Appalachian State   1-24-19
Career vs APP:	4 GP, 51 PTS, 17-44 FG, 2-13 3FG, 15-22 FT, 20 REB, 20 AST, 10 TO, 2 BLK, 8 STL

Blocks:	2 vs Louisiana   3-9-19
Steals:	5 vs Troy   1-11-20
Minutes:	43 vs Troy   1-11-20

32



## ANTWON JACKSON

PPG	RPG	APG	FG%	MPG
2.5	2.5	0.6	.486	13.9
2.4	2.3	0.6	.462	12.0

F | Fr. | 6-7 | 265 | Las Vegas, Nev. | Ed W. Clark HS

Points:	8 vs Omaha   12-3-19
Rebounds:	8 vs Louisiana   12-18-19
Assists:	2, 3x, at Appalachian State   1-16-20
Career vs APP:	1 GP, 3 PTS, 1-1 FG, 0-0 3FG, 1-2 FT, 2 AST, 0 TO, 0 BLK, 1 STL

Blocks:	1, 7x, vs Texas State   1-4-20
Steals:	3 at Ole Miss   11-8-19
Minutes:	25 vs Louisiana   12-18-19

## LAST FIVE GAMES

#	Player	gp-gs	min	avg	fg-fga	fg%	3fg-fga	3fg%	ft-fa	ft%	off	def	tot	avg	pf	dq	a	to	blk	stl	pts	avg
23	Eaton, Marquis	5-5	172	34.4	23-54	.426	11-25	.440	24-29	.828	4	14	18	3.6	13	0	19	11	1	8	81	16.2
11	Eggleston, Melo	5-5	149	29.8	21-51	.412	4-13	.308	14-26	.538	9	34	43	8.6	14	0	10	9	4	4	60	12.0
01	Johnson, Jerry	5-0	104	20.8	15-37	.405	12-32	.375	13-18	.722	0	10	10	2.0	8	0	10	3	0	2	55	11.0
05	Willis, Christian	5-0	98	19.6	17-24	.708	9-13	.692	6-6	1.000	2	7	9	1.8	15	1	7	4	0	3	49	9.8
00	Fields, Caleb	5-5	164	32.8	10-32	.313	5-15	.333	17-27	.630	3	7	10	2.0	10	0	13	14	0	2	42	8.4
12	Kus, Canberk	5-4	111	22.2	13-32	.406	1-11	.091	8-12	.667	9	24	33	6.6	15	0	5	10	6	3	35	7.0
03	Brevard, Malik	5-1	96	19.2	9-13	.692	0-0	.000	9-14	.643	13	18	31	6.2	18	2	2	3	2	8	27	5.4
04	Matthews, J.J.	5-5	91	18.2	9-19	.474	0-0	.000	6-14	.429	7	7	14	2.8	18	2	7	8	2	0	24	4.8
32	Jackson, Antwon	5-0	58	11.6	2-3	.667	0-0	.000	8-12	.667	4	4	8	1.6	7	0	4	2	0	2	12	2.4
02	Wilson, Kobe	1-0	2	2.0	0-1	.000	0-0	.000	2-2	1.000	0	0	0	0.0	0	0	0	0	0	0	2	2.0
15	Scoggins, Jake	2-0	5	2.5	1-1	1.000	0-0	.000	0-0	.000	0	0	0	0.0	1	0	0	0	0	0	2	1.0
	Team										4	7	11									
	Total.....	5	1050		120-267	.449	42-109	.385	107-160	.669	55	132	187	37.4	119	5	77	64	15	32	389	77.8
	Opponents.....	5	1050		113-274	.412	34-117	.291	99-136	.728	51	122	173	34.6	115	-	49	68	11	30	359	71.8

# ARKANSAS STATE BASKETBALL

## NUMERICAL ROSTER

No.	Name	Pos.	Yr.	Ht.	Wt.	Hometown/Last School
0	Caleb Fields	G	Fr.	6-0	190	Lewisburg, Tenn./Aspire Academy
1	Jerry Johnson Jr.	G	Sr.	6-2	225	Memphis, Tenn./Chattanooga
2	Kobe Wilson	G	So.	6-2	180	Palestine, Texas/Atascocita HS
3	Malik Brevard	F	Sr.	6-8	210	Charlotte, N.C. /Palm Beach State College
4	J.J. Matthews	F	rJr.	6-9	235	Richmond, Va./Moberly Area CC
5	Christian Willis	G	rJr.	6-1	190	Belleville, Ill. /Christian Brothers College HS
10	Malcolm Farrington	G	Fr.	6-4	200	West Palm Beach, Fla./DME Academy
11	Melo Eggleston	G	rSo.	6-8	200	Suitland, Md./Wake Forest
12	Canberk Kus	G	Sr.	6-6	205	Istanbul, Turkey/College of Central Florida
15	Jake Scoggins	F	rJr.	6-9	220	Benton, Ark./Benton HS
20	J'Sebian Brown	G	Jr.	6-4	165	Jonesboro, Ark./Southwest Tennessee
21	Avery Felts	G	Fr.	6-2	185	Jonesboro, Ark./Westside HS
23	Marquis Eaton	G	Jr.	6-2	195	Helena, Ark./Jonesboro HS
32	Antwon Jackson	F	Fr.	6-7	265	Las Vegas, Nev./Ed W. Clark HS

## ALPHABETICAL ROSTER

No.	Name	Pos.	Yr.	Ht.	Wt.	Hometown/Last School
3	Malik Brevard	F	Sr.	6-8	210	Charlotte, N.C./Palm Beach State College
20	J'Sebian Brown	G	Jr.	6-4	165	Jonesboro, Ark./Southwest Tennessee
23	Marquis Eaton	G	Jr.	6-2	195	Helena, Ark./Jonesboro HS
11	Melo Eggleston	G	rSo.	6-8	200	Suitland, Md./Wake Forest
10	Malcolm Farrington	G	Fr.	6-4	200	West Palm Beach, Fla./DME Academy
21	Avery Felts	G	Fr.	6-2	185	Jonesboro, Ark./Westside HS
0	Caleb Fields	G	Fr.	6-0	190	Lewisburg, Tenn./Aspire Academy
32	Antwon Jackson	F	Fr.	6-7	265	Las Vegas, Nev./Ed W. Clark HS
1	Jerry Johnson Jr.	G	Sr.	6-2	225	Memphis, Tenn./Chattanooga
12	Canberk Kus	G	Sr.	6-6	205	Istanbul, Turkey/College of Central Florida
4	J.J. Matthews	F	rJr.	6-9	235	Richmond, Va./Moberly Area CC
15	Jake Scoggins	F	rJr.	6-9	220	Benton, Ark./Benton HS
5	Christian Willis	G	rJr.	6-1	190	Belleville, Ill. /Christian Brothers College HS
2	Kobe Wilson	G	So.	6-2	180	Palestine, Texas/Atascocita HS

## COACHING STAFF

Head Coach	Mike Balado
Assistant Coach	Rick Cabrera
Assistant Coach	Casey Stanley
Assistant Coach	Mike Scutero
Director of Basketball Ops	Hayden McClain
Strength & Conditioning	James Diaz
Athletic Trainer	Matt Kabay

## PRONUNCIATION GUIDE

Malik Brevard	Bruh-var'd
J'Sebian Brown	Juh-say-be-in
Canberk Kus	Jhawn-bek Koo-sh
Mike Balado	Buh-lah-doh
Mike Scutero	Scoo-tear-oh

## QUICK FACTS

### THE UNIVERSITY

Location.....	Jonesboro, Ark.
Founded .....	1909
Enrollment .....	14,085
Colors .....	Scarlet & Black
Nickname .....	Red Wolves
Conference .....	Sun Belt
President .....	Dr. Charles Welch
Chancellor .....	Dr. Kelly Damphousse
Athletics Director .....	Terry Mohajir
Athletics Department Phone .....	870-972-3880
Ticket Office Phone .....	870-972-2781

### BASKETBALL HISTORY

First Year of Basketball .....	1926-27
No. of Seasons .....	92
All-Time Record .....	1,222-1,174
Sun Belt Record .....	237-251
Record in First National Bank Arena .....	323-130
NCAA Tourney Years (Record) ....	1 (0-1); Last 1999
NIT Years (Record) .....	4 (4-4); Last 1991

### 2019-20 TEAM

Letterwinners Returning/Lost .....	7/6
Starters Returning/Lost .....	1/4
2018-19 .....	13-19 (H: 10-4; A: 2-13; N: 1-2)
2018-19 Sun Belt Finish .....	7-11, 9th

### MEDIA RELATIONS

Associate Director/MBB Contact:.....	Mark Taylor
E-Mail .....	martaylor@astate.edu
Office/Cell .....	870-972-3547 / 870-219-5705
Twitter .....	@AStateMB
Website .....	AStateRedWolves.com



## SERIES HISTORY

Tied 6-6

- ▶ With the series tied 6-6, A-State and Appalachian State meet for the 13th time on Thursday.
- ▶ The series is deadlocked 5-5 with the two teams playing 10 Sun Belt Conference matchups in the series with the last three games being decided in overtime. The Mountaineers came away with an 83-80 overtime decision two weeks ago in Boone.
- ▶ The Red Wolves are 4-2 in Jonesboro against the Mountaineers. Each of the last two games against Appalachian State in First National Bank Arena have gone to overtime
- ▶ A-State is in its 29th season of play in the Sun Belt Conference with a record of 236-251 (.485). A-State is 155-93 (.625) at home and 81-158 (.339) on the road in SBC action.

## SERIES RECORD

In Jonesboro:	4-2
In Boone:	2-4
Neutral Sites:	0-0
Current Overall Streak:	Appalachian State W1
Longest A-State Win Streak:	4 Games
Longest APP Win Streak:	3 Games
Largest A-State Win:	22 (91-69)   Nov. 24, 1990
Largest APP Win:	14 (72-86)   Jan. 16, 2016

## SERIES RESULTS

Date	Year	Score	Result
Jan. 3	2015	73-74	hL
Jan. 15	2015	59-50	aW
Jan. 16	2016	72-86	hL
March 5	2016	73-80	aL
Jan. 9	2017	57-70	aL
Feb. 4	2017	79-78	hW
Jan. 27	2018	93-88	aW
Feb. 22	2018	82-79 <sup>OT</sup>	hW
Jan. 24	2019	82-81 <sup>OT</sup>	hW
Jan. 16	2020	80-83 <sup>OT</sup>	aL

## TALE OF THE TAPE

A-State	Stats	APP
70.8	Points Per Game	68.6
70.0	Opp. Points Per Game	66.5
+0.8	Scoring Margin	+2.1
.444	Field Goal %	.424
.454	Opp. Field Goal %	.412
.356	3-Point FG %	.303
.335	Opp. 3-Point FG %	.320
.699	Free Throw %	.660
33.0	Rebounds Per Game	36.8
-0.2	Rebound Margin	+0.2
14.5	Assists Per Game	11.3
13.0	Turnovers Per Game	13.6
+1.4	Turnover Margin	+1.2
1.1	Assist/Turnover Ratio	0.8
7.0	Steals Per Game	7.7
3.1	Blocks Per Game	2.5

## THE OPENING TIP

- ▶ A-State hosts Appalachian State Thursday at 7:00 p.m. on ESPN+.
- ▶ The 2019-20 campaign marks the program's 92nd season with the Red Wolves amassing a 1,222-1,174 all-time record (.510) dating back to the inaugural 1926-27 season.

## "DON'T STOP BELIEVING"

- ▶ Eight of the Red Wolves 15 wins have come despite trailing by eight or more points in the game. In each of those eight wins, A-State's opponent had a 78 percent or greater win probability per ESPN. Six games, Troy (95.4%), Coastal Carolina (95.0%), Georgia State (94.8%), Tulsa (95.3%), Omaha (93.1%) and Colorado State (98.6%), saw an opponent have a 90-plus percent win probability.
- ▶ Of the eight comeback wins, five have been double-digit deficits in the second half. Of the Red Wolves five conference wins, four have seen the Red Wolves overcome at least an eight point second-half deficit.
- ▶ Between the 2014-15 and 2017-18 seasons, A-State had seven wins despite trailing by 10 or more points in the second half.

## Deficits Overcome

vs Idaho	14 - 8:18 1H
at Colorado State	17 - 16:22 2H
vs Omaha	13 - 17:42 2H
at Tulsa	9 - 12:36 1H
at ULM	8 - 16:42 2H
vs Georgia State	14 - 19:39 2H
vs Troy	12 - 6:59 2H
at Coastal Carolina	12 - 11:15 2H

## "LITTLE HELP FROM MY FRIENDS"

- ▶ A-State is averaging 14.5 assists per game, up from 11.3 assists per game last season. A-State has 13 games with 14 or more assists this season after posting a combined 13 the last two seasons.
- ▶ The Red Wolves have 318 assists on 515 field goals, good for an assist percentage of 61.7 percent. The 1987-88 team has the highest assist percentage in program history at 61.6 percent (570/925). Per KenPom.com, A-State ranks 17th national in assist percentage (A/FGM).
- ▶ Four games this season, A-State has logged 20 or more assists. Entering this season, A-State logged 20 or more assists in 11 of 282 games played since the 2010-11 season opener.
- ▶ A-State finished with a season-high 22 assists against Idaho while turning the ball over just seven times. It marked just the third time since the 2010-11 season opener that A-State had 20 or more assists and seven or fewer turnovers. The 22 assists are the most since the Red Wolves had 26 at Lamar on Nov. 30, 2013.
- ▶ A-State has a 1.1 assist to turnover ratio which would tie for the best dating back to the 1984-85 season when turnovers are available in yearly statistics. A-State has posted just eight seasons with a positive assist to turnover ratio since 1984-85 with the most recent coming in the 2013-14 season. In 12 of 15 wins this season, A-State has a 1.0 or better assist to turnover ratio. The Red Wolves had a 1.0 or better assist to turnover ratio in five games last season.

## "EVEN FLOW"

- ▶ A-State has four players averaging double figures and four others are averaging five or more points. Eight players are logging an average of 20 or more minutes, while six players have 30 or more assists. This season, six different players have led the Red Wolves in scoring (including ties): Marquis Eaton (6), Melo Eggleston (5), Canberk Kus (4), Caleb Fields (3), J.J. Matthews (3), and Jerry Johnson Jr. (2). Last season, A-State had five different players led the team in scoring (including ties): Ty Cockfield (26), Marquis Eaton (3), Grantham Gillard (2), Tristin Walley (2) and Canberk Kus (1).
- ▶ Eight players have combined for 73 double-figure scoring outings. Eaton, Kus and Johnson Jr. lead the team with 12 while Caleb Fields (11), J.J. Matthews (10), Melo Eggleston (9), Christian Willis (5) and Malik Brevard (2) make up the 73 total double-figure outings. Of those 73 double-figure scoring outputs, 27 have come by a player coming off the bench, tied with Winthrop for the most this season.

## "FREE FALLIN'"

- ▶ Per KenPom.com, A-State leads the country in free throw rate at 50.5. Free throw rate is the ratio of foul shots to field goal attempts, expressed as FTA/FGA. The Red Wolves lead the nation in both free throw makes (399) and free throw attempts (571).
- ▶ Freshman Caleb Fields ranks 57th nationally in free throws made (87) and 22nd in free throw attempts (128). Per KenPom.com, Fields ranks seventh individually in free throw rate at 84.8. Anything over 50 is good, and 70 is excellent.
- ▶ Dating back to the 1992-93 season, only Brandon Reed (75-106 | 2009-10) and Brandon Peterson (67-106 | 2009-10) had more free throw makes or attempts by an A-State freshman before Fields' season.

## "NOTHING AS IT SEEMS"

- ▶ This section of the game notes is reserved for useless information.
- ▶ A-State has scored in 2,396 consecutive games.
- ▶ The Red Wolves have hit a 3-pointer in 276 consecutive games. A-State has one 3-point make in three of those 275 games; at Louisiana (March 3, 2018), at North Texas (Feb. 28, 2013) and at Louisville (Nov. 11, 2011)
- ▶ A-State is unbeaten when scoring more points than its opponent.
- ▶ Bubble wrap was originally designed to be used as wallpaper.



## LAST TIME OUT

Official Basketball Box Score - Game Totals - Final Statistics														
Arkansas State vs Troy														
01/25/20 4:15 pm at Troy, Ala. (Trojan Arena)														
Arkansas State 78 - 15-7, 7-4 SBC														
#	Player	FG	FGA	FT	FTA	Off	Def	Reb	PF	TP	A	TO	Bk	Min
24	Matthews, J.J.	4-5	0-0	3-7	1	1	2	4	11	2	2	1	0	18
02	Fields, Caleb	2-7	1-3	3-4	0	2	2	4	8	3	3	0	0	29
11	Eggleston, Melo	6-13	0-1	3-6	2	7	9	3	15	4	1	1	1	28
12	Kus, Canberk	3-7	0-1	2-4	4	6	10	2	8	1	1	2	0	18
23	Eaton, Marquis	2-6	1-3	0-0	0	2	2	3	5	3	0	0	0	29
01	Johnson, Jerry	4-7	4-6	0-0	0	2	2	3	12	3	1	0	0	21
02	Wilson, Kobe	0-1	0-0	2-2	0	0	0	0	2	0	0	0	0	2
03	Brevard, Malik	1-1	0-0	2-2	0	0	0	3	4	0	0	0	0	11
05	Willis, Christian	4-4	1-1	2-2	0	3	3	5	11	0	1	0	2	24
15	Scoggins, Jake	1-1	0-0	0-0	0	0	0	0	2	0	0	0	0	1
22	Jackson, Antwon	0-0	0-0	0-0	0	0	2	2	0	2	0	0	0	21
Team								2		3		5		
Totals		27-52		7-15		17-27		9		28		37		78
FG % 1st Half: 15-30		50.0%		2nd half: 12-22		54.5%		Game: 27-52		51.9%		Doubleball		Rebounds
3FG % 1st Half: 3-9		33.3%		2nd half: 4-6		66.7%		Game: 7-15		46.7%		4		
FT % 1st Half: 4-6		66.7%		2nd half: 13-21		61.9%		Game: 17-27		63.0%				
Troy 62 - 8-14, 4-7 SBC														
#	Player	FG	FGA	FT	FTA	Off	Def	Reb	PF	TP	A	TO	Bk	Min
24	Nick Stampley	2-6	0-1	2-3	2	7	9	4	6	2	0	2	0	28
02	KJ Simon	1-4	1-1	0-0	1	1	2	1	3	0	0	0	0	19
03	Darian Adams	3-10	3-7	0-0	1	2	5	9	1	3	1	0	0	22
11	Desmond Williams	0-9	0-5	2-2	0	2	2	2	2	2	0	0	0	30
12	Charles Norman	0-3	0-3	0-0	0	1	0	1	1	0	0	0	0	12
00	Ty Gordon	4-11	2-4	4-10	3	0	3	4	14	4	5	0	0	31
04	Tahj Small	3-5	0-1	5-6	4	1	5	1	11	1	0	0	0	22
13	Khalyl Waters	4-7	0-1	7-7	1	3	4	1	15	0	2	0	1	22
05	Jalen Tuck	0-1	0-0	0-0	0	1	1	0	0	0	0	0	0	2
35	Davion Thomas	0-2	0-1	2-2	0	4	4	3	2	0	1	1	1	12
Team								2		3		4		
Totals		17-58		6-24		22-30		16		22		38		62
FG % 1st Half: 7-25		28.0%		2nd half: 10-33		30.3%		Game: 17-58		29.3%		Doubleball		Rebounds
3FG % 1st Half: 3-14		21.4%		2nd half: 3-10		30.0%		Game: 6-24		25.0%		5		
FT % 1st Half: 8-10		80.0%		2nd half: 14-20		70.0%		Game: 22-30		73.3%				
Officials: Matthew Martinez/Jon Dillon/Ken Patterson														
Technical Fouls: Arkansas State None, Troy None														
Attendance: 2538														
Score by periods														
Arkansas State														
Troy														
Last FG: ASU 2nd 00:04, TROY 2nd 00:15														
Largest lead: ASU by 20 2nd 15:33, TROY by 1 1st 19:12														
ASU led for 36:16, TROY led for 00:34. Game was tied for 00:00														

## ABOUT THE GAME

Defense carried the Arkansas State men's basketball to a third-straight win as the Red Wolves defeated Troy 78-62 Saturday at Trojan Arena.

A-State (15-7, 7-4 Sun Belt) held Troy (8-14, 4-7) to 29 percent (17-58) from the floor while shooting 52 percent (27-52). The defensive effort was a season-best as Troy becomes the first opponent to shoot below 30 percent this season.

Melo Eggleston led A-State with 15 points and was a rebound shy of a double-double with nine rebounds. Jerry Johnson (12) and Christian Willis (11) reached double figures off the bench while J.J. Matthews had 11 points and Canberk Kus had eight points and 10 rebounds. Khalyl Waters led Troy with 15 points.

"From the get go, I thought we had a great bounce in our step, especially defensively," said A-State head coach Mike Balado. "Our defensive effort was pretty impressive over the first 10 minutes and we took good shots on offense and executing well. Our guys shared the ball well and I thought this was our most complete game we've played this year for offensive and defensive purposes."

## "OFF HE GOES"

- ▶ The four freshmen on the roster this season are the most for an A-State squad since 2016-17 season.
- ▶ Caleb Fields (Lewisburg, Tenn./Aspire Academy), Malcolm Farrington (West Palm Beach, Fla./DME Academy), Avery Felts (Jonesboro, Ark./Westside HS) and Antwon Jackson (Las Vegas, Nev./Ed W. Clark HS).
- ▶ Graduate transfer Jerry Johnson Jr. (Chattanooga) was immediately eligible at the start of the season while redshirt-sophomore Melo Eggleston (Wake Forest) became eligible to play on Dec. 18 against Louisiana. Johnson scored 10 points over his first four appearances, but has since reached double figures in 12 of his last 17 games. Eggleston has scored double figures in nine of his last 11 games with double-doubles against Georgia State and Troy.
- ▶ Fields is averaging 10.6 points per game on 39.9 percent (59-148) shooting and is 18-of-48 (.375) from 3-point range. Only six freshmen at A-State have averaged 10 or more points in their freshman season: Jerry Rook (1961-62) 19.8, John Dickson (1963-64) 15.5, Brandon Reed (2009-10) 15.1, John Belcher (1968-69) 12.5, Ryan Wedel (2006-07) 10.7 and Mike Burk (1964-65) 10.2.

## "I CALL YOUR NAME"

- ▶ Coming off the bench, A-State players have responded this season. The Red Wolves are 14-4 this year when the bench is responsible for 15 or more points. A-State had a season-high 46 points from its bench in the win over Omaha.
- ▶ Players off the bench are averaging a combined 26.3 points per game on 43.9 percent (177-403) shooting, including 40.6 percent (67-165) beyond the arc. The Red Wolves opponents bench is averaging 19.9 points.

## "START ME UP"

- ▶ A-State was 12-4 when leading at halftime, but 1-15 when tied or trailing at the break last season. This season, the Red Wolves are 9-0 when leading at half and 6-7 when trailing.
- ▶ Dating back to the beginning of the 2017-18 season, A-State is 29-5 when holding a halftime lead, but 11-41 when tied or trailing at the midway point.

## "AROUND AND AROUND"

- ▶ A-State held Troy to 29.3 percent (17-58) from the field in the win on January 25. It marked the first time the Red Wolves had held a Sun Belt foe below 30 percent from the field since January 15, 2015 at Appalachian State (17-58 / 29.3 percent).
- ▶ The Red Wolves are 4-1 in league play when making nine or more free throws in the first half. A-State is 5-0 in league play when making 13 or more free throws in the second half.
- ▶ A-State has five wins this season when trailing with five minutes remaining. Prior to this season, the Red Wolves had five such wins dating back to the 2016-17 season.
- ▶ A-State has topped it's win total from last season (13-19) and matched the league win total from a year ago (7-11). The Red Wolves have four road wins this year, two more than last season (2-13).
- ▶ The Red Wolves are 11-2 when committing 13 or fewer turnovers this season. Combining the 2017-18 and 2018-19 seasons, A-State was 11-23 in such games.
- ▶ A-State currently has a +1.4 turnover margin, best for an A-State team since the 2012-13 team finished at +2.8.
- ▶ The Red Wolves have 15 wins over the first 22 games for the seventh time in 50 seasons at the Division I level (since 1970-71). The 1988-89 team was 18-4 for the best mark after 22 games while three teams went 16-6, last coming in 2016-17.
- ▶ A-State is 7-4 or better after 11 Sun Belt Conference games for the 11th time in 29 seasons as a member of the league.
- ▶ In the 75-71 win against South Alabama (Jan. 23), A-State did not trail. It was the first win of the season in which A-State did not trail. A-State led for a season-high 37:51 topping the previous high of 36:44 against UC Davis back on November 15 (trailed for 1:40). Leading for 39:16 at Troy, A-State closed the two-game week leading for 76:31 of 80:00 played. In it's first five conference wins, A-State combined to lead for 84:20.
- ▶ The Red Wolves have six games this season in which they logged 14 or more assists and 10 or fewer turnovers. Dating back to the 2010-11 season, A-State had 22 such games and did not have more than four such games in any single season.
- ▶ With the Red Wolves currently leading the nation in free throws made (399) and free throws attempt (571), this A-State team has topped the season total of free throw makes of 23 seasons and the free throw attempt total of 21 seasons dating back to the 1962-63 season.
- ▶ The Red Wolves are 8-1 this season, 5-1 in conference play, when Jerry Johnson Jr. drains multiple 3-pointers.
- ▶ A-State is 10-0 when they are equal (1-0) or outscore (9-0) their opponents in points in the paint.
- ▶ The Red Wolves had 21 assists on 22 made field goals against South Alabama, the highest assist percentage (95.5%) by any team in a game this season (minimum 20 assists). Only five other teams have logged a game with a 90 percent assist rate this season (minimum 20 assists).
- ▶ A-State is 11-4 when Caleb Fields has three or more assists.
- ▶ Eight players have multiple double-figure scoring games for the Red Wolves. The records for A-State when those players reach double figures; Caleb Fields (8-3), Jerry Johnson Jr. (9-3), Malik Brevard (2-0), J.J. Matthews (7-3), Christian Willis (5-0), Melo Eggleston (6-3), Canberk Kus (8-4) and Marquis Eaton (9-3).

# ARKANSAS STATE BASKETBALL

## HEAD COACH MIKE BALADO

Arkansas State University Director of Athletics Terry Mohajir announced the appointment of Mike Balado as the 16th head coach of the A-State men's basketball program on March 20, 2017.

Balado came to Arkansas State after spending more than 15 seasons as an assistant coach, his last stop covering four seasons at the University of Louisville.

In his first two seasons at the helm, Balado has led the Red Wolves to a 24-40 record. With an up-tempo style of offense, A-State has top-five marks in single-season 3-pointers made, including 237 in 2018-19. The Red Wolves finished last season ranked second in the league in rebounding at 37.8 per game. A-State now has three-straight road wins at Little Rock for the first time since the 2005-07 seasons.

His first signing class, consisting of Ty Cockfield, Tristin Walley and Grantham Gillard, played a vital role on the floor. Cockfield set the single-season program record for scoring (716) and free throws made (173) and was a second team all-conference pick.

During Balado's four seasons working at Louisville, the Cardinals posted a 106-32 overall record for a .768 winning percentage. In the 2016-17 campaign, he helped lead Louisville to a 25-9 record and a No. 2 seed in the Midwest Regional of the NCAA Tournament.

Prior to joining the Louisville staff, Balado was an assistant coach for Richard Pitino at Florida International University. During that 2012-13 season, he helped the Panthers to an 18-14 record, their first winning season in 13 years and fourth-highest win total in school history.

## BALADO VS OPPONENTS

Abilene Christian	1-1	Lehigh	0-1
<b>Appalachian State</b>	<b>3-1</b>	<b>Little Rock</b>	<b>3-1</b>
Arkansas-Monticello	1-0	<b>Louisiana</b>	<b>2-3</b>
Cleveland State	0-1	Minnesota	0-1
<b>Coastal Carolina</b>	<b>1-3</b>	Missouri Baptist	1-0
Colorado State	1-0	Missouri State	1-1
Culver-Stockton	1-0	Ole Miss	0-1
Eastern Illinois	0-1	Omaha	1-1
Eastern Michigan	0-1	<b>South Alabama</b>	<b>2-4</b>
Evansville	1-1	Stephen F. Austin	0-1
FAU	2-0	Syracuse	0-1
Freed-Hardeman	1-0	<b>Texas State</b>	<b>0-4</b>
Gardner-Webb	1-0	<b>Troy</b>	<b>2-3</b>
<b>Georgia Southern</b>	<b>1-2</b>	Tulsa	1-0
<b>Georgia State</b>	<b>1-3</b>	<b>ULM</b>	<b>4-2</b>
Grand Canyon	0-1	UC Davis	1-0
Harding	1-0	UNC-Wilmington	0-1
Indiana	0-1	<b>UT Arlington</b>	<b>1-3</b>
Henderson State	1-0	UT Martin	0-1
Howard	1-0	VMI	1-0
Idaho	1-0	Wichita State	0-1
Indiana	0-1		

## SUN BELT CONFERENCE STANDINGS (As of Games Played Jan. 25)

	Conference			Overall									
	W	L	PCT	W	L	PCT	PF	PA	H	A	N	T25	STRK
Little Rock	9	2	.818	15	7	.682	1539	1451	8-2	7-5	0-0	0-1	W4
Georgia State	7	3	.700	14	7	.667	1663	1474	8-0	5-7	1-0	0-1	W1
Arkansas State	7	4	.636	15	7	.682	1557	1539	10-3	5-4	0-0	0-0	W3
Georgia Southern	6	4	.600	12	9	.571	1597	1501	8-1	3-7	1-1	0-1	L2
Texas State	5	5	.500	12	9	.571	1515	1346	8-3	4-6	0-0	0-1	L1
Appalachian State	5	5	.500	11	10	.524	1441	1397	6-3	4-6	1-1	0-0	W1
UT Arlington	5	5	.500	9	12	.429	1492	1434	4-4	5-7	0-1	0-2	W3
South Alabama	5	6	.455	12	10	.545	1571	1499	7-5	3-4	2-1	0-1	L2
Coastal Carolina	4	6	.400	11	10	.524	1636	1548	7-8	4-2	0-2	0-1	L3
Troy	4	7	.364	8	14	.364	1530	1573	6-5	2-9	0-0	0-0	L2
Louisiana	3	7	.300	8	13	.381	1484	1562	6-5	1-7	1-1	0-0	W1
ULM	2	8	.200	6	13	.316	1200	1283	6-5	0-8	0-0	0-1	L6

## SUN BELT PLAYER OF THE WEEK

November 12	Josh Ajayi - South Alabama
November 19	Markquis Nowell - Little Rock
November 26	Elijah McCadden - Georgia Southern
December 3	Markquis Nowell - Little Rock
December 9	DeVante Jones - Coastal Carolina
December 16	Nijal Pearson - Texas State
December 23	Justin Forrest - Appalachian State
December 30	Ike Smith - Georgia Southern
January 4	Kamani Johnson - Little Rock
	Michael Ertel - ULM
January 13	Nijal Pearson - Texas State
January 20	Josh Ajayi - South Alabama
January 27	Jalen Johnson - Louisiana

## 2019-20 PRESEASON ALL-CONFERENCE

### First Team

Quan Jackson	Georgia Southern	G	rJr.
Josh Ajayi	South Alabama	F	rSr.
Trhae Mitchell	South Alabama	F	rSr.
Brian Warren	UT Arlington	G	Sr.
Nijal Pearson	Texas State	G	Sr.












### Second Team

Justin Forrest	Appalachian State	G	Jr.
DeVante Jones	Coastal Carolina	G	So.
Ike Smith	Georgia Southern	G	rSr.
Kane Williams	Georgia State	G	Jr.
Michael Ertel	ULM	G	Jr.

### Third Team

Isaac Johnson	Appalachian State	F	Sr.
Isaiah Crawley	Georgia Southern	F	Sr.
Cedric Russell	Louisiana	G	Jr.
JD Williams	ULM	G	Sr.
Don Coleman	South Alabama	G	rSr.

## SUN BELT CONFERENCE COMPOSITE SCHEDULE

	A-STATE	LR	APP	CCU	GS	GSU	LA	ULM	USA	TROY	UTA	TXST
	---	Feb. 8 Feb. 22	83-80 <sup>OT</sup> , W Jan. 30 Feb. 1	75-80, L Feb. 1	Mar. 3	87-90, L Feb. 19	67-79, L Feb. 27	59-62, L Feb. 19	75-59, W Feb. 19	68-76, L Feb. 13	73-52, W Feb. 13	70-67, W Feb. 15
	Feb. 8 Feb. 22	---	57-73, L Feb. 1	55-71, L Jan. 30	73-79, L Feb. 13	Mar. 3	66-69, L Feb. 29	72-73, L Feb. 27	52-43, W Feb. 27	76-71, W Feb. 15	89-92, L Feb. 15	68-72, L Feb. 13
	80-83 <sup>OT</sup> , L Jan. 30	73-57, W Feb. 1	---	58-78, L Feb. 29	72-74, L Feb. 15	69-60, W Feb. 13	81-73, W Feb. 13	Mar. 3	71-81, L Feb. 20	65-70, L Feb. 22	66-56, W Feb. 6	82-57, W Feb. 8
	80-75, W Feb. 1	71-55, W Jan. 30	78-58, W Feb. 29	---	70-67, W Feb. 13	72-74, L Feb. 15	Mar. 3	64-93, L Feb. 20	69-81, L Feb. 20	77-59, W Feb. 22	77-82, L Feb. 8	78-66, W Feb. 6
	Mar. 3	79-73, W Feb. 15	74-72, W Feb. 15	67-70, L Feb. 13	---	82-77, W Feb. 29	51-71, L Feb. 8	56-67, L Feb. 6	74-68, W Feb. 1	66-82, L Jan. 30	74-77, L Feb. 22	64-67, L Feb. 20
	90-87, W Mar. 3	60-69, L Feb. 13	74-72, W Feb. 15	77-82, L Feb. 29	---	52-90, L Feb. 6	52-90, L Feb. 8	63-72, L Jan. 30	63-72, W Feb. 1	77-83, L Feb. 20	69-81, L Feb. 22	68-59, W Feb. 1
	79-67, W Feb. 27	69-66, W Feb. 29	73-81, L Mar. 3	71-51, W Feb. 8	90-52, W Feb. 6	---	60-81, L Feb. 22	60-57, W Feb. 13	62-79, L Feb. 15	81-65, W Jan. 30	68-59, W Feb. 1	64-63, W Jan. 30
	62-59, W Feb. 19	73-72, W Feb. 27	Mar. 3	67-56, W Feb. 6	84-62, W Feb. 8	81-60, W Feb. 22	---	49-69, L Feb. 15	62-79, L Feb. 13	78-58, W Feb. 1	64-63, W Jan. 30	---
	59-75, L Feb. 13	43-52, L Feb. 20	81-71, W Feb. 20	81-69, W Feb. 22	68-74, L Jan. 30	72-63, W Feb. 13	57-60, L Feb. 15	69-49, W Feb. 13	---	Feb. 7 Feb. 29	54-66, L Mar. 3	63-71, L Feb. 28
	76-68, W Feb. 13	71-76, L Feb. 15	70-65, W Feb. 22	59-77, L Feb. 8	82-66, W Feb. 20	65-75, L Jan. 30	79-62, W Feb. 15	79-63, W Feb. 13	Feb. 7 Feb. 29	---	Mar. 3	62-64, L Feb. 28
	52-73, L Feb. 13	92-89, W Feb. 15	56-66, L Feb. 6	82-77, W Feb. 8	77-74, W Feb. 22	83-77, W Feb. 20	65-81, L Jan. 30	58-78, L Feb. 1	66-54, W Mar. 3	---	---	64-62, W Feb. 28
	67-70, L Feb. 15	72-68, W Feb. 13	57-82, L Feb. 8	66-78, L Feb. 6	67-64, W Feb. 22	81-69, W Feb. 20	59-68, L Feb. 1	63-64, L Jan. 30	Mar. 3	71-63, W Feb. 28	64-62, W Feb. 28	---
+/-	+1	+4	0	-2	+1	+3	-3	-4	-1	-2	+2	+1

BOLD in each cell indicates home game for team in column header. Shading reflects single game against opponent | Red indicates road wins  
Bottom row equals total of +1/-1 where +1 is gained for road win and -1 when losing at home  
APP - Appalachian State; A-State - Arkansas State; CCU - Coastal Carolina; GASO - Georgia Southern; GSU - Georgia State; LR - Little Rock;  
ULL - Louisiana; USA - South Alabama; UTA - UT Arlington; TXST - Texas State

# ARKANSAS STATE BASKETBALL

## STATISTICAL TRENDS

	19-20	Balado Era
At Home	10-3	27-14
On Road	5-4	11-30
When winning opening tipoff	10-3	18-20
When losing opening tipoff	5-4	21-27
When scoring first	7-4	19-20
When scoring second	7-3	18-26
When 3 or more players score 10+	6-2	16-14
When 4 or more players score 10+	8-2	19-10
In November	5-2	9-11
In December	5-1	13-8
In January	5-4	10-14
In February	-	5-9
In March	-	2-5
Leading at halftime	9-0	28-7
Trailing at halftime	6-7	10-36
Tied at halftime	-	1-4
Leading with 5:00 remaining	10-1	30-5
Trailing with 5:00 remaining	5-6	8-41
Tied with 5:00 remaining	-	1-1
Shooting higher FG% than opp.	7-1	24-6
Shooting lower FG% than opp.	6-6	13-39
Shooting same FG% as opp.	2-0	2-2
Shooting 50% or better	7-0	20-4
Shooting 40-49%	8-2	17-20
Shooting 30-39%	0-5	1-22
Shooting less than 30%	-	1-1
Shooting higher 3PT% than opp.	10-2	28-12
Shooting lower 3PT% than opp.	5-5	11-34
Shooting same 3PT% than opp.	-	0-1
Make more 3-pointers than opp.	5-2	18-17
Make fewer 3-pointers than opp.	6-4	15-24
Make same number 3-pointers	4-1	6-6
Shoot higher FT% than opp.	8-4	22-24
Shoot lower FT% than opp.	7-3	17-23
Shoot same FT% as opp.	-	0-0
Shoot more FT than opp.	10-3	25-13
Shoot fewer FT than opp.	5-4	12-34
Shoot same number FT opp.	-	1-0
Out-rebound opp.	8-1	24-15
Being out-rebound by opp.	4-5	11-30
Same number of rebounds	3-1	4-2
Record more assists	9-1	24-6
Record fewer assists	5-5	12-39
Record same number assists	1-1	2-2
Commit fewer turnovers than opp.	12-2	22-17
Commit more turnovers than opp.	1-5	12-27
Commit same turnovers as opp.	2-0	5-3
Scoring 85 points or more	1-0	10-3
Scoring 75-84 points	10-1	19-10
Scoring 65-74 points	3-1	8-15
Scoring 64 points or fewer	1-5	2-19
Allowing 85 points or more	1-0	3-15
Allowing 75-84 points	3-4	12-23
Allowing 65-74 points	6-3	13-7
Allowing 64 points or fewer	5-0	11-1
Bench outscored opp.	10-3	23-23
Bench outscored by opp.	5-4	15-23
Bench points equal	-	0-1
More points in paint than opp.	9-0	23-12
Fewer points in paint than opp.	5-7	15-33
Points in paint equal	1-0	1-2
More second chance points than opp.	6-3	20-21
Fewer second chance points than opp.	7-3	16-23
Second chance points equal	2-2	3-6
More fast break points than opp.	11-3	25-14
Fewer fast break points than opp.	4-3	11-25
Fast break points equal	0-1	3-6
White uniforms	9-3	26-15
Black uniforms	1-2	7-22
Red uniforms	5-2	6-10
Monday	1-0	4-0
Tuesday	1-0	3-4
Wednesday	3-1	3-3
Thursday	2-2	7-13
Friday	1-1	4-6
Saturday	6-2	16-18
Sunday	1-0	2-1
<b>Games Decided By....</b>		
0-5 Points or OT	8-2	19-11
6-10 Points	-	5-9
11-15 Points	5-0	10-12
16-19 Points	2-2	2-5
20+ Points	0-3	3-10

## 2019-20 MARGIN OF VICTORY/DEFEAT

Margin	1	2	3	4	5	6	7	8	9	10	11-14	15-19	20-24	25-29	30-34	35+
Victory	-	1	3	1	2	-	-	1	-	-	4	3	-	-	-	-
Defeat	-	-	2	-	-	-	-	-	-	-	-	2	2	1	-	-

## MARGIN OF VICTORY/DEFEAT SINCE 1991-92 (SUN BELT ERA)

Margin	1	2	3	4	5	6	7	8	9	10	11-14	15-19	20-24	25-29	30-34	35+
Victory	25	30	28	19	24	19	16	24	19	17	73	50	25	25	12	22
Defeat	21	21	34	25	22	30	28	20	21	20	61	57	39	14	11	6

### Most First Half Points

A-State	42	vs FHU   12-28-19
Opponent	52	by Georgia St.   1-6-20

### Most Second Half Points

A-State	53	vs Omaha   12-3-19
Opponent	46	by SFA   11-30-19

### Fewest First Half Points

A-State	16	at Mo. State   12-11-19
Opponent	22	by UAM   11-6-19

### Fewest Second Half Points

A-State	24	at Ole Miss   11-8-19
Opponent	25	by Idaho   11-17-19

### Largest Halftime Lead

A-State	12	at Troy   1-25-20
Opponent	20	by Ole Miss   11-8-19

### Largest Margin of Victory

A-State	16	2x, at Troy   1-25-20
Opponent	28	by Ole Miss   11-8-19

## PLAYER MILESTONES

Points Leader	SEA	CAR	10+ Points	SEA	CAR	3-Point Plays	SEA	CAR
Marquis Eaton	6	9	Marquis Eaton	12	35	J.J. Matthews	6	12
Melo Eggleston	5	5	Canberk Kus	12	17	Caleb Fields	6	6
Canberk Kus	4	4	Jerry Johnson Jr.	12	12	Marquis Eaton	3	9
Caleb Fields	3	3	Caleb Fields	11	11	Christian Willis	2	3
J.J. Matthews	3	3	J.J. Matthews	10	12	Antwon Jackson	2	2
Jerry Johnson Jr.	2	2	Melo Eggleston	9	9	Canberk Kus	2	2
			Christian Willis	5	8	Malik Brevard	2	2
Rebounds Leader	SEA	CAR	Malik Brevard	2	4	Jerry Johnson Jr.	1	1
Malik Brevard	10	17	Kobe Wilson	-	1	Kobe Wilson	-	1
Melo Eggleston	5	5						
Marquis Eaton	3	3	20+ Points	SEA	CAR	4-Point Plays	SEA	CAR
Canberk Kus	2	3	Marquis Eaton	5	8	Jerry Johnson Jr.	1	1
J.J. Matthews	1	2	Caleb Fields	1	1	Marquis Eaton	-	1
Antwon Jackson	1	1	Jerry Johnson Jr.	1	1			
Christian Willis	1	1				Triple-Doubles	SEA	CAR
			10+ Rebounds	SEA	CAR		-	-
Assists Leader	SEA	CAR	Malik Brevard	5	8	Double-Doubles	SEA	CAR
Caleb Fields	11	11	Melo Eggleston	2	2	Malik Brevard	2	4
Marquis Eaton	7	31	Canberk Kus	2	2	Melo Eggleston	2	2
Christian Willis	5	6	J.J. Matthews	1	1	J.J. Matthews	1	1
Canberk Kus	3	4				Canberk Kus	1	1
Jerry Johnson Jr.	2	2	15+ Rebounds	SEA	CAR			
J.J. Matthews	1	2		-	-			
Melo Eggleston	1	1						
Jake Scoggins	-	1	10+ Assists	SEA	CAR			
				-	-			
<i>*Leaders include ties</i>								
			Dunks	SEA	CAR			
			Canberk Kus	9	10			
			Melo Eggleston	7	7			
			Malik Brevard	5	14			
			J.J. Matthews	4	4			
			Marquis Eaton	-	2			

# ARKANSAS STATE BASKETBALL

## THE LAST TIME

### A TEAM SCORED 100+ POINTS IN A GAME

A-State ..... 100 vs Central Baptist (W, 100-57) | 11-14-16  
Opponent ..... 114 by Little Rock (W, 116-114 4 OT) | 3-14-14

### A TEAM SCORED 50 OR FEWER POINTS IN A GAME

A-State ..... 43 at Ole Miss (L, 43-71) | 11-8-19  
Opponent ..... 45 by ULM (W, 76-45) | 1-2-17

### A TEAM SCORED 90+ POINTS IN FIRST NATIONAL BANK ARENA

A-State ..... 90 vs Georgia State (W, 90-87) | 1-6-20  
Opponent ..... 90 by Louisiana (L, 87-90<sup>OT</sup>) | 3-9-19

### A TEAM SCORED 60 OR FEWER POINTS IN FIRST NATIONAL BANK ARENA

A-State ..... 52 vs UT Arlington (L, 52-73) | 1-2-20  
Opponent ..... 56 by VMI (W, 71-56) | 11-14-19

### A TEAM SCORED 90 POINTS IN A LOSS

A-State ..... 93 at Jacksonville (L, 93-101) | 1-22-96  
Opponent ..... 114 by Little Rock (W, 116-114 4OT) | 3-14-14

### A TEAM SCORED 60 OR FEWER POINTS IN A VICTORY

A-State ..... 60 at Army (W, 60-57) | 11-19-16  
Opponent ..... 60 by Georgia State (L, 54-60) | 1-19-15

### A TEAM HAD 5+ PLAYERS SCORE IN DOUBLE FIGURES

A-State .... Matthews (18), Eggleston (16), Fields (11), Eaton (11), Johnson Jr. (11)  
..... vs Georgia State | 1-6-20  
Opponent .....  
..... by Appalachian State | 1-16-20

### A TEAM WON A GAME BY 25+ POINTS

A-State ..... 25 vs Harding | 12-29-18  
Opponent ..... 28 by Ole Miss | 11-8-19

### A TEAM WON A GAME BY 50+ POINTS

A-State ..... 81 vs Central Baptist (W, 120-39) | 12-28-10  
Opponent ..... 52 by Saint Louis (L, 38-90) | 1947

### A TEAM WON AN OVERTIME GAME

A-State ..... 76-68 vs Troy | 1-11-20  
Opponent ..... 80-83 at Appalachian State | 1-16-20

### A TEAM WON A 2+ OVERTIME GAME

A-State ..... 75-71 (2OT) | 12-14-18  
Opponent ..... 70-73 (OT) by ULM | 3-8-17

### A TEAM SHOT 60% FG IN A GAME

A-State ..... 60.0% (27-45) at ULM | 2-16-13  
Opponent ..... 60.8% (31-51) by Georgia Southern | 3-2-19

### A TEAM SHOT 30% OR WORSE FG IN A GAME

A-State ..... 28.3% (15-53) vs Stephen F. Austin | 11-30-19  
Opponent ..... 29.3% (17-58) by Troy | 1-25-20

### A TEAM MADE 13+ 3-POINT FG IN A GAME

A-State ..... 13 (13-20) at Colorado State | 11-20-19  
Opponent ..... 14 (14-30) by Georgia State | 2-28-19

### A TEAM DID NOT MAKE A 3-POINT FG IN A GAME

A-State ..... vs North Texas (0-8) | 2-24-11  
Opponent ..... by Florida Atlantic (0-10) | 1-26-13

### A TEAM SHOT 60% 3-POINT FG IN A GAME (Min 10 Att)

A-State ..... 65.0% (13-20) at Colorado State | 11-20-19  
Opponent ..... 60.0 (9-15) by Texas State | 1-23-16

### A TEAM MADE 30+ FREE THROWS IN A GAME

A-State ..... 34 (34-42) vs Georgia State | 1-6-20  
Opponent ..... 30 (30-38) by Chattanooga | 11-20-16

### A TEAM MADE 5 OR FEWER FREE THROWS IN A GAME

A-State ..... 5 (5-8) at Coastal Carolina | 1-25-18  
Opponent ..... 4 (4-7) by UT Arlington | 1-2-20

### A TEAM ATTEMPTED 40+ FREE THROWS IN A GAME

A-State ..... 42 vs Georgia State | 1-6-20  
Opponent ..... 42 by North Dakota State | 11-11-16

### A TEAM SHOT 90% OR BETTER FREE THROWS IN A GAME

A-State ..... 100% (23-23) vs Louisiana | 3-9-19  
Opponent ..... 93.3% (14-15) by Omaha | 12-13-17

### A TEAM SHOT 40% OR WORSE FREE THROWS IN A GAME

A-State ..... 35.3% (6-17) vs UAM | 11-6-19  
Opponent ..... 38.5% (5-13) by Georgia Southern | 1-4-18

### A TEAM HAD 20+ OFFENSIVE REBOUNDS IN A GAME

A-State ..... 23 vs FAU | 12-14-18  
Opponent ..... 23 by FAU | 12-14-18

### A TEAM HAD 5 OR FEWER OFFENSIVE REBOUNDS IN A GAME

A-State ..... 5 vs South Alabama | 1-23-20  
Opponent ..... 5 by Troy | 1-11-20

### A TEAM HAD 30+ DEFENSIVE REBOUNDS IN A GAME

A-State ..... 31 at Appalachian State | 1-16-20  
Opponent ..... 31 by Appalachian State | 1-16-20

### A TEAM HAD 50+ TOTAL REBOUNDS IN A GAME

A-State ..... 59 vs FAU | 12-14-18  
Opponent ..... 61 by FAU | 12-14-18

### A TEAM HAD 25 OR FEWER TOTAL REBOUNDS IN A GAME

A-State ..... 21 at Missouri State | 12-11-19  
Opponent ..... 24 by UC Davis | 11-15-19

### A TEAM OUT-REBOUNDED ITS OPPONENT BY 15+

A-State ..... 20 (46-26) at Louisiana | 1-3-19  
Opponent ..... 21 (55-34) by Coastal Carolina | 1-25-18

### A TEAM HAD 20+ ASSISTS IN A GAME

A-State ..... 21 vs South Alabama | 1-23-20  
Opponent ..... 27 by UT Arlington | 1-2-20

### A TEAM HAD 7 OR FEWER ASSISTS IN A GAME

A-State ..... 4 at Missouri State | 12-11-19  
Opponent ..... 5 by South Alabama | 1-23-20

### A TEAM COMMITTED 20+ TURNOVERS IN A GAME

A-State ..... 20 vs Stephen F. Austin | 11-30-19  
Opponent ..... 23 by Troy | 1-11-20

### A TEAM COMMITTED 6 OR FEWER TURNOVERS IN A GAME

A-State ..... 6 vs ULM | 3-7-19  
Opponent ..... 5 by Appalachian State | 1-16-20

### A TEAM HAD 15+ STEALS IN A GAME

A-State ..... 19 vs Troy | 1-11-20  
Opponent ..... 15 by Eastern Michigan | 11-16-17

### A TEAM DID NOT HAVE A STEAL IN A GAME

A-State ..... vs Appalachian State | 2-4-17  
Opponent ..... by Florida Atlantic | 1-26-13

### A TEAM HAD 8+ BLOCKS IN A GAME

A-State ..... 8 vs UT Arlington | 2-16-19  
Opponent ..... 8 by Louisiana | 3-9-19

### A TEAM DID NOT BLOCK A SHOT IN A GAME

A-State ..... at ULM | 3-3-18  
Opponent ..... by Georgia State | 1-6-20

### A TEAM COMMITTED 30+ FOULS IN A GAME

A-State ..... 30 at Grand Canyon | 11-16-18  
Opponent ..... 30 by Louisiana | 12-18-19

### A TEAM COMMITTED 10 OR FEWER FOULS IN A GAME

A-State ..... 8 vs ULM | 12-29-17  
Opponent ..... 8 by Toledo | 12-17-13

### A TEAM HAD THREE PLAYERS DISQUALIFIED

A-State ..... Brevard, Kus, Matthews  
Opponent ..... 3 players by Little Rock | 2-23-19

### A TEAM SCORED 50+ POINTS IN A HALF

A-State ..... 53 vs Omaha (2nd H) | 12-3-19  
Opponent ..... 52 by Georgia State (1st H) | 1-6-20

### A TEAM HAD 20 OR FEWER POINTS IN A HALF

A-State ..... 16 at Missouri State (1st H) | 12-11-19  
Opponent ..... 20 by Coastal Carolina (1st H) | 1-25-18

### A TEAM SHOT 65% OR BETTER FG IN A HALF

A-State ..... 69.2% (18-26) vs VMI (1st H) | 11-14-19  
Opponent ..... 69.6% (16-23) by Georgia Southern (2nd H) | 3-2-19

### A TEAM SHOT 20% OR WORSE FG IN A HALF

A-State ..... 20.0% (5-25) at Syracuse (2nd H) | 12-22-18  
Opponent ..... 18.2% (6-33) by Little Rock (2nd H) | 1-25-14



# ARKANSAS STATE BASKETBALL

## THE LAST TIME

### A TEAM MADE 8+ 3-POINTERS IN A HALF

A-State ..... 8 (8-13) vs UT Arlington | 2-16-19  
Opponent ..... 8 (8-15) by Georgia State (2nd H) | 2-28-19

### A TEAM MADE 19+ FREE THROWS IN A HALF

A-State ..... 21 (21-23) vs Georgia State (1st H) | 1-6-20  
Opponent ..... 19 (19-22) by Texas State (2nd H) | 2-14-19

### A TEAM DID NOT MAKE A FREE THROW IN A HALF

A-State ..... at South Alabama (0-2, 1st H) | 1-9-20  
Opponent ..... by ULM (0-0, 1st H) | 12-29-17

### A TEAM DID NOT ATTEMPT A FREE THROW IN A HALF

A-State ..... vs Omaha (0-0, 1st H) | 12-3-19  
Opponent ..... by ULM (0-0, 1st H) | 12-29-17

### A PLAYER SCORED 30+ POINTS IN A GAME

A-State ..... 35 by Ty Cockfield vs Louisiana | 3-9-19  
Opponent ..... 32 by Keishawn Brewton (Coastal Carolina) | 1-18-20

### A PLAYER SHOT 100% FG IN A GAME (Min 7 Att.)

A-State ..... 7-7 by Salif Boudie vs Gardner-Webb | 11-25-18  
Opponent ..... 7-7 by Vladimir Brodziansky (TCU) | 12-3-16

### A PLAYER MADE 7+ 3-POINTERS IN A GAME

A-State ..... 7 (7-9) by Grantham Gillard vs ULM | 3-7-19  
Opponent ..... 8 (8-15) by Keishawn Brewton (Coastal Carolina) | 1-18-20

### A PLAYER MADE 12+ FREE THROWS IN A GAME

A-State ..... 12 (12-12) by Ty Cockfield vs Little Rock | 2-23-19  
Opponent ..... 12 (12-14) by Nijal Pearson (Texas State) | 1-19-19

### A PLAYER HAD 7+ OFFENSIVE REBOUNDS IN A GAME

A-State ..... 8 by Malik Brevard vs Idaho | 11-17-19  
Opponent ..... 7 by Tommy Burton (Coastal Carolina) | 1-18-20

### A PLAYER HAD 15+ TOTAL REBOUNDS IN A GAME

A-State ..... 15 by Tamas Bruce vs ULM | 1-2-17  
Opponent ..... 15 by Gavin Kensmil (Stephen F. Austin) | 11-30-19

### A PLAYER HAD 10+ ASSISTS IN A GAME

A-State ..... 13 by Donte Thomas at Central Arkansas | 12-16-16  
Opponent ..... 10 by Josh Hagins (Little Rock) | 3-1-14

### A PLAYER HAD 7+ TURNOVERS IN A GAME

A-State ..... 8 by Ty Cockfield at Louisiana | 1-3-19  
Opponent ..... 7 by Matthew Butler (UT Martin) | 12-5-17

### A PLAYER HAD 6+ STEALS

A-State ..... 7 by Malik Brevard vs Troy | 1-11-20  
Opponent ..... 6 by Georgi Boyanov (South Alabama) | 2-4-16

### A PLAYER PLAYED ALL 40 MINUTES IN REGULATION

A-State ..... Devin Carter/Anthony Livingston at Little Rock | 3-1-16  
Opponent ..... Markquis Nowell (Little Rock) | 2-2-19

## 2019-20 RESULTS

Date	OPPONENT	W/L	SCORE	Record (Sun Belt)	High Points	High Rebounds	High Assists	High Blocks	High Steals	Attendance
Nov. 6	Arkansas-Monticello	W	65-49	1-0	Kus - 17	Matthews - 10	Kus - 4	Two Players - 1	Kus - 4	1,397
Nov. 8	at Ole Miss	L	43-71	1-1	Two Players - 10	Eaton - 6	Eaton - 5	Brevard - 2	Kus - 4	8,009
Nov. 14	VMI	W	71-56	2-1	Kus - 18	Brevard - 10	Kus - 5	Two Players - 1	Two Players - 2	1,104
Nov. 15	UC Davis	W	80-67	3-1	Matthews - 18	Brevard - 11	Two Players - 4	Two Players - 1	Eaton - 3	1,176
Nov. 17	Idaho	W	82-68	4-1	Eaton - 22	Brevard - 14	Matthews - 7	Kus - 3	Four Players - 1	987
Nov. 20	at Colorado State	W	80-78	5-1	Fields - 22	Willis - 6	Two Players - 4	Three Players - 1	Two Players - 2	2,306
Nov. 30	Stephen F. Austin	L	57-76	5-2	Fields - 18	Kus - 8	Fields - 6	Kus - 2	Willis - 3	1,606
Dec. 3	Omaha	W	78-75	6-2	Johnson - 22	Two Players - 7	Fields - 6	Matthews - 2	Willis - 3	1,126
Dec. 7	at Tulsa	W	66-63	7-2	Johnson - 16	Eaton - 6	Fields - 3	Kus - 1	Kus - 2	3,074
Dec. 11	at Missouri State	L	53-75	7-3	Kus - 16	Brevard - 5	Four Players - 1	Matthews - 1	Eaton - 3	3,891
Dec. 18	Louisiana*	W	79-67	8-3 (1-0)	Eaton - 24	Eaton - 9	Two Players - 4	Kus - 4	Fields - 2	1,177
Dec. 21	at ULM*	W	62-59	9-3 (2-0)	Eggleston - 14	Eggleston - 8	Willis - 3	Matthews - 2	Eaton - 4	2,021
Dec. 28	Freed-Hardeman	W	84-73	10-3	Fields - 15	Brevard - 10	Eaton - 4	Eggleston - 2	Kus - 4	1,173
Jan. 2	UT Arlington*	L	52-73	10-4 (2-1)	Eggleston - 10	Two Players - 7	Willis - 3	Four Players - 1	Two Players - 2	1,276
Jan. 4	Texas State*	L	67-70	10-5 (2-2)	Eggleston - 15	Brevard - 8	Fields - 3	Kus - 2	Two Players - 2	1,275
Jan. 6	Georgia State*	W	90-87	11-5 (3-2)	Matthews - 18	Eggleston - 10	Fields - 8	Matthews - 2	Three Players - 2	1,105
Jan. 9	at South Alabama*	L	59-75	11-6 (3-3)	Eaton - 20	Brevard - 8	Fields - 5	Three Players - 1	Fields - 2	1,392
Jan. 11	Troy*	W	76-68 <sup>OT</sup>	12-6 (4-3)	Eaton - 24	Eggleston - 10	Two Players - 5	Kus - 1	Brevard - 7	1,377
Jan. 16	at Appalachian State*	L	80-83 <sup>OT</sup>	12-7 (4-4)	Eggleston - 17	Brevard - 13	Two Players - 3	Two Players - 1	Three Players - 1	1,566
Jan. 18	at Coastal Carolina*	W	80-75	13-7 (5-4)	Eaton - 20	Eggleston - 8	Eaton - 4	Four Players - 1	Four Players - 1	1,313
Jan. 23	South Alabama*	W	75-71	14-7 (6-4)	Eaton - 19	Eggleston - 9	Willis - 6	Eggleston - 2	Two Players - 1	3,119
Jan. 25	at Troy*	W	78-62	15-7 (7-4)	Eggleston - 15	Kus - 10	Eggleston - 4	Kus - 2	Willis - 2	2,538
Jan. 30	Appalachian State*									
Feb. 1	Coastal Carolina*									
Feb. 8	at Little Rock*									
Feb. 13	at UT Arlington*									
Feb. 15	at Texas State*									
Feb. 19	ULM*									
Feb. 22	Little Rock*									
Feb. 26	at Louisiana*									
March 3	at Georgia Southern*									

# ARKANSAS STATE BASKETBALL

## GAME-BY-GAME STATISTICS

OPPONENT	W/L	FG-FGA	PCT	3FG-FGA	PCT	FT-FTA	.PCT	OR	DR	TOT	PF	AST	TO	BLK	STL	1H	2H	OT	PTS
A-State	W	27-58	.466	5-19	.263	6-17	.353	10	24	34	15	20	12	2	9	28	37	-	65
Arkansas-Monticello		17-53	.321	9-26	.346	6-8	.750	13	28	41	23	11	22	1	3	22	27	-	49
A-State	L	15-46	.326	6-19	.316	7-12	.583	6	22	28	19	12	23	2	11	19	24	-	43
at Ole Miss		25-56	.446	8-26	.308	13-20	.650	11	29	40	20	16	15	3	14	39	32	-	71
A-State	W	29-50	.580	3-9	.333	10-14	.714	5	28	33	15	21	13	2	6	40	31	-	71
VMI		19-48	.396	7-24	.292	11-21	.524	7	18	25	16	10	13	0	8	29	27	-	56
A-State	W	28-58	.483	6-16	.375	18-22	.818	13	20	33	16	18	16	2	12	41	39	-	80
UC Davis		25-49	.510	6-20	.300	11-14	.786	6	18	24	18	13	23	0	5	31	36	-	67
A-State	W	31-59	.525	4-12	.333	16-23	.696	12	27	39	17	22	7	5	4	35	47	-	82
Idaho		27-54	.500	4-16	.250	10-17	.588	6	22	28	21	21	8	3	5	43	25	-	68
A-State	W	27-54	.500	13-20	.650	13-19	.684	8	21	29	26	14	10	3	7	33	47	-	80
at Colorado State		28-57	.491	5-19	.263	17-24	.708	9	20	29	16	21	10	6	4	39	39	-	78
A-State	L	15-53	.283	4-17	.235	23-35	.657	11	28	39	22	9	20	4	5	27	30	-	57
Stephen F. Austin		29-58	.500	5-13	.385	13-22	.591	7	35	42	26	12	17	1	11	30	46	-	76
A-State	W	25-55	.455	6-17	.353	22-26	.846	8	21	29	19	17	12	3	9	25	53	-	78
Omaha		26-55	.473	5-11	.455	16-21	.762	11	23	34	23	16	17	0	7	32	41	-	73
A-State	W	23-45	.511	6-14	.429	14-17	.824	5	17	22	16	10	10	1	5	35	31	-	66
at Tulsa		24-47	.511	7-15	.467	8-11	.727	8	20	28	14	12	13	1	4	30	33	-	63
A-State	L	18-48	.375	3-11	.273	14-16	.875	8	13	21	18	4	16	1	6	16	37	-	53
at Missouri State		25-44	.568	6-14	.429	19-23	.826	6	22	28	16	11	14	4	8	34	41	-	75
A-State	W	24-48	.500	4-14	.286	27-41	.659	8	29	37	28	16	13	5	6	37	42	-	79
Louisiana		21-56	.375	4-16	.250	21-30	.700	13	23	36	30	6	14	2	6	35	32	-	67
A-State	W	23-52	.442	4-13	.308	12-15	.800	9	20	29	19	10	11	3	8	23	39	-	62
at ULM		21-45	.467	2-10	.200	15-21	.714	5	23	28	14	12	15	4	5	29	30	-	59
A-State	W	31-66	.470	4-13	.308	18-30	.600	12	29	41	17	17	10	5	9	42	42	-	84
Freed-Hardeman		26-60	.433	12-25	.480	9-14	.643	6	32	38	24	18	16	2	4	32	41	-	73
A-State	L	16-56	.286	2-9	.222	18-28	.643	11	22	33	13	13	7	4	5	24	28	-	52
UT Arlington		31-59	.525	7-19	.368	4-7	.571	8	34	42	21	27	13	1	3	37	36	-	73
A-State	L	17-48	.354	3-12	.250	30-41	.732	10	24	34	28	12	15	4	7	34	33	-	67
Texas State		19-45	.422	3-8	.375	29-36	.806	7	27	34	28	12	16	1	6	41	29	-	70
A-State	W	25-52	.481	6-17	.353	34-42	.810	12	20	32	15	16	9	4	8	41	49	-	90
Georgia State		32-62	.516	9-23	.391	14-17	.824	11	21	32	29	16	12	0	4	52	35	-	87
A-State	L	21-46	.457	7-19	.368	10-13	.769	10	17	27	25	10	18	3	5	24	35	-	59
at South Alabama		23-48	.479	4-7	.571	25-35	.714	13	17	30	17	11	10	1	12	38	37	-	75
A-State	W	22-53	.415	7-21	.333	25-38	.658	11	27	38	17	15	18	1	19	28	33	15	76
Troy		25-55	.455	9-30	.300	9-11	.818	5	27	32	25	10	23	1	6	26	35	7	68
A-State	L	28-66	.424	8-24	.333	16-30	.533	15	31	46	26	14	7	2	3	38	34	8	80
at Appalachian State		24-58	.414	6-24	.250	29-36	.806	7	31	38	21	11	5	2	2	39	33	11	83
A-State	W	21-52	.404	10-24	.417	28-39	.718	15	22	37	21	9	15	4	4	38	42	-	80
at Coastal Carolina		25-59	.424	10-31	.323	15-21	.714	15	22	37	29	13	20	2	9	40	35	-	75
A-State	W	22-44	.500	10-25	.400	21-26	.808	5	24	29	26	21	15	4	2	31	44	-	75
South Alabama		22-44	.500	3-8	.375	24-38	.632	8	20	28	18	5	9	2	8	27	44	-	71
A-State	W	27-52	.519	7-15	.467	17-27	.630	9	28	37	29	18	9	4	4	37	41	-	78
at Troy		17-58	.293	6-24	.250	22-30	.733	16	22	38	22	10	11	4	5	25	37	-	62
A-State																			
Appalachian State																			
A-State																			
Coastal Carolina																			
A-State																			
at Little Rock																			
A-State																			
at UT Arlington																			
A-State																			
at Texas State																			
A-State																			
ULM																			
A-State																			
Little Rock																			
A-State																			
at Louisiana																			
A-State																			
at Georgia Southern																			

# ARKANSAS STATE BASKETBALL

## POINTS-REBOUNDS-ASSISTS

OPPONENT	0 - Fields	1 - Johnson	2 - Wilson	3 - Brevard	4 - Matthews	5 - Willis	10 - Farrington	11 - Eggleston	12 - Kus	13 - Brown	15 - Scoggins	21 - Felts	23 - Eaton	32 - Jackson
Arkansas-Monticello	<b>3-1-2</b>	0-0-0	5-2-2	<b>4-4-1</b>	<b>10-10-3</b>	10-4-3	0-0-0	--	<b>17-7-4</b>	CD	CD	CD	<b>11-4-3</b>	5-2-2
at Ole Miss	INJ	5-1-3	8-2-1	<b>2-4-0</b>	<b>10-2-0</b>	<b>3-1-1</b>	CD	--	<b>10-2-2</b>	CD	CD	CD	<b>4-6-5</b>	1-2-0
VMI	8-4-3	5-3-1	0-0-0	<b>17-10-1</b>	<b>5-2-3</b>	<b>8-2-3</b>	CD	--	<b>18-9-5</b>	CD	CD	CD	<b>8-1-4</b>	2-2-1
UC Davis	17-1-3	0-0-1	2-0-0	<b>8-11-1</b>	<b>18-3-2</b>	<b>9-1-4</b>	CD	--	<b>16-9-4</b>	CD	0-0-0	CD	<b>8-3-3</b>	3-4-0
Idaho	13-3-3	CD	0-0-1	<b>10-14-4</b>	<b>19-5-7</b>	<b>4-2-1</b>	CD	--	<b>13-12-2</b>	CD	CD	CD	<b>22-3-4</b>	3-0-0
at Colorado State	22-5-4	15-0-4	0-0-0	<b>2-4-1</b>	<b>0-4-2</b>	<b>13-6-2</b>	CD	--	<b>8-0-0</b>	CD	0-0-0	CD	<b>18-4-1</b>	2-1-0
Stephen F. Austin	<b>18-7-6</b>	10-4-0	0-0-0	2-5-0	<b>6-7-1</b>	<b>2-0-1</b>	CD	--	<b>16-8-0</b>	CD	CD	CD	<b>1-6-1</b>	2-2-0
Omaha	16-3-6	22-4-2	CD	<b>8-7-0</b>	<b>9-5-3</b>	<b>3-0-2</b>	CD	--	<b>10-3-1</b>	CD	CD	CD	<b>2-0-2</b>	8-7-1
at Tulsa	<b>8-0-3</b>	16-1-1	0-1-0	<b>7-3-0</b>	<b>10-2-0</b>	<b>2-2-1</b>	CD	--	<b>6-2-1</b>	CD	CD	CD	15-6-2	2-2-2
at Missouri State	<b>2-3-1</b>	13-2-1	CD	<b>0-5-0</b>	<b>15-2-0</b>	<b>4-1-1</b>	CD	--	<b>16-2-0</b>	CD	CD	CD	3-3-1	0-2-0
Louisiana	18-4-4	<b>11-1-3</b>	0-1-0	4-3-1	<b>8-3-1</b>	<b>4-0-1</b>	CD	0-1-0	<b>6-7-1</b>	CD	CD	CD	<b>24-9-4</b>	4-8-1
at ULM	7-3-3	13-3-0	CD	<b>2-1-0</b>	<b>9-6-0</b>	<b>0-1-3</b>	CD	14-8-1	<b>13-4-2</b>	CD	CD	CD	<b>4-3-1</b>	0-0-0
Freed-Hardeman	15-5-2	2-2-2	4-0-0	<b>9-10-0</b>	<b>10-4-0</b>	<b>9-1-3</b>	CD	12-4-3	<b>12-5-3</b>	CD	2-1-0	CD	<b>7-3-4</b>	2-6-0
UT Arlington	7-2-2	0-0-1	0-0-0	<b>6-7-1</b>	<b>4-3-0</b>	<b>5-3-3</b>	CD	10-7-1	<b>6-3-2</b>	CD	CD	CD	<b>8-3-2</b>	6-5-1
Texas State	<b>13-5-3</b>	8-4-1	CD	<b>3-8-0</b>	<b>2-5-2</b>	<b>0-0-0</b>	CD	15-3-1	12-4-3	CD	CD	CD	<b>10-3-2</b>	4-2-0
Georgia State	<b>11-5-8</b>	11-2-2	CD	8-4-0	<b>18-7-1</b>	9-1-1	CD	<b>16-10-0</b>	<b>6-1-2</b>	CD	CD	CD	<b>11-1-2</b>	0-1-0
at South Alabama	<b>3-1-5</b>	5-0-1	CD	2-8-0	<b>11-7-2</b>	5-0-0	CD	<b>4-2-2</b>	<b>9-5-0</b>	CD	CD	CD	<b>20-2-1</b>	0-1-1
Troy	<b>17-5-5</b>	3-2-2	CD	4-10-1	<b>4-2-0</b>	2-0-0	CD	<b>12-10-1</b>	<b>10-6-1</b>	CD	CD	CD	<b>24-2-5</b>	0-0-0
at Appalachian State	<b>11-2-3</b>	13-2-0	CD	9-13-1	<b>0-3-1</b>	6-1-1	CD	<b>17-7-2</b>	<b>8-6-1</b>	CD	CD	CD	<b>13-8-3</b>	3-2-2
at Coastal Carolina	<b>3-1-1</b>	17-4-0	CD	2-2-0	<b>3-6-0</b>	13-2-0	CD	<b>13-8-2</b>	<b>4-7-2</b>	CD	0-0-0	CD	<b>20-2-4</b>	5-2-0
South Alabama	<b>3-0-1</b>	10-0-5	CD	<b>8-6-0</b>	<b>6-1-4</b>	17-3-6	CD	<b>3-9-1</b>	5-4-0	CD	CD	CD	<b>19-4-4</b>	4-2-0
at Troy	<b>8-2-3</b>	12-2-3	2-0-0	4-0-0	<b>11-2-2</b>	11-3-0	CD	<b>15-9-4</b>	<b>8-10-1</b>	CD	2-0-0	CD	<b>5-2-3</b>	0-2-2
Appalachian State														
Coastal Carolina														
at Little Rock														
at UT Arlington														
at Texas State														
ULM														
Little Rock														
at Louisiana														
at Georgia Southern														

**Bold** - Start | CD -Coach's Decision | INJ - Injury

## STARTING LINEUP

OPPONENT	G	G	G/F	G/F	F	Record
Arkansas-Monticello	Fields	Eaton	Kus	Brevard	Matthews	1-0
at Ole Miss	Eaton	Willis	Kus	Brevard	Matthews	0-1
VMI	Eaton	Willis	Kus	Brevard	Matthews	1-1
UC Davis	Eaton	Willis	Kus	Brevard	Matthews	2-1
Idaho	Eaton	Willis	Kus	Brevard	Matthews	3-1
at Colorado State	Eaton	Willis	Kus	Brevard	Matthews	4-1
Stephen F. Austin	Fields	Eaton	Willis	Kus	Matthews	0-1
Omaha	Eaton	Willis	Kus	Brevard	Matthews	5-1
at Tulsa	Fields	Willis	Kus	Brevard	Matthews	1-0
at Missouri State	Fields	Willis	Kus	Brevard	Matthews	1-1
Louisiana	Eaton	Johnson	Willis	Kus	Matthews	1-0
at ULM	Eaton	Willis	Kus	Brevard	Matthews	6-1
Freed-Hardeman	Eaton	Willis	Kus	Brevard	Matthews	7-1
UT Arlington	Eaton	Willis	Kus	Brevard	Matthews	7-2
Texas State	Fields	Eaton	Willis	Brevard	Matthews	0-1
Georgia State	Fields	Eaton	Eggleston	Kus	Matthews	1-0
at South Alabama	Fields	Eaton	Eggleston	Kus	Matthews	1-1
Troy	Fields	Eaton	Eggleston	Kus	Matthews	2-1
at Appalachian State	Fields	Eaton	Eggleston	Kus	Matthews	2-2
at Coastal Carolina	Fields	Eaton	Eggleston	Kus	Matthews	3-2
South Alabama	Fields	Eaton	Eggleston	Brevard	Matthews	1-0
at Troy	Fields	Eaton	Eggleston	Kus	Matthews	4-2
Appalachian State						
Coastal Carolina						
at Little Rock						
at UT Arlington						
at Texas State						
ULM						
Little Rock						
at Louisiana						
at Georgia Southern						

## SPECIALTY STATS

OPPONENT	PAINT	OFF TURNOVER	2ND CHANCE	FAST BREAK	BENCH POINTS
Arkansas-Monticello	38 / 10	30 / 15	5 / 4	11 / 2	20 / 8
at Ole Miss	14 / 30	13 / 21	0 / 12	3 / 8	14 / 16
VMI	48 / 22	16 / 11	4 / 9	6 / 0	15 / 18
UC Davis	40 / 34	24 / 8	16 / 5	9 / 0	22 / 10
Idaho	46 / 32	10 / 8	10 / 5	6 / 3	16 / 15
at Colorado State	22 / 44	17 / 17	14 / 3	9 / 21	39 / 24
Stephen F. Austin	20 / 48	9 / 18	8 / 8	15 / 12	14 / 28
Omaha	36 / 34	17 / 17	10 / 10	14 / 4	46 / 24
at Tulsa	22 / 30	20 / 9	4 / 9	9 / 2	33 / 16
at Missouri State	24 / 30	12 / 23	7 / 7	0 / 4	16 / 24
Louisiana	34 / 32	21 / 16	8 / 13	12 / 2	26 / 12
at ULM	32 / 22	13 / 9	6 / 6	18 / 6	34 / 11
Freed-Hardeman	40 / 20	15 / 5	12 / 2	28 / 9	37 / 27
UT Arlington	24 / 32	6 / 10	11 / 7	8 / 2	23 / 34
Texas State	20 / 22	10 / 9	10 / 7	13 / 6	39 / 22
Georgia State	36 / 36	10 / 14	11 / 14	8 / 13	28 / 34
at South Alabama	22 / 32	4 / 23	15 / 18	2 / 8	12 / 6
Troy	22 / 26	30 / 11	9 / 4	30 / 7	9 / 21
at Appalachian State	32 / 34	8 / 12	16 / 12	9 / 9	31 / 20
at Coastal Carolina	16 / 28	21 / 23	13 / 19	11 / 30	37 / 15
South Alabama	24 / 30	7 / 13	4 / 8	5 / 13	36 / 11
at Troy	36 / 22	18 / 7	7 / 13	15 / 2	31 / 42
Appalachian State					
Coastal Carolina					
at Little Rock					
at UT Arlington					
at Texas State					
ULM					
Little Rock					
at Louisiana					
at Georgia Southern					
Totals	-2	+32	+5	+78	+140

## FREE-THROW PROFICIENCY

### One-And-One (first free throw of one-and-one)

#	Player	FT-FTA	PCT
0	Caleb Fields	5-6	.833
1	Jerry Johnson Jr.	3-3	1.000
2	Kobe Wilson	-	---
3	Malik Brevard	2-4	.500
4	J.J. Matthews	3-6	.500
5	Christian Willis	1-1	1.000
10	Malcolm Farrington	-	---
11	Melo Eggleston	2-4	.500
12	Canberk Kus	1-2	.500
13	J'Sebian Brown	-	---
15	Jake Scoggins	-	---
21	Avery Felts	-	---
23	Marquis Eaton	5-7	.714
32	Antwon Jackson	3-5	.600
	<b>Team</b>	<b>25-38</b>	<b>.658</b>

### THREE-POINT PLAY (free throw to complete 3 or 4 point play)

#	Player	FT-FTA	PCT
0	Caleb Fields	6-8	.750
1	Jerry Johnson Jr.	2-2	1.000
2	Kobe Wilson	-	---
3	Malik Brevard	2-3	.667
4	J.J. Matthews	6-10	.600
5	Christian Willis	2-4	.500
10	Malcolm Farrington	-	---
11	Melo Eggleston	-	---
12	Canberk Kus	2-3	.667
13	J'Sebian Brown	-	---
15	Jake Scoggins	0-1	.000
21	Avery Felts	-	---
23	Marquis Eaton	4-5	.800
32	Antwon Jackson	2-2	1.000
	<b>Team</b>	<b>27-39</b>	<b>.692</b>

### CRUNCH TIME (final 2 minutes within 10 points and in overtime)

#	Player	FT-FTA	PCT
0	Caleb Fields	13-19	.684
1	Jerry Johnson Jr.	5-5	1.000
2	Kobe Wilson	-	---
3	Malik Brevard	3-6	.500
4	J.J. Matthews	-	---
5	Christian Willis	1-2	.500
10	Malcolm Farrington	-	---
11	Melo Eggleston	9-10	.900
12	Canberk Kus	6-8	.750
13	J'Sebian Brown	-	---
15	Jake Scoggins	-	---
21	Avery Felts	-	---
23	Marquis Eaton	16-18	.875
32	Antwon Jackson	2-2	1.000
	<b>Team</b>	<b>55-70</b>	<b>.786</b>

# ARKANSAS STATE BASKETBALL

**0 CALEB FIELDS** | G | 6-0 | 190 | FR | Lewisburg, Tenn. / Aspire Academy

				Field Goals		3-Point		F-Throws		Rebounds										Scoring	
SEASON	TEAM	GP-GS	MIN/AVG	FG-FGA	FG%	3FG-FGA	3FG%	FT-FTA	FT%	OFF	DEF	TOT	AVG	PF-FO	AST	TO	BLK	STL		PTS	AVG
2019-20	ASU	21-12	657/31.3	59-148	.399	18-48	.375	87-128	.680	9	53	62	3.0	32-0	71	43	1	18		223	10.6
<b>TOTAL</b>		<b>21-12</b>	<b>657/31.3</b>	<b>59-148</b>	<b>.399</b>	<b>18-48</b>	<b>.375</b>	<b>87-128</b>	<b>.680</b>	<b>9</b>	<b>53</b>	<b>62</b>	<b>3.0</b>	<b>32-0</b>	<b>71</b>	<b>43</b>	<b>1</b>	<b>18</b>		<b>223</b>	<b>10.6</b>

## Single Game Highs

Statistic	Value	
Points	22	at Colorado St. 11/20/19
Rebounds	7	vs SFA 11/30/19
Assists	8	vs Georgia St. 01/06/20
Steals	2	7 times
Blocks	1	at La.-Monroe 12/21/19
FG Made	7	at Colorado St. 11/20/19
FG Attempts	14	at Colorado St. 11/20/19
3FG Made	3	at Colorado St. 11/20/19, vs Troy 01/11/20
3FG Attempts	5	vs Troy 01/11/20
FT Made	10	vs SFA 11/30/19, vs Omaha 12/03/19, vs Texas St. 01/04/20
FT Attempts	16	vs Texas St. 01/04/20

**1 JERRY JOHNSON JR** | G | 6-2 | 225 | SR | Memphis, Tenn. / Chattanooga

				Field Goals		3-Point		F-Throws		Rebounds										Scoring	
SEASON	TEAM	GP-GS	MIN/AVG	FG-FGA	FG%	3FG-FGA	3FG%	FT-FTA	FT%	OFF	DEF	TOT	AVG	PF-FO	AST	TO	BLK	STL		PTS	AVG
2015-16	Fairf	28-1	536/19.1	75-172	.436	43-107	.402	39-56	.696	12	63	75	2.7	37-0	39	40	2	22		232	8.3
2016-17	Fairf	27-13	774/28.7	101-263	.384	62-184	.337	43-58	.741	8	83	91	3.4	54-0	39	28	2	19		307	11.4
2018-19	UTC	32-32	829/25.9	110-287	.383	55-163	.337	41-52	.788	19	93	112	3.5	65-0	74	52	0	28		316	9.9
2019-20	ASU	21-1	451/21.5	54-139	.388	35-94	.372	48-57	.842	4	33	37	1.8	27-0	33	27	0	10		191	9.1
<b>TOTAL FOR ASU</b>		<b>21-1</b>	<b>451/21.5</b>	<b>54-139</b>	<b>.388</b>	<b>35-94</b>	<b>.372</b>	<b>48-57</b>	<b>.842</b>	<b>4</b>	<b>33</b>	<b>37</b>	<b>1.8</b>	<b>27-0</b>	<b>33</b>	<b>27</b>	<b>0</b>	<b>10</b>		<b>191</b>	<b>9.1</b>
<b>TOTAL</b>		<b>108-47</b>	<b>2590/24.0</b>	<b>340-861</b>	<b>.395</b>	<b>195-548</b>	<b>.356</b>	<b>171-223</b>	<b>.767</b>	<b>43</b>	<b>272</b>	<b>315</b>	<b>2.9</b>	<b>183-0</b>	<b>185</b>	<b>147</b>	<b>4</b>	<b>79</b>		<b>1046</b>	<b>9.7</b>

## Single Game Highs

Statistic	Value	
Points	26	at Samford 02/16/19, at Iona 01/20/17
Rebounds	9	at Iona 01/20/17
Assists	6	at The Citadel 02/21/19, vs VMI 12/09/18
Steals	5	vs Hiwassee 11/27/18, at UMES 11/24/15
Blocks	1	4 times
FG Made	10	at Iona 01/20/17
FG Attempts	20	at Samford 02/16/19
3FG Made	8	at Samford 02/16/19
3FG Attempts	14	at Samford 02/16/19
FT Made	9	at NC State 12/18/16
FT Attempts	9	at NC State 12/18/16



# ARKANSAS STATE BASKETBALL

**2 KOBE WILSON** | G | 6-2 | 180 | SO | Palestine, Texas / Atascocita HS

				Field Goals		3-Point		F-Throws		Rebounds									Scoring	
SEASON	TEAM	GP-GS	MIN/AVG	FG-FGA	FG%	3FG-FGA	3FG%	FT-FTA	FT%	OFF	DEF	TOT	AVG	PF-FO	AST	TO	BLK	STL	PTS	AVG
2018-19	ASU	25-0	247/9.9	19-64	.297	13-41	.317	8-14	.571	2	12	14	0.6	26-1	9	13	1	4	59	2.4
2019-20	ASU	12-0	90/7.5	6-28	.214	3-14	.214	6-6	1.000	0	6	6	0.5	1-0	4	6	0	2	21	1.8
<b>TOTAL</b>		<b>37-0</b>	<b>337/9.1</b>	<b>25-92</b>	<b>.272</b>	<b>16-55</b>	<b>.291</b>	<b>14-20</b>	<b>.700</b>	<b>2</b>	<b>18</b>	<b>20</b>	<b>0.5</b>	<b>27-1</b>	<b>13</b>	<b>19</b>	<b>1</b>	<b>6</b>	<b>80</b>	<b>2.2</b>

## Single Game Highs

Statistic	Value	
Points	10	vs Harding 12/29/18
Rebounds	3	vs Evansville 12/04/18
Assists	3	vs Missouri St. 12/18/18
Steals	1	6 times
Blocks	1	vs Harding 12/29/18
FG Made	3	vs Evansville 12/04/18, vs Harding 12/29/18
FG Attempts	9	vs Ark.-Monticello 11/06/19
3FG Made	2	5 times
3FG Attempts	5	vs Ark.-Monticello 11/06/19
FT Made	3	vs Evansville 12/04/18
FT Attempts	3	vs Evansville 12/04/18, vs South Alabama 01/10/19

**3 MALIK BREVARD** | F | 6-8 | 210 | SR | Charlotte, N.C. / Palm Beach State College

				Field Goals		3-Point		F-Throws		Rebounds									Scoring	
SEASON	TEAM	GP-GS	MIN/AVG	FG-FGA	FG%	3FG-FGA	3FG%	FT-FTA	FT%	OFF	DEF	TOT	AVG	PF-FO	AST	TO	BLK	STL	PTS	AVG
2018-19	ASU	30-11	497/16.6	42-81	.519	1-7	.143	14-28	.500	49	82	131	4.4	70-1	17	32	19	19	99	3.3
2019-20	ASU	22-14	452/20.6	51-79	.646	0-2	.000	19-33	.576	54	85	139	6.3	75-7	12	34	9	19	121	5.5
<b>TOTAL</b>		<b>52-25</b>	<b>949/18.2</b>	<b>93-160</b>	<b>.581</b>	<b>1-9</b>	<b>.111</b>	<b>33-61</b>	<b>.541</b>	<b>103</b>	<b>167</b>	<b>270</b>	<b>5.2</b>	<b>145-8</b>	<b>29</b>	<b>66</b>	<b>28</b>	<b>38</b>	<b>220</b>	<b>4.2</b>

## Single Game Highs

Statistic	Value	
Points	17	vs VMI 11/14/19
Rebounds	14	vs Idaho 11/17/19
Assists	4	vs Idaho 11/17/19
Steals	7	vs Troy 01/11/20
Blocks	3	vs Harding 12/29/18
FG Made	8	vs VMI 11/14/19
FG Attempts	10	vs Idaho 11/17/19
3FG Made	1	at UT Arlington 01/17/19
3FG Attempts	2	vs Mo. Baptist 11/12/18
FT Made	5	vs Eastern Ill. 11/24/18
FT Attempts	7	vs Eastern Ill. 11/24/18

# ARKANSAS STATE BASKETBALL

## 4 J.J. MATTHEWS | F | 6-9 | 235 | rJR | Richmond, Va. / Moberly Area CC

				Field Goals		3-Point		F-Throws		Rebounds										Scoring	
SEASON	TEAM	GP-GS	MIN/AVG	FG-FGA	FG%	3FG-FGA	3FG%	FT-FTA	FT%	OFF	DEF	TOT	AVG	PF-FO	AST	TO	BLK	STL		PTS	AVG
2018-19	ASU	27-7	375/13.9	60-117	.513	0-0	.000	40-61	.656	40	46	86	3.2	69-2	10	39	15	8		160	5.9
2019-20	ASU	22-22	476/21.6	71-125	.568	0-0	.000	46-73	.630	35	56	91	4.1	74-7	34	34	15	9		188	8.5
TOTAL		49-29	850/17.4	131-242	.541	0-0	.000	86-134	.642	75	102	177	3.6	143-9	44	73	30	17		348	7.1

### Single Game Highs

Statistic	Value	
Points	19	vs Idaho 11/17/19
Rebounds	10	vs Ark.-Monticello 11/06/19
Assists	7	vs Idaho 11/17/19
Steals	3	vs UT Arlington 02/16/19
Blocks	2	6 times
FG Made	9	vs UC Davis 11/15/19
FG Attempts	12	vs UC Davis 11/15/19
FT Made	8	vs Georgia St. 01/06/20
FT Attempts	10	at Troy 02/09/19, vs Georgia St. 01/06/20

## 5 CHRISTIAN WILLIS | G | 6-1 | 190 | rJR | Belleville, Ill. / Christian Brothers College HS

				Field Goals		3-Point		F-Throws		Rebounds										Scoring	
SEASON	TEAM	GP-GS	MIN/AVG	FG-FGA	FG%	3FG-FGA	3FG%	FT-FTA	FT%	OFF	DEF	TOT	AVG	PF-FO	AST	TO	BLK	STL		PTS	AVG
2016-17	ASU	10-0	43/4.3	4-10	.400	2-6	.333	1-3	.333	1	4	5	0.5	7-0	2	7	0	1		11	1.1
2017-18	ASU	1-0	8/8.0	1-3	.333	0-1	.000	0-0	.000	1	0	1	1.0	0-0	0	1	0	0		2	2.0
2018-19	ASU	25-6	319/12.8	32-80	.400	8-31	.258	21-27	.778	13	14	27	1.1	40-0	15	15	1	3		93	3.7
2019-20	ASU	22-14	466/21.2	46-87	.529	20-40	.500	25-36	.694	9	25	34	1.5	50-1	37	25	2	15		137	6.2
TOTAL		58-20	836/14.4	83-180	.461	30-78	.385	47-66	.712	24	43	67	1.2	97-1	54	48	3	19		243	4.2

### Single Game Highs

Statistic	Value	
Points	17	vs South Alabama 01/23/20
Rebounds	6	vs Mo. Baptist 11/12/18, at Colorado St. 11/20/19
Assists	6	vs South Alabama 01/23/20
Steals	3	vs SFA 11/30/19, vs Omaha 12/03/19
Blocks	1	vs Mo. Baptist 11/12/18, vs Idaho 11/17/19, at Colorado St. 11/20/19
FG Made	6	vs South Alabama 01/23/20
FG Attempts	10	at South Alabama 03/12/19
3FG Made	3	at Coastal Carolina 01/18/20, vs South Alabama 01/23/20
3FG Attempts	5	vs Evansville 12/04/18, vs Missouri St. 12/18/18, vs Ark.-Monticello 11/06/19
FT Made	5	vs Eastern Ill. 11/24/18
FT Attempts	6	vs Eastern Ill. 11/24/18, vs UT Arlington 01/02/20

## 10 MALCOLM FARRINGTON | G | 6-4 | 200 | Fr | West Palm Beach, Fla. / DME Academy

				Field Goals		3-Point		F-Throws		Rebounds										Scoring	
SEASON	TEAM	GP-GS	MIN/AVG	FG-FGA	FG%	3FG-FGA	3FG%	FT-FTA	FT%	OFF	DEF	TOT	AVG	PF-FO	AST	TO	BLK	STL		PTS	AVG
2019-20	ASU	1-0	3/3.0	0-1	.000	0-1	.000	0-0	.000	0	0	0	0.0	1-0	0	0	0	0		0	0.0
<b>TOTAL</b>		<b>1-0</b>	<b>3/3.0</b>	<b>0-1</b>	<b>.000</b>	<b>0-1</b>	<b>.000</b>	<b>0-0</b>	<b>.000</b>	<b>0</b>	<b>0</b>	<b>0</b>	<b>0.0</b>	<b>1-0</b>	<b>0</b>	<b>0</b>	<b>0</b>	<b>0</b>		<b>0</b>	<b>0.0</b>

### Single Game Highs

Statistic		Value	
FG Attempts		1	vs Ark.-Monticello 11/06/19
3FG Attempts		1	vs Ark.-Monticello 11/06/19

## 11 MELO EGGLESTON | G | 6-8 | 200 | rSO | Suitland, Md. / Wake Forest

				Field Goals		3-Point		F-Throws		Rebounds										Scoring	
SEASON	TEAM	GP-GS	MIN/AVG	FG-FGA	FG%	3FG-FGA	3FG%	FT-FTA	FT%	OFF	DEF	TOT	AVG	PF-FO	AST	TO	BLK	STL		PTS	AVG
2017-18	Wake	21-0	105/5.0	7-20	.350	0-3	.000	7-13	.538	6	18	24	1.1	12-0	4	4	2	3		21	1.0
2019-20	ASU	12-7	283/23.6	44-105	.419	5-20	.250	38-59	.644	19	59	78	6.5	35-2	16	20	7	8		131	10.9
<b>TOTAL FOR ASU</b>		<b>12-7</b>	<b>283/23.6</b>	<b>44-105</b>	<b>.419</b>	<b>5-20</b>	<b>.250</b>	<b>38-59</b>	<b>.644</b>	<b>19</b>	<b>59</b>	<b>78</b>	<b>6.5</b>	<b>35-2</b>	<b>16</b>	<b>20</b>	<b>7</b>	<b>8</b>		<b>131</b>	<b>10.9</b>
<b>TOTAL</b>		<b>33-7</b>	<b>388/11.8</b>	<b>51-125</b>	<b>.408</b>	<b>5-23</b>	<b>.217</b>	<b>45-72</b>	<b>.625</b>	<b>25</b>	<b>77</b>	<b>102</b>	<b>3.1</b>	<b>47-2</b>	<b>20</b>	<b>24</b>	<b>9</b>	<b>11</b>		<b>152</b>	<b>4.6</b>

### Single Game Highs

Statistic	Value	
Points	17	at Appalachian St. 01/16/20
Rebounds	10	vs Georgia St. 01/06/20, vs Troy 01/11/20
Assists	4	at Troy 01/25/20
Steals	2	vs Richmond 12/02/17, vs UT Arlington 01/02/20, vs Troy 01/11/20
Blocks	2	vs Army West Point 12/08/17, vs Freed-Hardeman 12/28/19, vs South Alabama 01/23/20
FG Made	7	at Appalachian St. 01/16/20
FG Attempts	15	at Appalachian St. 01/16/20
3FG Made	2	at Appalachian St. 01/16/20
3FG Attempts	5	at Appalachian St. 01/16/20
FT Made	7	vs Georgia St. 01/06/20
FT Attempts	10	vs Georgia St. 01/06/20, at Coastal Carolina 01/18/20

## 12 CANBERK KUS | G | 6-6 | 205 | SR | Istanbul, Turkey / College of Central Florida

				Field Goals		3-Point		F-Throws		Rebounds										Scoring	
SEASON	TEAM	GP-GS	MIN/AVG	FG-FGA	FG%	3FG-FGA	3FG%	FT-FTA	FT%	OFF	DEF	TOT	AVG	PF-FO	AST	TO	BLK	STL	PTS	AVG	
2018-19	ASU	24-0	394/16.4	47-125	.376	15-54	.278	26-31	.839	14	46	60	2.5	50-1	25	33	16	18	135	5.6	
2019-20	ASU	22-20	566/25.7	86-191	.450	18-60	.300	38-53	.717	30	86	116	5.3	65-2	37	39	23	27	228	10.4	
TOTAL		46-20	960/20.9	133-316	.421	33-114	.289	64-84	.762	44	132	176	3.8	115-3	62	72	39	45	363	7.9	

### Single Game Highs

Statistic	Value	
Points	18	vs VMI 11/14/19
Rebounds	12	vs Idaho 11/17/19
Assists	5	vs VMI 11/14/19
Steals	4	vs Ark.-Monticello 11/06/19, at Ole Miss 11/08/19, vs Freed-Hardeman 12/28/19
Blocks	4	vs Louisiana 12/18/19
FG Made	8	vs Ark.-Monticello 11/06/19, vs VMI 11/14/19
FG Attempts	13	vs Ark.-Monticello 11/06/19, vs Idaho 11/17/19
3FG Made	3	at Troy 02/09/19, vs SFA 11/30/19
3FG Attempts	6	vs UNCW 11/23/18
FT Made	7	vs Mo. Baptist 11/12/18
FT Attempts	8	vs Troy 01/11/20

## 15 JAKE SCOGGINS | F | 6-9 | 220 | rJR | Benton, Ark. / Benton HS

				Field Goals		3-Point		F-Throws		Rebounds										Scoring	
SEASON	TEAM	GP-GS	MIN/AVG	FG-FGA	FG%	3FG-FGA	3FG%	FT-FTA	FT%	OFF	DEF	TOT	AVG	PF-FO	AST	TO	BLK	STL	PTS	AVG	
2017-18	ASU	24-1	157/6.5	11-24	.458	0-0	.000	2-8	.250	7	19	26	1.1	35-0	3	8	1	3	24	1.0	
2018-19	ASU	8-2	62/7.7	4-7	.571	0-0	.000	1-4	.250	2	4	6	0.8	9-0	4	3	0	3	9	1.1	
2019-20	ASU	5-0	20/4.0	2-7	.286	0-0	.000	0-1	.000	1	0	1	0.2	4-0	0	1	0	1	4	0.8	
TOTAL		37-3	238/6.4	17-38	.447	0-0	.000	3-13	.231	10	23	33	0.9	48-0	7	12	1	7	37	1.0	

### Single Game Highs

Statistic	Value	
Points	4	at Indiana 11/22/17, vs Howard 11/20/17, vs Culver-Stockton 12/22/17
Rebounds	4	at Grand Canyon 11/16/18
Assists	3	at Grand Canyon 11/16/18
Steals	2	vs Coastal Carolina 02/24/18
Blocks	1	at Appalachian St. 01/27/18
FG Made	2	at Indiana 11/22/17, vs Howard 11/20/17, vs Culver-Stockton 12/22/17
FG Attempts	4	vs Freed-Hardeman 12/28/19
FT Made	1	at Abilene Christian 11/09/18, at Coastal Carolina 01/25/18, vs Coastal Carolina 02/24/18
FT Attempts	2	6 times



# ARKANSAS STATE BASKETBALL

## 23 MARQUIS EATON | G | 6-2 | 195 | JR | Helena, Ark. / Jonesboro HS

				Field Goals		3-Point		F-Throws		Rebounds										Scoring	
SEASON	TEAM	GP-GS	MIN/AVG	FG-FGA	FG%	3FG-FGA	3FG%	FT-FTA	FT%	OFF	DEF	TOT	AVG	PF-FO	AST	TO	BLK	STL	PTS	AVG	
2017-18	ASU	32-11	641/20.0	69-176	.392	13-47	.277	45-54	.833	10	40	50	1.6	52-0	69	50	6	26	196	6.1	
2018-19	ASU	32-27	1023/32.0	123-331	.372	40-126	.317	73-96	.760	26	79	105	3.3	78-0	91	83	11	28	359	11.2	
2019-20	ASU	22-20	687/31.2	78-214	.364	29-81	.358	72-91	.791	14	64	78	3.5	51-0	61	39	4	31	257	11.7	
TOTAL		86-58	2351/27.3	270-721	.374	82-254	.323	190-241	.788	50	183	233	2.7	181-0	221	172	21	85	812	9.4	

### Single Game Highs

Statistic	Value	
Points	26	vs UT Arlington 02/16/19
Rebounds	9	vs Fla. Atlantic 12/14/18, vs Louisiana 12/18/19
Assists	8	vs Appalachian St. 01/24/19
Steals	5	vs Troy 01/11/20
Blocks	2	vs Louisiana 03/09/19
FG Made	9	vs UT Arlington 02/16/19
FG Attempts	17	vs UNCW 11/23/18, vs Fla. Atlantic 12/14/18, vs Troy 01/11/20
3FG Made	5	vs Harding 12/29/18
3FG Attempts	9	at La.-Monroe 01/05/19
FT Made	9	vs Louisiana 12/18/19
FT Attempts	14	vs Louisiana 12/18/19

## 32 ANTWON JACKSON | F | 6-7 | 265 | FR | Las Vegas, Nev. / Ed W. Clark HS

				Field Goals		3-Point		F-Throws		Rebounds										Scoring	
SEASON	TEAM	GP-GS	MIN/AVG	FG-FGA	FG%	3FG-FGA	3FG%	FT-FTA	FT%	OFF	DEF	TOT	AVG	PF-FO	AST	TO	BLK	STL	PTS	AVG	
2019-20	ASU	22-0	306/13.9	18-37	.486	0-0	.000	20-34	.588	24	31	55	2.5	31-0	13	17	7	14	56	2.5	
TOTAL		22-0	306/13.9	18-37	.486	0-0	.000	20-34	.588	24	31	55	2.5	31-0	13	17	7	14	56	2.5	

### Single Game Highs

Statistic	Value	
Points	8	vs Omaha 12/03/19
Rebounds	8	vs Louisiana 12/18/19
Assists	2	4 times
Steals	3	at Ole Miss 11/08/19
Blocks	1	7 times
FG Made	4	vs Omaha 12/03/19
FG Attempts	5	vs UT Arlington 01/02/20
FT Made	5	at Coastal Carolina 01/18/20
FT Attempts	8	at Coastal Carolina 01/18/20

# ARKANSAS STATE BASKETBALL

## Game 1

Ark-Monticello 43 - 0-0-0 GAC

#	Player	Total		3-Pt		Rebounds		PF	TP	A	TO	Bk	Sll	Min	
		FG-FGA	FT-FTA	Off	Def										
23	Justin Slocum	1	2-8	0-0	1-1	2	2	4	4	5	1	3	0	16	
25	Kwame McBean	1	1-1	0-0	0-0	1	4	5	5	2	0	2	0	24	
9	KJ Lesure	6	2-4	0-3	0-1	1	6	7	1	0	3	0	2	24	
10	Wayne King	6	6-12	5-9	2-2	3	4	7	3	19	2	1	0	31	
15	Marcus Gilbert	6	6-15	3-9	0-0	4	2	6	1	15	1	7	0	37	
17	Austin Hardy	15	1-5	1-5	2-2	0	4	4	4	5	1	0	1	17	
22	Jeremiah Alexander	0-2	0-0	0-1	0	3	3	0	0	0	2	0	0	10	
26	Denzel McCaffrey	1-6	0-0	1-2	2	3	5	4	3	0	1	0	1	23	
12	Kyon Craddock	0-0	0-0	0-0	0	0	0	1	0	1	0	1	0	6	
20	Nediga Dipp	0-0	0-0	0-0	0	0	0	0	0	0	0	0	0	2	
Team						0	0	0	1						
Totals			17-53	9-25	6-8	13	28	41	23	49	11	22	1	200	
FG % 1st Half:		8-24	33.3%	2nd half:	9-29	31.0%	Game:	17-53	32.1%						
3FG % 1st Half:		5-13	38.5%	2nd half:	4-13	30.8%	Game:	9-26	34.6%						Rebounds
FT % 1st Half:		1-1	33.3%	2nd half:	5-10	50.0%	Game:	6-17	35.3%						1

Arkansas State 65 - 1-0-0 Sun Belt

#	Player	Total	3-Pt	Rebounds	FG-FGA	FT-FTA	Off	Def	TP	PF	A	TO	Bk	Sll	Min
03	Brevard, Malik	1	2-3	0-0	0-2	1	3	4	2	4	1	3	0	1	21
04	Matthews, J.J.	1	4-8	0-0	2-4	3	7	10	2	8	4	5	0	0	25
09	Fields, Caleb	6	1-3	0-2	1-4	1	1	1	0	2	10	2	0	0	17
12	Kus, Canberk	9	8-13	1-3	0-0	1	6	7	4	17	4	1	1	4	27
23	Eaton, Marquis	1	0-1	1-1	2-3	0	4	4	3	1	3	4	0	3	31
01	Johnson, Jerry	0-3	0-0	0-0	0	0	0	0	0	0	2	0	0	0	9
02	Wilson, Kobe	2-9	1-5	0-0	0	2	2	0	5	2	1	0	0	0	23
05	Wills, Christian	4-8	2-5	0-1	3	1	4	2	10	3	1	0	0	0	29
16	Farrington, Malcolm	0-1	0-0	0-0	0	0	1	1	2	0	0	0	0	0	3
32	Jackson, Antwon	2-2	0-0	1-3	2	2	0	1	5	2	0	1	0	1	15
	Totals	27-58	5-19	6-17	10	24	34	15	65	20	12	2	9	200	
	FG % 1st Half:	12-27	44.4%	2nd half:	15-31	48.4%	Game:	27-58	46.4%						Rebounds
	3FG % 1st Half:	2-8	25.0%	2nd half:	2-8	25.0%	Game:	4-16	25.0%						Double
	FT % 1st Half:	1-9	11.1%	2nd half:	5-16	31.3%	Game:	6-17	35.3%						4

Officials: Chris Chumley, John Dillon, Byron Janett  
Technical fouls: Ark-Monticello None, Arkansas State-None  
Attendance: 1397

Score by periods	1st	2nd	Total
Ark-Monticello	22	27	49
Arkansas State	28	37	65

## Game 2

Arkansas State 43 - 1-1

#	Player	Total	3-Pt	Rebounds	FG	FT	Off	Def	TP	PF	TP	A	TO	Bk	Sll	Min
03	Brevard, Malik	1	1-1	0-0	0-1	0	4	4	5	2	0	5	2	0	23	
04	Matthews, J.J.	1	4-8	0-0	2-3	0	2	2	4	10	0	1	0	1	21	
05	Wills, Christian	1	1-2	0-0	0-0	0	1	1	3	3	1	0	1	1	21	
12	Kus, Canberk	9	4-12	1-4	1-2	0	2	2	10	2	3	0	4	1	31	
23	Eaton, Marquis	9	1-7	1-4	1-2	0	6	6	1	4	5	4	0	1	33	
01	Johnson, Jerry	2	0-9	1-5	0-0	1	1	3	5	3	0	0	0	0	24	
02	Wilson, Kobe	0	0-2	0-0	0-0	0	2	2	1	8	1	2	0	1	24	
32	Jackson, Antwon	0	0-1	0-0	1-2	1	2	0	1	0	3	0	3	0	23	
Team					0	0	0	0	0							
Totals		15-46	6-19	7-12	6	22	28	19	43	12	23	2	11	200		
FG % 1st Half:	7-20	35.0%	2nd half:	8-26	30.8%	Game:	15-46	32.6%	Double							
3FG % 1st Half:	4-10	40.0%	2nd half:	2-9	22.2%	Game:	6-19	31.6%	Rebounds							
FT % 1st Half:	1-3	33.3%	2nd half:	6-9	66.7%	Game:	7-12	58.3%	1							

016 Miss 1st 1/2

Ark-Miss 71 - 1-0

#	Player	Total	3-Pt		Rebounds		FG	FT	PF	TP	A	TO	Bk	Sll	Min	
			F	A	F	A	%	%								
03	Sy, Khadim	1	3-6	0-0	2-2	2	2	4	3	8	1	1	0	1	20	
05	Buffett, K.J.	1	5-6	1-1	5-8	2	7	9	3	16	1	2	2	3	23	
04	Shuler, Devontae	1	7-11	3-7	3-4	1	3	1	20	1	4	0	2	28		
02	Tyree, Breelan	9	2-9	1-7	1-2	0	2	2	6	4	2	0	3	25		
15	Rodriguez, Luis	1	0-3	0-2	0-0	2	5	7	3	4	1	0	0	28		
01	Crowley, Austin	2-4	2-4	0-0	1	1	5	6	1	1	0	1	0	10		
10	Curry, Carlos	2-4	0-0	0-0	1	2	3	1	4	0	0	0	0	9		
11	Miller, Franco	1-3	1-2	1-2	0	1	1	1	0	4	1	0	1	12		
13	Williams, Bryce	0-1	0-0	0-0	1	1	2	2	2	0	0	0	0	14		
14	Collins, Antwan	0-2	0-1	0-0	0	0	0	2	0	0	0	0	0	17		
04	Hunter, Sammy	0-1	0-0	0-0	0	0	1	1	0	0	0	0	0	12		
33	McBride, John	0-0	0-0	0-0	0	0	0	0	0	0	0	0	0	3		
01	McKay, Connor	0-0	0-0	0-0	0	0	0	0	0	0	0	0	0	1		
	Team					0	0	0	0							
Totals			25-56	8-26	13-20	11	29	40	20	71	16	35	3	14	200	
FG % 1st Half:		15-34	44.1%	2nd half:	10-22	45.5%	Game:	25-56	44.6%	Double						
3FG % 1st Half:		5-17	29.4%	2nd half:	3-9	33.3%	Game:	8-26	30.8%	Rebounds						
FT % 1st Half:		4-8	50.0%	2nd half:	4-8	50.0%	Game:	8-20	40.0%	1						

Officials: Pat Adams, Vladimir Vuyat, Tait, Nathan Berns  
Technical fouls: Arkansas State-Matthews, J.J.; Wills, Christian, Ole  
Miss-Buffett, K.J.  
Attendance: 8009

Score by periods	1st	2nd	Total
Ark-Miss	19	24	43
Arkansas State	39	32	71

## Game 3

VMI 56 - 0-4-0 SoCon

#	Player	Total	3-Pt	Rebounds	FG-FGA	FT-FTA	Off	Def	TP	PF	TP	A	TO	Bk	Sll	Min
34	Jake Stephens	6	1-4	1-2	1-2	2	4	6	1	4	3	1	0	0	19	
02	Garrett Gillespie	9	3-6	1-3	0-2	2	5	7	3	7	1	0	0	1	34	
05	Kameron Curfman	9	4-10	2-6	0-0	2	2	2	1	10	1	0	3	0	30	
15	Myles Lewis	9	2-4	0-0	7-10	0	3	3	1	11	1	2	0	0	23	
08	Louis Tang	2-3	1-2	0-0	1	1	2	3	6	0	1	0	1	0	13	
03	Travis Ewe	4-11	2-7	0-0	0	1	1	3	10	3	1	0	3	0	30	
24	Will Miller	1-2	0-0	0-0	0	0	2	2	0	3	0	1	0	1	8	
25	Tyler Creamer	0-0	0-0	1-3	1	0	1	1	1	1	0	0	0	0	13	
Totals		29-48	7-24	11-21	7	18	25	16	56	10	13	0	8	200		
FG % 1st Half:		11-24	45.8%	2nd half:	8-24	33.3%	Game:		19-48	39.6%					Double	
3FG % 1st Half:		3-9	33.3%	2nd half:	2-15	13.3%	Game:		5-24	20.8%					Rebounds	
FT % 1st Half:		2-6	33.3%	2nd half:	9-15	60.0%	Game:		11-21	52.4%					4	

Arkansas State 71 - 2-1-0 Sun Belt

#	Player	FG-FGA	3-PtR	Rebounds	FT-FTA	Off	Def	TP	PF	A	TO	Bk	Sll	Min
03	Brevard, Malik	1-6	0-0	1-1	2	8	10	5	17	1	3	1	28	
04	Matthews, J.J.	1-3	0-0	1-2	1	1	2	3	5	3	0	0	18	
05	Wills, Christian	9-9	0-0	2-3	0	2	2	2	8	3	2	0	32	
12	Kus, Canberk	8-11	3-3	0-0	1	8	9	1	18	5	3	0	33	
23	Eaton, Marquis	3-9	2-4	0-0	0	1	3	8	4	2	0	2	29	
08	Fields, Caleb	2-5	0-1	4-6	0	4	0	8	3	1	0	2	30	
01	Johnson, Jerry	2-4	1-3	0-0	0	3	3	0	5	1	2	0	20	
02	Wilson, Kobe	0-0	0-0	0-0	0	0	0	0	0	0	0	0	2	
32	Jackson, Antwon	1-3	0-0	0-0	1	1	2	1	2	1	0	1	10	
Totals		29-50	3-9	10-14	5	29	35	15	71	21	13	2	600	
FG % 1st Half: 18-26		69.2%	2nd half: 11-24	45.8%	Game: 29-50		58.0%	Double						
3FG % 1st Half: 2-5		40.0%	2nd half: 1-4	25.0%	Game: 3-9		33.3%	Rebounds						
FT % 1st Half: 2-3		66.7%	2nd half: 8-11	72.7%	Game: 10-14		71.4%	2						
Officials: Rod Rourke, Bill Jackson, Don Daily														

Officials: Rob Norke, Bill Jacobson, Don Daily  
Technical fouls: Arkansas State-None, Arkansas State-None  
Attendance: 1104

Score by periods	1st	2nd	Total
Ark-Miss	20	27	47
Arkansas State	40	31	71

## Game 4

UC Davis 67 - 2-2-0 Big West

#	Player	FG-FGA	3-PtR	Rebounds	FT-FTA	Off	Def	TP	PF	A	TO	Bk	Sll	Min
13	Matt Neufeld	6-6	0-0	2-2	3	2	5	4	14	0	2	0	0	23
05	Ezra Manjon	8-8	0-1	2-3	0	4	4	2	8	4	5	0	1	31
11	Caleb Fuller	9-9	4-5	1-1					10	2	3	0	0	31
20	Alex Moncey	5-5	4-11	5-5	5-5	5	3	21	3	3	3	0	0	24
06	Elijan Pepper	2-2	0-3	0-0					10	3	3	0	2	24
02	Stefan Goggin	1-5	1-4	1-2	1-1	4	0	2	10	1	1	1	0	25
10	Kennedy Koehner	3-4	0-0	0	1	1	2	2	6	0	0	0	0	17
04	Hopkins Roper	0-0	0-0	0-0	0	0	0	0	0	0	0	0	0	0
24	Ade Adebayo	0-1	0-0	0-0	0	1	1	2	0	0	0	0	0	8
03	Ovierr Gehrike	0-0	0-0	0-0	0	1	1	0	0	0	0	0	0	0
Totals		25-49	6-20	11-14	6	18	24	18	67	13	23	0	5	200
FG % 1st half: 11-21		52.4%	2nd half: 14-28		50.0%	Games: 25-49		51.0%	Duels					
3FG % 1st half: 2-9		22.2%	2nd half: 4-11		36.4%	Games: 6-20		30.0%	Rebounds					
FT % 1st half: 7-9		77.8%	2nd half: 7-11		63.6%	Games: 5-5		100%	Points					

# ARKANSAS STATE BASKETBALL

## Game 10

### Arkansas State 53 - 7-3

#	Player	Total	3-Pr	Rebounds	FG-FGA	FT-FTA	Off	Def	PF	TP	A	TO	Bk	Sll	Min
03	Brevard, Malik	1	0-3	0-1	0-0	1	4	5	1	0	2	0	0	0	17
04	Mathews, J.J.	1	6-9	0-0	3-4	2	0	2	5	15	0	5	1	0	24
06	Fields, Caleb	9	0-1	0-0	2-2	0	3	2	0	1	1	0	0	0	28
08	Wills, Christian	9	2-4	0-0	0-0	1	1	1	4	1	0	0	0	0	25
12	Kus, Canberk	9	7-11	2-4	0-0	1	1	2	3	6	0	1	0	0	32
01	Johnson, Jerry	9	3-11	1-3	0-0	0	2	2	1	13	1	1	0	0	27
23	Eaton, Marquis	9	0-2	0-0	0-0	0	3	3	3	1	1	0	0	0	29
32	Jackson, Antwon	9	0-3	0-0	0-0	2	0	2	2	0	0	0	0	0	18
Team															
Totals		18-48	3-11	14-16	8	13	21	18	53	4	16	1	6	200	

FG % 1st Half: 6.22 27.3% 2nd half: 12.06 45.2% Game: 18-48 37.5%  
 3FG % 1st Half: 0.0 0.0% 2nd half: 3.0 50.0% Game: 6-17 37.5%  
 FT % 1st Half: 4.4 100.0% 2nd half: 10-12 83.3% Game: 14-16 87.5%  
 Points: 34 12 4 16 1.1  
 In Off 2nd Fast  
 Paint TO Chance Break Bench  
 ASU 30 23 7 8 4

### Missouri State 75 - 6-5

#	Player	Total	3-Pr	Rebounds	FG-FGA	FT-FTA	Off	Def	PF	TP	A	TO	Bk	Sll	Min
15	Lamont West	1	5-8	1-4	2-2	1	2	3	1	0	2	0	0	1	25
30	Tullo Da Silva	1	3-5	0-0	3-4	3	2	5	3	9	1	2	2	1	32
00	Tyrin Doud	9	4-6	2-3	2-3	0	5	5	3	12	2	2	0	1	26
01	Keandre Cook	9	5-11	1-4	6-6	0	3	3	3	17	3	1	0	0	37
04	JaMonta Black	9	0-0	0-0	0-0	0	0	0	0	0	0	0	0	0	9
09	Spencer Brown	9	0-0	0-0	0-0	0	0	0	0	0	0	0	0	0	1
11	Isiah Mosley	9	2-2	1-1	3-4	0	1	1	0	8	1	1	2	1	12
14	Ross Owens	9	1-1	1-1	0-0	0	0	0	1	3	0	0	0	0	1
24	Ford Cooper, Jr.	9	0-1	0-1	0-0	0	0	0	3	0	3	0	0	1	13
30	Danien Scott	9	0-0	0-0	0-0	0	0	0	0	0	0	0	0	0	1
32	Josh Hall	9	2-2	0-0	2-2	1	1	1	2	1	1	0	1	0	20
34	Gaige Prim	9	5-10	0-0	1-2	2	2	4	3	11	0	2	0	1	23
Team															
Totals		25-44	6-14	19-23	6	22	20	16	75	11	14	4	6	200	

FG % 1st Half: 19.22 54.3% 2nd half: 19.22 54.3% Game: 19-22 54.3%  
 3FG % 1st Half: 2.9 22.2% 2nd half: 4.5 80.0% Game: 6-14 42.9%  
 FT % 1st Half: 8.0 80.0% 2nd half: 11-13 84.6% Game: 19-23 82.6%  
 Points: 34 12 4 16 3.1  
 In Off 2nd Fast  
 Paint TO Chance Break Bench  
 ASU 30 23 7 8 4

Officials: Tom Eades, Rick Crawford, John Hendricks  
 Technical fouls: Arkansas State-Mathews, J.J., Missouri State-Lamont West.  
 Attendance: 3891  
 Missouri ASU fouled out at 2:57 of 2nd half.

Score by periods	1st	2nd	Total
Arkansas State	16	57	73
Missouri State	34	41	75

Last FG - ASU 2nd 01:59, MSU 2nd 00:32  
 Largest lead - ASU by 16 1st 00:20, MSU by 25 2nd 00:32  
 ASU led for 1:01, MSU led for 36:27. Game was tied for 0:22.  
 Score tied - 1 time.  
 Lead changed - 1 time.

## Game 11

### Louisiana 67 - 5-6 (0-1 SBC)

#	Player	Total	3-Pr	Rebounds	FG-FGA	FT-FTA	Off	Def	PF	TP	A	TO	Bk	Sll	Min
01	Jalen Johnson	1	3-9	1-4	3-3	1	5	6	4	10	0	0	0	1	26
11	Trus Smith	1	5-6	0-0	5-5	5	3	8	5	15	0	3	1	0	18
06	Fields, Caleb	9	6-16	0-0	3-4	0	3	4	1	16	3	3	0	2	25
08	Trejan Wesley	9	1-3	0-0	0-1	0	1	1	3	2	4	2	0	0	26
13	Myik Wilson	9	2-6	1-1	7-10	2	2	4	12	2	2	0	0	1	36
15	P.J. Hardy	9	0-3	0-2	1-2	0	2	2	2	1	0	0	0	0	15
22	Calvin Temple	9	1-3	0-0	0-1	0	2	2	4	3	0	0	0	0	17
23	Chris Sprenkle	9	0-0	0-0	0-1	0	1	0	0	0	0	0	0	0	5
34	Dou Curry	9	3-10	0-1	2-4	4	3	7	4	8	0	2	0	2	20
36	Kristian Lafayette	9	0-0	0-0	0-0	0	1	1	0	0	0	0	0	0	6
Team															
Totals		21-56	4-16	21-30	13	23	36	30	67	6	14	2	6	200	

FG % 1st Half: 11-30 36.7% 2nd half: 10-26 38.5% Game: 21-56 37.5%  
 3FG % 1st Half: 2.8 25.0% 2nd half: 2.8 25.0% Game: 4-16 25.0%  
 FT % 1st Half: 11-14 78.6% 2nd half: 10-16 62.5% Game: 21-30 70.0%  
 Points: 21 16 12 18 2  
 In Off 2nd Fast  
 Paint TO Chance Break Bench  
 ASU 30 23 7 8 4

### Arkansas State 79 - 8-3 (1-0 SBC)

#	Player	Total	3-Pr	Rebounds	FG-FGA	FT-FTA	Off	Def	PF	TP	A	TO	Bk	Sll	Min
04	Mathews, J.J.	1	4-4	0-0	0-0	1	2	3	5	8	1	2	0	0	13
01	Johnson, Jerry	1	2-6	1-4	6-8	0	1	13	11	3	1	0	0	0	28
01	Wills, Christian	9	2-3	0-0	1-2	1	4	5	1	1	0	1	0	0	22
12	Kus, Canberk	9	1-4	0-1	4-4	1	6	7	4	6	1	3	4	1	25
23	Eaton, Marquis	9	7-15	1-4	9-14	2	7	9	23	24	4	2	0	1	37
22	Fields, Caleb	9	4-8	2-4	8-14	1	3	4	18	4	2	2	0	0	31
03	Wilson, Kobe	9	0-3	0-1	0-0	0	1	1	0	0	0	0	0	0	4
03	Brevard, Malik	9	2-2	0-0	0-0	1	2	3	4	1	1	0	0	0	11
11	Eggleston, Melo	9	1-1	0-0	1-1	0	1	1	1	0	0	0	0	0	4
32	Jackson, Antwon	9	2-2	0-0	0-0	2	6	8	4	4	1	2	1	0	25
Team															
Totals		24-48	4-14	27-41	8	29	37	28	79	16	13	5	6	200	

FG % 1st Half: 11-22 50.0% 2nd half: 13-26 50.0% Game: 24-48 50.0%  
 3FG % 1st Half: 2.5 40.0% 2nd half: 2.9 22.2% Game: 4-14 28.6%  
 FT % 1st Half: 13-19 68.4% 2nd half: 14-22 63.6% Game: 27-41 65.9%  
 Points: 24 16 12 18 7  
 In Off 2nd Fast  
 Paint TO Chance Break Bench  
 ASU 30 23 7 8 4

Officials: Rob Runk, Gerald Williams, K.B. Burdett Jr.  
 Technical fouls: Louisiana-Jalen Johnson, Dou Curry, Trajan Wesley, Cedric Russell 2, P.J. Hardy, Trejan Wesley, Malik Eggleston, Melo Jackson, Antwon.  
 Attendance: 1177

Score by periods	1st	2nd	Total
Louisiana	35	32	67
Arkansas State	37	42	79

Last FG - LA 2nd 01:55, ASU 2nd 00:34  
 Largest lead - LA by 3 1st 19:47, ASU by 12 2nd 00:34  
 ASU led for 0:14, ASU led for 34:38. Game was tied for 0:08.

## Game 12

### Arkansas State 62 - 9-4 (2-0 SBC)

#	Player	Total	3-Pr	Rebounds	FG-FGA	FT-FTA	Off	Def	PF	TP	A	TO	Bk	Sll	Min
03	Brevard, Malik	1	1-2	0-1	0-0	0	1	1	4	2	0	0	0	0	11
04	Mathews, J.J.	1	3-3	0-0	3-5	2	4	6	2	0	2	2	0	0	27
06	Fields, Caleb	9	0-2	0-0	1-1	0	1	0	0	3	1	0	1	0	16
12	Kus, Canberk	9	5-11	1-2	2-2	2	2	4	2	13	2	0	0	0	32
23	Eaton, Marquis	9	2-9	0-2	0-0	0	3	3	4	4	1	2	0	0	33
06	Fields, Caleb	9	2-5	0-1	3-4	0	3	3	2	7	3	2	1	0	28
01	Johnson, Jerry	9	5-11	3-6	0-0	0	3	3	0	15	1	0	0	0	23
11	Eggleston, Melo	9	5-8	0-1	4-4	5	3	8	5	14	1	3	0	1	19
32	Jackson, Antwon	9	0-1	0-0	0-0	0	0	0	0	0	0	0	0	0	11
Team															
Totals		23-52	4-13	12-15	10	29	29	19	62	10	11	3	8	200	

FG % 1st Half: 9-23 39.1% 2nd half: 14-29 48.3% Game: 23-52 44.2%  
 3FG % 1st Half: 1-5 20.0% 2nd half: 3-8 37.5% Game: 4-13 30.8%  
 FT % 1st Half: 4-4 100.0% 2nd half: 8-11 72.7% Game: 12-15 80.0%  
 Points: 23 16 12 18 6  
 In Off 2nd Fast  
 Paint TO Chance Break Bench  
 ASU 30 23 7 8 4

### La-Monroe 59 - 4-6 (0-2 SBC)

#	Player	Total	3-Pr	Rebounds	FG-FGA	FT-FTA	Off	Def	PF	TP	A	TO	Bk	Sll	Min
01	Tyrese White	1	4-10	1-4	5-6	1	2	3	4	14	2	1	2	0	33
22	D'Andre Bernard	1	1-4	0-1	1-2	1	2	3	1	3	0	2	1	0	21
02	Michael Ertel	9	4-12	0-2	5-5	0	5	5	0	13	3	0	0	0	37
02	JD Williams	9	4-5	0-0	4-4	4	2	8	4	6	0	4	0	0	37
13	Jalen Goddard	9	4-6	0-0	2-3	1	5	6	2	10	2	0	0	1	36
00	Chris Ettefou	9	2-2	0-0	1-1	0	1	0	4	0	2	0	0	0	5
01	Erie Okoro	9	0-0	0-0	0-0	0	0	0	0	0	0	0	0	0	4
10	Langston Powell	9	0-0	0-0	0-0	0	1	0	0	0	0	0	0	0	6
23	Younis White	9	3-3	0-0	1-3	1	3	4	7	0	1	0	0	0	21
Team															
Totals		21-45	2-10	15-21	5	23	26	14	59	12	15	4	5	200	

FG % 1st Half: 12-22 54.5% 2nd half: 3-23 39.1% Game: 21-45 46.7%  
 3FG % 1st Half: 1-5 20.0% 2nd half: 1-6 16.7% Game: 2-10 20.0%  
 FT % 1st Half: 1-1 100.0% 2nd half: 11-15 73.3% Game: 12-21 57.1%  
 Points: 21 16 12 18 5  
 In Off 2nd Fast  
 Paint TO Chance Break Bench  
 ASU 30 23 7 8 4

Officials: Sidney Cohen, John Dillon, Steve Dwyer  
 Technical fouls: Arkansas State-None, La-Monroe-None.  
 Attendance: 2021

Score by periods	1st	2nd	Total
Arkansas State	23	36	59
La-Monroe	29	30	59

Last FG - ASU 2nd 01:03, ULM 2nd 00:43  
 Largest lead - ASU by 8 1st 03:55, ULM by 8 1st 03:55  
 ASU led for 10:12, ULM led for 24:47. Game was tied for 0:01.  
 Score tied - 6 times.  
 Lead changed - 6 times.

## Game 13

### Free-Hardeman 73 - 7-3

#	Player	Total	FG-FGA	FG-FGA	FT-FTA	O	D	Reb	PF	TP	A	TO	Bk	Sll	Min
00	Kortland Martin	1	3-7	3-6	0-0	1	2	3	4	9	5	7	0	0	30
03	Hunter Skunkoff	1	0-5	0-1	1-2	1	1	2	2	1	1	2	0	1	24
13	Bryan Bates	1	5-13	3-7	2-4	1	1	2	2	1	1	2	0	1	24
21	John Musselwhite	1	2-4	1-3	0-0	0	3	3	4	5	3	1	0	0	26
44	Yurky Land	1	7-14	0-0	2-3	2	6	8	4	16	3	1	2	0	32
50	Anthony Thrasher	1	0-0	0-0	0-0	0	0	0	0	0	0	0	0	0	0
51	Brian Brown	1	0-0	0-0	0-0	0	0	0	0	0	0	0	0	0	0
14	Silas Clark	1	0-0	0-0	0-0	0	0	0	0	0	0	0	0	0	0
20	Floyd Williams	1	0-0	0-0	0-0	0	0	0	0	0	0	0	0	0	0
22	Konstantin Dosenko	1	6-11	4-7	2-2	1	3	4	12	18	2	0	2	0	44
36	Anthony Yarbrough	1	3-6	1-1	2-2	1	3	4	1	9	0	1	0	1	19
39	Logan Bonds	0	0-0	0-0	0-0	0	0	0	0	0	0	0	0	0	0

# ARKANSAS STATE BASKETBALL

## Game 19

### Arkansas State 80 • 12-7, 4-4 SBC

#	Player	Total	FG-FGA	3-Pr	FT-FTA	Rebounds	Off	Def	Tot	PF	TP	A	T.O.	Bk	Sr	Min
04	Matthews, J.J.	1	0-1	0-0	0-0	1	2	3	5	0	1	0	0	0	0	10
00	Fields, Caleb	0	4-10	1-4	2-5	0	2	2	11	3	1	0	0	0	0	40
11	Eggleston, Melo	9	7-15	2-5	1-4	0	7	2	17	2	0	0	0	0	0	34
12	Kus, Canberk	0	4-10	0-3	0-0	1	5	6	3	8	1	3	1	0	0	30
23	Eaton, Marquis	9	4-14	0-3	5-8	2	6	8	13	3	2	0	0	0	0	41
01	Johnson, Jerry	0	3-6	3-6	4-5	0	2	2	1	13	0	0	0	0	0	16
03	Brevard, Malik	0	3-6	0-0	3-6	8	5	13	4	9	1	0	0	0	0	26
05	Willis, Christian	0	2-3	2-3	0-0	0	1	1	4	6	1	1	0	0	0	17
32	Jackson, Antwon	0	1-1	0-0	1-2	2	0	2	1	3	2	0	0	0	0	11
	Team					1	1	2								
	Totals		28-66	6-24	16-30	15	31	46	26	80	14	7	2	3	225	
	FG % 1st Half:	14-29	48.3%	2nd Half:	11-29	37.9%	OT:	3-8	37.5%	Game:	28-66	42.4%	Deadball			
	3FG % 1st Half:	5-13	38.5%	2nd Half:	3-8	37.5%	OT:	0-3	0.0%	Game:	8-24	33.3%	Rebounds			
	FT % 1st Half:	5-9	55.6%	2nd Half:	9-17	52.9%	OT:	2-4	50.0%	Game:	16-30	53.3%	5			

### Appalachian St. 83 • 10-9, 4-4 SBC

#	Player	Total	FG-FGA	3-Pr	FT-FTA	Rebounds	Off	Def	Tot	PF	TP	A	T.O.	Bk	Sr	Min
00	Isaac Johnson	1	1-2	1-2	0-0	0	2	2	1	3	1	0	0	0	0	31
00	Hunter Seacat	1	4-4	0-0	3-5	3	4	7	3	11	1	0	0	0	0	27
01	Justin Forrest	0	6-17	3-10	5-6	0	2	3	20	3	2	0	0	0	0	34
04	O'Shown Williams	9	4-13	1-6	6-7	1	9	10	0	14	3	0	0	0	0	43
00	Adrian Delph	9	4-14	1-6	6-6	1	4	5	15	1	1	2	0	0	0	33
02	Kendall Lewis	1	1-3	0-0	4-6	0	2	2	6	1	1	0	0	0	0	20
19	Michael Ebby	0	0-0	0-0	0-0	0	1	1	3	0	1	0	0	0	0	9
11	Donovan Gregory	1	1-2	0-0	0-0	0	2	2	0	2	0	0	0	0	0	9
21	Jane Lewis Jr.	3	3-3	0-0	6-6	2	3	5	12	0	0	0	0	0	0	19
	Team					0	2	2		1						
	Totals		24-58	6-24	29-36	7	31	38	21	83	11	5	2	2	225	
	FG % 1st Half:	11-25	44.0%	2nd Half:	11-28	39.3%	OT:	2-5	40.0%	Game:	24-58	41.4%	Deadball			
	3FG % 1st Half:	3-8	37.5%	2nd Half:	3-14	21.4%	OT:	0-1	0.0%	Game:	6-24	25.0%	Rebounds			
	FT % 1st Half:	14-16	87.5%	2nd Half:	8-12	66.7%	OT:	7-8	87.5%	Game:	29-36	80.6%	3			

Officials: Hunter Allen, Jason Baker, Todd Austin  
Technical fouls: Arkansas State-Matthews, J.J., Appalachian St.-Kendall Lewis  
Attendance: 1566

Score by periods	1st	2nd	OT	Total
Arkansas State	38	34	9	80
Appalachian St.	39	33	11	83

Last FG - ASU 01:00:48, APP 01:00:35  
Largest lead - ASU by 5 1st 17:58, APP by 11 1st 08:57  
ASU led for 12:38, APP led for 26:55, Game - was led for 55:57.

	In	Out	2nd	Fast
Points	36	24	9	31
ASU	36	24	9	31
APP	34	12	9	31

Score led - 10 times  
Lead changed - 11 times

## Game 20

### Arkansas State 80 • 13-7, 5-4 SBC

#	Player	Total	FG-FGA	3-Pr	FT-FTA	Rebounds	Off	Def	Tot	PF	TP	A	T.O.	Bk	Sr	Min
04	Matthews, J.J.	1	0-6	0-0	3-5	4	2	6	3	3	0	1	1	0	0	19
00	Fields, Caleb	1	0-4	0-1	3-4	0	1	1	1	3	1	3	0	0	0	29
11	Eggleston, Melo	9	3-9	1-3	6-10	3	5	8	2	13	2	3	1	1	0	24
12	Kus, Canberk	9	2-7	0-4	0-0	4	3	7	2	4	2	2	1	1	0	25
23	Eaton, Marquis	9	5-11	3-7	7-8	1	1	2	0	20	4	3	1	1	0	32
01	Johnson, Jerry	0	5-7	3-5	4-4	0	4	4	1	17	0	0	0	0	0	26
03	Brevard, Malik	1	1-1	0-0	0-0	1	1	2	5	2	0	0	0	0	0	9
05	Willis, Christian	0	5-7	3-4	0-0	1	1	2	3	13	0	1	0	0	0	19
15	Scoggins, Jake	0	0-0	0-0	0-0	0	1	0	0	0	0	0	0	0	0	4
32	Jackson, Antwon	0	0-0	0-0	5-8	0	2	2	3	5	0	2	0	0	0	13
	Team					1	2	3								
	Totals		21-52	10-24	29-39	15	22	37	21	80	9	15	4	4	200	
	FG % 1st Half:	9-24	37.5%	2nd Half:	12-28	42.9%	Game:	21-52	40.4%	Deadball						
	3FG % 1st Half:	5-12	41.7%	2nd Half:	5-12	41.7%	Game:	10-24	41.7%	Rebounds						
	FT % 1st Half:	15-22	68.2%	2nd Half:	13-17	76.5%	Game:	29-39	71.8%	5						

### Coastal Carolina 75 • 11-9, 4-5 SBC

#	Player	Total	FG-FGA	3-Pr	FT-FTA	Rebounds	Off	Def	Tot	PF	TP	A	T.O.	Bk	Sr	Min
00	Isaac Hippolyte	1	0-2	0-2	0-0	0	1	1	4	0	0	1	0	0	0	10
30	Tommy Burton	1	5-10	0-1	6-6	7	8	13	3	16	2	1	2	4	0	34
02	Garnick Green	9	1-5	1-4	1-4	0	5	5	4	2	1	0	0	0	0	25
03	DeVante Jones	9	4-10	0-3	0-0	1	6	7	3	8	5	6	0	1	0	37
04	Keishawn Brewster	9	10-19	8-15	4-4	0	1	1	4	32	1	2	0	0	0	31
09	Josh Peterson	0	0-1	0-0	0-0	0	1	1	3	0	2	0	0	0	0	17
10	Tyrell Gumbs-Frater	1	1-7	0-2	1	0	1	3	5	0	1	0	0	0	0	10
11	Tim Ceasner	2	2-2	0-0	1-2	4	1	5	3	5	1	3	0	1	0	20
12	Hosana Klenge	1	1-1	0-0	0-0	0	0	0	2	2	0	3	0	0	0	8
14	Malik LeGania	1	2-2	0-0	1-1	1	1	2	3	0	0	0	0	0	0	8
20	Almond Harvey	0	0-0	0-0	0-0	0	0	0	1	0	0	0	0	0	0	0+
	Team					1	0	1		2						
	Totals		25-59	10-31	15-21	15	22	37	29	75	13	20	2	9	200	
	FG % 1st Half:	11-30	36.7%	2nd Half:	14-29	48.3%	Game:	25-59	42.4%	Deadball						
	3FG % 1st Half:	4-17	23.5%	2nd Half:	6-14	42.9%	Game:	10-31	32.3%	Rebounds						
	FT % 1st Half:	14-19	73.7%	2nd Half:	1-2	50.0%	Game:	15-21	71.4%	Attendance:						

Officials: Norm Kodak, Derek Schulte, Christopher Merlo  
Technical fouls: Arkansas State-None, Coastal Carolina-Keishawn Brewster  
Attendance: 1919

Score by periods	1st	2nd	Total
Arkansas State	38	42	80
Coastal Carolina	40	35	75

Last FG - ASU 2nd 02:18, CCU 2nd 02:05  
Largest lead - ASU by 9 2nd 05:28, CCU by 12 2nd 11:15  
ASU led for 11:54, CCU led for 25:12, Game - was led for 02:54.

	In	Out	2nd	Fast
Points	16	21	13	37
ASU	16	21	13	37
CCU	28	23	19	30

Score led - 4 times  
Lead changed - 7 times

## Game 21

### South Alabama 71 • 12-9, 5-5 SBC

#	Player	Total	FG-FGA	3-Pr	FT-FTA	Rebounds	Off	Def	Tot	PF	TP	A	T.O.	Bk	Sr	Min
33	Josh Aiyayi	1	7-14	0-0	9-13	6	3	9	3	23	1	1	0	0	0	39
02	Thae Mitchell	1	3-5	0-1	0-1	1	3	4	2	6	0	0	0	0	0	27
01	Heath McCaie	9	4-5	1-2	6-10	0	4	4	3	15	2	1	0	0	0	38
21	Chad Lott	9	3-5	0-0	5-8	0	1	1	3	11	1	3	1	0	0	32
50	John Pettway	9	1-5	0-0	3-4	0	5	5	3	5	1	2	0	0	0	32
03	Kevin Morris	0	0-0	0-0	0-0	0	0	0	1	0	0	0	0	0	0	1
22	Andre Fox	0	4-10	2-5	1-2	0	3	3	3	11	0	1	0	0	0	31
	Team					1	1	2								
	Totals		22-44	3-8	24-38	8	20	28	18	71	5	9	2	8	200	
	FG % 1st Half:	9-22	40.9%	2nd Half:	13-22	59.1%	Game:	22-44	50.0%	Deadball						
	3FG % 1st Half:	0-4	0.0%	2nd Half:	3-4	75.0%	Game:	3-8	37.5%	Rebounds						
	FT % 1st Half:	9-14	64.3%	2nd Half:	15-24	62.5%	Game:	24-38	63.2%	4						

### Arkansas State 75 • 14-7, 6-4 SBC

#	Player	Total	FG-F	3-Pr	FT-FTA	Rebounds	Off	Def	Tot	PF	TP	A	T.O.	Bk	Sr	Min
03	Brevard, Malik	1	3-4	0-0	2-2	2	4	6	5	8	0	0	1	1	0	18
04	Matthews, J.J.	1	3-3	0-0	0-0	0	1	1	5	6	4	4	0	0	0	23
00	Fields, Caleb	9	0-2	0-2	3-4	0	0	0	1	3	1	4	0	0	0	30
11	Eggleston, Melo	9	1-5	0-2	1-2	0	9	9	3	3	1	1	2	0	0	33
23	Eaton, Marquis	9	4-6	4-6	7-7	0	4	4	4	19	4	3	0	0	0	27
01	Johnson, Jerry	0	2-9	2-9	4-7	0	0	0	2	10	5	1	0	0	0	21
05	Willis, Christian	6	6-9	3-4	2-2	1	2	3	1	17	6	0	0	0	0	27
12	Kus, Canberk	0	2-4	1-2	0-0	0	4	4	4	5	0	2	1	0	0	11
32	Jackson, Antwon	1	1-2	0-0	2-2	2	0	2	1	4	0	0	0	0	0	10
	Team					0	0	0								
	Totals		22-44	10-25	21-26	5	24	29	26	75	21	15	4	2	200	
	FG % 1st half:	10-21	47.6%	2nd half:	12-23	52.2%	Game:	22-44	50.0%							Deatlab
	3FG % 1st half:	5-11	45.5%	2nd half:	5-14	35.7%	Game:	10-25	40.0%							Deatlab
	FT % 1st half:	6-8	75.0%	2nd half:	15-19	78.9%	Game:	21-26	80.8%							Deatlab



# ARKANSAS STATE BASKETBALL

## Arkansas State Game Highs



2019-20 Arkansas State Men's Basketball  
Arkansas State Team High/Low Analysis (as of Jan 28, 2020)  
All games



### Arkansas State - TEAM GAME HIGHS

POINTS	90	GEORGIA STATE (01/06/20)
	84	FREED-HARDEMAN (12/28/19)
	82	IDAHO (11/17/19)
	80	at Coastal Carolina (01/18/20)
	80	at Appalachian State (01/16/20)
	80	at Colorado State (11/20/19)
	80	UC DAVIS (11/15/19)
FIELD GOALS MADE	31	FREED-HARDEMAN (12/28/19)
	31	IDAHO (11/17/19)
FIELD GOAL ATTEMPTS	66	at Appalachian State (01/16/20)
	66	FREED-HARDEMAN (12/28/19)
FIELD GOAL PERCENTAGE	.580 (29-50)	VMI (11/14/19)
	.525 (31-59)	IDAHO (11/17/19)
3 PT FIELD GOALS MADE	13	at Colorado State (11/20/19)
	10	SOUTH ALABAMA (01/23/20)
	10	at Coastal Carolina (01/18/20)
3 PT FG ATTEMPTS	25	SOUTH ALABAMA (01/23/20)
	24	at Coastal Carolina (01/18/20)
	24	at Appalachian State (01/16/20)
3 PT FG PERCENTAGE	.650 (13-20)	at Colorado State (11/20/19)
	.467 (7-15)	at Troy (01/25/20)
FREE THROWS MADE	34	GEORGIA STATE (01/06/20)
	30	TEXAS STATE (01/04/20)
FREE THROW ATTEMPTS	42	GEORGIA STATE (01/06/20)
	41	TEXAS STATE (01/04/20)
	41	LOUISIANA (12/18/19)
FREE THROW PERCENTAGE	.875 (14-16)	at Missouri State (12/11/19)
	.846 (22-26)	OMAHA (12/03/19)
REBOUNDS	46	at Appalachian State (01/16/20)
	41	FREED-HARDEMAN (12/28/19)
ASSISTS	22	IDAHO (11/17/19)
	21	SOUTH ALABAMA (01/23/20)
	21	VMI (11/14/19)
STEALS	19	TROY (01/11/20)
	12	UC DAVIS (11/15/19)
BLOCKED SHOTS	5	FREED-HARDEMAN (12/28/19)
	5	LOUISIANA (12/18/19)
	5	IDAHO (11/17/19)
TURNOVERS	23	at Ole Miss (11-8-19)
	20	SFA (11/30/19)
FOULS	29	at Troy (01/25/20)
	28	TEXAS STATE (01/04/20)
	28	LOUISIANA (12/18/19)

## Opponent Game Highs



2019-20 Arkansas State Men's Basketball  
Arkansas State High/Low Analysis (as of Jan 28, 2020)  
All games



### Opponent - GAME HIGHS

POINTS	87	GEORGIA STATE (01/06/20)
	83	at Appalachian State (01/16/20)
	78	at Colorado State (11/20/19)
	76	SFA (11/30/19)
	75	at Coastal Carolina (01/18/20)
	75	at South Alabama (01/09/20)
	75	at Missouri State (12/11/19)
FIELD GOALS MADE	32	GEORGIA STATE (01/06/20)
	31	UT ARLINGTON (01/02/20)
FIELD GOAL ATTEMPTS	62	GEORGIA STATE (01/06/20)
	60	FREED-HARDEMAN (12/28/19)
FIELD GOAL PERCENTAGE	.568 (25-44)	at Missouri State (12/11/19)
	.525 (31-59)	UT ARLINGTON (01/02/20)
3 PT FIELD GOALS MADE	12	FREED-HARDEMAN (12/28/19)
	10	at Coastal Carolina (01/18/20)
3 PT FG ATTEMPTS	31	at Coastal Carolina (01/18/20)
	30	TROY (01/11/20)
3 PT FG PERCENTAGE	.571 (4-7)	at South Alabama (01/09/20)
	.480 (12-25)	FREED-HARDEMAN (12/28/19)
FREE THROWS MADE	29	at Appalachian State (01/16/20)
	29	TEXAS STATE (01/04/20)
FREE THROW ATTEMPTS	38	SOUTH ALABAMA (01/23/20)
	36	at Appalachian State (01/16/20)
	36	TEXAS STATE (01/04/20)
FREE THROW PERCENTAGE	.826 (19-23)	at Missouri State (12/11/19)
	.824 (14-17)	GEORGIA STATE (01/06/20)
REBOUNDS	42	UT ARLINGTON (01/02/20)
	42	SFA (11/30/19)
ASSISTS	27	UT ARLINGTON (01/02/20)
	21	at Colorado State (11/20/19)
	21	IDAHO (11/17/19)
STEALS	14	at Ole Miss (11-8-19)
	12	at South Alabama (01/09/20)
BLOCKED SHOTS	6	at Colorado State (11/20/19)
	4	at Troy (01/25/20)
	4	at ULM (12/21/19)
	4	at Missouri State (12/11/19)
TURNOVERS	23	TROY (01/11/20)
	23	UC DAVIS (11/15/19)
FOULS	30	LOUISIANA (12/18/19)
	29	at Coastal Carolina (01/18/20)
	29	GEORGIA STATE (01/06/20)

## Arkansas State Game Lows



2019-20 Arkansas State Men's Basketball  
Arkansas State High/Low Analysis (as of Jan 28, 2020)  
All games



### Arkansas State - GAME LOWS

POINTS	43	at Ole Miss (11-8-19)
	52	UT ARLINGTON (01/02/20)
	53	at Missouri State (12/11/19)
	57	SFA (11/30/19)
	59	at South Alabama (01/09/20)
FIELD GOALS MADE	15	at Ole Miss (11-8-19)
	15	SFA (11/30/19)
FIELD GOAL ATTEMPTS	44	SOUTH ALABAMA (01/23/20)
	45	at Tulsa (12/07/19)
FIELD GOAL PERCENTAGE	.283 (15-53)	SFA (11/30/19)
	.286 (16-56)	UT ARLINGTON (01/02/20)
3 PT FIELD GOALS MADE	2	UT ARLINGTON (01/02/20)
	3	VMI (11/14/19)
	3	at Missouri State (12/11/19)
	3	TEXAS STATE (01/04/20)
3 PT FG ATTEMPTS	9	VMI (11/14/19)
	9	UT ARLINGTON (01/02/20)
3 PT FG PERCENTAGE	.222 (2-9)	UT ARLINGTON (01/02/20)
	.235 (4-17)	SFA (11/30/19)
FREE THROWS MADE	6	ARK.-MONTICELLO (11/06/19)
	7	at Ole Miss (11-8-19)
FREE THROW ATTEMPTS	12	at Ole Miss (11-8-19)
	13	at South Alabama (01/09/20)
FREE THROW PERCENTAGE	.353 (6-17)	ARK.-MONTICELLO (11/06/19)
	.533 (16-30)	at Appalachian State (01/16/20)
REBOUNDS	21	at Missouri State (12/11/19)
	22	at Tulsa (12/07/19)
ASSISTS	4	at Missouri State (12/11/19)
	9	SFA (11/30/19)
	9	at Coastal Carolina (01/18/20)
STEALS	2	SOUTH ALABAMA (01/23/20)
	3	at Appalachian State (01/16/20)
BLOCKED SHOTS	1	at Tulsa (12/07/19)
	1	at Missouri State (12/11/19)
	1	TROY (01/11/20)
TURNOVERS	7	IDAHO (11/17/19)
	7	UT ARLINGTON (01/02/20)
	7	at Appalachian State (01/16/20)
FOULS	13	UT ARLINGTON (01/02/20)
	15	ARK.-MONTICELLO (11/06/19)
	15	VMI (11/14/19)
	15	GEORGIA STATE (01/06/20)

## Opponent Game Lows



2019-20 Arkansas State Men's Basketball  
Arkansas State High/Low Analysis (as of Jan 28, 2020)  
All games



### Opponent - GAME LOWS

POINTS	49	ARK.-MONTICELLO (11/06/19)
	56	VMI (11/14/19)
	59	at ULM (12/21/19)
	62	at Troy (01/25/20)
	63	at Tulsa (12/07/19)
FIELD GOALS MADE	17	ARK.-MONTICELLO (11/06/19)
	17	at Troy (01/25/20)
FIELD GOAL ATTEMPTS	44	at Missouri State (12/11/19)
	44	SOUTH ALABAMA (01/23/20)
FIELD GOAL PERCENTAGE	.293 (17-58)	at Troy (01/25/20)
	.321 (17-53)	ARK.-MONTICELLO (11/06/19)
3 PT FIELD GOALS MADE	2	at ULM (12/21/19)
	3	TEXAS STATE (01/04/20)
	3	SOUTH ALABAMA (01/23/20)
3 PT FG ATTEMPTS	7	at South Alabama (01/09/20)
	8	TEXAS STATE (01/04/20)
	8	SOUTH ALABAMA (01/23/20)
3 PT FG PERCENTAGE	.200 (2-10)	at ULM (12/21/19)
	.250 (4-16)	IDAHO (11/17/19)
	.250 (4-16)	LOUISIANA (12/18/19)
	.250 (6-24)	at Appalachian State (01/16/20)
	.250 (6-24)	at Troy (01/25/20)
FREE THROWS MADE	4	UT ARLINGTON (01/02/20)
	6	ARK.-MONTICELLO (11/06/19)
FREE THROW ATTEMPTS	7	UT ARLINGTON (01/02/20)
	8	ARK.-MONTICELLO (11/06/19)
FREE THROW PERCENTAGE	.524 (11-21)	VMI (11/14/19)
	.571 (4-7)	UT ARLINGTON (01/02/20)
REBOUNDS	24	UC DAVIS (11/15/19)
	25	VMI (11/14/19)
ASSISTS	5	SOUTH ALABAMA (01/23/20)
	6	LOUISIANA (12/18/19)
STEALS	2	at Appalachian State (01/16/20)
	3	ARK.-MONTICELLO (11/06/19)
	3	UT ARLINGTON (01/02/20)
BLOCKED SHOTS	0	VMI (11/14/19)
	0	UC DAVIS (11/15/19)
	0	OMAHA (12/03/19)
	0	GEORGIA STATE (01/06/20)
TURNOVERS	5	at Appalachian State (01/16/20)
	8	IDAHO (11/17/19)
FOULS	14	at Tulsa (12/07/19)
	14	at ULM (12/21/19)



**2019-20 Arkansas State Men's Basketball**  
**Arkansas State Combined Team Statistics (as of Jan 25, 2020)**  
**All games**



<b>RECORD:</b>	<b>OVERALL</b>	<b>HOME</b>	<b>AWAY</b>	<b>NEUTRAL</b>
ALL GAMES	15-7	10-3	5-4	0-0
CONFERENCE	7-4	4-2	3-2	0-0
NON-CONFERENCE	8-3	6-1	2-2	0-0

#	Player	gp-gs	min	avg	Total		3-Point		F-Throw		Rebounds				pf	dq	a	to	blk	stl	pts	avg
					fg-fga	fg%	3fg-fga	3fg%	ft-fa	ft%	off	def	tot	avg								
23	Eaton, Marquis	22-20	691	31.4	78-214	.364	29-81	.358	72-91	.791	14	64	78	3.5	51	0	61	39	4	31	257	11.7
11	Eggleston, Melo	12-7	283	23.6	44-105	.419	5-20	.250	38-59	.644	19	59	78	6.5	35	3	16	20	7	8	131	10.9
00	Fields, Caleb	21-12	655	31.2	59-148	.399	18-48	.375	87-128	.680	9	53	62	3.0	32	0	71	43	1	18	223	10.6
12	Kus, Canberk	22-20	563	25.6	86-191	.450	18-60	.300	38-53	.717	30	86	116	5.3	65	2	37	39	22	27	228	10.4
01	Johnson, Jerry	21-1	449	21.4	54-139	.388	35-94	.372	48-57	.842	4	33	37	1.8	27	0	33	27	0	10	191	9.1
04	Matthews, J.J.	22-22	475	21.6	71-125	.568	0-0	.000	46-73	.630	35	56	91	4.1	74	7	34	34	15	9	188	8.5
05	Willis, Christian	22-14	466	21.2	46-87	.529	20-40	.500	25-36	.694	9	25	34	1.5	50	1	37	25	2	15	137	6.2
03	Brevard, Malik	22-14	448	20.4	51-79	.646	0-2	.000	19-33	.576	54	85	139	6.3	75	7	12	34	10	19	121	5.5
32	Jackson, Antwon	22-0	306	13.9	18-37	.486	0-0	.000	20-34	.588	24	31	55	2.5	31	0	13	17	7	14	56	2.5
02	Wilson, Kobe	12-0	91	7.6	6-28	.214	3-14	.214	6-6	1.000	0	6	6	0.5	1	0	4	6	0	2	21	1.8
15	Scoggins, Jake	5-0	20	4.0	2-7	.286	0-0	.000	0-1	.000	1	0	1	0.2	4	0	0	1	0	1	4	0.8
10	Farrington, Malcolm	1-0	3	3.0	0-1	.000	0-1	.000	0-0	.000	0	0	0	0.0	1	0	0	0	0	0	0	0.0
Team											14	16	30					1				
Total.....		22	4450		515-1161	.444	128-360	.356	399-571	.699	213	514	727	33.0	446	20	318	286	68	154	1557	70.8
Opponents.....		22	4450		531-1170	.454	137-409	.335	340-477	.713	198	534	732	33.3	471	-	294	316	41	139	1539	70.0

<b>TEAM STATISTICS</b>	<b>ASU</b>	<b>OPP</b>	<b>Date</b>	<b>Opponent</b>	<b>Score</b>	<b>Att.</b>
SCORING	1557	1539	11/06/19	ARK.-MONTICELLO	w 65-49	1397
Points per game	70.8	70.0	11-8-19	at Ole Miss	L 43-71	8009
Scoring margin	+0.8	-	% 11/14/19	VMI	w 71-56	1104
FIELD GOALS-ATT	515-1161	531-1170	% 11/15/19	UC DAVIS	w 80-67	1176
Field goal pct	.444	.454	% 11/17/19	IDAHO	w 82-68	987
3 POINT FG-ATT	128-360	137-409	11/20/19	at Colorado State	w 80-78	2306
3-point FG pct	.356	.335	11/30/19	SFA	L 57-76	1606
3-pt FG made per game	5.8	6.2	12/03/19	OMAHA	w 78-73	1126
FREE THROWS-ATT	399-571	340-477	12/07/19	at Tulsa	w 66-63	3074
Free throw pct	.699	.713	12/11/19	at Missouri State	L 53-75	3891
F-Throws made per game	18.1	15.5	* 12/18/19	LOUISIANA	w 79-67	1177
REBOUNDS	727	732	* 12/21/19	at ULM	w 62-59	2021
Rebounds per game	33.0	33.3	12/28/19	FREED-HARDEMAN	w 84-73	1173
Rebounding margin	-0.2	-	* 01/02/20	UT ARLINGTON	L 52-73	1276
ASSISTS	318	294	* 01/04/20	TEXAS STATE	L 67-70	1275
Assists per game	14.5	13.4	* 01/06/20	GEORGIA STATE	w 90-87	1105
TURNOVERS	286	316	* 01/09/20	at South Alabama	L 59-75	1392
Turnovers per game	13.0	14.4	* 01/11/20	TROY	Wot 76-68	1377
Turnover margin	+1.4	-	* 01/16/20	at Appalachian State	Lot 80-83	1566
Assist/turnover ratio	1.1	0.9	* 01/18/20	at Coastal Carolina	w 80-75	1313
STEALS	154	139	* 01/23/20	SOUTH ALABAMA	w 75-71	3119
Steals per game	7.0	6.3	* 01/25/20	at Troy	w 78-62	2538
BLOCKS	68	41				
Blocks per game	3.1	1.9				
ATTENDANCE	17898	26110				
Home games-Avg/Game	13-1377	9-2901				
Neutral site-Avg/Game	-	0-0				

\* = Conference game  
 % = Red Wolves Classic (Jonesboro, Ark.)

<b>Score by Periods</b>	<b>1st</b>	<b>2nd</b>	<b>OT</b>	<b>Totals</b>
Arkansas State	696	838	23	1557
Opponents	750	771	18	1539



**2019-20 Arkansas State Men's Basketball**  
**Arkansas State Combined Team Statistics (as of Jan 25, 2020)**  
**Sun Belt games only**



<b>RECORD:</b>	<b>OVERALL</b>	<b>HOME</b>	<b>AWAY</b>	<b>NEUTRAL</b>
ALL GAMES	7-4	4-2	3-2	0-0
CONFERENCE	7-4	4-2	3-2	0-0
NON-CONFERENCE	0-0	0-0	0-0	0-0

#	Player	gp-gs	min	avg	Total		3-Point		F-Throw		Rebounds				pf	dq	a	to	blk	stl	pts	avg
					fg-fga	fg%	3fg-fga	3fg%	ft-fa	ft%	off	def	tot	avg								
23	Eaton, Marquis	11-11	370	33.6	48-116	.414	17-45	.378	45-58	.776	9	30	39	3.5	26	0	31	17	3	16	158	14.4
11	Eggleston, Melo	11-7	264	24.0	41-97	.423	5-18	.278	32-50	.640	18	56	74	6.7	33	3	13	20	5	8	119	10.8
01	Johnson, Jerry	11-1	238	21.6	27-78	.346	19-59	.322	30-37	.811	2	18	20	1.8	14	0	18	10	0	4	103	9.4
00	Fields, Caleb	11-8	353	32.1	24-69	.348	10-24	.417	43-67	.642	6	24	30	2.7	26	0	38	26	1	10	101	9.2
12	Kus, Canberk	11-9	251	22.8	30-78	.385	5-25	.200	22-28	.786	18	39	57	5.2	33	1	15	18	13	8	87	7.9
04	Matthews, J.J.	11-11	234	21.3	27-45	.600	0-0	.000	22-38	.579	18	27	45	4.1	38	4	13	20	8	3	76	6.9
05	Willis, Christian	11-4	200	18.2	23-40	.575	12-20	.600	14-19	.737	2	12	14	1.3	24	1	15	11	0	7	72	6.5
03	Brevard, Malik	11-4	196	17.8	19-28	.679	0-1	.000	14-23	.609	27	35	62	5.6	35	2	4	9	5	11	52	4.7
32	Jackson, Antwon	11-0	132	12.0	6-13	.462	0-0	.000	14-18	.778	11	14	25	2.3	17	0	7	6	3	4	26	2.4
15	Scoggins, Jake	2-0	5	2.5	1-1	1.000	0-0	.000	0-0	.000	0	0	0	0.0	1	0	0	0	0	0	2	1.0
02	Wilson, Kobe	3-0	7	2.3	0-4	.000	0-1	.000	2-2	1.000	0	1	1	0.3	0	0	0	0	0	0	2	0.7
Team											4	8	12									
Total.....		11	2250		246-569	.432	68-193	.352	238-340	.700	115	264	379	34.5	247	11	154	137	38	71	798	72.5
Opponents.....		11	2250		260-589	.441	63-200	.315	207-282	.734	108	267	375	34.1	254	-	133	148	20	66	790	71.8

<b>TEAM STATISTICS</b>	<b>ASU</b>	<b>OPP</b>	<b>Date</b>	<b>Opponent</b>	<b>Score</b>	<b>Att.</b>
SCORING	798	790	* 12/18/19	LOUISIANA	W 79-67	1177
Points per game	72.5	71.8	* 12/21/19	at ULM	W 62-59	2021
Scoring margin	+0.7	-	* 01/02/20	UT ARLINGTON	L 52-73	1276
FIELD GOALS-ATT	246-569	260-589	* 01/04/20	TEXAS STATE	L 67-70	1275
Field goal pct	.432	.441	* 01/06/20	GEORGIA STATE	W 90-87	1105
3 POINT FG-ATT	68-193	63-200	* 01/09/20	at South Alabama	L 59-75	1392
3-point FG pct	.352	.315	* 01/11/20	TROY	Wot 76-68	1377
3-pt FG made per game	6.2	5.7	* 01/16/20	at Appalachian State	Lot 80-83	1566
FREE THROWS-ATT	238-340	207-282	* 01/18/20	at Coastal Carolina	W 80-75	1313
Free throw pct	.700	.734	* 01/23/20	SOUTH ALABAMA	W 75-71	3119
F-Throws made per game	21.6	18.8	* 01/25/20	at Troy	W 78-62	2538
REBOUNDS	379	375				
Rebounds per game	34.5	34.1				
Rebounding margin	+0.4	-				
ASSISTS	154	133				
Assists per game	14.0	12.1				
TURNOVERS	137	148				
Turnovers per game	12.5	13.5				
Turnover margin	+1.0	-				
Assist/turnover ratio	1.1	0.9				
STEALS	71	66				
Steals per game	6.5	6.0				
BLOCKS	38	20				
Blocks per game	3.5	1.8				
ATTENDANCE	9329	8830				
Home games-Avg/Game	6-1555	5-1766				
Neutral site-Avg/Game	-	0-0				

\* = Conference game  
 % = Red Wolves Classic (Jonesboro, Ark.)

<b>Score by Periods</b>	<b>1st</b>	<b>2nd</b>	<b>OT</b>	<b>Totals</b>
Arkansas State	355	420	23	798
Opponents	389	383	18	790



## Individual Career History vs Appalachian State



### Brevard, Malik

Season	gp-gs	min/avg	Total		3-Point		F-Throws		Rebounds				pf	fo	ast	to	blk	stl	Scoring	
			fg-fga	pct	fg-fga	pct	ft-fa	pct	off	def	tot	avg							pts	avg
2018-19	1-0	8/8.0	1-2	.500	0-0	.000	0-0	.000	1	1	2	2.0	3	0	0	1	0	1	2	2.0
2019-20	1-0	26/26.0	3-6	.500	0-0	.000	3-6	.500	8	5	13	13.0	4	0	1	0	1	0	9	9.0
TOTAL	2-0	34/17.0	4-8	.500	0-0	.000	3-6	.500	9	6	15	7.5	7	0	1	1	1	1	11	5.5

### Eaton, Marquis

Season	gp-gs	min/avg	Total		3-Point		F-Throws		Rebounds				pf	fo	ast	to	blk	stl	Scoring	
			fg-fga	pct	fg-fga	pct	ft-fa	pct	off	def	tot	avg							pts	avg
2017-18	2-2	56/28.0	9-15	.600	2-4	.500	8-11	.727	1	6	7	3.5	5	0	9	7	2	4	28	14.0
2018-19	1-1	40/40.0	4-15	.267	0-6	.000	2-3	.667	2	3	5	5.0	3	0	8	1	0	3	10	10.0
2019-20	1-1	41/41.0	4-14	.286	0-3	.000	5-8	.625	2	6	8	8.0	4	0	3	2	0	1	13	13.0
TOTAL	4-4	137/34.2	17-44	.386	2-13	.154	15-22	.682	5	15	20	5.0	12	0	20	10	2	8	51	12.8

### Eggleston, Melo

Season	gp-gs	min/avg	Total		3-Point		F-Throws		Rebounds				pf	fo	ast	to	blk	stl	Scoring	
			fg-fga	pct	fg-fga	pct	ft-fa	pct	off	def	tot	avg							pts	avg
2019-20	1-1	34/34.0	7-15	.467	2-5	.400	1-4	.250	0	7	7	7.0	2	0	2	0	0	0	17	17.0
TOTAL	1-1	34/34.0	7-15	.467	2-5	.400	1-4	.250	0	7	7	7.0	2	0	2	0	0	0	17	17.0

### Fields, Caleb

Season	gp-gs	min/avg	Total		3-Point		F-Throws		Rebounds				pf	fo	ast	to	blk	stl	Scoring	
			fg-fga	pct	fg-fga	pct	ft-fa	pct	off	def	tot	avg							pts	avg
2019-20	1-1	40/40.0	4-10	.400	1-4	.250	2-5	.400	0	2	2	2.0	2	0	3	1	0	0	11	11.0
TOTAL	1-1	40/40.0	4-10	.400	1-4	.250	2-5	.400	0	2	2	2.0	2	0	3	1	0	0	11	11.0

### Jackson, Antwon

Season	gp-gs	min/avg	Total		3-Point		F-Throws		Rebounds				pf	fo	ast	to	blk	stl	Scoring	
			fg-fga	pct	fg-fga	pct	ft-fa	pct	off	def	tot	avg							pts	avg
2019-20	1-0	11/11.0	1-1	1.000	0-0	.000	1-2	.500	2	0	2	2.0	1	0	2	0	0	1	3	3.0
TOTAL	1-0	11/11.0	1-1	1.000	0-0	.000	1-2	.500	2	0	2	2.0	1	0	2	0	0	1	3	3.0

### Johnson, Jerry

Season	gp-gs	min/avg	Total		3-Point		F-Throws		Rebounds				pf	fo	ast	to	blk	stl	Scoring	
			fg-fga	pct	fg-fga	pct	ft-fa	pct	off	def	tot	avg							pts	avg
2019-20	1-0	16/16.0	3-6	.500	3-6	.500	4-5	.800	0	2	2	2.0	1	0	0	0	0	0	13	13.0
TOTAL	1-0	16/16.0	3-6	.500	3-6	.500	4-5	.800	0	2	2	2.0	1	0	0	0	0	0	13	13.0

### Kus, Canberk

Season	gp-gs	min/avg	Total		3-Point		F-Throws		Rebounds				pf	fo	ast	to	blk	stl	Scoring	
			fg-fga	pct	fg-fga	pct	ft-fa	pct	off	def	tot	avg							pts	avg
2018-19	1-0	27/27.0	6-12	.500	1-3	.333	0-1	.000	1	8	9	9.0	5	1	1	3	0	3	13	13.0
2019-20	1-1	30/30.0	4-10	.400	0-3	.000	0-0	.000	1	5	6	6.0	3	0	1	3	1	0	8	8.0
TOTAL	2-1	57/28.5	10-22	.455	1-6	.167	0-1	.000	2	13	15	7.5	8	1	2	6	1	3	21	10.5

### Matthews, J.J.

Season	gp-gs	min/avg	Total		3-Point		F-Throws		Rebounds				pf	fo	ast	to	blk	stl	Scoring	
			fg-fga	pct	fg-fga	pct	ft-fa	pct	off	def	tot	avg							pts	avg
2018-19	1-0	2/2.0	1-1	1.000	0-0	.000	1-1	1.000	0	0	0	0.0	2	0	0	2	0	0	3	3.0
2019-20	1-1	10/10.0	0-1	.000	0-0	.000	0-0	.000	1	2	3	3.0	5	1	1	0	0	0	0	0.0
TOTAL	2-1	12/6.0	1-2	.500	0-0	.000	1-1	1.000	1	2	3	1.5	7	1	1	2	0	0	3	1.5





## Individual Career History vs Appalachian State



### Scoggins, Jake

Season	gp-gs	min/avg	Total		3-Point		F-Throws		Rebounds				pf	fo	ast	to	blk	stl	Scoring	
			fg-fga	pct	fg-fga	pct	ft-fita	pct	off	def	tot	avg							pts	avg
2017-18	2-0	8/4.0	2-2	1.000	0-0	.000	0-0	.000	1	0	1	0.5	1	0	0	0	1	0	4	2.0
TOTAL	2-0	8/4.0	2-2	1.000	0-0	.000	0-0	.000	1	0	1	0.5	1	0	0	0	1	0	4	2.0

### Willis, Christian

Season	gp-gs	min/avg	Total		3-Point		F-Throws		Rebounds				pf	fo	ast	to	blk	stl	Scoring	
			fg-fga	pct	fg-fga	pct	ft-fita	pct	off	def	tot	avg							pts	avg
2018-19	1-0	4/4.0	0-1	.000	0-0	.000	0-0	.000	0	1	1	1.0	1	0	0	0	0	0	0	0.0
2019-20	1-0	17/17.0	2-3	.667	2-3	.667	0-0	.000	0	1	1	1.0	4	0	1	1	0	1	6	6.0
TOTAL	2-0	21/10.5	2-4	.500	2-3	.667	0-0	.000	0	2	2	1.0	5	0	1	1	0	1	6	3.0

### Wilson, Kobe

Season	gp-gs	min/avg	Total		3-Point		F-Throws		Rebounds				pf	fo	ast	to	blk	stl	Scoring	
			fg-fga	pct	fg-fga	pct	ft-fita	pct	off	def	tot	avg							pts	avg
2018-19	1-0	5/5.0	0-1	.000	0-0	.000	0-0	.000	0	0	0	0.0	1	0	0	0	0	0	0	0.0
TOTAL	1-0	5/5.0	0-1	.000	0-0	.000	0-0	.000	0	0	0	0.0	1	0	0	0	0	0	0	0.0



**2019-20 Arkansas State Men's Basketball**  
**Arkansas State Season/Career Statistics (as of Jan 28, 2020)**  
**All games**



**SEASON STATISTICS**

**CAREER STATISTICS**

SUMMARY	gp-gs	min/g	fg%	3fg%	ft%	r/g	a/g	stl	blk	pts/g	gp-gs	min/g	fg%	3fg%	ft%	r/g	a/g	stl	blk	pts/g
Eaton, Marquis	22-20	31.4	.364	.358	.791	3.5	2.8	31	4	11.7	86-58	27.4	.374	.323	.788	2.7	2.6	85	21	9.4
Eggleston, Melo	12-7	23.6	.419	.250	.644	6.5	1.3	8	7	10.9	12-7	23.6	.419	.250	.644	6.5	1.3	8	7	10.9
Fields, Caleb	21-12	31.2	.399	.375	.680	3.0	3.4	18	1	10.6	21-12	31.2	.399	.375	.680	3.0	3.4	18	1	10.6
Kus, Canberk	22-20	25.6	.450	.300	.717	5.3	1.7	27	22	10.4	46-20	20.8	.421	.289	.762	3.8	1.3	45	38	7.9
Johnson, Jerry	21-1	21.4	.388	.372	.842	1.8	1.6	10	0	9.1	21-1	21.4	.388	.372	.842	1.8	1.6	10	0	9.1
Matthews, J.J.	22-22	21.6	.568	.000	.630	4.1	1.5	9	15	8.5	49-29	17.4	.541	.000	.642	3.6	0.9	17	30	7.1
Willis, Christian	22-14	21.2	.529	.500	.694	1.5	1.7	15	2	6.2	58-20	14.4	.461	.385	.712	1.2	0.9	19	3	4.2
Brevard, Malik	22-14	20.4	.646	.000	.576	6.3	0.5	19	10	5.5	52-25	18.2	.581	.111	.541	5.2	0.6	38	29	4.2
Jackson, Antwon	22-0	13.9	.486	.000	.588	2.5	0.6	14	7	2.5	22-0	13.9	.486	.000	.588	2.5	0.6	14	7	2.5
Wilson, Kobe	12-0	7.6	.214	.214	1.000	0.5	0.3	2	0	1.8	37-0	9.1	.272	.291	.700	0.5	0.4	6	1	2.2
Scoggins, Jake	5-0	4.0	.286	.000	.000	0.2	0.0	1	0	0.8	37-3	6.4	.447	.000	.231	0.9	0.2	7	1	1.0
Farrington, Malcolm	1-0	3.0	.000	.000	.000	0.0	0.0	0	0	0.0	1-0	3.0	.000	.000	.000	0.0	0.0	0	0	0.0

SCORING	fg-fga	fg%	3fg-fga	3fg%	ft-fa	ft%	pts	pts/g	fg-fga	fg%	3fg-fga	3fg%	ft-fa	ft%	pts	pts/g
Eaton, Marquis	78-214	.364	29-81	.358	72-91	.791	257	11.7	270-721	.374	82-254	.323	190-241	.788	812	9.4
Eggleston, Melo	44-105	.419	5-20	.250	38-59	.644	131	10.9	44-105	.419	5-20	.250	38-59	.644	131	10.9
Fields, Caleb	59-148	.399	18-48	.375	87-128	.680	223	10.6	59-148	.399	18-48	.375	87-128	.680	223	10.6
Kus, Canberk	86-191	.450	18-60	.300	38-53	.717	228	10.4	133-316	.421	33-114	.289	64-84	.762	363	7.9
Johnson, Jerry	54-139	.388	35-94	.372	48-57	.842	191	9.1	54-139	.388	35-94	.372	48-57	.842	191	9.1
Matthews, J.J.	71-125	.568	0-0	.000	46-73	.630	188	8.5	131-242	.541	0-0	.000	86-134	.642	348	7.1
Willis, Christian	46-87	.529	20-40	.500	25-36	.694	137	6.2	83-180	.461	30-78	.385	47-66	.712	243	4.2
Brevard, Malik	51-79	.646	0-2	.000	19-33	.576	121	5.5	93-160	.581	1-9	.111	33-61	.541	220	4.2
Jackson, Antwon	18-37	.486	0-0	.000	20-34	.588	56	2.5	18-37	.486	0-0	.000	20-34	.588	56	2.5
Wilson, Kobe	6-28	.214	3-14	.214	6-6	1.000	21	1.8	25-92	.272	16-55	.291	14-20	.700	80	2.2
Scoggins, Jake	2-7	.286	0-0	.000	0-1	.000	4	0.8	17-38	.447	0-0	.000	3-13	.231	37	1.0
Farrington, Malcolm	0-1	.000	0-1	.000	0-0	.000	0	0.0	0-1	.000	0-1	.000	0-0	.000	0	0.0

TOTALS	o-reb	d-reb	t-reb	pf	fo	ast	to	a/to	o-reb	d-reb	t-reb	pf	fo	ast	to	a/to
Eaton, Marquis	14	64	78	51	0	61	39	1.6	50	183	233	181	1	221	172	1.3
Eggleston, Melo	19	59	78	35	3	16	20	0.8	19	59	78	35	3	16	20	0.8
Fields, Caleb	9	53	62	32	0	71	43	1.7	9	53	62	32	0	71	43	1.7
Kus, Canberk	30	86	116	65	2	37	39	0.9	44	132	176	115	4	62	72	0.9
Johnson, Jerry	4	33	37	27	0	33	27	1.2	4	33	37	27	0	33	27	1.2
Matthews, J.J.	35	56	91	74	7	34	34	1.0	75	102	177	143	9	44	73	0.6
Willis, Christian	9	25	34	50	1	37	25	1.5	24	43	67	97	2	54	48	1.1
Brevard, Malik	54	85	139	75	7	12	34	0.4	103	167	270	145	10	29	66	0.4
Jackson, Antwon	24	31	55	31	0	13	17	0.8	24	31	55	31	0	13	17	0.8
Wilson, Kobe	0	6	6	1	0	4	6	0.7	2	18	20	27	1	13	19	0.7
Scoggins, Jake	1	0	1	4	0	0	1	0.0	10	23	33	48	0	7	12	0.6
Farrington, Malcolm	0	0	0	1	0	0	0	0.0	0	0	0	1	0	0	0	0.0